City and Borough of Wrangell
2Special Borough Assembly Meeting
AGENDA

Tuesday, June 16, 2020
5:30 PM

Location: Teleconference

Resolution No. 03-20-1520 allows for the temporary suspension of in-person Assembly Meetings and allows for teleconference meetings, due to COVID-19, until October 17, 2020 unless terminated before that date.

Teleconference Information for anyone wishing to call into the meeting and speak under

Persons to be Heard

If you wish to call into the meeting to speak under Persons to be Heard, please contact the Borough Clerk at 907-874-2381 or email: clerk@wrangell.com **no later than Tuesday, June 16th at 5:00 p.m.** so that you can be added to the Sign-Up sheet.

You will be called in the order that your request is received.

Please note that KSTK is still broadcasting the Borough Assembly meetings. Therefore, if you wish only to listen in, you may do so by tuning into KTSK!

To Join by Computer:

https://zoom.us/j/9078742381?pwd=MTNqSEdncjRyakh2UCtMVUNxMndYUT09

And Enter the Meeting ID: 907 874 2381

Then Enter Password: 99929

OR

To use your phone, call one of the following numbers:

+1 669 900 9128 US

+1 346 248 7799 US

+1 301 715 8592 US

+1 312 626 6799 US

+1 646 558 8656 US

+1 253 215 8782 US

And enter the Meeting ID: 907 874 2381

Then enter the Password: 99929

1. **CALL TO ORDER**
2. **ROLL CALL**
3. **PERSONS TO BE HEARD**

4. **CONFLICT OF INTEREST**
5. **PUBLIC HEARING**
    a. **PUBLIC HEARING:** FY 2021 Budget
6. **ADJOURNMENT**

CITY & BOROUGH OF WRANGELL, ALASKA
BOROUGH ASSEMBLY Public Hearing AGENDA STATEMENT

AGENDA ITEM TITLE:	DATE:	06/16/2020
	Agenda Section	**6**

PUBLIC HEARING: FY 2021 Budget

SUBMITTED BY:
Lisa Von Bargen, Borough Manager & Joyce Mason, Finance Director

Reviews/Approvals/Recommendations	
☐	Commission, Board or Committee
Name(s)	Planning and Zoning Commission
Name(s)	
☐	Attorney
☐	Insurance

FISCAL NOTE:		
Expenditure Required: $XXX Total		
FY 20: $	FY 21: $	FY22: $
Amount Budgeted:		
	FY20 $XXX	
Account Number(s):		
	XXXXX XXX XXXX	
Account Name(s):		
	Enter Text Here	
Unencumbered Balance(s) (prior to expenditure):		
	$XXX	

ATTACHMENTS: 1. FY 2021 Budget & Cover Memo

MAYOR PROCEDURE: Declare the Public Hearing open. The Mayor shall ask if there is any administrative report on the Public Hearing Item. Please then ask if there are any Persons to be Heard.

Once all persons have been heard, declare the Public Hearing closed and entertain a motion from the Assembly.

RECOMMENDATION MOTION:
No Action. Public Hearing only.

SUMMARY STATEMENT:
Please see the attached memo from the Manager.

June 15, 2020

To: Mayor Prysunka & Assembly Members
From: Lisa Von Bargen, Borough Manager
Re: FY 2021 Budget Public Hearing Memo

The Budget gap in the General Fund that had to be bridged was just over $1.2 Million. When reported last week it was more than $800,000. At that time, Administration anticipated $350,000 in CARES Act off-set for salaries leaving a gap of $451,451. What became apparent late in the week was that the approved General Fund budget deficit for FY20 was about $400,000. That additional amount had to be cut out of the FY21 Budget in an attempt to get to $0. The proposed budget is at a $224,353 deficit. Administration is requesting a transfer from General Fund Reserves to cover this final amount. The remaining $1.2 million deficit was cut, or off-set by proposed transfers outlined below.

These cuts are not being achieved without hardship. This budget includes several proposed staff reductions, all of which are being achieved through attrition or vacancy. Administration has not yet contemplated laying off current staff. The proposed reductions include:

Library	0.60 FTE	Library Technician I (Vacant since 01/2020)
Police	1.00 FTE	Officer (Vacant for almost a year)
Police	0.50 FTE	Part-Time DMV (Vacant since 3/2020)
Finance	0.50 FTE	Part-Time Collections Clerk (Vacant since 3/2020)
Nolan Center	1.00 FTE	Nolan Center Manager (Vacant since 5/2020)
Public Works	1.00 FTE	Maintenance Tech III (Upcoming 8/2020)
WML&P	1.00 FTE	Assist. Diesel Mechanic (Vacant several months)

It is fully recognized by Administration these staff cuts may, or will, result in service and program level reductions. Beyond the impacts from the proposed staff reductions, Administration has not considered major programmatic cuts.

The proposed cuts made by the Department Directors and the Manager are outlined below by Department and Fund. The General Fund is first. These proposed changes were made following the last Assembly budget work session on June 10th. There are also some minor additions that were inadvertently left out of the earlier budget versions that are explained.

General Fund

Administration

Expense Reductions (Cuts): $26,195

$ 8,695	Salaries (Cut salary to keep travel where safe and appropriate)
$ 1,250	Travel (Contingency)

$ 2,000	Memberships & Dues (Miscellaneous)
$ 250	Training (Contingency)
$ 4,000	Lobbying (Lobbying Travel)
$10,000	Contingency

Clerk/Assembly

Expense Reductions (Cuts): $19,865

$3,000	Material & Supplies (Assembly Meeting Food)
$ 500	Non-Capital Equipment (Chromebook Replacement)
$7,200	IT (Laserfiche Records Management System)
$9,165	Travel (Misc. Assembly & Clerk Travel)

Finance

Expense Reductions (Cuts): $3,840

$1,040	Travel (AGFOA Conference)
$ 300	Training (AGFOA Conference)
$2,500	Materials & Supplies (Misc. Office Supplies)

*The Finance Department budget includes a .50 FTE staff reduction which was previously factored into the budget.

Fire

Expense Reductions (Cuts): $21,505

$ 2,000	Material & Supplies (General)
$ 2,505	Travel (Miscellaneous)
$17,000	Capital Equipment (Air Compressor Block Equipment)

Police

Expense Reductions (Cuts): $25,000

$ 5,000	Boat Expenses (General)
$20,000	Capital Equipment (Used USFS Vehicle)

Additions (Increases): $6,000

$4,000	Vests (4 x $1,000)
$2,000	Taser

* The Police Department budget includes a 1.50 FTE staff reduction which was previously factored into the budget.

Corrections

No Change

Public Safety Building

Expense Reductions (Cuts): $10,000

$10,000	Capital Projects (Heating System Piping Replacement)

*Capital Facilities staff have reduced this remaining project budget from $22,050 to $12,050 by just replacing the corroded portions of the pipe.

Library

Expense Reductions (Cuts): $8,800

$2,000	Facility Repair & Maint (General Maintenance)
$3,000	Facility Repair & Maint (Outer Door Hardware Replacement)
	-Will cover this with CARES Act funding
$ 300	Materials & Supplies (Custodial Supplies)
$1,000	Postage & Shipping (General postage and shipping costs)
$2,500	Travel (Library Conference)

* The Library budget includes a .60 FTE staff reduction which was previously factored into the budget.

Economic Development & Planning

Expense Reductions (Cuts): $18,969

$ 2,320	Travel (Various Conferences)
$ 1,119	Training (Various Conferences)
$15,450	Tourism (Marketing and Promotional Expenditures)

Public Works

Expense Reductions (Cuts): $90,103

$ 3,000	Phone & Internet
$65,612-$87,103	Hourly Wages & Benefits (Retiring Maint. Tech III)

*Leaving this position unfilled will have an impact on snow removal; and water distribution and sewer collection system repairs. This wage savings is shown at a range depending on the qualifications of the individual that would fill the position. $65,612 represents the entry wage and benefits of a Maintenance Technician I. $87,103 represents the entry wage and benefits of a Maintenance Technician III. The current employee set to retire is at a Maintenance Technician III level. This will leave the department with only one individual certified to the necessary levels to install and repair water and sewer mains.

Streets

*The Street Maintenance Material & Supplies budget has been revised to more closely resemble actual expenditures in FY20, allowing for some anticipated increased material requirements due to additional parking lot maintenance. The table below shows the difference between the initial budget and the revised budget in this line item.

Expense Reductions (Cuts): $34,000

Original FY21 Submittal		Current FY21 Proposed	
Mag Chloride	$50,000	Mag Chloride	$40,000
D1 & Other Materials	$75,000	D1 & Other Materials	$50,000
Catch Basins	$9,000	Catch Basins	$9,000
Culverts	$8,000	Culverts	$8,000

Shovels, Mesh, Plywood	$15,000	Shovels, Mesh, Plywood	$10,000
		Food for Crew	$1,000
		Contractual Street Work	$5,000
Total	$157,000	Total	$123,000

Garage

* The Garage allocations were changed. It was discovered that November and December allocations for the Garage staff were just plugged into the generic "Garage" catch all line item. The allocations were changed. The FY20 actual Charges from Garage have been increased from $75,534 to $112,387. Using the FY20 actuals as a guide the FY21 Charges from Garage have been increased from $76,200 to $107,275. The corresponding changes have been made in the other departments.

Expense Reductions (Cuts): $7,000

$7,000 Materials & Supplies (Garage Supplies)

Capital Facilities

*The Capital Facilities cuts below totaling $7,000 are predicated on the Department moving in with Wrangell Municipal Light & Power. The reduction is small for one year, but the savings will be realized annually hereafter. The net savings for FY21 is only $2,000 because the Department has requested $5,000 to build appropriate storage area for tools and supplies within the CBW storage building by the Marine Bar. The move will also free up the Armory Building to be leased or sold generating ongoing or one-time revenue to the Borough.

Expense Reductions (Cuts): $28,200

$ 2,500 Facility Maintenance (General Maintenance)
$ 1,500 Fuel (Heating Oil for Building)
$ 3,000 Utilities (Water, Sewer, Garbage, Electrical for the Building)
$ 1,700 Non-Capital Equipment (Work Order Tablets – CARES Maybe)
$ 1,500 Training (Manlift Training in WRG)
$18,000 Professional Services (Facility Assessments)

Additions (Increases): $5,000

$5,000 Facility Maintenance (Storage Area for Tools/Supplies)

Cemetery

Expense Reductions (Cuts): $50,000

$50,000 Columbarium

Community Service Organizations

Additions (Increases):

$4,000 Fireworks Contribution for the 4th of July

****

Revenues & Transfers to General Fund:

CARES Act Wage, Salary and Benefit Off-set: Administration believes **$640,000** in wages in the General Fund can be off-set by CARES Act funding between July and December of 2020. Police Chief and Officers – 100%; Fire Chief and Fire Captain – 100%; Borough Manager, Finance Director, Economic Development Director; Parks & Rec Director – 25%; Library and Nolan Center Directors – 10%.

Pool Permanent Fund: Section 5.26.090(C) of the Wrangell Municipal Code provides for a distribution of earnings from the Pool Permanent Fund into the Pool portion of the Parks & Recreation Special Revenue Fund. The formula to determine the distribution is 70% of a three-year rolling average of net annual earnings (FY18 + FY19+ FY20)*70%. The numbers used for FY18 and FY19 are audited numbers. The FY20 number is estimated. The contribution from the Pool Permanent Fund in FY21 is estimated at **$30,000**.

Sales Tax Fund Streets Reserve: The Streets Reserve in the Sales Tax Fund is expected to have a FY20 year-end balance of $407,389. If untouched, the FY21 year-end balance is expected to be $487,909. Administration has included a transfer of **$100,000** from this reserve into the General Fund to off-set the cost of the Streets Department. As a rule, Administration recommends leaving this money to pay for major street repair or replacement projects. However, given the size of this year's General Fund deficit, Administration is recommending a one-time use of these funds for operations.

Parks & Recreation Special Revenue Fund

Parks & Recreation

Expense Reductions (Cuts): $19,500

$2,000	Non-Capital Equipment (Pool Ladder Replacement)
$1,000	Non-Capital Equipment (Outdoor Grill Station)
$1,500	Non-Capital Equipment (Reduce Equipment Purchases)
$5,000	Equip Repair & Maintenance (Motor & Pump Repairs)
$1,500	Travel (Postpone Certified Pool Operator (COP) Training)
$2,000	Travel (Trails Conference; Chainsaw Training)
$1,500	Travel (ARPA Conference)
$1,000	Training (COP Training, ARPA Conference)
$3,000	Facility Maintenance (Reduce work to Mt. Dewey Trail)
$1,000	Material & Supplies (System Materials for Inventory)

Nolan Center Special Revenue Fund

Nolan Center

Expense Reductions (Cuts): $84,000

$81,000	Hourly Wages & Benefits (Nolan Center Manager Position)

$ 1,000 Materials & Supplies (General)
$ 1,000 Custodial Supplies (General)
$ 1,000 Equipment Repair & Maintenance (General)

Additions (Increases): $5,000
$5,000 Temp Wages (To help with losing full position)
*The loss of the Manager position will result in significantly reduced hours for the facility.

Residential Construction Fund

Expense Reductions (Cuts): $3,000
$2,000 Byford Property Survey ($12K to $10K)
$1,000 Etolin Property Survey ($6K to $5K)

Additions (Increases): $65,000
$65,000 Institute Property Survey ($85K to $150K)

Revenues/Transfers: $50,000
$50,000 To cover the increased cost of the survey work at the Institute property, Administration is recommending a transfer from the Economic Recovery Fund in the amount of $50,000. Prior to the transfer the Economic Recovery Fund has a reserve balance of nearly $1.4 million.

Industrial Construction Fund

No change.

Sales Tax Fund (Streets Reserve)

Expenditures/Transfers: $100,000
$100,000 Transfer to the General Fund to help off-set the cost of the Streets Department. This would leave an estimated $387,909 in the Sales Tax Fund Streets Reserve at the end of FY21.

Pool Permanent Fund

Expenditures/Transfers: $30,000
$30,000 Transfer from the Pool Permanent Fund to the Pool portion of the Parks & Recreation Special Revenue Fund.

Wrangell Municipal Light & Power

Expense Reductions (Cuts): $127,382
$ 400 Admin Facility Repair (E. Light Repair – Done)

$ 1,200	Gen Facility Repair (Man Door Relocation- In Progress)
$20,000	Generation Fuel (Heating Fuel – Isolate Out Old Power Plant)
$15,000	Gen Equip Repair (Exhaust Fan Install – Try in FY20)
$ 6,082	Distribution Travel (Hot-Line Training)
$ 700	Distribution Training (Hot-Line Training)
$84,000	Hourly Wage & Benefits (Assistant Diesel Mechanic)

Harbor

Expense Reductions (Cuts): $7,100

$3,100	Admin Travel (Harbormaster Conference)
$ 300	Admin Training (Harbormaster Conference)
$3,700	Admin Publications (Magazine Ads & Haul Out T-Shirts)

Water

No change.

Sewer

Expense Reductions (Cuts): $15,000

$15,000	Capital Equipment (Service Truck – Replacement Plan in Aug)

Solid Waste

No change.

Economic Recovery Fund

Expenditures/Transfers: $50,000

$50,000 Transfer from the Economic Recovery Fund to the Residential Construction Fund to cover cost of the Institute Property survey work.

Miscellaneous Funds

Secure Rural Schools	No Change from Last Budget Hearing
Borough Formation	No Change from Last Budget Hearing
Wrangell Medical Center Legacy	FY20 Insurance Expenditure Added - $25,346

CIP Fund (New)

All projects discussed at the last budget hearing were added, with the appropriate off-sets coming from the individual funds sponsoring those projects.

Additional Budget Reduction Considerations (Primarily General Fund):

Reduce or Eliminate Community Service Organizations (CSO) Budget: The CSO Budget is $47,000 – all funding outside agencies. It includes $11,500 for the Senior Center; $23,000 for the Chamber of Commerce; 8,500 for KSTK; and $4,000 for Fireworks given to the Wrangell Volunteer Fire Department.

Wage Freeze: Instituting a wage freeze for FY21 would save $55,000 in the General Fund and $75,000 throughout all Borough Departments (including enterprise funds).

Reduction in Health Insurance Premium Cost Share: Currently the cost share premium split between the employee and the Borough is 15%/85% respectfully. The Borough covers 90% for the most senior Union employees in accordance with the Collective Bargaining Agreement. The Borough covers only 70% of health insurance premiums for employees working under 40 hours per week who were hired after March 1, 2020. For every 5% increase to the employees, there is a $25,000 savings to the Borough. For instance, if the premium match were to change from 15% to 20%, the Borough would save $25,000 as the employees would cover those costs.

Reduction in Health Insurance Coverage (Increasing Deductible from $3,000 to $5,000): The Borough is enjoying a 2% reduction in health care premiums for FY21. However, a reduction in deductible coverage from $3,000 to $5,000 would save the Borough $130,000 annually.

Closure of Community Center: Parks & Recreation can close the Community Center and offer programming through use of other community facilities. The savings associated with this closure is unknown at this time.

City and Borough of Wrangell Alaska

Fiscal Year 2021 Budget

ACKNOWLEDGEMENTS

MAYOR

Stephen Prysunka

ASSEMBLY MEMBERS

Ann Morrison	Ryan Howe
Patty Gilbert	David Powell
Julie Decker	Mya DeLong

On behalf of

Lisa Von Bargen, Interim Borough Manager

This budget was prepared with assistance from the City and Borough of Wrangell's dedicated professional management team, including:

Joyce Mason, Finance Director
Carol Rushmore, Economic Development Director
Kim Lane, Borough Clerk
Tim Buness, Fire Chief
Thomas Radke, Chief of Police
Amber Al-Haddad, Capital Facilities
Rolland Howell, Director of Public Works
Margaret Villarma, Library Director
Cyni Crary, Museum & Civic Center Manager
Kathleen Thomas, Parks and Recreation Director
Rodney Rhodes, Electrical Superintendent
Greg Meissner, Harbormaster

City and Borough of Wrangell

Fiscal Year Budget

General Fund

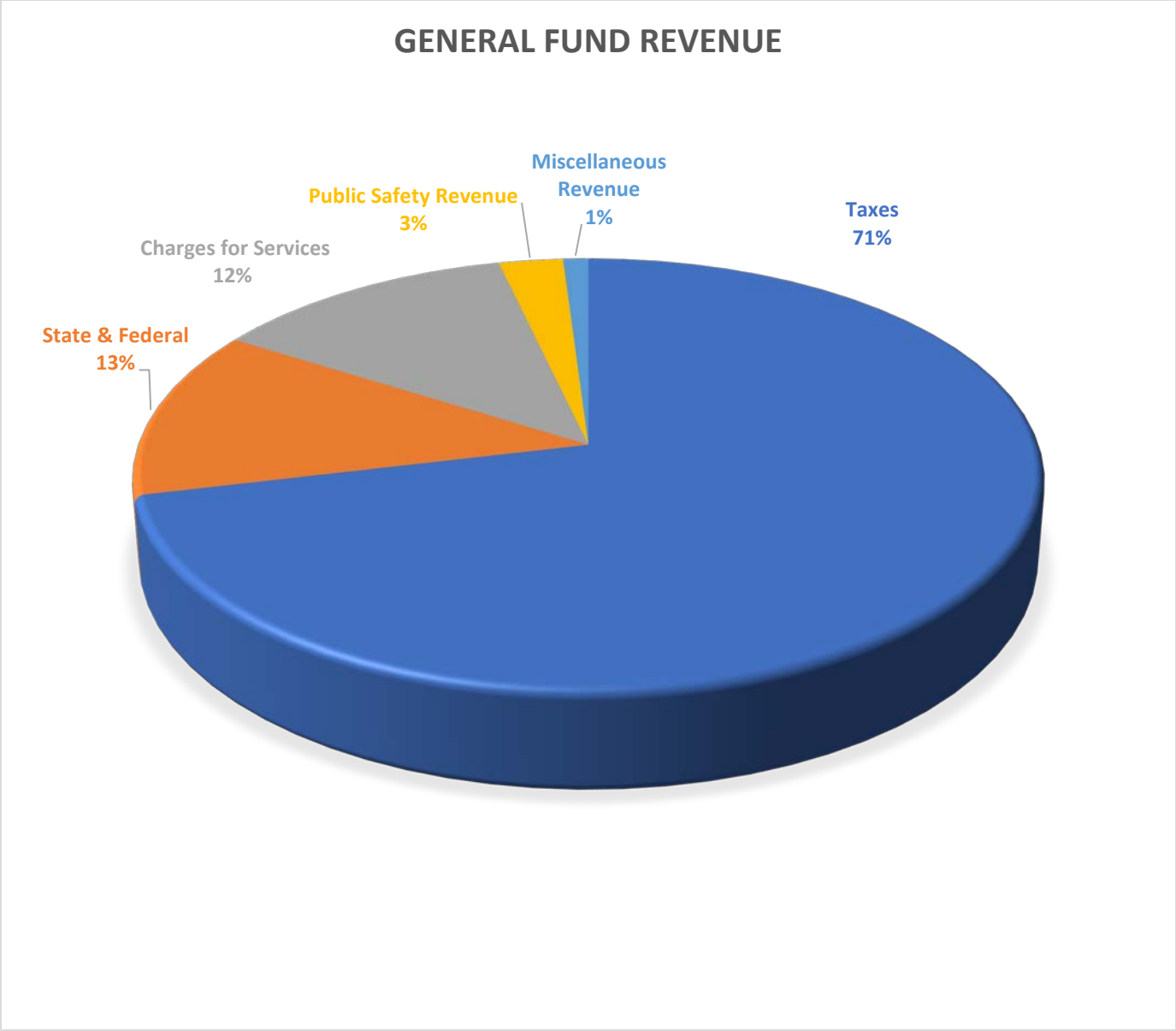
GENERAL FUND REVENUE
Miscellaneous Revenue 1%
Public Safety Revenue 3%
Taxes 71%
Charges for Services 12%
State & Federal 13%

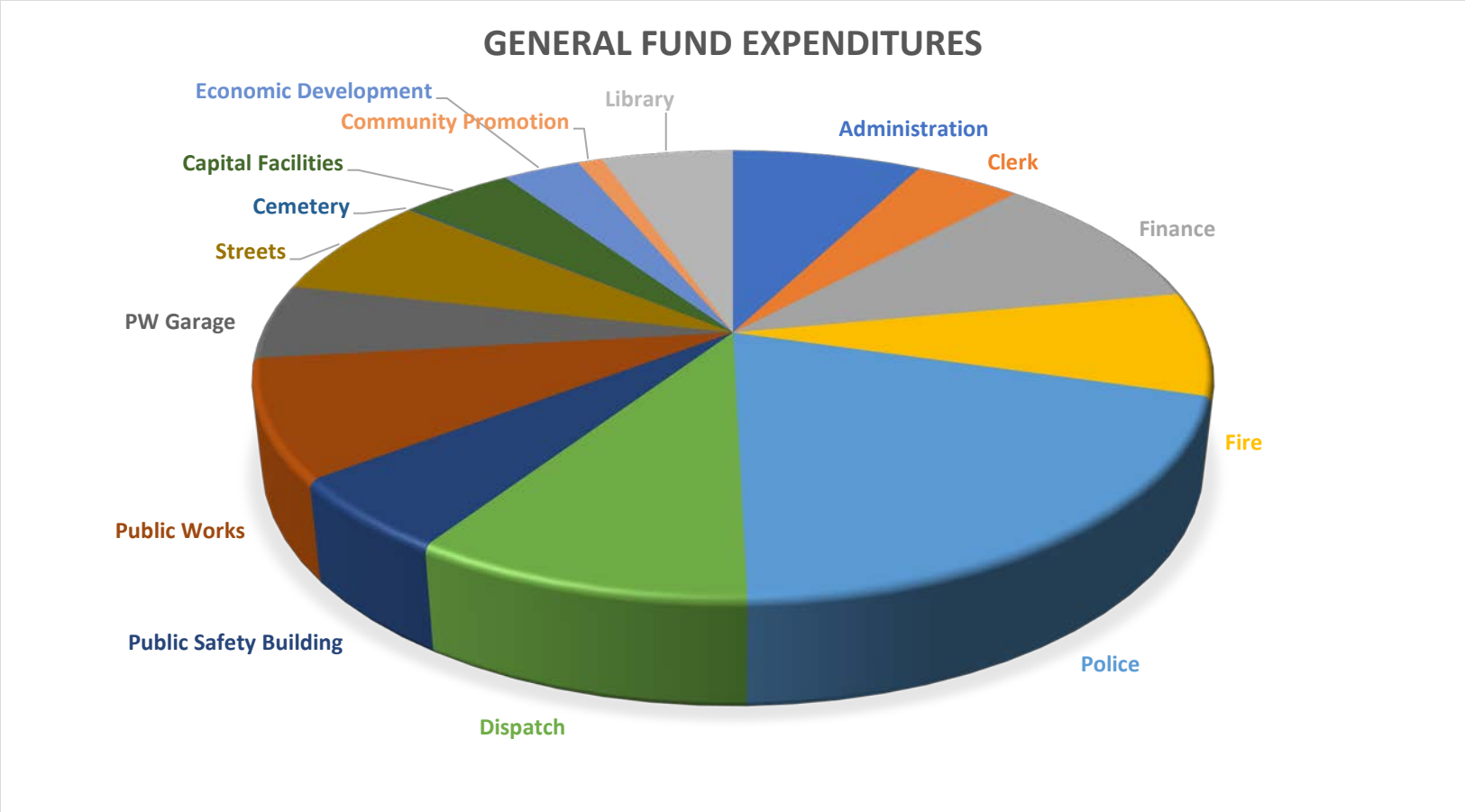
GENERAL FUND EXPENDITURES
Economic Development
Community Promotion
Library
Administration
Clerk
Capital Facilities
Cemetery
Finance
Streets
PW Garage
Fire
Public Works
Public Safety Building
Police
Dispatch

General Fund Departments Expenditures

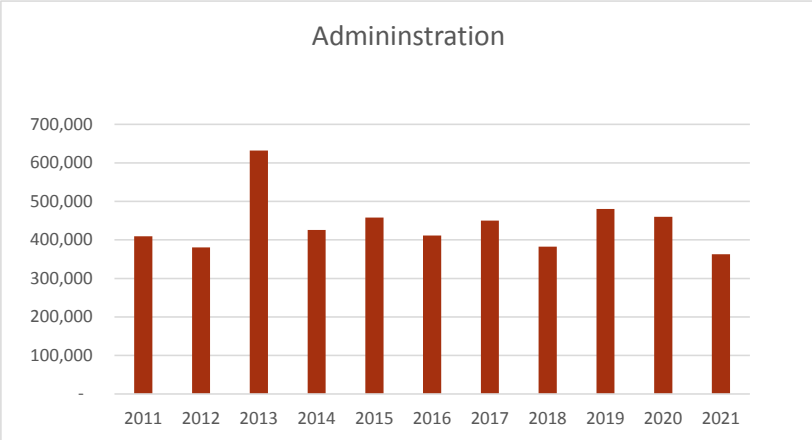

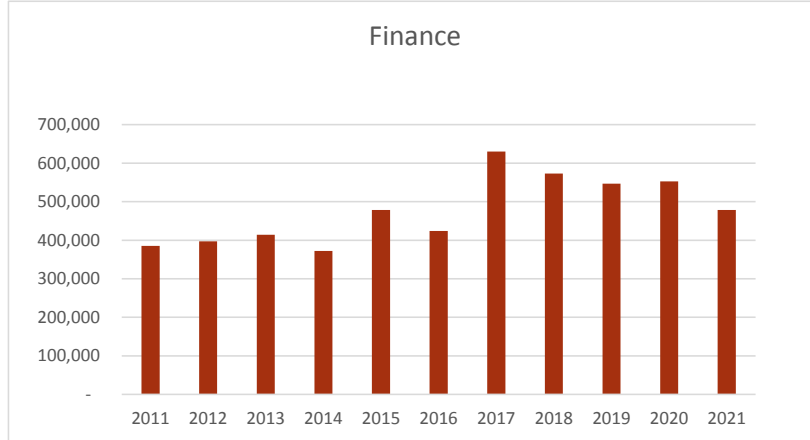

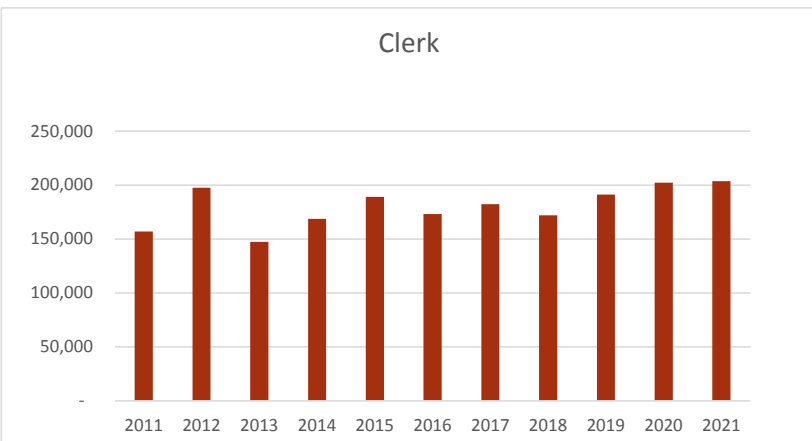

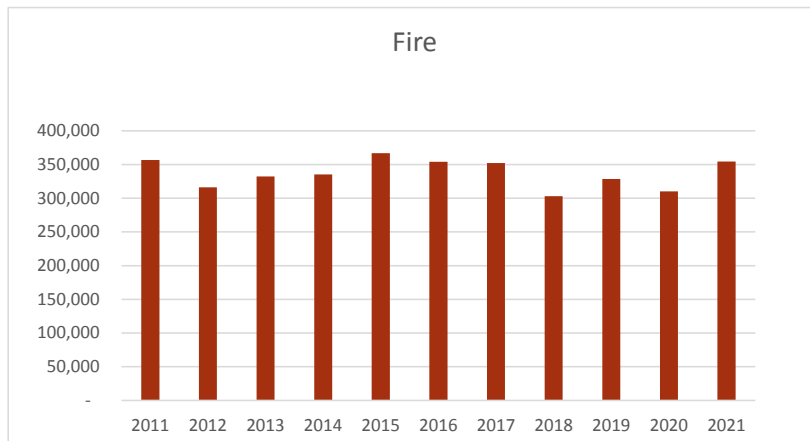

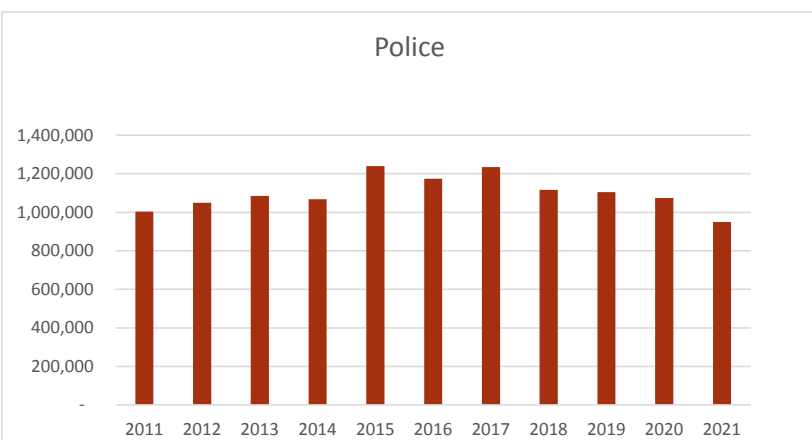

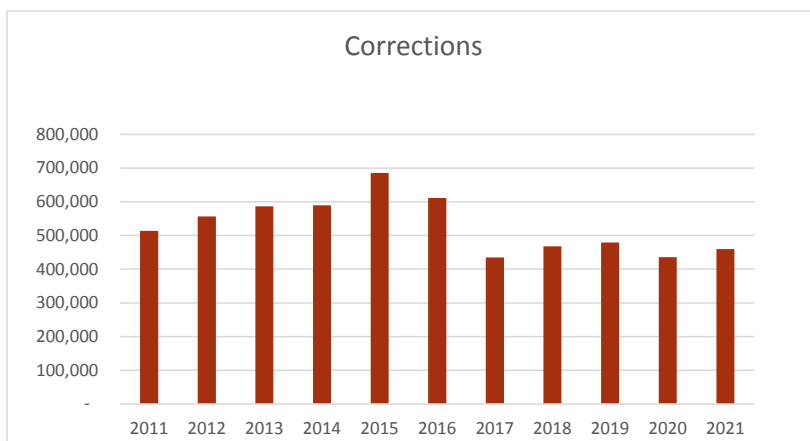

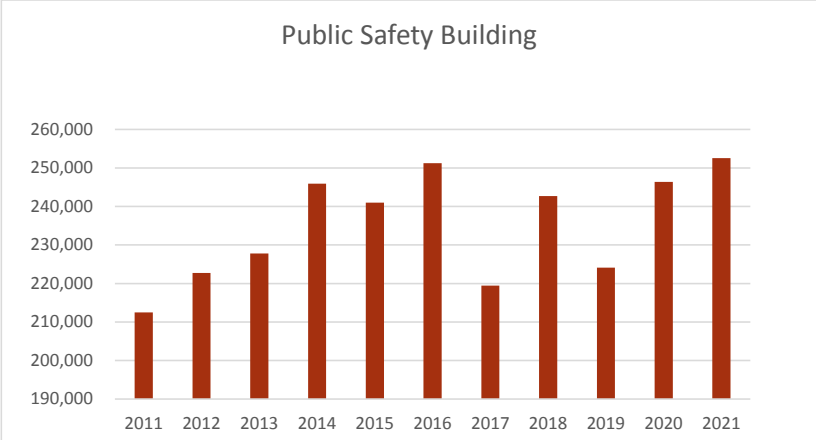
Public Safety Building
260,000
250,000
240,000
230,000
220,000
210,000
200,000
190,000
2011 2012 2013 2014 2015 2016 2017 2018 2019 2020 2021

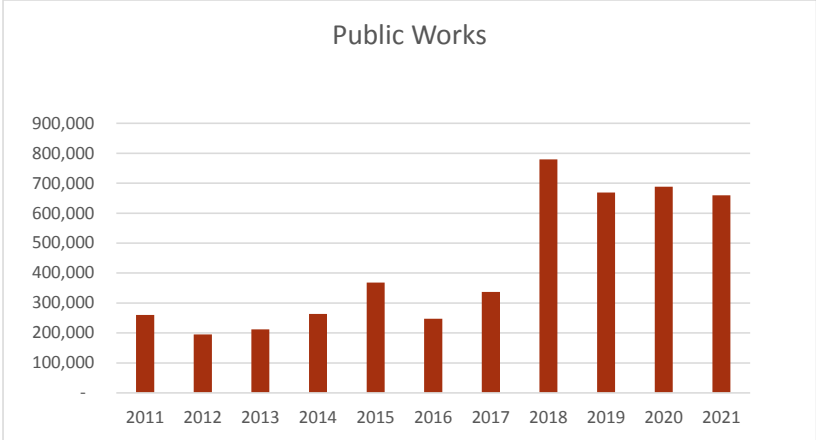
Public Works
900,000
800,000
700,000
600,000
500,000
400,000
300,000
200,000
100,000
-
2011 2012 2013 2014 2015 2016 2017 2018 2019 2020 2021

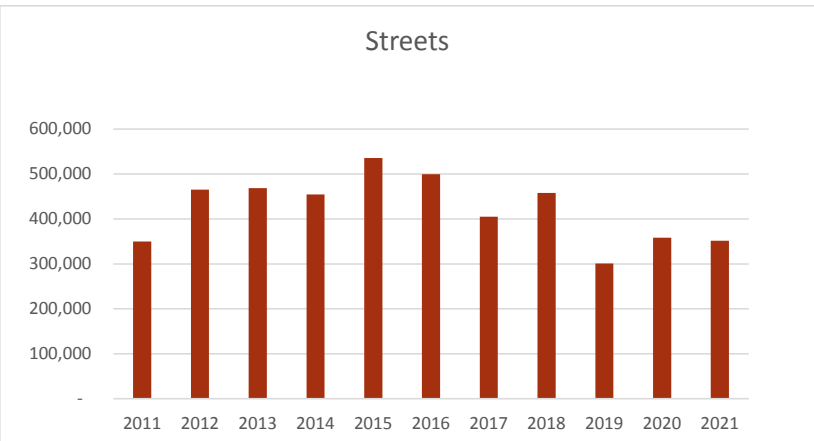
Streets
600,000
500,000
400,000
300,000
200,000
100,000
-
2011 2012 2013 2014 2015 2016 2017 2018 2019 2020 2021

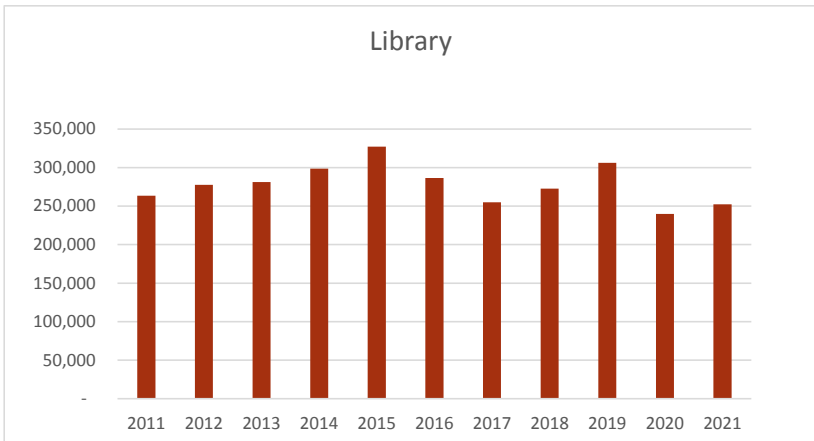
Library
350,000
300,000
250,000
200,000
150,000
100,000
50,000
-
2011 2012 2013 2014 2015 2016 2017 2018 2019 2020 2021

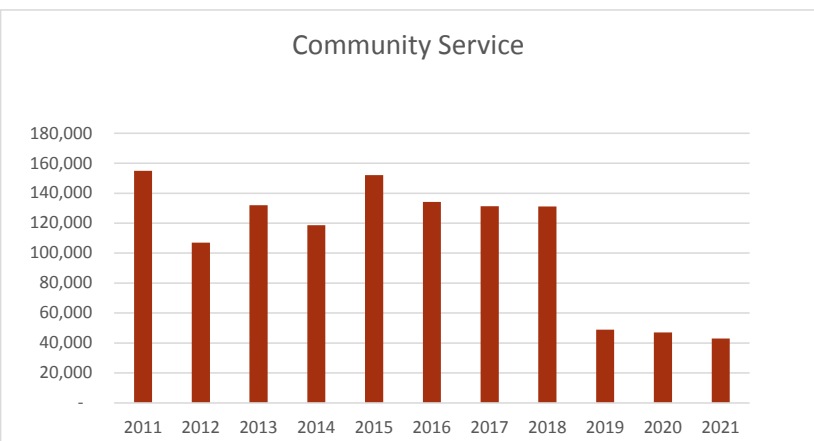
Community Service
180,000
160,000
140,000
120,000
100,000
80,000
60,000
40,000
20,000
-
2011 2012 2013 2014 2015 2016 2017 2018 2019 2020 2021

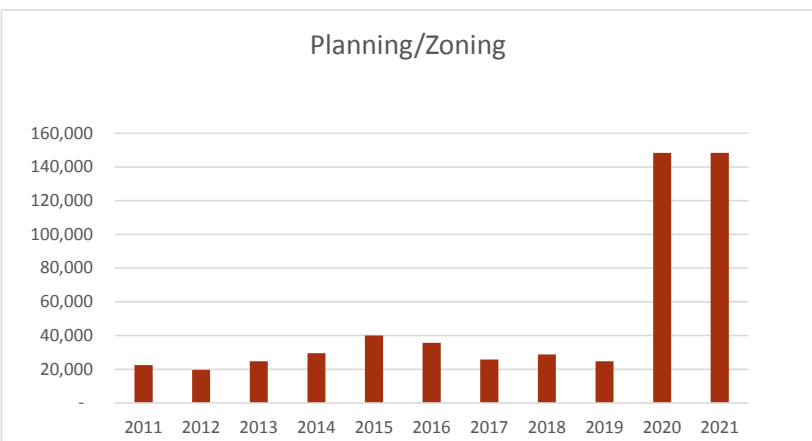
Planning/Zoning
160,000
140,000
120,000
100,000
80,000
60,000
40,000
20,000
-
2011 2012 2013 2014 2015 2016 2017 2018 2019 2020 2021

City & Borough of Wrangell Alaska
General Fund
Fiscal Year 2021

	Actual 06/2018	Actual 06/2019	Actual 06/2020	Budget 06/2020	Budget Manager
General Fund Revenues	$ 4,819,461	$ 5,033,952	$ 4,450,439	$ 6,346,614	$ 4,480,473
General Fund Expenditures					
Administration	371,860	480,599	377,802	647,135	362,470
Clerk	171,694	191,233	162,568	206,286	203,572
Finance	565,422	547,085	474,954	672,380	478,592
Fire	283,992	328,414	289,044	432,633	354,634
Police	1,057,938	1,104,422	825,356	1,036,174	952,249
Dispatch	468,073	478,822	335,478	583,295	459,642
Public Safety Building	199,383	224,089	163,388	462,277	252,520
Public Works	444,912	453,545	443,765	430,759	400,855
PW Garage	93,192	215,702	204,124	173,685	256,127
Streets	458,997	301,066	270,164	338,000	374,000
Cemetery	9,005	2,653	400	61,500	5,000
Capital Facilities		293,275	240,760	197,790	212,467
Economic Development	33,963	24,706	31,030	31,030	148,369
Community Service Organizations	46,607	47,712	20,000	47,000	47,000
Library	297,307	306,208	229,320	303,441	252,436
Total Expenses	4,502,345	4,999,532	4,068,153	5,623,385	4,759,933
Net Position before Transfers	317,116	34,421	382,286	723,229	(279,460)
Transfers					
Transfer to Debt Service	102,079				
4920 Transfer from Permanent Fund	250,000	250,000	250,000	250,000	250,000
4925 Transfer from Secure Rural Schools Streets	53,413	49,926			112,314
8921 Transfer to Nolan Center	(242,285)		(153,811)	(153,811)	(187,364)
8924 Transfer to Parks & Recreation	(438,246)		(591,569)	(788,758)	(637,964)
Transfer from CARES Funds					640,000
Transfer from Sales Tax Streets					100,000
Transfer to Capital Project Fund		(388,000)		(25,000)	(199,050)
Total Transfers	(377,118)	(88,074)	(495,380)	(717,569)	77,935
Excess Revenue Over (Under) Expenditures	(60,002)	(141,727)	(608,473)	(711,909)	(201,525)
Estimated Beginning Fund Balance	7,496,842	7,436,840	7,680,643	7,680,643	6,968,734
Estimated Ending Fund Balance	$ 7,436,840	$ 7,680,643	$ 7,072,170	$ 6,968,734	$ 6,767,209

City & Borough of Wrangell Alaska
General Fund Revenues
Fiscal Year 2021

	2018 Actual	2019 Actual	YTD Actual FY 2020	Approved Budget FY 2020	Budget Manger FY 2021
Revenue					
Taxes					
4010 Property Taxes	$ 1,776,325	$ 1,773,430	$ 1,808,341	$ 1,815,186	$ 1,889,516
4015 Property Tax Penalties & Interest	29,587	21,148	26,430	20,000	20,000
4020 Sales Taxes	1,788,890	1,951,016	1,644,739	1,853,809	1,249,200
4025 Sales Tax Penalties & Interest	15,655	54,115	47,193	15,000	30,000
4125 Marijuana Tax Revenue	-	5,271	1,925	7,000	5,500
4126 Marijuana Tax Penalty & Interest	-	102	0	-	-
Total Taxes	3,610,456	3,805,083	3,528,629	3,710,995	3,194,216
State & Federal					
4101 PERS On-behalf Revenue	66,472	134,818	-	102,000	182,694
4101 PERS On-behalf Revenue	-	-	-	-	-
4110 Municipal Assistance Revenue	409,223	420,903	409,356	408,276	375,363
4120 Liquor Tax Share Revenue	8,200	10,700	-	8,200	8,200
4190 Shared Fisheries Business Tax Revenue	11,156	-	-	-	-
4030 Payment in Lieu of Taxes	450,546	474,063	20,666	450,000	460,000
Total Intergovernmental	495,051	566,421	409,356	1,914,039	566,257
Charges for Services					
4310 Airport Security	29,658	-	-	-	-
4320 Jail Rent Revenue	356,408	371,975	278,981	372,000	372,000
43250 Court Rent Revenue	62,400	62,400	52,000	62,400	62,400
4330 Cemetery Services	5,235	3,170	780	2,500	2,500
4335 Cemetery Plot Sales	1,102	3,105	783	2,500	2,500
4350 911 Surcharge	48,512	47,293	46,118	50,000	50,000
4360 Building Permits	1,000	2,050	1,100	1,500	1,000
4365 Planning & Zoning Permit Revenue	750	850	975	-	1,000
4370 Tideland Lease Revenue	56,076	37,429	29,516	50,000	50,000
4371 Property Lease Revenue	-	-	10,400	-	15,600
4380 Surplus & Material Sales	8,722	-	799	-	-

City & Borough of Wrangell Alaska
General Fund Revenues
Fiscal Year 2021

	2018 Actual	2019 Actual	YTD Actual FY 2020	Approved Budget FY 2020	Budget Manger FY 2021
4385 Public Works Revenue	7,389	-	-	-	-
Total Charges for Services	577,253	528,271	421,451	540,900	557,000
Public Safety Revenue					
44010 Fines & Forfeitures	11,707	19,553	3,737	15,000	17,000
4402 Police Services	4,608	4,447	4,119	5,000	5,000
4403 DMV Services	109,605	100,578	70,203	95,000	95,000
4404 Misc. Animal Control Revenues	421	235	-	1,000	-
4405 Dog Licenses	449	634	390	-	-
4406 Reimbursement of Prisoner Costs	30	-	257	-	-
4407 Postage Reimbursement	-	-	79	-	-
4408 Citations Surcharge	-	-	-	-	-
4409 Criminal Histories	-	-	-	-	-
Total Public Safety Revenue	126,820	125,448	78,784	116,000	117,000
Miscellaneous Revenue					
4550 Interest Income	7,802	-	-	35,000	35,000
4590 State Grant Revenue	1,384	-	-	8,900	-
4600 Miscellaneous Revenues	(5,752)	1,775	5,004	2,000	2,000
4601 Insufficient Funds Fees Collected	190	50	-	100	-
4602 Miscellaneous Reimbursement	-	1,025	-	-	-
4604 Miscellaneous Library Revenues	6,161	3,932	1,701	16,680	7,000
4605 Copier Revenues	96	1,947	1,213	2,000	2,000
4606 Ad Revenue	-	-	-	-	-
4607 Garage Charges for Fuel & Service	-	-	4,302	-	-
Miscellaneous Revenue	9,881	8,729	12,220	64,680	46,000
Total General Fund Revenue	**$ 4,819,461**	**$ 5,033,952**	**$ 4,450,439**	**$ 6,346,614**	**$ 4,480,473**

City & Borough of Wrangell Alaska
Administration
Fiscal Year 2021

		2018 Actual	2019 Actual	YTD Actual FY 2020	Approved Budget FY 2020	Budget Manager FY 2021
Expenses						
Personnel						
11000 001 6001	Salaries	$ 196,554	$ 214,012	$ 163,405	$ 220,000	$ 116,305
11000 001 6100	Personnel Benefits	-	-	-	73,000	50,390
	Total Personnel	**276,932**	**297,741**	**227,046**	**293,000**	**166,695**
Commodities						
11000 001 7001	Materials & Supplies	1,834	791	1,026	4,000	2,500
	Total Commodities	**1,834**	**791**	**1,026**	**4,000**	**2,500**
Contractual						
11000 001 7502	Phone/Internet	2,014	1,462	1,674	2,000	830
11000 001 7503	Information Technology	-	-	-	9,300	3,300
11000 001 7505	Travel	6,241	12,811	8,947	18,156	8,695
11000 001 7506	Publications & Advertising	670	-	135	-	-
11000 001 7507	Memberships & Dues	113	4,776	1,449	4,100	680
11000 001 7508	Insurance	8,636	8,785	11,021	86,079	11,767
11000 001 7513	Training	-	-	-	-	1,725
11000 001 7519	Professional Services	-	270	8,809	25,000	5,278
11000 001 7520	Legal Services	75,420	72,137	55,837	125,500	95,000
11000 001 7530	Lobbying	-	64,600	55,600	70,000	66,000
11000 001 7576	Contingency	-	10,363	6,258	10,000	-
11000 001 7900	Capital Equipment	-	6,864	-	-	-
	Total Contractual	**93,094**	**182,068**	**149,730**	**350,135**	**193,275**
	Total Expenses	**$ 371,860**	**$ 480,599**	**$ 377,802**	**$ 647,135**	**$ 362,470**

City & Borough of Wrangell Alaska
Administration Detail
Fiscal Year 2021

Item a.

	Detail Description	Quantity	Detail Rate	Detail Amount	Amount	
001 6001	**Salaries**				**$ 116,305**	$ 8,695
001 6101	**Employer Tax**			**1,813**		
001 6102	**PERS Retirement**			**27,500**		
001 6103	**SBS**			**7,663**		
001 6210	**Employee Health Benefits**			**9,572**		
001 6222	**Workers Compensation**			**242**		
002 6211	**Deductible Reimbursement Expense**					
	Car Allowance	12.00	300	3,600.00		
	Total Personnel Benefits				**50,390**	
001 7001	**Materials & Supplies**				**2,500**	
001 7502	**Utilities**			**830**	**830**	
001 7503	**Information Technology**					
	Nixle Annual			3,300		
	Total Information Technology				**3,300**	
001 7505	**Travel**					
	AML Summer	1	1,667	1,667		
	SE Conference	1	1,506	1,506		
	AML/AMMA	1	1,724	1,724		
	SEC Mid Session	1	1,003	1,003		
	AML Leg. Fly-in	1	1,178	1,178		
	NW Muni Managers	1	1,617	1,617		
	Contingency	0		0		
	Total Travel				**8,695**	
001 7507	**Memberships & Dues**					
	ICMA	1	400	400		
	AMMA	1	200	200		
	PresenterMedia	1	80	80		
	Misc.	1	0	0		
	Total Memberships & Dues				**680**	
001 7508	**Insurance Liability & Property**					
	City Hall		2,776			

City & Borough of Wrangell Alaska
Administration Detail
Fiscal Year 2021

		Detail Description	Quantity	Detail Rate	Detail Amount	Amount
		Cold Storage Facility		3,469		
		Liability		5,522		
	Total Insurance Liability & Property					**11,767**
001 7513	**Training**					
		AML Summer Mtg	1	150	150	
		SEC Mid Session	1	325	325	
		AML/AMMA	1	475	475	
		SEC Mid Session	1	300	300	
		AML Lig. Fly-In	1	125	125	
		NW Mun Manger	1	350	350	
		Contingency	0	250	0	
	Total Training					**1,725**
001 7519	**Professional Services**					
		Pre-Employment Background Checks	40	17	678	
		Pre-Employment Drug Screening	40	115	4,600	
	Total Professional Services					**5,278**
001 7520	**Legal Services**					**95,000**
001 7530	**Lobbying**					
		State Lobbist	12	3,000	36,000	
		Federal Lobbyist	12	2,500	30,000	
		Manager Lobby Travel	0	2,000	0	
	Total Lobbying					**66,000**
001 7576	**Contingency**					**0**
				Total:	**$**	**362,470**

City & Borough of Wrangell Alaska
Assembly & Clerk
Fiscal Year 2021

	2018 Actual	2019 Actual	YTD Actual FY 2020	Approved Budget FY 2020	Budget Manager FY 2021
Expenses					
Personnel					
11000 002 6001 Salaries & Wages	75,603	81,582	68,047	90,000	87,000
11000 002 6110 Temporary Wages	240	306	247	500	-
11000 002 6005 Overtime	248	328	242	500	-
11000 002 6010 Vacation expense	(195)	-	1,708	-	-
11000 002 6001 Salaries	75,897	82,216	70,245	91,000	87,000
11000 002 6200 Personnel Benefits	52,036	57,811	43,265	61,911	62,787
11000 002 6101 Employer Tax	1,090	1,171	977	61,911	1,305
11000 002 6102 PERS Retirement	19,119	22,324	14,970	-	19,800
11000 002 6103 SBS	4,792	4,973	4,276	-	5,517
11000 002 6210 Employee Health Benefits	27,035	29,343	23,041	-	32,991
11000 002 6211 Deductible Reimbursement Expense					3,000
11000 002 6220 Life Insurance	153	167	142	-	-
11000 002 6222 Workers Compensation	200	168	137	-	174
Total Personnel	**127,933**	**140,027**	**113,510**	**152,911**	**149,787**
Commodities					
11000 002 7001 Materials & Supplies	2,629	6,237	2,098	4,690	7,000
11000 002 7008 Non-capital Equipment	-	-	399	2,250	500
Total Commodities	**2,629**	**6,237**	**2,497**	**6,940**	**7,500**
Contractual					
11000 002 7502 Phone/Internet	-	-	-	-	840
11000 002 7503 Information Technology	-	180	1,125	4,005	6,645
11000 002 7505 Travel	14,000	16,040	20,209	15,100	10,550
11000 002 7506 Publications & Advertising	21,490	22,006	10,853	19,120	19,120
11000 002 7507 Memberships & Dues	-	100	6,322	3,610	5,560
11000 002 7513 Clerk, Mayor, Assembly, & Advisory Boards Training	-	-	-	-	3,170
11000 002 7571 Recording fees	619	329	5	500	300
11000 002 7572 Records preservation	426	983	-	100	100

11000 002 7573	Election Expenses & Supplies	1,856	2,768	5,305	2,000	-
11000 002 7574	Municipal code republishing	2,742	2,563	2,743	2,000	
11000 002 7605	Allocated Building Expenses	-	-	-	-	-
	Total Contractual	**41,132**	**44,969**	**46,562**	**46,435**	**46,285**
Total Expenses		**$ 171,694**	**$ 191,233**	**$ 162,568**	**$ 206,286**	**$ 203,572**

City & Borough of Wrangell Alaska
Assembly & Clerk Detail
Fiscal Year 2021

Account	Detail Description	Quantity	Detail Rate	Detail Amount	Amount
002 6001	**Salaries & Wages**			85,000	
	Acting Pay			2,000.00	
	Total Salaries & Wages				87,000
002 6101	**Employer Tax**			1,305.00	
002 6102	**PERS Retirement**			19,800.00	
002 6103	**SBS**			5,517.00	
002 6210	**Employee Health Benefits**			32,991.00	
002 6211	**Deductible Reimbursement Expense**			3,000.00	
	Car Allowance	12.00	250		
002 6222	**Workers Compensation**			174.00	
	Total Personnel Benefits				62,787.00
002 7001	**Materials & Supplies**				7,000.00
	Clerk Office Supplies Contingency			2,000.00	
	Assembly Mtg Refreshments			0.00	
	Election Supplies & Equipment			5,000.00	
	Includes new programs & procedures				
002 7008	**Non-capital Equipment**	0.00	250	0.00	500.00
	Assy Chromebooks (replacement)				
002 7502	**Phone/Internet**				
	Clerk Cell Phone		12	70.00	
	Total Phone/Internet				840.00
002 7503	**Information Technology**				
	Municode (City Website)	1.00	3,500.00	3,500.00	
	Municode (Meetings)	1.00	2,200.00	2,200.00	
	Laserfiche (Annual Maintenance Fee)	1.00	945.00	945.00	
	Laserfiche Records Mgmt.. Module	0.00	6,000.00	0.00	
	Laserfiche Records Mgmt. Annual	0.00	1,200.00	0.00	
	Total Information Technology				6,645.00

City & Borough of Wrangell Alaska
Assembly & Clerk Detail
Fiscal Year 2021

Account	Detail Description	Quantity	Detail Rate	Detail Amount	Amount
002 7505	**Travel**				
	AK Municipal League Summer Mtg (August in Fairbanks)	0	1,725	0	
	SE Conference Annual Mtg (Sept in Haines)	0	2,175	0	
	AK Municipal League Annual Conf - Assy Member (Nov in Anchorage)	0	1,375	0	
	AK Municipal League Annual Conf - Mayor (Nov in Anchorage)	1	1,575	1,575	
	AK Municipal League Annual Conf - NEO (Nov in Anchorage)	1	1,645	1,645	
	AK Municipal League Annual Conf - NEO (Nov in Anchorage)	1	1,645	1,645	
	AK Municipal League Winter Legis (Feb in Juneau)	0	1,220	0	
	AK Municipal League Annual Conf (Feb in Juneau)	1	1,050	1,050	
	SE Conf Mid-Session Summit (Feb in Juneau)	1	975	975	
	AK Association of Muni Clerks	1	1,675	1,675	
	Laserfiche Empower Conf.	0	1,925	0	
	International Institute of Muni Clerks	1	1,985	1,985	
	Total Travel				10,550.00
002 7506	**Publications & Advertising**				
	All Regular Advertising / Publications (Newspaper)	1.00	12000	12,000.00	
	KSTK Media Distribution	1.00	7120	7,120.00	
	Total Publications & Advertising				19,120.00
002 7507	**Memberships & Dues**				
	AK Conference of Mayors Dues	1.00	50.00	50.00	
	AK Municipal League Dues (Assy/City Admin)	1.00	3,000.00	3,000.00	

City & Borough of Wrangell Alaska
Assembly & Clerk Detail
Fiscal Year 2021

Account	Detail Description	Quantity	Detail Rate	Detail Amount	Amount
	AK Association of Municipal Clerks Dues	1.00	75.00	75.00	
	International Association of Municipal Clerks	1.00	185.00	185.00	
	United Fishermen of Alaska Subscription	1.00	300.00	300.00	
	National Association of Counties	1.00	450.00	450.00	
	Southeast Conference Dues	1.00	1,500.00	1,500.00	
	Total Memberships & Dues				5,560.00
002 7513	**Clerk, Mayor, Assembly, & Advisory Boards Training**				
	Alaska Municipal League Summer Mtg	0.00	150	0.00	
	Southeast Conference Annual Mtg	0.00	315	0.00	
	Alaska Municipal League Annual Conf	0.00	300	0.00	
	Alaska Municipal League Annual Conf & ACoM (Mayor)	1.00	425	425.00	
	Alaska Municipal League Annual Conf & NEO	1.00	500	500.00	
	Alaska Municipal League Annual Conf & NEO	1.00	500	500.00	
	Alaska Municipal League Winter Legis	1.00	150	150.00	
	Alaska Municipal League Winter Legis	0.00	150	0.00	
	Southeast Conference Mid-Session Summit	1.00	310	310.00	
	Alaska Association of Muni Clerks	1.00	625	625.00	
	Laserfiche Empower Conf	0.00	0	0.00	
	International Institute of Muni Clerks	1.00	660	660.00	
	Total Clerk, Mayor, Assembly, & Advisory Boards Training				3,170.00
002 7571	**Recording fees**				
	District Recorder Fees (plats, assignments, etc.)	1.00	300		
	Total Recording fees				300.00
002 7572	**Records preservation**				
	Acid Free Bound Books	1.00	100		
	Total Records preservation				100.00
00	**Election Expenses & Supplies**				

City & Borough of Wrangell Alaska
Assembly & Clerk Detail
Fiscal Year 2021

Account	Detail Description	Quantity	Detail Rate	Detail Amount	Amount
002 7574	**Municipal code republishing**				
	Codification of Ordinances & Resolutions	1.00	3000		
	Election Ballots, Memory Card Programing, Worker Payroll, etc.	0.00	3500		
	Total Municipal code republishing				3,000.00
Total:				**$**	**203,572**

City & Borough of Wrangell Alaska
Finance
Fiscal Year 2021

		2018 Actual	2019 Actual	YTD Actual FY 2020	Approved Budget FY 2020	Budget Manager FY 2021
Personnel						
11000 003 6001	Salaries	$ 271,496	$ 270,274	$ 226,590	$ 248,050	$ 243,264
11000 003 6200	Personnel Benefits	164,019	160,128	122,237	154,980	150,859
	Total Personnel	**435,514**	**430,402**	**348,827**	**403,030**	**394,124**
Commodities						
11000 003 7001	Materials & Supplies	28,823	13,128	9,858	15,000	8,550
11000 003 7002	Facility Repair & Maintenance	2,125	2,997	4,929	4,750	3,000
11000 003 7004	Postage & Shipping	4,256	11,484	10,362	14,000	12,000
11000 003 7008	Non-capital Equipment		21,717	11,405	29,300	3,000
11000 003 7009	Equipment Repair & Maintenance	8,094	3,709	1,492	5,000	2,000
11000 003 7110	Custodial Supplies	2,627	2,661	273	-	
11000 003 7011	Equipment Rental Expense	566	566	1,375	-	
	Total Commodities	**46,491**	**56,262**	**39,694**	**68,050**	**28,550**
Contractual						
11000 003 7501	Utilities	14,051	13,702	9,816	15,000	5,424
11000 003 7502	Phone/Internet	9,653	12,556	9,638	15,000	12,000
11000 003 7503	Information Technology	26,137	30,415	19,382	110,000	74,640
11000 003 7505	Travel	-	3,962	11,065	5,000	-
11000 003 7506	Publications & Advertising	-	8,736	742	-	
11000 003 7507	Finance Memberships & Dues	-	-	95	-	
11000 003 7508	Insurance	-	-	870	-	4,788
11000 003 7509	Bank & Credit Card Fees	44,946	-	35,117	-	45,000
11000 003 7513	Training					-
11000 003 7540	Auditing Services	62,246	68,791	30,660	55,000	60,000
11000 003 7550	Property Assessment Services	92,759	72,395	24,975	72,000	75,000
11000 003 7560	Financial Services Contractual	-	-	750	-	
11000 003 7562	Penalties & Interest	-	-	20,318	-	
11000 003 7603	Charges from Finance	(168,200)	(168,200)	(113,336)	(170,000)	(257,781)
11000 003 7621	Public Works Labor Charges	1,827	-	-	-	
11000 003 7629	Charges from Capital Facilities	-	7,057	3,591	56,300	36,847
11000 003 7900	Capital Expenditures	-	11,008	32,527	43,000	-
11000 003 7980	Bad Debt Expense	-	-	223	-	
	Total Contractual	**83,417**	**60,421**	**86,434**	**201,300**	**55,918**
Total Expenses		**$ 565,422**	**$ 547,085**	**$ 474,954**	**$ 672,380**	**$ 478,592**

City & Borough of Wrangell Alaska
Finance Detail
Fiscal Year 2021

Account		Quantity	Detail Rate	Detail Amount	Amount
11000 003 6001	Salaries			95,680	
11000 003 6110	Hourly Wages			139,834	
11000 003 6005	Overtime			7,750	
	Total Salaries & Wages				**243,264**
11000 003 6101	Employer Tax			3,527	
11000 003 6102	PERS Retirement			72,979	
11000 003 6103	SBS			14,912	
11000 003 6210	Employee			58,371	
1000 003 6220	Life Insurance			600	
11000 003 6222	Workers Compensation			470	
	Total Personnel Benefits				**150,859**
11000 003 7001	**Materials & Supplies**				
	Paper	30.00	25	750	
	Misc. office	1.00	7200	5,000	
	Custodian Supplies		2800	2,800	
	Total Materials & Supplies				**8,550**
11000 003 7002	**Facility Repair &**				**3,000**
11000 003 7004	**Postage & Shipping**				**12,000**
	Postage				
11000 003 7008	**Non Captal Equipment**				
	Monitors, Computers			3,000	
	Total Non Captal Equipment				**3,000**
11000 003 7011	**Equipment Rental**				
	Postage Machine			2,000	
	Total Equipment Rental				**2,000**
11000 003 7501	**Utilities**				
	Water	12.00	45	540	
	Sewer	12.00	45	540	
	Garbage	12.00	112	1,344	
	Light	12.00	250	3,000	
	Total Utilties				**5,424**
11000 003 7502	**Phone & Internet**				
	Internet	12.00	500	6,000	
	Phone	12.00	500	6,000	
	Total Phone & Internet				**12,000**
11000 003 7503	**Information Technology**				
	Cloud Backup	12.00	500	6,000	

Account			Quantity	Detail Rate	Detail Amount	Amount
		AccuFund	1.00	12500	12,500	
		Managed Services	12.00	4345	52,140	
		File maker MARS	1.00	4000	4,000	
	Total Information Technology					**74,640**
11000 003 7505	**Travel**					
		Alaska Air Anchorage AGFOA	0.00	560	0	
		AGFOA Hotel	0.00	480	0	
	Total Travel					**0**
11000 003 7509	**Credit Card Fees**					**45,000**
11000 003 7513	**Training**					
		AGFOA	0.00	300	0	
	Total Training					**0**
11000 003 7508	**Insurance Liability**					**4,788**
11000 003 7540	**Auditing Services**					
		BDO		60000		
	Total Auditing Services					**60,000**
11000 003 7550	**Assessment Services**					
		Property Assessment	1.00	70000	70,000	
		Special Assessments	1.00	5000	5,000	
	Total Assessment Services					**75,000**
11000 003 7603	**Charges from Finance**					
		Account Generalist	-0.50	91,710	(45,855)	
		Accounting Clerk	-0.50	67,683	(33,842)	
		Accounting Clerk (Utility)	-0.80	70,575	(56,460)	
		Finance Director	-0.30	155,415	(46,625)	
		Audit			(30,000)	
		Credit Card Fees			(45000)	
	Total Charges from Finance					**(257,781)**
11000 003 7629	**Charges from Capital Facilities**					
		City Hall Maintenance	1.00	15000	15,000	
		City Hall Custodian	1.00	21847.44	21,847	
	Total Charges from Capital Facilities					**36,847**
Total Expenses						**$ 441,744**

Account	Quantity	Detail Rate	Detail Amount	Amount
Allocation to Enterprise Funds	Audit	CC Fees		
Power & Light	36,409	6000	29283	
Harbors	26,636	6000		
Water	36,409	6000	5332	
Sewer	36,409	6000	8800	
Solid Waste	36,409	6000	1586	
	172,271	30000	45001	

City & Borough of Wrangell Alaska
Fire
Fiscal Year 2021

	2018 Actual	2019 Actual	YTD Actual FY 2020	Approved Budget FY 2020	Budget Manager FY 2021
Personnel					
11000 012 6001 Salaries & Wages	88,854	85,090	81,925	110,000	$ 103,185
11000 012 6100 Personnel Benefits	64,691	78,790	61,370	79,570	80,333
Total Personnel	**153,545**	**163,880**	**143,295**	**189,570**	**183,518**
Commodities					
11000 012 7001 Materials & Supplies	4,202	9,895	2,295	10,000	15,500
11000 012 7008 Non-capital Equipment	-	1,266	5,611	7,500	7,500
11000 012 7009 Equipment Repair & Maintenance	39,750	4,528	2,281	14,000	13,700
11000 012 7010 Vehicle Maintenance	38,997	37,144	16,129	35,000	16,000
11000 012 7100 Uniform, Gear & Clothing Allowance	944	54,623	-	11,000	10,125
11000 012 7110 Fire Prevention & Education	602	1,166	175	2,000	1,000
11000 012 7111 Volunteer Firefighter Insurance	-	-	-	12,600	12,600
11000 012 7112 Contribution for Fire Calls	5,500	5,500	-	5,500	6,500
11000 012 7113 Fire Substation Expenses	1,744	278	2,574	5,000	5,500
Total Commodities	**91,739**	**114,399**	**29,065**	**102,600**	**88,425**
Contractual					
11000 012 7501 Utilities	10,573	10,237	8,385	10,000	12,000
11000 012 7502 Phone & Internet	6,239	7,657	5,434	7,100	8,994
11000 012 7503 Information Technology	-	-	-	-	
11000 012 7505 Travel	2,494	11,937	6,213	10,000	5,500
11000 012 7508 Insurance	13,903	28,448	4,568	8,263	9,197
11000 012 7513 Training					-
11000 012 7590 Grant Expenditures	-	(8,144)	-	-	
11000 012 7622 Charges from Garage	-	-	3,602	-	10,000
11000 012 7629 Fire Charges from Capital Facilities	-	-	425	-	2,000
Total Contractual	**33,209**	**50,135**	**28,627**	**35,363**	**47,691**
11000 012 7900 Capital Equipment	5,500	-	88,057	105,100	35,000
Total Expenses	**$ 283,992**	**$ 328,414**	**$ 289,044**	**$ 432,633**	**$ 354,634**

City & Borough of Wrangell Alaska
Fire Detail
Fiscal Year 2021

Account		Quantity	Detail Rate	Detail Amount	Amount
012 6001	Salaries & Wages				**91,685**
	Overtime				**11,500**
012 6101	Employer Tax			1,496	
012 6102	PERS Retirement			30,955	
012 6103	SBS			6,325	
012 6210	Employee Health Benefits			36,434	
012 6220	Life Insurance			296	
012 6222	Workers Compensation			4,826	
	Total Personnel Benefits				**80,333**
012 7001	**Materials & Supplies**				
	Office Supplies (paper, pens, printer ink,staples,			2,000	
	Firefighting Foam	10.00	500	5,000	
	Hazmat Response Supplies			1,000	
	Cleaning Supplies (vehicle, laundry, building)			2,500	
	Equipment Blades/Chains			1,000	
	Firefighting Appliances(nozzles, gated wye, etc..)			1,000	
	Firefighting Hardware(fittings, hose, wrenches)			2,000	
	Batteries (c123, 9V, AA, 6V)			1,000	
	Total Materials & Supplies				**15,500**
012 7008	**Non-capital Equipment**				
	Radio repeaters			7500	
	Total Non-capital Equipment				**7,500**
012 7009	**Equipment Repair & Maintenance**				
	Radio Maintenance			1000	
	Small Engine Repairs(trash pump, high pressure			1000	
	Ladder Testing			4000	
	Compressor Mainteneance			500	
	Monitor Calibration			500	
	Extractor Repair			500	
	Emergency Handlight Repairs			500	
	Hose and appliance repair			1500	
	Confined space equipment maintenanace (harness			1000	
	Cylinder hydrostatic tests			1200	
	Equipment Blades and chains			2000	
	Total Equipment Repair & Maintenance				**13,700**

City & Borough of Wrangell Alaska
Fire Detail
Fiscal Year 2021

Item a.

Account			Quantity	Detail Rate	Detail Amount	Amount
012 7010						
		Fuel		2,000		
		Equipment	1	14000		
	Total Vehicle Maintenance					**16,000**
012 7100	**Uniform, Gear & Clothing allowance**					
		Turnouts	1	3000	3,000	
		Hoods	15	125	1,875	
		Helmets	15	350	5,250	
	Total Uniform, Gear & Clothing allowance					**10,125**
012 7110	**Fire Prevention & Education**					**1,000**
012 7111	**Volunteer Accident Hospital Insurance**					**12,600**
012 7112	**Contribution for Fire Calls**					**6,500**
012 7113	**Substation Maintenance**					**5,500**
012 7501	**Utilities**	Shoemaker Fire Station	12	1000		**12,000**
012 7505	**Phone & Internet**					
		Internet	12	265	3,180	
		Phone 7 lines & Sirens Signal			5,814	
	Total Phone & Internet					**8,994**
012 7505	**Travel**					**5,500**
		State Fire Conference			5,500	
		State EMS Conference				
		MOI/Fire Instructor Course				
012 7508	**Insurance**					**9,197**
012 7513	**Training**					
		State Fire Conference	0.00	400	0.00	
		State EMS Conference		750		
		MOI/Fire Instructor Course		300		
	Total Training					**0.00**
012 7629	**Charges from Capital Facilities**					**2,000**
012 7622	**Charges from Garage**				#REF!	**10,000**
012 7900	**Capital Equipment**					**35,000**
		Air Compressor block equipment			-	
		SCBA Units	5	7,000	35,000	
	Total:					**$ 354,634**

City & Borough of Wrangell Alaska
Police
Fiscal Year 2021

	2018 Actual	2019 Actual	YTD Actual FY 2020	Approved Budget FY 2020	Budget Manager FY 2021
Expenditures					
Personnel					
11000 013 6000 Salaries & Wages	$ 572,762	$ 572,287	$ 440,155	$ 505,370	$ 540,007
11000 013 6100 Personnel Benefits	281,218	296,860	196,528	273,155	211,900
Total Personnel	**853,979**	**869,147**	**638,264**	**778,525**	**751,907**
Commodities					
11000 013 7001 Materials & Supplies	8,962	20,615	8,253	13,500	8,000
11000 013 7009 Equipment Repair & Maintenance	-	3,366	5,593	4,000	4,000
11000 013 7010 Vehicle Maintenance	41,658	19,972	12,128	25,000	12,000
11000 013 7012 Boat Maintenance & Repair	1,309	1,091	32	10,000	5,000
11000 013 7014 Vehicle Impound Expenses	-	-	-	2,000	2,000
11000 013 7101 Criminal History				750	
11000 013 7100 Uniform, gear & clothing allowance	4,555	2,875	2,625	5,300	10,000
11000 013 7103 Ammunition	7,162	5,877	-	7,500	22,500
11000 013 7104 Special Investigations	1,675	3,516	1,585	2,500	2,500
11000 013 7105 Animal Control Expenses	1,977	815	287	2,500	2,500
Total Commodities	**67,298**	**58,126**	**30,503**	**73,050**	**68,500**
Contractual					
11000 013 7502 Phone/Internet	14,757	16,398	13,057	15,000	16,424
11000 013 7503 Information Technology	-	3,667	814	8,000	8,000
11000 013 7505 Travel	17,725	26,807	33,144	39,750	6,673
11000 013 7506 Publications & Advertising	154	1,094	2,080	500	500
11000 013 7507 Memberships & Dues	-	263	26	-	
11000 013 7508 Insurance	30,837	19,982	16,147	5,149	25,745

City & Borough of Wrangell Alaska
Police
Fiscal Year 2021

		2018 Actual	2019 Actual	YTD Actual FY 2020	Approved Budget FY 2020	Budget Manager FY 2021
11000 013 7515	Permits, Inspections, Compliance	125	-	816	-	
11000 013 7519	Professional Services	-	-	128	-	
11000 013 7622	Charges from Garage	-	-	2,700	-	4,800
11000 013 7701	State DMV Services	72,532	68,388	44,019	65,000	66,500
11000 013 7702	State of Alaska Share of Citations	530	1,020	-	1,200	1,200
	Total Contractual	**136,661**	**137,617**	**112,932**	**134,599**	**129,842**
11000 013 7900	Capital Expenditures	2,525	39,531	48,311	50,000	-
Total Expenses		**$ 1,057,938**	**$ 1,104,422**	**$ 825,356**	**$ 1,036,174**	**$ 950,249**

City & Borough of Wrangell Alaska
Police Detail
Fiscal Year 211000 013

Account			Detail Amount	Amount
11000 013 6000	**Salaries & Wages**			
11000 013 6001	**Salaries**		117,176	
11000 013 6002	**Temporary Wages**			
11000 013 6003	**Hourly Wages**		366,549	
11000 013 6004	**Part Time Wages**			
11000 013 6005	**Overtime**		56,283	
	Total Salaries & Benefits			**540,007**
11000 013 6101	**Employer Tax**		6,131	
11000 013 6102	**PERS Retirement**		126,849	
11000 013 6103	**SBS**		25,920	
11000 013 6210	**Employee Health Benefits**		42,698	
11000 013 6220	**Life Insurance**		887	
11000 013 6222	**Workers Compensation**		9,414	
	Total Personnel Benefits			**211,900**
11000 013 7001	**Materials & Supplies**			
	Drug Tests, Psych Evals,		4000	
	Office Supplies		2000	
	Officer Supplies, Etc.		2000	
	Total Materials & Supplies			**8,000**
11000 013 7503	**Information Technology**			
	Case Reporting		2500	
	System, Voice Recorder,		3000	
	Maint. On Video System		2500	
	Total Information Technology			**8,000**
11000 013 75009	**Non Capital Equipment**			
	Tasers	4	2000	
	Total Non Capital Equipment			**2,000**
11000 013 7009	**Equipment Repair & Maintenance**			

City & Borough of Wrangell Alaska
Police Detail
Fiscal Year 211000 013

Account		Detail Amount	Amount
	Breath Tester, Radar Units, Radios	4000	
	In-Car Cameras		
	Total Equipment Repair & Maintenance		**4,000**
11000 013 7010	**Vehicle Repair & Maintenance**		**12,000**
11000 013 7012	**Boat/Other Transportation**		
	Fuel, oil, anti-freeze, zincs, flare kit	2500	
	windshield wiper replacements	2500	
	Total Boat/Other Transportation		**5,000**

City & Borough of Wrangell Alaska
Police Detail
Fiscal Year 211000 013

Account			Detail Amount	Amount
11000 013 7014	**Vehicle Impound**			
	Towing Fees		2,000	
	Total Vehicle Impound			**2,000**
11000 013 7102	**Uniform Allowance/PPE**			
	Vest	4	1000	
	Uniform Allowance	6	1000	
	Total Uniform Allowance/PPE			**10,000**
11000 013 7103	**Ammunition**			
	Ammunition,		6,000	
	Target & Stands		1,500	
	Total Ammunition			**22,500**
11000 013 7104	**Special Investigations**			
	Assault Kits,		2,500	
	Drug Investigations,			
	Total Special Investigations			**2,500**
11000 013 7105	**Animal Control**			
	Food, Euthenazia Supplies, Vet Visits			
	Cleaning Supplies		2,500	
	Total Animal Control			**2,500**
11000 013 7502	**Phone and Internet**			
	Internet		1,903	
	Phone Lines		11500	
	Cell Phones		3021	
	Phone and Internet			**16,424**
11000 013 7505	**Travel & Training**			
	DMV Training		5373	
	Interview & Interrogation School)		1300	
	Total Travel & Training			**6,673**

City & Borough of Wrangell Alaska
Police Detail
Fiscal Year 211000 013

Account		Detail Amount	Amount
11000 013 7506	**Publications Expense**		
	Misc Advertising	500	
	Total Publications Expense		**500**
11000 013 7508	**Insurance**		
	Vehicles	7,120	
	Liability	18,625	
	Total Insurance		**25,745**
11000 013 7622	**Charges from Garage**		
	Police Vehicles labor maintenance	4,800	
	Total Charges from Garage		**4,800**
11000 013 7701	**State Portion Of DMV**		
	70% of Each DMV Transaction	66500	
	Total State Portion Of DMV		**66,500**
11000 013 7702	**State Portion Of Citations**		
	Citation fee to APS	1,200	
	Total State Portion Of Citations		**1,200**
11000 013 7900	**Capital Equipment**		
	Used Forest Service Police Vehicle	0	
	Total Capital Equipment		**-**
	Total		**$ 952,249**

City & Borough of Wrangell Alaska
Corrections & Dispatch
Fiscal Year 2021

	2018 Actual	2019 Actual	YTD Actual FY 2020	Approved Budget FY 2020	Budget Manager FY 2021
Expenses					
Personnel					
11000 014 6000 Salaries & Wages	$ 281,994	$ 280,970	$ 205,315	$ 323,280	$ 272,717
11000 014 6100 Personnel Benefits	176,960	187,013	119,927	220,415	171,926
Total Personnel	**458,954**	**467,984**	**325,242**	**543,695**	**444,642**
Commodities					
11000 014 7001 Materials & Supplies	141	1,799	54	3,500	3,500
11000 014 7106 Prisoner Meals	7,478	8,438	9,598	10,000	10,000
Total Commodities	**7,619**	**10,238**	**9,652**	**13,500**	**13,500**
Constructual					
11000 014 7502 Phone/Internet	1,500	250	-	1,500	1,500
11000 014 7505 Travel	-	351	584	24,600	
Total Constructual Expenses	**1,500**	**601**	**584**	**26,100**	**1,500**
Total Expenses	**$ 468,073**	**$ 478,822**	**$ 335,478**	**$ 583,295**	**$ 459,642**

City & Borough of Wrangell Alaska
Dispatch Detail
Fiscal Year 2021

Account		Detail Description	Quantity Detail Rate	Detail Amount	Amount
11000 014 6003	Hourly Wages			238,341	
11000 014 6005	Overtime			34,376	
	Total Wages				272,717
11000 014 6101	Employer Tax			3,954	
11000 014 6102	PERS Retirement			81,815	
11000 014 6103	SBS			16,718	
11000 014 6210	Employee Health Benefits			62,628	
11000 014 6220	Life Insurance			739	
11000 014 6222	Workers Compensation			6,072	
	Total Personnel Benefits				171,926
11000 014 7001	Materials & Supplies			0.00	3,500
11000 014 7106	Prisoner Meals			0.00	10,000
11000 014 7502	Phone	Internet		0.00	1,500
			Total:		**459,642**

City & Borough of Wrangell Alaska
Public Safety Building
Fiscal Year 2021

		2018 Actual	2019 Actual	YTD Actual FY 2020	Approved Budget FY 2020	Budget Manager FY 2021
Expenses						
Personnel						
Commodities						
11000 015 7001	Materials & Supplies	213	5	62	-	
11000 015 7002	Facility Repair & Maintenance	24,645	34,084	41,199	56,000	$35,000
11000 015 7003	Custodial Supplies	2,451	2,255	809	3,000	2,500
11000 015 7009	Equipment Repair & Maintenance	-	-	-	-	
	Total Commodities	**27,309**	**36,345**	**42,070**	**59,000**	**37,500**
Contractual						
11000 015 7501	Utilities	88,207	119,711	76,940	120,000	110,000
11000 015 7502	Phone/Internet	537	321	380	600	1,980
11000 015 7508	Insurance	8,293	13,442	-	9,677	14,079
11000 015 7510	Engineering	-	7,901	7,070	-	
11000 015 7621	Public Works Labor Charges	46,495	4,459	-	2,500	
11000 015 7629	Charges from Capital Facilities	-	28,731	28,202	82,500	88,961
	Total Contractual	**143,532**	**174,566**	**112,591**	**215,277**	**215,020**
11000 015 7900	Capital Expenditures	28,543	13,178	8,727	188,000	-
Total Expenses		**$ 199,383**	**$ 224,089**	**$ 163,388**	**$ 462,277**	**$ 252,520**

City & Borough of Wrangell Alaska
Public Safety Building Detail
Fiscal Year 2021

Account		Detail Description	Quantity	Detail Rate	Detail Amount		Amount
11000 015 7002	**Facility Repair & Maintenance**		**0.00**	**35000**	**0.00**	**$**	**35,000**
015 7003	**Custodial Supplies**		**1.00**	**2500**	**2,500.00**		**2,500**
015 7501	**Utilities**		**1.00**	**110000**	**110,000.00**		**110,000**
015 7502	**Phone**	**Internet**	**12.00**	**165**	**1,980.00**		**1,980**
015 7508	**Property Insurance**						**14,079**
015 7629	**Charges from Capital Facilities**						**88,961**
		Maintenance			60,000		
		Custodial			28,961		
			Total:			**$**	**252,520**

City & Borough of Wrangell Alaska
Public Works
Fiscal Year 2021

		2018 Actual	2019 Actual	YTD Actual FY 2020	Approved Budget FY 2020	Budget Manager FY 2021
Expenses						
Personnel						
11000 021 6000	Salaries & Wages	472,431	372,119	244,391	380,600	342,015
11000 021 6100	Personnel Benefits	259,623	244,528	144,758	251,660	238,532
	Total Personnel	**732,054**	**616,648**	**389,150**	**632,260**	**580,546**
Commodities						
11000 021 7001	Materials & Supplies	10,010	8,705	2,264	4,000	2,900
11000 021 7002	Facility Repair & Maintenance	4,201	731	317	1,000	1,000
11000 021 7009	Equipment Repair & Maintenance	-	-	-	-	-
11000 021 7010	Vehicle Maintenance	2,310	7,463	1,137	-	6,740
11000 021 7018	Miscellaneous Tools	299	3,256	-	1,000	1,000
11000 021 7100	Uniform, gear & clothing allowance	2,786	1,819	720	2,600	3,000
	Total Commodities	**19,606**	**21,974**	**4,438**	**8,600**	14,640
Contractual						
11000 021 7502	Phone & Internet	9,197	6,698	4,675	7,000	6,000
11000 021 7503	Information Technology	-	-	1,209	4,000	
11000 021 7505	Travel	1,050	1,651	3,276	5,388	-
11000 021 7506	Publications & Advertising	-	1,763	-	-	
11000 021 7508	Insurance	9,010	4,377	9,388	11,511	27,347
11000 021 7515	Permits, Inspections & Compliance	-	-	14	-	
11000 021 7519	Professional Services	290	-	265	-	
11000 021 7621	Public Works Labor Charges	(384,075)	(207,919)	(46,409)	(320,000)	(216,850)
11000 021 7622	Charges from Garage					4,000
11000 021 7629	Charges from Capital Facilities	-	8,355	-	2,000	8,000
	Total Contractual	(364,529)	(185,076)	(27,582)	(290,101)	(171,503)
11000 021 7900	Capital Expenditures	57,782	-	77,760	80,000	-
	Total Capital	**57,782**	**-**	**77,760**	**80,000**	**-**
Total Expenses		**$ 444,912**	**$ 453,545**	**$ 443,765**	**$ 430,759**	**$ 423,683**

City & Borough of Wrangell Alaska
Public Works Detail
Fiscal Year 2021

Account	Detail Description	Quantity	Detail Rate	Detail Amount	Amount
11000 021 6001	**Salaries & Wages**			$ 82,488	
11000 021 6002	**Temporary Wages**			20,739	
11000 021 6003	**Hourly Wages**			193,841	
11000 021 6004	**Part Time Wages**			22828.42	
11000 021 6005	**Overtime**			22,119	
	Total Salaries & Wages				**342,015**
11000 021 6101	**Employer Tax**			4,959	
11000 021 6102	**PERS Retirement**			96,383	
11000 021 6103	**SBS**			20,965	
11000 021 6210	**Employee Health Benefits**			101,588	
11000 021 6220	**Life Insurance**			887	
11000 002 6211	**Deductible Reimbursement Expense (Vehicle Allowance)**			3,000	
11000 021 6222	**Workers Compensation**			10,749	
	Total Personnel Benefits				**238,532**
11000 021 7001	**Materials & Supplies**				
	Office supplies				
	Wrangell cleanup day supplies				
	Field supplies, tape measures, thermometers, paint, etc.				
	Misc. PPE			2900	
	Total Materials & Supplies				**2,900**
11000 021 7002	**Facility Repair & Maintenance**				
	Contingency			1,000	
	Total Facility Repair & Maintenance				**1,000**
11000 021 7009	**Equipment Repair & Maintenance**			0.00	**-**
	Maintenance and repairs to large plan copiers				
11000 021 7010	**Vehicle Maintenance**				**6,740**
11000 021 7018	**Miscellaneous Tools**			0	
	Flashlights, Pliers,			1,000	
	Total Miscellaneous Tools				**1,000**
11000 021 7100	**Uniform, Gear & Clothing Allowance & PPE**				
	Hi Gear Rain wear	4.00	300	1,200	
	Allowance	4.00	400	1,600	
	Misc PPE			200	

City & Borough of Wrangell Alaska
Public Works Detail
Fiscal Year 2021

Account	Detail Description		Quantity	Detail Rate	Detail Amount	Amount
	Total Uniform, Gear & Clothing Allowance & PPE					**3,000**
11000 021 7502	**Phone & Internet**				0.00	**6,000**
11000 021 7505	**Travel**					
11000 021 7508	**Insurance**					
		Liability			7,831	
		Property			12,962	
		Auto & Equipment			6,554	
	Total Insurance					**27,347**
11000 021 7522	**Charges form Garage**					**4,000**
11000 021 7629	**Charges From Capital Facilities**					**8,000**
11000 021 7521	**Charges to Other Departments**					**(216,850)**
11000 021 7900	**Equipment**					
		Used Truck for Director (on Hold till Vehicle Plan developed in August 2020)				-
Total:						**$ 423,683**

Charges to other departments	
Streets	130,000
Cemetery	3,000
Water	61,750
Wastewater	19,500
Sanitation	2,600
Total	216,850

City & Borough of Wrangell Alaska
Garage
Fiscal Year 2021

	2018 Actual	2019 Actual	YTD Actual 05/ 2020	Approved Budget FY 2020	Budget Manager FY 2021
Expenses					
Personnel					
11000 022 6000 Wages	$ 123,947	$ 144,242	$ 94,420	$ 113,550	$ 123,228
11000 022 6100 Personnel Benefits	80,052	88,812	70,687	97,590	97,156
11000 022 6101 Employer Tax	1,650	2,111	1,262	-	1,787
11000 022 6102 PERS Retirement	30,271	40,718	20,649	-	36,968
11000 022 6103 SBS	7,225	9,312	5,788	-	7,554
11000 022 6210 Employee Health Benefits	36,862	33,368	40,813	-	47,662
11000 022 6211 Deductible Reimbursement Expense	-	-	-	-	
11000 022 6220 Life Insurance	290	286	277	-	300
11000 022 6222 Workers Compensation	3,753	3,016	1,898	-	2,885
Total Personnel	**204,000**	**233,054**	**165,107**	**211,140**	**220,383**
Commodities					
11000 022 7001 Materials & Supplies	25,453	15,010	12,698	10,000	21,000
11000 022 7002 Facility Repair & Maintenance	3,048	1,672	5,879	30,000	5,000
11000 022 7003 Custodial Supplies	-	-	-	-	
11000 022 7006 Software Programming & Licensing	1,428	-	2,383	3,000	5,075
11000 022 7010 Vehicle Maintenance	1,565	-	20	-	1,000
11000 022 7015 Fuel - Automotive	60,052	64,188	63,519	65,000	65,000
11000 022 7017 Fuel - Heating	5,659	2,799	4,083	4,000	5,000
11000 022 7018 Miscellaneous Tools	1,067	2,269	1,742	1,750	3,000
11000 022 7100 Clothing & Gear	-	-	661	1,400	1,600
Total Commodities	**98,271**	**85,938**	**90,985**	**115,150**	**106,675**
Contructural					
11000 022 7501 Utilities	23,094	21,940	20,158	20,000	23,000
11000 022 7502 Phone/Internet	-	-	37	-	
11000 022 7503 Information Technology	-	-	579	-	
11000 022 7505 Travel	-	2,289	3,060	10,000	-
11000 022 7508 Insurance	1,792	-	1,059	-	
11000 022 7508 Insurance Liability	-	-	-	-	3,044
11000 022 7515 Health & Safety Permits, Inspections, Compliance	-	462	446	-	1,500
11000 022 7519 Garage Professional Services	-	-	140	-	

City & Borough of Wrangell Alaska
Garage
Fiscal Year 2021

		2018 Actual	2019 Actual	YTD Actual 05/ 2020	Approved Budget FY 2020	Budget Manager FY 2021
11000 022 7621	Public Works Labor Charges	6,757	76	2,782	5,000	1,300
11000 022 7622	Charges from Garage	(241,450)	(131,830)	(112,387)	(220,105)	(107,275)
11000 022 7629	Charges from Capital Facilities	-	3,773	5,227	7,500	
	Total Contructual	**(209,808)**	**(103,290)**	**(78,900)**	**(177,605)**	**(78,431)**
11000 022 7900	Capital Expenditures	729.99	-	26,931.52	25,000.00	7,500.00
Total Expenses		**$ 93,192**	**$ 215,702**	**$ 204,124**	**$ 173,685**	**$ 256,127**

City & Borough of Wrangell Alaska
Garage Detail
Fiscal Year 2021

Account	Detail Description	Quantity Detail Rate	Detail Amount	Amount
11000 022 6003	**Hourly Wages**		**117,728**	
11000 022 6005	**Overtime**		**5,500**	
	Total Wages			**123,228**
11000 022 6101	**Employer Tax**		**1,787**	
11000 022 6102	**PERS**		**36,968**	
11000 022 6103	**SBS**		**7,554**	
11000 022 6210	**Employee Health Benefits**		**47,662**	
11000 022 6220	**Life Insurance**		**300**	
11000 022 6222	**Workers Compensation**		**2,885**	
	Total Personnel Benefits			**97,156**
11000 022 7001	**Materials & Supplies**		0.00	
	Office supplies	1000		
	Garage Supplies, absorbent materials, grease, welding supplies, steel oil, antifreeze	11000		
	Tire Supplies	2000		
	Total Materials & Supplies			**21,000**
11000 022 7002	**Facility Repair & Maintenance**			
	Ventilation Improvements	5000		
	Total Facility Repair & Maintenance			**5,000**
022 7006	**Software Programming & Licensing**			
	Caterpillar code diagnosis	2100		
	Chevy & Ford code diagnosis	2975		
	Caterpillar and Ford Software Subscriptions			
	Total Software Programming & Licensing			**5,075**
11000 022 7010	**Vehicle Maintenance**			
	General Maintenance Brakes & Oil Change			
	Total Vehicle Maintenance			**1,000**

City & Borough of Wrangell Alaska
Garage Detail
Fiscal Year 2021

Account		Detail Description	Quantity	Detail Rate	Detail Amount	Amount
11000 022 7015	**Fuel - Automotive**					
		Gasoline and Diesel Expense for Vehicles and Equipment City Wide		65000		
	Total Fuel - Automotive					**65,000**
11000 022 7017	**Fuel - Heating**					
		Fuel oil to supplement waste oil furnace during extreme cold and maintenance				
	Total Fuel - Heating					**5,000**
11000 022 7018	**Miscellaneous Tools**					
		Wrenches	50.00	20	1,000.00	
		Sockets	50.00	20	1,000.00	
		Grinder	1.00	500	500.00	
		Impact Driver	1.00	500	500.00	
	Total Miscellaneous Tools					**3,000**
11000 022 7100	**Clothing & Gear**					
		Clothing allowance	2.00	400	800.00	
		Hi Vis raingear	2.00	300	600.00	
		Misc. PPE	1.00	200	200.00	
	Total Clothing & Gear					**1,600**
11000 022 7501	**Utilities**					
		Water, Sewer, Electric and Garbage				
	Total Utilities					**23,000**
11000 022 7503	**Information Technology**					**0**
11000 022 7505	**Travel**					
11000 022 7508	**Insurance Liability**					**3,044**
11000 022 7515	**Permits, Inspections, Compliance**					
		Annual Fire Extinguisher inspection & repair				
	Total Permits, Inspections, Compliance					**1,500**
11000 022 7621	**Public Works Labor Charges**					
		Hours charged by PW to help garage winterize equipment	20.00	65	1,300.00	
	Total Public Works Labor Charges					**1,300**

City & Borough of Wrangell Alaska
Garage Detail
Fiscal Year 2021

Account	Detail Description	Quantity	Detail Rate	Detail Amount	Amount
11000 022 7622	**Charges from Garage**				**(107,275)**
11000 022 7900	**Capital Equipment**				
	Transmission flusher. Flush and refill automatic transmissions on all equipment and vehicles, including emergency vehicles			7,500.00	
	Total Capital Equipment				**7,500**
Total:					**$ 256,127**

Charges from Garage to other departments

Fire	10000
Police	4,800
Public Works/Garage	4,000
Streets	30,000
Sewer	5,000
Water	5,000
Sanitation	12,675
Electric	10,000
Capital Facilites	3,000
Parks	2,800
Harbors	20,000
	107,275

City & Borough of Wrangell Alaska
Streets
Fiscal Year 2021

		2018 Actual	2019 Actual	YTD Actual FY 2020	Approved Budget FY 2020	Budget Manager FY 2021
Expenses						
Personnel						
Commodities						
11000 024 7001	Materials & Supplies					
11000 024 7003	Custodial Supplies	4,609	-	-	-	
11000 024 7009	Equipment Repair & Maintenance	-	-	142	-	
11000 024 7010	Vehicle Maintenance	124,067	82,870	57,348	80,000	55,000
11000 024 7011	Equipment Rental Expense	-	3,450	490	10,000	15,000
11000 024 7030	Street Maintenance	50,402	76,703	66,728	100,000	123,000
11000 024 7031	Winter Street Maintenance	32,582	13,705	-	-	
11000 024 7033	Street lighting	2,215	6,011	-	-	
11000 024 7034	Crushed rock expenses	1,618	1,413	1,261	-	
	Total Commodities	**215,493**	**184,153**	**125,969**	**190,000**	**193,000**
Contructural						
11000 024 7501	Utilities	21,177	21,578	20,559	23,000	21,000
11000 024 7621	Public Works Labor Charges	150,827	93,707	112,471	125,000	130,000
11000 024 7622	Charges from Garage	-	-	11,165	-	30,000
11000 024 7629	Charges from Capital Facilities	-	1,628	-	-	
	Total Contructual	**172,004**	**116,913**	**144,194**	**148,000**	**181,000**
11000 024 7900	Capital Equipment	71501	-	-		-
	Total Expenses	**$ 458,997**	**$ 301,066**	**$ 270,164**	**$ 338,000**	**$ 374,000**

City & Borough of Wrangell Alaska
Streets Detail
Fiscal Year 2021

Account	Detail Description	Quantity	Detail Rate	Detail Amount	Amount
11000 024 7010	Vehicle Maintenance				**55,000**
	Replacement parts and tires for Streets Equipment				
11000 024 7011	Equipment Rental Expense				**15,000**
	Roller			5,000	
	Excavator or Loader as needed			10,000	
11000 024 7030	Street Maintenance Materials & Supplies				**123,000**
	Contract required meals for staff	1.00	1000	1,000	
	Mag-Chloride	1.60	25000	40,000	
	D1 and other materials	2,000	25	50,000	
	Culverts,	10.00	800	8,000	
	Catch Basins	3.00	3000	9,000	
	Shovels, Wire Mesh, plywood	1.00	10000	10,000	
	Contractual Street Work	1.00	5000	5,000	
11000 024 7501	Utilities				**21,000**
	Street Light Electricity Expense				
11000 024 7621	Public Works Labor Charges				**130,000**
	Street Maintenance (Hours times hourly rate)	1,500	65	97,500	
	Equipment Repair by PW employeees	500	65	32,500	
11000024 7622	Charges from Garage				**30,000**
11000 024 7900	Capital Expenditures				**0**
	Used vibratory roller (moved to rental expense)			0	
	Total				**$ 374,000**

City & Borough of Wrangell Alaska
Cemetery
Fiscal Year 2021

	2018 Actual	2019 Actual	YTD Actual FY 2020	Approved Budget FY 2020	Budget Manager FY 2021
Expenses	-	-	-	-	_
Personnel	-	-	-	-	
Other Expenses					
11000 026 7001 Materials & Supplies	618	1,493	400	2,500	2,000
11000 026 7621 Public Works Labor Charges	8,387	1,091	-	9,000	3,000
11000 026 7629 Charges from Capital Facilities	-	68	-	-	
11000 026 7900 Capital Expenditures	-	-	-	50,000	-
Total Other Expenses	9,005	2,653	400	61,500	5,000
Total Expenses	**$ 9,005**	**$ 2,653**	**$ 400**	**$ 61,500**	**$ 5,000**

City & Borough of Wrangell Alaska
Cemetery Detail
Fiscal Year 2021

Account		Detail Description	Quantity	Detail Rate	Detail Amount	Amount
11000 026 7001	Materials & Supplies		0.00	0	0.00	$ 2,000
		Plywood and misc. hardware for shoring up graves. Misc. hardware for installing niche plates				
11000 026 7621	Public Works Labor Charges		0.00	0	0.00	3,000.00
		Labor for excavation and covering graves. Opening and closing Columbarium niches. Installing name plates.				
11000 026 7900	Capital Expenditures		0.00	0	0.00	0.00
		Purchase new Columbarium				
Total:						**$ 5,000**

City & Borough of Wrangell Alaska
Capital Facilities
Fiscal Year 2021

		Actual 06/2019	YTD Actual 2020	Approved Budget FY 2020	Budget Manager FY 2021
Expenses					
Personnel					
Total Salaries & Wages		$ 200,771	$ 201,453	$ 234,500	$ 243,561
11000 029 6100	Employee Benefits	128,539	98,865	189,100	135,194
	Total Personnel	**329,311**	**300,318**	**423,600**	**378,755**
Commodities					
11000 029 7001	Materials & Supplies	15,151	7,195	4,500	8,000
11000 029 7002	Facility Repair & Maintenance	2,162	11,375	12,500	12,500
11000 029 7008	Non Capital Equipment			5,000	3,500
11000 029 7010	Vehicle Maintenance & Repair	-	4,106	5,000	5,000
11000 029 7017	Fuel & Oil - Heating	-	-	1,500	-
11000 029 7100	Clothing & Gear	278	760	2,800	2,300
	Total Commodities	**17,591**	**23,436**	**31,300**	**31,300**
Contractual					
11000 029 7501	Utilities	438	-	3,000	3,000
11000 029 7502	Phone/Internet	3,472	2,843	6,700	3,528
11000 029 7503	Information Technology	-	3,909	5,600	4,575
11000 029 7505	Travel	84	15	4,590	1,325
11000 029 7506	Publications & Advertising	3,435	-	-	
11000 029 7508	Insurance	-	1,632	-	1,792
11000 029 7519	Professional Services	19,375	115	-	-
11000 029 7622	Charges from Garage		1,008		3,000
11000 029 7629	Charges from Capital Facilities	(80,429)	(111,247)	(302,000)	(214,808)
	Total Contructual	**(53,626)**	**(101,725)**	**(282,110)**	**(197,588)**
11000 024 7900	Capital Equipment	-	18,731	25,000	-
	TotalCapital Expenses	**-**	**18,731**	**25,000**	**-**
Total Expenses		**$ 293,275**	**$ 240,760**	**$ 197,790**	**$ 212,467**

City & Borough of Wrangell Alaska
Capital Facilities Detail
Fiscal Year 2021

Account	Detail Description	Quantity	Detail Rate	Detail Amount	Amount
029 6001	**Salaries & Wages**				85,755
029 6003	**Hourly Wages**				154,806
029 6004	**Part Time Wages**				-
029 6005	**Overtime**				3,000
029 6101	**Employer Tax**				5,257
029 6102	**PERS Retirement**				72,168
029 6103	**SBS**				14,746
029 6210	**Health Insurance Premiums**				37,392
029 6222	**Workers Compensation**				5,631
029 7001	**Materials & Supplies**				
	Office supplies	1	2,000	2,000	
	expendable maintenance materials	1	4,500	4,500	
	Miscellaneous Tools (batteries, hand tools, etc.	1	1,500	1,500	
	Total Materials & Supplies				8,000
029 7002	**Facility Repair & Maintenance**				
	Senior Center Facility (general maintenance, plumbing pipe insulation wrapping)	1	5,000	5,000	
	Capital Facilities bldg. maintenance	3	2,500	7,500	
	Total Facility Repair & Maintenance				12,500
029 7008	**Non Capital Equipment**				
	VOIP Telephone system (3 desktops and a conference phone)	1	1,000	1,000	
	Pressure Washer	1	1,500	1,500	
	Stair Ladder	1	1,000	1,000	
	Total Non Capital Equipment				3,500
029 7010	**Vehicle Maintenance & Repair**				
	Vehicle Fuel/Maintenance expense on three vehicles			5,000	
	Total Vehicle Maintenance & Repair				5,000
029 7017	**Fuel & Oil - Heating**				-
	Heating oil expense for Capital Facilities bldg.				
029 7100	**Clothing & Gear**				

City & Borough of Wrangell Alaska
Capital Facilities Detail
Fiscal Year 2021

Account		Detail Description	Quantity	Detail Rate	Detail Amount	Amount
		PPE/Clothing allowance (2 IBEW member staff)	2	400	800	
		Safety items for crew (lockout/tagout system, vests, hearing and eye protection, respirators, gloves, etc.)	1	1,500	1,500	
	Total Clothing & Gear					2,300
029 7501	**Utilities**					
		Water, sewer, electric, garbage	-	250	-	
	Total Utilities					3,000
029 7502	**Phone & Internet**					3,528
		Mobile phones (three cell phones for Director and Maintenance staff)	12	174	2,088	
		Office Phone (VOIP monthly subscription, long distance and free conference room number) this provides a $30/month saving over landline service+all national long distance is free	12	120	1,440	
029 7503	**Information Technology**					4,575
		Annual CMMS Subscription (Dude Solutions)			4,100	
		Microsoft office subscriptions (4 desktops, 2 laptops)			475	
		Two Work Order Management Tablets	-	850	-	
029 7508	**Insurance Liability**		-		-	1,792
029 7513	**Training**					1,325
		Manlift trainer in Wrangell			-	
		Energy losses in bldg. training (on line training for three staff)	3	75	225	
		Boiler operation, maintenance and safety (one line training for one staff)			1,100	
029 7519	**Professional Services**					-
		Condition Assessment and PM Schedule Development for two School buildings; harbor and Park buildings; and cold storage				

City & Borough of Wrangell Alaska
Capital Facilities Detail
Fiscal Year 2021

Account	Detail Description	Detail Quantity	Detail Rate	Detail Amount	Amount
029 7622	Charges from Garage			3,000	3,000
029 7629	Charges from Capital Facilities				(214,808)
Total:				**$**	**212,467**

City & Borough of Wrangell Alaska
Capital Facilities Detail
Fiscal Year 2021

Account	Detail Description	Detail Quantity	Detail Rate	Detail Amount	Amount
	Maintenance & Custodial Labor Allocations (estimates)				
	City Hall Building Maintenance				15,000
	Public Safety Building Maintenance				60,000
	Fire Substation Building Maintenance				2,000
	Public Works Building Maintenance				8,000
	Library Building Maintenance				5,000
	Swimming Pool Building Maintenance				10,000
	Community Center Building Maintenance				5,000
	Parks Maintenance				2,500
	Nolan Center Building Maintenance				17,000
	Light & Power Admin Building Maintenance				5,000
	Light & Power Generator Building Maintenance				20,000
	Water Plant Building Maintenance				2,500
	Harbor Master Building Maintenance				4,000
	Sewer Plant Building Maintenance				4,000
	Solid Waste Building Maintenance				4,000
	City Hall Building Custodial				21,847
	Public Safety Building Custodial				28,961
					214,808

City & Borough of Wrangell Alaska
Economic Development/Planning
Fiscal Year 2021

	2019 Actual	Year End Actual 06/2020	Approved Budget FY 2020	Budget Manager FY 2021
Expenses	-	-	-	-
Personnel				
11000 032 6001 Salaries	-	-	-	91,956
11000 032 6100 Personnel Benefits	-	-	-	37,060
Total Personnel	-	-	-	**129,016**
Commodities				
11000 032 7001 Materials & Supplies	396	402	500	500
11000 032 7004 Postage & Shipping	-	-	-	600
11000 032 7120 Books & Subscriptions	-	-	-	300
Total Commodities				
Contractual				
11000 032 7502 Phone/Internet	-	-	-	200
11000 032 7503 Information Technology	-	-	-	1,930
11000 032 7505 Travel	1,919	1,742	1,600	1,400
11000 032 7506 Publications & Advertising	72	843	1,500	600
11000 032 7507 Memberships & Dues	-	-	430	925
11000 032 7519 Professional Services	3,370	12,179	-	4,000
11000 032 7513 Training	-	-	-	5,898
11000 032 7570 Tourism Industry Expenses	5,206	9,540	4,000	3,000
11000 032 7603 Charges from Finance	23,000	-	23,000	-
Total Contractual	33,963	24,706	31,030	19,353
Total Expenses	**$ 33,963**	**$ 24,706**	**$ 31,030**	**$ 148,369**

City & Borough of Wrangell Alaska
Economic Development, Planning & Zoning
Fiscal Year 2021

Account	Detail Description	Quantity	Detail Rate	Detail Amount	
11000 032 6001	Salaries				**91,956**
11000 032 6101	Employer Tax			**1,333**	
11000 032 6102	PERS Retirement			**20,230**	
11000 032 6103	SBS			**5,637**	
11000 032 6210	Health Insurance Premiums			**9,860**	
	Total Personnel Benefits				**37,060**
11000 032 7001	**Materials & Supplies**			**500**	**500**
11000 032 7004	**Postage & Shipping**				
	Public notice mailings	12	50	600	
	Total Postage & Shipping				**600**
11000 032 7120	**Books & Subscriptions**				
	Alaska Journal of Commerce subscription	1	300		
	Total Books & Subscriptions				**300**
11000 032 7502	**Phone & Internet**				
	Telephone access for PZ meetings	4	25	100	
	Telephone access for EDC meetings	4	25	100	
	Total Phone & Internet				**200**
11000 032 7503	**Information Technology**				
	Adobe Subscription	1	180	180	
	ESRI GIS annual Subscription	3	500	1,500	
	ESRI GIS apps	2	125	250	
	Total Information Technology				**1,930**
11000 032 7505	**Travel**			0	
	SEC Annual Meeting Haines Air		700	0	
	SEC Annual Meeting Haines hotel		150	0	
	SEC Annual Meeting Haines per deim		50	0	
	SEC Midsession Juneau Air		350	0	
	SEC Midsession Juneau Hotel		150	0	
	SEC Midsession Juneau Car		50	0	
	SEC Midsession Juneau Per Diem		50	0	

Account		Detail Description	Quantity	Detail Rate	Detail Amount	
		AK Planning Conference Anchorage Air	1	600	600	
		AK Planning Conference ANC Hotel	3	160	480	
		AK Planning Conference ANC Car	3	40	120	
		AK Planning Conference ANC per diem	4	50	200	
		AML Conference Anchorage Air		600	0	
		AML Conference Anchorage Hotel		130	0	
		AML Conference Anchorage Car		40	0	
		AML Conference Anchorage pe rdiem		50	0	
		DHS-EMS Rural Resilience Mgt		0	0	
	Total Travel					**1,400**
11000 032 7506	**Publications & Advertising**					
		PZ notices	4	150	600	
	Total Publications & Advertising					**600**
11000 032 7507	**Memberships & Dues**					
		IEDC annual membership	1	475	475	
		APA annual Membership	1	450	450	
	Total Memberships & Dues					**925**
11000 032 7519	**Professional Services**					
		Professional Services contract for Map Update	1	4,000		
	Total Professional Services					**4,000**
11000 032 7513	**Training**					
		APA Conference Registration	1	400	400	
		IEDC Online Training		99	0	
		SEC Midsession Registration		350	0	
		SEC Annual meeting registration		350	0	
		AML registration		400	0	
		DHS-EMS		0	0	
		ArcGIS Pro update training	2	2,100	4,200	
	Total Training					**5,898**

City & Borough of Wrangell Alaska
Economic Development, Planning & Zoning
Fiscal Year 2021

Account	Detail Description	Quantity	Detail Rate	Detail Amount	
11000 032 7570	**Tourism Industry Expenses**				
	Pop up displays	3	1,000	3,000	
	Photo and Art contest awards		200	0	
	INFOX Travel Agent mailing		1,000	0	
	ATIA Cooperative Opportunities		500	0	
	Hike and Bike Rack Card		3,200	0	
	Petroglyph Rack Card		3,200	0	
	Branding effort		4,000	0	
	Southeast Alaska Tourism Council		3,000	0	
	Google My Business promotion		350	0	
	Total Tourism Industry Expenses				**3,000**
		Total:		**$**	**148,369**

City & Borough of Wrangell Alaska
Community Service Organizations
Fiscal Year 2021

Expenses

	2018 Actual	2019 Actual	YTD Actual FY 2020	Approved Budget FY 2020	Budget Manager FY 2021
Personnel					
Other Expenses					
11000 033 7820 Senior Citizen Program Expenditures	11,073	12,212	11,500	11,500	11,500
11000 033 7822 Contribution to Chamber of Commerce	23,000	23,000	-	23,000	23,000
11000 033 7823 Contribution to Local Radio	8,500	8,500	8,500	8,500	8,500
11000 033 7826 Contribution to Volunteer Fire	4,035	4,000	-	4,000	4,000
11000 033 7829 Misc. Community Promotion	-	-	-	-	-
Total Expenses	**$ 46,607**	**$ 47,712**	**$ 20,000**	**$ 47,000**	**$ 47,000**

City & Borough of Wrangell Alaska
Library
Fiscal Year 2021

		2018 Actual	2019 Actual	YTD Actual FY 2020	Approved Budget FY 2020	Budget Manager FY 2021
Expenses						
Personnel						
11000 034 6000	Salaries & Wages	$ 122,693	$ 123,796	$ 92,173	$ 131,810	$ 108,144
11000 034 6100	Personnel Benefits	81,952	88,522	62,597	78,903	71,838
	Total Personnel	**204,645**	**212,318**	**154,770**	**210,713**	**179,982**
Commodities						
11000 034 7001	Materials & Supplies	7,526	3,312	4,874	5,000	5,000
11000 034 7002	Facility Repair & Maintenance	3,317	6,659	3,963	10,000	12,000
11000 034 7003	Custodial Supplies	905	654	229	1,000	700
11000 034 7004	Postage & Shipping	-	932	474	2,000	1,000
11000 034 7005	Computer Repair & Maintenance	9,070	9,058	108	-	-
11000 034 7010	Vehicle Maintenance	-	-	-	-	-
11000 034 7120	Library Books	17,116	18,547	10,173	20,000	19,415
	Total Commodities	**37,933**	**39,162**	**19,822**	**38,000**	**38,115**
Contractual						
11000 034 7501	Utilities	9,326	8,843	6,915	9,000	9,000
11000 034 7502	Phone/Internet	2,702	3,091	2,089	4,400	2,592
11000 034 7503	Information Technology	-	655	8,048	10,000	10,000
11000 034 7505	Travel	492	-	-	2,000	-
11000 034 7507	Memberships & Dues					585
11000 034 7508	Insurance	3,072	3,233	2,572	2,701	7,162
11000 034 7621	Public Works Labor Charges	1,204	405	-	-	-
11000 034 7629	Charges from Capital Facilities	-	3,687	218	9,500	5,000
	Total Contractual	**54,728**	**54,728**	**54,728**	**54,728**	**34,339**
Total Expenses		**$ 297,307**	**$ 306,208**	**$ 229,320**	**$ 303,441**	**$ 252,436**

City & Borough of Wrangell Alaska
Library Detail
Fiscal Year 2021

Account	Detail Description	Quantity	Detail Rate	Detail Amount	Amount	Total Amount
11000 034 6001	**Salaries & Wages**				$ 65,515	
11000 034 6002	**Temporary Wages**				14,417	
	Library Temp I	318.00	15.99	5,085		
	Library Temp	318.00	14.64	4,656		
	Library Temp	312.00	14.99	4,677		
11000 034 6003	**Hourly Wages**				28,212	
	Total Salaries & Wages					**$ 108,144**
11000 034 6101	**Employer Tax**				1,359	
11000 034 6102	**PERS Retirement**				28,118	
11000 034 6103	**SBS**				5,745	
11000 034 6210	**Employee Health Benefits**				36,434	
11000 034 6222	**Workers Compensation**				181	
	Total Personnel Benefits					**71,838**
11000 034 7001	**Materials & Supplies**					
	Office Supplies, etc.	1.00	3000	3,000		
	Ink cartridges	1.00	1000	1,000		
	Storytime supplies & Summer Reading	1.00	1000	1,000		
	Total Materail & Supplies					**5,000**
11000 034 7002	**Facility Repair & Maintenance**					
	General Maintenance, PM and NON-PM maintenance needs (this should include annual fire extinguisher, sprinkler and fire alarm inspections			3000		
	Replace 2 sidewall Sprinkler Heads in Main Entrance			1000		
	Exterior Painting Temporary Labor			3500		
	Entrance Door Hardware Replacement			0		
	Gazebo Bench Wood Replacement			1500		
	Carpet Cleaning			2000		
	Cleaning supplies, toilet paper, etc.			1000		
	Total Facility Repair & Maintenance					**12,000**

City & Borough of Wrangell Alaska
Library Detail
Fiscal Year 2021

Account	Detail Description	Quantity	Detail Rate	Detail Amount	Amount	Total Amount
11000 034 7003	**Custodial Supplies**					
	Cleaning supplies, toilet paper, etc.			700		
	Total Custodial Supplies					**700**
11000 034 7004	**Postage & Shipping**					
	Mailing books, overdues, bills & recycling			1000		
	Total Postage & Shipping					**1000**
11000 034 7120	**Library Books**					
	Books			15415		
	Magazine Subscriptions			2500		
	Newspaper Subscriptions			1500		
	Total Library Books					**19,415**
11000 034 7501	**Utilities**					
	Lights, water, sewer & garbage				9,000	
	Total Utilities					**9,000**
11000 034 7502	**Phone Internet**					
	Internet Access (erate pays 80% of the 2,000 but	12	28	336		
	3 phone lines	12	188	2,256		
	Total Phone Internet					**2,592**
11000 034 7503	**Information Technology**					
	Automation system software support,			7000		
	Homeport Electronics			2500		
	Knowledge Imaging Center Support			500		
	Total Information Technology					**10,000**
11000 034 7505	**Travel**	0.00	2500	0		
	Alaska Library Conference					
	Total Travel					**0**
11000 034 7507	**Memberships & Subscriptions**					
	Library dues		585			
	Total Memberships & Subscriptions					**585**
11000 034 7508	**Insurance**					**7,162**

City & Borough of Wrangell Alaska
Library Detail
Fiscal Year 2021

Account	Detail Description	Quantity	Detail Rate	Detail Amount	Amount	Total Amount
11000 034 7513	**Training**				0	
11000 034 7629	**Charges from Capital Facilities**		3000			**5,000**
Total:						**$ 252,436**

City and Borough of Wrangell

Fiscal Year Budget

Capital Improvement Fund

City & Borough of Wrangell Alaska
Capital Improvement Fund
Fiscal Year 2021

Projects	Project Cost	Prior Year	FY 2021
Parks & Recreation Swimming Pool Domestic Hot water Tank	35,000	12,950	12,050
Public Safety Building Heating System	35,000	2,827	32,173
Public Safety Building Assessment	155,000		155,000
Water Plant Bypass Line Valve Replacement	10,000		10,000
Reservoir Bypass Design	534,000		534,000
Node 6 Pump Station Overflow Reroute	5,000		5,000
Shoemaker Harbor Launch ramp float	435,697		435,697
Summer Float Project	92,000	67,000	25,000
Electric Generation Project	733,764	266,994	449,738
Totals	$ 2,035,461	$ 349,771	$ 1,658,658

City and Borough of Wrangell

Fiscal Year Budget

Special Revenue Fund

City & Borough of Wrangell Alaska
Nolan Center Museum & Events
Fiscal Year 2021

		2018 Actual	2019 Actual	YTD Actual FY 2020	Approved Budget FY 2020	Budget Manager FY 2021
Administrative Expenditures		-				
Personnel						
21000 125 6001	Salaries	13,681	-	-	113,715	66,788
21000 125 6002	Temporary Wages	11,382	15,180	13,173	80,000	-
21000 125 6005	Overtime	61	87	-	2,000	
21000 125 6100	Personnel Benefits	-	-	-	77,440	29,648
	Total Personnel	**32,900**	**18,558**	**14,572**	**273,155**	**96,436**
Commodities						
21000 125 7001	Materials & Supplies	220	5,197	4,855	6,900	4,000
21000 125 7002	Facility Repair & Maintenance	10,959	14,050	47,516	46,500	50,525
21000 125 7003	Custodial Supplies	1,414	1,300	2,721	2,000	1,000
21000 125 7004	Postage & Shipping	-	376	138	300	500
21000 125 7008	Non-capital Equipment	-	2,029	132	4,000	-
21000 125 7009	Equipment Repair &	-	1,133	2,025	4,000	1,000
21000 125 7017	Fuel & Oil - Heating	-	6,223	2,851	10,000	6,000
	Total Commodities	**12,594**	**30,308**	**60,237**	**73,700**	**63,025**
Contractual						
21000 125 7501	Utilities	81,471	74,419	53,408	80,000	70,000
21000 125 7502	Phone/Internet	7,814	9,160	6,449	9,000	7,500
21000 125 7504	Nolan Center Facility Web	-	-	50	-	-
21000 125 7508	Insurance	7,627	10,676	7,561	9,691	20,578
21000 125 7509	Credit card processing & bank	-	-	10	-	-
21000 125 7621	Public Works Labor Charges	947	98	-	-	-
21000 125 7629	Charges from Capital Facilities	-	4,783	5,484	22,800	17,000
21000 125 7900	Capital Expenditures	-	-	31,723	35,000	-
	Total Contractual	97,860	99,137	104,684	156,491	115,078
	Total Expenses	143,354	148,002	179,494	503,346	274,539

City & Borough of Wrangell Alaska
Nolan Center Museum & Events
Fiscal Year 2021

	2018 Actual	2019 Actual	YTD Actual FY 2020	Approved Budget FY 2020	Budget Manager FY 2021
Museum	-				
Revenue					
21010 121 4690 Donations	6,000	-	3,500	3,000	4,000
21010 121 4701 Admissions/User Fees	31,674	13,068	22,658	40,000	20,000
21010 121 4703 Merchandise & Concessions	66,536	121,189	64,548	90,000	50,000
Total Revenue	**104,210**	**134,257**	**90,706**	**133,000**	**74,000**
Expenses					
Personnel					
21010 121 6000 Salaries & Wages		40,280	23,931	-	39,659
21010 121 6100 Benefits		1,499	2,262	-	12,653
Total Personnel	**81,110**	**83,557**	**52,386**	**-**	**52,312**
Commodities					
21010 121 7001 Materials & Supplies	3,241	-	390	-	-
21010 121 7050 Resale Concessions &	43,278	33,824	25,644	40,000	25,000
21010 121 7055 Museum Exhibits	-	227	6,773	3,000	-
Total Commodities	46,519	34,051	32,807	43,000	25,000
Contractual					
21010 121 7505 Travel	1,997	2,155	3,696	5,000	-
21010 121 7506 Publications & Advertising	286	413	-	-	-
21010 121 7508 Insurance	512	200	-	-	963
21010 121 7509 Bank & Credit Card Fees	2,377	2,221	1,737	500	1,000
21010 121 7515 Permits, Inspections &	-	-	-	-	-
21010 121 7577 Asset Preservation &	1,700	688	1,253	1,500	1,500
21010 121 7625 Allocated Nolan Building	66,285	-	-	-	-
21010 121 7629 Charges from Cap. Facilities	-	-	222	-	-
21010 121 7900 Capital Expenditures	3,928	-	-	-	-
Total Contractual	77,084	5,677	6,907	7,000	3,463
	204,714	**123,286**	**92,100**	**50,000**	**80,775**

City & Borough of Wrangell Alaska
Nolan Center Museum & Events
Fiscal Year 2021

	2018 Actual	2019 Actual	YTD Actual FY 2020	Approved Budget FY 2020	Budget Manager FY 2021
Total Revenue & Expenses	(100,504)	10,971	(1,394)	83,000	(6,775)
Civic Center					
Revenue					
122 4705 Facility Rental	15,736	19,996	13,535	20,000	10,000
122 4707 Equipment Rental	5,489	-	-	5,000	-
122 4708 Event Revenue	-	-	7,542	5,000	
Total Revenue	**21,226**	**19,996**	**21,078**	**30,000**	**10,000**
Expenses	**-**	**-**	**-**	**-**	**-**
Personnel					
Total Salaries & Wages		107,578	86,838	-	5,000
Total Benefits		48,857	38,752	-	4,820
Total Personnel	90,807	**156,435**	**125,590**	**-**	**9,820**
Commodities					
122 7001 Materials & Supplies	9,930	189	-	-	-
122 7052 Event Expenditures	-	-	5,591	-	
Total Commodities	9,930	189	5,591	-	-
Contractual					
122 7505 Travel	788	-	350	-	-
122 7506 Publications & Advertising	5,763	6,949	5,374	10,000	4,000
122 7507 Memberships & Dues	-	1,205	1,361	1,500	1,500
122 7605 Allocated Building Expenses	-	66,426	-	-	-
122 7629 Charges from Capital Facilities	-	-	4,949	-	-
Total Contractual	26,411	74,957	23,216	11,500	5,500
Total Expenses	**117,218**	**231,392**	**148,806**	**11,500**	**15,320**
Total Revenue & Expenses	-	**(211,396)**	**(127,728)**	**18,500**	**(5,320)**
Theater	**-**	**-**	**-**	**-**	**-**
Revenue					
123 4701 Admissions/User Fees	32,801	46,898	33,469	50,000	35,000
123 4703 Merchandise & Concessions Sales	27,699	47,058	36,964	50,000	35,000
123 4705 Facility Rental	-	275	-	-	-

City & Borough of Wrangell Alaska
Nolan Center Museum & Events
Fiscal Year 2021

	2018 Actual	2019 Actual	YTD Actual FY 2020	Approved Budget FY 2020	Budget Manager FY 2021
Total Revenue	60,500				**70,000**
Expenses	-				
Personnel					
Total Salaries & Wages		18,505	18,907	-	16,365
Total Benefits		1,851	3,795	-	1,365
Total Personnel	18,245	40,712	45,405	-	17,729
Other Expenses					
123 7001 Materials & Supplies	253	573	-	-	-
123 7050 Resale Concessions & Merchandise	10,752	17,562	10,710	20,000	15,000
Total Commodities	11,005	18,135	10,710	20,000	15,000
Contractual					
123 7506 Publications & Advertising	2,518	1,572	1,639	2,500	-
123 7830 Film Expense	21,718	20,953	16,930	30,000	20,000
Total Contractual	46,246	**58,794**	**39,989**	**72,500**	**50,000**
	61,948	**99,506**	**85,394**	**72,500**	**82,729**
Total Revenue & Expenses	(1,448)	**(99,506)**	**(85,394)**	**(72,500)**	**(12,729)**
SUMMARY					
Total Operating Revenues	185,936	$ 154,254	$ 111,784	$ 163,000	$ 154,000
Total Operating Expenditures	527,234	602,186	505,794	637,346	453,364
Net Revenue over Expenses	(341,298)	(447,933)	(394,010)	(474,346)	(299,364)
120 4910 Transfer from General Fund	242,286	-	76,905	153,811	187,364
120 4912 Transfer from Investments	-	100,000	-	100,000	100,000
120 4922 From Sales Tax Fund	-	-	7,200	-	-
122 4928 Transfer from Transient Tax Fund	10,000	13,164	-	12,000	12,000
Total Transfers			84,105	265,811	299,364
Net Revenue over Expenses & Transfers	(89,012)	$ (334,769)	$ (309,905)	$ (208,535)	$ -

NOLAN CENTER
CITY & BOROUGH OF WRANGELL
FY 2021

Account	Account Description	Amount	Account
Nolan Center General Expenditures:			
21000 125 6001	**Salaries**		**$ 66,788**
21000 125 6101	**Employer Tax**	968	
21000 125 6102	**PERS Retirement**	14,693	
21000 125 6103	**SBS**	4,094	
21000 125 6210	**Employee Health Benefits**	8,731	
21000 125 6220	**Life Insurance**	148	
21000 125 6222	**Workers Compensation**	1,014	
	Total Personnel Benefits		**29,648**
21000 125 7001	**Materials & Supplies**		**4,000**
	Office supplies, ink, toner, labels	1,000	
	Event supplies, beverage service	1,000	
	Facility supplies- vacuum, hardware	2,000	
21000 125 7002	**Facility Repair & Maintenance**		**50,525**
	Routine building maintenance	12,000	
	Tile grouting	5,000	
	Exterior Painting	5,000	
	Site Lights	5,000	
	Culvert Camera Investigation TDB		
	Humidity Controls Intergration to DDC	18,000	
	Annual DDC System Service	5,525	
21000 125 7003	**Custodial Supplies**		**1,000**
	Cleaning products, janitorial	1,000	
21000 125 7004	**Postage & Shipping**		**500**
	Stamps, and packages to customers	500	
21000 125 7009	**Equipment Repair & Maintenance**		**1,000**
	Snowblower, powerlift, electronics	1,000	
21000 125 7017	**Fuel & Oil - Heating**		**6,000**
	Petro Marine fills 2x per year	6,000	
	Avg $3000		

NOLAN CENTER
CITY & BOROUGH OF WRANGELL
FY 2021

Account		Account Description	Amount	Account
21000 125 7508	**Insurance**			**20,578**
		Property	14,261	
		Liability	6,317	
21000 125 7501	**Utilities**			**70,000**
			70,000	
21000 125 7502	**Phone/Internet**			**7,500**
		AP&T - Avg $400 x12	4,800	
		GCI - Avg $175 x 12	2,100	
		Potential overage	600	
21000 125 7629	**Charges from Capital Facilities**			**17,000**
		Routine & special projects labor		
		Total Administrative Expenses		**274,539**
Museum Direct Expenditures:				
21010 121 6001	**Salaries**			
21010 121 6002	**Temporary Wages**			**10,000**
21010 121 6003	**Hourly Wages**			**29,659**
21010 121 6005	**Overtime**			
21010 121 6101	**Employer Tax**			**575**
21010 121 6102	**PERS Retirement**			**8,898**
21010 121 6103	**SBS**			**2,431**
21010 121 6210	**Employee Health Benefits**			**-**
21010 121 6220	**Life Insurance**			**148**
21010 121 6222	**Workers Compensation**			**602**
21010 121 7050	**Merchandise for Resale**			**25,000**
		Museum Gift Store purchases: books, tourist items, local art, garnets	25,000	

NOLAN CENTER
CITY & BOROUGH OF WRANGELL
FY 2021

Account	Account Description	Amount	Account
21010 121 7505	**Travel & Training**		
	Museums Alaska, ATIA		
	Director - professional development		
21010 121 7508	**Insurance**		**963**
	Special Fine Arts	963	
21010 121 7509	**Credit Card Fees**		**1,000**
	Square Fees	1,000	
21010 121 7577	**Asset Preservation & Management**		**1,500**
	Museum supplies, storage, boxes	1,500	
	Total Museum Expenses		**80,775**
Civic Center Direct Expenditures:			
21020 122 6002	**Temporary Wages**		**5,000**
21020 122 6003	**Hourly Wages**		**-**
21020 122 6005	**Overtime**		
21020 122 6101	**Employer Tax**		**73**
21020 122 6102	**PERS Retirement**		**-**
21020 122 6103	**SBS**		**307**
21020 122 6210	**Employee Health Benefits**		**4,366**
21020 122 6220	**Life Insurance**		**-**
21020 122 6222	**Workers Compensation**		**76**
21020 122 7506	**Publications & Advertising**		**4,000**
	Online advertising/Facebook	4,000	
	Rack card, trifold, paper advertising		
	Publications, benchcraft, vendors	-	
21020 122 7507	**Memberships & Dues**		**1,500**
	Museum Memberships, Chamber	1,500	
	Total Civic Center Expenditures		**15,320**

NOLAN CENTER
CITY & BOROUGH OF WRANGELL
FY 2021

Account	Account Description	Amount	Account
Theater Direct Expenditures:			
21030 123 6002	**Temporary Wages**		**16,365**
132 6003	**Hourly Wages**		
21030 123 6005	**Overtime**		
21030 123 6101	**Employer Tax**		**218**
21030 123 6102	**PERS Retirement**		**-**
21030 123 6103	**SBS**		**920**
21030 123 6210	**Employee Health Benefits**		**-**
21030 123 6220	**Life Insurance**		**-**
21030 123 6222	**Workers Compensation**		**228**
21030 123 7050	**Concessions for Resale**		**15,000**
	Candy, popcorn, paper products	15,000	
21030 123 7830	**Film Expense**		
	Movies, shipping, bookings	20,000	20,000
	Total Theater		**52,729**

City & Borough of Wrangell Alaska
Parks & Recreation
Fiscal Year 2021

	Actual FY 2018	Actual FY 2019	Year End Estimate FY 2020	Approved Budget FY 2020	Budget Manager FY 2021
Swimming Pool					
Revenue	343,739	375,948	286,826	279,412	86,798
Personal & Benefits	343,739	375,948	286,826	279,412	171,546
Commodities	57,925	55,322	58,056	123,200	102,690
Constructual	145920.32	106795.31	134802.95	153003	161,438
Capital Purchases	1,045	-	-	90,000	-
Total Expenditures	548,629	538,066	479,685	645,615	435,674
Net Revenue over Exenditures	(204,890)	(162,117)	(192,859)	(366,203)	(348,876)
Parks					
Revenue	3,497	3,894	3,200	5,000	4000
Personnal	31,548	29,885	18,776	94,012	100,786
Ccommodities	22,014	21,155	34,250	83,400	48,500
Constructural	13,114	14,588	13,245	21,561	18,550
Capital Purchases	35,128	35,744	94,990	122,000	-
Total Expenditures	101,804	101,372	161,261	320,973	167,836
Net Revenue over Exenditures	(98,307)	(97,478)	(158,061)	(315,973)	(163,836)
Recreation					
Revenue	151,244	29,539	17,772	26,000	23,316
Personnal	112,090	126,955	97,585	87,266	121,356
Ccommodities	23,137	18,596	12,820	23,500	23,970
Constructural	16,064	24,214	13,980	27,600	33,243
Capital Purchases	-	42,810	17,126	48,100	-
Total Expenditures	151,292	212,576	141,512	186,466	178,569
Net Revenue over Exenditures	(48)	(183,036)	(123,741)	(160,466)	$ (155,253)
Total Revenue over Expenditures	(303,245)	(442,632)	(474,662)	(842,642)	(667,964)
24010 141 4910 Transfer from General Fund	252,228	321,766		788,758	637,964
24010 141 4922 Transfer from Sales Tax Fund	29,000	29,000		29,000	30,000
Total Transfers	281,228	350,766	-	817,758	667,964
Net Revenue ove Expenditures & Transfers	(22,017)	(91,865)	(474,662)	(24,884)	-
Estimated Fund Balance - Beginning					
Estimated Fund Balance - Ending					

City & Borough of Wrangell Alaska
Pool
Fiscal Year 2021

	Actual FY 2018	Actual FY 2019	YTD Actual FY 2020	Approved Budget FY 2020	Budget Manager FY 2021
Revenue & Expenses					
Revenue					
24010 141 4101 PERS On-behalf Revenue	-	-	-	-	9,122
24010 141 4550 Interest Income	38,750	-	-	-	30,176
24010 141 4595 Miscellaneous Grant Revenue	1,000	-	-	-	2,000
24010 141 4701 Admissions/User Fees	49,360	53,612	45,000	48,000	40,000
24010 141 4702 Program Revenues	-	-	-	8,000	-
24010 141 4703 Sales of Merchandise & Concessions	23	795	400	-	1,000
24010 141 4705 Facility Rental	2,304	5,826	4,821	5,000	3,000
24010 141 4712 Fee Assistance	37	-	-	-	1,500
Total Revenue	**91,475**	**60,233**	**50,221**	**61,000**	**86,798**
Expenses					
Personnel					
24010 141 6000 Salaries & Wages	126,628	142,024	109,063	108,000	146,331
24010 141 6100 Personnel Benefits	45,241	45,950	34,350	31,706	25,214
Total Personnel	**343,739**	**375,948**	**286,826**	**279,412**	**171,546**
Commodities					
24010 141 7001 Materials & Supplies	21,531	11,912	10,956	18,000	12,690
24010 141 7002 Facility Repair & Maintenance	19,812	31,733	15,800	65,000	40,000
24010 141 7003 Custodial Supplies	-	-	-	-	-
24010 141 7008 Non-capital Equipment	-	-	20,300	20,000	15,000
24010 141 7009 Equipment Repair & Maintenance	-	-	-	7,000	20,000
24010 141 7017 Fuel - Heating	-	-	-	-	
24010 141 7021 Water Treatment Chemicals	16,582	11,677	11,000	13,200	15,000
Total Commodities	**57,925**	**55,322**	**58,056**	**123,200**	**102,690**
Contractual					
24010 141 7501 Utilities	109,100	86,564	106,000	106,000	122,000
24010 141 7502 Phone & Internet	4,316	5,040	3,983	7,285	6,800

24010 141 7503	Information Technology	-	-	-	4,230	2,300
24010 141 7505	Travel	4,875	3,929	427	5,890	-
24010 141 7506	Publications & Advertising	935	549	-	500	1,000
24010 141 7508	Insurance	14,641	4,000	6,500	5,668	11,373
24010 141 7509	Bank & Credit Card Fees	1,571	2,035	893	1,000	1,625
24010 141 7513	Training					3,340
24010 141 7515	Permits, Inspections & Compliance	1,049	3,756	7,000	3,430	3,000
24010 141 7621	Public Works Labor Charges	9,070	630	-	-	-
24010 141 7629	Charges from Capital Facilities	-	293	10,000	19,000	10,000
24010 141 7630	Community Contractors	365	-	-	-	-
	Total Contractual	**145,920**	**106,795**	**134,803**	**153,003**	**161,438**
24010 141 7900	Capital Expenditures	1,045	-	-	90,000	-
	Total Capital	1,045	-	-	90,000	-
	Total Expenses	**548,629**	**538,066**	**479,685**	**645,615**	**435,674**
Transfers						
24010 141 8990	Transfer to Capital Project Fund	-	(38,950)	-	-	-
Total Transfers		-	(38,950)	-	-	-
Total Revenue & Expenses		$ (457,154)	$ (477,832)	$ (429,464)	$ (584,615)	$ (348,876)

City & Borough of Wrangell Alaska

Pool Detail

Fiscal Year 2021

Account	Account Description	Detail Amount	Account
24010 141 6001	**Salaried Wages**		
24010 141 6001	Salaries & Wages	22,693	
24010 141 6002	Temporary Wages	78,500	
24010 141 6003	Hourly Wages	44,638	
24010 141 6004	Part Time Wages		
24010 141 6005	Overtime	500	
	Total Salaries & Wages		**146,331**
24010 141 6101	Employer Tax	1,077	
24010 141 6102	PERS Retirement	10,145	
24010 141 6103	SBS	4,270	
24010 141 6210	Employee Health Benefits	7,858	
24010 141 6220	Life Insurance	89	
24010 141 6222	Workers Compensation	1,775	
	Total Personnel Benefits		**25,214**
24010 141 7001	**Materials and Supplies**		
	Janitorial Supplies	2,000	
	Cell Phone Reimbursement	690	
	QT Disinfectant Cleaner	1,500	
	Surebet Cleaner	1,500	
	Office Supplies	500	
	Printer Supplies	750	
	Program Consumables	2,000	
	System Materials eg. Filters	1,750	
	Miscellaneous M and S	2,000	
24010 141 7001	**Materials and Supplies**		**12,690**
24010 141 7002	**Facility Repair and Maintenance**		
	Plumbing repairs, roof repairs	15,000	
	Door and Hardware Install	10,000	
	HVAC and sprinker systems	3,000	
	Building Infastructure	5,000	
	Pool ladder installation and tile repairs	5,000	
	Lighting and Electrical	2,000	
	Total Facility Repair and Maintenance		**40,000**

City & Borough of Wrangell Alaska

Pool Detail

Fiscal Year 2021

Account	Account Description	Detail Amount	Account
24010 141 7008	**Non-Capital Equipment**		
	CO2 Conversion System	4,000	
	Weight and Cardio Equipment	10,000	
	Lifeguard Equipment	1,000	
	Aquatics Facility Equipment	-	
	Total Non-Capital Equipment		**15,000**
24010 141 7009	**Equipment Repair and Maintenance**		
	Pool Mechanical Systems	4,000	
	Auto Dialer	6,000	
	Motor and Pump Equipment	5,000	
	Miscellaneous Equipment and Repair	5,000	
	Total Equipment Repair and Maintenance		**20,000**
24010 141 7021	**Chemicals Expense**		
	Freight	3,000	
	Reagents	500	
	Sodium BiCarbonate	3,500	
	Muriatic Acid	3,500	
	Calcium Chloride	1,000	
	Salt	2,500	
	Miscellaneous Chlorinators, Neutralize	1,000	
	Total Chemicals Expense		**15,000**
24010 141 7501	**Pool Utilities Expense**		
	School Billing	74,000	
	Interdepartmental Transfer	12,000	
	City Billing	36,000	
	Total Pool Utilities		**122,000**
24010 141 7502	**Phone and Internet**		
	Pool GCI Internet	3,000	
	Maintenance Personnel Work Phone A	800	
	Pool APandT Phone	3,000	
	Total Phone and Internet		**6,800**
24010 141 7503	**Information Technology**		**2,300**
	MyRec	1,500	

City & Borough of Wrangell Alaska

Pool Detail

Fiscal Year 2021

Account		Account Description	Detail Amount	Account
		Computer, Software Maintenance	600	
		Computer Programs (Office, Adobe)	150	
		Newsletter Software	50	
24010 141 7505	**Travel**			**-**
		Certified Pool Operator Course	-	
24010 141 7506	**Publications Expense**			**1,000**
		Printed Media	250	
		Radio and Newspaper	750	
24010 141 7508	**Liability and Property Insurance**			
		Liability	-	**11,373**
		Property (School Billing)	-	
24010 141 7509	**Payment Processing**			**1,625**
		Authorize.net	625	
		Priority Payment Systems	500	
		Wells Fargo	500	
24010 141 7513	**Training Expense**			**3,340**
		Lifeguard Certifications	800	
		Lifeguard Recertifications	400	
		Jeff Ellis Certifications	350	
		American Red Cross Annual License	295	
		Jeff Ellis License	295	
		Certified Pool Operator Course	-	
		Hep B Vaccinations	1,000	
		Background Checks	200	
24010 141 7515	**Health Reports Expense**			**3,000**
		Sunrise Aviation/AK Airlines	2,700	
		Petersburg Medical Testing	300	
24010 141 7629		**Charges From Capital Facilities**		**10,000**
	Total Pool Expenditures			**$ 435,674**

City & Borough of Wrangell Alaska
Parks
Fiscal Year 2021

		Actual FY 2018	Actual FY 2019	YTD Actual FY 2020	Approved Budget FY 2020	Budget Manager FY 2021
Revenue & Expenses						
Revenue						
24020 142 4340	R/V & Park Reservations					
24020 142 4701	Admissions/User Fees	$ 3,497	$ 3,894	$ 3,200	$ -	$ -
24020 142 4705	Facility Rental	-	-	-	5,000	4,000
	Total Revenue	3,497	3,894	3,200	5,000	4,000
Expenses					-	-
Personnel						
Total Salaries & Wages						70,842
24020 142 6100	Personnel Benefits	-	-	-		29,944
	Total Personnel	31,548	29,885	18,776	94,012	100,786
Commodities						
24020 142 7001	Materials & Supplies	4,287	6,374	6,500	7,250	7,500
24020 142 7002	Facility Repair & Maintenance	8,184	11,386	10,000	38,650	21,000
24020 142 7008	Non-capital Equipment	-	-	10,000	24,000	5,500
24020 142 7009	Equipment Repair & Maintenance	-	-	750	1,500	2,500
24020 142 7010	Vehicle Maintenance	9,544	3,395	7,000	12,000	12,000
	Total Commodities	22,014	21,155	34,250	83,400	48,500
Constructual						
24020 142 7501	Utilities	10,966	11,131	10,000	10,000	12,000
24020 142 7505	Travel	-	510	-	9,561	-
24020 142 7506	Publications & Advertising	761	705	-	-	750
24020 142 7508	Insurance	645	1,158		-	-
24020 142 7513	Training					500
24020 142 7621	Public Works Labor Charges	743	707	-	2,000	-
24020 142 7622	Charges from Garage	-	-	245	-	2,800
24020 142 7629	Charges from Capital Facilities	-	377	3,000		2,500
	Total Contructual	13,114	14,588	13,245	21,561	18,550

City & Borough of Wrangell Alaska
Parks
Fiscal Year 2021

	Actual FY 2018	Actual FY 2019	YTD Actual FY 2020	Approved Budget FY 2020	Budget Manager FY 2021
24020 142 7900 Capital Expenditures	-	-	-	122,000	-
Total Capital Expenses	35,128	35,744	94,990	122,000	-
Total Expenses	**101,804**	**101,372**	**161,261**	**320,973**	**167,836**
Transfers	-	-	-	-	-
24020 142 4910 Transfer from General Fund	61,519	-	-	-	-
24020 142 4928 Transfer from Transient Tax Fund	1,200	-	-	-	-
Total Revenue & Expenses	$ (98,307)	$ (97,478)	$ (158,061)	$ (315,973)	$ (163,836)

City & Borough of Wrangell Alaska

Parks Detail

Fiscal Year 2021

Account	Account Description	Detail Amount	Account
24020 142 6001	Salaries & Wages	22693	
24020 142 6002	Temporary Wages	35,360	
24020 142 6003	Hourly Wages	11,289	
24020 142 6004	Part Time Wages		
24020 142 6005	Overtime	1,500	
	Total Wages		**$ 70,842**
24020 142 6101	Employer Tax	1,181	
24020 142 6102	PERS Retirement	13,834	
24020 142 6103	SBS	4,994	
24020 142 6210	Employee Health Benefits	7,858	
24020 142 6222	Workers Compensation	2,076	
24020 142 6224	Unemployment		
	Total Personnel Benefits		**29,944**
24020 142 7001	**Materials and Supplies**		
	Janitorial Supplies	$ 1,500.00	
	Fence Hardware Supplies	$ -	
	Building Infastructure	$ 3,000.00	
	Program consumables	$ -	
	Miscellaneous M and S	$ 3,000.00	
	Total Materials and Supplies		**7,500**
24020 142 7002	**Facility Maintenance**		
	City Park Fire Pit	$ 7,000.00	
	Bathroom Upgrades	$ -	
	Signage Replacement	$ 3,000.00	
	Trail Improvements	$ -	
	Building Infastructure	$ 3,000.00	
	Lighting and Electrical	$ 5,000.00	
	Preventative and general maintenance	$ 3,000.00	
	Total Facility Maintenance		**21,000**

City & Borough of Wrangell Alaska

Parks Detail

Fiscal Year 2021

Account	Account Description		Detail Amount	Account
24020 142 7008	**Non-Capital Equipment**			
	Zero Turn Mower	$	4,000.00	
	Outdoor Grill Station	$	-	
	Miscellaneous Landscaping Equipment	$	1,500.00	
	Total Non-Capital Equipment			**5,500**
24020 142 7009	**Equipment Repair and Maintenance**			
	Landscaping Equipment Parts and Freight	$	1,000.00	
	Equipment Servicing	$	1,000.00	
	Miscellaneous Equipment Maintenance	$	500.00	
	TotalEquipment Repair and Maintenance			**2,500**
24020 142 7010	**Vehicle Repair and Maintenance**			
	Maintenance for Two Vehicles	$	12,000.00	
	Total Vehicle Repair and Maintenance			**12,000**
24020 142 7501	**Utilities Expense**			
	Interdepartmental Transfer	$	6,000.00	
	Monthly City Billing	$	6,000.00	
	Total Utilities			**12,000**
24020 142 7505	**Travel**			
	Chainsaw Training	$	-	
	Certified Playground Inspector	$	-	
	Alaska Trails Conference	$	-	
	Total Travel			**-**
24020 142 7506	**Publications Expense**			
	Radio and Newspaper	$	500.00	
	Printed Media	$	250.00	
	Total Publications Expense			**750**
24020 142 7513	**Training**	$	500.00	**500**
24020 142 7621	**Charges From Public Works**	$	-	**-**
	Charges From Capital Facilities	$	2,500.00	**2,500**
	Charges From Garage	$	2,800.00	**2,800**
	Total Park Expenditures			**$ 167,836**

City & Borough of Wrangell Alaska
Parks & Recreation Special Revenue Fund
Fiscal Year 2021

RECREATION		Actual FY 2018	Actual FY 2019	YTD Actual FY 2020	Approved Budget FY 2020	Budget Manager FY 2021
Revenue						
24030 143 4101	PERS On-behalf Revenue	-	-	-	-	3,116
24030 143 4701	Admissions/User Fees	20,413	27,464	18,297	21,000	-
24030 143 4702	Program Revenues	-	-	(525)		14,200
24030 143 4705	Facility Rental	-	-	5,000	5,000	5,000
24030 143 4707	Equipment Rental	-	-	-	-	1,000
24030 143 4716	Community Contractor Revenue	2,114	2,076	-	-	-
24030 143 4910	Transfer from General Fund		-	-	-	-
	Total Revenue	**151,244**	**29,539**	**17,772**	**26,000**	**23,316**
Expenditures						
Personnel						
24030 143 6001	Salaries & Wages	57,734	69,804	55,039	37,000	22,693
24030 143 6002	Temporary Wages	19,223	18,993	11,862	26,202	30,000
24030 143 6003	Hourly Wages	-	-	-	-	37,629
24030 143 6005	Overtime	1,351	1,438	466	500	1,500
24030 143 6010	Vacation expense	1,956	-	266	-	-
24030 143 6100	Personnel Benefits	-	-	-		-
24030 143 6101	Employer Tax	2,352	2,495	1,696	924	1,104
24030 143 6102	PERS Retirement	12,955	14,001	12,184	8,140	13,834
24030 143 6103	SBS	3,724	4,447	3,411	924	4,666
24030 143 6210	Employee Health Benefits	9,835	13,199	10,775	10,455	7,858
24030 143 6220	Life Insurance	238	216	177	-	133
24030 143 6222	Workers Compensation	2,722	2,362	1,708	3,121	1,940
	Total Personnel	112,090	126,955	97,585	87,266	121,356
Commodiites						
24030 143 7001	Materials & Supplies	11,831	4,531	2,820	-	7,000
24030 143 7002	Facility Repair & Maintenance	11,306	14,065	10,000	18,500	13,000
24030 143 7006						3,970

City & Borough of Wrangell Alaska
Parks & Recreation Special Revenue Fund
Fiscal Year 2021

RECREATION		Actual FY 2018	Actual FY 2019	YTD Actual FY 2020	Approved Budget FY 2020	Budget Manager FY 2021
24030 143 7008	Non-capital Equipment	-	-	-	4,000	-
24030 143 7009	Equipment Repair & Maintenance	-	-	-	1,000	-
	Total Commodities	23,137	18,596	12,820	23,500	23,970
Constructual						
24030 143 7501	Utilities	7,750	7,654	7,500	7,500	10,000
24030 143 7502	Phone/Internet	2,027	2,193	1,480	-	3,000
24030 143 7505	Travel	307	5,101	-	-	3,500
24030 143 7506	Publications & Advertising	939	312	-	2,000	750
24030 143 7508	Insurance	4,331	3,698	-	-	8,868
24030 143 7509	Processing Fees				1000	1625
24030 143 7515	Permits, Inspections & Compliance	490	490	-	-	500
24030 143 7621	Public Works Labor Charges	220	-	-	-	-
24030 143 7629	Charges from Capital Facilities	-	4,766	5,000	17,100	5,000
	Total Contructual	16,064	24,214	13,980	27,600	33,243
24030 143 7900	Capital Expenditures	-	-	-	-	-
24030 143 7901	Construction Expense	-	-	-	-	-
Total Other Expenses		-	42,810	17,126	48,100	
Total Expenses		151,292	212,576	141,512	186,466	178,569
Transfers		128,717	-	-	-	-
Total Revenue & Expenses		**$ (48)**	**$ (183,036)**	**$ (123,741)**	**$ (160,466)**	**$ (155,253)**

City & Borough of Wrangell Alaska

Parks & Recreation Detail

Fiscal Year 2021

Account	Account Description	Detail Amount	Account
24030 143 6001	Salaries & Wages	22,693	
24030 143 6002	Temporary Wages	30,000	
24030 143 6003	Hourly Wages	37,629	
24030 143 6004	Part Time Wages		
24030 143 6005	Overtime	1,500	
	Total Salaries & Wages		**91,822**
24030 143 6100	Personnel Benefits		
24030 143 6101	Employer Tax	1,104	
24030 143 6102	PERS Retirement	13,834	
24030 143 6103	SBS	4,666	
24030 143 6210	Employee Health Benefits	7,858	
24030 143 6220	Life Insurance	133	
24030 143 6222	Workers Compensation	1,940	
24030 143 6100	**Total Personnel Benefits**		**29,534**
24030 143 7001	**Materials and Supplies**		
	Janitorial Supplies	1,000	
	Office Supplies	500	
	Printer Supplies	500	
	Program Consumables	1,000	
	System Materials eg. Filters	2,000	
	Miscellaneous Materials and Supplies	2,000	
	Total Materials and Supplies		**7,000**
24030 143 7002	**Facility Repair and Maintenance**		
	HVAC and sprinker systems	3,000	
	Building Infastructure	5,000	
	Lighting and Electrical	-	
	Preventative and general maintenance	5,000	
	Total Facility Repair and Maintenance		**13,000**
24030 143 7009	**Equipment Repair and Maintenance**		**-**
24030 143 7008	**Non-Capital Equipment**		
	Recreation Program Equipment	-	
	Total Non-Capital Equipment		**-**

24030 143 7006	**Computer Software and IT Expenses**		
	LJ Alarm System	1,680	
	MyRec	1,500	
	Computer, Software Maintenance	600	
	Computer Programs (Office, Adobe)	150	
	Newsletter Software	40	
	Total Computer Software and IT Expenses		**3,970**
24030 143 7501	**Utilities**		
	Interdepartmental Transfer	5,000	
	City Billing	5,000	
	Toatl Utilities		**10,000**
24030 143 7502	**Phone and Internet**		
	Community Center Internet (APandT)	1,500	
	Community Center Telephone (APandT)	1,500	
	Total Phone and Internet		**3,000**
24030 143 7505	**Travel and Training**		
	Youth Basketball Travel	1,750	
	Youth Wrestling Travel	1,750	
	Alaska Recreation and Parks Conference	-	
	Total Travel and Training		**3,500**
24030 143 7506	**Publications Expense**		
	Newspaper and Radio	500	
	Printed Media	250	
	Total Publications Expense		**750**
24030 143 7508	**Liabilities and Property Insurance**		
	Liability	-	
	Property	8,868	
	Total Liabilities and Property Insurance		**8,868**
24030 143 7509	**Payment Processing**		
	Authorize.net	625	
	Priority Payment Systems	500	
	Wells Fargo	500	
	Total Payment Processing		**1,625**
24030 143 7513	**Training**		
	Background Checks	200	
	Alaska Recreation and Parks Conference	-	
	Total Training		**200**
24030 143 7515	**Permits, Inspections & Compliance**		
	DEC Kitchen Permits	500	

	Total Permits, Inspections & Compliance		**500**
24030 143 7529	**Charges From Capital Facilities**		**5,000**
	Total Community Center Expenditures	**$**	**178,769**

City & Borough of Wrangell Alaska
Secure Rural Schools Fund
Fiscal Year 2021

		2018 Actual	2019 Actual	YTD Actual 04/2020	Approved Budget FY 2020	Budget Manager
REVENUES						
25000 000 4170 40	Secure Rural Schools - Federal Payment	890,217	986,580	883,647	883,647	880,000
25000 000 4550	Interest Income	3,520		15,000	15,000	7,500
	Total Revenue	893,737	986,580	898,647	898,647	887,500
TRANSFERS OUT						
25000 000 7825	Support To Wrangell Public Schools	848,488	848,488	1,300,000	1,300,000	1,300,000
25000 000 7825	School Maintenance			100,000	100,000	100,000
	School Maintenance Streets				65,000	55,000
25000 000 8910	Transfer To General Fund For Streets & Roads	53,413	49,926	-		112,214
	TOTAL TRANSFERS	**901,901**	**898,414**	**1,400,000**	**1,465,000**	**1,567,214**
	Net Revenue over Transfers	(8,164)	88,166	(501,353)	(566,353)	(679,714)
	Estimated Fund Balance - Beginning	$ 3,278,862	$ 3,270,698	$ 3,358,864	$ 3,358,864	$ 2,792,511
	Estimated Fund Balance - Ending	**$ 3,270,698**	**$ 3,358,864**	**$ 2,857,511**	**$ 2,792,511**	**$ 2,112,797**

City & Borough of Wrangell Alaska
Transient Tax
Fiscal Year 2021

		Actual FY 2018	Actual FY 2019	YTD Actual 04/2020	Approved Budget FY 2020	Budget Manager FY 2021
CVB						
TRANSIENT TAX & CVB REVENUE						
28000 000 4080	Transient Tax Revenue	48,406	46,604	54,400	50,000	25,000
28000 000 4085	Penalty And Interest	151	83	395	1,000	-
28000 000 4550	Interest Income	391	-	-	250	-
28000 000 4606	Advertising	636	879	5,172	15,000	5,000
		49,584	**47,566**	**59,967**	**66,250**	**30,000**
TRANSIENT TAX & CVB EXPENDITURES						
28000 000 7001	Materials & Supplies	1,616	748	186	-	520
28000 000 7004	Postage Expense	1,243	6	299	1,500	2,200
28000 000 7502	Phone & Internet	817	1,134	813	1,000	1,200
28000 000 7504	Web Hosting	1,243	6	2,170	1,500	1,836
28000 000 7505	Travel	7,929	9,598	10,697	13,000	11,815
28000 000 7506	Advertising Expense	5,060	2,150	10,457	18,000	11,245
28000 000 7507	Dues	5,060	2,150	3,975	5,000	1,400
28000 000 7513	Training					5,950
28000 000 7576	Promotional	17,374	14,970	2,226	32,000	11,950
28000 000 7821	Contribution To Nolan Ctr	10,000	12,000	12,000	12,000	12,000
		50,341	**42,762**	**42,823**	**84,000**	**60,116**
	Estimated CVB RESERVES, BEGINNING	**151,797**	**151,039**	**155,844**	**155,844**	**172,988**
	Estimated CVB RESERVES, ENDING	**$ 151,039**	**$ 155,844**	**$ 172,988**	**$ 138,094**	**$ 142,872**

COMMERCIAL PASSENGER VESSEL EXCISE TAX FUND

		Actual FY 2018	Actual FY 2019	Year End Estimate FY 2020	Approved Budget FY 2020	Budget Manager FY 2021
28010 000 4180	CPV Revenue Sharing	51,415	35,000	58,660	50,000	5,000
	Total Revenue	51,415	35,000	58,660	50,000	5,000
28010 000 7900	Mount Dewey Trail Extension	178	50,000		50,000	
28010 000 7900	Petroglyph Beach Improvements	-	35,000		50,000	
28010 000 7900	Port Dock Fill	-	-		-	-
28010 000 7900	Summer Float	-	-	67000	85,000	25,000
28010 000 7900	Bump Out Maintenance	-	-		-	1,500
	Total Expenditures	178	85,000	67,000	185,000	26,500
	Estimated CPV TAX SHARE FUND, BEGINNING	**233,658**	**284,895**	**234,895**	**234,895**	**99,895**
	Estimated CPV TAX SHARE FUND, ENDIN	**$ 284,895**	**$ 234,895**	**$ 226,555**	**$ 99,895**	**$ 78,395**

MARIAN GLENZ MEMORIAL FUND
2018-2019 BUDGET

		Actual FY 2018	Actual FY 2019	Year End Estimate FY 2020	Approved Budget FY 2020	Budget Manager FY 2021
28020 000 4690	Marian Glenz Donation	50,000	-	-	-	-
	Total Revenue	50,000	-	-	-	-
28020 000 7590	Marketing	-	4,542	13,626	13,626	18,165
	Total Expenditures	-	4,542	13,626	13,626	18,165
	FUND BALANCE, BEGINNING	**-**	**50,000**	**45,458**	**45,458**	**31,832**
	FUND BALANCE, ENDING	**50,000**	**45,458**	**31,832**	**31,832**	**13,667**

City & Borough of Wrangell Alaska
Transient Tax Detail
Fiscal Year 2021

Account		Detail Description	Quanity	Detail Rate	Detail Amount	Amount
28000 000 7001	**Materials & Supplies**				**-**	**520**
		Printer ink	8	40	320	
		misc paper and cards	1	200	200	
28000 000 7004	**Postage & Shipping**					**2,200**
		Planner inquiry mailings	1	600		
		Boatshow shipping of materials barge and Ak Air	1	1,200		
		INFOX mailing	-	400		
28000 000 7502	**Phone & Internet**					**1,200**
		AP&T	12	60	720	
		AT&T 1-800	12	40	480	
		Telephone access for meetings				
28000 000 7504	**Web Hosting**					**1,836**
		Wrangellalaska.org and similar renewals 2 years	3	120	360	
		wrangell.info and similar renewals	3	360	1,080	
		wrangell.travel	1	396	396	
28000 000 7505	**Travel**				-	**11,815**
		ATIA Conference Air	1	600	600	
		ATIA Conference Hotel	4	150	600	
		ATIA Conference Car	4	50	200	
		ATIA Conference Perdiem	5	50	250	
		SATC Annual meeting Air	-	350	-	
		SATC Annual meeting Hotel	-	150	-	
		DMAWest air hotel car perdiem (based on FY19 - 5 days unknown location)	1	2,300	2,300	
		Boatshow Air	3	500	1,500	
		Boatshow Hotel (per total nights for all individuals)	19	185	3,515	
		Boatshow Perdiem (per total nights for all individuals)	19	50	950	
		Boatshow Car	4	80	320	
		Alaska Media Roadshow Air	1	700	700	
		Alaska Media Roadshow Hotel	4	150	600	
		Alaska Media Roadshow Car/uber	2	40	80	
		Alaska Media Roadshow Perdiem	4	50	200	

City & Borough of Wrangell Alaska
Transient Tax Detail
Fiscal Year 2021

Account		Detail Description	Quanity	Detail Rate	Detail Amount	Amount
28000 000 7506	**Publications & Advertising**				-	**11,245**
		Travel Guide Breath of Bear	1	1,595	1,595	
		Alaska travel industry association State Travel planner	1	4,200	4,200	
		ATIA - online advertising	8	400	3,200	
		Cornell Lab of Ornithology Living Bird	-	550	-	
		Cornell Lab of Ornithology All about Birds digital	1	2,000	2,000	
		Milepost Cooperative advert	-	2,600	-	
		Alaska Magazine	-	450	-	
		Ketchikan CVB Advertising	1	250	250	
		Facebook Targeted advertising	-	300	-	
		ATIA targeted email	-	1,250	-	
28000 000 7507	**Memberships & Dues**				-	**1,400**
		ATIA annual membership	1	250	250	
		DMAWest annual membership	1	350	350	
		Travel Juneau annual membership	1	400	400	
		Visit Anchorage Annual membership	1	400	400	
		Southeast Alaska Tourism Council annual membership	-	3,500	-	
28000 000 7513	**Training**					**5,950**
		Boatshow registration		1,000		
		Alaska Media Roadshow registration		4,000		
		ATIA Conference registration		550		
		DMAWest registration		400		
28000 000 7576	**Promotional**				-	**11,950**
		Design Work for advertising	1	1,500	1,500	
		Travel Writer Assistance	1	3,000	3,000	
		Photo Purchase	1	1,000	1,000	
		Online Banners: All About Birds, ATIA	1	1,500	1,500	
		Birding Festival support	1	1,000	1,000	
		Bearfest Festival Support	1	1,000	1,000	
		Video production/purchase	1	1,200	1,200	
		HOP In Parks and Rec support	1	500	500	
		Boatshow promotional efforts	1	250	250	
		Sticker design and printing	4	250	1,000	

City & Borough of Wrangell Alaska
Transient Tax Detail
Fiscal Year 2021

Account	Detail Description	Quanity	Detail Rate	Detail Amount	Amount
28000 000 7821	**Contribution to Nolan Center Civic Center**			12,000	**12,000**
	Visitor Center and inquiry response support	1	12,000		
	Total:				**$ 60,116**

City & Borough of Wrangell Alaska
Residential Construction Fund
Fiscal Year 2021

		Actual FY 2018	Actual FY 2019	YTD Actual 04/2020	Approved Budget FY 2020	Budget Manager FY 2021
REVENUE						
50000 000 4650	Lot Sales	$ 1,362	$ 79,691	$ 38,008	$ 32,000	$ 6,000
50000 000 4550	Interest Income	112	1,309	600	2,600	1,000
		1,474	**81,000**	**38,608**	**34,600**	**7,000**
EXPENDITURES						
50000 000 7001	Materials & Supplies	800	-	-	-	-
50000 000 7510	Engineering & Surveying	-	-	750	68,000	165,000
	Institute Property $150,000					
	Byford Property $10,000					
	Etolin Properties $5,000					
50000 000 7506	Publications	-	500	-	500	500
		800	**500**	**750**	**68,500**	**165,500**
Transfer from Conomic Recovery						50,000
Estimated Fund Balance - Beginning		**(4,538)**	**(3,864)**	**76,636**	**76,636**	**114,494**
Estimated Fund Balance - Ending		**(3,864)**	**76,636**	**114,494**	**43,236**	**(44,006)**

EXPLANATION

The residential construction fund was established on January 14, 1992 by resolution 01-92-420. the fund was designed to be a revolving fund for the development of residential lands. The revenues derived from the sale of residential lots is to be put into this dedicated fund for the purpose of providing seed money for the next residential development.

INDUSTRIAL CONSTRUCTION FUND
CITY AND BOROUGH OF WRANGELL
Fiscal Year 2021

REVENUE		Actual FY 2018	Actual FY 2019	YTD Actual FY 2020	Approved Budget FY 2020	Budget Manager FY 2021
52000 000 4650	Lot Sales	24,157	6,452	-	8,000	8,000
52000 000 4550	Interest Income	4,662	1,933	1,243	4,500	4,500
	TOTAL REVENUES	**28,819**	**8,385**	**1,243**	**12,500**	**12,500**
EXPENDITURES						
52000 000 7501	Utilities	-	-	402	-	-
52000 000 7515	Surveying (Marine Service Center)	-	17,500	-	15,000	15,000
52000 000 7515	Environmental Costs	240	609	-	-	-
52000 000 7001	Misc. Industrial Costs	1,043	376	6,133	-	-
52000 000 7506	Publications	-	-	-	-	-
52000 000 7900	5th and 6th Ave. Construction	-	-	-	235,000	
	TOTAL EXPENDITURES	**1,283**	**18,485**	**6,535**	**250,000**	**15,000**
Estimated Fund Balance - Beginning		**327,926**	**355,462**	**345,362**	**340,070**	**340,070**
Estimated Fund Balance - Ending		355,462	345,362	340,070	102,570	337,570

EXPLANATION

The industrial construction fund was established on December 10, 1991 by resolution 12-91-418. The fund was designed to be a revolving fund for the development of industrial lands. the revenues derived from the sale of industrial lots is to be put into this dedicated fund for the purpose of providing seed money for the next industrial development.

CITY AND BOROUGH OF WRANGELL
ECONOMIC RECOVERY FUND
Fiscal Year 2021

	REVENUES	2018 Actual	2019 Actual	YTD Actual FY 2020	Approved Budget FY 2020	Budget Manager FY 2021
53000 000 4550	Interest Revenue	1,453	1,000	-	5,000	5,000
53000 000 4380	Proceeds From Sale Of Belt Freezer	950,000	-	-	-	-
	TOTAL REVENUES	**951,453**	**1,000**	**-**	**5,000**	**5,000**
	EXPENDITURES					
53000 000 7900	Property Purchases		-	-	1,363,445	-
53000 000 8900	**Transfer to Residental Land Fund**					(50,000)
	TOTAL ECONOMIC RECOVERY FUND EXP	**-**	**-**	**-**	**1,363,445**	**(50,000)**
	Estimated Fund Balance - Beginning	**401,992**	**1,353,445**	**1,354,445**	**1,354,445**	**1,354,445**
	Estimated Fund Balance - Ending	**1,353,445**	**1,354,445**	**1,354,445**	**(4,000)**	**1,309,445**

SALES TAX FUND
CITY OF WRANGELL
2019-2020 DRAFT BUDGET

		Actual FY 2018	Actual FY 2019	YTD Actual FY 2020	Approved Budget FY 2020	Budget Manager FY 2021
REVENUE						
22000 000 4015	Sales Tax Revenue	2,479,073	2,112,000	2,898,749	2,650,000	1,888,000
22000 000 4015	Interest Earned	10,000	10,000		20,000	5,000
	Total	**2,489,073**	**2,122,000**	**2,898,749**	**2,670,000**	**1,893,000**
EXPENDITURES						
22000 000 8910	TRANSFER TO GENERAL FUND (68%)	547,085	1,436,160	1,971,149	1,802,000	1,283,840
STREETS EXPENDITURES (4%)						
22010 000 7900	Evergreen Paving Match	554,077	-		-	-
22010 000 7900	Sidewalk Repairs	-	-	9,500	-	
22010 000 7900	Street Paving	-	100,000		-	-
	Transfer to General Fund Streets					100,000
	Total Streets Expenditures	554,077	100,000	9,500	-	-
SCHOOLS, HEALTH, SANITATION (28%)						
22030 000 7825	Transfer To School	667,800	583,800		-	100,000
22030 000 8916	Transfer to Debt Service Fund	-	142,024	189,114	268,250	267,850
22030 000 8924	Trans. To Pool/For School	29,000	29,000	29,000	29,000	30,000
	Transfer to Sanitation for Bailer					90,000
22030 000 7540	Sales Tax Audits	-	5,000		5,000	5,000
	Total Support to Schools	696,800	759,824	218,114	302,250	397,850
	Net Revenue over Expenses & Transfers	**1,797,962**	**2,295,984**	**2,198,763**	**2,104,250**	**1,681,690**
BEGINNING STREETS RESERVE		**778,903**	**324,389**	**318,869**	**324,389**	**450,389**
BEGINNING SCHOOLS/HEALTH/SAN. RESERVE		**621,716**	**621,856**	**453,392**	**621,856**	**1,061,606**
ENDING STREETS RESERVE		**324,389**	**318,869**	**425,319**	**450,389**	**530,909**
ENDING SCHOOLS/HEALTH/SAN. RESERVE		**621,856**	**453,392**	**1,046,928**	**1,061,606**	**1,192,396**

City & Borough of Wrangell Alaska
Borough Organization Fund
Fiscal Year 2021

ACCOUNT NO. & DESCRIPTION	Actual FY 2018	Actual FY 2019	Year End FY 2020	Approved Budget FY 2020	Budget Manager FY 2021
REVENUES					
INTEREST INCOME	-	1,000			
	-	**1,000**	**-**	**-**	**-**
TOTAL REVENUE, TRANSFERS, & RESERV.	**312,498**	**313,498**	**312,498**	**312,498**	**312,498**
EXPENDITURES					
	-	-	-	-	-
TOTAL EXPENDITURES	**-**	**-**	**-**	**-**	-
Estimated Fund Balance - Beginning	312,498	312,498	312,498	312,498	312,498
Estimated Fund Balance - Ending	**312,498**	**313,498**	**312,498**	**312,498**	**312,498**

EXPLANATION

THE ONLY FUNDS BUDGETED FROM THE BOROUGH ORGANIZATIONAL FUND AT THIS TIME INCLUDE MAPPING EXPENSES. THE PLAN FOR THE REMAINING FUNDS WILL BE FOR FUTURE LAND ENTITLEMENT, SURVEYING AND OTHER COSTS.

City & Borough of Wrangell Alaska
Debt Service Fund
Fiscal Year 2021

		Actual FY 2018	Actual FY 2019	YTD Actual 04/2020	Approved Budget FY 2020	Budget Manager FY 2021
REVENUES & TRANSFERS IN						
16000 000 4591 14	State School Reimburse.	125,186	126,026	79,136	-	-
16000 000 4910	Transfer From General Fund	142,139	-	-	128,250	
16000 000 4922	Transfer From Sales Tax Fund		142,024	142,024	140,000	267,850
		267,325	**268,050**	**221,160**	**268,250**	**267,850**
EXPENDITURES						
16010 000 7800	2006 School Bond Principal	205,000	215,000	215,000	225,000	225,000
16010 000 7801	2006 School Bond Interest	33,450	25,050	25,050	16,250	16,250
16010 000 7800	2011 School Bond Principal	25,000	25,000	25,000	25,000	25,000
16010 000 7801	2011 School Bond Interest	3,875	3,000	3,000	2,000	1,600
		267,325	**268,050**	**268,050**	**268,250**	**267,850**

Both of the above school bonds mature in 2021. Next year's (FY 2021) debt service will total $266,875, and the following year (2022), debt service will be $0, unless additional General Obligation bonds are issued.

City & Borough of Wrangell Alaska
Permanent Fund
Fiscal Year 2021

REVENUE	Actual FY 2018	Actual FY 2019	YTD Actual 04/2020	Approved Budget FY 2020	Budget Manager FY 2021
20000 000 Cold Storage Lease		16,440	16,440	16,440	16,440
20000 000 Interest		378,439	113,456	250,000	233,560
Total Revenues	**-**	**394,879**	**129,896**	**266,440**	250,000
EXPENDITURES					
20000 000 Transfer To General Fund		250,000	250,000	250,000	250000
20000 000 Transfer For Mill Property Purchase		-			
	-	**250,000**	**250,000**	**250,000**	**250,000**
Total Revenue & Expenses	**-**	**144,879**	**(120,104)**	**16,440**	**-**
Estimated Fund Balance - Beginning		**-**	**8,783,072**	**8,783,072**	**8,662,968**
Estimated Fund Balance - Ending		**8,783,072**	**8,662,968**	**8,799,512**	**8,662,968**
Borough Fund			7543712.45		7,543,712.45
Pool Fund			1119255.45		1,119,255.45

Note: Balances are based on an estimate of Permanent Fund balances, though actual balances fluctuate with the underlying value of the stocks and other financial investments across which the Permanent Fund is allocated.

City & Borough of Wrangell Alaska
Hospital Legacy Fund
Fiscal Year 2021

Revenue	Actual FY 2019	YTD Actual 04/2020	Approved Budget FY 2020	Budget Manager FY 2021
Hospital Revenue	14,338	254,203	350,000	-
Transfer from General Fund	250,000			
Total Revenue	**264,338**	**254,203**	**350,000**	**-**
Expenditures				
11125 000 7524 Legal	7,301	2,429	25,000	
11125 000 7508 Insurance	125,086	25,346		27,512
11125 000 7540 Audit	24,000			
11125 000 7519 Enviromental Issues	420			35,000
Total Expenditures	**156,807**	**27,775**	**25,000**	**62,512**
Total Revenue & Expenses	**107,531**	**226,428**	**325,000**	**(62,512)**
Estimated Fund Balance - Beginning	**-**	**107,531**	107,531	**333,959**
Estimated Fund Balance - Ending	**$ 107,531**	**$ 333,959**	**$ 325,000**	**$ 271,447**

City and Borough of Wrangell

Fiscal Year Budget

Enterprise Funds

City & Borough of Wrangell Alaska
Enterprise Funds
Fiscal Year 2021

	Power & Light	Water	Wastewater	Sanitation	Harbors & Ports
Revenue	3,966,058	599,776	595,057	623,523	1,454,244
Personnel	878,290	222,281	167,663	194,330	391,422
Commodities	176,762	90,050	17,687	32,150	146,000
Contractual	2,791,748	336,982	220,567	396,959	541,626
Capital	45,100		26,000	-	-
Total Expenses	3,891,900	649,313	431,917	623,439	1,079,049
Net Revenue over Expenses	$ 74,158	$ (49,537)	$ 163,140	$ 84	$ 375,195
Transfers	-	-			-
Net Revenue over Expenses & Transfers	74,158	(49,537)	163,140	84	375,195
Estimated Fund Balance, unrestricted - Beginning	$ 4,131,042	$ 752,150	$ 1,241,524	$ 223,679	$ 1,727,417
Estimated Fund Balance, unrestriced - Ending	$ 4,205,199	$ 702,613	$ 1,404,664	$ 223,763	$ 2,102,612
30% Working Capital	1,261,560	210,784	421,399	67,129	630,784
Available for Capital Improvement Projects	2,943,639	491,829	983,265	156,634	1,471,829
Captial Equipment, Bond, & Debt Payment					

City & Borough of Wrangell Alaska
Power & Light Fund
Fiscal Year 2021

	2018 Actual	2019 Actual	YTD Actual FY 2020	Approved Budget FY 2020	Budget Manager FY 2021
Revenue					
70000 200 4101 PERS On-behalf Revenue	20,093	6,101	-	21,450	41,113
70000 200 5010 Residential KwH Sales	1,717,620	1,606,454	1,654,664	1,550,000	1,620,000
70000 200 5011 Small Commercial KwH Sales	1,405,873	1,284,944	1,240,379	1,300,000	1,300,000
70000 200 5012 Large Commercial KwH Sales	947,860	879,864	785,086	900,000	850,000
70000 200 5015 Fuel Surcharge	91,687	42,187	65,689	410,000	45,000
70000 200 5018 Labor Charges	533	325	-	5,500	750
70000 200 5020 Electric fees & permits	5,698	1,913	1,350	7,500	2,000
70000 200 5021 Write-offs from Collections Agency	1,740	-	-	2,500	1,500
70000 200 5022 Service Charges	9,770	10,300	13,025	5,500	10,000
70000 200 5029 Write-offs Collected at City Hall	1,251	1,563	3,625	-	-
70000 200 5030 Equipment Rental	85	43,068	-	1,500	700
70000 200 5031 Pole Rental	(1,445)	42,760	45,151	36,920	46,000
70000 200 5032 Late Fees	22,398	13,831	8,846	20,000	10,000
70000 200 5033 Investment income	3,597	-	-	6,000	3,000
70000 200 5034 Material Sales	11,067	1,359	2,517	15,000	3,000
70000 200 5035 SEAPA Rebate	609,547	172,014	-		-
70000 200 5036 PERS Termination Liability	45,841	58,573	-	74,108	74,108
Total Revenue	**4,893,215**	**4,165,255**	**3,820,332**	**4,355,978**	**3,966,058**
Administration	**-**	**-**	**-**	**-**	
7000 201 6001 Salaries & Wages	133,204	130,902	116,789	144,210	150,445
70000 201 6100 Personnel Benefits	73,055	73,239	79,659	101,240	91,902
Total Personnel	**206,259**	**204,141**	**196,448**	**245,450**	**242,347**
Commodities					
70000 201 7001 Materials & Supplies	1,061	3,640	3,071	2,000	4,500
70000 201 7002 Facility Repair & Maintenance	-	-	2,468	5,000	3,000
70000 201 7008 Non-capital Equipment	-	-	-	500	-
70000 201 7100 Uniform, gear & clothing allowance	-	-	400	-	400
Total Commodities	**1,061**	**3,640**	**5,939**	**7,500**	**7,900**
Contractual					
70000 201 7501 Utilities	-	-	-	-	37,500
70000 201 7502 Phone/Internet	6,078	5,921	4,708	4,500	5,136

70000 201 7503 Information Technology	900	1,440	1,942	2,500	2,500
70000 201 7505 Travel	936	-	5,987	-	1,700
70000 201 7506 Publications & Advertising	-	776	923	6,000	800
70000 201 7508 Insurance	16,555	25,717	22,777	19,250	58,266
70000 201 7509 Bank & Credit Card Fees	13,866	41,756	-	40,000	
70000 201 7510 Engineering	-	-	2,831	20,000	
70000 201 7513 Training Employee	-	-	-	-	107
70000 201 7515 Permits, Inspections, Compliance	-	95	589	8,000	1,200
70000 201 7540 Auditing Services	12,500	12,500	-	12,500	6,000
70000 201 7603 Charges from Finance	70,000	82,556	47,664	80,260	65,625
70000 201 7622 Garage Charges	-	-	-	-	1,000
70000 201 7629 Charges from Capital Facilities	-	-	215	-	5,000
70000 201 7851 PERS Termination Liability Payment	50,425	60,165	341	74,108	74,108
70000 201 7915 Meter Deposit Interest Expense	1,946	24,885	16	50	-
Total Contractual	**173,206**	**255,811**	**87,993**	**267,168**	**258,942**
Total Administration	**380,526**	**463,592**	**290,380**	**520,118**	**509,189**
Generation					
Personnel		-	-	-	
7000 202 6001 Wages	96,097	126,409	71,335	133,680	100,489
70000 202 6100 Personnel Benefits	17,712	14,047	31,062	55,100	42,524
Total Personnel	**113,809**	**140,456**	**102,397**	**188,780**	**143,013**
Commodities					
70000 202 7001 Materials & Supplies	6,756	4,049	7,263	15,000	8,097
70000 202 7002 Facility Repair & Maintenance	9,590	6,349	7,543	28,000	1,000
70000 202 7009 Equipment Repair & Maintenance	-	42,032	8,512	20,000	1,400
70000 202 7010 Vehicle Maintenance	13,751	19,162	-	-	-
70000 202 7015 Fuel & Oil - Automotive	-	4,196	-	-	-
70000 202 7016 Fuel & Oil - Generation	222,460	626,431	114,653	500,000	137,715
70000 202 7017 Fuel - Heating	17,349	16,381	18,853	15,000	-
70000 202 7100 Uniform, gear & clothing allowance	-	444	273	400	800
Total Commodities	**269,906**	**719,044**	**157,097**	**578,400**	**149,012**
Contractual					
70000 202 7501 Utilities	2,280	2,280	1,520	2,280	37,500
70000 202 7505 Travel	1,420	5,254	345	8,000	-
70000 202 7510 Engineering	-	-	13,620	17,000	3,000
70000 202 7515 Permits, Inspections & Compliance	5,062	5,937	3,422	8,100	500
70000 202 7622 Charges from Garage	-	28,793	-	-	-
70000 202 7629 Charges from Capital Facilities	-	-	3,565	19,000	20,000

70000 202 7850 Hydroelectric Power Purchases	2,574,494	1,927,734	2,263,498	2,450,000	2,450,000
Total Contractual	**2,583,257**	**1,969,997**	**2,285,970**	**2,504,380**	**2,511,000**
70000 202 7900 Capital Expenditures	7,800	136,741	56,173	-	40,000
Total Expenses Generation	**2,974,771**	**3,062,698**	**2,359,514**	**3,271,560**	**2,843,025**
Distribution					
Personnel					
70000 206 601 Wages	295,152	323,753	224,187	322,050	296,981
70000 203 6100 Personnel Benefits	61,776	170,166	749,217	216,620	195,949
Total Personnel	**356,927**	**493,919**	**973,404**	**538,670**	**492,930**
Commodities					
70000 203 7001 Materials & Supplies	51,905	24,189	5,010	30,000	12,250
70000 203 7009 Equipment Repair & Maintenance	-	3,016	-	-	1,200
70000 203 7010 Vehicle Maintenance	11,701	19,960	3,624	46,000	4,000
70000 203 7033 Street lighting	-	-	-	10,000	1,200
70000 203 7100 Uniform, gear & clothing allowance	1,643	2,849	400	1,600	1,200
Total Commodities	**65,250**	**50,014**	**9,034**	**87,600**	**19,850**
Contractual					
70000 203 7501 Utilities	1,017	1,017	678	1,020	-
70000 203 7502 Phone/Internet	-	-	-	2,500	706
70000 203 7505 Travel	9,791	9,722	200	8,000	-
70000 203 7506 Publications & Advertising	-	-	-	-	-
70000 206 7513 Training					-
70000 203 7515 Permits, Inspections & Compliance	-	285	-	-	3,100
70000 203 7519 Professional Services Contractual	-	-	63	15,000	9,000
70000 203 7621 Public Works Labor Charges	2,676	441	437	1,764	
70000 203 7622 Charges from Garage	21,720	-	1,926	-	9,000
70000 203 7629 Charges from Capital Facilities	-	2,546	542	-	-
Total Contractual	**35,205**	**14,010**	**3,845**	**28,284**	**21,806**
Capital Expense					
70000 203 7900 Capital Expenditures	6,564	46,970	20,386	124,000	-
70000 203 7901 Construction Expense	-	-	-	-	-
70000 203 7910 Utility Poles	(15,883)	-	9,615	10,000	-
70000 203 7911 Transformers	-	-	3,521	8,500	-
70000 203 7912 Electric Line	-	-	1,293	5,000	-
70000 203 7913 Meters	15,057	4,763	10,445	127,500	5,100
Total Capital Expenses	**5,738**	**51,733**	**45,260**	**275,000**	**5,100**
Total Distribution Expenses	**463,119**	**609,677**	**1,031,543**	**929,554**	**539,686**

Total Expenses	**3,818,416**	**4,135,967**	**3,681,436**	**4,721,232**	**3,891,900**
Transfers					
70000 202 8900 Transfer to Other Fund, Miscellaneous	-	-	(8,038)	(180,000)	-
Total Transfers	-	-	(8,038)	(180,000)	-
Total Revenue & Expenses	1,074,799	(328,945)	(211,501)	(529,190)	74,158
Estimated Fund Balance - Beginning	3,385,188	4,459,987	4,112,790	4,131,042	4,131,042
Estimated Fund Balance - Ending	4,459,987	4,131,042	3,901,289	3,601,852	4,205,199
30% working Capital	*1,783,995*	*1,652,417*	*1,560,516*	*1,440,741*	*1,682,080*
Available for Capital Improvement Projects, Equipment, Debt Payments & Bond Payments	*2,675,992*	*2,478,625*	*2,340,773*	*2,161,111*	*2,523,119*

City & Borough of Wrangell Alaska
Power & Light Fund
Fiscal Year 2021

Account	Detail Description	Detail Rate	Detail Amount	Amount	Total Amount
Administration					
70000 201 6001	**Salaries**			100,182	
70000 201 6002	**Temporary Wages**			2,500	
7000 201 6003	**Hourly Wages**			47,230	
70000 201 6005	**Overtime**			533	
	Total Wages				**150,445**
70000 201 6101	**Employer Tax**			2,179	
70000 201 6102	**PERS Retirement**			32,509	
70000 201 6103	**SBS**			9,212	
70000 201 6210	**Employee Health Benefits**			44,260	
70000 201 6220	**Life Insurance**			200	
70000 201 6222	**Workers Compensation**			3,542	
	Total Personnel Benefits				**91,902**
70000 201 7001	**Materials & Supplies**		-		
	Office Supplies		2,500		
	Cleaning Supplies		2,000		
	Total Materials & Supplies				**4,500**
70000 201 7002	**Facility Repair & Maintenance**		-		
	Camera		1,000		
	Heat Pumps		2,000		
	Total Facility Repairs & Maintenance				**3,000**
70000 201 7100	**Uniform, gear & clothing allowance**		-		
	Clothing Allowence for PPE	1	400		
	Total Uniform, gear & clothing allowance				**400**
70000 201 7501	**Utilities**		-		
	Admin Building water sewer garbage	12	3,125	37,500	
	Total Utilities				**37,500**
70000 201 7502	**Phone & Internet**				
	AP&T Phone Service	12	235	2,820	
	GCI Internet	12	134	1,608	
	ATT Cell Phone	12	59	708	

City & Borough of Wrangell Alaska
Power & Light Fund
Fiscal Year 2021

Account	Detail Description	Detail Rate	Detail Amount	Total Amount	Amount
	Total Phone & Internet				**5,136**
70000 201 7503	**Information Technology**				
	Computer Services & Software Upgrades	1	1,640	1,640	
	Maintenance	1	1,440	1,440	
	Total Information Technology				**2,500**
70000 201 7505	**Travel Employee**		-	1,700	
	Travel, Lodging, Food, Car				
	Air, Lodging, Per Deim Cordova				
	Total Travel				**1,700**
70000 201 7506	**Publications & Advertising**		-		
	Publishing Ads, Announcements			800	
	Total Publications & Advertising				**800**
70000 201 7508	**Insurance**		-		
	Property				**58,266**
70000 201 7513	**Training Employee**		-		
	Electrify Alaska		107		**107**
70000 201 7515	**Permits, Inspections, Compliance**				
	Permits and OSHA compliant			1,200	**1,200**
70000 201 7540	**Auditing Services**			6,000	
	Portion of cost annual outside audit				**6,000**
70000 201 7603	**Charges from Finance**				
	Charges for software billing services		36,342		
	Credit Card Fees		29,283		
	Total Charges From Finance				**65,625**
70000 201 7622	**Garage Charges**		-	1,000	
	Truck Maintenance				**1,000**
70000 201 7629	**Charges from Capital Facilities**		-		
	Facility Maintenance Staff Time			5,000	**5,000**

City & Borough of Wrangell Alaska
Power & Light Fund
Fiscal Year 2021

Account	Detail Description	Detail Rate	Detail Amount	Amount	Total Amount
70000 201 7851	**PERS Termination Liability**		-	74,108	**74,108**
	SEAPA absorbing TBPA employees				
Total Administration					**509,189**
Generation					
70000 202 6003	**Hourly Wages**		-	92,353	
70000 202 6005	**Overtime**			8,136	
	Total Wages				**100,489**
70000 202 6101	**Employer Tax**		-	1,225	
70000 202 6102	**PERS Retirement**		-	25,354	
70000 202 6103	**SBS**		-	5,181	
70000 202 6210	**Employee Health Benefits**		-	8,731	
70000 202 6222	**Workers Compensation**		-	2,033	
	Total Personnel Benefits				**42,524**
70000 202 7001	**Materials & Supplies**		-		
	Filters and Gaskets			8,097	
	Total Materials & Supplies				**8,097**
70000 202 7002	**Facility Repair & Maintenance**		-	1,000	
	Total Distribution				
	Total Facility Repairs & Maintenance				**1,000**
70000 202 7009	**Equipment Repair & Maintenance**		-		
	General Equipment EMD Repair			1,400	
	Generator and Engine Parts				
	Total Equipment Repair & Repair Maintenance				**1,400**
70000 202 7016	**Fuel & Oil - Generation**			137,715	
	Diesel Fuel for Powerplant	55,000			
	Engine Oil for EMD Oil Changes				
	Total Fuel & Oil - Generation				**137,715**
70000 202 7017	**Fuel - Heating**		-	-	**-**
70000 202 7100	**Uniform, gear & clothing allowance**		-		
	Clothing Allowence			800	
	Total Uniform, gear & clothing allowance				**800**

City & Borough of Wrangell Alaska
Power & Light Fund
Fiscal Year 2021

Account		Detail Description	Detail Rate	Detail Amount	Amount	Total Amount
70000 202 7501	**Utilities**			-		
		Powerplant water sewer garbage and electricity			37,500	
	Total Utilities					**37,500**
70000 202 7505	**Travel**			-	-	
		Travel, Lodging, food Car				
	Travel Employee Travel					
70000 202 7510	**Engineering**			-		
		Annual Engineering Support			3,000	
	Total Engineering					**3,000**
70000 202 7513	**Training Employee**				-	
		Electrical Generation Training				
70000 202 7515	**Permits, Inspections & Compliance**					
		DEC EIA Generator emmisions permits			500	
	Total Permits, Inspections & Compliance					**500**
70000 202 7629	**Charges from Capital Facilities**			-		
		Facility Maintenance Staff Time		20,000		
	Total Charges from Capital Facilities					**20,000**
70000 202 7850	**Hydroelectric Power Purchases**			-	2,450,000	**2,450,000**
70000 202 7900	**Capital Equipment**			-		
		Install Fuel Centrifuge		10,000		
		Exhaust Fans for Generators		15,000		
		Black tart Green Generator		15,000		
	Total Capital Equipment					**40,000**
Total Generation						**2,843,025**
Disribution						
70000 203 6001	**Salaries**			-		
70000 203 6002	**Temporary Wages**			-	15,000	
70000 203 6003	**Hourly Wages**			-	225,802	
	Stand by Wages				40,560	
70000 203 6004	**Part Time Wages**			-		

City & Borough of Wrangell Alaska
Power & Light Fund
Fiscal Year 2021

Account	Detail Description	Detail Rate	Detail Amount	Amount	Total Amount
70000 203 6005	**Overtime**		-	15,619	
	Total Salaries & Wages				**296,981**
70000 203 6101	**Employer Tax**		-	4,089	
70000 203 6102	**PERS Retirement**		-	84,594	
70000 203 6103	**SBS**		-	17,285	
70000 203 6210	**Employee Health Benefits**		-	83,198	
70000 203 6222	**Workers Compensation**		-	6,783	
	Total Personnel Benefits				**195,949**
70000 203 7001	**Materials & Supplies**		-		
	Nordic Pads Insulators crossarms			12,250	
	sectionalized switches				
	Cut outs fuses hardware				
	Pole Brackets Guy wire anchors				
	Tools and special equipment				
	Total Materials & Supplies				**12,250**
70000 203 7009	**Equipment Repair & Maintenance**		-		
	Major Equipment Repair Digger			1,200	
	Chain Saw Repair				
	Total Equipment Repair & Maintenance				**1,200**
70000 203 7010	**Vehicle Maintenance**		-		
	Vehicle Repair and Maintence			4,000	
	Total Vehicle Maintenance				**4,000**
70000 203 7033	**Street lighting**		-		
	LED Street Light			1,200	
	LED Street Light				
	Photocells				
	Total Street lighting				**1,200**
70000 203 7100	**Uniform, Gear & Clothing Allowance**		-		
	Clothing Allowance	3.00	400	1,200	
	Total Uniform, Gear & Clothing Allowance				**1,200**
70000 203 7502	**Phone**		706		**706**
70000 2037505	**Travel Employee**		-		**-**

City & Borough of Wrangell Alaska
Power & Light Fund
Fiscal Year 2021

Account	Detail Description	Detail Rate	Detail Amount	Total Amount Amount
70000 2037513	**Training Employee**		-	**-**
70000 203 7515	**Permits, Inspections & Compliance**		3,100	**3,100**
	Glove and Hot Stick Testing			
70000 203 7519	**Professional Services Contractual**		-	**9,000**
70000 203 7622	**Charges from Garage**		9,000	**9,000**
70000 203 7910	**Utility Poles**		-	**-**
70000 203 7911	**Transformers**		-	**-**
70000 203 7912	**Electric Line**		-	**-**
70000 203 7913	**Meters**		5,100	**5,100**
	Total Distribution			**539,686**
Total Electric				**$ 3,891,900**

City & Borough of Wrangell Alaska
Harbors & Port Fund
Fiscal Year 2021

	Harbors	Service Center	Ports	Total
Revenue	992,971	307,585	153,688	1,454,244
Personnel Costs	170,976	128,444	92,003	391,422
Commodities	34,900	82,000	29,100	146,000
Contractual	325,466	133,954	82,206	541,626
Capital Expenses	-	-	-	-
Total Expenses	531,342	344,398	203,310	1,079,049
Net Revenue over Expenses	461,629	(36,812)	(49,622)	375,195
Transfer				
Net Revenue over Expenses & Transfers	$ 461,629	$ (36,812)	$ (49,622)	$ 375,195
Estimated Fund Balance, unrestricted- Beginning				1,727,417
Estimated Fund Balance, unresticted - Ending				2,102,612
30% working Capital				630,784
Available for Capital Improvement Projects,				1,471,829
Equipment, Debt Payments & Bond Payments				

		2018 Actual	2019 Actual	YTD Actual FY 2020	Approved Budget FY 2020	Budget Manager
Expenses						
Personnel						
74000 401 6001	Salaries	122,346	124,230	92,362	122,990	74,618
74000 401 6002	Temporary Wages	-	2,522	-	-	-
74000 401 6003	Hourly Wages	-	-	-	-	42,984
74000 401 6005	Overtime	(3,272)	1,628	5,890	-	-
74000 401 6100	Personnel Benefits	-	-	-	87,200	-
74000 401 6101	Employer Tax	1,570	1,839	1,324	-	2,829
74000 401 6102	PERS Retirement	(23,369)	35,038	21,205	-	25,872
74000 401 6103	SBS	7,208	7,569	5,820	-	7,209
74000 401 6210	Employee Health Benefits	50,566	53,923	38,302	-	30,843

74000 401 6220	Life Insurance	309	319	233	-	-
74000 401 6222	Workers Compensation	2,388	1,882	1,964	-	2,829
74000 401 6224	Unemployment	-	3,481	343	-	-
	Total Personnel	157,746	232,431	167,443	210,190	187,184
Commodiites						
74000 401 7001	Materials & Supplies	4,851	9,190	3,929	5,500	5,500
74000 401 7002	Facility Repair & Maintenance	1,033	9	331	20,000	10,000
74000 401 7010	Vehicle Maintenance	31,024	24,040	10,454	35,000	10,000
	Total Commodities	36,908	33,240	14,714	60,500	25,500
Contractual						
74000 401 7502	Phone/Internet	6,655	6,883	5,172	6,500	7,000
74000 401 7503	Information Technology	2,608	2,985	1,310	21,800	1,200
74000 401 7505	Travel	6,020	6,359	4,385	5,000	-
74000 401 7506	Publications & Advertising	2,840	3,793	824	6,000	3,300
74000 401 7507	Memberships & Dues	-	-	-	-	-
74000 401 7508	Insurance	5,427	53,888	11,671	32,737	22,263
74000 401 7509	Bank & Credit Card Fees	17,210	15,792	12,191	18,000	18,000
74000 401 7513	Training					1,950
74000 401 7519	Professional Services Contractual	503	-	190	-	4,000
74000 401 7540	Auditing Services	6,900	6,300	-	6,500	6,000
74000 401 7576	Promotional	6,653	11,231	9,628	11,500	11,500
74000 401 7603	Charges from Finance	24,000	28,664	16,000	25,000	26,636
74000 401 7621	Public Works Labor Charges	-	-	-	-	-
74000 401 7622	Charges from Garage	-	-	4,809	-	20,000
74000 401 7629	Charges from Capital Facilities	-	-	168	5,700	4,000
	Total Contractual	78,817	135,896	66,348	138,737	125,849
	Total Expenses	273,471	401,567	248,504	409,427	338,532
74000 401 7601	Charges to Harbors, Service Cneter,	(318,983)	(393,957)	-	(409,427)	(338,532)
Transfers		-	-	-	-	-
Total Revenue & Expenses		49,190	(7,732)	(185,029)	-	-

20% Port Allocation	67,706
30% Service Center Allocation	101,560
50% Harbor Allocation	169,266
	338,532

City & Borough of Wrangell Alaska
Harbors Administration Detail
Fiscal Year 2021

			Amount	Amount
74000 401 6001	Salaries		74,618	
74000 401 6002	Temporary Wages			
74000 401 6003	Hourly Wages		42,984	
74000 401 6005	Overtime			
	Total Salaries & Wages			**117,602**
74000 401 6101	Employer Tax		2,829	
74000 401 6102	PERS Retirement		25,872	
74000 401 6103	SBS		7,209	
74000 401 6210	Employee Health Benefits		30,843	
74000 401 6220	Life Insurance			
74000 401 6222	Workers Compensation		2,829	
74000 401 6224	Unemployment			
	Total Personnel Benefits			**69,582**
74000 401 7001	**Material & Supplies**			
	office supplies	3,300		
	cleaning supplies	600		
	restroom supplies	1,600		
	Total Material & Supplies			**5,500**
74000 401 7002	**Facility Maintenance & Repair**			
	Door & Hardware Replacements	5,000		
	deck painting	400		
	TBD	4,600		
	Total Facility Maintenance & Repair			**10,000**
74000 401 7010	**Vehicle Repair & Maintenance**			
	Loader	2,500		
	Boat lifts	5,000		
	Fuel, metal and misc.	2,500		
	Vehicle Repair & Maintenance			**10,000**

City & Borough of Wrangell Alaska
Harbors Administration Detail
Fiscal Year 2021

			Amount	Amount
74000 401 7502	**Phone & Internet**			
		Phone	3500	
		Internet	3500	
	Total Phone & Internet			**7,000**
74000 401 7503	**Information Technology**			
		software support	1,200	
		Marine Software	-	
		portion of IT person	-	
	Total Information Technology			**1,200**
74000 401 7505	**Travel**			
		Harbormaster Conference Air	-	
		Harbormaster Conference Hotel	-	
	Total Travel			**-**
74000 401 7506	**PUBLICATION EXPENSE**			
		Magazine adds	-	
		harbor/boatyard shirts	2,000	
		Wrangell Sentinel, chamber,derby etc	1,300	
	Total Publication Expense			**3,300**
74000 401 7513	**Training**			
		Online Clases	1200	
		Harbormaster Conference	-	
		CPR & First Aid	750	
	Total Training			**1,950**
74000 401 7576	**Promotions Expense**			
		Fish Expo- Booth, Air, Hotel, Van, Perdiem	5,500	
		Shipping, parking and misc		
		Seattle Boat Show - Booth, Air, Hotel, Van	6,000	
		Shipping, Perdiem, parking and misc		

City & Borough of Wrangell Alaska
Harbors Administration Detail
Fiscal Year 2021

			Amount	Amount
	Total Promotions Expense			**11,500**
74000 401 7508	**Insurance**			
	Liability	20,773		
	Vehicles	1,490		
	Total Insurance			**22,263**
74000 401 7509	**Bank & Credit Card Fees**		18,000	**18,000**
74000 401 7519	**Professional Services**			**4,000**
	Legal Services	4,000		
74000 401 7540	**Audit Expense**			
	audit expense			**6,000**
74000 401 7603	**Charges from Finance**			
	For administrative and finance work			**26,636**
74000 401 7622	**Charges from Garage**			**20,000**
	Trucks	20000		
74000 401 7629	**Charges from Capital Facilities**		4,000	**4,000**
	TOTAL			**$ 338,532**

City & Borough of Wrangell Alaska
Harbors
Fiscal Year 2021

		2018 Actual	2019 Actual	YTD Actual FY 2020	Approved Budget FY 2020	Budget Manager FY 2021
Revenue						
74010 000 4101	PERS On-behalf Revenue	-	-	-	$ 4,876	$ 6,837
74010 000 4190	Shared Fisheries Bus. Tax	-	10,376	-	-	10,000
74010 000 4191	Raw Fisheries Bus. Tax	314,455	307,405	284,469	284,469	250,000
74010 000 5200	Stall Rent	574,523	575,740	529,412	596,700	608,634
74010 000 5201	Meyers Chuck Moorage	2,351	4,321	2,088	5,000	4,500
74010 000 5202	Transient Moorage	167,902	126,913	57,402	170,000	80,000
74010 000 5203	Transient Electrical Fees	12,932	10,572	8,933	15,000	5,000
74010 000 5204	Hoist Revenue	3,478	312	-	5,000	-
74010 000 5205	Boat Launch Fees	6,915	9,805	6,575	7,000	7,000
74010 000 5207	Harbor Garbage Charges	-	1,435	5,868	-	5,000
74010 000 5208	Wait List Deposit	600	-	(1,125)	-	-
74010 000 5210	Penalties & Late Fees	17,720	18,162	6,645	8,000	8,000
74010 000 5224	Labor Charges	6,298	11,286	-	10,000	3,000
74010 000 5234	Material Sales	-	2,531	8,500	2,000	2,000
74010 000 5240	Storage	-	1,288		-	-
74010 000 5550	Interest Revenue	3,609	2,988	99,120	500	3,000
	Total Revenue	**1,110,783**	**1,083,134**	**1,007,887**	**1,108,545**	**992,971**
	Expenses					
Personnel						
74010 000 6001	Salaries					
74010 000 6002	Temporary Wages	26,201	30,912	21,908	26,000	26,259
74010 000 6003	Hourly Wages	106,656	99,099	74,179	101,000	85,466
74010 000 6005	Overtime	6,554	7,032	4,232	5,000	5,654
74010 000 6100	Personnel Benefits	-	-	-	60,000	

City & Borough of Wrangell Alaska
Harbors
Fiscal Year 2021

		2018 Actual	2019 Actual	YTD Actual FY 2020	Approved Budget FY 2020	Budget Manager FY 2021
74010 000 6101	Employer Tax	3,992	4,091	2,988	-	1,620
74010 000 6102	PERS Retirement	23,445	17,641	16,189	-	25,640
74010 000 6103	SBS	6,542	6,270	4,747	-	6,849
74010 000 6210	Employee Health Benefits	20,024	13,738	14,140	-	16,505
74010 000 6220	Life Insurance	334	334	312	-	296
74010 000 6222	Workers Compensation	4,037	2,889	2,039	-	2,687
74010 000 6224	Unemployment	(578)	-	-	-	
	Total Personnel	**197,207**	**182,006**	**140,733**	**192,000**	**170,976**
Commodities						
74010 000 7001	Materials & Supplies	9,694	14,236	3,412	4,500	4000
74010 000 7002	Facility Repair & Maintenance	15,616	19,503	22,844	47,000	20000
74010 000 7008	Non-capital Equipment	-	-	477	4,850	
74010 000 7009	Equipment Repair & Maintenance	(665)	4,738		3,000	3000
74010 000 7010	Vehicle Maintenance	10,196	1,452	1,902	-	
74010 000 7011	Equipment Rental Expense	-	-	-	4,583	
74010 000 7011 Rental Expense (parking lot)						3700
74010 000 7015	Fuel - Automotive	421	1,386	1,150	1,500	1500
74010 000 7017	Fuel & Oil - Heating	354	-	-	-	
74010 000 7100	Uniform, gear & clothing allowance	1,889	2,165	1,401	3,700	2700
74010 000 7110	Fire Prevention & Education	-	-	-	-	
74010 000 7113	Fire Substation Expenses	745	520	4,986	-	
	Total Commodities	**38,251**	**44,001**	**36,173**	**69,133**	**34,900**
Contractual						
74010 000 7501	Utilities	101,334	67,682	56,891	110,000	110000
74010 000 7505	Travel	-	565	-	2,000	0
74010 000 7506	Publications & Advertising	-	410	-	-	
74010 000 7601	Charges from Harbor Administration	159,491	196,978	-	204,714	169,266
74010 000 7621	Public Works Labor Charges	4,125	-	-	1,000	

City & Borough of Wrangell Alaska
Harbors
Fiscal Year 2021

		2018 Actual	2019 Actual	YTD Actual FY 2020	Approved Budget FY 2020	Budget Manager FY 2021
74010 000 7860	Derelict vessel disposal	-	(1,200)	720	3,000	5000
74010 000 7861	Harbor Hoist Expenditures	1,962	9,510	1,846	39,200	39200
74010 000 7862	Meyers Chuck Expenditures	-	-	-	-	2000
	Total Contractual	**266,913**	**273,945**	**59,457**	**359,914**	**325,466**
Capital Equipment						
74010 000 7900	Capital Expenditures	46,289	11,184	17,899	100,000	0
74010 000 7980	Bad Debt Expense	83,507	-	-	-	
	Total Capital Equipment	**129,796**	**11,184**	**17,899**	**100,000**	**-**
	Total Expenses	**632,167**	**511,136**	**254,261**	**721,047**	**531,342**
Transfers						
74010 000 8974	Transfer to Other Port & Harbor Fund	(53,157)	(1,653,183)	(68,154)	(68,154)	
74010 000 8990	Transfer to Capital Project Fund	63,996	-	-	-	
	Total Transfers	10,839	(1,653,183)	(68,154)	(68,154)	-
	Total Revenue & Expenses	**$ 467,777**	**$ 2,225,181**	**$ 821,780**	**$ 455,652**	**$ 461,629**

City & Borough of Wrangell Alaska
Harbors Detail
Fiscal Year 2021

			Amount	Total Amount
74010 000 6001	Salaries			
74010 000 6002	Temporary Wages		26,259	
74010 000 6003	Hourly Wages		85,466	
74010 000 6004	Part Time Wages			
74010 000 6005	Overtime		5,654	
	Total Salaries & Wages			**117,379**
74010 000 6101	Employer Tax		1,620	
74010 000 6102	PERS Retirement		25,640	
74010 000 6103	SBS		6,849	
74010 000 6210	Employee Health Benefits		16,505	
74010 000 6220	Life Insurance		296	
74010 000 6222	Workers Compensation		2,687	
74010 000 6224	Unemployment			
	Total Personnel Benefits			**53,597**
74010 000 7001	Materials & Supplies			
	Hardware, locks, fasteners, nails	2,000		
	restroom supplies	2,000		
	Total Materials & Supplies			**4,000**
74010 000 7002	Facility Repairs & Maintenance			
	Lumber, concrete, electrical	6,000		
	hardware, paint, plumbing parts	5,500		
	contractors/ rock	5,000		
	Signage	3,500		
	Total Facility Repairs & Maintenance			**20,000**
74010 000 7009	Equipment Repair & Repair Maintenance			
	Recertification of dry-chem fire exting	1,000		
	Contingency repair needs	2,000		

	Total Equipment Repair & Repair Maintenance		**3,000**
74010 000 7011	**Rental Expense (parking lot)**		**3,700**
	Parking lot rent from Roger Purdy	3,700	
74010 000 7015	**Gas, Lube & Oil**		**1,500**
	Boat gas, oil and lube for pumps, saws	1,500	
	4 wheelers etc		
74010 000 7100	**Clothing Allowance & PPE**		
	Clothing allowance	800	
	Harbor attire as uniform	1,500	
	Misc. PPE	400	
	Total Clothing Allowance & PPE		**2,700**
74010 000 7501	**Utilities**		
	Electrical	40,000	
	Garbage	42,000	
	Sewer	500	
	Water	27,500	
	Total Utilities		**110,000**
74010 000 7601	**Allocated Administration**		
	Covers harbor's part of the office operation	169,266	**169,266**
74010 000 7860	**Derelict vessel disposal**		**5,000**
		5,000	
74010 000 7861	**HOIST EXPENDITURES**		
	Re certification	1,821	
	New Hoist operating system	35,000	
	Wire, oil, hoses, repairs	1,179	
	Hoist system annual support	1,200	
	Total HOIST EXPENDITURES		**39,200**
74010 000 7862	**Meyers Chuck Expenditures**		**2000**
	TOTAL		**$ 531,342**

City & Borough of Wrangell Alaska
Marine Service Center
Fiscal Year 2021

		2018 Actual	2019 Actual	YTD Actual FY 2020	Approved Budget FY 2020	Budget Manager FY 2021
Revenue						
74030 000 4101	PERS On-behalf Revenue	-	-	-	3,100	5,785
74030 000 4974	Transfer from Port & Harbors	468,344	-	-	-	-
74030 000 5224	Labor Charges	-	6,628	850	-	-
74030 000 5250	Travel Lift Fees	199,161	178,457	85,915	190,000	90,000
74030 000 5251	Environmental Fees	4,110	4,020	1,845	4,000	4,000
74030 000 5253	Long-term Storage	55,220	63,711	67,521	63,000	64,000
74030 000 5254	Work-area Storage	115,449	79,875	67,825	85,000	80,000
74030 000 5255	Electric Revenue	15,514	15,130	9,350	14,000	12,000
74030 000 5256	Yard Leases	54,789	42,994	27,198	47,075	47,800
74030 000 5259	Mobile Boat Lift Deposit	100	4,443	-	4,000	4,000
74030 000 5550	Interest Revenue	-	-	-	1,500	-
	Total Revenue	912,687	395,258	260,504	411,675	307,585
Expenses		-	-	-	-	-
Personnel						
74030 000 6001	Wages					-
74030 000 6002	Temporary Wages	2,944	-	-	5,000	-
74030 000 6003	Hourly Wages	60,460	66,420	53,426	64,000	70,481
74030 000 6004	Part Time Wages	-	-	-	-	-
74030 000 6005	Overtime	5,241	4,537	1,453	5,000	1,834
74030 000 6010	Vacation expense	5,910	-	1,500	-	-
74030 000 6100	Personnel Benefits	-	-	-	57,500	-
74030 000 6101	Employer Tax	1,385	947	778	-	381
74030 000 6102	PERS Retirement	13,888	14,957	12,101	-	21,695
74030 000 6103	SBS	4,390	4,207	3,465	-	4,433
74030 000 6210	Employee Health Benefits	27,781	30,347	25,791	-	27,733
74030 000 6220	Life Insurance	140	167	151	-	148
74030 000 6222	Workers Compensation	1,955	1,419	1,114	-	1,739
	Total Personnel	124,093	123,001	99,780	131,500	128,444

Commodities						
74030 000 7001	Materials & Supplies	8,366	4,869	4,479	11,000	10,000
74030 000 7002	Facility Repair & Maintenance	11,678	8,029	6,351	15,500	25,000
74030 000 7009	Equipment Repair & Maint.	-	17,071	16,153	30,000	40,000
74030 000 7010	Vehicle Maintenance	16,250	9,055	230	-	-
74030 000 7015	Fuel - Automotive	4,646	4,343	2,886	7,000	7,000
	Total Commodities	**40,940**	**43,368**	**30,099**	**63,500**	**82,000**
Contractual						
74030 000 7501	Utilities	19,801	13,589	12,002	20,000	16,000
74030 000 7507	Memberships & Dues	-	-	-	750	750
74030 000 7508	Insurance	27,643	-	-	-	3,644
74030 000 7601	Charges from Administration	63,797	78,791	-	81,885	101,560
74030 000 7804	Interfund Loan Repayment	-	-	-	-	7,000
74030 000 7860	Derelict vessel disposal	-	1,200	-	-	5,000
	Total Contractual	**111,240**	**93,580**	**12,002**	**102,635**	**133,954**
Capital						
74030 000 7900	Capital Expenditures	8,497	-	-	-	-
Total Capital Expenses		**8,497**	**-**	**-**	**-**	**-**
Total Expenses		**284,770**	**259,949**	**141,881**	**297,635**	**344,398**
Transfers						
74030 000 8974	Transfer to Other Port & Harbor Fund	-	-	-	(50,000)	-
Total Transfers		-	-	-	(50,000)	-
Total Revenue & Expenses		$ 627,916	$ 135,308	$ 118,623	$ 164,040	$ (36,812)

City & Borough of Wrangell Alaska
Marine Service Center Detail
Fiscal Year 2021

			Amount	Total Amount
74030 000 6001	Salaries		-	
74030 000 6002	Temporary Wages		-	
74030 000 6003	Hourly Wages		70,481	
74030 000 6004	Part Time Wages		-	
74030 000 6005	Overtime		1,834	
	Total Salaries & Wages			**72,316**
74030 000 6101	Employer Tax		381	
74030 000 6102	PERS Retirement		21,695	
74030 000 6103	SBS		4,433	
74030 000 6210	Employee Health Benefits		27,733	
74030 000 6220	Life Insurance		148	
74030 000 6222	Workers Compensation		1,739	
	Total Ppersonnel Benefits			**56,128**
74030 000 7001	**Materials & Supplies**			
	Restroom Cleaning Supplies	4000		
	Blocking	4000		
	Misc Supplies	2000		
	Total Materials & Supplies			**10,000**
74030 000 7002	**Facility Repairs & Supplies**			
	Rock	7,000		
	Concrete Repair	5,000		
	Utility Repair	5,000		
	Restrooms	3,000		
	Flitration System & Building	5,000		

City & Borough of Wrangell Alaska
Marine Service Center Detail
Fiscal Year 2021

						Amount	Total Amount
	Total Facility Repirs & Supplies						**25,000**
74030 000 7010	**EQUIPMENT REPAIR & MAINT**						
		Straps	10	2000	20,000		
		Inspections	2	5000	10,000		
		300 Ton Lift Cable			10,000		
	Total Equipment Repairs & Supplies						**40,000**
74030 000 7015	**Fuel & Oil**				7,000		**7,000**
74030 000 7501	**Utilities**						
		Electrical			9,000		
		Water			3,000		
		Garbage			4,000		
	Total Utilites						**16,000**
74030 000 7508	**Insurance**						
		Travel lift			3644		
	Total Insurance						**3644**
74030 000 7507	Memberships & Dues				750		
		UFA Membership					
	Total Memberships & Dues						**750**
74030 000 7508	**Paid from Harbor Administration budget**				101,560		**101,560**
74030 000 7804	**PORT DEV. FEE LOAN RETURN**						
		50 % of Port Development Fee to pay back for			7,000		**7,000**
		the free standing north dolphin					
74030 000 7860	**Derelict vessel disposal**						**5,000**
					5,000		
74020 000 7900	**Capital Equipment**						
		Total					**$ 344,398**

City & Borough of Wrangell Alaska
Port Fund
Fiscal Year 2021

		2018 Actual	2019 Actual	YTD Actual FY 2020	Approved Budget FY 2020	Budget Manager FY 2021
Revenue						
74020 000 4101	PERS On-behalf Revenue	-	-	-	2,090	4,688
74020 000 5224	Labor Charges	13,044	7,140	118,701	6,900	-
74020 000 5240	Storage	101,297	81,644	45,211	100,000	60,000
74020 000 5241	Wharf age	31,438	36,409	34,709	50,000	45,000
74020 000 5242	Dockage	69,043	76,582	62,230	68,000	30,000
74020 000 5243	Port Development Fees	33,694	45,495	43,884	52,000	14,000
74020 000 5244	Port Transient Fees	247	-	-	500	-
74020 000 5245	Cruise Garbage & Water Charges	2,840	1,668	-	-	-
74020 000 5249	Port Miscellaneous Revenue	(1,732)	64	-	-	-
74020 000 5550	Interest Revenue	-	-	-	2,500	-
Total Revenue		249,971	248,902	304,734	281,990	153,688
Expenses						
Personnel						
74020 000 6001	Salaries					
74020 000 6002	Temporary Wages	11,229	13,248	9,389	4,600	
74020 000 6003	Hourly Wages	45,710	44,600	35,149	43,000	56,986
74020 000 6004	Part Time Wages	-	-	-	-	
74020 000 6005	Overtime	2,808	3,014	1,918	4,300	1,612
74020 000 6100	Personnel Benefits	-	-	-	27,500	
74020 000 6101	Employer Tax	1,711	1,784	1,334	-	850
74020 000 6102	PERS Retirement	9,445	7,561	7,033	-	17,579
74020 000 6103	SBS	2,748	2,818	2,267	-	4,688
74020 000 6210	Employee Health Benefits	6,898	6,636	6,682	-	8,731
74020 000 6220	Life Insurance	145	130	123	-	148
74020 000 6222	Workers Compensation	1,730	1,238	946	-	1,410
74020 000 6224	Unemployment	4,703	556	-	-	-
Total Personnel		87,128	81,586	59,488	79,400	92,003

Commodities						
74020 000 7001	Materials & Supplies	3,730	2,270	663	3,000	3,000
74020 000 7002	Facility Repair & Maintenance	10,877	4,408	7,285	20,000	20,000
74020 000 7009	Equipment Repair & Maintenance	(688)	411	1,363	3,000	3,000
74020 000 7010	Vehicle Maintenance	1,188	23	-		
74020 000 7015	Gas, Lub & Oil					1,500
74020 0007100	Clothing Allowance					1,600
Total Commodities		15,106	7,111	9,312	26,000	29,100
Contractual						
74020 000 7501	Utilities	7,161	5,858	4,635	9,000	7,500
74020 000 7508	Insurance	14,538	-	-	-	
74020 000 7601	Charges from Harbor Administration	95,695	118,187	-	122,828	67,706
74020 000 7804	Interfund Loan Repayment	-	15,593	-	26,000	7,000
Total Contractual		117,394	139,638	4,635	157,828	82,206
74020 000 7900	Capital Expenditures	-	-	1,565	-	-
Total Capital Expenses		-	-	1,565	-	-
Total Expenses		219,628	228,335	75,000	263,228	203,310
Transfers		-	-	-	-	
74020 000 4974	Transfer from Port & Harbors	503,175	-	-	-	-
Total Revenue & Expenses		533,517	20,567	229,735	18,762	(49,622)

City & Borough of Wrangell Alaska
Port Fund Detail
Fiscal Year 2021

Item a.

			Amount	Total Amount
74020 000 6001	Salaries			
74020 000 6002	Temporary Wages			
74020 000 6003	Hourly Wages		$ 56,986	
74020 000 6004	Part Time Wages			
74020 000 6005	Overtime		1,612	
74020 000 6000	Total Salaries & Wages			**$ 58,598**
74020 000 6101	Employer Tax		850	
74020 000 6102	PERS Retirement		17,579	
74020 000 6103	SBS		4,688	
74020 000 6210	Employee Health Benefits		8,731	
74020 000 6220	Life Insurance		148	
74020 000 6222	Workers Compensation		1,410	
	Total Personnel Benefits			**33,405**
74020 000 7001	Materials & Supplies			
	Lumber	2,000		
	Fastners, hardware, signs, etc	1,000		
	Total Materials & Supplies			**3,000**
74020 000 7002	Facility Repair & Maintenance			
	Summer floats	2,000		
	Crushed rock and contractor	12,000		
	Barge ramp facility	4,000		
	misc	2,000		
	Total Facility Repair & Maintenance			**20,000**
74020 000 7010	EQUIPMENT REPAIR & MAINT			
	Hand tool repair and maintenance, dock lights, saws etc	3,000		
	Total Equipment Repair & Maintenance			**3,000**
74010 000 7015	Gas & Lube			
	Boat gas, oil and lube for pumps, saws 4 wheelers etc	1,500		
	Total Gas, Fuel & Lube			**1,500**

74010 000 7100	CLOTHING ALLOWANCE & PPE		
	Clothing allowance	400	
	Harbor attire as uniform	1,000	
	Misc. PPE	200	
	Total Clothing Allowance & PPE		**1,600**
74020 000 7501	Utilities		
	Electrical	2,500	
	Water	2,000	
	Garbage	3,000	
	Total Utilities		**7,500**
74020 000 7804	PORT DEV. FEE LOAN RETURN		
	50 % of Port Development Fee to pay back for the free standing north dolphin	7,000	
	Total Port Dev Fee Loan		**7,000**
74020 000 7601	ALLOCATED ADMINISTRATION		
	Portion of office	67,706	**67,706**
74020 000 7900	CAPITAL		
		TOTAL	**$ 203,310**

City & Borough of Wrangell Alaska
Water Fund
Fiscal Year 2021

	2018 Actual	2019 Actual	YTD Actual FY 2020	Approved Budget FY 2020	Budget Manager FY 2021
Revenue & Expenses	-	-	-	-	
Revenue					
72000 300 4101 PERS On-behalf Revenue	3,751	-	-	13,500	9,776
72000 300 4101 17 00000 PERS On-behalf Revenue	-	-	-	-	
72000 300 4972 Transfer from Water Fund	-	-	-	25,031	
72000 300 5110 Water Sales	697,253	688,836	647,886	748,800	585,000
72000 300 5118 Labor Charges	8,572	7,781	2,850	9,000	5,000
72000 300 5130 Equipment Rental	-	-	-	-	
72000 300 5131 Hydrant Rent	39,750	-	-	-	
72000 300 5134 Material Sales	-	721	294	-	
72000 300 5149 Other Revenues	350	-	-	500	
72000 300 5550 Interest Revenue	327	211	-	6,000	
72000 300 5590 State of Alaska Grant Revenue	-	171,723	-	-	
Total Revenue	**750,003**	**869,273**	**651,030**	**802,831**	**599,776**
Administration					
72000 301 7508 Insurance	7,423	3,262	6,454	2,569	8,968
72000 301 7509 Bank & Credit Card Fees	1,981	7,333	-	5,000	8,000
72000 301 7540 Auditing Services	3,650	3,750	-	3,750	6,000
72000 301 7603 Charges from Finance	23,000	26,944	21,087	23,500	41,674
72000 301 7802 Revenue Bond Principal	-	(2,475)	-	3,104	
72000 301 7803 Revenue Bond Interest	14,057	14,627	1,623	-	3,334
Total Administration	**50,110**	**53,441**	**29,164**	**37,923**	**67,976**
Water Treatment Plant					
Personnel					
72000 302 6001 Salaries					
72000 302 6002 Temporary Wages	32,107	23,280	32,005	-	25,000
72000 302 6003 Hourly Wages	69,560	94,039	93,580	125,025	102,197
72000 302 6004 Part Time Wages	-	-	-	-	
72000 302 6005 Overtime	17,887	19,084	14,093	20,000	20,000
72000 302 6100 Personnel Benefits	-	-	-	98,000	
00 302 6101 Employer Tax	3,757	3,538	4,045	-	2,134
00 302 6102 PERS Retirement	5,526	29,473	23,118	-	36,659

72000 302 6103	SBS	5,062	6,820	6,516	-	9,023
72000 302 6210	Employee Health Benefits	17,559	23,958	26,300	-	24,295
72000 302 6220	Life Insurance	162	198	220	-	222
72000 302 6222	Workers Compensation	2,560	1,958	2,170	-	2,750
72000 302 6224	Unemployment	2,550	1,230	-	-	
	Total Personnel	**156,730**	**203,578**	**170,154**	**243,025**	**222,281**
Commodities						
72000 302 7001	Materials & Supplies	12,302	14,404	8,898	13,000	10,000
72000 302 7002	Facility Repair & Maintenance	20,009	50,482	36,249	42,000	20,000
72000 302 7004	Postage & Shipping	-	-	-	-	
72000 302 7009	Equipment Repair & Maintenance	-	256	-	8,000	21,000
72000 302 7010	Vehicle Maintenance	20,619	12,555	7,085	5,000	5,000
72000 302 7011	Equipment Rental Expense	-	695	-	-	
72000 302 7021	Water Treatment Chemicals	17,565	21,197	25,958	22,000	32,000
72000 302 7025	Distribution System Maintenance	991	-	24	-	
72000 302 7100	Uniform, Gear & Clothing Allowance	155	200	-	1,050	2,050
	Total Commodities	**71,640**	**99,789**	**78,214**	**91,050**	**90,050**
Contractual						
72000 302 7501	Utilities	124,268	109,237	91,421	115,000	110,000
72000 302 7502	Phone/Internet	1,154	1,628	2,671	1,200	3,396
72000 302 7505	Travel	1,801	2,396	3,245	2,000	-
72000 302 7506	Publications & Advertising	3,039	162	-	1,000	500
72000 302 7513	Training	-	-	-	-	310
72000 302 7515	Permits, Inspections & Compliance	16,697	11,621	17,543	13,000	16,000
72000 302 7519	Professional Services Contractual	49,175	12,007	-	25,000	25,000
72000 302 7621	Public Works Labor Charges	17,565	6,479	12,060	-	
72000 302 7622	Charges from Garage	-	-	1,004	-	5,000
72000 302 7629	Charges from Capital Facilities	-	6,115	216	5,700	2,500
72000 302 7900	Capital Expenditures	66,190	4,294	-	85,000	
	Total Contracutal	**279,889**	**153,939**	**128,160**	**247,900**	**162,706**
Distribution						
72000 303 7025	Distribution System Maintenance	30,278	42,322	21,618	45,000	44,550
72000 303 7519	Professional Services Contractual			-	25,000	
72000 303 7621	Public Works Labor Charges	78,474	67,409	64,218	90,000	61,750
72000 303 7629	Charges from Capital Facilities	-	1,255	-	-	
72000 303 7900	Capital Expenditures	-	-	93,646	-	
	Total Contractual	108,752	110,986	179,482	160,000	106,300
	Total Expenses	**667,121**	**621,732**	**585,174**	**779,898**	**649,313**

Transfers					
72000 303 8900 Transfer to Other Fund, Miscellaenous	-	-	-	-	-
Total Transfers	-	-	-	-	
Total Revenue & Expenses	$ 82,882	$ 247,541	$ 65,856	$ 22,933	$ (49,537)
Estimated Fund Balance - Beginning				729,217	$ 752,150
Estimated Fund Balance - Ending		729,217		752,150	$ 702,613
30% working Capital					$ 210,784
Available for Capital Improvement Projects, Equipment, Debt Payments & Bond Payments					$ 491,829

City & Borough of Wrangell Alaska
Water Fund Detail
Fiscal Year 2021

Account	Detail Description	Quanity Each or Hours	Detail Rate	Detail Amount	Amount
72000 301 7508	Insurance				**8968**
72000 301 7509	Bank & Credit Card Fees				**8,000**
72000 301 7501	Charges from Finance				**41,674**
	Charges for software billing services			36342	
	Credit Card Fees			5332	
72000 301 7802	Revenue Bond Principal				**3,334**
72000 301 7540	Auditing Services				**6,000**
72000 302 6002	Temporary Wages			25,000	
72000 302 6003	Hourly Wages			102,197	
72000 302 6005	Overtime			20,000	
	Total Wages				**147,197**
72000 302 6101	Employer Tax			2,134	
72000 302 6102	PERS Retirement			36,659	
72000 302 6103	SBS			9,023	
72000 302 6210	Employee Health Benefits			24,295	
72000 302 6220	Life Insurance			222	
72000 302 6222	Workers Compensation			2,750	
	Total Personnel Benefits				**75,084**
72000 302 7001	**Materials & Supplies**				
	Office Products		500.00		
	Cleaning supplies		4,500.00		
	Lab supplies		5,000.00		
	Total Materials & Supplies				**10,000**
72000 302 7002	**Facility Repair & Maintenance**				
	Materials and parts to maintain WTP buildings		20,000		
	Total Facility Repair & Maintenance				**20,000**
72000 302 7009	**Equipment Repair & Maintenance**				

Account	Detail Description	Quanity Each or Hours	Detail Rate	Detail Amount	Amount
	Fuel and garage expense to repair and maintain chainsaws, weed eaters, four wheeler, motorized wheel barrow and snowplow		1,000		
	10 spare mini septs & 1 spare reactor		20,000		
	Total Equipment Repair & Maintenance				**21,000**
72000 302 7010	Vehicle Maintenance			5,000	
	Parts and fuel for all WTP vehicles				
	Total Vehicle Maintenance				**5000**
72000 302 7021	Water Treatment Chemicals				
	Salt		5,000		
	Sodium Hydroxide		27,000		
	Chlorine				
	Total Water Treatment Chemicals				**32,000**
72000 302 7100	Uniform, gear & clothing allowance				
	Clothing allowance	1.5	400	600.00	
	Hi vis raingear	1.5	300	450.00	
	Misc. PPE	1	1,000	1,000.00	
	Total Uniform, gear & clothing allowance				**2,050**
72000 302 7501	Utilities				**110,000**
72000 302 7502	Phone & Internet				
	Phone	12	58.00		
	Internet (SCADA)	12	225.00		
	Total Phone & Internet				**3,396**
72000 302 7505	Travel				
72000 302 7506	Publications & Advertising				
	Local notices			500	
	Total Publications & Advertising				**500**
72000 302 7510	Engineering				
	Dam Inspections & Misc. Engineering				
	Total Engineering				**25,000**
72000 302 7515	Permits, Inspections & Compliance			16,000	
	Water Compliance testing				
	Total Permits, Inspections & Compliance				**16000**

Account	Detail Description	Quanity Each or Hours	Detail Rate	Detail Amount	Amount
72000 302 7629	Charges from Garage			5,000	**5,000**
72000 302 7629	Charges from Capital Facilities				**2,500**
				2,500	
72000 303 7513	Training				
	J Rooney CEU	1	310.00		**310**
72000 303 7025	Distribution System Maintenance				
	10" HDPE	200	25	5,000	
	Misc Valves	1	15,000	15,000	
	6" HDPE	300	10	3,000	
	Main Valves	10	1,000	10,000	
	12" Clamps	8	700	5,600	
	10" Clamps	7	600	4,200	
	6" Clamps	5	350	1,750	
	Total Distribution System Maintenance				**44,550**
72000 303 7621	Public Works Labor Charges	950	65.00	61,750	**61,750**
	Hours logged by PW to repair and maintain distrubution system				
		Total			**$ 649,313**

City & Borough of Wrangell Alaska
Wastewater Fund
Fiscal Year 2021

	2018 Actual	2019 Actual	YTD Actual FY 2020	Approved Budget FY 2020	Budget Manager FY 2021
Revenue					
76000 500 4101 PERS On-behalf Revenue	6,573	-	-	3,000	8,557
76000 500 4101 17 00000 PERS On-behalf Revenue	-	-	-	-	
76000 500 5301 User Fees	593,042	595,976	546,103	590,000	585,000
76000 500 5318 Connection Fees (Labor)	1,100	1,500	-	1,000	1,500
76000 500 5334 Material Sales	-	42	-	-	
Total Revenue	600,715	597,518	546,103	594,000	595,057
Admin					
76000 501 7540 Auditing Services				5,800	6,000
76000 501 7802 Revenue Bond Payment				3,246	3,246
76000 501 7603 Charges from Finance	-	-	19,250	21,000	36,342
76000 502 7508 Insurance	-	-	5,254	2,627	6,714
76000 502 7509 Credit Card Fees				5,000	8,800
Total Admin	**-**	**-**	**24,504**	**37,673**	**61,102**
Personnel					
76000 502 6000 Salaries & Wages	118,108	129,712	114,377	135,010	111,959
76000 502 6100 Personnel Benefits	38,731	66,359	53,853	70,780	55,704
Total Personnel	**156,840**	**196,071**	**168,230**	**205,790**	**167,663**
Commodities					
76000 502 7001 Materials & Supplies	6,354	8,056	12,045	8,000	6,537
76000 502 7002 Facility Repair & Maintenance	7,606	9,369	3,581	12,000	5,500
76000 502 7010 Vehicle Maintenance	10,838	4,659	2,158	5,000	4,000
76000 502 7015 Fuel & Oil - Automotive	-	200	-	1,200	600
76000 502 7100 Uniform,Gear & Clothing Allowance	481	373	182	1,100	1,050
Total Commodities	**25,278**	**22,657**	**17,966**	**27,300**	**17,687**
Contractual					
76000 502 7501 Utilities	57,578	53,868	48,630	60,000	60,000
76000 502 7502 Phone/Internet	5,009	6,378	2,756	6,800	5,040
76000 502 7503 Information Technology	-	-	-	-	
76000 502 7505 Travel	1,022	2,538	392	3,000	-
76000 502 7513 Training	-	-	-	-	-
76000 502 7515 Permits, Inspections & Compliance	7,460	19,771	13,998	15,600	12,000
76000 502 7519 Professional Services Contractual	-	-	-	25,000	
76000 502 7621 Public Works Labor Charges	3,385	926	-	-	2,925
76000 502 7622 Charges from Garage	-	-	1,815	-	5,000
76000 502 7629 Charges from Capital Facilities	-	226	213	5,700	4,000
76000 502 7900 Capital Expenditures	8,759	-	-	-	15,000
					103,965

76000 503 7010 Vehicle Maintenance & Repair	-	-	-	-	-
76000 503 7025 Collection System Maintenance	13,271	37,290	30,715	36,000	36,000
76000 503 7501 Utilities	-	-	-	-	
76000 503 7621 Public Works Labor Charges	20,910	18,261	12,079	30,000	19,500
76000 503 7629 Charges from Capital Facilities	-	237	-	-	
Total Contractual	**117,394**	**139,496**	**110,598**	**182,100**	**55,500**
76000 503 7900 Capital Expenditures	5,100	-	-	-	26,000
Total Capital	**5,100**	**-**	**-**	**-**	**26,000**
Total Expenses	**304,612**	**358,224**	**296,794**	**415,190**	**431,917**
Transfers					
76000 502 8900 Transfer to Other Fund, Miscellaneous	-	-	-	(180,000)	
Total Transfers	-	-	-	(180,000)	
Total Revenue & Expenses	$ 296,103	$ 239,294	$ 249,309	$ 358,810	$ 163,140
Estimated Fund Balance - Beginning			881,214	881,214	1,241,524
Estimated Fund Balance - Ending				1,240,024	1,404,664
30% working Capital				496,010	421,399
Available for Capital Improvement Projects, Equipment, Debt Payments & Bond Payments				744,014	983,265

City & Borough of Wrangell Alaska
Wastewater Fund Detail
Fiscal Year 2021

Account	Detail Description	Quanity Each or Hours	Detail Rate	Detail Amount	Amount
76000 501 7540	**Auditing Services**				**6,000**
76000 501 7802	**Revenue Bond Principal**				**3,246**
76000 501 7603	**Charges from Finance**				**36,342**
	Charges for software billing services			36,342	
76000 501 7609	**Credit Card Fees**				**8,800**
76000 501 7508	**Insurance**				**6,714**
76000 502 6003	**Hourly Wages**			103,661	
76000 502 6005	**Overtime**			8,298	
	Total Wages				**111,959**
76000 502 6101	**Employer Tax**			1,551	
76000 502 6102	**PERS Retirement**			32,088	
76000 502 6103	**SBS**			6,557	
76000 502 6210	**Employee Health Benefits**			13,097	
76000 502 6220	**Life Insurance**			222	
76000 502 6222	**Workers Compensation**			2,190	
76000 502 7001	**Total Personnel Benefits**				**55,704**
	Materials & Supplies				
	Cleaning supplies for office, workshop				
	Gas for pressure washers, weed eaters				
	Misc. hand and power tools, grinding wheels, drill bits				
	Office & Lab supplies				
	Total Materials & Supplies				**6,537**
76000 502 7002	**Facility Repair & Maintenance**				
	Materials and supplies to maintain WWT building				
	Materials and Supplies for lagoon maintenance				
	Parts to repair all mechanical equipment at WWT plant				
	Total Facility Repair & Maintenance				**5,500**
76000 502 7010	**Vehicle Maintenance**				

Account	Detail Description	Quanity Each or Hours	Detail Rate	Detail Amount	Amount
	Maintenance, repair and fuel for WWTP truck				
	Maintenance and repair of other equipment (chainsaws, weed eaters, pressure washers)				
	Total Vehicle Maintenance				**4,000**
76000 502 7016	**Fuel - Generation**				
	Fuel for 3 standby generators	3.00	200		
	Total Fuel - Generation				**600**
76000 502 7100	**Uniform, gear & clothing allowance**				
	Clothing allowance	1.50	400	600.00	
	Hi Vis Rain gear	1.50	300	450.00	
	Total Uniform, gear & clothing allowance				**1,050**
76000 502 7501	**Utilities**				**60,000**
76000 502 7502	**Phone & Internet**				
	Phone	12.00	110	1,320.00	
	Cell Phone (2 phones)	12.00	230	2,760.00	
	Internet	12.00	80	960.00	
	Total Phone & Internet				**5,040**
76000 502 7515	**Permits, Inspections & Compliance**				
	Compliance testing				
	Total Permits, Inspections & Compliance				**12,000**
76000 502 7621	**Public Works Labor Charges**				
	Labor for removing duck weed	35.00	$ 65	2,275.00	
	Labor for building ramp for dewatering tanks	10.00	$ 65	650.00	
	Total Public Works Labor Charges				**2,925**
76000 502 7622	**Charges from Garage**				
	Maintenance of WWTP Truck			5,000.00	
	Charges from Garage				**5,000**
76000 502 7629	**Charges from Capital Facilities**				**4,000**
				4,000	
76000 502 7900	**Capital Equipment**				
	Replacement of Auger Screw for the intake screen			15,000	
	Total Capital Equipment				**15,000**
00 503 7010	**Vehicle Maintenance & Repair**				**-**

Account	Detail Description	Quanity Each or Hours	Detail Rate	Detail Amount	Amount
	Maintenance and repair service truck(1996 Chevy 1 ton)				
76000 503 7025	**Distribution or Collection System Maintenance**				**36,000**
	Cost to repair and maintain pipes, pumps and lift stations (41 total)				
76000 503 7621	**Public Works Labor Charges**				
	Repairs, pump station cleaning and pump replacement assistance	300.00	65	19,500.00	
	Total Public Works Labor Charges				**19,500**
76000 503 7900	**Capital Equipment**				**26,000**
	Flyght3127 Pump & motor	2.00	13000	26,000.00	
	Service Truck Including freight	0.00	15000	0.00	
		TOTAL			**$ 431,917**

City & Borough of Wrangell Alaska
Sanitation Fund
Fiscal Year 2021

	2018 Actual	2019 Actual	YTD Actual FY 2020	Approved Budget FY 2020	Budget Manager FY 2021
Revenue & Expenses					
Revenue					
600 4101 PERS On-behalf Revenue	-	-	-	-	8,523
600 5401 User Fees	$ 417,734	$ 576,033	$ 525,077	$ 565,000	$ 555,000
600 5410 Landfill Revenue	19,255	50,380	33,048	32,000	50,000
600 5415 Recycle Revenue	-	8,188	6,851	25,000	10,000
600 5550 Interest Revenue	-	-	-	1,000	-
Total Revenue	**436,989**	**634,601**	**564,976**	**623,000**	**623,523**
Admin Expenses					
601 7508 Insurance	1,024	3,414	6,531	7,276	11,487
601 7509 Bank & Credit Card Fees	1,981	6,129	-	8,000	7,000
601 7515 Permits, Inspections & Compliance	-	-	-	-	
601 7540 Auditing Services	1,300	1,300	-	1,300	6,000
601 7603 Charges from Finance	7,200	8,255	7,273	7,200	37,927
601 7843 Solid Waste Authority	-	-	-	-	
Total Other Expenses	**11,505**	**19,099**	**13,804**	**23,776**	**62,414**
Collection Expenses					
Personnel					
602 6001 Salaries					
602 6002 Temporary Wages	-	-	-	-	-
602 6003 Hourly Wages	43,847	49,298	51,191	49,000	50,430
602 6005 Overtime	1,300	972	571	500	1,250
602 6100 Personnel Benefits	-	-	-	40,290	-
602 6101 Employer Tax	632	715	718	-	749
602 6102 PERS Retirement	(6,173)	13,870	11,403	-	15,504
602 6103 SBS	2,767	3,142	3,173	-	3,168
602 6210 Employee Health Benefits	14,311	17,797	20,643	-	27,733
602 6220 Life Insurance	140	167	200	-	148
602 6222 Workers Compensation	2,181	1,659	1,682	-	1,140
Total Personnel	**59,004**	**87,619**	**89,581**	**89,790**	**100,122**
[illegible]modities					
[illegible]7001 Materials & Supplies	616	90	120	1,000	200

602 7010 Vehicle Maintenance	36,899	28,035	17,972	30,000	20,000
Total Commodities	**37,515**	**28,125**	**18,092**	**31,000**	**20,200**
Contractual					
602 7100 Uniform, Gear & Clothing Allowance	-	-	118	1,600	1,600
602 7621 Public Works Labor Charges	3,067	2,964	1,168	4,000	3,000
602 7622 Charges from Garage	-	-	10,424	-	10,075
602 7629 Charges from Capital Facilities	-	187	-	-	-
602 7844 Dumpsters	16,435	4,896	2,072	15,000	6,720
Total Contractual	**19,503**	**8,047**	**13,782**	**20,600**	**21,395**
602 7900 Capital Expenditures	-	-	-	10,000	-
Total Capital Expenses	-	-	-	10,000	-
Total Expenses Collection	**116,022**	**123,791**	**121,454**	**151,390**	**141,717**

Expenses Transfer Station

Personnel					
603 6003 Hourly Wages	50,994	51,474	46,949	50,500	52,361
603 6002 Tempory Wages	-	-	4,276	-	-
603 6005 Overtime	2,019	3,721	5,652	4,000	2,500
603 6100 Personnel Benefits	-	-	-	47,640	-
603 6101 Employer Tax	728	759	1,055	-	795
603 6102 PERS Retirement	11,690	11,642	11,390	-	16,458
603 6103 SBS	3,250	3,380	3,224	-	3,363
603 6210 Employee Health Benefits	24,637	24,132	20,584	-	16,505
603 6220 Life Insurance	154	167	172	-	148
603 6222 Workers Compensation	2,353	1,790	1,616	-	2,078
Total Personnel	**95,824**	**97,066**	**94,918**	**102,140**	**94,208**
Commodities					
603 7001 Materials & Supplies	5,431	3,025	3,483	1,000	4,700
603 7002 Facility Repair & Maintenance	2,672	7,374	3,441	20,000	4,250
603 7008 Non-capital Equipment	-	-	-	6,000	-
603 7010 Vehicle Maintenance	13,156	4,165	3,711	5,000	3,000
603 7011 Equipment Rental Expense	-	149	-	-	-
603 7018 Miscellaneous Tools	-	-	-	2,000	-
Total Commodities	**21,259**	**14,713**	**10,635**	**34,000**	**11,950**
Contractual					
603 7501 Utilities	8,437	8,665	6,505	10,000	7,200
603 7502 Phone/Internet	1,261	1,355	1,034	1,300	1,300
603 7508 Insurance	1,536	-	-	-	

603 7515 Permits, Inspections & Compliance	1,018	527	-	2,500	1,000
603 7519 Professional Services Contractual	-	-	880	25,000	-
603 7621 Public Works Labor Charges	18,237	7,912	10,596	15,000	2,600
603 7622 Charges from Garage	-	-	730	-	2,600
603 7629 Charges from Capital Facilities	-	3,835	3,145	5,700	4,000
603 7840 Solid Waste Shipping & Disposal	204,405	222,629	224,827	210,000	250,000
603 7841 Hazardous Waste Management	381	11,746	19,401	18,000	22,000
603 7842 Recycle Costs	-	3,891	18,605	10,000	22,450
Total Contractual	**235,274**	**260,559**	**285,723**	**297,500**	**313,150**
Capital Expenses					
603 7900 Capital Expenses	5,187	2,500	1,440	-	-
603 7901 Construction Expenses	2,972	-	-	-	-
Total Other Expenses	**8,159**	**2,500**	**1,440**	**-**	**-**
Total Expenses Transfer Station	**360,516**	**374,839**	**392,716**	**433,640**	**419,308**
Total Revenue	436,989	634,601	564,976	623,000	623,523
Total Expenses	488,042	517,728	527,975	608,806	623,439
Total Revenue over Expenses	(51,053)	116,873	37,001	14,194	84
Estimated Fund Balance - Beginning		96,886	209,485	209,485	223,679
Estimated Fund Balance - Ending	96,886	213,759	246,486	223,679	223,763
30% working Capital					67,129
Available for Capital Improvement Projects,					156,634

City & Borough of Wrangell Alaska
Sanitation Fund
Fiscal Year 2021

Item a.

	2018 Actual	2019 Actual	YTD Actual FY 2020	Approved Budget FY 2020	Budget Manager FY 2021
Revenue & Expenses					
Revenue					
78000 600 4101 PERS On-behalf Revenue	-	-	-	-	8,523
78000 600 5401 User Fees	$ 417,734	5778000	$ 525,077	$ 565,000	$ 555,000
78000 600 5410 Landfill Revenue	19,255	50,380	33,048	32,000	50,000
78000 600 5415 Recycle Revenue	-	8,188	6,851	25,000	10,000
78000 600 5550 Interest Revenue	-	-	-	1,000	-
Total Revenue	**436,989**	**58,568**	**564,976**	**623,000**	**623,523**
Admin Expenses					
78000 601 7508 Insurance	1,024	3,414	6,531	7,276	11,487
78000 601 7509 Bank & Credit Card Fees	1,981	6,129	-	8,000	7,000
78000 601 7515 Permits, Inspections & Compliance	-	-	-	-	
78000 601 7540 Auditing Services	1,300	1,300	-	1,300	6,000
78000 601 778000 603 Charges from Finance	7,200	8,255	7,273	7,200	37,927
78000 601 7843 Solid Waste Authority	-	-	-	-	
Total Other Expenses	**11,505**	**19,099**	**13,804**	**23,776**	**62,414**
Collection Expenses					
Personnel					
78000 602 78000 6001 Salaries					
78000 602 78000 6002 Temporary Wages	-	-	-	-	-
78000 602 78000 6003 Hourly Wages	43,847	49,298	51,191	49,000	50,430
78000 602 78000 6005 Overtime	1,300	972	571	500	1,250
78000 602 6100 Personnel Benefits	-	-	-	40,290	-
78000 602 6101 Employer Tax	632	715	718	-	749
78000 602 6102 PERS Retirement	(6,173)	13,870	11,403	-	15,504
78000 602 6103 SBS	2,767	3,142	3,173	-	3,168
78000 602 6210 Employee Health Benefits	14,311	17,797	20,643	-	27,733
78000 602 6220 Life Insurance	140	167	200	-	148
78000 602 6222 Workers Compensation	2,181	1,659	1,682	-	1,140
Total Personnel	**59,004**	**87,619**	**89,581**	**89,790**	**100,122**
mmodities					
00 602 7001 Materials & Supplies	616	90	120	1,000	200

78000 602 7010 Vehicle Maintenance	36,899	28,035	17,972	30,000	20,000
Total Commodities	**37,515**	**28,125**	**18,092**	**31,000**	**20,200**
Contractual					
78000 602 7100 Uniform, Gear & Clothing Allowance	-	-	118	178000 600	1,600
78000 602 7621 Public Works Labor Charges	3,067	2,964	1,168	4,000	3,000
78000 602 7622 Charges from Garage	-	-	10,424	-	10,075
78000 602 7629 Charges from Capital Facilities	-	187	-	-	-
78000 602 7844 Dumpsters	16,435	4,896	2,072	15,000	6,720
Total Contractual	**19,503**	**8,047**	**13,782**	**19,000**	**21,395**
78000 602 7900 Capital Expenditures	-	-	-	10,000	-
Total Capital Expenses	-	-	-	10,000	-
Total Expenses Collection	**116,022**	**123,791**	**121,454**	**149,790**	**141,717**

<u>Expenses Transfer Station</u>

Personnel					
78000 603 78000 6003 Hourly Wages	50,994	51,474	46,949	50,500	52,361
78000 603 78000 6002 Tempory Wages	-	-	4,276	-	-
78000 603 78000 6005 Overtime	2,019	3,721	5,652	4,000	2,500
78000 603 6100 Personnel Benefits	-	-	-	47,640	-
78000 603 6101 Employer Tax	728	759	1,055	-	795
78000 603 6102 PERS Retirement	11,690	11,642	11,390	-	16,458
78000 603 6103 SBS	3,250	3,380	3,224	-	3,363
78000 603 6210 Employee Health Benefits	24,637	24,132	20,584	-	16,505
78000 603 6220 Life Insurance	154	167	172	-	148
78000 603 6222 Workers Compensation	2,353	1,790	1,616	-	2,078
Total Personnel	**95,824**	**97,066**	**94,918**	**102,140**	**94,208**
Commodities					
78000 603 7001 Materials & Supplies	5,431	3,025	3,483	1,000	4,700
78000 603 7002 Facility Repair & Maintenance	2,672	7,374	3,441	20,000	4,250
78000 603 7008 Non-capital Equipment	-	-	-	78000 6000	-
78000 603 7010 Vehicle Maintenance	13,156	4,165	3,711	5,000	3,000
78000 603 7011 Equipment Rental Expense	-	149	-	-	-
78000 603 7018 Miscellaneous Tools	-	-	-	2,000	-
Total Commodities	**21,259**	**14,713**	**10,635**	**28,000**	**11,950**
Contractual					
78000 603 7501 Utilities	8,437	8,665	6,505	10,000	7,200
00 603 7502 Phone/Internet	1,261	1,355	1,034	1,300	1,300
00 603 7508 Insurance	1,536	-	-	-	

78000 603 7515	Permits, Inspections & Compliance	1,018	527	-	2,500	1,000
78000 603 7519	Professional Services Contractual	-	-	880	25,000	-
78000 603 7621	Public Works Labor Charges	18,237	7,912	10,596	15,000	2,600
78000 603 7622	Charges from Garage	-	-	730	-	2,600
78000 603 7629	Charges from Capital Facilities	-	3,835	3,145	5,700	4,000
78000 603 7840	Solid Waste Shipping & Disposal	204,405	222,629	224,827	210,000	250,000
78000 603 7841	Hazardous Waste Management	381	11,746	19,401	18,000	22,000
78000 603 7842	Recycle Costs	-	3,891	18,605	10,000	22,450
	Total Contractual	**235,274**	**260,559**	**285,723**	**297,500**	**313,150**
Capital Expenses						
78000 603 7900	Capital Expenses	5,187	2,500	1,440	-	-
78000 603 7901	Construction Expenses	2,972	-	-	-	-
Total Other Expenses		**8,159**	**2,500**	**1,440**	**-**	**-**
	Total Expenses Transfer Station	**360,516**	**374,839**	**392,716**	**427,640**	**419,308**
Total Revenue		436,989	58,568	564,976	623,000	623,523
Total Expenses		488,042	517,728	527,975	601,206	623,439
Total Revenue over Expenses		(51,053)	(459,160)	37,001	21,794	84
Estimated Fund Balance - Beginning			96,886	209,485	209,485	223,679
Estimated Fund Balance - Ending		96,886	(362,274)	246,486	231,279	223,763
30% working Capital						67,129
Available for Capital Improvement Projects,						156,634

City & Borough of Wrangell Alaska
Sanitation Fund Detail
Fiscal Year 2021

Account	Detail Description	Quanity Each or Hours	Detail Rate	Detail Amount	Amount
78000 601 7540	**Auditing Services**			0.00	**6,000**
78000 601 7603	**Charges from Finance**			0.00	**37,927**
	Charges for software billing services			36,341.00	
	Credit Card Fees			1,586	
78000 601 7508	**Insurance**			0.00	**11,487**
78000 601 7509	**Bank & Credit Card Fees**			0.00	**7,000**
78000 602 6001	**Salaries & Wages**				
78000 602 6003	**Hourly Wages**			50,430.43	
78000 602 6005	**Overtime**			1,250.00	
	Total Salaries & Wages				**51,680**
78000 602 6101	**Employer Tax**			749.37	
78000 602 6102	**PERS Retirement**			15,504.13	
78000 602 6103	**SBS**			3,168.01	
78000 602 6210	**Employee Health Benefits**			27,732.68	
78000 602 6221	**Life Insurance**			148	
78000 602 6222	**Workers Compensation**			1,139.54	
	Total Personnel Benefits				**48,442**
78000 602 7001	**Materials & Supplies**				
	Hardware for dumpster & garbage cans		200		
	Total Materials & Supplies				**200**
78000 602 7010	**Vehicle Maintenance**				
	2 garbage trucks repairs	2.00	10000	20,000.00	
	Total Vehicle Maintenance				**20,000**
78000 602 7100	**Uniform, gear & clothing allowance**				
	Clothing Allowance	2.00	400	800.00	
	Protective Equipment (face shields, gloves, masks)	2.00	100	200.00	
	Hi vis rain gear	2.00	300	600.00	
	Total Uniform, gear & clothing allowance				**1,600**

Account	Detail Description	Quanity Each or Hours	Detail Rate	Detail Amount	Amount
78000 602 7621	**Public Works Labor Charges**				
	Labor charges to cover sick days, vacations, holidays and help with dumpster and can delivery				
	Public Works Labor Charges				**3,000**
78000 602 7622	**Charges from Garage**				
	Truck Repairs	155.00	$ 65	10,075	
	Total Charges from Garage				**10,075**
78000 602 7844	**Dumpsters**				
	Dumpster	20.00	270	5,400.00	
	48 Cans	24.00	55	1,320.00	
	Total Dumpsters				**6,720**
78000 603 6003	**Hourly Wages**			52,361.09	
78000 603 6005	**Overtime**			2,500.00	
	Total Salaries & Wages				**54,861**
78000 603 6101	**Employer Tax**			795.49	
78000 603 6102	**PERS Retirement**			16,458.33	
78000 603 6103	**SBS**			3,362.98	
78000 603 6210	**Employee Health Benefits**			16,504.96	
78000 603 6220	**Life Insurance**			147.85	
78000 603 6222	**Workers Compensation**			2,077.64	
	Total Personnel Benefits				**39,347**
78000 603 7001	**Materials & Supplies**				
	Office and cleaning supplies		500		
	Bander and crimper for securing cars to flats		500		
	Absorbent pads and sand, soap and bleach for cleaning the tipping floor		500		
	Misc hand and power tools, cutting disks, sawzall blades		1000		
	Oxy, Acetylene torch set and bottles for cutting fuel tanks and other metals		2200		
	Total Materials & Supplies				**4,700**
00 603 7002	**Facility Repair & Maintenance**				

Account	Detail Description	Quanity Each or Hours	Detail Rate	Detail Amount	Amount
	Miscellaneous Building repair			3,000.00	
	Rock and gravel to repair and maintain road and yard	50.00	25	1,250.00	
	Total Facility Repair & Maintenance				**4,250**
78000 603 7010	**Vehicle & Equipment Maintenance**				
	Fuel and parts for the pressure washer	10.00	3.73	100.00	
	Pickup truck repairs			2,900.00	
	Total Vehicle & Equipment Maintenance				**3,000**
78000 603 7501	**Utilities**	12.00	600		**7,200**
78000 603 7502	**Phone & Internet**				**1,300**
78000 603 7515	**Permits, Inspections & Compliance**				
	Testing for old dump			1,000	
	Total Permits, Inspections & Compliance				**1,000**
78000 603 7621	**Public Works Labor Charges**				
	Road & yard maintenance	40.00	$ 65	2,600.00	
	Total Public Works Labor Charges				**2,600**
78000 603 7622	**Charges from Garage**				
	Mechanical repairs on excavator	40.00	$ 65	2,600.00	
	Welding on Paper Burner and materials				
	Draining oil and other fluids from cars				
	Total Charges from Garage				**2,600**
603 7629	**Charges from Capital Facilities**				
	Maintenance on building			3,965.00	
	Total Charges from Capital Facilities				**4,000**
78000 603 7840	**Solid Waste Shipping & Disposal**				**250,000**
78000 603 7841	**Hazardous Waste Management**				
	Household Hazardous Waste Event + 10% increase by Clean Harbors				
	Total Hazardous Waste Management				**22,000**
78000 603 7842	**Recycle Costs**				
	Binford Metals Shipping Cost	10	2200	22000	
	Drain freon from appliances	10	45	450	
	Total Recycle Costs				**22,450**
		Total			**$ 623,439**

Fiscal Year Salaries & Wages

Position Title		Grade/Step Table	Grade	Step	Hourly Rate	Step	Hours	Wages	Oncall/OT/ Standby	Gross	Total Benefits	Tot compensation cost
Economic Development Dire	11000 001	NonUnion	28	10	44.21	44.87	2,080	93,336	-	93,336	44,135	137,471
Borough Manager	11000 001	NonUnion			56.00	60.10	2,080	116,305	-	116,305	52,811	169,116
Borough Clerk	11000 002	NonUnion	27	5	40.86	41.47	2,080	85,000	-	85,000	40,986	125,986
Accounting Clerk	11000 003	NonUnion	13	9	20.00	20.40	2,080	42,432	250	42,682	25,001	67,683
Accounting Clerk	11000 003	NonUnion	13	6	20.40	20.81	2,080	43,281	1,500	44,781	25,794	70,575
Accounting Generalist	11000 003	NonUnion	18	1	25.53	26.02	2,080	54,122	6,000	60,122	31,589	91,710
Collections Clerk	11000 003	NonUnion	12	4	18.55	18.92		-	-	-	8,879	8,879
Finance Director	11000 003	NonUnion	30	6	41.20	46.00	2,080	95,680	-	95,680	59,735	155,415
								235,514	7,750	243,264	150,999	394,263
Fire Chief	11000 012	NonUnion			35.37	36.08	1,040	37,520	-	37,520	35,123	72,643
Firemedic/Trainer	11000 012	NonUnion	18	3	25.53	26.04	2,080	54,164	11,500	65,664	42,984	108,649
								91,685	11,500	103,185	78,107	181,292
Police Chief	11000 013	NonUnion	35	1	55.23	56.33	2,080	117,176	-	117,176	74,524	191,700
Admin Assistant - Police	11000 013	NonUnion	17	6	23.19	23.65	2,080	49,200	-	49,200	28,464	77,664
DMV Assistant	11000 013	NonUnion	12	4	18.55	18.92	-	-	-	-	148	148
Police Lieutenant	11000 013	NonUnion	26	4	39.09	39.87	2,080	82,933	17,942	100,876	56,808	157,683
Police Officer	11000 013	NonUnion	21	1	26.96	27.50	2,080	57,198	-	57,198	22,769	79,967
Police Officer	11000 013	NonUnion	23	9	26.43	26.96	2,080	56,074	12,131	68,205	36,029	104,234
Police Officer	11000 013	NonUnion	21	1	28.55	29.12	2,080	60,572	13,104	73,676	29,476	103,152
Police Officer	11000 013	NonUnion	23	1	28.55	29.12	2,080	60,572	13,104	73,676	38,207	111,883
Police Sergeant	11000 013	NonUnion	25	9	30.94	31.56	-	-		-	-	-
					222.26	283.04		483,725	56,283	540,007	211,900	634,731
Corrections Supervisor	11000 014	NonUnion	18	5	26.52	27.05	2,080	56,265	8,115	64,380	34,506	98,886
Dispatcher/Corrections Spec	11000 014	NonUnion	14	4	21.32	21.75	2,080	45,233	6,524	51,756	40,679	92,436
Dispatcher/Corrections Spec	11000 014	NonUnion	14	8	23.01	23.47	2,080	48,818	7,041	55,859	38,888	94,747
Dispatcher/Corrections Spec	11000 014	NonUnion	14	2	19.75	20.15	2,080	41,902	6,044	47,945	27,964	75,909
Dispatcher/Corrections Spec	11000 014	NonUnion	14	7	21.74	22.17	2,080	46,124	6,652	52,776	29,887	82,663
								238,341	34,376	272,717	171,926	444,642
Public Works Director	11000 021	NonUnion	30		38.88	39.66	2,080	82,488		82,488	61,472	143,960
Maintenance Specialist I	11000 021	Union	14	5	21.74	22.17	2,080	46,124	1,663	47,787	28,339	76,126
Maintenance Specialist III	11000 021	Union	20	8	30.85	31.47	2,080	65,451	9,440	74,891	39,377	114,268
Maintenance Specialist III	11000 021	Union	20	10	32.07	32.71	180	5,888	-	5,888	11,277	17,165
Maintenance Specialist I	11000 021	Union	14	1	18.99	19.38	-	-		-	-	-
Public Works Foreman	11000 021	Union	23	10	36.00	36.72	2,080	76,378	11,016	87,394	63,470	150,863
Administrative Assistant	11000 021	NonUnion			21.52	21.95	1,040	22,828	-	22,828	29,373	52,202
Maintenance Specialist I (Temp)					19.55	19.94	1,040	20,739	-	20,739	2,224	22,962
								319,895	22,119	342,015	235,532	577,546
M	11000 022	Union	19	7	30.25	30.86	2,080	64,178	3,000	67,178	46,895	114,074

Position Title		Grade/Step Table	Grade	Step	Hourly Rate	Step	Hours	Wages	Oncall/OT/ Standby	Gross	Total Benefits	Total compensation cost
Mechanic	11000 022	Union	19	2	25.24	25.74	2,080	53,549	2,500	56,049	50,256	106,305
								117,728	5,500	123,228	97,151	220,379
Facilities Maintenance Speci	11000 029	Union	19	6	27.76	28.32	2,080	58,896	1,500	60,396	32,989	93,385
Facilities Maintenance Lead	11000 029	Union	20		29.67	30.26	2,080	62,948	1,500	64,448	25,876	90,324
Custodian	11000 029	NonUnion	8	5	16.14	16.46	1,820	29,962	-	29,962	20,840	50,803
Capital Projects & Facilities I	11000 029	NonUnion	30	1	40.42	41.23	2,080	85,755	-	85,755	54,311	140,066
Capital Faciities					20.26	20.67	-	-		-	-	-
								237,561	3,000	240,561	134,017	374,578
Library Director	11000 034	NonUnion	24	1	30.88	31.50	2,080	65,515	-	65,515	44,824	110,339
Library Assistant I	11000 034	NonUnion	12	3	15.62	15.93	-	-		-	-	-
Library Assistant II	11000 034	NonUnion	9	2	17.73	18.08	1,560	28,212		28,212	27,309	55,521
LIBRARY TEMP	11000 034	Temp						-		-	-	-
Library Custodian					15	15		-		-	-	-
								93,727		93,727	72,134	165,861
Nolan Center Director	21000 120	NonUnion	24	3	31.48	32.11	2,080	66,788		66,788	34,992	101,780
Nolan Center Manager	21000 120	NonUnion	18	2	23.19	23.65	-	-		-	-	-
Sales Assistant	21000 120	NonUnion	12		17.73	18.08	1,640	29,659		29,659	11,744	41,402
Theater Attendants								15,000		15,000	1,365	16,365
Museum Attendants								10,000		10,000	910	10,910
Yard Maintenance Temp					16.00	16.00		-		-	-	-
Yard Maintenance Temp					18.00	18.00		-		-	-	-
Civic Part time								5,000		5,000	455	5,455
								126,447		126,447	49,465	175,911
Parks & Recreation Director	24010 141	NonUnion	24	1	32.73	33.38	2,080	69,440	-	69,440	36,744	106,184
Custodian/Light Maintenanc	24010 141	Union	15	1	21.04	21.46	2,080	44,638	500	45,138	26,992	72,131
Lifeguards	24010 141	Temp						78,500	-	78,500	7,951	86,451
Recreation Coordinator	24010 141	NonUnion	12	3	20.27	20.68	1,820	37,629	1,500	39,129	24,581	63,710
Recreation Assistants								30,000		30,000	3,039	33,039
Park Maintenance	24010 143	Temp			16.00	16.00	1,040	16,640	-	16,640	1,685	18,325
Park Maintenance					18.00	18.00	1,040	18,720		18,720	1,896	20,616
								276,848	2,000	278,848	100,993	379,840
Electrical Dispatch Secretary	70000 201	Union	16	2	22.01	22.45	2,080	46,696	533	47,230	46,766	93,995
Electrical Superintendent	70000 201	NonUnion	30	1	47.22	48.16	2,080	100,182		100,182	60,135	160,317
Mechanic Leadman	70000 202	Union	23	8	36.00	36.72	2,080	76,378	8,136	84,514	42,672	127,186
Ast Mechanic/Meter Reader	70000 202	Union	19	1	24.28	24.77	-	-		-	-	-
Electric Line Foreman	70000 201	Union	30	11	43.53	44.40	2,080	92,353	27,592	119,945	75,841	195,786
Line Apprentice	70000 203	Union	29	5	25.90	26.42	2,080	54,949	3,219	58,169	51,139	109,308
Electric Lineman	70000 203	Union	27	4	37.00	37.74	2,080	78,499	25,368	103,868	69,412	173,280
								449,058	64,315	513,906	345,966	859,872
Water Treatment Leadman	72000 302	Union	23	8	35.31	36.02	2,080	74,914	15,000	89,914	55,547	145,460
Water/Wastewater Operato	72000 302	Union	19	1	25.72	26.23	1,040	27,284	5,000	32,284	17,175	49,459
										25,000	2,362	27,362

Position Title		Grade/Step Table	Grade	Step	Hourly Rate	Step	Hours	Wages	Oncall/OT/ Standby	Gross	Total Benefits	Tot compen cost
								102,197	20,000	122,197	75,084	222,281
Administrative Assistant - Ha	74000 401	Union	15	1	20.26	20.67	2,080	42,984		42,984	37,264	80,248
Harbormaster	74000 401	NonUnion	25	1	38.30	38.30	520	19,916	-	19,916	10,294	30,210
Harbormaster	74000 401	NonUnion	25	1	30.94	31.56	1,733	54,702	-	54,702	30,752	85,454
Harbor Maintenance/Securi	74010 000	Union	13	1	18.90	19.28	2,080	40,098	1,134	41,232	33,140	74,372
Harbor Maintenance/Securi	74010 000	Union	13	1	19.26	19.65	2,080	40,862	3,372	44,234	17,835	62,068
Port & Harbor Maintenance	74010 000	Union	17	9	26.86	27.40	2,080	56,986	1,612	58,598	32,310	90,907
Marine Service Center & Ha	74030 000	Union	19	11	30.57	31.18	2,080	64,857	7,458	72,316	56,796	129,112
Summer Temps					16.09	16.41	1,600	26,259		26,259		
								346,664	13,575	360,240	218,390	552,371
Wastewater Treatment Lead	76000 502	Union	23	10	36.00	36.72	2,080	76,378		76,378	39,146	115,523
Wastewater Operator	76000 502	Union	19	1	25.72	26.23	1,040	27,284	3,298	30,582	16,558	47,140
Water/Wastewater Operato	76000 502	Union	19	1	25.72	26.23	-	-	5,000		-	-
								103,661	8,298	106,959	55,704	162,663
Sanitation Worker	78000 602	Union	16	5	23.77	24.25	2,080	50,430	1,250	51,680	48,442	100,122
Sanitation Worker	78000 603	Union	16	6	24.68	25.17	2,080	52,361	2,500	54,861	39,347	94,208
								102,792		106,542	87,789	194,330
								3,620,483	248,716	3,868,483	2,223,087	5,973,134