



City and Borough of Wrangell
Work Session & Borough Assembly Meeting
AGENDA

Tuesday, February 25, 2020

Location: Borough Assembly Chambers

Work Session 6:00 PM / Regular Assembly meeting 7:00 PM

City Hall

WORK SESSION - 6:00 p.m.

a. Staffing Discussion Follow-Up

1. CALL TO ORDER

- a. PLEDGE OF ALLEGIANCE led by Assembly Member Patty Gilbert
- b. CEREMONIAL MATTERS
- c. PUBLIC APPEARANCES

2. ROLL CALL

3. PERSONS TO BE HEARD

4. AMENDMENTS TO THE AGENDA

5. CONFLICT OF INTEREST

6. CONSENT AGENDA

- a. Consent Agenda - MOTION ONLY
- b. Assembly minutes from Regular February 11, 2020
- c. Approve Saturday, May 2, 2020 and Saturday, October 10, 2020 the 2020 Tax Free Days, as allowed under WMC 5.08.060 (*requested by the Wrangell Chamber of Commerce*)
- d. Final Plat approval of the Smith/Young Subdivision, a subdivision of Lot 6, Block 7, Wrangell Island West Subdivision, Plat 83-11, Creating Lots 6A and 6B, Zoned Rural Residential, requested by Dan Smith and owner Scott Young
- e. CORRESPONDENCE: Minutes from Port Commission 12-5-2019

7. BOROUGH MANAGER'S REPORT

- a. Capital Facilities Department Report
- b. January Permanent Fund APCM Report

8. BOROUGH CLERK'S FILE

- a. Clerk's File

9. MAYOR AND ASSEMBLY BUSINESS

10. MAYOR AND ASSEMBLY APPOINTMENTS

1. PUBLIC HEARING

- [a.](#) **ORDINANCE No 969** OF THE ASSEMBLY OF THE CITY AND BOROUGH OF WRANGELL, ALASKA, ESTABLISHING SECTION 05.11, REMOTE SELLER SALES TAX OF THE WRANGELL MUNICIPAL CODE
- [b.](#) **ORDINANCE No 975** OF THE ASSEMBLY OF THE CITY AND BOROUGH OF WRANGELL, ALASKA, REPEALING SECTION 14.11.005, FEE SCHEDULE, IN ITS ENTIRETY AND ESTABLISHING A NEW PROCESS FOR FEES IN CHAPTER 14.11 HARBOR AND PORT FACILITIES OF THE WRANGELL MUNICIPAL CODE

12. UNFINISHED BUSINESS

13. NEW BUSINESS

- [a.](#) **RESOLUTION No 02-20-1512** OF THE ASSEMBLY OF THE CITY AND BOROUGH OF WRANGELL, ALASKA ESTABLISHING THE FEE SCHEDULE FOR HARBOR AND PORT FACILITIES
- [b.](#) **RESOLUTION No 02-20-1513** OF THE ASSEMBLY OF THE CITY AND BOROUGH OF WRANGELL, ALASKA ESTABLISHING REPLACEMENT OF THE PUBLIC SAFETY BUILDING AS THE BOROUGH'S NUMBER ONE CAPITAL PRIORITY
- [c.](#) Approval of Amendment Six of the Wrangell Marine Service Center Lease Lot 3, Increasing the Lease Area from 3,600 SF to 4,240 SF, as requested by Tyler Thompson

14. ATTORNEY'S FILE – Available for Assembly review in the Borough Clerk's office

15. EXECUTIVE SESSION

16. ADJOURNMENT

CITY & BOROUGH OF WRANGELL, ALASKA BOROUGH ASSEMBLY AGENDA STATEMENT

AGENDA ITEM TITLE:

DATE:

February 25, 2020

Agenda
Section

13

Work Session: Staffing Discussion Follow-Up

SUBMITTED BY:

Lisa Von Bargaen, Borough Manager

FISCAL NOTE:

Expenditure Required: \$XXX Total

FY 20: \$

FY 21: \$

FY22: \$

Amount Budgeted:

FY20 \$XXX

Account Number(s):

XXXXXX XXX XXXX

Account Name(s):

Enter Text Here

Unencumbered Balance(s) (prior to expenditure):

\$XXX

Reviews/Approvals/Recommendations

☐

Commission, Board or Committee

Name(s)

Name(s)

☐

Attorney

☐

Insurance

ATTACHMENTS: 1. LIST ATTACHMENTS HERE....

RECOMMENDATION MOTION:

None. Work Session Only.

SUMMARY STATEMENT:

Staff reached out to PERS to determine the ability to amend our specific agreement with PERS to enable new Part-Time, Permanent Staff working between 15 and 29 hours to be PERS ineligible.

As discussed at the work session on Monday the 10th this would be a cost savings of 22% (salary only) to the Borough. Below is a summary of the response:

- The Wrangell PERS Agreement may be amended to exclude positions working between 15-29 Hours, but with consequences.
- The amendment would apply to all current and future part-time permanent positions. This means the Fire Chief and the Public Works Admin positions would lose PERS benefits, in addition to the Library I position already discussed at the work session.
- The Borough may not remove an existing classification from PERS without conducting a Termination Study. A Termination Study determines (for PERS) the ongoing financial obligation the Borough will have to continue to pay into PERS for those now absent classifications/positions.
- There is more than one Administrative Assistant position at the Borough so no Termination Study would be required for the PW Admin position.
- There is only one Fire Chief so that removal would trigger a study.
- The Library Assistant I and Library Assistant II positions are considered one classification because of the similar nature of the positions. If one of the two is pulled from PERS, both would have to come out, eliminating the PERS benefits for the Library II position as well and triggering two Termination Studies – one for each Library Assistant position.
- Each Termination Study costs about \$4,500 (\$13,500 for all three). The ongoing financial obligation to PERS for each position is unknown until the Termination Study is finished.

The Assembly gave very clear direction at the work session for the three positions:

- 29 Hours/Week
- No PERS
- Health Insurance at 70/30 split for the employee only

The savings to the Borough for each position without PERS is about \$3,000.

Administration needs direction from the Assembly regarding a proposed change to the agreement with PERS, the changes that will mean in benefits to existing employees, the requirement of termination studies, and how to move forward with the three positions discussed at the work session.

Administration recognizes the Assembly was put in a very inappropriate position without advance information prior to the last work session on this matter. The Manager will be having additional discussions with Department Directors prior to this work session. Some may result in additional information being presented at this work session. Unfortunately, the timing of those meetings cannot be until Monday the 24th as the Manager has meetings in Juneau this week, and SEAPA meetings over the weekend (at which our Electric capital needs for the next five years will be discussed in relation to SEAPA's request for a rate increase). The timing of this issue is such that it needed to be put back on an agenda at the soonest possible opportunity. The Assembly's patience with the situation is very appreciated. If possible any new information will be provided to the Assembly on Monday.

CITY & BOROUGH OF WRANGELL, ALASKA**Consent Agenda MOTION*****Move to approve the Consent Agenda as submitted.*****SUBMITTED BY:**

Kim Lane, Borough Clerk

INFORMATION:

Consent agenda. Items listed on the consent agenda or marked with an asterisk (*) are considered routine and will be passed in one motion; provided, upon the request of any member, the manager, or the clerk, an item on the consent agenda shall be removed from the consent agenda and placed under New Business for assembly action.

Minutes of Regular Assembly Meeting
Held on February 11, 2020

Mayor Stephen Prysunka called the Regular Assembly meeting to order at 7:00 p.m., February 11, 2020, in the Borough Assembly Chambers. The pledge was led by Powell and the roll was called.

PRESENT: PRYSUNKA, POWELL, GILBERT, LARRABEE, DECKER, MORRISON (BY PHONE)

ABSENT: DELONG

Borough Manager Von Barga and Deputy Borough Clerk Mollen were also in attendance.

CEREMONIAL MATTERS – None.

PERSONAL APPEARANCES –

Dan Neumeister, SEARHC – Dan came to thank the Assembly for their support throughout the acquisition and new hospital building process. This is a project that was a win-win for both sides. Dan will be retiring soon and this will be the last meeting he will have with the Assembly. Dr. Elliott Bruell, VP Medical and Financial Operations, will be taking the helm next.

Debbe Lancaster, Wrangell Public School District – Reviewed the Mission, Vision, Values, and Strategic Plan for WPSD. She also reviewed the Alaska Education Challenge that the school has adopted. Several demographic were reviewed as they related to programs and funding that the schools qualify for and the Report Card to the Public for last year was reviewed and provided to the Assembly. In conclusion, recent achievements were highlighted.

Clint Kolarich, USFS – There will be another AmeriCorp group coming through this year. They were able to find housing in their bunkhouse. The Resource Advisory Committee has no new news. There was a stakeholder's meeting regarding the Zarembo property regarding vehicles and several new ideas are being explored. There will likely be another meeting in March. One of the ideas is that other areas use a land lease agreement system and that might be an option. There will be several phases from cleanup to management. There are also no updates on the Chugach.

Gilbert asked about the RAC and Kolarich stated that the Committee is full, but could always accept more members if people were interested.

Prysunka asked about current staffing. Kolarich said that he has been in talks in Petersburg recently around this situation. Their budget continues to decrease and they would like to continue to hire, but there is a review each time a position comes available, including looking at different levels instead.

PERSONS TO BE HEARD – Kem Haggard gave the invocation.

Recess at 7:42 p.m., reconvene at 7:47 p.m.

AMENDMENTS TO THE AGENDA –

M/S: Gilbert/Powell to add an Executive Session (Item 15a).

Prysunka noted that this is an emergency executive session and the attorney reviewed and approved the ability to add this.

Motion approved unanimously by polled vote.

CONFLICT OF INTEREST – None.

CONSENT AGENDA

- a. Assembly Minutes from Regular January 28, 2020
- b. CORRESPONDENCE: SE Senior Services Report

M/S: Gilbert/Decker to approve the Consent Agenda, as presented. Motion approved unanimously by polled vote.

BOROUGH MANAGER'S REPORT

In addition to the Travel Report and Disposition of Grant Acquired Assets provided, Von Bargaen provided updates on the following:

- Upcoming Meeting on the social fabric
- Greg Meissner, Harbormaster, has submitted his resignation as he will retire at the end of June
- Senate Bill to allow people to opt out of smart meters – there is language to exempt municipalities. Decker asked who sponsored that bill and it was reported that Senator Begich sponsored this.
- Attended a ferry call for status if AMHS with the Mayor
- Zarembo meeting last week
- ICAP discussion – Amber is in regular contact with the legislators and Senator Stedman's office regarding this
- Wastewater Treatment Plant – waiver status
- Senators Sullivan and Murkowski have both submitted letters against the Humpback Whale letter for Southeast Alaska

Von Bargaen deferred to Prysunka regarding a call from Ortiz stating that they may be able to designate a Social Worker position for the state to Wrangell. Prysunka will be working with the hospital to prepare a package for this. Also the closing of the ADFG office did not make it out of committee, so unless the Governor strikes it directly, the office will remain.

Prysunka asked about the Grant Acquired Assets and Finance Director Joyce Mason clarified that if the item can still be used for purposes within the Borough, that is fine. At the time that we want to dispose of the item, we have to contact the Dept of Homeland Security for approval.

BOROUGH CLERK'S FILE

Clerk Lane's report was provided.

MAYOR AND ASSEMBLY BUSINESS

Decker attended Southeast Conference last week and weather caused delays, but she did report on the discussion and said that ferries were the hot topic. The Department of Transportation came and spoke regarding roads in Southcentral Alaska. She also provided a couple of news articles regarding seafood news that will be in the Clerk's office.

Gilbert attended the SEARHC Advisory Committee meeting and the opening is set for Spring of 2021. The pharmacy is being added and there will be a new configuration for the clinic. There are no changes in the structure or the operation of the hospital.

Prysunka stated that he and Von Bargaen worked with the Governor's Office on the visit and was pleased with the attempts made to visit Wrangell. Von Bargaen stated that the trip north after Wrangell was cancelled was pre-planned and not a result of the cancellation.

MAYOR AND ASSEMBLY APPOINTMENTS

Appointment to the Investment Committee – With no opposition from the Assembly, DeLong was appointed as the second Assembly member to the Investment Committee.

Hearing no objections from the Assembly, Prysunka appointed community member, Jim DeBord to fill the Community Member seat.

PUBLIC HEARING

11a ORDINANCE NO. 974 OF THE ASSEMBLY OF THE CITY AND BOROUGH OF WRANGELL, ALASKA AMENDING THE WRANGELL MUNICIPAL CODE, CREATING CHAPTER 3.15 "INVESTMENT COMMITTEE" (*second reading*)

Mayor Prysunka declared the Public Hearing open for Ordinance No. 974.

Prysunka declared the Public Hearing closed on this item and entertained a motion.

M/S: Larrabee/Gilbert to approve Ordinance No. 974. Motion approved unanimously by polled vote.

UNFINISHED BUSINESS

12a RESOLUTION No 02-20-1511 OF THE ASSEMBLY OF THE CITY AND BOROUGH OF WRANGELL, ALASKA AUTHORIZING ROCK USAGE AND AN EASEMENT AGREEMENT WITH ROYCE AND SHERRI COWAN TO CONSTRUCT A DRIVEWAY ACCESS ACROSS A PORTION OF BOROUGH PROPERTY, TRACT A, ASLS 94-135 AND SECTION 27, TOWNSHIP 62, RANGE 84 WEST, COPPER RIVER MERIDIAN, TO THEIR REMOTE PROPERTY IN WRANGELL ISLAND EAST SUBDIVISION

M/S: Gilbert/Powell to approve Resolution No. 02-20-1511.

Von Bargaen recapped the history of this and provided the easement agreement and a resolution. The easement agreement includes recommendations from the P&Z Commission. This easement agreement will come back with a cost associated for the actual rock. Also, there could be additional requests from other landowners down the road. If so, at that time there will be additional

agreements between the Borough and the Cowan's and between the Borough and the other party as well.

Gilbert asked about the provision for deviations from the proposed path, for example due to obstacles. Von Bargaen stated that there will be a survey next that will determine that.

Motion approved unanimously by polled vote.

NEW BUSINESS

13a ORDINANCE No 975 OF THE ASSEMBLY OF THE CITY AND BOROUGH OF WRANGELL, ALASKA, REPEALING SECTION 14.11.005, FEE SCHEDULE, IN ITS ENTIRETY AND ESTABLISHING A NEW PROCESS FOR FEES IN CHAPTER 14.11 HARBOR AND PORT FACILITIES OF THE WRANGELL MUNICIPAL CODE

M/S: Decker/Gilbert to approve first reading of Ordinance No. 975 and move to a Second Reading with a Public Hearing to be held on February 25, 2020.

Von Bargaen clarified that this is the same thing that we have done with other departments and there will be resolutions for any future changes with public hearings.

Motion approved unanimously by polled vote.

13b Approval of Contract Award to Heller High Water, LLC in the amount of \$66,301.07 for the City Dock Summer Float Procurement Project

M/S: Decker/Powell to approve Contract Award to Heller High Water, LLC in the amount of \$66,301.07 for the City Dock Summer Float Procurement Project

Von Bargaen said that funds are coming from the Commercial Passenger Vessel fund and has been on the Capital Projects list for a while.

Prysunka had a question about why this bid was much less than the others. Meissner stated that it is due to local construction instead of construction elsewhere and shipping it in.

Motion approved unanimously by polled vote.

13c Discussion Item: Borough Hiring Practices and Policies

Decker had a question if these documents were current or new to this situation. Von Bargaen stated that these were brought up and created by Mollen shortly before this issue was brought up. The Hiring Checklist, however, is new.

Gilbert asked about if new employees sign something stating that they have received the policy manual and tech use policy prior to employment. Mollen explained that during their orientation, employees signed an Acknowledgement of Receipt form for the Personnel Regulations, but that there currently isn't a Technology Use policy. One will be developed per Assembly request.

Morrison asked about phone screening and what that meant. The question was raised if policy should be developed on which positions receive a phone screen. It will be added to policy for Department Heads.

Powell asked about background checks for financial and medical information. Prysunka explained information he had received from the attorney regarding when this could be done and why or why not it would be checked.

Prysunka mentioned that he had spoken to the attorney regarding some questions that he had. He also stated that he had reviewed the Petersburg application and liked what they did. They also use a third party for background checks and financial checks as needed to remove the burden of proof from their staff.

Powell asked about background checks. Von Bargaen stated that P&R already does background checks for volunteers through a third party but was unsure of the costs. Mollen also recapped the options and pricing through the Alaska Department of Public Safety. The Assembly guidance was to gather information and prices on the third party.

Von Bargaen reviewed the concerns about discriminating against a candidate for their criminal background. She wants to prepare some guidance for hiring managers on this subject.

Gilbert asked about our Employment Application and adding a section where the applicant was asked to explain any past convictions. Prysunka stated that the Petersburg application had a good section to cover that and we should see about adding the same to our application.

Von Bargaen reviewed the EEOC guidelines related to criminal backgrounds provided by Mollen.

Decker asked if these background checks and drug screenings would be cost prohibitive and reduce the labor pool. Mollen reviewed the costs for the drug screenings. Von Bargaen noted that even though marijuana is legal in the state, it is still federally illegal and could conflict with federal grants if we allowed it across the board.

Decker asked if marijuana results were automatically part of the panel and if it could be removed. Discussion was centered around whether the City & Borough should allow marijuana outside of work to be permissible. Mollen will contact our drug testing third party to see if they can remove the marijuana testing from the panel and/or report it separately.

ATTORNEY'S FILE

14 Available for Assembly review in the Borough Clerk's office.

EXECUTIVE SESSION

15 **Executive Session: *M/S: Gilbert/Decker to move, pursuant to AS 44.62.310©(3), that we recess and move into Executive Session inviting the Borough Manager and Finance Director to discuss matters related to fraud action against the Borough the detailed knowledge of which could impact recovery of funds. Motion approved unanimously by polled vote.***

Recessed into Executive Session at 8:47 p.m.
Reconvened back into Regular Session at 9:22 p.m.

Adjourned at 9:23 p.m.

Stephen Prysunka, Mayor

ATTEST: _____
Kim Lane, MMC, Borough Clerk

CITY & BOROUGH OF WRANGELL, ALASKA
BOROUGH ASSEMBLY AGENDA STATEMENT
Consent Agenda Item

<u>AGENDA ITEM TITLE:</u>	<u>DATE:</u>	February 25, 2020
	<u>Agenda Section</u>	Consent Agenda Item

Approve Saturday, May 2, 2020 and Saturday, October 10, 2020 the 2020 Tax Free Days, as allowed under WMC 5.08.060 (*requested by the Wrangell Chamber of Commerce*)

SUBMITTED BY:

Kim Lane, Borough Clerk

FISCAL NOTE:

Expenditure Required: \$XXX Total

FY 20: \$	FY 21: \$	FY22: \$
-----------	-----------	----------

Amount Budgeted:

	FY20 \$XXX
--	------------

Account Number(s):

	XXXXXX XXX XXXX
--	-----------------

Account Name(s):

	Enter Text Here
--	-----------------

Unencumbered Balance(s) (prior to expenditure):

	\$XXX
--	-------

Reviews/Approvals/Recommendations

<input type="checkbox"/>	Commission, Board or Committee
Name(s)	
Name(s)	
<input type="checkbox"/>	Attorney
<input type="checkbox"/>	Insurance

ATTACHMENTS: 1. Request Letter from the Wrangell Chamber of Commerce.

RECOMMENDATION MOTION:

Approve under the Consent Agenda



Wrangell Chamber of Commerce
P. O. Box 49
Wrangell, AK 99929
(907) 874-3901
stephanie@wrangellchamber.com
www.wrangellchamber.org

January 31, 2020

City & Borough of Wrangell
P.O. Box 531
Wrangell, AK 99929

Dear Assembly Members,

Re: 2020 Tax Free Days

The Wrangell Chamber of Commerce would respectfully request that the tax free days for 2020 be set for Saturday, May 2th and Saturday, October 10th.

Thank you for your consideration, and please feel free to contact the Chamber office with any questions.

Sincerely,

A handwritten signature in black ink, appearing to read "Tony Datch". The signature is fluid and cursive, with the first name "Tony" and last name "Datch" clearly distinguishable.

President of the Wrangell Chamber of Commerce.

CITY & BOROUGH OF WRANGELL, ALASKA BOROUGH ASSEMBLY AGENDA STATEMENT

<u>AGENDA ITEM TITLE:</u>	<u>DATE:</u>	February 25, 2020
	<u>Agenda Section</u>	6

Final Plat approval of the Smith/Young Subdivision, a subdivision of Lot 6, Block 7, Wrangell Island West Subdivision, Plat 83-11, Creating Lots 6A and 6B, Zoned Rural Residential, requested by Dan Smith and owner Scott Young

SUBMITTED BY:

Carol Rushmore, Economic Development
Director

FISCAL NOTE:

Expenditure Required: \$XXX Total

FY 20: \$	FY 21: \$	FY22: \$
-----------	-----------	----------

Amount Budgeted:

	FY20 \$XXX
--	------------

Account Number(s):

	XXXXXX XXX XXXX
--	-----------------

Account Name(s):

	Enter Text Here
--	-----------------

Unencumbered Balance(s) (prior to expenditure):

	\$XXX
--	-------

Reviews/Approvals/Recommendations

<input type="checkbox"/>	Commission, Board or Committee
Name(s)	Planning and Zoning Commission
Name(s)	
<input type="checkbox"/>	Attorney
<input type="checkbox"/>	Insurance

ATTACHMENTS: 1. Memo from PZ Secretary 2. Final Plat 3. Aerial photo of property.

RECOMMENDATION MOTION:

Approve under the Consent Agenda.

SUMMARY STATEMENT:

The applicant is subdividing his property located in Wrangell West Subdivision in half, each half is just over 2 acres. Both properties share a driveway access.

MEMORANDUM

**TO: KIM LANE, BOROUGH CLERK
HONORABLE MAYOR AND MEMBERS OF THE ASSEMBLY
CITY AND BOROUGH OF WRANGELL**

**FROM: ALEISHA MOLLEN
PLANNING AND ZONING SECRETARY**

**SUBJECT: FINAL PLAT APPROVAL OF THE SMITH/YOUNG SUBDIVISION, A
SUBDIVISION OF LOT 6, BLOCK 7, WRANGELL ISLAND WEST
SUBDIVISION, PLAT 83-11, CREATING LOTS 6A AND 6B, ZONED
RURAL RESIDENTIAL, REQUESTED BY DAN SMITH AND OWNER
SCOTT YOUNG.**

DATE: FEBRUARY 14, 2020

The Planning and Zoning Commission, at their regular meeting of February 13, 2020, approved the Final Plat of the Smith/Young Subdivision, a subdivision of Lot 6, Block 7, Wrangell Island West Subdivision, Plat 83-11, creating Lots 6A and 6B, zoned Rural Residential, requested by Dan Smith and owner Scott Young. The motion passed unanimously by polled vote.

I HEREBY CERTIFY THAT I AM THE OWNER OF THE PROPERTY SHOWN AND DESCRIBED
HEREON AND THAT I HEREBY ADOPT THIS PLAN OF SUBDIVISION WITH MY FREE CONSENT
AND DEDICATE ALL STREETS, ALLEYS, WALKS, PARKS AND OTHER OPEN SPACES TO
PUBLIC OR PRIVATE USE AS NOTED.

DATE _____ SCOTT H. YOUNG _____

NOTARY'S ACKNOWLEDGMENT

U.S. OF AMERICA
STATE OF ALASKA
CITY AND BOROUGH OF WRANGELL

THIS IS TO CERTIFY THAT ON THIS _____ DAY OF _____, 20____, BEFORE ME, THE UNDERSIGNED A NOTARY PUBLIC IN AND FOR THE STATE OF ALASKA, DULY COMMISSIONED AND SWORN, PERSONALLY APPEARED _____
TO ME KNOWN TO BE THE IDENTICAL INDIVIDUAL(S) MENTIONED AND WHO EXECUTED THE WITHIN PLAT AND _____ ACKNOWLEDGED TO ME THAT _____ SIGNED THE SAME FREELY AND VOLUNTARILY FOR THE USES AND PURPOSES THEREIN SPECIFIED.

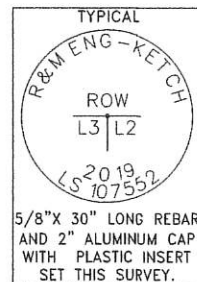
WITNESS MY HAND AND NOTARY SEAL THE DAY AND YEAR IN THIS CERTIFICATE FIRST
HEREIN WRITTEN.

NOTARY PUBLIC IN AND FOR THE STATE OF ALASKA

MY COMMISSION EXPIRES _____

PLAT NOTES

1. THE PURPOSE OF THIS SURVEY IS TO SUBDIVIDE LOT 6 INTO TWO LOTS, CREATING LOTS 6A AND 6B.
2. REFERENCE THE FOLLOWING WITHIN THE WRANGELL RECORDING DISTRICT:
DEED 2008-000317-0
PLAT 183-11 (WRANGELL ISLAND WEST SUBDIVISION)
PLAT 2015-4 (McCLOSKEY / ROONEY REPLAT)
3. REFERENCE AK. ESCROW AND TITLE INSURANCE AGENCY CERTIFICATE TO PLAT FILE NO. 57187.
4. ALL BEARINGS SHOWN ARE TRUE BEARINGS AS ORIENTED TO THE BASIS OF BEARING AND DISTANCES SHOWN ARE REDUCED TO HORIZONTAL FIELD DISTANCES.
5. THE ERROR OF CLOSURE DOES NOT EXCEED 1:5000.



CLIENT: DAN SMITH
P.O. BOX 911
WRANGELL, ALASKA 99929

DRAWN BY: MCH
CHECKED BY: CGP
DATE PLATTED: SEPTEMBER, 2019
16 SURVEYED: AUGUST, 2019
E: $\angle = 40'$
EYED BY: MCH
PROJ NO.: 192740

CERTIFICATE OF APPROVAL BY THE ASSEMBLY

I HEREBY CERTIFY THAT THE SUBDIVISION PLAT SHOWN HEREON HAS BEEN FOUND TO COMPLY WITH THE SUBDIVISION REGULATIONS OF THE CITY AND BOROUGH OF WRANGELL ASSEMBLY AS RECORDED IN MINUTE BOOK _____ PAGE _____ DATED _____ 20_____, AND THAT THE PLAT SHOWN HEREON HAS BEEN APPROVED FOR RECORDING IN THE OFFICE OF THE DISTRICT COURT, EX OFFICIO RECORDER, WRANGELL, ALASKA.

DATE _____ MAYOR, CITY AND BOROUGH OF WRANGELL
ATTEST: _____

CITY CLERK

CERTIFICATE STATE OF ALASKA
(FIRST JUDICIAL DISTRICT)ss

I, THE UNDERSIGNED, BEING DULY APPOINTED AND QUALIFIED, AND AN ACTING ASSESSOR FOR THE CITY AND BOROUGH OF WRANGELL, HEREBY CERTIFY, THAT ACCORDING TO THE RECORDS IN MY POSSESSION, THE FOLLOWING DESCRIBED PROPERTY IS CARRIED ON THE TAX RECORDS OF THE CITY AND BOROUGH OF WRANGELL, IN THE NAME OF

AND THAT ACCORDING TO THE RECORDS IN MY POSSESSION, ALL TAXES ASSESSED AGAINST SAID LANDS ARE PAID IN FULL; THAT CURRENT TAXES FOR THE YEAR 20____ WILL BE DUE ON OR BEFORE OCTOBER 15, 20____ DATED THIS____ DAY OF _____.

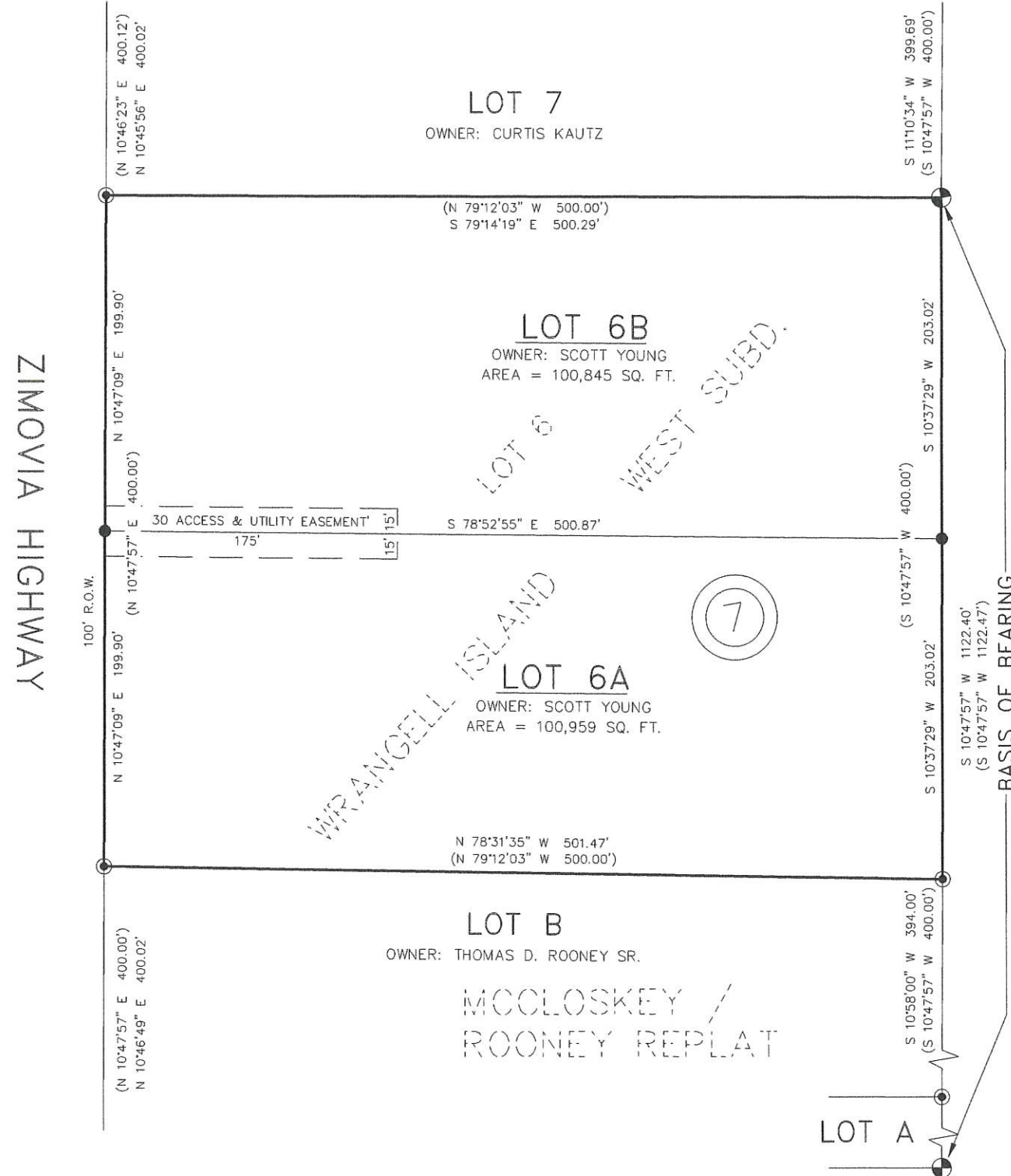
ASSESSOR CITY AND BOROUGH OF WRANGELL

CERTIFICATE STATE OF ALASKA
(FIRST JUDICIAL DISTRICT)ss

I THE UNDERSIGNED, AS THE PROPERTY TAX CLERK FOR THE CITY AND BOROUGH OF WRANGELL, HEREBY CERTIFY, THAT ACCORDING TO THE RECORDS IN MY POSSESSION, THE FOLLOWING DESCRIBED PROPERTY IS CARRIED ON THE TAX RECORDS OF THE CITY AND BOROUGH OF WRANGELL, IN THE NAME OF




AND THAT ACCORDING TO THE RECORDS IN MY POSSESSION, ALL TAXES ASSESSED AGAINST SAID LANDS ARE PAID IN FULL; THAT CURRENT TAXES FOR THE YEAR 20____ WILL BE DUE ON OR BEFORE OCTOBER 15, 20____ DATED THIS____ DAY OF_____.

ASSESSOR CITY AND BOROUGH OF WRANGELL



VICINITY MAP:
SCALE: NOT TO SCALE

LEGEND

- | | |
|---|--|
|  | PRIMARY MONUMENT RECOVERED THIS SURVEY |
|  | 5/8 REBAR 30" LONG WITH 2" ALUM CAP WITH PLASTIC INSERT
SET THIS SURVEY |
|  | SECONDARY MONUMENT RECOVERED THIS SURVEY |
| (88.09) | DATA OF RECORD |
| 88.09 | DATA MEASURED OR COMPUTED |


SCALE 1"=40'

THIS DRAWING MAY BE REDUCED, VERIFY SCALE BEFORE USING



1 METER = 3.2808333 U.S. SURVEY FEET
1 U.S. ACRE = 0.4047 HECTARES

WRANGELL RECORDING DISTRICT

Revisions		
No.	Date	Description
		
R&M ENGINEERING-KETCHIKAN, INC. 7180 REVILLA ROAD, SUITE 300 KETCHIKAN, AK 99901		Phone: (907) 225-7817 Fax: (907) 225-3441
WRANGELL OFFICE P.O. BOX 701 WRANGELL, AK 99929		Phone: (907) 305-0820
CERTIFICATE OF AUTHORIZATION #: C576		

PROJECT: **SMITH / YOUNG SUBDIVISION**
THE SUBDIVISION OF LOT 6, BLK 7, WRANGELL ISLAND
WEST SUBDIVISION, PLAT 83-11, CREATING LOTS 6A &
6B, SMITH / YOUNG SUBDIVISION, WITHIN THE CITY AND
BOROUGH OF WRANGELL.

SURVEYOR'S CERTIFICATE

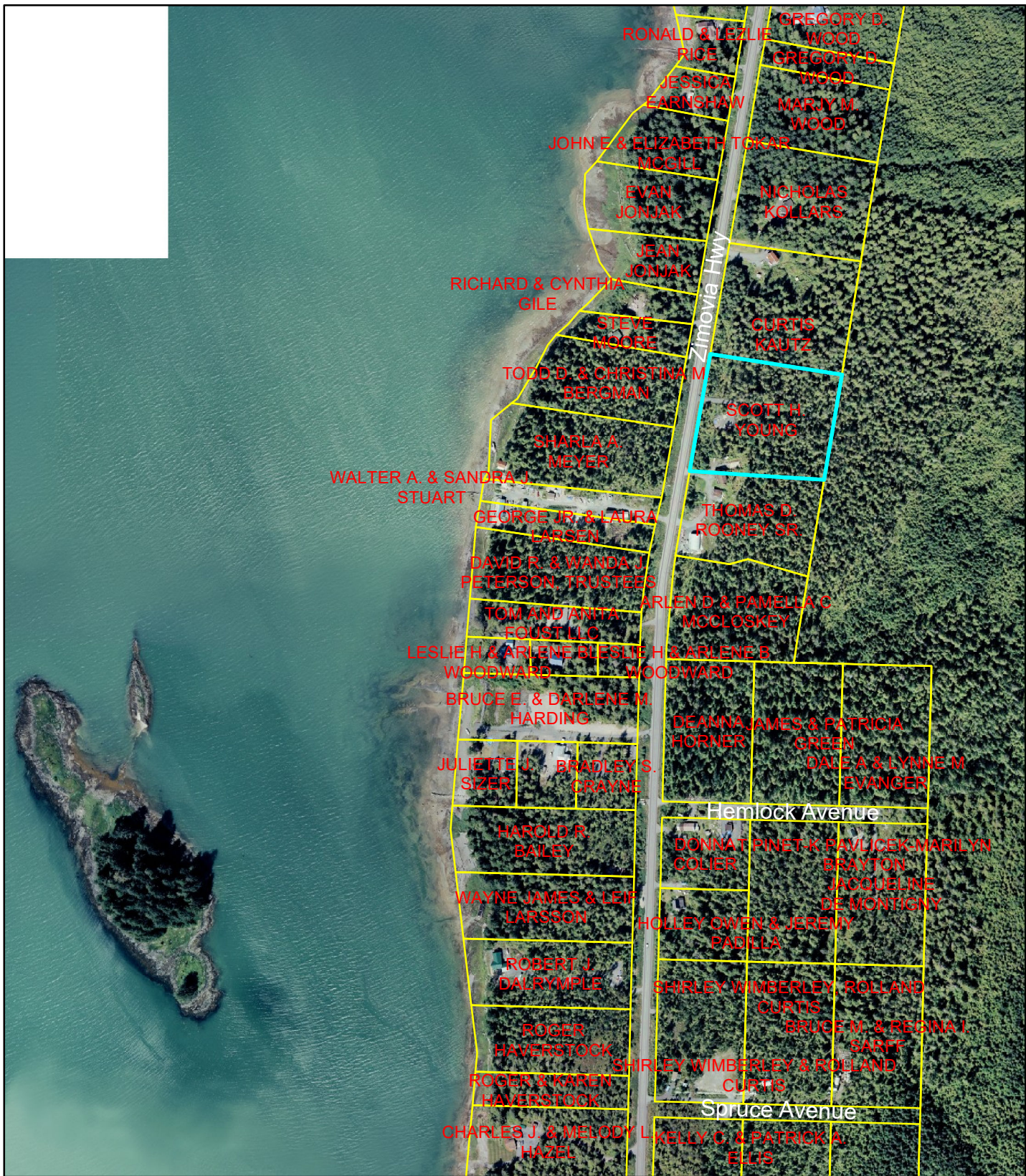
I HEREBY CERTIFY THAT I AM A REGISTERED SURVEYOR, LICENSED IN THE STATE OF ALASKA, AND THAT IN 2019 A SURVEY OF THE HEREIN DESCRIBED LANDS WAS CONDUCTED UNDER MY DIRECT SUPERVISION AND THAT THIS PLAT IS A TRUE AND ACCURATE REPRESENTATION OF THE FIELD NOTES OF SAID SURVEY, AND THAT ALL DIMENSIONS AND OTHER DETAILS ARE CORRECT ACCORDING TO SAID FIELD NOTES.

10/23/2019
DATE CHRISTOPHER G. PIBURN LS 107552



CITY AND BOROUGH OF WRANGELL, ALASKA

Item d.



17

= 525 feet

Date: 2/19/2020

Public Map



**DISCLAIMER: THESE MAPS ARE FOR PLANNING PURPOSES ONLY.
PROPERTY LINES ARE APPROXIMATE.**

Minutes of the Wrangell Port Commission

Held Thursday, December 5, 2019

Chairman John Martin called the Regular Port Commission meeting to order at 7:00 p.m., December 5, 2019 in the Borough Assembly Chambers.

PRESENT: MITCHELL, MERRITT, MARTIN, YEAGER, MORRISON
ABSENT: NONE

Harbormaster Greg Meissner was also in attendance.

APPROVAL OF MINUTES

- a. Meeting Minutes from Regular 10-9-2019

M/S: Mitchell/Merritt to approve the minutes, as presented. Motion approved unanimously.

AMENDMENTS TO THE AGENDA – None.

CORRESPONDENCE – None.

PERSONS TO BE HEARD – None.

HARBORMASTER'S REPORT

Meissner reported on the following:

- Shoemaker Bay
- Management Systems
- Fish Expo (November 21-23)
- Light replacement to LED bulbs at Heritage, Standard Oil, and Inner Harbor
- Security cameras
- Winter equipment preparedness

COMMISSIONER REPORTS

Morrison questioned if new ladders would be installed at the Shoemaker Harbor. Meissner stated that yes, they would be installing ladders.

Merritt commented on the lighting at Heritage Harbor; glad that the lighting is being addressed.

Martin reported that he had been told that the cruise ships had dumped waste into our waters. Meissner said that no, that was not accurate.

UNFINISHED BUSINESS – None.

NEW BUSINESS

10a Proposal to change section 14.03.040 of the WMC to change the start time of Port Commission meetings to 6:00 p.m.

*M/S: Mitchell/Yeager to Approve the Borough Clerk drafting an Ordinance
Assembly Approval to change the Port Commission meeting start time from 7:00 p.m.
to 6:00 p.m.*

Item e.

Motion approved unanimously.


NEXT AGENDA ITEMS

- Cruise Industry Rates

The next Regular meeting will be on January 15, 2020.

Regular meeting adjourned at 7:46 p.m.


John Martin, Chair


Port Secretary

City and Borough of Wrangell

Capital Facilities Department Report

February 21, 2020

Facilities Service & Maintenance - Capital Facilities provides service and maintenance to City and Borough of Wrangell facilities.

- **Facilities Work Order Management.** Work orders come into the Capital Facilities Department either as a Preventive Maintenance (PM) scheduled work order or as a Reactionary Maintenance and Repair (Non-PM) work order.

Due to a lack of an adequate work force in the department to address all of the maintenance, repair and capital project needs, the majority of PM work orders are not being addressed. The workload from the Non-PM work orders and special projects is more than our two maintenance staff can manage and perform, and it has become increasingly difficult to find local contractors with the ability to assist in correcting building deficiencies. In the meantime, the department is prioritizing the work, as we are presented with new challenges on a regular basis.

Below are a few highlights of more significant facility maintenance and repair projects:

- **Public Works Garage (City Shop)**
 - Garage Waste Oil Burner/Heater. Maintenance staff continue to assist in the routine maintenance and operation of the Public Works Garage waste oil burner. The system may be undersized and also struggles to burn efficiently because the waste oil material going into it is not monitored at the harbors intake locations for the disposal of unwanted waste oil contaminants. There is a need to further explore an upgrade in either components of the system, or a new or supplemental system.
 - A contractor completed repairs to the leaking roof in the Garage bay area.
 - The storage building attached to the south side of the Garage building is leaking, where the roof and wall meet. The metal roof will require replacement along with some of the roof sheathing that has decayed. It may also be best to rebuild this space completely.
 - Garage Wallboard Asbestos. Certain walls in the Garage have a finish wallboard that contains 39% Chrysotile, which is one of the most commonly used forms of asbestos in building materials. Staff will be working to identify the appropriate abatement measures to correct this workplace hazard while an abatement team is in Wrangell for abatement of Public Safety Building materials.

Materials containing asbestos should be either be encapsulated or removed, and it is recommended that the work carried out reduce disturbance of the asbestos fibers. Until a solution has been implemented, CF has requested that all Public Works' personnel be given clear direction that no work is to be performed that would puncture, cut, or

otherwise expose the fibrous materials of the wallboard and cause them to become airborne.

The necessary abatement of this wallboard has delayed the reconstruction of the mechanics' office due to the presence of the same wallboard in the expansion area.

- **Senior Center.** CF Dept staff have made several maintenance and repairs to the senior Center, including kitchen faucet replacement, hot water heater plumbing repairs from exposed, uninsulated water lines in the crawl space. Pipe insulation wrapping will be added to protect the pipes.

City Hall

- A former boiler exhaust vent that was not properly modified when the boiler was removed from the building shows signs of deterioration at the roof penetration. This area is on the list for contractor repair assist as the weather allows.
- Last year, the HR staff's office had a leak between the window and the wall. A great deal of investigation work occurred to try and identify the problem, to no avail. Several months ago, water was again noted at the same location and the wall was reopened to investigate, again, with no clear indication of the problem. The decision was made to leave the wall open so it could dry out and allow for further investigation from the exterior once the rainy/windy weather subsided. A couple of weeks ago, staff noticed a mold-like substance growing on the inside of the wall. With air monitoring and mold spore sampling services taking place at the Public Safety Building, we decided to take the opportunity to check the air quality of City Hall and take mold spore samples from the HR office, as well as from throughout the building.

Results were received this week, along with the report and recommendations from the ATC environmental engineer. While the full report is attached here, in brief, the report indicates that:

1. "Upon laboratory analysis sample results of microbial air samples collected in the City Hall Building found low levels of moisture indicating spores present, with levels being at or just above the limit of detection. All other spore found were ubiquitous and expected to be seen based on the age of the building, geographical location and time of season."
2. Surface/Source Sampling was performed on the visually suspect mold in the HR office open wall cavity. Results verified microbial growth with low to moderate levels of *Aspergillus*/*Penicillium*-like and *Graphium* mold growth.

Recommendations were provided for remediation. A remediation and repair plan will be developed, to include the necessary environmental controls. In the meantime, a HEPA filter has been placed in the office for added benefit, and the wall has been sealed, as recommended, to eliminate the potential for disturbance and air contamination.

- **Fire Substation (at 5-Mile).** A former boiler exhaust vent that was not properly modified when the boiler was removed shows signs of deterioration at the roof penetration, much like at City Hall, and has been found to be leaking. This area is on the list for contractor repair assist as the weather allows.

- **Swimming Pool**

- The overhead and underwater lighting issues in the Pool Natatorium continue to present challenges. We are currently working with an electrical engineer to identify options for a lighting solution. We are finding that the original underwater lights (referred to as wet-niche lights) are no longer manufactured, which may pose a problem to find a replacement fixture to work with the niche shroud. Because the niche shroud is cast into the concrete pool wall, it would not be a simple removal and replacement. In addition to this problem, several of the wet-niche openings were covered over with tile. It is unclear whether the cavity was filled with concrete or if the opening was only tiled over. This will pose additional problems with our attempt to return the wet-niche lights, to operation. The engineer is exploring various lighting models which would provide necessary lighting without the glare presented to the lifeguards, from the lack of underwater lights.
- This week, several leaks were identified at the interior of the lobby roof, and as well in the racquetball court. A full inspection of the roof will require a significant effort; however, staff are developing a plan for investigation and in-house repairs.

- **Public Safety Building**

- Staff continue to work on HVAC system repairs and upgrades.
- Still have a few radiant heat control valves to be replaced.
- Toilets, drains and lights are sources for continual Non-PM work orders.
- Sprinkler system failure. On Saturday, January 18th, a sprinkler head broke and caused a pipe rupture. Two offices spaces and a janitor's closet were affected on the second floor, and the Garage, in the Police section on the first floor, was affected. The area affected by the sprinkler system break was quite minimal for water damage; however, before proceeding with drywall and insulation repairs, air monitoring and surface/bulk sampling was performed, not only in the affected areas, but throughout the entire building.

Results were received this week, along with the report and recommendations from the ATC environmental engineer. While the full report is attached here, in brief, the report indicates that:

1. Air Monitoring. "Upon laboratory analysis sample results of microbial air samples collected in the Public Safety Building found a mixture of spores that correlate to the outside control samples in quantities equal to or less than outdoor results."

Further, "Two types of spores associated with moisture were detected *Aspergillus/Penicillium* and *Stachybotrys*. *Aspergillus/Penicillium* was detected in low or equal spore counts comparative to the background exterior sample. Only a few samples had a detectable level of *Stachybotrys*, with those spore counts being just at the level of detection. Sample correlation show fungal types extremely similar to what would be typical for the weather conditions and the season of the

year and building conditions. All other fungi types illustrate non-significant amounts of fungal spore that typically would be seen at the current season and time of year and regional conditions.”

2. Surface/Source Sampling. Tape lifts were performed in several locations as representative samples of the building. Additionally, surface sampling of the two areas where there was visible suspect mold, in the open wall cavities of the Interview Room #233 and the Court Clerk Office #245, which verified microbial growth with several types of mold growth detected.

Recommendations were provided for remediation. A remediation and repair plan for Interview Room #233 will be developed, to include the necessary environmental controls. A couple of years ago, as recommended by environmental professionals, a HEPA filter was placed in the Court Clerk Office and that office was vacated and sealed to eliminate the potential for disturbance and air contamination. The remediation and repair for the Court Clerk’s office is part of a proposed larger exterior wall and siding replacement project.

The Police Department’s Garage was treated as a separate case for air monitoring and surface sampling because there was visible mold discovered in the ceiling when drywall and insulation was removed to minimize water damage. This mold was dry and from a previous moisture-related problem, suspecting to be a leaking mop sink drain.

Results for this case were also received this week, along with the report and recommendations from the ATC environmental engineer. While the full report is attached here, in brief, the report indicates that:

1. Surface/Source Sampling. A tape lift was collected from the visible mold growth on the ceiling drywall of the garage. Three types of spores associated with moisture were detected as *Aspergillus/Penicillium*, *Stachybotrys* and *Ulocladium*.
2. Air Monitoring. “Laboratory analysis found moisture indicating species of spores. The *Aspergillus/Penicillium* spores identified correlated with the interior air sample, other samples identified are also known moisture indicating spores but were not detected in air sampling at the time of inspection.” These fungi types illustrate non-significant amounts of fungal spore that typically would be seen at the current season and time of year and regional conditions.

Recommendations were provided for remediation at the ceiling in the Garage. Building materials with this mold growth will be abated in the near future with proper environmental controls in place. In the meantime, all ceiling openings in the Garage have been sealed off to eliminate the potential for disturbance and air contamination.

Of note is that this Garage has an air system, which is separate from the rest of the building; therefore, there is no danger of cross contamination through the HVAC system.

- **Nolan Center.**

- Tiled flooring throughout the building has been evident for a few years. The ceramic tile in the women's bathroom recently broke apart in one of the toilet stalls and extending into the main stall walkway, and this area was becoming a hazard. Tile repair was contracted to reseal the existing tile and replace the cracked toilet. It is likely that a full tile floor replacement will be necessary in the future.
- Several zone valves have recently failed, requiring replacement. When these valves fail, they generally do so and get stuck at the on setting, which pushes the heat to 130 degrees. Last week areas affected by these failed valves saw air temperatures soar to over 90 degrees and temperatures above the ceiling were over 100 degrees. Replacement valves were not on hand and required ordering. Meanwhile the temperature controls were manually adjusted and set to appropriate temperatures.
- **Nolan Center Standby Generator.** A recent evaluation of the Nolan Center standby generator indicates it is not sized adequately to carry the full load of the facility, nor does the entire building have connectivity to the backup power generation system. In order for the Nolan Center facility to operate as a critical care facility in times of disaster and/or emergency, it requires diesel power sufficient to power the entire building.

A future project entitled Nolan Center Standby Generator Upgrades was proposed as a priority capital project to the State of Alaska Designated Legislative Grants Program (CAPSIS) funding consideration for FY21.

Additionally, a grant was submitted in early February, to Homeland Security, requesting \$175,000 for the purchase of an adequately sized Generator and associated switch gear. The equipment cost is only a portion of the overall project cost, which would include fuel tank connection and electrical wiring and connectivity modifications.

Capital Improvement Projects - Capital Facilities provides management of capital improvement projects and major maintenance to City and Borough of Wrangell facilities and infrastructure.

GENERAL FUND PROJECTS

- **Nolan Center HVAC Direct Digital Controls System Upgrades.** This DDC upgrade project is complete.
- **Cemetery's Columbarium Addition.** Project management and report provided by Public Works.
- **Public Safety Building Siding and Roofing Renovations.** The CBW and WCA are still awaiting news of the success of WCA's grant, submitted to the Emergency Federal Law Enforcement Assistance (EFLEA) Program.

- **Public Safety Building Addressable Fire Alarm System Replacement.** Work has not yet commenced on this project. The first step will be to develop an RFP for electrical engineering design services, which may be combined with other projects with similar engineering needs.
- **Public Safety Building Heating System Piping Repairs.** The copper pipe for the heating system has shown signs of corrosion for several years, and this FY20-funded project is for a significant pipe and fitting replacement. Staff have recently identified some of the worst areas have now started to leak, and we have moved forward with material orders to commence work on this project.
- **Public Safety Building Oil-Fired Boiler Installation.** The oil-fired boiler installation is complete and is being maintained for full operation.
- **Swimming Pool's Domestic Hot Water Tank Replacement.** This project provides for the replacement of the Swimming Pool's deteriorated domestic hot water heater. The first step will be to develop an RFP for mechanical engineering design services, which may be combined with other projects with similar engineering needs.
- **Swimming Pool's HVAC System Upgrades, Phase III.** This project provides for the replacement of certain failed mechanical devices in the heating and cooling system. The first step will be to develop an RFP for mechanical engineering design services, which may be combined with other projects with similar engineering needs.
- **Kyle Angerman Memorial Playground Replacement.** The CBW received the grant agreement from the State of Alaska, Dept of Natural Resources, Division of Parks & Outdoor Recreation who is the body administering the pass-through grant from the National Park Service.

NORTH COUNTRY TRAILHEAD ACCESS ROAD REPAIR FUND

- **North Country Trailhead Access Road Repair (Streets).** Staff have identified the road maintenance needs for the Spur Road for access to the North Country Trailhead for use in developing a competitive solicitation for the construction work. Additional tasks required in advance of the construction bidding includes working with the Federal Highways Administration on their required utility certification, right of way certification, and project certification, the last of which will include their full review and approval of the contract documents prior to issuing for competitive bidding of the construction work. Depending on the time necessary to complete the planning work, the work will be completed by Summer 2020.

COMMERCIAL PASSENGER VESSEL EXCISE TAX FUND

- **Mt. Dewey Trail extension FLAP Grant Match (Parks & Recreation).** Following completion of the NEPA process and an initial discussions with the USACOE for the trail project, a recent meeting with the US Army Corps of Engineers had them recommending we proceed with design and submit Preconstruction Notification referencing a Nationwide Permit as applicable according to the conceptual or final design. The next step in this project is staff's development of a competitive solicitation for engineering design.

- **City Dock Summer Float (Ports and Harbors).** Four bids were received in January. A recommended award to the lower bidder, Heller High Water, LLC, was approved by the Assembly in February. Due to the delay in the bid opening and award, the substantial completion date will be adjusted with the contractor as his material orders are placed and an ETA is provided by the suppliers.
- **Petroglyph Beach Bathroom and Platform Improvements (Parks & Recreation).** This project provides for the constructed of a permanent year-round operational trailhead style bathroom. It also provides for certain repairs to the observation platform.

RESIDENTIAL CONSTRUCTION FUND

- **Borough-Wide Land Survey Project.** Regarding all three subdivision development projects listed below, the Planning & Zoning Commission will be reviewing the various subdivisions' alternatives in order to provide the Borough Assembly with a recommendation for each. The survey service solicitations for each site would be based on the final decision regarding the subdivision development.
 - Institute Phase I Subdivision Development Survey
 - 4-Mile Zimovia Highway Property Subdivision Development Survey
 - Etolin Street Foreclosed Lots Subdivision and Replat

INDUSTRIAL CONSTRUCTION FUND

- **5th and 6th Avenues Roadway Construction (Streets).** On September 11, 2019, the US Army Corps of Engineers issued a public notice of the reissuance of General Permit POA-2006-00215 (RGP-06) for the Wrangell Industrial Park Subdivision. This General Permit (GP) authorizes the placement of dredged and/or fill material, and structures, into wetlands associated with industrial development in the Wrangell Industrial Park Subdivision. Authorized activities include foundation pads, associated driveways, parking areas, and lot utilities for those subdivision lots yet to be developed. The GP is scheduled to expire on September 30, 2024. Following the Corps' public notice period, the CBW anticipates receiving the final reissuance of the permit.
- **Marine Service Center Survey and Replat (Ports and Harbors).** This survey project provides for the vacation of the existing platted Silvernail Drive ROW and the establishment of an access easement where the driving access is actually located through the Marine Service Center. The solicitation for this survey project will be combined with a couple of additional roadway survey projects as they are further identified.

ECONOMIC RECOVERY FUND

- **Mill Property Purchase.** Project management and report will be provided by the Borough Manager.

WRANGELL MUNICIPAL LIGHT & POWER FUND

- **Case Avenue Electrical Distribution Line Rebuild Survey.** Based on the project needs and the difference in survey outcomes with other CBW-surveys scheduled to be performed, the Case Avenue Rebuild Survey will be pursued as a separate survey project. The survey solicitation for

this project will be developed for the purpose of identifying existing right-of way limits, existing electrical pole locations, and any existing utility easements that may exist. The solicitation may also provide for the survey of the existing water and sewer mains, within the right-of-way, for use in a future sewer mains replacement project. Public Works plans to have the sewer mains inspected by camera to determine the need for sewer line replacement. We will wait to understand sewer main replacement needs before moving this survey project forward.

- **Power Generation Solution.** Project management and report provided will be provided by Municipal Light & Power.
- **3MW Transformers Purchase Phase 1.** An Invitation to Bid was issued for the procurement of the 3MW Transformer, and four bids were received on November 22, 2019. A recommendation to award the procurement project to WESCO Distribution in the amount of \$38,888 was included on the Borough Assembly's agenda on January 14, 2020.
- **Generators' Exhaust Insulation Blankets.** Project management and report will be provided by Municipal Light & Power. Solicitation development assistance will be provided by Capital Facilities.
- **Powerhouse Roof Repairs.** This project has been postponed and replaced with the **Power Diesel Generation Plant (Power Plant) Rehabilitation** project (see status under FUTURE PROJECTS IN FUNDING PHASE / PLANNING PHASE listed projects) due to the expected future demolition of the concrete structural portion of the Power Plant.

WATER FUND

- **Water Plant Bypass Line Valve Configuration.** Work has not yet commenced on this project.
- **Bennett Street Water Main Replacement.** The replacement of approximately 350' of 50-year old ductile iron pipe (DIP) water main was replaced complete in August 2019.

UPPER RESERVOIR BYPASS FUND

- **Upper Reservoir Bypass.** Earlier this year, staff narrowed the CBW's preferred alternative for accessing the water in the upper reservoir to the *Spillway Trench with Siphon* option, in an effort to bypass the lower reservoir to the treatment plant. Before confirming that option as our preferred alternative, the engineers were queried as to limitations with this option. Staff's initial concern was related to limitations of accessing the full depth of the stored raw water. Although the engineer's modeling of the system looked like it would work, on paper, their level of confidence that this alternative would work was reduced given that this is not a normal siphon scenario. They could not confirm the reliability of the model since there is no existing precedence for siphoning to a closed pipe system.

Since siphons are generally conveyed to an open-ended outlet, the discussion turned to siphoning to a downstream intake location; however, based on elevations and topography, the intake pool would likely need to be close to the toe of the dam, which is not ideal.

Under the premise that connecting to the pipe would not create a “closed system” since the draw from the plant would provide constant flow, the Water Department staff asked to revisit the design of the siphon connected directly to the pipe instead of into an open trench, or the intake pool. Last week we met with the project engineers and analyzed this idea again. With the engineers present, we also spoke with Karl Hagerman, Petersburg Utility Director, who experienced a pipe collapse some years ago with their Cabin Creek Waterline, a siphoned, 6-mile run of 24” HDPE waterline. He described the problem causing the pipe collapse as a vacuum from a change in flow resulting from algae growth on the interior of the pipe. Karl described how with proper engineering of the conveyance system with added mechanisms and procedures in place for routine interior pipe cleaning, they have been able to continue use of this line without further problem.

The water department, with the aid of White Enterprises and their recollection of where they installed a portion of bypass line during the late 1990s, or early 2000s, investigated the location of the existing pipe to be able to ascertain the condition of the pipe (there are no as-builts for this work). While the assumption has always been that both ends of the pipe installed were open-ended and capped, Todd White recalled that they had tied the bypass pipe into the waterline that leaves the lower reservoir and feeds the treatment plant. They found that connection to be true and exposed it and as well found the upper, open-ended terminus of that pipe. They also found that the line was installed with Ductile Iron Pipe (DIP) instead of what the engineered plans for the project specified, as High Density Polyethylene Pipe (HDPE). It is our understanding that with no funds to install the pipeline, the CBW, at that time, used what material was easy to install (the CBW did not acquire an HDPE pipe welding machine until around 2012).

With the camera, we could only access about 50’ of the upper terminus of the pipe, due to surface friction, and with that visual, the interior wall of the DIP appeared clean and smooth. We had discussed the possibility to camera the pipe through the air reliefs, but we could not get the camera to bend enough to make the turn, so we only have a look at the interior of the pipe through the upper terminus end. We are waiting for more favorable weather conditions to proceed with the water pressure test of the existing DIP, as the pipe will have to be filled from the upper, open end for the test.

Following the meeting with the engineers and Karl Hagerman, Shannon & Wilson and CRW have been asked to revisit their engineering alternatives analysis and return to us with a further analysis for the design of the siphon option considering best engineering practices for this delivery method. We anticipate their return with this information before the end of January.

WATER MAINS REPLACEMENT FUND

- **Water Mains Replacement.** Following ADEC’s approval of our request for a grant extension through January 2021, an RFP for competitive selection for engineering design services is required as next steps for project development. CBW staff will be developing this solicitation.

WATER TREATMENT PLANT IMPROVEMENTS FUND

- **Water Treatment Plant Improvements.** CBW staff met with the EDA Project Manager to review the grant requirements for financial accounting and reporting purposes, as well as those requirements to ready us for developing and issuing the Request for Qualifications (RFQ) for engineering design. USDA documents have recently been received and are being shared with EDA

in an attempt to obtain concurrence from EDA that USDA's required documentation will serve as the preceding design engineering documents. Once these matters are finalized between the funding agencies, we will be able to fully understand what will be required for the design solicitation.

HARBOR FUND

- **Shoemaker Bay Harbor Replacement.** A significant amount of work on the parking lot improvements is now complete; however, the Contractor still has some storm sewer system improvements to complete. The Contractor is expected to receive and install the new boat launch boarding floats in Spring 2020.
- **Harbors' Security System.** The Harbor Master spent time with a consultant, in Wrangell in early December 2019, to help identify the harbors' security needs and the system that will best deliver the products and service to meet those needs. The engineer provided a cost estimate of around \$550,000 for all Port and Harbor facilities. The amount of Harbor funds in the FY20 CIP account for Harbor Security Cameras is \$100,000. Additional funding is required to allow the CBW to include a security system to each facility. Additional funds may be requested in the FY21 budget as staff develop a potential phased approach to the project.

As another funding source for this project, a grant was submitted in early February, to Homeland Security, requesting \$543,000 for a Ports and Harbors Surveillance System.

SEWER FUND

- **Reroute Node 6 Sewer Pump Station's Overflow Pipe.** Work has not yet commenced on this project.
- **Node 8 Sewer Pump Station Rehabilitation.** Work has not yet commenced on this project.

SECURE RURAL SCHOOLS FUND

- **Area-Wide Sidewalk Replacement Project – Sidewalk Repairs at the Primary School Entrance.** Sidewalk repairs at the Primary School entrance were completed in August 2019.

In order to further project development, the remainder of the high school-related sidewalk replacement under this project will require discussions with the School District and Public Works regarding the possibility of significant traffic modifications and associated repair options.

FUTURE PROJECTS IN FUNDING PHASE / PLANNING PHASE

- **Power Diesel Generation Plant (Power Plant) Rehabilitation.** After receiving PND Engineer's 2007 structural analysis report for the Power Plant's concrete section of the building, PND Engineers, along with their electrical, mechanical and environmental engineering subconsultants, visited the site to perform an inspection and identifying as-built conditions to be able to assess options for a facility rehabilitation project.

Based on the engineers' report of the existing conditions, even given the option to demolish only the concrete section and rehabilitate the steel section, significant structural and code compliant

rehabilitation would be required. Upon receiving this information, the CBW modified the scope of services with PND to eliminate a portion of the design development task originally requested of them until the CBW refines the potential alternatives for a rehabilitation project for which PND Engineers would provide a proposal for the development of a rough-order-of-magnitude concept planning cost estimates.

- **Bathymetry /Photogrammetry Survey of Water Reservoirs.**

In an effort to explore survey options for our water reservoirs, we have been discussing survey ideas (single-beam versus multi-beam, LiDAR, photogrammetry, etc.) with a hydrographic geophysical land survey group, TerraSond, who have offered to develop a solutions proposal with associated cost estimates of the various types of surveys tools available to help us achieve our survey goal, which would be to identify vegetation (tree stumps) and soft sediment, for a future removal project, for the purpose of gaining storage capacity in our reservoirs.

- **Skeet Range Improvements.** Wrangell Parks & Rec, in association with the Rod and Gun Club have been collaborating to accommodate the community's request for improved engagement, education and access to shooting sports in Wrangell.

Wrangell's former skeet range is in poor condition and needs significant improvements, which would provide for the return of that space for sporting clay events. At the suggestion of the Wrangell Gun and Rod Club, the CBW recently submitted a grant to the National Rifle Association (NRA), who recently provided approximately \$14,000 for improvement to the 100-yard and 300-yard shooting ranges, for another round of grant funding opportunity to improve the skeet range.

The scope of the project includes that work necessary to reestablish and improve the skeet range, create a formal parking area and procure skeet machines for the sporting activity.

ENVIRONMENTAL REMEDIATION PROJECTS

The Alaska Department of Conservation (ADEC) has three CBW-owned properties listed as outstanding and open in their contaminated sites system. These are: 1) Former Wilcox Automotive, Hazard ID 26212; 2) Wrangell City Shop UST #3, Hazard ID # 26199; and 3) Wrangell Medical Center, UST #2 Hazard ID 26676.

Shannon & Wilson (S&W) is under contract with the CBW to provide environmental assistance with these sites. CBW and S&W met with a DEC representative to review each site and the State's requirements for further, specific monitoring and/or testing required at each site. Based on the discussion, S&W will begin developing the Work Plan for each site and expect to have it ready for CBW review by late January, anticipating a submittal to DEC soon thereafter. Following DEC approval of the Work Plans, S&W would develop a cost for the CBW's review for in-field implementation of the monitoring and/or testing plans.

There exists the opportunity to apply for a technical / cleanup grant through DEC's Brownfields Assessment and Cleanup services. Using funds from the U.S. Environmental Protection Agency (EPA), DEC assists communities by conducting environmental site assessments, limited cleanup effort, and characterization/cleanup planning. The program's objectives are to:

1. Help clarify whether an environmental problem is limiting a site's use or intended reuse or redevelopment;
2. Help identify the nature and extent of contamination;

3. Provide recommendations and estimate costs for additional assessment, if needed; and
4. When funding permits, conduct cleanup activities designed to enable reuse of a site.

In selecting projects, they look for projects that have beneficial reuse and redevelopment plans. Reuse goals can include: new construction, redevelopment using existing infrastructure, creation of recreation areas, preservation of green space, enhancement of sustainable subsistence habitat, and many others. Putting contaminated or potentially contaminated properties back into productive use can provide many environmental, social, and economic benefits to the community.

The program suggests considering properties that offer job creation, historical or cultural preservation, location for community activities or educational purposes, preservation of subsistence habitat, reuse or recycling of materials or infrastructure, cost savings to the community, or increased property values.

Staff have identified the former Wilcox Automotive property, on the corner of Front Street and Campbell Drive, as a potential property for environmental cleanup, reuse and redevelopment due to the ongoing environmental assessment of that property. Staff plan to submit an application to this program by the deadline of February 17, 2020 and will be presenting a proposed Reuse and Development Plan to the Borough Assembly for consideration and approval, to make the CBW eligible for the funding assistance. Shannon & Wilson's Work Plan task for this specific contaminated site may be expanded to assist us with application requirements.



ENVIRONMENTAL • GEOTECHNICAL
BUILDING SCIENCES • MATERIALS TESTING

383 Industrial Way, Suite 300 Anchorage Alaska 99501

February 18, 2020

City and Borough of Wrangell
P.O. Box 531
Wrangell, Alaska 99929
ATTN: Amber Al-Haddad

Microbial Sampling – Police Department Garage

On February 4th 2020, ATC Group Services (ATC) performed mold air sampling within the Wrangell Public Safety Building Police Department garage. Air samples were collected at the request of our client, The City and Borough of Wrangell. One (1) mold air sample was collected within the garage and one (1) was collected outdoors for comparison purposes. ATC performed a visual inspection and found visible signs of suspect mold present within the garage ceiling where gypsum wall board had previously been removed.

The client stated a water intrusion in the ceiling of the garage had been occurring for some unknown amount of time.

Particulate Air Sampling – Allergenco D Cassette

The Allergenco D air quality sampler is a particulate sampling cassette designed for the rapid collection and analysis of a wide range of airborne aerosols including mold spores, pollen, insect parts and skin fragments. This sampling device is useful in providing rapid analysis of airborne contaminants in indoor air quality testing, allergy testing and flood restoration monitoring. The results are reported as a total, meaning spores counted can include both viable and non-viable fungal spores.

After sample collection, the cassettes were removed, re-sealed, placed into a plastic bag, and shipped via overnight courier to NEL Laboratories located at 120 Main Street, Suite B Westbrook, Maine 04902 for direct microscopic examination to identify the type and determine the airborne concentration of fungal spores.

ATC collected two (2) Allergenco D air samples. See attached analytical results.

Pre Remediation Air Sample Results

Client ID #	Collection Date	Sample Description	Sample Location	Results Total Fungal Spore Count/M ³	Results* Aspergillus/Penicillium Count/M ³
01	2-4-2020	Allergenco D	Outdoors	690	0
45	2-4-2020	Allergenco D	Police Department Garage	3,000	1,500

Upon laboratory analysis sample results of the microbial air sample collected in the Public Safety Building Police Department Garage found elevated levels of moisture indicating spores compared to the outside control sample.

Item a.



ENVIRONMENTAL • GEOTECHNICAL
BUILDING SCIENCES • MATERIALS TESTING

Item a.

383 Industrial Way, Suite 300 Anchorage Alaska 99501

Surface/Bulk Sampling

Gross contamination of building materials is usually self-evident. It is often useful to sample these materials to scientifically demonstrate the presence of elevated levels of microorganisms and to identify species of visual growth. This information is then used to potentially correlate these levels to airborne spore levels throughout a structure. Surface/Bulk sampling is also useful in verification of remediation procedures and source sampling. ATC collected one surface tape lift sample from the ceiling of the garage and sent them to NEL Laboratories located at 120 main Street, Suite B Westbrook, Maine 04902 for direct microscopic analysis to identify the type and relative quantity of fungal spores and or biological agents.

Preliminary Surface Sample Results

Client ID #	Collection Date	Sample Description	Sample Location	<u>Results</u> Mold Growth
T03	2-4-2020	Tape Lift	Police Department Garage Ceiling	2 Aspergillus/Penicillium-like 5 Stachybotrys 4 Ulocladium

Qualitative Scale: 1 = lowest (very low abundance); 5 = highest (very abundant)

Laboratory analysis found moisture indicating species of spores. The Aspergillus/Penicillium spores identified correlate with the interior air sample, other samples identified are also known moisture indicating spores but were not detected in air sampling at the time of inspection.

Mold is treated in the same way as other hazardous materials and should only be disturbed by properly trained individuals. The IICRC (Institute of Inspection Cleaning and Restoration Certification) certifies individuals and firms in the proper way to mitigate water and mold inundation and contamination. It is not recommended that untrained individuals perform any large-scale disturbance of contaminated building materials unless properly trained and wearing the appropriate PPE; i.e. containment localized ventilation, disposable suits, respirators etc. Disturbance of mold without the proper work control methods in place can lead to bigger issues such as cross contaminating other adjacent areas and incidental exposure to other occupants and different trade employees.

The following conclusions are based on our inspection of visually accessible areas and the results of microscopic examination of air samples:

Three types of spores associated with moisture were detected Aspergillus/Penicillium, Stachybotrys and Ulocladium. All other fungi types illustrate non-significant amounts of fungal spore that typically would be seen at the current season and time of year and regional conditions.

The only area within the garage that had visual confirmed mold growth was located on the ceiling within the garage. No other visual suspect microbial growth was visually observed at the time of inspection.



ENVIRONMENTAL • GEOTECHNICAL
BUILDING SCIENCES • MATERIALS TESTING

Item a.

383 Industrial Way, Suite 300 Anchorage Alaska 99501

- In summary, on the basis of this mold screening investigation, ATC offers the following recommendations:
- It is recommended that a licensed professional IICRC certified water and mold remediation firm be retained for all remediation activities.
- HEPA vacuum and remove all stored items from within the garage.
- Set up full containment protocols for remediation procedures within the garage.
- Set up HEPA equipped air filtration units to draw and filter airborne spores and exhaust filtered air to the exterior of the structure.
- Remove the existing ceiling gypsum wall board.
- Remove and dispose of any non-cleanable porous debris (insulation and vapor barrier) and clean all surfaces within.
- HEPA vacuum and wipe all surfaces within the area of concern utilizing EPA approved cleaning and anti-microbial agents. Remove all gross contamination from studs, sill plates and subfloor. Means and methods to be determined by contractor that comply with IICRC methodology.
- Clean and treat all remaining structural components (i.e. studs sill plates etc.). HEPA vacuum sill plate chases.
- Spray Antimicrobial directly in areas hard to clean yet easy for antimicrobial agents to penetrate.
- Fog interior of contained space with antimicrobial inhibitor and let set then recommence filtration of air.
- Upon completion of remediation recommence filtration then shut down HEPA equipped local ventilation units for at least 12 hours prior to post sampling.
- Retest for effectiveness of remediation (clean again if testing still shows elevated counts of fungal spores).
- If MVOC's are detected in the future search for further possible water intrusion and repair under restoration conditions.
- Maintain humidity levels below 60% to discourage mold growth.



ENVIRONMENTAL • GEOTECHNICAL
BUILDING SCIENCES • MATERIALS TESTING

Item a.

383 Industrial Way, Suite 300 Anchorage Alaska 99501

Limitations

This report has been prepared to assist in evaluating the microbial impact at the above address. ATC provided these services consistent with the level and skill ordinarily exercised by members of the profession currently practicing under similar conditions. This statements in lieu of other statements either expressed or implied. This report is intended for the sole use of the client. The scope of services performed in execution of this evaluation may not be appropriate to satisfy the needs of other users, and reuse of this document, the findings, conclusions, or recommendations is at the risk of said user. Although a reasonable attempt has been made to locate suspect fungi (mold) in the areas identified, the inspection techniques used are inherently limited in the sense that only full demolition procedures will reveal all building materials of a structure and, therefore, all areas of potential fungal growth. The size of the area impacted by fungal growth is based on professional judgement and practicality. Additionally, other possible building material hazards such as asbestos and lead containing paints were not included as part of this evaluation and may require proper sampling for identification prior to disturbance. Other unidentified microbiological impact may be located within walls, ceiling cavities, below flooring or grade, and other non-accessible areas. Caution should be used during all remediation activities.

Respectfully,

A handwritten signature in black ink, appearing to read 'David Wolf'.

David Wolf
Project Manager
ATC Group Services, LLC.

Reviewed by:

A handwritten signature in blue ink, appearing to read 'Brett O'Bray'.

Brett O'Bray
Senior Project Manager
Certified Microbial Consultant (CMC)
ATC Group Services, LLC.

Indoor Air Quality Analytical Report

ATC Group Services

Project Name: Wrangell Public Safety Building - PD

NEL Project ID: 102000597-598

Reported On: February 12, 2020

Note: Analytical results and reports are generated by Northeast Laboratory Services (NEL) at the request of and for the exclusive use of the person or entity (Client) named on this report. Results, reports, or copies of same will not be released by NEL to any third party without the prior express written consent from the Client named in this report. This report shall not be reproduced except in full without the approval of the laboratory. When the Client supplies information, this shall be identified and can affect the validity of the test. Results apply to the sample as received. The results within this report apply only to those samples taken at the time, place, and location referenced by the Client. This report makes no express or implied warranty or guarantee as to the sampling methodology used by the individual performing the sampling unless sampling was performed by NEL. The Client is solely responsible for the use and interpretation of these results and NEL does not make any express or implied warranties as to such use or interpretation. NEL is not able to make and does not make a determination as to the soundness or safety of a product, environment, or property from the samples sent to their laboratory for analysis. Unless otherwise specified by the Client, NEL reserves the right to dispose of all samples after the testing of such samples is sufficiently completed or after a thirty-day period. Samples for microbiology that degrade rapidly or pass their hold times will be retained for shorter periods or not at all. Northeast Laboratory Services' liability extends only to the cost of the testing.

Client: ATC Group Services

Address: 383 Industrial Way Suite 300
Anchorage, AK 99501

Date Sampled: 2/4/2020
Date Received: 2/10/2020
Date Reported: 2/12/2020

NEL Project ID: 102000597-598
Project Number: 1028300488
Project Name: Wrangell Public Safety Building - PD

Analysis Report - Spore Trap Direct Exam

Sample Description	45	
Lab ID Number	102000597	
Volume Sampled (Liters)	75	
Background Debris*	4	
	Raw Ct.	Ct./m3
Total Mold Spores & Fragments	95	3,000
Alternaria		
Ascospores	3	160
Aspergillus/Penicillium-like	29	1,500
Basidiospores	10	530
Bipolaris Group		
Chaetomium	1	13
Chlamydospores		
Cladosporium	2	110
Curvularia		
Epicoccum		
Fusarium		
Hyphal Fragments		
Myxomycetes/Smuts/Periconia		
Other Spores		
Pithomyces		
Poria/Meruliporia		
Rusts		
Stachybotrys	50	670
Trichoderma		
Ulocladium		
Unknown Spores		
Zygomycetes		

* Debris Rating Scale: 0 = no debris visible; 5 = very high debris abundance. Background debris levels of 4 and above indicate poor visibility which can result in under-counting of small spores such as those from members of the Aspergillus/Penicillium-like group.

The analytical sensitivity is calculated by dividing (Ct./m3) by the (Raw ct.). The limit of detection is calculated by multiplying the analytical sensitivity by the volume of air collected and dividing that number by 1000.

Values may not appear to be additive due to rounding of numbers. Spore/m3 values are rounded to 2 significant figures.

Unless otherwise noted no discernable field blank was submitted with these samples.

Comments for spore trap results are located on the final page of this report.

Client: ATC Group Services

Address: 383 Industrial Way Suite 300
Anchorage, AK 99501

Date Sampled: 2/4/2020
Date Received: 2/10/2020
Date Reported: 2/12/2020

NEL Project ID: 102000597-598
Project Number: 1028300488
Project Name: Wrangell Public Safety Building - PD

Analysis Report - Direct Microscopic Exam

Lab ID Number	Sample Type	Description	Background Debris*	Mold Growth **	Comments
102000598	TAPE LIFT	T03	4	2 Aspergillus/Penicillium-like 5 Stachybotrys 4 Ulocladium	

Qualitative Scale: 1 = lowest (very low abundance); 5 = highest (very high abundance)

* Background debris particles debris include organic and inorganic debris from a variety of sources, and generally occur as a result of settling from an airborne state.

** Mold growing at rating of 4 and above result in poor visibility which can result in under reporting of smaller mold growing under and/or within the heavily growing mold.

NEL Project ID: 102000597-598
Project Number: 1028300488
Project Name: Wrangell Public Safety Building - PD

Note: Analytical results and reports are generated by Northeast Laboratory Services (NEL) at the request of and for the exclusive use of the person or entity (Client) named on this report. Results, reports, or copies of same will not be released by NEL to any third party without the prior express written consent from the Client named in this report. This report shall not be reproduced except in full without the approval of the laboratory. When the Client supplies information, this shall be identified and can affect the validity of the test. Results apply to the sample as received. The results within this report apply only to those samples taken at the time, place, and location referenced by the Client. This report makes no express or implied warranty or guarantee as to the sampling methodology used by the individual performing the sampling unless sampling was performed by NEL. The Client is solely responsible for the use and interpretation of these results and NEL does not make any express or implied warranties as to such use or interpretation. NEL is not able to make and does not make a determination as to the soundness or safety of a product, environment, or property from the samples sent to their laboratory for analysis. Unless otherwise specified by the Client, NEL reserves the right to dispose of all samples after the testing of such samples is sufficiently completed or after a thirty (30) day period. Samples for microbiology that degrade rapidly or pass their hold times will be retained for shorter periods or not at all. No. 39 Laboratory Services' liability extends only to the cost of the testing.



ENVIRONMENTAL • GEOTECHNICAL
BUILDING SCIENCES • MATERIALS TESTING

383 Industrial Way, Anchorage, Alaska 99501
Phone (907) 258-8661 Fax (907) 258-8662

PROJECT NAME Wrangell Public Safety Build Item a.
LOCATION Wrangell, Ak PROJECT # 1028300
CLIENT City + Borough of Wrangell DATE 2-4-2020
CLIENT PROJECT # _____ SHEET # 1 OF 1

FIELD DATA SHEET – IAQ AIR SAMPLING

ANALYSIS REQUESTED AD-001	TURNAROUND REQUESTED <u>Standard</u>	NUMBER OF SAMPLES <u>1</u>	ROTOMETER IDENTIFICATION <u>R11970</u>
COLLECTED BY (signature) <u>David Wolf</u>	COLLECTION DATE <u>2-4-2020</u>	SELECTED LABORATORY NEL	ANALYST SIGNATURE
RELINQUISHED BY <u>David Wolf</u>	DATE/ TIME <u>2-7-2020</u>	SAMPLES RECEIVED BY	DATE/ TIME

COMMENTS

Lab ID#	Sample ID# <u>45</u>	Location <u>Police department garage</u>	START TIME <u>4:50</u>	FLOW (1/min) <u>15</u>	TOTAL VOL (L)
	Sample Type <u>ST</u>		STOP TIME <u>4:55</u>	FLOW (1/min) <u>15</u>	
	Pump ID# <u>1893</u>	Temp. <u>68.5°F</u> RH <u>39.3%</u>	TOTAL TIME <u>5 min</u>	AVG. FLOW <u>15</u>	<u>752</u>
Lab ID#	Sample ID#	Location	START TIME	FLOW (1/min)	TOTAL VOL (L)
	Sample Type <u>ST</u>		STOP TIME	FLOW (1/min)	
	Pump ID#	Temp. RH	TOTAL TIME	AVG. FLOW	
Lab ID#	Sample ID#	Location	START TIME	FLOW (1/min)	TOTAL VOL (L)
	Sample Type <u>ST</u>		STOP TIME	FLOW (1/min)	
	Pump ID#	Temp. RH	TOTAL TIME	AVG. FLOW	
Lab ID#	Sample ID#	Location	START TIME	FLOW (1/min)	TOTAL VOL (L)
	Sample Type <u>ST</u>		STOP TIME	FLOW (1/min)	
	Pump ID#	Temp. RH	TOTAL TIME	AVG. FLOW	
Lab ID#	Sample ID#	Location	START TIME	FLOW (1/min)	TOTAL VOL (L)
	Sample Type <u>ST</u>		STOP TIME	FLOW (1/min)	
	Pump ID#	Temp. RH	TOTAL TIME	AVG. FLOW	
Lab ID#	Sample ID#	Location	START TIME	FLOW (1/min)	TOTAL VOL (L)
	Sample Type <u>ST</u>		STOP TIME	FLOW (1/min)	
	Pump ID#	Temp. RH	TOTAL TIME	AVG. FLOW	

383 Industrial Way, Anchorage, Alaska 99501
Phone (907) 258-8661 Fax (907) 258-8662

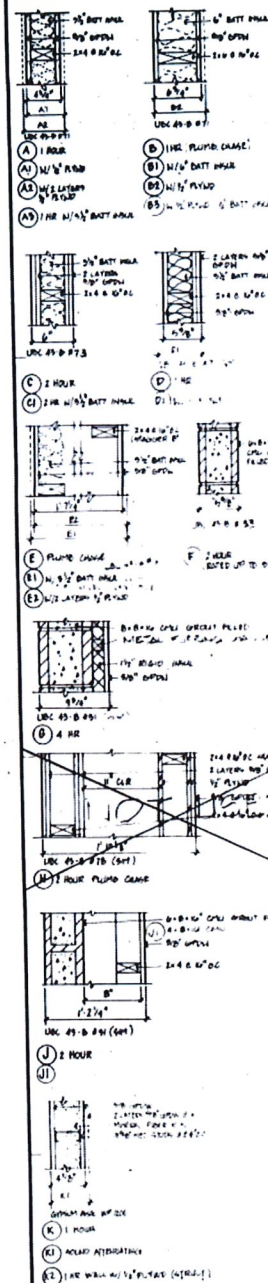
PROJECT NAME Wrangell Public Safety Building - PD
LOCATION Wrangell, AK PROJECT NO. 1028
CLIENT City & Borough of Wrangell DATE 2-4-2020
CLIENT PROJECT# — SHEET NO. 1 OF 1

CHAIN OF CUSTODY RECORD – ANALYTICAL REQUEST

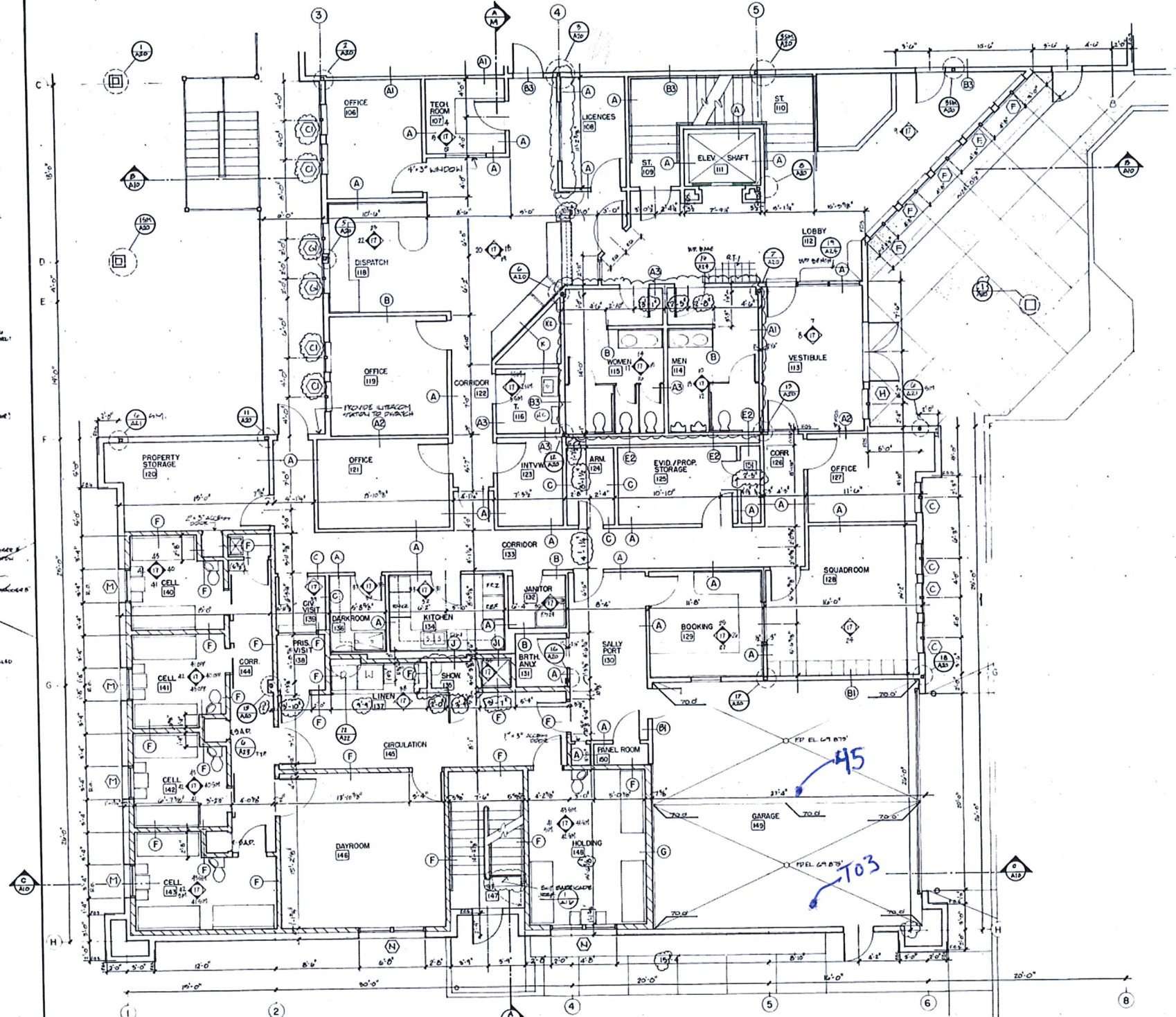
ANALYSIS REQUESTED (circle) ST <u>T</u> BS WC S OTHER	TURNAROUND REQUESTED <u>Standard</u>	NO. OF SAMPLES <u>1</u>	COLLECTION DATE: <u>2-4-2020</u>
RELINQUISHED BY: <u>David Wolf</u>	DATE / TIME <u>2-7-2020</u>	SAMPLES RECEIVED BY	DATE / TIME
SHIPPING METHOD <u>FedEx</u>	COURIER (signature) <u>David Wolf</u>	SAMPLES RECEIVED BY	DATE / TIME

COMMENTS

[illegible]

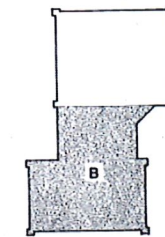


NOTE:
PROVIDE VERTICAL FREE BOARDING &
TAPERED 4:1 RATIO TO 2:1
MINIMUM HORIZONTAL



(B) PARTIAL FIRST FLOOR PLAN

1/4":1'-0"



KEY PLAN N.T.S.
AS BUILT 11-3-87



**WRANGELL PUBLIC
SAFETY BUILDING**

JOB No.: 348
DRAWN BY: MARK A. FOLLE
TITLE:
Partial 1st. Floor Plan

SHEET No.1

A13
DATE: July 10, 1985



ENVIRONMENTAL • GEOTECHNICAL
BUILDING SCIENCES • MATERIALS TESTING

383 Industrial Way, Suite 300 Anchorage Alaska 99501

February 13, 2020

City and Borough of Wrangell
P.O. Box 531
Wrangell, Alaska 99929
ATTN: Amber Al-Haddad

Microbial Sampling – City Hall

On February 5th 2020, ATC Group Services (ATC) performed mold air sampling within the City Hall building located in Wrangell, Alaska. Air samples were collected at the request of our client, The City and Borough of Wrangell. Eleven (11) mold air samples were collected throughout the structure. One (1) mold air sample was collected from the great outdoors for comparison purposes. ATC performed a visual inspection and found visible signs of suspect mold present within the HR office. There was a hole cut from the back wall next to an electrical outlet and a surface tape lift sample was collected at that location. Visual moisture on structural beams was noted at the time of inspection. ATC utilized a Protimeter (Moisture Detector) and found the perimeter wall system to be wet. ATC was not informed as to what was causing the moisture intrusion.

Particulate Air Sampling – Allergenco D Cassette

The Allergenco D air quality sampler is a particulate sampling cassette designed for the rapid collection and analysis of a wide range of airborne aerosols including mold spores, pollen, insect parts and skin fragments. This sampling device is useful in providing rapid analysis of airborne contaminants in indoor air quality testing, allergy testing and flood restoration monitoring. The results are reported as a total, meaning spores counted can include both viable and non-viable fungal spores.

After sample collection, the cassettes were removed, re-sealed, placed into a plastic bag, and shipped via overnight courier to NEL Laboratories located at 120 main Street, Suite B Westbrook, Maine 04902 for direct microscopic examination to identify the type and determine the airborne concentration of fungal spores.

ATC collected eleven (11) Allergenco D air samples. See attached analytical results.

Pre Remediation Air Sample Results

Client ID #	Collection Date	Sample Description	Sample Location	Results Total Fungal Spore Count/M ³	Results* Aspergillus/Penicillium Count/M ³
01	2-5-2020	Allergenco D	Outdoors	1,200	0
02	2-5-2020	Allergenco D	N. E. Office	320	110
03	2-5-2020	Allergenco D	N. Storage	160	0
04	2-5-2020	Allergenco D	E. Office	480	160
05	2-5-2020	Allergenco D	S.E. Office	430	0
06	2-5-2020	Allergenco D	HR office	370	0



ENVIRONMENTAL • GEOTECHNICAL
BUILDING SCIENCES • MATERIALS TESTING

Item a.

383 Industrial Way, Suite 300 Anchorage Alaska 99501

07	2-5-2020	Allergenco D	Finance Area	160	0
08	2-5-2020	Allergenco D	Corridor by File Storage	270	0
09	2-5-2020	Allergenco D	S.W. Office	480	53
10	2-5-2020	Allergenco D	Kitchen	53	0
11	2-5-2020	Allergenco D	Conference Room	<53	0

Upon laboratory analysis sample results of microbial air samples collected in the City Hall Building found low levels of moisture indicating spores present, with levels being at or just above the limit of detection. All other spores found were ubiquitous and expected to be seen based on the age of the building, geographical location and time of season.

Surface/Bulk Sampling

Gross contamination of building materials is usually self-evident. It is often useful to sample these materials to scientifically demonstrate the presence of elevated levels of microorganisms and to identify species of visual growth. This information is then used to potentially correlate these levels to airborne spore levels throughout a structure. Surface/Bulk sampling is also useful in verification of remediation procedures and source sampling. ATC collected one surface tape lift sample from the back perimeter wall in the HR Office and sent them to NEL Laboratories located at 120 Main Street, Suite B Westbrook, Maine 04902 for direct microscopic analysis to identify the type and relative quantity of fungal spores and or biological agents.

Preliminary Surface Sample Results

Client ID #	Collection Date	Sample Description	Sample Location	<u>Results</u> Mold Growth
T01	2-5-2020	Tape Lift	HR Office	3 Aspergillus/Penicillium-like 2 Graphium

Qualitative Scale: 1 = lowest (very low abundance); 5 = highest (very abundant)

Surface sampling verified visual observation of suspect microbial growth within back wall cavity of the HR office.

Mold is treated in the same way as other hazardous materials and should only be disturbed by properly trained individuals. The IICRC (Institute of Inspection Cleaning and Restoration Certification) certifies individuals and firms in the proper way to mitigate water and mold inundation and contamination. It is not recommended that untrained individuals perform any large-scale disturbance of contaminated building materials unless properly trained and wearing the appropriate PPE; i.e. containment localized ventilation, disposable suits, respirators etc. Disturbance of mold without the proper work control methods in place can lead to bigger issues such as cross contaminating other adjacent areas and incidental exposure to other occupants and different trade employees.

The following conclusions are based on our inspection of visually accessible areas and the results of microscopic examination of air samples:



ENVIRONMENTAL • GEOTECHNICAL
BUILDING SCIENCES • MATERIALS TESTING

Item a.

383 Industrial Way, Suite 300 Anchorage Alaska 99501

Only a limited number of samples had detectable levels of Aspergillus/Penicillium-like spores. Sample correlation show fungal types extremely similar to what would be typical for the weather conditions, the season of the year and building conditions. All other fungi types illustrate non-significant amounts of fungal spores that typically would be seen at the current season and time of year and regional conditions.

The only area within the structure that had visual confirmed mold growth was within the HR Office. No other visual suspect microbial growth was visually observed at the time of inspection.

-
- In summary, on the basis of this mold screening investigation, ATC offers the following recommendations:
 - It is recommended that a licensed professional IICRC certified water and mold remediation firm be retained for all remediation activities.
 - Set up full containment protocols for remediation procedures in the HR Office.
 - Set up HEPA equipped air filtration units to draw and filter airborne spores and exhaust filtered air to the exterior of the structure.
 - HR Office - Remove the perimeter (exterior wall) from ceiling to floor. Remove all associated insulation from wall system to expose the exterior wall.
 - Remove and dispose of any non-cleanable porous debris in areas of concern and clean all surfaces within.
 - HEPA vacuum and wipe all surfaces within the area of concern utilizing EPA approved cleaning and anti-microbial agents. Remove all gross contamination from studs, sill plates and subfloor. Means and methods to be determined by contractor that comply with IICRC methodology.
 - Clean and treat all remaining structural components (i.e. studs sill plates etc.). HEPA vacuum sill plate chases.
 - Spray Antimicrobial directly in areas hard to clean yet easy for antimicrobial agents to penetrate.
 - Fog interior of contained space with antimicrobial inhibitor and let set then recommence filtration of air.
 - Upon completion of remediation recommence filtration then shut down HEPA equipped local ventilation units for at least 12 hours prior to post sampling.



ENVIRONMENTAL • GEOTECHNICAL
BUILDING SCIENCES • MATERIALS TESTING

Item a.

383 Industrial Way, Suite 300 Anchorage Alaska 99501

- Retest for effectiveness of remediation (clean again if testing still shows elevated counts of fungal spores).
- If MVOC's are detected in the future search for further possible water intrusion and repair under restoration conditions.
- Maintain humidity levels below 60% to discourage mold growth.

Limitations

This report has been prepared to assist in evaluating the microbial impact at the above address. ATC provided these services consistent with the level and skill ordinarily exercised by members of the profession currently practicing under similar conditions. This statements in lieu of other statements either expressed or implied. This report is intended for the sole use of the client. The scope of services performed in execution of this evaluation may not be appropriate to satisfy the needs of other users, and reuse of this document, the findings, conclusions, or recommendations is at the risk of said user. Although a reasonable attempt has been made to locate suspect fungi (mold) in the areas identified, the inspection techniques used are inherently limited in the sense that only full demolition procedures will reveal all building materials of a structure and, therefore, all areas of potential fungal growth. The size of the area impacted by fungal growth is based on professional judgement and practicality. Additionally, other possible building material hazards such as asbestos and lead containing paints were not included as part of this evaluation and may require proper sampling for identification prior to disturbance. Other unidentified microbiological impact may be located within walls, ceiling cavities, below flooring or grade, and other non-accessible areas. Caution should be used during all remediation activities.

Respectfully,

David Wolf
Project Manager
ATC Group Services, LLC.

Reviewed by:

Brett O'Bray
Senior Project Manager
Certified Microbial Consultant (CMC)
ATC Group Services, LLC.

Indoor Air Quality Analytical Report

ATC Group Services

Project Name: Wrangell City Hall

NEL Project ID: 102000509-520

Reported On: February 12, 2020

Note: Analytical results and reports are generated by Northeast Laboratory Services (NEL) at the request of and for the exclusive use of the person or entity (Client) named on this report. Results, reports, or copies of same will not be released by NEL to any third party without the prior express written consent from the Client named in this report. This report shall not be reproduced except in full without the approval of the laboratory. When the Client supplies information, this shall be identified and can affect the validity of the test. Results apply to the sample as received. The results within this report apply only to those samples taken at the time, place, and location referenced by the Client. This report makes no express or implied warranty or guarantee as to the sampling methodology used by the individual performing the sampling unless sampling was performed by NEL. The Client is solely responsible for the use and interpretation of these results and NEL does not make any express or implied warranties as to such use or interpretation. NEL is not able to make and does not make a determination as to the soundness or safety of a product, environment, or property from the samples sent to their laboratory for analysis. Unless otherwise specified by the Client, NEL reserves the right to dispose of all samples after the testing of such samples is sufficiently completed or after a thirty-day period. Samples for microbiology that degrade rapidly or pass their hold times will be retained for shorter periods or not at all. Northeast Laboratory Services' liability extends only to the cost of the testing.

Client: ATC Group Services

Address: 383 Industrial Way Suite 300
Anchorage, AK 99501

Date Sampled: 2/5/2020
Date Received: 2/10/2020
Date Reported: 2/12/2020

NEL Project ID: 102000509-520
Project Number: 1028300502
Project Name: Wrangell City Hall

Analysis Report - Spore Trap Direct Exam

Sample Description	01 Outdoors		02 N.E. Office		03 N. Storage	
Lab ID Number	102000509		102000510		102000511	
Volume Sampled (Liters)	75		75		75	
Background Debris*	1		3		3	
	Raw Ct.	Ct./m3	Raw Ct.	Ct./m3	Raw Ct.	Ct./m3
Total Mold Spores & Fragments	22	1,200	6	320	3	160
Alternaria						
Ascospores	3	160	1	53	1	53
Aspergillus/Penicillium-like			2	110		
Basidiospores	19	1,000	3	160	2	110
Bipolaris Group						
Chaetomium						
Chlamydospores						
Cladosporium						
Curvularia						
Epicoccum						
Fusarium						
Hyphal Fragments						
Myxomycetes/Smuts/Periconia						
Other Spores						
Pithomyces						
Poria/Meruliporia						
Rusts						
Stachybotrys						
Trichoderma						
Ulocladium						
Unknown Spores						
Zygomycetes						

* Debris Rating Scale: 0 = no debris visible; 5 = very high debris abundance. Background debris levels of 4 and above indicate poor visibility which can result in under-counting of small spores such as those from members of the Aspergillus/Penicillium-like group.

The analytical sensitivity is calculated by dividing (Ct./m3) by the (Raw ct.). The limit of detection is calculated by multiplying the analytical sensitivity by the volume of air collected and dividing that number by 1000.

Values may not appear to be additive due to rounding of numbers. Spore/m3 values are rounded to 2 significant figures.

Unless otherwise noted no discernable field blank was submitted with these samples.

Comments for spore trap results are located on the final page of this report.

Client: ATC Group Services

Address: 383 Industrial Way Suite 300
Anchorage, AK 99501

Date Sampled: 2/5/2020
Date Received: 2/10/2020
Date Reported: 2/12/2020

NEL Project ID: 102000509-520
Project Number: 1028300502
Project Name: Wrangell City Hall

Analysis Report - Spore Trap Direct Exam

Sample Description	04 E. Office		05 S.E. Office		06 HR Office	
Lab ID Number	102000512		102000513		102000514	
Volume Sampled (Liters)	75		75		75	
Background Debris*	3		3		3	
	Raw Ct.	Ct./m3	Raw Ct.	Ct./m3	Raw Ct.	Ct./m3
Total Mold Spores & Fragments	9	480	8	430	7	370
Alternaria						
Ascospores	2	110	1	53	1	53
Aspergillus/Penicillium-like	3	160				
Basidiospores	3	160	1	53	6	320
Bipolaris Group						
Chaetomium						
Chlamydospores						
Cladosporium						
Curvularia						
Epicoccum						
Fusarium						
Hyphal Fragments			1	53		
Myxomycetes/Smuts/Periconia						
Other Spores						
Pithomyces						
Poria/Meruliporia						
Rusts						
Stachybotrys						
Trichoderma						
Ulocladium						
Unknown Spores	1	53				
Zygomycetes						

* Debris Rating Scale: 0 = no debris visible; 5 = very high debris abundance. Background debris levels of 4 and above indicate poor visibility which can result in under-counting of small spores such as those from members of the Aspergillus/Penicillium-like group.

The analytical sensitivity is calculated by dividing (Ct./m3) by the (Raw ct.). The limit of detection is calculated by multiplying the analytical sensitivity by the volume of air collected and dividing that number by 1000.

Values may not appear to be additive due to rounding of numbers. Spore/m3 values are rounded to 2 significant figures.

Unless otherwise noted no discernable field blank was submitted with these samples.

Comments for spore trap results are located on the final page of this report.

Client: ATC Group Services

Address: 383 Industrial Way Suite 300
Anchorage, AK 99501

Date Sampled: 2/5/2020
Date Received: 2/10/2020
Date Reported: 2/12/2020

NEL Project ID: 102000509-520
Project Number: 1028300502
Project Name: Wrangell City Hall

Analysis Report - Spore Trap Direct Exam

Sample Description	07 Finance Area		08 Corridor By Mech And File Storage		09 S.W. Office	
Lab ID Number	102000515		102000516		102000517	
Volume Sampled (Liters)	75		75		75	
Background Debris*	3		3		3	
	Raw Ct.	Ct./m3	Raw Ct.	Ct./m3	Raw Ct.	Ct./m3
Total Mold Spores & Fragments	3	160	5	270	9	480
Alternaria						
Ascospores	1	53	2	110	3	160
Aspergillus/Penicillium-like					1	53
Basidiospores	2	110	3	160	5	270
Bipolaris Group						
Chaetomium						
Chlamydospores						
Cladosporium						
Curvularia						
Epicoccum						
Fusarium						
Hyphal Fragments						
Myxomycetes/Smuts/Periconia						
Other Spores						
Pithomyces						
Poria/Meruliporia						
Rusts						
Stachybotrys						
Trichoderma						
Ulocladium						
Unknown Spores						
Zygomycetes						

* Debris Rating Scale: 0 = no debris visible; 5 = very high debris abundance. Background debris levels of 4 and above indicate poor visibility which can result in under-counting of small spores such as those from members of the Aspergillus/Penicillium-like group.

The analytical sensitivity is calculated by dividing (Ct./m3) by the (Raw ct.). The limit of detection is calculated by multiplying the analytical sensitivity by the volume of air collected and dividing that number by 1000.

Values may not appear to be additive due to rounding of numbers. Spore/m3 values are rounded to 2 significant figures.

Unless otherwise noted no discernable field blank was submitted with these samples.

Comments for spore trap results are located on the final page of this report.

Client: ATC Group Services

Address: 383 Industrial Way Suite 300
Anchorage, AK 99501

Date Sampled: 2/5/2020
Date Received: 2/10/2020
Date Reported: 2/12/2020

NEL Project ID: 102000509-520
Project Number: 1028300502
Project Name: Wrangell City Hall

Analysis Report - Spore Trap Direct Exam

Sample Description	10 Kitchen		11 Conference Room	
Lab ID Number	102000518		102000519	
Volume Sampled (Liters)	75		75	
Background Debris*	2		3	
	Raw Ct.	Ct./m3	Raw Ct.	Ct./m3
Total Mold Spores & Fragments	1	53	0	<53
Alternaria				
Ascospores				
Aspergillus/Penicillium-like				
Basidiospores	1	53		
Bipolaris Group				
Chaetomium				
Chlamydospores				
Cladosporium				
Curvularia				
Epicoccum				
Fusarium				
Hyphal Fragments				
Myxomycetes/Smuts/Periconia				
Other Spores				
Pithomyces				
Poria/Meruliporia				
Rusts				
Stachybotrys				
Trichoderma				
Ulocladium				
Unknown Spores				
Zygomycetes				

* Debris Rating Scale: 0 = no debris visible; 5 = very high debris abundance. Background debris levels of 4 and above indicate poor visibility which can result in under-counting of small spores such as those from members of the Aspergillus/Penicillium-like group.

The analytical sensitivity is calculated by dividing (Ct./m3) by the (Raw ct.). The limit of detection is calculated by multiplying the analytical sensitivity by the volume of air collected and dividing that number by 1000.

Values may not appear to be additive due to rounding of numbers. Spore/m3 values are rounded to 2 significant figures.

Unless otherwise noted no discernable field blank was submitted with these samples.

Comments for spore trap results are located on the final page of this report.

Client: ATC Group Services

Address: 383 Industrial Way Suite 300
Anchorage, AK 99501

Date Sampled: 2/5/2020
Date Received: 2/10/2020
Date Reported: 2/12/2020

NEL Project ID: 102000509-520
Project Number: 1028300502
Project Name: Wrangell City Hall

Analysis Report - Direct Microscopic Exam

Lab ID Number	Sample Type	Description	Background Debris*	Mold Growth **	Comments
102000520	TAPE LIFT	T01 HR Office	5	3 Aspergillus/Penicillium-like 2 Graphium	

Qualitative Scale: 1 = lowest (very low abundance); 5 = highest (very high abundance)

* Background debris particles debris include organic and inorganic debris from a variety of sources, and generally occur as a result of settling from an airborne state.

** Mold growing at rating of 4 and above result in poor visibility which can result in under reporting of smaller mold growing under and/or within the heavily growing mold.

Client: ATC Group Services

Address: 383 Industrial Way Suite 300
Anchorage, AK 99501

Date Sampled: 2/5/2020
Date Received: 2/10/2020
Date Reported: 2/12/2020

NEL Project ID: 102000509-520
Project Number: 1028300502
Project Name: Wrangell City Hall

Sample & Project Comments

No comments were recorded for this project.

Report Authorized By:



Erin Bouttenot, Technical Manager,
Indoor Air Quality

NEL Method #: 4.3.24 & 4.3.25

Note: Analytical results and reports are generated by Northeast Laboratory Services (NEL) at the request of and for the exclusive use of the person or entity (Client) named on this report. Results, reports, or copies of same will not be released by NEL to any third party without the prior express written consent from the Client named in this report. This report shall not be reproduced except in full without the approval of the laboratory. When the Client supplies information, this shall be identified and can affect the validity of the test. Results apply to the sample as received. The results within this report apply only to those samples taken at the time, place, and location referenced by the Client. This report makes no express or implied warranty or guarantee as to the sampling methodology used by the individual performing the sampling unless sampling was performed by NEL. The Client is solely responsible for the use and interpretation of these results and NEL does not make any express or implied warranties as to such use or interpretation. NEL is not able to make and does not make a determination as to the soundness or safety of a product, environment, or property from the samples sent to their laboratory for analysis. Unless otherwise specified by the Client, NEL reserves the right to dispose of all samples after the testing of such samples is sufficiently completed or after a third period. Samples for microbiology that degrade rapidly or pass their hold times will be retained for shorter periods or not at all. No Laboratory Services' liability extends only to the cost of the testing.



ENVIRONMENTAL • GEOTECHNICAL
BUILDING SCIENCES • MATERIALS TESTING

383 Industrial Way, Anchorage, Alaska 99501
Phone (907) 258-8661 Fax (907) 258-8662

PROJECT NAME Wrangell City Hall Item a.
LOCATION Wrangell, Ak PROJECT # 1028300302
CLIENT City & Borough of Wrangell DATE 2-5-2020
CLIENT PROJECT # _____ SHEET # 1 OF 1

FIELD DATA SHEET – IAQ AIR SAMPLING

ANALYSIS REQUESTED AD-001	TURNAROUND REQUESTED <u>Standard</u>	NUMBER OF SAMPLES <u>11</u>	ROTOMETER IDENTIFICATION <u>R11970</u>
COLLECTED BY (signature) <u>David Wolf</u>	COLLECTION DATE <u>2-5-2020</u>	SELECTED LABORATORY NEL	ANALYST SIGNATURE
RELINQUISHED BY <u>David Wolf</u>	DATE/ TIME <u>2-7-2020</u>	SAMPLES RECEIVED BY	DATE/ TIME

COMMENTS

Lab ID#	Sample ID# <u>01</u>	Location <u>Outdoors</u>	START TIME <u>3:00</u>	FLOW (1/min) <u>15</u>	TOTAL VOL (L)
	Sample Type <u>ST</u>		STOP TIME <u>3:05</u>	FLOW (1/min) <u>15</u>	
	Pump ID# <u>1893</u>	Temp. <u>52.0°F</u> RH <u>71.1%</u>	TOTAL TIME <u>5 min</u>	AVG. FLOW <u>15</u>	<u>75L</u>
Lab ID#	Sample ID# <u>02</u>	Location <u>N.E. Office</u>	START TIME <u>3:20</u>	FLOW (1/min) <u>15</u>	TOTAL VOL (L)
	Sample Type <u>ST</u>		STOP TIME <u>3:25</u>	FLOW (1/min) <u>15</u>	
	Pump ID# <u>1893</u>	Temp. <u>67.2°F</u> RH <u>36.5%</u>	TOTAL TIME <u>5 min</u>	AVG. FLOW <u>15</u>	<u>75L</u>
Lab ID#	Sample ID# <u>03</u>	Location <u>N. Storage</u>	START TIME <u>3:30</u>	FLOW (1/min) <u>15</u>	TOTAL VOL (L)
	Sample Type <u>ST</u>		STOP TIME <u>3:35</u>	FLOW (1/min) <u>15</u>	
	Pump ID# <u>1893</u>	Temp. <u>68.7</u> RH <u>32.0%</u>	TOTAL TIME <u>5 min</u>	AVG. FLOW <u>15</u>	<u>75L</u>
Lab ID#	Sample ID# <u>04</u>	Location <u>E. Office</u>	START TIME <u>3:38</u>	FLOW (1/min) <u>15</u>	TOTAL VOL (L)
	Sample Type <u>ST</u>		STOP TIME <u>3:43</u>	FLOW (1/min) <u>15</u>	
	Pump ID# <u>1893</u>	Temp. <u>70.0°F</u> RH <u>29.1%</u>	TOTAL TIME <u>5 min</u>	AVG. FLOW <u>15</u>	<u>75L</u>
Lab ID#	Sample ID# <u>05</u>	Location <u>S.E. Office</u>	START TIME <u>3:46</u>	FLOW (1/min) <u>15</u>	TOTAL VOL (L)
	Sample Type <u>ST</u>		STOP TIME <u>3:51</u>	FLOW (1/min) <u>15</u>	
	Pump ID# <u>1893</u>	Temp. <u>70.7°F</u> RH <u>28.5%</u>	TOTAL TIME <u>5 min</u>	AVG. FLOW <u>15</u>	<u>75L</u>
Lab ID#	Sample ID# <u>06</u>	Location <u>HR Office</u>	START TIME <u>3:54</u>	FLOW (1/min) <u>15</u>	TOTAL VOL (L)
	Sample Type <u>ST</u>		STOP TIME <u>3:59</u>	FLOW (1/min) <u>15</u>	
	Pump ID# <u>1893</u>	Temp. <u>69.9°F</u> RH <u>28.0%</u>	TOTAL TIME <u>5 min</u>	AVG. FLOW <u>15</u>	<u>75L</u>
Lab ID#	Sample ID# <u>07</u>	Location <u>Finance area</u>	START TIME <u>4:03</u>	FLOW (1/min) <u>15</u>	TOTAL VOL (L)
	Sample Type <u>ST</u>		STOP TIME <u>4:08</u>	FLOW (1/min) <u>15</u>	
	Pump ID# <u>1893</u>	Temp. <u>72.3°F</u> RH <u>26.1%</u>	TOTAL TIME <u>5 min</u>	AVG. FLOW <u>15</u>	<u>75L</u>



**ENVIRONMENTAL • GEOTECHNICAL
BUILDING SCIENCES • MATERIALS TESTING**

383 Industrial Way, Ste. 300 Anchorage AK 99501

Phone: (907) 258-8661 Fax: (907) 258-8662

PROJECT NAME

Wrangell City Hall

LOCATION

Wrangell, AK

PROJECT NO.

10283005

CLIENT

City & Borough of Wrangell

DATE 2-5-2020

CLIENT PROJECT#

SHEET NO. OF

Item a.

Lab ID#	Sample ID#	Location	START TIME	FLOW (1/min)	TOTAL VOL (L)
	08	Corridor by mech + file storage	4:11	15	
	Sample Type		STOP TIME	FLOW (1/min)	
	ST		4:16	15	75L
	Pump ID#	Temp.	TOTAL TIME	AVG. FLOW	
	1893	66.9°F	5 min	15	
		RH 20.2%			
Lab ID#	Sample ID#	Location	START TIME	FLOW (1/min)	TOTAL VOL (L)
	09	S.W. Office	4:14	15	
	Sample Type		STOP TIME	FLOW (1/min)	
	ST		4:24	15	75L
	Pump ID#	Temp.	TOTAL TIME	AVG. FLOW	
	1893	65.4°F	5 min	15	
		RH 37.6%			
Lab ID#	Sample ID#	Location	START TIME	FLOW (1/min)	TOTAL VOL (L)
	10	Kitchen	4:27	15	
	Sample Type		STOP TIME	FLOW (1/min)	
	ST		4:32	15	75L
	Pump ID#	Temp.	TOTAL TIME	AVG. FLOW	
	1893	66.7°F	5 min	15	
		RH 32.4%			
Lab ID#	Sample ID#	Location	START TIME	FLOW (1/min)	TOTAL VOL (L)
	11	Conference Room	4:35	15	
	Sample Type		STOP TIME	FLOW (1/min)	
	ST		4:40	15	75L
	Pump ID#	Temp.	TOTAL TIME	AVG. FLOW	
	1893	67.2°F	5 min	15	
		RH 31.3%			
Lab ID#	Sample ID#	Location	START TIME	FLOW (1/min)	TOTAL VOL (L)
	Sample Type		STOP TIME	FLOW (1/min)	
	ST				
	Pump ID#	Temp.	TOTAL TIME	AVG. FLOW	
		RH			
Lab ID#	Sample ID#	Location	START TIME	FLOW (1/min)	TOTAL VOL (L)
	Sample Type		STOP TIME	FLOW (1/min)	
	ST				
	Pump ID#	Temp.	TOTAL TIME	AVG. FLOW	
		RH			
Lab ID#	Sample ID#	Location	START TIME	FLOW (1/min)	TOTAL VOL (L)
	Sample Type		STOP TIME	FLOW (1/min)	
	ST				
	Pump ID#	Temp.	TOTAL TIME	AVG. FLOW	
		RH			
Lab ID#	Sample ID#	Location	START TIME	FLOW (1/min)	TOTAL VOL (L)
	Sample Type		STOP TIME	FLOW (1/min)	
	ST				
	Pump ID#	Temp.	TOTAL TIME	AVG. FLOW	
		RH			
ID#	Sample ID#	Location	START TIME	FLOW (1/min)	TOTAL VOL (L)
	Sample Type		STOP TIME	FLOW (1/min)	
	ST				
	ID#	Temp.	TOTAL TIME	AVG. FLOW	
		RH			

383 Industrial Way, Anchorage, Alaska 99501
Phone (907) 258-8661 Fax (907) 258-8662

PROJECT NAME Wrangell City Hall LOCATION Wrangell, Ak PROJECT NO. 102 **Item a.**
CLIENT City & Borough of Wrangell DATE 2-5-2020
CLIENT PROJECT# SHEET NO. 1 OF 1

CHAIN OF CUSTODY RECORD – ANALYTICAL REQUEST

ANALYSIS REQUESTED (circle) ST <u>C</u> BS WC S OTHER	TURNAROUND REQUESTED <u>standard</u>	NO. OF SAMPLES <u>1</u>	COLLECTION DATE: <u>2-5-2020</u>
RELINQUISHED BY: <u>David Wolf</u>	DATE / TIME <u>2-7-2020</u>	SAMPLES RECEIVED BY	DATE / TIME
SHIPPING METHOD <u>FedEx</u>	COURIER (signature) <u>David Wolf</u>	SAMPLES RECEIVED BY	DATE / TIME

[illegible]



ENVIRONMENTAL • GEOTECHNICAL
BUILDING SCIENCES • MATERIALS TESTING

383 Industrial Way, Suite 300 Anchorage Alaska 99501

February 13, 2020

City and Borough of Wrangell
P.O. Box 531
Wrangell, Alaska 99929
ATTN: Amber Al-Haddad

Item a.

Microbial Sampling – Public Safety Building

On February 4th and 5th 2020, ATC Group Services (ATC) performed mold air sampling within the Wrangell Public Safety Building. Air samples were collected at the request of our client, The City and Borough of Wrangell. Seventy four (74) mold air samples were collected throughout the structure. Two (2) mold air samples were collected from the great outdoors for comparison purposes, one (1) on each day of sample collection. ATC performed a visual inspection and found visible signs of suspect mold present. The first area with visible mold observed was in interview room #233 and the second area was the court clerk office room #245.

The client stated a water intrusion in the ceiling of the interview room #233 recently occurred. The fire suppression line in the ceiling failed due to cold temperatures and allowed moisture to inundate the room. ATC was not made aware of what happened in the court clerk office #245, but the perimeter wall system had been opened and visible suspect mold was observed within the wall cavity.

Particulate Air Sampling – Allergenco D Cassette

The Allergenco D air quality sampler is a particulate sampling cassette designed for the rapid collection and analysis of a wide range of airborne aerosols including mold spores, pollen, insect parts and skin fragments. This sampling device is useful in providing rapid analysis of airborne contaminants in indoor air quality testing, allergy testing and flood restoration monitoring. The results are reported as a total, meaning spores counted can include both viable and non-viable fungal spores.

After sample collection, the cassettes were removed, re-sealed, placed into a plastic bag, and shipped via overnight courier to NEL Laboratories located at 120 main Street, Suite B Westbrook, Maine 04902 for direct microscopic examination to identify the type and determine the airborne concentration of fungal spores.

ATC collected seventy-four (74) Allergenco D air samples. See attached analytical results.

Pre Remediation Air Sample Results

Client ID #	Collection Date	Sample Description	Sample Location	Results Total Fungal Spore Count/M ³	Results* Aspergillus/Penicillium Count/M ³
488-01	2-4-2020	Allergenco D	Outdoors	690	0
488-02	2-4-2020	Allergenco D	1 st Floor Lobby Room #217	210	53
488-03	2-4-2020	Allergenco D	DMV Room # 232	53	53



ENVIRONMENTAL • GEOTECHNICAL
BUILDING SCIENCES • MATERIALS TESTING

Item a.

383 Industrial Way, Suite 300 Anchorage Alaska 99501

488-04	2-4-2020	Allergenco D	Enrollment Center # 232	370	160
488-05	2-4-2020	Allergenco D	Interview Room #233	800	270
488-06	2-4-2020	Allergenco D	Corridor #231	1,200	320
488-07	2-4-2020	Allergenco D	Janitor Room # 234	1,000	480
488-08	2-4-2020	Allergenco D	Corridor #247	1,100	590
488-09	2-4-2020	Allergenco D	Furnace Room by Room 435	210	53
488-10	2-4-2020	Allergenco D	Hearing Room E. Side #235	1,100	590
488-11	2-4-2020	Allergenco D	Hearing Room W. Side # 235	430	270
488-12	2-4-2020	Allergenco D	Law Clerk Storage # 237	370	210
488-13	2-4-2020	Allergenco D	Vault Room # 238	430	370
488-14	2-4-2020	Allergenco D	Police Chief Room # 240	280	160
488-15	2-4-2020	Allergenco D	Witness Room # 224	320	160
488-16	2-4-2020	Allergenco D	S. Side Court Room # 228	210	210
488-17	2-4-2020	Allergenco D	N. Side Court Room # 228	53	53
488-18	2-4-2020	Allergenco D	Court Room Entrance # 220	160	0
488-19	2-4-2020	Allergenco D	Public Records # 218	270	160
488-20	2-4-2020	Allergenco D	E. Side Clerks Office # 219	210	160
488-21	2-4-2020	Allergenco D	W. Side Clerks Office # 219	1,000	800
488-22	2-4-2020	Allergenco D	Lounge # 244	550	530
488-23	2-4-2020	Allergenco D	Magistrates Office # 243	790	590
488-24	2-4-2020	Allergenco D	Court Clerk Office # 245	<53	0
488-25	2-4-2020	Allergenco D	Living Room 211	<53	0
488-26	2-4-2020	Allergenco D	Kitchen Rom # 204	160	110
488-27	2-4-2020	Allergenco D	Master Bedroom # 210	400	110
488-28	2-4-2020	Allergenco D	Child Bedroom # 209	760	320
448-29	2-4-2020	Allergenco D	Corridor by Laundry / Bath	320	110
488-30	2-4-2020	Allergenco D	Fire Chief Office # 202	53	0
488-31	2-4-2020	Allergenco D	Audio / Video Room # 201	210	53
488-32	2-4-2020	Allergenco D	Storage Room # 200	160	53
488-33	2-4-2020	Allergenco D	E. Side Training Room # 203	230	110
488-34	2-4-2020	Allergenco D	W. Side Training Room # 203	110	53
488-35	2-4-2020	Allergenco D	Temp Evidence Room # 107	370	160
488-36	2-4-2020	Allergenco D	Interview Room # 108	640	270
488-37	2-4-2020	Allergenco D	Old Dispatch Room # 118	430	160
488-38	2-4-2020	Allergenco D	Office Room # 119	210	110
488-39	2-4-2020	Allergenco D	Office #121	270	110
488-40	2-4-2020	Allergenco D	Corridor # 122	590	320
488-41	2-4-2020	Allergenco D	Corridor # 133	370	210
488-42	2-4-2020	Allergenco D	Property Storage Room # 120	270	160
488-43	2-4-2020	Allergenco D	Kitchen # 134	320	270
488-44	2-4-2020	Allergenco D	Corridor # 152	53	0
488-46	2-5-2020	Allergenco D	Outdoors	2,400	1000
488-47	2-5-2020	Allergenco D	Office # 127	800	640
488-48	2-5-2020	Allergenco D	Squad Room # 128	320	53
488-49	2-5-2020	Allergenco D	Evidence / Prop Storage # 125	210	160
488-50	2-5-2020	Allergenco D	Booking # 129	320	210
488-51	2-5-2020	Allergenco D	Sally Port Room # 130	590	370



ENVIRONMENTAL • GEOTECHNICAL
BUILDING SCIENCES • MATERIALS TESTING

Item a.

383 Industrial Way, Suite 300 Anchorage Alaska 99501

488-52	2-5-2020	Allergenco D	Circulation Room # 145	690	480
488-53	2-5-2020	Allergenco D	Day Room # 146	320	110
488-54	2-5-2020	Allergenco D	Cell # 143	110	53
488-55	2-5-2020	Allergenco D	Corridor # 144	110	53
488-56	2-5-2020	Allergenco D	Cell # 141	160	53
488-57	2-5-2020	Allergenco D	Cell # 142	910	320
488-58	2-5-2020	Allergenco D	Cell # 140	160	110
488-59	2-5-2020	Allergenco D	Indoor Range Control Station	800	270
488-60	2-5-2020	Allergenco D	S. Basement Stairwell Landing	2,100	1,100
488-61	2-5-2020	Allergenco D	At Firing Line	1,300	590
488-62	2-5-2020	Allergenco D	E. Side Down Range	1,200	430
488-63	2-5-2020	Allergenco D	W. Side Down Range	1,200	270
488-64	2-5-2020	Allergenco D	Basement by Stairs and Bath	1,300	750
488-65	2-5-2020	Allergenco D	N. Stairwell Middle Landing	320	160
488-66	2-5-2020	Allergenco D	S.E. Corner of Truck Bay	170	110
488-67	2-5-2020	Allergenco D	N.E. Corner of Truck Bay	160	53
488-68	2-5-2020	Allergenco D	Center of Truck Bay	330	210
488-69	2-5-2020	Allergenco D	N.W. Corner of Truck Bay	210	110
488-70	2-5-2020	Allergenco D	Hose Tower Room # 101	270	160
488-71	2-5-2020	Allergenco D	Ext. Refill Room # 102	480	110
488-72	2-5-2020	Allergenco D	Air Comp. Room # 103	210	210
488-73	2-5-2020	Allergenco D	S.W. Corner of Truck Bay	53	53
488-74	2-5-2020	Allergenco D	1 st Floor Lobby	370	53
488-75	2-5-2020	Allergenco D	Vestibule Room # 113	1,300	210

Upon laboratory analysis sample results of microbial air samples collected in the Public Safety Building found a mixture of spores that correlate to the outside control samples in quantities equal to or less than outdoor results.

Surface/Bulk Sampling

Gross contamination of building materials is usually self-evident. It is often useful to sample these materials to scientifically demonstrate the presence of elevated levels of microorganisms and to identify species of visual growth. This information is then used to potentially correlate these levels to airborne spore levels throughout a structure. Surface/Bulk sampling is also useful in verification of remediation procedures and source sampling. WEC collected four surface tape lift samples, two from the women's bath, and two from Office #9 and sent them to NEL Laboratories located at 120 main Street, Suite B Westbrook, Maine 04902 for direct microscopic analysis to identify the type and relative quantity of fungal spores and or biological agents.



ENVIRONMENTAL • GEOTECHNICAL
BUILDING SCIENCES • MATERIALS TESTING

Item a.

383 Industrial Way, Suite 300 Anchorage Alaska 99501

Preliminary Surface Sample Results

Client ID #	Collection Date	Sample Description	Sample Location	<u>Results</u> Mold Growth
T01	2-4-2020	Tape Lift	Interview Room #233	1 Cladosporium 4 Mycelial Fragments 1 Stachybotrys
T02	2-5-2020	Tape Lift	Court Clerk Office #245	3 Basidiomycete.

Qualitative Scale: 1 = lowest (very low abundance); 5 = highest (very abundant)

Surface sampling verified visual observation of suspect microbial growth within wall cavities of Interview Room #233 and Court Clerk Office # 245.

Mold is treated in the same way as other hazardous materials and should only be disturbed by properly trained individuals. The IICRC (Institute of Inspection Cleaning and Restoration Certification) certifies individuals and firms in the proper way to mitigate water and mold inundation and contamination. It is not recommended that untrained individuals perform any large-scale disturbance of contaminated building materials unless properly trained and wearing the appropriate PPE; i.e. containment localized ventilation, disposable suits, respirators etc. Disturbance of mold without the proper work control methods in place can lead to bigger issues such as cross contaminating other adjacent areas and incidental exposure to other occupants and different trade employees.

The following conclusions are based on our inspection of visually accessible areas and the results of microscopic examination of air samples:

Two types of spores associated with moisture were detected Aspergillus/Penicillium and Stachybotrys. Aspergillus/Penicillium was detected in low or equal spore counts comparative to the background exterior sample. Only a few samples had a detectable level of Stachybotrys, with those spore counts being just at the level of detection. Sample correlation show fungal types extremely similar to what would be typical for the weather conditions and the season of the year and building conditions. All other fungi types illustrate non-significant amounts of fungal spore that typically would be seen at the current season and time of year and regional conditions.

The only areas within the structure that had visual confirmed mold growth were Interview Room #233 and Court Clerk Office # 245. No other visual suspect microbial growth was visually observed at the time of inspection.

-
- In summary, on the basis of this mold screening investigation, ATC offers the following recommendations:
 - It is recommended that a licensed professional IICRC certified water and mold remediation firm be retained for all remediation activities.



ENVIRONMENTAL • GEOTECHNICAL
BUILDING SCIENCES • MATERIALS TESTING

Item a.

383 Industrial Way, Suite 300 Anchorage Alaska 99501

- Set up full containment protocols for remediation procedures in the two affected areas (Interview Room # 233 and Court Clerk Office # 245).
- Set up HEPA equipped air filtration units to draw and filter airborne spores and exhaust filtered air to the exterior of the structure.
- Interview Room # 233 – Remove the perimeter (exterior wall) from ceiling to floor. Remove ceiling as required to chase any fungal growth discovered in the ceiling cavity. Remove all associated insulation from wall system to expose the exterior wall. Clean all carpeting utilizing wet extract methods with and anti-microbial cleaning solution.
- Court Clerk Office # 245 - Remove the perimeter (exterior wall) from ceiling to floor. Remove all associated insulation from wall system to expose the exterior wall. Clean all carpeting utilizing wet extract methods with and anti-microbial cleaning solution.
- Remove and dispose of any non-cleanable porous debris in areas of concern and clean all surfaces within.
- HEPA vacuum and wipe all surfaces within the areas of concern utilizing EPA approved cleaning and anti-microbial agents. Remove all gross contamination from studs, sill plates and subfloor. Means and methods to be determined by contractor that comply with IICRC methodology.
- Clean and treat all remaining structural components (i.e. studs sill plates etc.). HEPA vacuum sill plate chases.
- Spray Antimicrobial directly in areas hard to clean yet easy for antimicrobial agents to penetrate.
- Fog interior of confined spaces with antimicrobial inhibitor and let set then recommence filtration of air.
- Although no visible mold was detected, a cursory cleaning of the following areas surrounding Interview Room # 233 and Court Clerk Office # 245 should be performed, to include: The corridors surrounding the interview and janitor room, the hearing room, the janitor room, the office space surrounding the court clerk office, as well as the south stairwell including its corridor and the range control station.
- Upon completion of remediation recommence filtration then shut down HEPA equipped local ventilation units for at least 12 hours prior to post sampling.
- Retest for effectiveness of remediation (clean again if testing still shows elevated counts of fungal spores).



ENVIRONMENTAL • GEOTECHNICAL
BUILDING SCIENCES • MATERIALS TESTING

Item a.

383 Industrial Way, Suite 300 Anchorage Alaska 99501

- If MVOC's are detected in the future search for further possible water intrusion and repair under restoration conditions.
- Maintain humidity levels below 60% to discourage mold growth.

Limitations

This report has been prepared to assist in evaluating the microbial impact at the above address. ATC provided these services consistent with the level and skill ordinarily exercised by members of the profession currently practicing under similar conditions. This statements in lieu of other statements either expressed or implied. This report is intended for the sole use of the client. The scope of services performed in execution of this evaluation may not be appropriate to satisfy the needs of other users, and reuse of this document, the findings, conclusions, or recommendations is at the risk of said user. Although a reasonable attempt has been made to locate suspect fungi (mold) in the areas identified, the inspection techniques used are inherently limited in the sense that only full demolition procedures will reveal all building materials of a structure and, therefore, all areas of potential fungal growth. The size of the area impacted by fungal growth is based on professional judgement and practicality. Additionally, other possible building material hazards such as asbestos and lead containing paints were not included as part of this evaluation and may require proper sampling for identification prior to disturbance. Other unidentified microbiological impact may be located within walls, ceiling cavities, below flooring or grade, and other non-accessible areas. Caution should be used during all remediation activities.

Respectfully,

David Wolf
Project Manager
ATC Group Services, LLC.

Reviewed by:

Brett O'Bray
Senior Project Manager
Certified Microbial Consultant (CMC)
ATC Group Services, LLC.

Indoor Air Quality Analytical Report

ATC Group Services

Project Name: Wrangell Public Safety Building

NEL Project ID: 102000521-564

Reported On: February 12, 2020

Note: Analytical results and reports are generated by Northeast Laboratory Services (NEL) at the request of and for the exclusive use of the person or entity (Client) named on this report. Results, reports, or copies of same will not be released by NEL to any third party without the prior express written consent from the Client named in this report. This report shall not be reproduced except in full without the approval of the laboratory. When the Client supplies information, this shall be identified and can affect the validity of the test. Results apply to the sample as received. The results within this report apply only to those samples taken at the time, place, and location referenced by the Client. This report makes no express or implied warranty or guarantee as to the sampling methodology used by the individual performing the sampling unless sampling was performed by NEL. The Client is solely responsible for the use and interpretation of these results and NEL does not make any express or implied warranties as to such use or interpretation. NEL is not able to make and does not make a determination as to the soundness or safety of a product, environment, or property from the samples sent to their laboratory for analysis. Unless otherwise specified by the Client, NEL reserves the right to dispose of all samples after the testing of such samples is sufficiently completed or after a thirty-day period. Samples for microbiology that degrade rapidly or pass their hold times will be retained for shorter periods or not at all. Northeast Laboratory Services' liability extends only to the cost of the testing.

Client: ATC Group Services

Address: 383 Industrial Way Suite 300
Anchorage, AK 99501

Date Sampled: 2/4/2020
Date Received: 2/10/2020
Date Reported: 2/12/2020

NEL Project ID: 102000521-564
Project Number: 1028300488
Project Name: Wrangell Public Safety Building

Analysis Report - Spore Trap Direct Exam

Sample Description	01 Outdoors		02		03	
Lab ID Number	102000521		102000522		102000523	
Volume Sampled (Liters)	75		75		75	
Background Debris*	1		2		2	
	Raw Ct.	Ct./m3	Raw Ct.	Ct./m3	Raw Ct.	Ct./m3
Total Mold Spores & Fragments	13	690	4	210	1	53
Alternaria						
Ascospores	2	110	1	53		
Aspergillus/Penicillium-like			1	53	1	53
Basidiospores	10	530	2	110		
Bipolaris Group						
Chaetomium						
Chlamydospores						
Cladosporium	1	53				
Curvularia						
Epicoccum						
Fusarium						
Hyphal Fragments						
Myxomycetes/Smuts/Periconia						
Other Spores						
Pithomyces						
Poria/Meruliporia						
Rusts						
Stachybotrys						
Trichoderma						
Ulocladium						
Unknown Spores						
Zygomycetes						

* Debris Rating Scale: 0 = no debris visible; 5 = very high debris abundance. Background debris levels of 4 and above indicate poor visibility which can result in under-counting of small spores such as those from members of the Aspergillus/Penicillium-like group.

The analytical sensitivity is calculated by dividing (Ct./m3) by the (Raw ct.). The limit of detection is calculated by multiplying the analytical sensitivity by the volume of air collected and dividing that number by 1000.

Values may not appear to be additive due to rounding of numbers. Spore/m3 values are rounded to 2 significant figures.

Unless otherwise noted no discernable field blank was submitted with these samples.

Comments for spore trap results are located on the final page of this report.

Client: ATC Group Services

Address: 383 Industrial Way Suite 300
Anchorage, AK 99501

Date Sampled: 2/4/2020
Date Received: 2/10/2020
Date Reported: 2/12/2020

NEL Project ID: 102000521-564
Project Number: 1028300488
Project Name: Wrangell Public Safety Building

Analysis Report - Spore Trap Direct Exam

Sample Description	04		05		06	
Lab ID Number	102000524		102000525		102000526	
Volume Sampled (Liters)	75		75		75	
Background Debris*	2		4		3	
	Raw Ct.	Ct./m3	Raw Ct.	Ct./m3	Raw Ct.	Ct./m3
Total Mold Spores & Fragments	7	370	15	800	22	1,200
Alternaria						
Ascospores			3	160	5	270
Aspergillus/Penicillium-like	3	160	5	270	6	320
Basidiospores	3	160	3	160	7	370
Bipolaris Group						
Chaetomium						
Chlamydospores						
Cladosporium	1	53	4	210	4	210
Curvularia						
Epicoccum						
Fusarium						
Hyphal Fragments						
Myxomycetes/Smuts/Periconia						
Other Spores						
Pithomyces						
Poria/Meruliporia						
Rusts						
Stachybotrys						
Trichoderma						
Ulocladium						
Unknown Spores						
Zygomycetes						

* Debris Rating Scale: 0 = no debris visible; 5 = very high debris abundance. Background debris levels of 4 and above indicate poor visibility which can result in under-counting of small spores such as those from members of the Aspergillus/Penicillium-like group.

The analytical sensitivity is calculated by dividing (Ct./m3) by the (Raw ct.). The limit of detection is calculated by multiplying the analytical sensitivity by the volume of air collected and dividing that number by 1000.

Values may not appear to be additive due to rounding of numbers. Spore/m3 values are rounded to 2 significant figures.

Unless otherwise noted no discernable field blank was submitted with these samples.

Comments for spore trap results are located on the final page of this report.

Client: ATC Group Services

Address: 383 Industrial Way Suite 300
Anchorage, AK 99501

Date Sampled: 2/4/2020
Date Received: 2/10/2020
Date Reported: 2/12/2020

NEL Project ID: 102000521-564
Project Number: 1028300488
Project Name: Wrangell Public Safety Building

Analysis Report - Spore Trap Direct Exam

Sample Description	07		08		09	
Lab ID Number	102000527		102000528		102000529	
Volume Sampled (Liters)	75		75		75	
Background Debris*	3		4		2	
	Raw Ct.	Ct./m3	Raw Ct.	Ct./m3	Raw Ct.	Ct./m3
Total Mold Spores & Fragments	20	1,000	21	1,100	4	210
Alternaria						
Ascospores	4	210	2	110		
Aspergillus/Penicillium-like	9	480	11	590	1	53
Basidiospores	2	110	5	270	2	110
Bipolaris Group						
Chaetomium						
Chlamydospores						
Cladosporium	2	110	2	110	1	53
Curvularia						
Epicoccum						
Fusarium						
Hyphal Fragments	1	53				
Myxomycetes/Smuts/Periconia						
Other Spores						
Pithomyces						
Poria/Meruliporia						
Rusts						
Stachybotrys	1	13	1	13		
Trichoderma						
Ulocladium	1	53				
Unknown Spores						
Zygomycetes						

* Debris Rating Scale: 0 = no debris visible; 5 = very high debris abundance. Background debris levels of 4 and above indicate poor visibility which can result in under-counting of small spores such as those from members of the Aspergillus/Penicillium-like group.

The analytical sensitivity is calculated by dividing (Ct./m3) by the (Raw ct.). The limit of detection is calculated by multiplying the analytical sensitivity by the volume of air collected and dividing that number by 1000.

Values may not appear to be additive due to rounding of numbers. Spore/m3 values are rounded to 2 significant figures.

Unless otherwise noted no discernable field blank was submitted with these samples.

Comments for spore trap results are located on the final page of this report.

Client: ATC Group Services

Address: 383 Industrial Way Suite 300
Anchorage, AK 99501

Date Sampled: 2/4/2020
Date Received: 2/10/2020
Date Reported: 2/12/2020

NEL Project ID: 102000521-564
Project Number: 1028300488
Project Name: Wrangell Public Safety Building

Analysis Report - Spore Trap Direct Exam

Sample Description	10		11		12	
Lab ID Number	102000530		102000531		102000532	
Volume Sampled (Liters)	75		75		75	
Background Debris*	5		4		3	
	Raw Ct.	Ct./m3	Raw Ct.	Ct./m3	Raw Ct.	Ct./m3
Total Mold Spores & Fragments	21	1,100	8	430	7	370
Alternaria						
Ascospores	1	53				
Aspergillus/Penicillium-like	11	590	5	270	4	210
Basidiospores	6	320	3	160		
Bipolaris Group						
Chaetomium						
Chlamydospores						
Cladosporium					3	160
Curvularia						
Epicoccum						
Fusarium						
Hyphal Fragments	1	53				
Myxomycetes/Smuts/Periconia						
Other Spores						
Pithomyces						
Poria/Meruliporia						
Rusts						
Stachybotrys	1	13				
Trichoderma						
Ulocladium						
Unknown Spores	1	53				
Zygomycetes						

* Debris Rating Scale: 0 = no debris visible; 5 = very high debris abundance. Background debris levels of 4 and above indicate poor visibility which can result in under-counting of small spores such as those from members of the Aspergillus/Penicillium-like group.

The analytical sensitivity is calculated by dividing (Ct./m3) by the (Raw ct.). The limit of detection is calculated by multiplying the analytical sensitivity by the volume of air collected and dividing that number by 1000.

Values may not appear to be additive due to rounding of numbers. Spore/m3 values are rounded to 2 significant figures.

Unless otherwise noted no discernable field blank was submitted with these samples.

Comments for spore trap results are located on the final page of this report.

Client: ATC Group Services

Address: 383 Industrial Way Suite 300
Anchorage, AK 99501

Date Sampled: 2/4/2020
Date Received: 2/10/2020
Date Reported: 2/12/2020

NEL Project ID: 102000521-564
Project Number: 1028300488
Project Name: Wrangell Public Safety Building

Analysis Report - Spore Trap Direct Exam

Sample Description	13		14		15	
Lab ID Number	102000533		102000534		102000535	
Volume Sampled (Liters)	75		75		75	
Background Debris*	3		2		3	
	Raw Ct.	Ct./m3	Raw Ct.	Ct./m3	Raw Ct.	Ct./m3
Total Mold Spores & Fragments	8	430	6	280	6	320
Alternaria						
Ascospores						
Aspergillus/Penicillium-like	7	370	3	160	3	160
Basidiospores			2	110	2	110
Bipolaris Group						
Chaetomium						
Chlamydospores						
Cladosporium	1	53			1	53
Curvularia						
Epicoccum						
Fusarium						
Hyphal Fragments						
Myxomycetes/Smuts/Periconia						
Other Spores						
Pithomyces						
Poria/Meruliporia						
Rusts						
Stachybotrys			1	13		
Trichoderma						
Ulocladium						
Unknown Spores						
Zygomycetes						

* Debris Rating Scale: 0 = no debris visible; 5 = very high debris abundance. Background debris levels of 4 and above indicate poor visibility which can result in under-counting of small spores such as those from members of the Aspergillus/Penicillium-like group.

The analytical sensitivity is calculated by dividing (Ct./m3) by the (Raw ct.). The limit of detection is calculated by multiplying the analytical sensitivity by the volume of air collected and dividing that number by 1000.

Values may not appear to be additive due to rounding of numbers. Spore/m3 values are rounded to 2 significant figures.

Unless otherwise noted no discernable field blank was submitted with these samples.

Comments for spore trap results are located on the final page of this report.

Client: ATC Group Services

Address: 383 Industrial Way Suite 300
Anchorage, AK 99501

Date Sampled: 2/4/2020
Date Received: 2/10/2020
Date Reported: 2/12/2020

NEL Project ID: 102000521-564
Project Number: 1028300488
Project Name: Wrangell Public Safety Building

Analysis Report - Spore Trap Direct Exam

Sample Description	16		17		18	
Lab ID Number	102000536		102000537		102000538	
Volume Sampled (Liters)	75		75		75	
Background Debris*	1		2		3	
	Raw Ct.	Ct./m3	Raw Ct.	Ct./m3	Raw Ct.	Ct./m3
Total Mold Spores & Fragments	4	210	1	53	3	160
Alternaria						
Ascospores					1	53
Aspergillus/Penicillium-like	4	210	1	53		
Basidiospores					1	53
Bipolaris Group						
Chaetomium						
Chlamydospores						
Cladosporium					1	53
Curvularia						
Epicoccum						
Fusarium						
Hyphal Fragments						
Myxomycetes/Smuts/Periconia						
Other Spores						
Pithomyces						
Poria/Meruliporia						
Rusts						
Stachybotrys						
Trichoderma						
Ulocladium						
Unknown Spores						
Zygomycetes						

* Debris Rating Scale: 0 = no debris visible; 5 = very high debris abundance. Background debris levels of 4 and above indicate poor visibility which can result in under-counting of small spores such as those from members of the Aspergillus/Penicillium-like group.

The analytical sensitivity is calculated by dividing (Ct./m3) by the (Raw ct.). The limit of detection is calculated by multiplying the analytical sensitivity by the volume of air collected and dividing that number by 1000.

Values may not appear to be additive due to rounding of numbers. Spore/m3 values are rounded to 2 significant figures.

Unless otherwise noted no discernable field blank was submitted with these samples.

Comments for spore trap results are located on the final page of this report.

Client: ATC Group Services

Address: 383 Industrial Way Suite 300
Anchorage, AK 99501

Date Sampled: 2/4/2020
Date Received: 2/10/2020
Date Reported: 2/12/2020

NEL Project ID: 102000521-564
Project Number: 1028300488
Project Name: Wrangell Public Safety Building

Analysis Report - Spore Trap Direct Exam

Sample Description	19		20		21	
Lab ID Number	102000539		102000540		102000541	
Volume Sampled (Liters)	75		75		75	
Background Debris*	3		2		4	
	Raw Ct.	Ct./m3	Raw Ct.	Ct./m3	Raw Ct.	Ct./m3
Total Mold Spores & Fragments	5	270	4	210	23	1,100
Alternaria						
Ascospores	1	53				
Aspergillus/Penicillium-like	3	160	3	160	15	800
Basidiospores	1	53			1	53
Bipolaris Group						
Chaetomium						
Chlamydospores						
Cladosporium			1	53	5	270
Curvularia						
Epicoccum						
Fusarium						
Hyphal Fragments						
Myxomycetes/Smuts/Periconia						
Other Spores						
Pithomyces						
Poria/Meruliporia						
Rusts						
Stachybotrys					2	27
Trichoderma						
Ulocladium						
Unknown Spores						
Zygomycetes						

* Debris Rating Scale: 0 = no debris visible; 5 = very high debris abundance. Background debris levels of 4 and above indicate poor visibility which can result in under-counting of small spores such as those from members of the Aspergillus/Penicillium-like group.

The analytical sensitivity is calculated by dividing (Ct./m3) by the (Raw ct.). The limit of detection is calculated by multiplying the analytical sensitivity by the volume of air collected and dividing that number by 1000.

Values may not appear to be additive due to rounding of numbers. Spore/m3 values are rounded to 2 significant figures.

Unless otherwise noted no discernable field blank was submitted with these samples.

Comments for spore trap results are located on the final page of this report.

Client: ATC Group Services

Address: 383 Industrial Way Suite 300
Anchorage, AK 99501

Date Sampled: 2/4/2020
Date Received: 2/10/2020
Date Reported: 2/12/2020

NEL Project ID: 102000521-564
Project Number: 1028300488
Project Name: Wrangell Public Safety Building

Analysis Report - Spore Trap Direct Exam

Sample Description	22		23		24	
Lab ID Number	102000542		102000543		102000544	
Volume Sampled (Liters)	75		75		75	
Background Debris*	2		2		2	
	Raw Ct.	Ct./m3	Raw Ct.	Ct./m3	Raw Ct.	Ct./m3
Total Mold Spores & Fragments	11	550	17	790	0	<53
Alternaria						
Ascospores			2	110		
Aspergillus/Penicillium-like	10	530	11	590		
Basidiospores			1	53		
Bipolaris Group						
Chaetomium						
Chlamydospores						
Cladosporium						
Curvularia						
Epicoccum						
Fusarium						
Hyphal Fragments						
Myxomycetes/Smuts/Periconia						
Other Spores						
Pithomyces						
Poria/Meruliporia						
Rusts						
Stachybotrys	1	13	3	40		
Trichoderma						
Ulocladium						
Unknown Spores						
Zygomycetes						

* Debris Rating Scale: 0 = no debris visible; 5 = very high debris abundance. Background debris levels of 4 and above indicate poor visibility which can result in under-counting of small spores such as those from members of the Aspergillus/Penicillium-like group.

The analytical sensitivity is calculated by dividing (Ct./m3) by the (Raw ct.). The limit of detection is calculated by multiplying the analytical sensitivity by the volume of air collected and dividing that number by 1000.

Values may not appear to be additive due to rounding of numbers. Spore/m3 values are rounded to 2 significant figures.

Unless otherwise noted no discernable field blank was submitted with these samples.

Comments for spore trap results are located on the final page of this report.

Client: ATC Group Services

Address: 383 Industrial Way Suite 300
Anchorage, AK 99501

Date Sampled: 2/4/2020
Date Received: 2/10/2020
Date Reported: 2/12/2020

NEL Project ID: 102000521-564
Project Number: 1028300488
Project Name: Wrangell Public Safety Building

Analysis Report - Spore Trap Direct Exam

Sample Description	25		26		27	
Lab ID Number	102000545		102000546		102000547	
Volume Sampled (Liters)	75		75		75	
Background Debris*	3		3		3	
	Raw Ct.	Ct./m3	Raw Ct.	Ct./m3	Raw Ct.	Ct./m3
Total Mold Spores & Fragments	0	<53	3	160	9	400
Alternaria						
Ascospores					2	110
Aspergillus/Penicillium-like			2	110	2	110
Basidiospores					2	110
Bipolaris Group						
Chaetomium						
Chlamydospores						
Cladosporium			1	53	1	53
Curvularia						
Epicoccum						
Fusarium						
Hyphal Fragments						
Myxomycetes/Smuts/Periconia						
Other Spores						
Pithomyces						
Poria/Meruliporia						
Rusts						
Stachybotrys					2	27
Trichoderma						
Ulocladium						
Unknown Spores						
Zygomycetes						

* Debris Rating Scale: 0 = no debris visible; 5 = very high debris abundance. Background debris levels of 4 and above indicate poor visibility which can result in under-counting of small spores such as those from members of the Aspergillus/Penicillium-like group.

The analytical sensitivity is calculated by dividing (Ct./m3) by the (Raw ct.). The limit of detection is calculated by multiplying the analytical sensitivity by the volume of air collected and dividing that number by 1000.

Values may not appear to be additive due to rounding of numbers. Spore/m3 values are rounded to 2 significant figures.

Unless otherwise noted no discernable field blank was submitted with these samples.

Comments for spore trap results are located on the final page of this report.

Client: ATC Group Services

Address: 383 Industrial Way Suite 300
Anchorage, AK 99501

Date Sampled: 2/4/2020
Date Received: 2/10/2020
Date Reported: 2/12/2020

NEL Project ID: 102000521-564
Project Number: 1028300488
Project Name: Wrangell Public Safety Building

Analysis Report - Spore Trap Direct Exam

Sample Description	28		29		30	
Lab ID Number	102000548		102000549		102000550	
Volume Sampled (Liters)	75		75		75	
Background Debris*	3		4		1	
	Raw Ct.	Ct./m3	Raw Ct.	Ct./m3	Raw Ct.	Ct./m3
Total Mold Spores & Fragments	15	760	6	320	1	53
Alternaria						
Ascospores	2	110	2	110		
Aspergillus/Penicillium-like	6	320	2	110		
Basidiospores	5	270	1	53		
Bipolaris Group						
Chaetomium						
Chlamydospores						
Cladosporium	1	53			1	53
Curvularia						
Epicoccum						
Fusarium						
Hyphal Fragments			1	53		
Myxomycetes/Smuts/Periconia						
Other Spores						
Pithomyces						
Poria/Meruliporia						
Rusts						
Stachybotrys	1	13				
Trichoderma						
Ulocladium						
Unknown Spores						
Zygomycetes						

* Debris Rating Scale: 0 = no debris visible; 5 = very high debris abundance. Background debris levels of 4 and above indicate poor visibility which can result in under-counting of small spores such as those from members of the Aspergillus/Penicillium-like group.

The analytical sensitivity is calculated by dividing (Ct./m3) by the (Raw ct.). The limit of detection is calculated by multiplying the analytical sensitivity by the volume of air collected and dividing that number by 1000.

Values may not appear to be additive due to rounding of numbers. Spore/m3 values are rounded to 2 significant figures.

Unless otherwise noted no discernable field blank was submitted with these samples.

Comments for spore trap results are located on the final page of this report.

Client: ATC Group Services

Address: 383 Industrial Way Suite 300
Anchorage, AK 99501

Date Sampled: 2/4/2020
Date Received: 2/10/2020
Date Reported: 2/12/2020

NEL Project ID: 102000521-564
Project Number: 1028300488
Project Name: Wrangell Public Safety Building

Analysis Report - Spore Trap Direct Exam

Sample Description	31		32		33	
Lab ID Number	102000551		102000552		102000553	
Volume Sampled (Liters)	75		75		75	
Background Debris*	2		3		2	
	Raw Ct.	Ct./m3	Raw Ct.	Ct./m3	Raw Ct.	Ct./m3
Total Mold Spores & Fragments	4	210	3	160	5	230
Alternaria						
Ascospores	1	53				
Aspergillus/Penicillium-like	1	53	1	53	2	110
Basidiospores	1	53	2	110	2	110
Bipolaris Group						
Chaetomium						
Chlamydospores						
Cladosporium	1	53				
Curvularia						
Epicoccum						
Fusarium						
Hyphal Fragments						
Myxomycetes/Smuts/Periconia						
Other Spores						
Pithomyces						
Poria/Meruliporia						
Rusts						
Stachybotrys					1	13
Trichoderma						
Ulocladium						
Unknown Spores						
Zygomycetes						

* Debris Rating Scale: 0 = no debris visible; 5 = very high debris abundance. Background debris levels of 4 and above indicate poor visibility which can result in under-counting of small spores such as those from members of the Aspergillus/Penicillium-like group.

The analytical sensitivity is calculated by dividing (Ct./m3) by the (Raw ct.). The limit of detection is calculated by multiplying the analytical sensitivity by the volume of air collected and dividing that number by 1000.

Values may not appear to be additive due to rounding of numbers. Spore/m3 values are rounded to 2 significant figures.

Unless otherwise noted no discernable field blank was submitted with these samples.

Comments for spore trap results are located on the final page of this report.

Client: ATC Group Services

Address: 383 Industrial Way Suite 300
Anchorage, AK 99501

Date Sampled: 2/4/2020
Date Received: 2/10/2020
Date Reported: 2/12/2020

NEL Project ID: 102000521-564
Project Number: 1028300488
Project Name: Wrangell Public Safety Building

Analysis Report - Spore Trap Direct Exam

Sample Description	34		35		36	
Lab ID Number	102000554		102000555		102000556	
Volume Sampled (Liters)	75		75		75	
Background Debris*	2		3		2	
	Raw Ct.	Ct./m3	Raw Ct.	Ct./m3	Raw Ct.	Ct./m3
Total Mold Spores & Fragments	2	110	7	370	12	640
Alternaria						
Ascospores					2	110
Aspergillus/Penicillium-like	1	53	3	160	5	270
Basidiospores			3	160	4	210
Bipolaris Group						
Chaetomium						
Chlamydospores						
Cladosporium						
Curvularia						
Epicoccum						
Fusarium						
Hyphal Fragments						
Myxomycetes/Smuts/Periconia	1	53	1	53	1	53
Other Spores						
Pithomyces						
Poria/Meruliporia						
Rusts						
Stachybotrys						
Trichoderma						
Ulocladium						
Unknown Spores						
Zygomycetes						

* Debris Rating Scale: 0 = no debris visible; 5 = very high debris abundance. Background debris levels of 4 and above indicate poor visibility which can result in under-counting of small spores such as those from members of the Aspergillus/Penicillium-like group.

The analytical sensitivity is calculated by dividing (Ct./m3) by the (Raw ct.). The limit of detection is calculated by multiplying the analytical sensitivity by the volume of air collected and dividing that number by 1000.

Values may not appear to be additive due to rounding of numbers. Spore/m3 values are rounded to 2 significant figures.

Unless otherwise noted no discernable field blank was submitted with these samples.

Comments for spore trap results are located on the final page of this report.

Client: ATC Group Services

Address: 383 Industrial Way Suite 300
Anchorage, AK 99501

Date Sampled: 2/4/2020
Date Received: 2/10/2020
Date Reported: 2/12/2020

NEL Project ID: 102000521-564
Project Number: 1028300488
Project Name: Wrangell Public Safety Building

Analysis Report - Spore Trap Direct Exam

Sample Description	37		38		39	
Lab ID Number	102000557		102000558		102000559	
Volume Sampled (Liters)	75		75		75	
Background Debris*	4		3		3	
	Raw Ct.	Ct./m3	Raw Ct.	Ct./m3	Raw Ct.	Ct./m3
Total Mold Spores & Fragments	8	430	4	210	5	270
Alternaria						
Ascospores	3	160	1	53	1	53
Aspergillus/Penicillium-like	3	160	2	110	2	110
Basidiospores	2	110	1	53	1	53
Bipolaris Group						
Chaetomium						
Chlamydospores						
Cladosporium					1	53
Curvularia						
Epicoccum						
Fusarium						
Hyphal Fragments						
Myxomycetes/Smuts/Periconia						
Other Spores						
Pithomyces						
Poria/Meruliporia						
Rusts						
Stachybotrys						
Trichoderma						
Ulocladium						
Unknown Spores						
Zygomycetes						

* Debris Rating Scale: 0 = no debris visible; 5 = very high debris abundance. Background debris levels of 4 and above indicate poor visibility which can result in under-counting of small spores such as those from members of the Aspergillus/Penicillium-like group.

The analytical sensitivity is calculated by dividing (Ct./m3) by the (Raw ct.). The limit of detection is calculated by multiplying the analytical sensitivity by the volume of air collected and dividing that number by 1000.

Values may not appear to be additive due to rounding of numbers. Spore/m3 values are rounded to 2 significant figures.

Unless otherwise noted no discernable field blank was submitted with these samples.

Comments for spore trap results are located on the final page of this report.

Client: ATC Group Services

Address: 383 Industrial Way Suite 300
Anchorage, AK 99501

Date Sampled: 2/4/2020
Date Received: 2/10/2020
Date Reported: 2/12/2020

NEL Project ID: 102000521-564
Project Number: 1028300488
Project Name: Wrangell Public Safety Building

Analysis Report - Spore Trap Direct Exam

Sample Description	40		41		42	
Lab ID Number	102000560		102000561		102000562	
Volume Sampled (Liters)	75		75		75	
Background Debris*	2		3		4	
	Raw Ct.	Ct./m3	Raw Ct.	Ct./m3	Raw Ct.	Ct./m3
Total Mold Spores & Fragments	11	590	7	370	5	270
Alternaria						
Ascospores	1	53				
Aspergillus/Penicillium-like	6	320	4	210	3	160
Basidiospores	3	160	3	160	2	110
Bipolaris Group						
Chaetomium						
Chlamydospores						
Cladosporium	1	53				
Curvularia						
Epicoccum						
Fusarium						
Hyphal Fragments						
Myxomycetes/Smuts/Periconia						
Other Spores						
Pithomyces						
Poria/Meruliporia						
Rusts						
Stachybotrys						
Trichoderma						
Ulocladium						
Unknown Spores						
Zygomycetes						

* Debris Rating Scale: 0 = no debris visible; 5 = very high debris abundance. Background debris levels of 4 and above indicate poor visibility which can result in under-counting of small spores such as those from members of the Aspergillus/Penicillium-like group.

The analytical sensitivity is calculated by dividing (Ct./m3) by the (Raw ct.). The limit of detection is calculated by multiplying the analytical sensitivity by the volume of air collected and dividing that number by 1000.

Values may not appear to be additive due to rounding of numbers. Spore/m3 values are rounded to 2 significant figures.

Unless otherwise noted no discernable field blank was submitted with these samples.

Comments for spore trap results are located on the final page of this report.

Client: ATC Group Services

Address: 383 Industrial Way Suite 300
Anchorage, AK 99501

Date Sampled: 2/4/2020
Date Received: 2/10/2020
Date Reported: 2/12/2020

NEL Project ID: 102000521-564
Project Number: 1028300488
Project Name: Wrangell Public Safety Building

Analysis Report - Spore Trap Direct Exam

Sample Description	43		44	
Lab ID Number	102000563		102000564	
Volume Sampled (Liters)	75		75	
Background Debris*	2		2	
	Raw Ct.	Ct./m3	Raw Ct.	Ct./m3
Total Mold Spores & Fragments	6	320	1	53
Alternaria				
Ascospores			1	53
Aspergillus/Penicillium-like	5	270		
Basidiospores	1	53		
Bipolaris Group				
Chaetomium				
Chlamydospores				
Cladosporium				
Curvularia				
Epicoccum				
Fusarium				
Hyphal Fragments				
Myxomycetes/Smuts/Periconia				
Other Spores				
Pithomyces				
Poria/Meruliporia				
Rusts				
Stachybotrys				
Trichoderma				
Ulocladium				
Unknown Spores				
Zygomycetes				

* Debris Rating Scale: 0 = no debris visible; 5 = very high debris abundance. Background debris levels of 4 and above indicate poor visibility which can result in under-counting of small spores such as those from members of the Aspergillus/Penicillium-like group.

The analytical sensitivity is calculated by dividing (Ct./m3) by the (Raw ct.). The limit of detection is calculated by multiplying the analytical sensitivity by the volume of air collected and dividing that number by 1000.

Values may not appear to be additive due to rounding of numbers. Spore/m3 values are rounded to 2 significant figures.

Unless otherwise noted no discernable field blank was submitted with these samples.

Comments for spore trap results are located on the final page of this report.

Client: ATC Group Services

Address: 383 Industrial Way Suite 300
Anchorage, AK 99501

Date Sampled: 2/4/2020
Date Received: 2/10/2020
Date Reported: 2/12/2020

NEL Project ID: 102000521-564
Project Number: 1028300488
Project Name: Wrangell Public Safety Building

Sample & Project Comments

Comments: 102000533: Single cluster of 164 Aspergillus/Penicillium-like spores detected. These spores are not include within the raw count as they were not detected during sample analysis.

2/12/2020 11:54:37 AM

Erin

Report Authorized By:



Erin Bouttenot, Technical Manager,
Indoor Air Quality

NEL Method #: 4.3.24 & 4.3.25

Note: Analytical results and reports are generated by Northeast Laboratory Services (NEL) at the request of and for the exclusive use of the person or entity (Client) named on this report. Results, reports, or copies of same will not be released by NEL to any third party without the prior express written consent from the Client named in this report. This report shall not be reproduced except in full without the approval of the laboratory. When the Client supplies information, this shall be identified and can affect the validity of the test. Results apply to the sample as received. The results within this report apply only to those samples taken at the time, place, and location referenced by the Client. This report makes no express or implied warranty or guarantee as to the sampling methodology used by the individual performing the sampling unless sampling was performed by NEL. The Client is solely responsible for the use and interpretation of these results and NEL does not make any express or implied warranties as to such use or interpretation. NEL is not able to make and does not make a determination as to the soundness or safety of a product, environment, or property from the samples sent to their laboratory for analysis. Unless otherwise specified by the Client, NEL reserves the right to dispose of all samples after the testing of such samples is sufficiently completed or after a third period. Samples for microbiology that degrade rapidly or pass their hold times will be retained for shorter periods or not at all. No 80 Laboratory Services' liability extends only to the cost of the testing.

Indoor Air Quality Analytical Report

ATC Group Services

Project Name: Wrangell Public Safety Building

NEL Project ID: 102000565-596

Reported On: February 12, 2020

Note: Analytical results and reports are generated by Northeast Laboratory Services (NEL) at the request of and for the exclusive use of the person or entity (Client) named on this report. Results, reports, or copies of same will not be released by NEL to any third party without the prior express written consent from the Client named in this report. This report shall not be reproduced except in full without the approval of the laboratory. When the Client supplies information, this shall be identified and can affect the validity of the test. Results apply to the sample as received. The results within this report apply only to those samples taken at the time, place, and location referenced by the Client. This report makes no express or implied warranty or guarantee as to the sampling methodology used by the individual performing the sampling unless sampling was performed by NEL. The Client is solely responsible for the use and interpretation of these results and NEL does not make any express or implied warranties as to such use or interpretation. NEL is not able to make and does not make a determination as to the soundness or safety of a product, environment, or property from the samples sent to their laboratory for analysis. Unless otherwise specified by the Client, NEL reserves the right to dispose of all samples after the testing of such samples is sufficiently completed or after a thirty-day period. Samples for microbiology that degrade rapidly or pass their hold times will be retained for shorter periods or not at all. Northeast Laboratory Services' liability extends only to the cost of the testing.

Client: ATC Group Services

Address: 383 Industrial Way Suite 300
Anchorage, AK 99501

Date Sampled: 2/5/2020
Date Received: 2/10/2020
Date Reported: 2/12/2020

NEL Project ID: 102000565-596
Project Number: 1028300488
Project Name: Wrangell Public Safety Building

Analysis Report - Spore Trap Direct Exam

Sample Description	46		47		48	
Lab ID Number	102000565		102000566		102000567	
Volume Sampled (Liters)	75		75		75	
Background Debris*	4		4		3	
	Raw Ct.	Ct./m3	Raw Ct.	Ct./m3	Raw Ct.	Ct./m3
Total Mold Spores & Fragments	45	2,400	15	800	6	320
Alternaria						
Ascospores	5	270			1	53
Aspergillus/Penicillium-like	19	1,000	12	640	1	53
Basidiospores	21	1,100	2	110	1	53
Bipolaris Group						
Chaetomium						
Chlamydospores						
Cladosporium					2	110
Curvularia						
Epicoccum						
Fusarium						
Hyphal Fragments			1	53	1	53
Myxomycetes/Smuts/Periconia						
Other Spores						
Pithomyces						
Poria/Meruliporia						
Rusts						
Stachybotrys						
Trichoderma						
Ulocladium						
Unknown Spores						
Zygomycetes						

* Debris Rating Scale: 0 = no debris visible; 5 = very high debris abundance. Background debris levels of 4 and above indicate poor visibility which can result in under-counting of small spores such as those from members of the Aspergillus/Penicillium-like group.

The analytical sensitivity is calculated by dividing (Ct./m3) by the (Raw ct.). The limit of detection is calculated by multiplying the analytical sensitivity by the volume of air collected and dividing that number by 1000.

Values may not appear to be additive due to rounding of numbers. Spore/m3 values are rounded to 2 significant figures.

Unless otherwise noted no discernable field blank was submitted with these samples.

Comments for spore trap results are located on the final page of this report.

Client: ATC Group Services

Address: 383 Industrial Way Suite 300
Anchorage, AK 99501

Date Sampled: 2/5/2020
Date Received: 2/10/2020
Date Reported: 2/12/2020

NEL Project ID: 102000565-596
Project Number: 1028300488
Project Name: Wrangell Public Safety Building

Analysis Report - Spore Trap Direct Exam

Sample Description	49		50		51	
Lab ID Number	102000568		102000569		102000570	
Volume Sampled (Liters)	75		75		75	
Background Debris*	2		1		3	
	Raw Ct.	Ct./m3	Raw Ct.	Ct./m3	Raw Ct.	Ct./m3
Total Mold Spores & Fragments	4	210	6	320	11	590
Alternaria						
Ascospores			1	53	1	53
Aspergillus/Penicillium-like	3	160	4	210	7	370
Basidiospores	1	53	1	53	3	160
Bipolaris Group						
Chaetomium						
Chlamydospores						
Cladosporium						
Curvularia						
Epicoccum						
Fusarium						
Hyphal Fragments						
Myxomycetes/Smuts/Periconia						
Other Spores						
Pithomyces						
Poria/Meruliporia						
Rusts						
Stachybotrys						
Trichoderma						
Ulocladium						
Unknown Spores						
Zygomycetes						

* Debris Rating Scale: 0 = no debris visible; 5 = very high debris abundance. Background debris levels of 4 and above indicate poor visibility which can result in under-counting of small spores such as those from members of the Aspergillus/Penicillium-like group.

The analytical sensitivity is calculated by dividing (Ct./m3) by the (Raw ct.). The limit of detection is calculated by multiplying the analytical sensitivity by the volume of air collected and dividing that number by 1000.

Values may not appear to be additive due to rounding of numbers. Spore/m3 values are rounded to 2 significant figures.

Unless otherwise noted no discernable field blank was submitted with these samples.

Comments for spore trap results are located on the final page of this report.

Client: ATC Group Services

Address: 383 Industrial Way Suite 300
Anchorage, AK 99501

Date Sampled: 2/5/2020
Date Received: 2/10/2020
Date Reported: 2/12/2020

NEL Project ID: 102000565-596
Project Number: 1028300488
Project Name: Wrangell Public Safety Building

Analysis Report - Spore Trap Direct Exam

Sample Description	52		53		54	
Lab ID Number	102000571		102000572		102000573	
Volume Sampled (Liters)	75		75		75	
Background Debris*	2		1		2	
	Raw Ct.	Ct./m3	Raw Ct.	Ct./m3	Raw Ct.	Ct./m3
Total Mold Spores & Fragments	13	690	6	320	2	110
Alternaria						
Ascospores	1	53	1	53		
Aspergillus/Penicillium-like	9	480	2	110	1	53
Basidiospores	3	160	2	110		
Bipolaris Group						
Chaetomium						
Chlamydospores						
Cladosporium			1	53	1	53
Curvularia						
Epicoccum						
Fusarium						
Hyphal Fragments						
Myxomycetes/Smuts/Periconia						
Other Spores						
Pithomyces						
Poria/Meruliporia						
Rusts						
Stachybotrys						
Trichoderma						
Ulocladium						
Unknown Spores						
Zygomycetes						

* Debris Rating Scale: 0 = no debris visible; 5 = very high debris abundance. Background debris levels of 4 and above indicate poor visibility which can result in under-counting of small spores such as those from members of the Aspergillus/Penicillium-like group.

The analytical sensitivity is calculated by dividing (Ct./m3) by the (Raw ct.). The limit of detection is calculated by multiplying the analytical sensitivity by the volume of air collected and dividing that number by 1000.

Values may not appear to be additive due to rounding of numbers. Spore/m3 values are rounded to 2 significant figures.

Unless otherwise noted no discernable field blank was submitted with these samples.

Comments for spore trap results are located on the final page of this report.

Client: ATC Group Services

Address: 383 Industrial Way Suite 300
Anchorage, AK 99501

Date Sampled: 2/5/2020
Date Received: 2/10/2020
Date Reported: 2/12/2020

NEL Project ID: 102000565-596
Project Number: 1028300488
Project Name: Wrangell Public Safety Building

Analysis Report - Spore Trap Direct Exam

Sample Description	55		56		57	
Lab ID Number	102000574		102000575		102000576	
Volume Sampled (Liters)	75		75		75	
Background Debris*	2		2		4	
	Raw Ct.	Ct./m3	Raw Ct.	Ct./m3	Raw Ct.	Ct./m3
Total Mold Spores & Fragments	2	110	3	160	17	910
Alternaria						
Ascospores			2	110		
Aspergillus/Penicillium-like	1	53	1	53	6	320
Basidiospores	1	53			10	530
Bipolaris Group						
Chaetomium						
Chlamydospores						
Cladosporium					1	53
Curvularia						
Epicoccum						
Fusarium						
Hyphal Fragments						
Myxomycetes/Smuts/Periconia						
Other Spores						
Pithomyces						
Poria/Meruliporia						
Rusts						
Stachybotrys						
Trichoderma						
Ulocladium						
Unknown Spores						
Zygomycetes						

* Debris Rating Scale: 0 = no debris visible; 5 = very high debris abundance. Background debris levels of 4 and above indicate poor visibility which can result in under-counting of small spores such as those from members of the Aspergillus/Penicillium-like group.

The analytical sensitivity is calculated by dividing (Ct./m3) by the (Raw ct.). The limit of detection is calculated by multiplying the analytical sensitivity by the volume of air collected and dividing that number by 1000.

Values may not appear to be additive due to rounding of numbers. Spore/m3 values are rounded to 2 significant figures.

Unless otherwise noted no discernable field blank was submitted with these samples.

Comments for spore trap results are located on the final page of this report.

Client: ATC Group Services

Address: 383 Industrial Way Suite 300
Anchorage, AK 99501

Date Sampled: 2/5/2020
Date Received: 2/10/2020
Date Reported: 2/12/2020

NEL Project ID: 102000565-596
Project Number: 1028300488
Project Name: Wrangell Public Safety Building

Analysis Report - Spore Trap Direct Exam

Sample Description	58		59		60	
Lab ID Number	102000577		102000578		102000579	
Volume Sampled (Liters)	75		75		75	
Background Debris*	3		4		3	
	Raw Ct.	Ct./m3	Raw Ct.	Ct./m3	Raw Ct.	Ct./m3
Total Mold Spores & Fragments	3	160	15	800	39	2,100
Alternaria						
Ascospores			4	210	2	110
Aspergillus/Penicillium-like	2	110	5	270	21	1,100
Basidiospores			6	320	15	800
Bipolaris Group						
Chaetomium						
Chlamydospores						
Cladosporium	1	53			1	53
Curvularia						
Epicoccum						
Fusarium						
Hyphal Fragments						
Myxomycetes/Smuts/Periconia						
Other Spores						
Pithomyces						
Poria/Meruliporia						
Rusts						
Stachybotrys						
Trichoderma						
Ulocladium						
Unknown Spores						
Zygomycetes						

* Debris Rating Scale: 0 = no debris visible; 5 = very high debris abundance. Background debris levels of 4 and above indicate poor visibility which can result in under-counting of small spores such as those from members of the Aspergillus/Penicillium-like group.

The analytical sensitivity is calculated by dividing (Ct./m3) by the (Raw ct.). The limit of detection is calculated by multiplying the analytical sensitivity by the volume of air collected and dividing that number by 1000.

Values may not appear to be additive due to rounding of numbers. Spore/m3 values are rounded to 2 significant figures.

Unless otherwise noted no discernable field blank was submitted with these samples.

Comments for spore trap results are located on the final page of this report.

Client: ATC Group Services

Address: 383 Industrial Way Suite 300
Anchorage, AK 99501

Date Sampled: 2/5/2020
Date Received: 2/10/2020
Date Reported: 2/12/2020

NEL Project ID: 102000565-596
Project Number: 1028300488
Project Name: Wrangell Public Safety Building

Analysis Report - Spore Trap Direct Exam

Sample Description	61		62		63	
Lab ID Number	102000580		102000581		102000582	
Volume Sampled (Liters)	75		75		75	
Background Debris*	4		4		4	
	Raw Ct.	Ct./m3	Raw Ct.	Ct./m3	Raw Ct.	Ct./m3
Total Mold Spores & Fragments	24	1,300	22	1,200	22	1,200
Alternaria						
Ascospores	2	110	7	370	3	160
Aspergillus/Penicillium-like	11	590	8	430	5	270
Basidiospores	10	530	7	370	11	590
Bipolaris Group						
Chaetomium						
Chlamydospores						
Cladosporium					1	53
Curvularia						
Epicoccum						
Fusarium						
Hyphal Fragments						
Myxomycetes/Smuts/Periconia	1	53			2	110
Other Spores						
Pithomyces						
Poria/Meruliporia						
Rusts						
Stachybotrys						
Trichoderma						
Ulocladium						
Unknown Spores						
Zygomycetes						

* Debris Rating Scale: 0 = no debris visible; 5 = very high debris abundance. Background debris levels of 4 and above indicate poor visibility which can result in under-counting of small spores such as those from members of the Aspergillus/Penicillium-like group.

The analytical sensitivity is calculated by dividing (Ct./m3) by the (Raw ct.). The limit of detection is calculated by multiplying the analytical sensitivity by the volume of air collected and dividing that number by 1000.

Values may not appear to be additive due to rounding of numbers. Spore/m3 values are rounded to 2 significant figures.

Unless otherwise noted no discernable field blank was submitted with these samples.

Comments for spore trap results are located on the final page of this report.

Client: ATC Group Services

Address: 383 Industrial Way Suite 300
Anchorage, AK 99501

Date Sampled: 2/5/2020
Date Received: 2/10/2020
Date Reported: 2/12/2020

NEL Project ID: 102000565-596
Project Number: 1028300488
Project Name: Wrangell Public Safety Building

Analysis Report - Spore Trap Direct Exam

Sample Description	64		65		66	
Lab ID Number	102000583		102000584		102000585	
Volume Sampled (Liters)	75		75		75	
Background Debris*	4		4		3	
	Raw Ct.	Ct./m3	Raw Ct.	Ct./m3	Raw Ct.	Ct./m3
Total Mold Spores & Fragments	25	1,300	6	320	4	170
Alternaria						
Ascospores	5	270				
Aspergillus/Penicillium-like	14	750	3	160	2	110
Basidiospores	5	270	2	110		
Bipolaris Group						
Chaetomium						
Chlamydospores						
Cladosporium					1	53
Curvularia						
Epicoccum						
Fusarium						
Hyphal Fragments	1	53	1	53		
Myxomycetes/Smuts/Periconia						
Other Spores						
Pithomyces						
Poria/Meruliporia						
Rusts						
Stachybotrys					1	13
Trichoderma						
Ulocladium						
Unknown Spores						
Zygomycetes						

* Debris Rating Scale: 0 = no debris visible; 5 = very high debris abundance. Background debris levels of 4 and above indicate poor visibility which can result in under-counting of small spores such as those from members of the Aspergillus/Penicillium-like group.

The analytical sensitivity is calculated by dividing (Ct./m3) by the (Raw ct.). The limit of detection is calculated by multiplying the analytical sensitivity by the volume of air collected and dividing that number by 1000.

Values may not appear to be additive due to rounding of numbers. Spore/m3 values are rounded to 2 significant figures.

Unless otherwise noted no discernable field blank was submitted with these samples.

Comments for spore trap results are located on the final page of this report.

Client: ATC Group Services

Address: 383 Industrial Way Suite 300
Anchorage, AK 99501

Date Sampled: 2/5/2020
Date Received: 2/10/2020
Date Reported: 2/12/2020

NEL Project ID: 102000565-596
Project Number: 1028300488
Project Name: Wrangell Public Safety Building

Analysis Report - Spore Trap Direct Exam

Sample Description	67		68		69	
Lab ID Number	102000586		102000587		102000588	
Volume Sampled (Liters)	75		75		75	
Background Debris*	2		3		3	
	Raw Ct.	Ct./m3	Raw Ct.	Ct./m3	Raw Ct.	Ct./m3
Total Mold Spores & Fragments	3	160	7	330	4	210
Alternaria						
Ascospores	1	53	1	53	1	53
Aspergillus/Penicillium-like	1	53	4	210	2	110
Basidiospores	1	53			1	53
Bipolaris Group						
Chaetomium						
Chlamydospores						
Cladosporium			1	53		
Curvularia						
Epicoccum						
Fusarium						
Hyphal Fragments						
Myxomycetes/Smuts/Periconia						
Other Spores						
Pithomyces						
Poria/Meruliporia						
Rusts						
Stachybotrys			1	13		
Trichoderma						
Ulocladium						
Unknown Spores						
Zygomycetes						

* Debris Rating Scale: 0 = no debris visible; 5 = very high debris abundance. Background debris levels of 4 and above indicate poor visibility which can result in under-counting of small spores such as those from members of the Aspergillus/Penicillium-like group.

The analytical sensitivity is calculated by dividing (Ct./m3) by the (Raw ct.). The limit of detection is calculated by multiplying the analytical sensitivity by the volume of air collected and dividing that number by 1000.

Values may not appear to be additive due to rounding of numbers. Spore/m3 values are rounded to 2 significant figures.

Unless otherwise noted no discernable field blank was submitted with these samples.

Comments for spore trap results are located on the final page of this report.

Client: ATC Group Services

Address: 383 Industrial Way Suite 300
Anchorage, AK 99501

Date Sampled: 2/5/2020
Date Received: 2/10/2020
Date Reported: 2/12/2020

NEL Project ID: 102000565-596
Project Number: 1028300488
Project Name: Wrangell Public Safety Building

Analysis Report - Spore Trap Direct Exam

Sample Description	70		71		72	
Lab ID Number	102000589		102000590		102000591	
Volume Sampled (Liters)	75		75		75	
Background Debris*	3		3		3	
	Raw Ct.	Ct./m3	Raw Ct.	Ct./m3	Raw Ct.	Ct./m3
Total Mold Spores & Fragments	5	270	9	480	4	210
Alternaria						
Ascospores	1	53	2	110		
Aspergillus/Penicillium-like	3	160	2	110	4	210
Basidiospores	1	53	4	210		
Bipolaris Group						
Chaetomium						
Chlamydospores						
Cladosporium			1	53		
Curvularia						
Epicoccum						
Fusarium						
Hyphal Fragments						
Myxomycetes/Smuts/Periconia						
Other Spores						
Pithomyces						
Poria/Meruliporia						
Rusts						
Stachybotrys						
Trichoderma						
Ulocladium						
Unknown Spores						
Zygomycetes						

* Debris Rating Scale: 0 = no debris visible; 5 = very high debris abundance. Background debris levels of 4 and above indicate poor visibility which can result in under-counting of small spores such as those from members of the Aspergillus/Penicillium-like group.

The analytical sensitivity is calculated by dividing (Ct./m3) by the (Raw ct.). The limit of detection is calculated by multiplying the analytical sensitivity by the volume of air collected and dividing that number by 1000.

Values may not appear to be additive due to rounding of numbers. Spore/m3 values are rounded to 2 significant figures.

Unless otherwise noted no discernable field blank was submitted with these samples.

Comments for spore trap results are located on the final page of this report.

Client: ATC Group Services

Address: 383 Industrial Way Suite 300
Anchorage, AK 99501

Date Sampled: 2/5/2020
Date Received: 2/10/2020
Date Reported: 2/12/2020

NEL Project ID: 102000565-596
Project Number: 1028300488
Project Name: Wrangell Public Safety Building

Analysis Report - Spore Trap Direct Exam

Sample Description	73		74		75	
Lab ID Number	102000592		102000593		102000594	
Volume Sampled (Liters)	75		75		75	
Background Debris*	3		4		4	
	Raw Ct.	Ct./m3	Raw Ct.	Ct./m3	Raw Ct.	Ct./m3
Total Mold Spores & Fragments	1	53	7	370	25	1,300
Alternaria						
Ascospores					5	270
Aspergillus/Penicillium-like	1	53	1	53	4	210
Basidiospores			5	270	16	850
Bipolaris Group						
Chaetomium						
Chlamydospores						
Cladosporium						
Curvularia						
Epicoccum						
Fusarium						
Hyphal Fragments						
Myxomycetes/Smuts/Periconia			1	53		
Other Spores						
Pithomyces						
Poria/Meruliporia						
Rusts						
Stachybotrys						
Trichoderma						
Ulocladium						
Unknown Spores						
Zygomycetes						

* Debris Rating Scale: 0 = no debris visible; 5 = very high debris abundance. Background debris levels of 4 and above indicate poor visibility which can result in under-counting of small spores such as those from members of the Aspergillus/Penicillium-like group.

The analytical sensitivity is calculated by dividing (Ct./m3) by the (Raw ct.). The limit of detection is calculated by multiplying the analytical sensitivity by the volume of air collected and dividing that number by 1000.

Values may not appear to be additive due to rounding of numbers. Spore/m3 values are rounded to 2 significant figures.

Unless otherwise noted no discernable field blank was submitted with these samples.

Comments for spore trap results are located on the final page of this report.

Client: ATC Group Services

Address: 383 Industrial Way Suite 300
Anchorage, AK 99501

Date Sampled: 2/5/2020
Date Received: 2/10/2020
Date Reported: 2/12/2020

NEL Project ID: 102000565-596
Project Number: 1028300488
Project Name: Wrangell Public Safety Building

Analysis Report - Direct Microscopic Exam

Lab ID Number	Sample Type	Description	Background Debris*	Mold Growth **	Comments
102000595	TAPE LIFT	T01	5	1 Cladosporium 4 Mycelial Fragments 1 Stachybotrys	
102000596	TAPE LIFT	T02	5	3 Basidiomycete	

Qualitative Scale: 1 = lowest (very low abundance); 5 = highest (very high abundance)

* Background debris particles debris include organic and inorganic debris from a variety of sources, and generally occur as a result of settling from an airborne state.

** Mold growing at rating of 4 and above result in poor visibility which can result in under reporting of smaller mold growing under and/or within the heavily growing mold.

Client: ATC Group Services

Address: 383 Industrial Way Suite 300
Anchorage, AK 99501

Date Sampled: 2/5/2020
Date Received: 2/10/2020
Date Reported: 2/12/2020

NEL Project ID: 102000565-596
Project Number: 1028300488
Project Name: Wrangell Public Safety Building

Sample & Project Comments

No comments were recorded for this project.

Report Authorized By:



Erin Bouttenot, Technical Manager,
Indoor Air Quality

NEL Method #: 4.3.24 & 4.3.25

Note: Analytical results and reports are generated by Northeast Laboratory Services (NEL) at the request of and for the exclusive use of the person or entity (Client) named on this report. Results, reports, or copies of same will not be released by NEL to any third party without the prior express written consent from the Client named in this report. This report shall not be reproduced except in full without the approval of the laboratory. When the Client supplies information, this shall be identified and can affect the validity of the test. Results apply to the sample as received. The results within this report apply only to those samples taken at the time, place, and location referenced by the Client. This report makes no express or implied warranty or guarantee as to the sampling methodology used by the individual performing the sampling unless sampling was performed by NEL. The Client is solely responsible for the use and interpretation of these results and NEL does not make any express or implied warranties as to such use or interpretation. NEL is not able to make and does not make a determination as to the soundness or safety of a product, environment, or property from the samples sent to their laboratory for analysis. Unless otherwise specified by the Client, NEL reserves the right to dispose of all samples after the testing of such samples is sufficiently completed or after a third period. Samples for microbiology that degrade rapidly or pass their hold times will be retained for shorter periods or not at all. No 93 Laboratory Services' liability extends only to the cost of the testing.



ENVIRONMENTAL • GEOTECHNICAL
BUILDING SCIENCES • MATERIALS TESTING

383 Industrial Way, Anchorage, Alaska 99501
Phone (907) 258-8661 Fax (907) 258-8662

PROJECT NAME Wrangell Public Safety Bldg Item a.
LOCATION Wrangell, AK PROJECT # 1028300100
CLIENT City & Borough of Wrangell DATE 1/4-5/2020
CLIENT PROJECT # _____ SHEET # 1 OF 8

FIELD DATA SHEET – IAQ AIR SAMPLING

ANALYSIS REQUESTED AD-001	TURNAROUND REQUESTED <u>Standard</u>	NUMBER OF SAMPLES <u>74</u>	ROTOMETER IDENTIFICATION <u>R11970</u>
COLLECTED BY (signature) <u>David Way</u>	COLLECTION DATE <u>2/4-5/2020</u>	SELECTED LABORATORY NEL	ANALYST SIGNATURE
RELINQUISHED BY <u>FedEx</u>	DATE/ TIME <u>2-7-2020</u>	SAMPLES RECEIVED BY	DATE/ TIME

COMMENTS

Lab ID#	Sample ID# <u>01</u>	Location <u>Outdoors</u>	START TIME <u>8:10</u>	FLOW (1/min) <u>15</u>	TOTAL VOL (L) <u>75L</u>
	Sample Type <u>ST</u>		STOP TIME <u>8:15</u>	FLOW (1/min) <u>15</u>	
	Pump ID# <u>1893</u>	Temp. <u>34.1°F</u> RH <u>58.6%</u>	TOTAL TIME <u>5 min</u>	AVG. FLOW <u>15</u>	
Lab ID#	Sample ID# <u>02</u>	Location <u>2nd floor Lobby</u>	START TIME <u>8:55</u>	FLOW (1/min) <u>15</u>	TOTAL VOL (L) <u>75L</u>
	Sample Type <u>ST</u>		STOP TIME <u>9:00</u>	FLOW (1/min) <u>15</u>	
	Pump ID# <u>1893</u>	Temp. <u>68.9°F</u> RH <u>23.7%</u>	TOTAL TIME <u>5 min</u>	AVG. FLOW <u>15</u>	
Lab ID#	Sample ID# <u>03</u>	Location <u>DMU</u>	START TIME <u>9:03</u>	FLOW (1/min) <u>15</u>	TOTAL VOL (L) <u>75L</u>
	Sample Type <u>ST</u>		STOP TIME <u>9:08</u>	FLOW (1/min) <u>15</u>	
	Pump ID# <u>1893</u>	Temp. <u>67.2°F</u> RH <u>24.7%</u>	TOTAL TIME <u>5 min</u>	AVG. FLOW <u>15</u>	
Lab ID#	Sample ID# <u>04</u>	Location <u>Enrollment Center</u>	START TIME <u>9:10</u>	FLOW (1/min) <u>15</u>	TOTAL VOL (L) <u>75L</u>
	Sample Type <u>ST</u>		STOP TIME <u>9:15</u>	FLOW (1/min) <u>15</u>	
	Pump ID# <u>1893</u>	Temp. <u>67.1°F</u> RH <u>26.5%</u>	TOTAL TIME <u>5 min</u>	AVG. FLOW <u>15</u>	
Lab ID#	Sample ID# <u>05</u>	Location <u>Interview Room</u>	START TIME <u>9:18</u>	FLOW (1/min) <u>15</u>	TOTAL VOL (L) <u>75L</u>
	Sample Type <u>ST</u>		STOP TIME <u>9:23</u>	FLOW (1/min) <u>15</u>	
	Pump ID# <u>1893</u>	Temp. <u>62.2°F</u> RH <u>28.2%</u>	TOTAL TIME <u>5 min</u>	AVG. FLOW <u>15</u>	
Lab ID#	Sample ID# <u>06</u>	Location <u>Corridor by Enrollment + Interview Rooms</u>	START TIME <u>9:30</u>	FLOW (1/min) <u>15</u>	TOTAL VOL (L) <u>75L</u>
	Sample Type <u>ST</u>		STOP TIME <u>9:35</u>	FLOW (1/min) <u>15</u>	
	Pump ID# <u>1893</u>	Temp. <u>67.1°F</u> RH <u>26.7%</u>	TOTAL TIME <u>5 min</u>	AVG. FLOW <u>15</u>	
Lab ID#	Sample ID# <u>07</u>	Location <u>Janitor Room</u>	START TIME <u>9:43</u>	FLOW (1/min) <u>15</u>	TOTAL VOL (L) <u>75L</u>
	Sample Type <u>ST</u>		STOP TIME <u>9:48</u>	FLOW (1/min) <u>15</u>	
	Pump ID# <u>1893</u>	Temp. <u>65.3°F</u> RH <u>26.1%</u>	TOTAL TIME <u>5 min</u>	AVG. FLOW <u>15</u>	



**ENVIRONMENTAL • GEOTECHNICAL
BUILDING SCIENCES • MATERIALS TESTING**

383 Industrial Way, Ste. 300 Anchorage AK 99501
Phone: (907) 258-8661 Fax: (907) 258-8662

PROJECT NAME

Wrangell Public Safety

LOCATION

PROJECT NO.

Item a.

CLIENT

DATE

CLIENT PROJECT#

SHEET NO. 2 OF 8

Lab ID#	Sample ID#	Location	START TIME	FLOW (1/min)	TOTAL VOL (L)
	08	Corridor by Hearing/Court Room	9:51	15	
	Sample Type		STOP TIME	FLOW (1/min)	
	ST		9:56	15	75L
	Pump ID#	Temp. RH	TOTAL TIME	AVG. FLOW	
	1893	67.2°F 26.0%	5 min	15	
Lab ID#	Sample ID#	Location	START TIME	FLOW (1/min)	TOTAL VOL (L)
	09	Stairwell Landing between 1 st and 2 nd floor	10:00	15	
	Sample Type		STOP TIME	FLOW (1/min)	
	ST		10:05	15	75L
	Pump ID#	Temp. RH	TOTAL TIME	AVG. FLOW	
	1893	66.5°F 25.3%	5 min	15	
Lab ID#	Sample ID#	Location	START TIME	FLOW (1/min)	TOTAL VOL (L)
	10	Public side hearing room	10:07	15	
	Sample Type		STOP TIME	FLOW (1/min)	
	ST		10:12	15	75L
	Pump ID#	Temp. RH	TOTAL TIME	AVG. FLOW	
	1893	67.2°F 26.2%	5 min	15	
Lab ID#	Sample ID#	Location	START TIME	FLOW (1/min)	TOTAL VOL (L)
	11	Secure side hearing room	10:15	15	
	Sample Type		STOP TIME	FLOW (1/min)	
	ST		10:20	15	75L
	Pump ID#	Temp. RH	TOTAL TIME	AVG. FLOW	
	1893	67.2°F 26.2%	5 min	15	
Lab ID#	Sample ID#	Location	START TIME	FLOW (1/min)	TOTAL VOL (L)
	12	Law clerk storage	10:25	15	
	Sample Type		STOP TIME	FLOW (1/min)	
	ST		10:30	15	75L
	Pump ID#	Temp. RH	TOTAL TIME	AVG. FLOW	
	1893	74.2°F 21.9%	5 min	15	
Lab ID#	Sample ID#	Location	START TIME	FLOW (1/min)	TOTAL VOL (L)
	13	Vault	10:35	15	
	Sample Type		STOP TIME	FLOW (1/min)	
	ST		10:40	15	75L
	Pump ID#	Temp. RH	TOTAL TIME	AVG. FLOW	
	1893	69.6°F 22.1%	5 min	15	
Lab ID#	Sample ID#	Location	START TIME	FLOW (1/min)	TOTAL VOL (L)
	14	Police Chief office	10:46	15	
	Sample Type		STOP TIME	FLOW (1/min)	
	ST		10:51	15	75L
	Pump ID#	Temp. RH	TOTAL TIME	AVG. FLOW	
	1893	66.7°F 26.3%	5 min	15	
Lab ID#	Sample ID#	Location	START TIME	FLOW (1/min)	TOTAL VOL (L)
	15	Witness office	10:55	15	
	Sample Type		STOP TIME	FLOW (1/min)	
	ST		11:00	15	75L
	Pump ID#	Temp. RH	TOTAL TIME	AVG. FLOW	
	1893	67.2°F 24.1%	5 min	15	
Lab ID#	Sample ID#	Location	START TIME	FLOW (1/min)	TOTAL VOL (L)
	16	Court Room by judge desk	11:05	15	
	Sample Type		STOP TIME	FLOW (1/min)	
	ST		11:10	15	75L
	Pump ID#	Temp. RH	TOTAL TIME	AVG. FLOW	
	1893	68.5°F 24.4%	5 min	15	
ID#	Sample ID#	Location	START TIME	FLOW (1/min)	TOTAL VOL (L)
	17	Court Room by audience chairs	11:15	15	
	Sample Type		STOP TIME	FLOW (1/min)	
	ST		11:20	15	75L
	ID#	Temp. RH	TOTAL TIME	AVG. FLOW	
	1893	68.4°F 26.8%	5 min	15	



**ENVIRONMENTAL • GEOTECHNICAL
BUILDING SCIENCES • MATERIALS TESTING**

383 Industrial Way, Ste. 300 Anchorage AK 99501
Phone: (907) 258-8661 Fax: (907) 258-8662

PROJECT NAME

Wrangell Public Safety

LOCATION

PROJECT NO.

Item a.

CLIENT

DATE

CLIENT PROJECT#

SHEET NO.

3 OF 8

Lab ID#	Sample ID#	Location	START TIME	FLOW (1/min)	TOTAL VOL (L)
	18	Court Room Entrance	11:25	15	
	Sample Type		STOP TIME	FLOW (1/min)	
	ST		11:30	15	75L
	Pump ID#	Temp. RH	TOTAL TIME	AVG. FLOW	
	1893	68.4°F 26.7%	5 min	15	
Lab ID#	Sample ID#	Location	START TIME	FLOW (1/min)	TOTAL VOL (L)
	19	Public records entrance	11:32	15	
	Sample Type		STOP TIME	FLOW (1/min)	
	ST		11:37	15	75L
	Pump ID#	Temp. RH	TOTAL TIME	AVG. FLOW	
	1893	69.1°F 24.2%	5 min	15	
Lab ID#	Sample ID#	Location	START TIME	FLOW (1/min)	TOTAL VOL (L)
	20	E. side clerks office	11:40	15	
	Sample Type		STOP TIME	FLOW (1/min)	
	ST		11:45	15	75L
	Pump ID#	Temp. RH	TOTAL TIME	AVG. FLOW	
	1893	69.3°F 25.1%	5 min	15	
Lab ID#	Sample ID#	Location	START TIME	FLOW (1/min)	TOTAL VOL (L)
	21	W. side clerks office	11:50	15	
	Sample Type		STOP TIME	FLOW (1/min)	
	ST		11:55	15	75L
	Pump ID#	Temp. RH	TOTAL TIME	AVG. FLOW	
	1893	70.0°F 26.0%	5 min	15	
Lab ID#	Sample ID#	Location	START TIME	FLOW (1/min)	TOTAL VOL (L)
	22	Lounge	11:59	15	
	Sample Type		STOP TIME	FLOW (1/min)	
	ST		12:04	15	75L
	Pump ID#	Temp. RH	TOTAL TIME	AVG. FLOW	
	1893	71.0°F 25.5%	5 min	15	
Lab ID#	Sample ID#	Location	START TIME	FLOW (1/min)	TOTAL VOL (L)
	23	Magistrates Office	12:06	15	
	Sample Type		STOP TIME	FLOW (1/min)	
	ST		12:11	15	75L
	Pump ID#	Temp. RH	TOTAL TIME	AVG. FLOW	
	1893	71.3°F 25.5%	5 min	15	
Lab ID#	Sample ID#	Location	START TIME	FLOW (1/min)	TOTAL VOL (L)
	24	Court clerks office	12:14	15	
	Sample Type		STOP TIME	FLOW (1/min)	
	ST		12:19	15	75L
	Pump ID#	Temp. RH	TOTAL TIME	AVG. FLOW	
	1893	70.8°F 26.1%	5 min	15	
Lab ID#	Sample ID#	Location	START TIME	FLOW (1/min)	TOTAL VOL (L)
	25	Living Room	1:00	15	
	Sample Type		STOP TIME	FLOW (1/min)	
	ST		1:09	15	75L
	Pump ID#	Temp. RH	TOTAL TIME	AVG. FLOW	
	1893	70.1°F 26.4%	5 min	15	
Lab ID#	Sample ID#	Location	START TIME	FLOW (1/min)	TOTAL VOL (L)
	26	Kitchen	1:08	15	
	Sample Type		STOP TIME	FLOW (1/min)	
	ST		1:13	15	75L
	Pump ID#	Temp. RH	TOTAL TIME	AVG. FLOW	
	1893	70.0°F 24.5	5 min	15	
ID#	Sample ID#	Location	START TIME	FLOW (1/min)	TOTAL VOL (L)
	27	master bedroom	1:15	15	
	Sample Type		STOP TIME	FLOW (1/min)	
	ST		1:20	15	75L
	ID#	Temp. RH	TOTAL TIME	AVG. FLOW	
	1893	70.1°F 25.6%	5 min	15	



**ENVIRONMENTAL • GEOTECHNICAL
BUILDING SCIENCES • MATERIALS TESTING**

383 Industrial Way, Ste. 300 Anchorage AK 99501
Phone: (907) 258-8661 Fax: (907) 258-8662

PROJECT NAME

Wrangell Public Safety

LOCATION

PROJECT NO.

Item a.

CLIENT

DATE

CLIENT PROJECT#

SHEET NO. 4 OF 8

Lab ID#	Sample ID#	Location	START TIME	FLOW (l/min)	TOTAL VOL (L)
	28	children's bedroom	1:22	15	
	Sample Type		STOP TIME	FLOW (l/min)	
	ST		1:27	15	75L
	Pump ID#	Temp. RH	TOTAL TIME	AVG. FLOW	
	1893	70.0°F 25.7%	5min	15	
Lab ID#	Sample ID#	Location	START TIME	FLOW (l/min)	TOTAL VOL (L)
	29	Corridor by Laundry/Bath	1:30	15	
	Sample Type		STOP TIME	FLOW (l/min)	
	ST		1:35	15	75L
	Pump ID#	Temp. RH	TOTAL TIME	AVG. FLOW	
	1893	71.0°F 26.5%	5min	15	
Lab ID#	Sample ID#	Location	START TIME	FLOW (l/min)	TOTAL VOL (L)
	30	fire chief office	1:40	15	
	Sample Type		STOP TIME	FLOW (l/min)	
	ST		1:45	15	75L
	Pump ID#	Temp. RH	TOTAL TIME	AVG. FLOW	
	1893	69.8°F 27.0%	5min	15	
Lab ID#	Sample ID#	Location	START TIME	FLOW (l/min)	TOTAL VOL (L)
	31	Audio/visual	1:50	15	
	Sample Type		STOP TIME	FLOW (l/min)	
	ST		1:55	15	75L
	Pump ID#	Temp. RH	TOTAL TIME	AVG. FLOW	
	1893	69.3°F 26.7%	5min	15	
Lab ID#	Sample ID#	Location	START TIME	FLOW (l/min)	TOTAL VOL (L)
	32	Storage	2:00	15	
	Sample Type		STOP TIME	FLOW (l/min)	
	ST		2:05	15	75L
	Pump ID#	Temp. RH	TOTAL TIME	AVG. FLOW	
	1893	69.1°F 26.5%	5min	15	
Lab ID#	Sample ID#	Location	START TIME	FLOW (l/min)	TOTAL VOL (L)
	33	E. side training room	2:08	15	
	Sample Type		STOP TIME	FLOW (l/min)	
	ST		2:13	15	75L
	Pump ID#	Temp. RH	TOTAL TIME	AVG. FLOW	
	1893	69.6°F 26.6%	5min	15	
Lab ID#	Sample ID#	Location	START TIME	FLOW (l/min)	TOTAL VOL (L)
	34	w. side training room	2:15	15	
	Sample Type		STOP TIME	FLOW (l/min)	
	ST		2:20	15	75L
	Pump ID#	Temp. RH	TOTAL TIME	AVG. FLOW	
	1893	69.5°F 26.6%	5min	15	
Lab ID#	Sample ID#	Location	START TIME	FLOW (l/min)	TOTAL VOL (L)
	35	Temp evidence room	2:25	15	
	Sample Type		STOP TIME	FLOW (l/min)	
	ST		2:30	15	75L
	Pump ID#	Temp. RH	TOTAL TIME	AVG. FLOW	
	1893	69.4°F 26.0%	5min	15	
Lab ID#	Sample ID#	Location	START TIME	FLOW (l/min)	TOTAL VOL (L)
	36	Interview room	2:35	15	
	Sample Type		STOP TIME	FLOW (l/min)	
	ST		2:40	15	75L
	Pump ID#	Temp. RH	TOTAL TIME	AVG. FLOW	
	1893	68.9°F 24.7%	5min	15	
ID#	Sample ID#	Location	START TIME	FLOW (l/min)	TOTAL VOL (L)
	37	officer (old dispatch) room	2:45	15	
	Sample Type		STOP TIME	FLOW (l/min)	
	ST		2:50	15	75L
	ID#	Temp. RH	TOTAL TIME	AVG. FLOW	
	1893	69.0°F 25.0%	5min	15	



**ENVIRONMENTAL • GEOTECHNICAL
BUILDING SCIENCES • MATERIALS TESTING**

383 Industrial Way, Ste. 300 Anchorage AK 99501
Phone: (907) 258-8661 Fax: (907) 258-8662

PROJECT NAME

Wrangell Public Safety

LOCATION

PROJECT NO.

Item a.

CLIENT

DATE

CLIENT PROJECT#

SHEET NO. 5 OF 8

Lab ID#	Sample ID#	Location	START TIME	FLOW (1/min)	TOTAL VOL (L)
	38	Office #119	2:55	15	
	Sample Type		STOP TIME	FLOW (1/min)	
	ST		3:00	15	75L
	Pump ID#	Temp. RH	TOTAL TIME	AVG. FLOW	
	1893	70.0°F 26.3%	5 min	15	
Lab ID#	Sample ID#	Location	START TIME	FLOW (1/min)	TOTAL VOL (L)
	39	Office #121	3:20	15	
	Sample Type		STOP TIME	FLOW (1/min)	
	ST		3:25	15	75L
	Pump ID#	Temp. RH	TOTAL TIME	AVG. FLOW	
	1893	69.8°F 25.9%	5 min	15	
Lab ID#	Sample ID#	Location	START TIME	FLOW (1/min)	TOTAL VOL (L)
	40	Corridor by room 128	3:30	15	
	Sample Type		STOP TIME	FLOW (1/min)	
	ST		3:35	15	75L
	Pump ID#	Temp. RH	TOTAL TIME	AVG. FLOW	
	1893	69.8°F 26.0%	5 min	15	
Lab ID#	Sample ID#	Location	START TIME	FLOW (1/min)	TOTAL VOL (L)
	41	Corridor by Janitor/Interview #133	3:38	15	
	Sample Type		STOP TIME	FLOW (1/min)	
	ST		3:43	15	75L
	Pump ID#	Temp. RH	TOTAL TIME	AVG. FLOW	
	1893	69.7°F 26.1%	5 min	15	
Lab ID#	Sample ID#	Location	START TIME	FLOW (1/min)	TOTAL VOL (L)
	42	Main evidence room	3:45	15	
	Sample Type		STOP TIME	FLOW (1/min)	
	ST		3:50	15	75L
	Pump ID#	Temp. RH	TOTAL TIME	AVG. FLOW	
	1893	69.9°F 26.5%	5 min	15	
Lab ID#	Sample ID#	Location	START TIME	FLOW (1/min)	TOTAL VOL (L)
	43	Kitchen	3:55	15	
	Sample Type		STOP TIME	FLOW (1/min)	
	ST		4:00	15	75L
	Pump ID#	Temp. RH	TOTAL TIME	AVG. FLOW	
	1893	69.9°F 26.5%	5 min	15	
Lab ID#	Sample ID#	Location	START TIME	FLOW (1/min)	TOTAL VOL (L)
	44	Corridor by room 139 (Janitor)	4:05	15	
	Sample Type		STOP TIME	FLOW (1/min)	
	ST		4:10	15	75L
	Pump ID#	Temp. RH	TOTAL TIME	AVG. FLOW	
	1893	69.9°F 26.5%	5 min	15	
Lab ID#	Sample ID#	Location	START TIME	FLOW (1/min)	TOTAL VOL (L)
	46	Outdoors	8:05	15	
	Sample Type		STOP TIME	FLOW (1/min)	
	ST		8:10	15	75L
	Pump ID#	Temp. RH	TOTAL TIME	AVG. FLOW	
	1893	38.3°F 47.2%	5 min	15	
Lab ID#	Sample ID#	Location	START TIME	FLOW (1/min)	TOTAL VOL (L)
	47	Office #127	8:20	15	
	Sample Type		STOP TIME	FLOW (1/min)	
	ST		8:25	15	75L
	Pump ID#	Temp. RH	TOTAL TIME	AVG. FLOW	
	1893	67.2°F 38.6%	5 min	15	
ID#	Sample ID#	Location	START TIME	FLOW (1/min)	TOTAL VOL (L)
	48	Squad room	8:30	15	
	Sample Type		STOP TIME	FLOW (1/min)	
	ST		8:35	15	75L
	ID#	Temp. RH	TOTAL TIME	AVG. FLOW	
	1893	71.2°F 27.3	5 min	15	



**ENVIRONMENTAL • GEOTECHNICAL
BUILDING SCIENCES • MATERIALS TESTING**

383 Industrial Way, Ste. 300 Anchorage AK 99501
Phone: (907) 258-8661 Fax: (907) 258-8662

PROJECT NAME Wrangell Public Safety

LOCATION _____ PROJECT NO. _____

CLIENT _____ DATE _____

CLIENT PROJECT# _____

SHEET NO. 6 OF 8

Item a.

Lab ID#	Sample ID# 49	Location Evidence/Prop storage #125	START TIME 8:37	FLOW (1/min) 15	TOTAL VOL (L)
	Sample Type ST		STOP TIME 8:42	FLOW (1/min) 15	75L
	Pump ID# 1893	Temp. 70.2°F	RH 26.5%	AVG. FLOW 15	
			TOTAL TIME 5 min		
Lab ID#	Sample ID# 50	Location Booking #129	START TIME 8:45	FLOW (1/min) 15	TOTAL VOL (L)
	Sample Type ST		STOP TIME 8:50	FLOW (1/min) 15	75L
	Pump ID# 1893	Temp. 69.1°F	RH 27.2%	AVG. FLOW 15	
			TOTAL TIME 5 min		
Lab ID#	Sample ID# 51	Location Sally Port #130	START TIME 8:52	FLOW (1/min) 15	TOTAL VOL (L)
	Sample Type ST		STOP TIME 8:57	FLOW (1/min) 15	75L
	Pump ID# 1893	Temp. 68.3	RH 27.3	AVG. FLOW 15	
			TOTAL TIME 5 min		
Lab ID#	Sample ID# 52	Location Circulation	START TIME 9:00	FLOW (1/min) 15	TOTAL VOL (L)
	Sample Type ST		STOP TIME 9:05	FLOW (1/min) 15	75L
	Pump ID# 1893	Temp. 69.2	RH 27.3	AVG. FLOW 15	
			TOTAL TIME 5 min		
Lab ID#	Sample ID# 53	Location Pay room #146	START TIME 9:20	FLOW (1/min) 15	TOTAL VOL (L)
	Sample Type ST		STOP TIME 9:25	FLOW (1/min) 15	75L
	Pump ID# 1893	Temp. 69.1°F	RH 27.8%	AVG. FLOW 15	
			TOTAL TIME 5 min		
Lab ID#	Sample ID# 54	Location Cell #143	START TIME 9:28	FLOW (1/min) 15	TOTAL VOL (L)
	Sample Type ST		STOP TIME 9:33	FLOW (1/min) 15	75L
	Pump ID# 1893	Temp. 67.4°F	RH 29.3%	AVG. FLOW 15	
			TOTAL TIME 5 min		
Lab ID#	Sample ID# 55	Location Corridor 144	START TIME 9:35	FLOW (1/min) 15	TOTAL VOL (L)
	Sample Type ST		STOP TIME 9:40	FLOW (1/min) 15	75L
	Pump ID# 1893	Temp. 67.2°F	RH 30.1%	AVG. FLOW 15	
			TOTAL TIME 5 min		
Lab ID#	Sample ID# 56	Location Cell 141	START TIME 9:43	FLOW (1/min) 15	TOTAL VOL (L)
	Sample Type ST		STOP TIME 9:48	FLOW (1/min) 15	75L
	Pump ID# 1893	Temp. 67.3°F	RH 30.0%	AVG. FLOW 15	
			TOTAL TIME 5 min		
Lab ID#	Sample ID# 57	Location Cell 142	START TIME 10:10	FLOW (1/min) 15	TOTAL VOL (L)
	Sample Type ST		STOP TIME 10:15	FLOW (1/min) 15	75L
	Pump ID# 1893	Temp. 67.2°F	RH 30.1%	AVG. FLOW 15	
			TOTAL TIME 5 min		
ID#	Sample ID# 58	Location Cell 140	START TIME 10:17	FLOW (1/min) 15	TOTAL VOL (L)
	Sample Type ST		STOP TIME 10:22	FLOW (1/min) 15	75L
	ID# 1893	Temp. 67.1°F	RH 29.9%	AVG. FLOW 15	
			TOTAL TIME 5 min		



**ENVIRONMENTAL • GEOTECHNICAL
BUILDING SCIENCES • MATERIALS TESTING**

383 Industrial Way, Ste. 300 Anchorage AK 99501
Phone: (907) 258-8661 Fax: (907) 258-8662

PROJECT NAME

Wrangell Public Safety

LOCATION

PROJECT NO.

Item a.

CLIENT

DATE

CLIENT PROJECT#

SHEET NO. 7 OF 8

Lab ID#	Sample ID# 59	Location indoor range control station room	START TIME 10:30	FLOW (1/min) 15	TOTAL VOL (L)
	Sample Type ST		STOP TIME 10:35	FLOW (1/min) 15	75L
	Pump ID# 1893	Temp. 66.3°F	TOTAL TIME 5 min	AVG. FLOW 15	
Lab ID#	Sample ID# 60	Location Basement stairwell landing (by Range)	START TIME 10:40	FLOW (1/min) 15	TOTAL VOL (L)
	Sample Type ST		STOP TIME 10:45	FLOW (1/min) 15	75L
	Pump ID# 1893	Temp. 60.2°F	TOTAL TIME 5 min	AVG. FLOW 15	
Lab ID#	Sample ID# 61	Location at firing range	START TIME 10:49	FLOW (1/min) 15	TOTAL VOL (L)
	Sample Type ST		STOP TIME 10:54	FLOW (1/min) 15	75L
	Pump ID# 1893	Temp. 60.1°F	TOTAL TIME 5 min	AVG. FLOW 15	
Lab ID#	Sample ID# 62	Location E. side down range	START TIME 10:57	FLOW (1/min) 15	TOTAL VOL (L)
	Sample Type ST		STOP TIME 11:02	FLOW (1/min) 15	75L
	Pump ID# 1893	Temp. 60.2°F	TOTAL TIME 5 min	AVG. FLOW 15	
Lab ID#	Sample ID# 63	Location W. side down range	START TIME 11:04	FLOW (1/min) 15	TOTAL VOL (L)
	Sample Type ST		STOP TIME 11:09	FLOW (1/min) 15	75L
	Pump ID# 1893	Temp. 60.1°F	TOTAL TIME 5 min	AVG. FLOW 15	
Lab ID#	Sample ID# 64	Location basement between stairs/Bath	START TIME 11:20	FLOW (1/min) 15	TOTAL VOL (L)
	Sample Type ST		STOP TIME 11:21	FLOW (1/min) 15	75L
	Pump ID# 1893	Temp. 64.0°F	TOTAL TIME 5 min	AVG. FLOW 15	
Lab ID#	Sample ID# 65	Location stairwell between basement/1 st floor	START TIME 11:25	FLOW (1/min) 15	TOTAL VOL (L)
	Sample Type ST		STOP TIME 11:30	FLOW (1/min) 15	75L
	Pump ID# 1893	Temp. 66.9°F	TOTAL TIME 5 min	AVG. FLOW 15	
Lab ID#	Sample ID# 66	Location S.E. Corner truck bay	START TIME 11:35	FLOW (1/min) 15	TOTAL VOL (L)
	Sample Type ST		STOP TIME 11:40	FLOW (1/min) 15	75L
	Pump ID# 1893	Temp. 68.1°F	TOTAL TIME 5 min	AVG. FLOW 15	
Lab ID#	Sample ID# 67	Location N.E. Corner truck bay	START TIME 11:45	FLOW (1/min) 15	TOTAL VOL (L)
	Sample Type ST		STOP TIME 11:50	FLOW (1/min) 15	75L
	Pump ID# 1893	Temp. 69.2°F	TOTAL TIME 5 min	AVG. FLOW 15	
ID#	Sample ID# 68	Location center truck bay	START TIME 11:55	FLOW (1/min) 15	TOTAL VOL (L)
	Sample Type ST		STOP TIME 12:00	FLOW (1/min) 15	75L
	Pump ID# 1893	Temp. 70.8°F	TOTAL TIME 5 min	AVG. FLOW 15	



**ENVIRONMENTAL • GEOTECHNICAL
BUILDING SCIENCES • MATERIALS TESTING**

383 Industrial Way, Ste. 300 Anchorage AK 99501
Phone: (907) 258-8661 Fax: (907) 258-8662

PROJECT NAME

Wrangell Public Safety

Item a.

LOCATION

PROJECT NO.

CLIENT

DATE

CLIENT PROJECT#

SHEET NO. 6 OF 8

Lab ID#	Sample ID# 69	Location N.W. corner truck bay	START TIME 12:15	FLOW (1/min) 15	TOTAL VOL (L)
	Sample Type ST		STOP TIME 12:20	FLOW (1/min) 15	75L
	Pump ID#	Temp. 70.6°F RH 26.1%	TOTAL TIME 5 min	AVG. FLOW 15	
Lab ID#	Sample ID# 70	Location Rose tower room #101	START TIME 12:29	FLOW (1/min) 15	TOTAL VOL (L)
	Sample Type ST		STOP TIME 12:30	FLOW (1/min) 15	75L
	Pump ID#	Temp. 69.9°F RH 26.2%	TOTAL TIME 5 min	AVG. FLOW 15	
Lab ID#	Sample ID# 71	Location Ext refill room #102	START TIME 12:35	FLOW (1/min) 15	TOTAL VOL (L)
	Sample Type ST		STOP TIME 12:40	FLOW (1/min) 15	75L
	Pump ID#	Temp. 70.3°F RH 26.3%	TOTAL TIME 5 min	AVG. FLOW 15	
Lab ID#	Sample ID# 72	Location Air Comp. room #103	START TIME 12:46	FLOW (1/min) 15	TOTAL VOL (L)
	Sample Type ST		STOP TIME 12:51	FLOW (1/min) 15	75L
	Pump ID#	Temp. 68.3°F RH 30.9%	TOTAL TIME 5 min	AVG. FLOW 15	
Lab ID#	Sample ID# 73	Location S.W. corner	START TIME 12:54	FLOW (1/min) 15	TOTAL VOL (L)
	Sample Type ST		STOP TIME 12:59	FLOW (1/min) 15	75L
	Pump ID#	Temp. 69.0°F RH 28.9%	TOTAL TIME 5 min	AVG. FLOW 15	
Lab ID#	Sample ID# 74	Location 1st floor Lobby	START TIME 1:00	FLOW (1/min) 15	TOTAL VOL (L)
	Sample Type ST		STOP TIME 1:05	FLOW (1/min) 15	75L
	Pump ID#	Temp. 70.3°F RH 26.3%	TOTAL TIME 5 min	AVG. FLOW 15	
Lab ID#	Sample ID# 75	Location Vestibule 1st floor	START TIME 1:10	FLOW (1/min) 15	TOTAL VOL (L)
	Sample Type ST		STOP TIME 1:15	FLOW (1/min) 15	75L
	Pump ID#	Temp. 69.4°F RH 26.6%	TOTAL TIME 5 min	AVG. FLOW 15	
Lab ID#	Sample ID#	Location	START TIME	FLOW (1/min)	TOTAL VOL (L)
	Sample Type ST		STOP TIME	FLOW (1/min)	
	Pump ID#	Temp. RH	TOTAL TIME	AVG. FLOW	
Lab ID#	Sample ID#	Location	START TIME	FLOW (1/min)	TOTAL VOL (L)
	Sample Type ST		STOP TIME	FLOW (1/min)	
	Pump ID#	Temp. RH	TOTAL TIME	AVG. FLOW	
ID#	Sample ID#	Location	START TIME	FLOW (1/min)	TOTAL VOL (L)
	Sample Type ST		STOP TIME	FLOW (1/min)	
	Pump ID#	Temp. RH	TOTAL TIME	AVG. FLOW	


383 Industrial Way, Anchorage, Alaska 99501
Phone (907) 258-8661 Fax (907) 258-8662

PROJECT NAME Wrangell Public Safety Building
LOCATION Wrangell, AK PROJECT NO. 1028
CLIENT City and Borough of Wrangell DATE 2/14-5/2000
CLIENT PROJECT# SHEET NO. 1 OF 1

CHAIN OF CUSTODY RECORD – ANALYTICAL REQUEST

ANALYSIS REQUESTED (circle) ST <u>1</u> BS WC S OTHER	TURNAROUND REQUESTED <u>Standard</u>	NO. OF SAMPLES <u>74</u>	COLLECTION DATE: <u>2/4-5/2020</u>
RELINQUISHED BY: <u>David Wolf</u>	DATE / TIME <u>2-7-2020</u>	SAMPLES RECEIVED BY	DATE / TIME
SHIPPING METHOD <u>FedEx</u>	COURIER (signature) <u>David Wolf</u>	SAMPLES RECEIVED BY	DATE / TIME

[illegible][illegible]



For Typical Exterior H.M. Jamb (Head Sim.) See 14/A2
 For Typical Interior H.M. Jamb (Head Sim.) See 19/A2
 For Typical Interior Wood Jamb (Head Sim.) See 20/A2

[illegible]







JOB No. 340

SHEET No. 1

For Typical Exterior H.M. Jamb (Head Sim.) See 14/A2
For Typical Interior H.M. Jamb (Head Sim.) See 19/A22
For Typical Interior Wood Jamb (Head Sim.) See 20/A2

Room Finish Schedule														Remarks
Room No.	F.N.	Ba		Wain		Walls		S.		W.		Ctg.		
		lin.	col.	mat.	mat.	night.	lin.	lin.	col.	lin.	col.			
114	4	1	1			15	25	15	15	18				
116	3	1	1			15	25	15	15	30				
121	3	1	1			25	25	25	25	15				
125	1	1	1			25	30	30	15	15				
126	1	1	1		17	25	15	15	15	15				
132	2	1	1			25	15	15	15	15				
134	2	1	1			25	25	25	25	25				
135	2	1	1			25	25	25	25	25				
136	2	1	1			25	25	25	25	25				
137	2	1	1			25	25	25	25	25				
138	2	1	1			25	25	25	25	25				
139	2	1	1			25	25	25	25	25				
140	2	1	1			25	25	25	25	25				
141	2	1	1			25	25	25	25	25				
142	2	1	1			25	25	25	25	25				
143	2	1	1			25	25	25	25	25				
144	1	1	1			25	25	25	25	25				
145	1	1	1			25	25	25	25	25				
146	1	1	1			25	25	25	25	25				
147	1	1	1			25	25	25	25	25				
148	1	1	1			25	25	25	25	25				
149	1	1	1			25	25	25	25	25				
150	3	1	1			25	25	25	25	25				
151	3	1	1			25	25	25	25	25				
152	1	1	1			22	22	22	22	22				

.....



KEY PLAN

SAFETY BUILDING

First Floor Plan

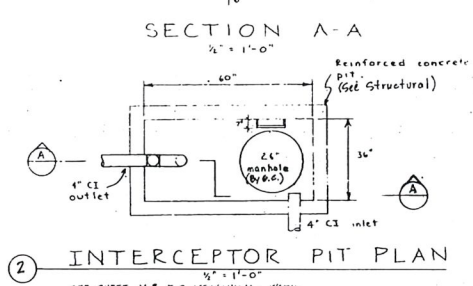
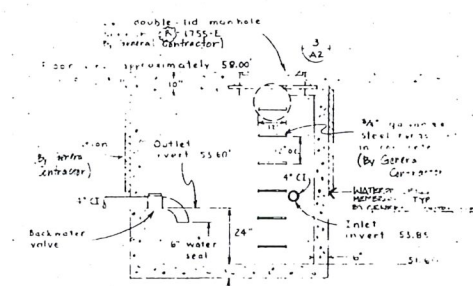
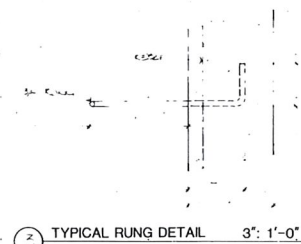
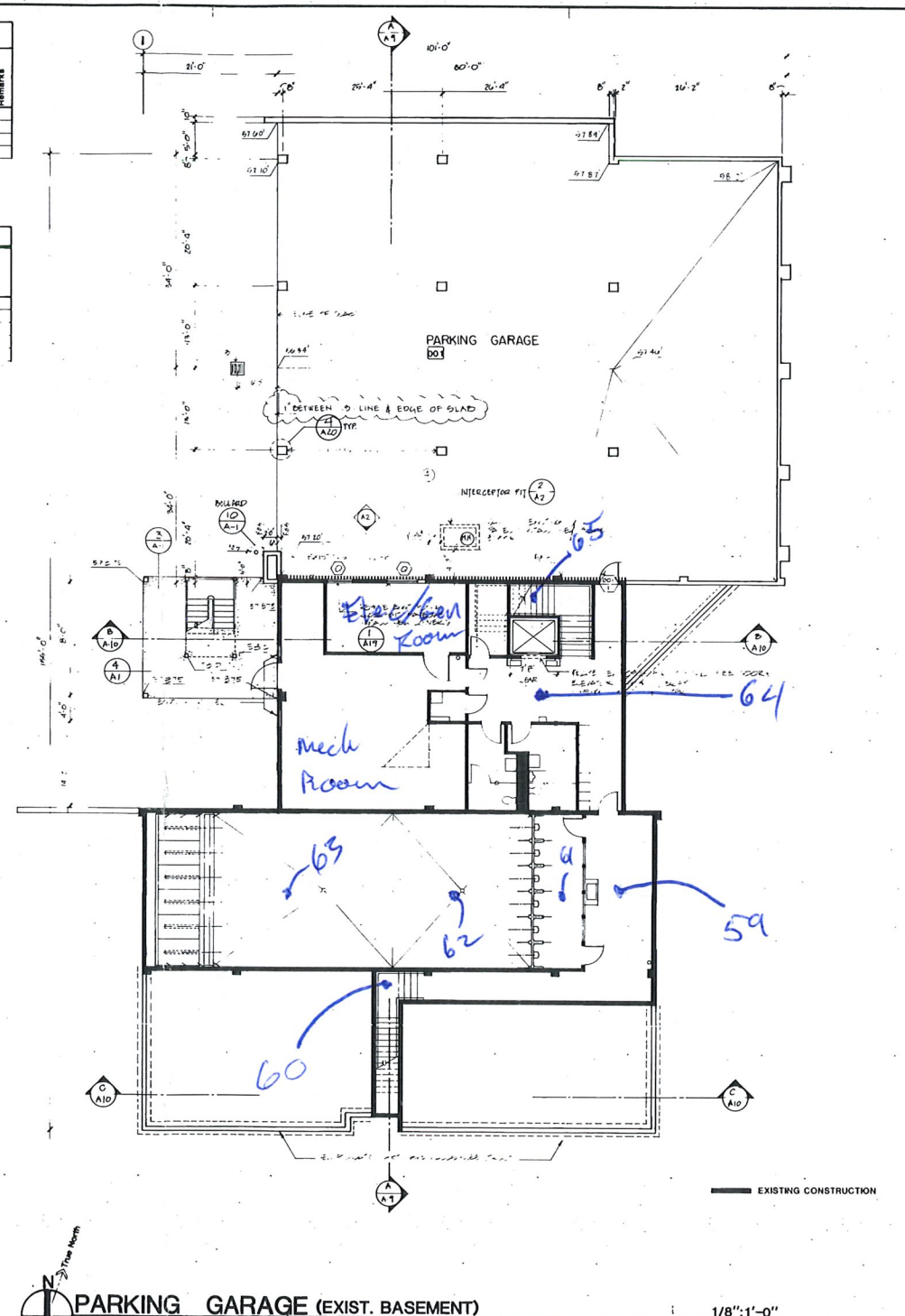
Schedules

SHEET No. 1

100

Room Finish Schedule												
Room No.	Fl.	Wt.	Wt.	Wt.	Wt.	Wt.	Wt.	Wt.	Wt.	Wt.	Wt.	Wt.
001	1											

Door Schedule									
Door No.	Size	Type	Thickness	Door	Frame	Const.	Glass	Rating	Remarks
001	3'-0" x 7'-0"		1 1/2"						



ackley
jensen
architects inc
p.o. box 310, Juneau, Alaska, 99801

AS BUILT 11.3.87
1 HOUR RATED WALL



WRANGELL PUBLIC
SAFETY BUILDING

JOB No. 348
DRAWN BY: M.A. FOULKE
TITLE:
Parking Garage
Existing Basement

SHEET No.
A2
DATE: July 10, 1988

CITY & BOROUGH OF WRANGELL, ALASKA BOROUGH ASSEMBLY AGENDA STATEMENT

<u>AGENDA ITEM TITLE:</u>	<u>DATE:</u>	February 20, 2020
	<u>Agenda Section</u>	7

January Permanent Fund APCM Report

SUBMITTED BY:

Joyce Mason, Finance Director

FISCAL NOTE:

Expenditure Required: \$XXX Total

FY 20: \$	FY 21: \$	FY22: \$
-----------	-----------	----------

Amount Budgeted:

	FY20 \$XXX
--	------------

Account Number(s):

	XXXXX XXX XXXX
--	----------------

Account Name(s):

	Enter Text Here
--	-----------------

Unencumbered Balance(s) (prior to expenditure):

	\$XXX
--	-------

Reviews/Approvals/Recommendations

<input type="checkbox"/>	Commission, Board or Committee
Name(s)	
Name(s)	
<input type="checkbox"/>	Attorney
<input type="checkbox"/>	Insurance

ATTACHMENTS: APCM Report

RECOMMENDATION MOTION:

None. Report only.

SUMMARY STATEMENT:

January Investment Statement for the Borough's permanent Fund as provided by Alaska Permanent Capital Management.

CITY AND BOROUGH OF WRANGELL

Account Statement - Period Ending January 31, 2020



ALASKA PERMANENT
CAPITAL MANAGEMENT

Registered Investment Adviser

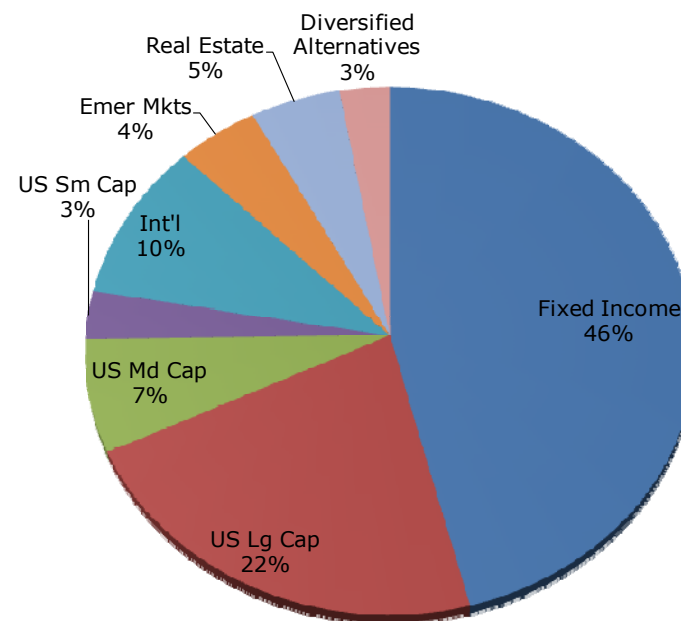
ACCOUNT ACTIVITY

Portfolio Value on 12-31-19	9,227,025
Contributions	52,863
Withdrawals	-180
Change in Market Value	-65,786
Interest	24,317
Dividends	5,591
Portfolio Value on 01-31-20	9,243,830

MANAGEMENT TEAM

Client Relationship Manager:	Amber Frizzell, AIF® Amber@apcm.net
Your Portfolio Manager:	Brandy Niclai, CFA®
Contact Phone Number:	907/272-7575

PORTFOLIO COMPOSITION



Alaska Permanent Capital Management Co.
PORTFOLIO SUMMARY AND TARGET
CITY AND BOROUGH OF WRANGELL
January 31, 2020

Asset Class & Target	Market Value	% Assets	Range
FIXED INCOME (45%)			
US Fixed Income (25.0%)	2,356,931	25.5	15% to 35%
TIPS (10.0%)	940,482	10.2	5% to 15%
International Fixed Income (5.0%)	472,730	5.1	0% to 10%
Cash (5.0%)	482,533	5.2	0% to 10%
Subtotal:	4,252,676	46.0	
EQUITY (47%)			
US Large Cap (22.0%)	2,021,891	21.9	12% to 32%
US Mid Cap (7.0%)	635,458	6.9	0% to 15%
US Small Cap (3.0%)	269,206	2.9	0% to 6%
Developed International Equity (10.0%)	904,239	9.8	5% to 15%
Emerging Markets (5.0%)	430,015	4.7	0% to 10%
Subtotal:	4,260,809	46.1	
ALTERNATIVE INVESTMENTS (8%)			
Real Estate (2.0%)	189,372	2.0	0% to 5%
Alternative Beta (0.0%)	0	0.0	0% to 10%
Infrastructure (3.0%)	281,158	3.0	0% to 6%
Commodities (3.0%)	259,815	2.8	0% to 6%
Subtotal:	730,345	7.9	
TOTAL PORTFOLIO	9,243,830	100	

Alaska Permanent Capital Management Co.
PORTFOLIO APPRAISAL
CITY AND BOROUGH OF WRANGELL
January 31, 2020

Quantity	Security	Average Cost	Total Average Cost	Price	Market Value	Pct. Assets	Annual Income	Accrued Interest	Yield to Maturity
DOMESTIC FIXED INCOME FUNDS/ETF									
4,150	ISHARES SHORT TREASURY BOND ETF	110.59	458,946	110.63	459,114	4.97	NA		
19,015	VANGUARD SHORT-TERM TIPS ETF	49.28	937,134	49.46	940,482	10.17	NA		
27,560	VANGUARD TOTAL BOND MARKET ETF	85.18	2,347,434	85.52	2,356,931	25.50	NA		
			3,743,513		3,756,528	40.64			
INTERNATIONAL FIXED INCOME FUNDS/ETF									
8,200	VANGUARD TOTAL INTL BOND ETF	57.04	467,746	57.65	472,730	5.11	NA		
DOMESTIC LARGE CAP EQUITY FUNDS/ETF									
5,290	FLEXSHARES QUAL DIV ETF	48.87	258,522	47.10	249,159	2.70	NA		
5,510	SPDR S&P 500 ETF	328.66	1,810,898	321.73	1,772,732	19.18	NA		
			2,069,420		2,021,891	21.87			
DOMESTIC MID CAP EQUITY FUNDS/ETF									
3,170	ISHARES CORE S&P MIDCAP 400 ETF	207.52	657,850	200.46	635,458	6.87	NA		
DOMESTIC SMALL CAP EQUITY FUNDS/ETF									
3,345	ISHARES S&P SMALLCAP 600 INDEX ETF	84.52	282,725	80.48	269,206	2.91	NA		
INTERNATIONAL EQUITY FUNDS/ETF									
3,810	FLEXSHARES-INTL QUAL DVD INDE	24.53	93,459	23.48	89,459	0.97	NA		
4,280	ISHARES ETF CORE MSCI EAFE	65.70	281,187	63.45	271,566	2.94	NA		
8,050	ISHARES MSCI EAFE INDEX FUND	69.95	563,097	67.48	543,214	5.88	NA		
			937,743		904,239	9.78			
EMERGING MARKET FUNDS/ETF									
8,500	ISHARES ETF CORE MSCI EMERGING MKTS	54.85	466,222	50.59	430,015	4.65	NA		
REAL ESTATE & INFRASTRUCTURE									
5,175	FLEXSHAR STX GLOBAL BROAD INF ETF	54.63	282,710	54.33	281,158	3.04	NA		
2,110	JPMORGAN BETABUILDERS MSCI US REIT ETF	89.45	188,739	89.75	189,372	2.05	NA		
			471,450		470,530	5.09			
COMMODITIES									
9,460	ETRACS BLOOMBERG CMCI ETN	14.97	141,616	13.75	130,075	1.41	NA		
8,575	INVESCO OPTIMUM YIELD DIVERSIFIED COMMODIT	16.36	140,244	15.13	129,740	1.40	NA		
			281,860		259,815	2.81			
CASH AND EQUIVALENTS									
	CHARLES SCHWAB LIQUID BANK DEPOSIT ACCOUNT		21,696		21,696	0.23			
	DIVIDEND ACCRUAL		1,722		1,722	0.02			
			23,418		23,418	0.25			
TOTAL PORTFOLIO			9,401,949		9,243,830	100	0	0	

Alaska Permanent Capital Management Co.
TRANSACTION SUMMARY
CITY AND BOROUGH OF WRANGELL
From 01-01-20 To 01-31-20

Trade Date	Settle Date	Security	Quantity	Trade Amount
PURCHASES				
COMMODITIES				
01-15-20	01-17-20	ETRACS BLOOMBERG CMCI ETN	9,460.0000	141,616.20
01-15-20	01-17-20	INVESCO OPTIMUM YIELD DIVERSIFIED COMMODIT	8,575.0000	140,244.13
				281,860.33
DOMESTIC FIXED INCOME FUNDS/ETF				
01-16-20	01-21-20	VANGUARD SHORT-TERM TIPS ETF	9,515.0000	469,087.60
01-24-20	01-28-20	VANGUARD SHORT-TERM TIPS ETF	9,500.0000	468,046.00
01-27-20	01-29-20	ISHARES SHORT TREASURY BOND ETF	4,150.0000	458,945.60
01-27-20	01-29-20	VANGUARD TOTAL BOND MARKET ETF	27,560.0000	2,347,434.02
				3,743,513.22
DOMESTIC LARGE CAP EQUITY FUNDS/ETF				
01-15-20	01-17-20	FLEXSHARES QUAL DIV ETF	5,290.0000	258,522.30
01-15-20	01-17-20	SPDR S&P 500 ETF	5,510.0000	1,810,897.87
				2,069,420.17
DOMESTIC MID CAP EQUITY FUNDS/ETF				
01-15-20	01-17-20	ISHARES CORE S&P MIDCAP 400 ETF	3,170.0000	657,849.81
DOMESTIC SMALL CAP EQUITY FUNDS/ETF				
01-15-20	01-17-20	ISHARES S&P SMALLCAP 600 INDEX ETF	3,345.0000	282,725.09

Alaska Permanent Capital Management Co.
TRANSACTION SUMMARY
CITY AND BOROUGH OF WRANGELL
From 01-01-20 To 01-31-20

Trade Date	Settle Date	Security	Quantity	Trade Amount
EMERGING MARKET FUNDS/ETF				
01-15-20	01-17-20	ISHARES ETF CORE MSCI EMERGING MKTS	8,500.0000	466,222.45
INTERNATIONAL EQUITY FUNDS/ETF				
01-15-20	01-17-20	FLEXSHARES-INTL QUAL DVD INDE	3,810.0000	93,459.30
01-15-20	01-17-20	ISHARES ETF CORE MSCI EAFE	4,280.0000	281,187.44
01-15-20	01-17-20	ISHARES MSCI EAFE INDEX FUND	8,050.0000	563,096.70
				937,743.44
INTERNATIONAL FIXED INCOME FUNDS/ETF				
01-16-20	01-21-20	VANGUARD TOTAL INTL BOND ETF	4,125.0000	234,413.03
01-24-20	01-28-20	VANGUARD TOTAL INTL BOND ETF	4,075.0000	233,333.28
				467,746.31
REAL ESTATE & INFRASTRUCTURE				
01-15-20	01-17-20	FLEXSHAR STX GLOBAL BROAD INF ETF	5,175.0000	282,710.25
01-15-20	01-17-20	JPMORGAN BETABUILDERS MSCI US REIT ETF	2,110.0000	188,739.50
				471,449.75
				9,378,530.57
TRANSFERS IN				
COMMON STOCK				
01-03-20		OWENS-ILLINOIS INC	9.0000	106.29
				106.29

Alaska Permanent Capital Management Co.
TRANSACTION SUMMARY
CITY AND BOROUGH OF WRANGELL
From 01-01-20 To 01-31-20

Trade Date	Settle Date	Security	Quantity	Trade Amount
DEPOSITS AND EXPENSES				
CASH AND EQUIVALENTS				
01-03-20	01-03-20	CHARLES SCHWAB LIQUID BANK DEPOSIT ACCOUNT		237.79
01-03-20	01-03-20	CHARLES SCHWAB LIQUID BANK DEPOSIT ACCOUNT		194.87
01-03-20	01-03-20	CHARLES SCHWAB LIQUID BANK DEPOSIT ACCOUNT		563.87
01-03-20	01-03-20	CHARLES SCHWAB LIQUID BANK DEPOSIT ACCOUNT		533.17
01-03-20	01-03-20	CHARLES SCHWAB LIQUID BANK DEPOSIT ACCOUNT		109.89
01-03-20	01-03-20	CHARLES SCHWAB LIQUID BANK DEPOSIT ACCOUNT		10,056.25
01-03-20	01-03-20	CHARLES SCHWAB LIQUID BANK DEPOSIT ACCOUNT		153.45
01-06-20	01-06-20	CHARLES SCHWAB LIQUID BANK DEPOSIT ACCOUNT		2,310.28
01-06-20	01-06-20	CHARLES SCHWAB LIQUID BANK DEPOSIT ACCOUNT		38.64
01-06-20	01-06-20	CHARLES SCHWAB LIQUID BANK DEPOSIT ACCOUNT		21.77
01-06-20	01-06-20	CHARLES SCHWAB LIQUID BANK DEPOSIT ACCOUNT		439.69

Alaska Permanent Capital Management Co.
TRANSACTION SUMMARY
CITY AND BOROUGH OF WRANGELL
From 01-01-20 To 01-31-20

Trade Date	Settle Date	Security	Quantity	Trade Amount
01-06-20	01-06-20	CHARLES SCHWAB LIQUID BANK DEPOSIT ACCOUNT		35,209.26
01-06-20	01-06-20	CHARLES SCHWAB LIQUID BANK DEPOSIT ACCOUNT		32.76
01-06-20	01-06-20	CHARLES SCHWAB LIQUID BANK DEPOSIT ACCOUNT		0.81
01-08-20	01-08-20	CHARLES SCHWAB LIQUID BANK DEPOSIT ACCOUNT		83.13
01-08-20	01-08-20	CHARLES SCHWAB LIQUID BANK DEPOSIT ACCOUNT		146.49
01-08-20	01-08-20	CHARLES SCHWAB LIQUID BANK DEPOSIT ACCOUNT		75.31
01-08-20	01-08-20	CHARLES SCHWAB LIQUID BANK DEPOSIT ACCOUNT		26.68
01-08-20	01-08-20	CHARLES SCHWAB LIQUID BANK DEPOSIT ACCOUNT		63.33
01-08-20	01-08-20	CHARLES SCHWAB LIQUID BANK DEPOSIT ACCOUNT		15.69
01-08-20	01-08-20	CHARLES SCHWAB LIQUID BANK DEPOSIT ACCOUNT		294.69
01-09-20	01-09-20	CHARLES SCHWAB LIQUID BANK DEPOSIT ACCOUNT		99.32
01-10-20	01-10-20	CHARLES SCHWAB LIQUID BANK DEPOSIT ACCOUNT		70.76

Alaska Permanent Capital Management Co.
TRANSACTION SUMMARY
CITY AND BOROUGH OF WRANGELL
From 01-01-20 To 01-31-20

Trade Date	Settle Date	Security	Quantity	Trade Amount
01-13-20	01-13-20	CHARLES SCHWAB LIQUID BANK DEPOSIT ACCOUNT		176.90
01-13-20	01-13-20	CHARLES SCHWAB LIQUID BANK DEPOSIT ACCOUNT		106.43
01-13-20	01-13-20	CHARLES SCHWAB LIQUID BANK DEPOSIT ACCOUNT		46.55
01-13-20	01-13-20	CHARLES SCHWAB LIQUID BANK DEPOSIT ACCOUNT		5.22
01-13-20	01-13-20	CHARLES SCHWAB LIQUID BANK DEPOSIT ACCOUNT		140.30
01-14-20	01-14-20	CHARLES SCHWAB LIQUID BANK DEPOSIT ACCOUNT		21.85
01-16-20	01-16-20	CHARLES SCHWAB LIQUID BANK DEPOSIT ACCOUNT		91.18
01-16-20	01-16-20	CHARLES SCHWAB LIQUID BANK DEPOSIT ACCOUNT		24.24
01-16-20	01-16-20	CHARLES SCHWAB LIQUID BANK DEPOSIT ACCOUNT		197.73
01-17-20	01-17-20	CHARLES SCHWAB LIQUID BANK DEPOSIT ACCOUNT		261.49
01-21-20	01-21-20	CHARLES SCHWAB LIQUID BANK DEPOSIT ACCOUNT		77.07
01-23-20	01-23-20	CHARLES SCHWAB LIQUID BANK DEPOSIT ACCOUNT		151.74

Alaska Permanent Capital Management Co.
TRANSACTION SUMMARY
CITY AND BOROUGH OF WRANGELL
From 01-01-20 To 01-31-20

Trade Date	Settle Date	Security	Quantity	Trade Amount
01-23-20	01-23-20	CHARLES SCHWAB LIQUID BANK DEPOSIT ACCOUNT		92.97
01-23-20	01-23-20	CHARLES SCHWAB LIQUID BANK DEPOSIT ACCOUNT		353.64
01-24-20	01-24-20	CHARLES SCHWAB LIQUID BANK DEPOSIT ACCOUNT		223.05
01-29-20	01-29-20	CHARLES SCHWAB LIQUID BANK DEPOSIT ACCOUNT		7.50
01-29-20	01-29-20	CHARLES SCHWAB LIQUID BANK DEPOSIT ACCOUNT		0.91
				<hr/> 52,756.67
MANAGEMENT FEES				
01-31-20	01-31-20	MANAGEMENT FEES		3,144.29
				55,900.96
DIVIDEND				
AMERICAN DEPOSITORY RECEIPTS				
01-22-20	01-22-20	RED ELECTRICA CORPORAC F		171.93
01-31-20	01-31-20	KERING S A F		90.38
				<hr/> 262.31
COMMON STOCK				
01-02-20	02-03-20	BRISTOL MYERS SQUIBB COM		59.85
01-08-20	02-07-20	MAY DEPT STORES CO COM		66.40
01-09-20	02-10-20	MASCO CORP COM		7.56
01-09-20	02-03-20	AT&T CORP COM		737.36

Alaska Permanent Capital Management Co.
TRANSACTION SUMMARY
CITY AND BOROUGH OF WRANGELL
From 01-01-20 To 01-31-20

Trade Date	Settle Date	Security	Quantity	Trade Amount
01-09-20	02-03-20	VERIZON COMMUNICATIONS		440.34
01-10-20	02-03-20	WADDELL & REED FINL CL A		2.50
01-10-20	01-10-20	JOHNSON CTLS INC COM		114.92
01-14-20	02-14-20	ABBOTT LABS COM		111.60
01-14-20	01-14-20	MONDELEZ INTL INC CL A		259.92
01-14-20	01-14-20	PIONEER NATURAL RES		17.60
01-15-20	02-14-20	ACCENTURE PLC-CLA		132.80
01-15-20	01-15-20	LENNOX INTERNATIONAL		28.49
01-15-20	01-15-20	PROGRESSIVE CORP		272.60
01-15-20	01-15-20	US BANCORP DEL NEW		164.22
01-16-20	01-16-20	GLACIER BANCORP INC		9.60
01-21-20	01-21-20	WESTERN DIGITAL CORP		181.50
01-22-20	01-22-20	AGILENT TECHNOLOGIES INC		23.76
01-22-20	01-22-20	CISCO SYSTEMS		317.45
01-22-20	01-22-20	KANSAS CITY SOUTHERN		58.40
01-22-20	01-22-20	NETWORK APPLIANCE INC		40.32
01-23-20	01-23-20	ORACLE SYSTEMS CORP		187.92
01-23-20	01-23-20	ROPER TECHNOLOGIES		9.23
01-24-20	01-24-20	CORELOGIC INC		17.60
01-24-20	01-24-20	LANDSTAR SYS INC		20.00
01-24-20	01-24-20	SYSCO CORP COM		10.35
01-24-20	01-24-20	TOLL BROTHERS INC		2.20
01-28-20	01-28-20	TOTAL S A ADR F 1 ADR REP 1 ORD		229.92
01-29-20	01-29-20	COMCAST CORP CLASS A		470.61
01-29-20	01-29-20	QUEST DIAGNOSTIC INC		225.78
01-30-20	01-30-20	RAYTHEON CO COM		137.61
01-31-20	01-31-20	EDISON INTERNL		237.15
01-31-20	01-31-20	MORGAN J P & CO INC COM		364.50
01-31-20	01-31-20	TRANSCANADA CORP		108.21
				5,068.27

Alaska Permanent Capital Management Co.
TRANSACTION SUMMARY
CITY AND BOROUGH OF WRANGELL
From 01-01-20 To 01-31-20

Trade Date	Settle Date	Security	Quantity	Trade Amount
REAL ESTATE & INFRASTRUCTURE				
01-15-20	01-15-20	ALEXANDRIA REAL EST EQTY REIT		55.62
01-15-20	01-15-20	HOST HOTELS & RESORTS REIT		163.60
01-15-20	01-15-20	HOST HOTELS & RESORTS REIT		40.90
				<hr/> 260.12
				5,590.70
INTEREST				
AGENCIES				
01-13-20	01-13-20	FHLMC 2.375% Due 01-13-22		249.38
01-15-20	01-15-20	FHLMC 6.250% Due 07-15-32		843.75
01-19-20	01-20-20	FANNIE MAE 2.375% Due 01-19-23		106.88
01-21-20	01-21-20	FNMA 1.625% Due 01-21-20		154.37
				<hr/> 1,354.38
CASH AND EQUIVALENTS				
01-15-20	01-15-20	CHARLES SCHWAB LIQUID BANK DEPOSIT ACCOUNT		10.73
01-15-20	01-15-20	CHARLES SCHWAB LIQUID BANK DEPOSIT ACCOUNT		5.89
				<hr/> 16.62
CORPORATE BONDS				
01-06-20	01-06-20	JOHN DEERE CAPITAL CORP 2.650% Due 01-06-22		516.75

Alaska Permanent Capital Management Co.
TRANSACTION SUMMARY
CITY AND BOROUGH OF WRANGELL
From 01-01-20 To 01-31-20

Trade Date	Settle Date	Security	Quantity	Trade Amount
01-06-20	01-06-20	JPMORGAN CHASE & 5.4%42 5.400% Due 01-06-42		351.00
01-08-20	01-08-20	THE GOLDMAN SACHS 4.8%44 4.800% Due 07-08-44		336.00
01-10-20	01-10-20	AMERICAN INTL GROUP 3.750% Due 07-10-25		337.50
01-15-20	01-15-20	COMCAST CORP 4.65%42 4.650% Due 07-15-42		325.50
01-15-20	01-15-20	TARGET CORP 2.9%22 2.900% Due 01-15-22		362.50
01-15-20	01-15-20	UNITEDHEALTH GROUP INC 2.700% Due 07-15-20		337.50
01-21-20	01-21-20	BANK OF AMERICA C VAR 23 2.816% Due 07-21-23		520.96
01-24-20	01-24-20	GOLDMAN SACHS GROUP VAR 2.936% Due 07-24-23		52.52
				3,140.23
FNMA & FHLMC				
01-15-20	01-15-20	FGLMC POOL G60440 3.500% Due 03-01-46		60.32
01-15-20	01-15-20	FHLMC G61653 5.000% Due 06-01-41		57.53
01-25-20	01-27-20	FN AL3484 4.500% Due 10-01-42		7.79
01-25-20	01-27-20	FN AL9903 5.500% Due 05-01-44		252.45
01-25-20	01-27-20	FN AV2959 4.500% Due 12-01-43		41.05
01-25-20	01-27-20	FN AW1014 4.500% Due 05-01-44		4.27

Alaska Permanent Capital Management Co.
TRANSACTION SUMMARY
CITY AND BOROUGH OF WRANGELL
From 01-01-20 To 01-31-20

Trade Date	Settle Date	Security	Quantity	Trade Amount
01-25-20	01-27-20	FN BF0174		58.96
		3.000% Due 02-01-57		
01-25-20	01-27-20	FN BM1948		118.39
		6.000% Due 07-01-41		
01-25-20	01-27-20	FN BM3051		197.94
		4.500% Due 11-01-47		
01-25-20	01-27-20	FN BM3066		64.97
		5.000% Due 07-01-47		
01-25-20	01-27-20	FN BM3196		62.22
		5.500% Due 05-01-44		
01-25-20	01-27-20	FN BM3374		37.33
		3.000% Due 01-01-38		
01-25-20	01-27-20	FN BM4414		39.18
		6.000% Due 06-01-41		
01-25-20	01-27-20	FN BM4493		60.08
		5.000% Due 07-01-47		
01-25-20	01-27-20	FN BM4495		36.30
		6.000% Due 07-01-41		
01-25-20	01-27-20	FN BM4681		29.80
		5.500% Due 05-01-44		
01-25-20	01-27-20	FN CA0522		84.20
		3.000% Due 10-01-47		
01-25-20	01-27-20	FN CA1182		192.36
		3.500% Due 02-01-48		
01-25-20	01-27-20	FN MA2956		46.18
		3.000% Due 04-01-47		
				1,451.32
GNMA				
01-15-20	01-15-20	FHLMC G07289		53.39
		3.000% Due 11-01-42		
01-15-20	01-15-20	FHLMC G61570		36.37
		5.500% Due 11-01-42		
01-25-20	01-27-20	FN AL9244		13.71
		3.000% Due 08-01-43		

Alaska Permanent Capital Management Co.
TRANSACTION SUMMARY
CITY AND BOROUGH OF WRANGELL
From 01-01-20 To 01-31-20

Trade Date	Settle Date	Security	Quantity	Trade Amount
01-25-20	01-27-20	FN AS7838 3.000% Due 08-01-46		10.62
01-25-20	01-27-20	FNMA PL MA3278 4.5%48 4.500% Due 02-01-48		118.26
01-27-20	01-27-20	FNMA PL MA3448 5%48 5.000% Due 08-01-48		46.59
				<hr/> 278.94
U.S. TREASURY INFLATION				
01-15-20	01-15-20	US TREASURY INFLATION PROTECTED SECURITIES 0.875% Due 01-15-29		40.12
				<hr/> 6,281.61

PRINCIPAL PAYDOWNS

FNMA & FHLMC

01-15-20	01-15-20	FGLMC POOL G60440 3.500% Due 03-01-46	276.88	276.88
01-15-20	01-15-20	FHLMC G61653 5.000% Due 06-01-41	258.50	258.50
01-25-20	01-27-20	FN AL3484 4.500% Due 10-01-42	23.47	23.47
01-25-20	01-27-20	FN AW1014 4.500% Due 05-01-44	37.17	37.17
01-25-20	01-27-20	FN BF0174 3.000% Due 02-01-57	233.59	233.59
01-25-20	01-27-20	FN BM3051 4.500% Due 11-01-47	1,086.79	1,086.79
01-25-20	01-27-20	FN BM3066 5.000% Due 07-01-47	321.59	321.59
01-25-20	01-27-20	FN BM3374 3.000% Due 01-01-38	226.08	226.08
01-25-20	01-27-20	FN MA2956 3.000% Due 04-01-47	182.35	182.35
01-25-20	01-27-20	FN AV2959 4.500% Due 12-01-43	291.29	291.30

Alaska Permanent Capital Management Co.
TRANSACTION SUMMARY
CITY AND BOROUGH OF WRANGELL
From 01-01-20 To 01-31-20

Trade Date	Settle Date	Security	Quantity	Trade Amount
01-25-20	01-27-20	FN BM4495 6.000% Due 07-01-41	99.41	99.42
01-25-20	01-27-20	FN AL9903 5.500% Due 05-01-44	896.37	896.37
01-25-20	01-27-20	FN BM1948 6.000% Due 07-01-41	373.01	373.01
01-25-20	01-27-20	FN BM3196 5.500% Due 05-01-44	223.67	223.67
01-25-20	01-27-20	FN BM4414 6.000% Due 06-01-41	168.99	168.99
01-25-20	01-27-20	FN BM4493 5.000% Due 07-01-47	226.30	226.30
01-25-20	01-27-20	FN BM4681 5.500% Due 05-01-44	99.19	99.19
01-25-20	01-27-20	FN CA0522 3.000% Due 10-01-47	525.47	525.47
01-25-20	01-27-20	FN CA1182 3.500% Due 02-01-48	657.02	657.02
				6,207.16
GNMA				
01-15-20	01-15-20	FHLMC G07289 3.000% Due 11-01-42	280.17	280.17
01-15-20	01-15-20	FHLMC G61570 5.500% Due 11-01-42	137.56	137.56
01-25-20	01-27-20	FN AS7838 3.000% Due 08-01-46	45.81	45.81
01-25-20	01-27-20	FN AL9244 3.000% Due 08-01-43	62.67	62.68
01-25-20	01-27-20	FNMA PL MA3278 4.5%48 4.500% Due 02-01-48	1,209.03	1,209.03
01-27-20	01-27-20	FNMA PL MA3448 5%48 5.000% Due 08-01-48	576.69	576.69
				2,311.94
				8,519.10

Alaska Permanent Capital Management Co.
TRANSACTION SUMMARY
CITY AND BOROUGH OF WRANGELL
From 01-01-20 To 01-31-20

Trade Date	Settle Date	Security	Quantity	Trade Amount
SALES, MATURITIES, AND CALLS				
AGENCIES				
01-21-20	01-21-20	FNMA 1.625% Due 01-21-20	19,000	19,000.00
01-23-20	01-24-20	FHLMC 6.250% Due 07-15-32	27,000	39,480.34
01-23-20	01-24-20	FEDERAL NATIONAL MORTGAGE ASSOCIATION 6.625% Due 11-15-30	20,000	28,909.95
01-23-20	01-24-20	FANNIE MAE 1.875% Due 09-24-26	10,000	10,091.00
01-23-20	01-24-20	FANNIE MAE 1.375% Due 10-07-21	50,000	49,837.50
01-23-20	01-24-20	FANNIE MAE 2.375% Due 01-19-23	9,000	9,211.36
01-23-20	01-24-20	FEDERAL NATIONAL MORTGAGE ASSOCIATION 2.500% Due 02-05-24	28,000	28,993.64
01-23-20	01-24-20	FHLMC 2.375% Due 01-13-22	21,000	21,326.17
01-23-20	01-24-20	FREDDIE MAC 2.375% Due 02-16-21	27,000	27,209.95
				234,059.91
AMERICAN DEPOSITORY RECEIPTS				
01-13-20	01-15-20	AAC TECH HLDGS INC F	457	3,987.25
01-13-20	01-15-20	ANHUI CONCH CEMENT F	156	5,748.48
01-13-20	01-15-20	CAIXABANK F	849	838.33
01-13-20	01-15-20	COMMERCIAL INTERNTNL B F	1,117	5,808.28
01-13-20	01-15-20	CHINA MERCHANTS BK F	180	4,784.30
01-13-20	01-15-20	CIELO S A F	201	355.16
01-13-20	01-15-20	CIELO S A F	1,000	1,765.96
01-13-20	01-15-20	COMPASS GROUP F	903	22,694.63

Alaska Permanent Capital Management Co.
TRANSACTION SUMMARY
CITY AND BOROUGH OF WRANGELL
From 01-01-20 To 01-31-20

Trade Date	Settle Date	Security	Quantity	Trade Amount
01-13-20	01-15-20	CHINA SHENHUA ENRGY F	445	3,677.85
01-13-20	01-15-20	DANONE F	51	811.39
01-13-20	01-15-20	DAIWA HOUSE IND LTD F	500	15,492.43
01-13-20	01-15-20	DAIWA HOUSE IND LTD F	10	309.85
01-13-20	01-15-20	AIRBUS GROUP F	167	6,275.73
01-13-20	01-15-20	EAST JAPAN RAILWAY F	131	1,966.93
01-13-20	01-15-20	ENGIE SA F	24	397.02
01-13-20	01-15-20	EQUINOR A S A F	100	2,047.46
01-13-20	01-15-20	EQUINOR A S A F	100	2,047.46
01-13-20	01-15-20	EQUINOR A S A F	100	2,047.46
01-13-20	01-15-20	EQUINOR A S A F	35	716.62
01-13-20	01-15-20	FANUC LTD JAPAN F	103	1,921.43
01-13-20	01-15-20	FERGUSON PLC F	200	1,860.96
01-13-20	01-15-20	FERGUSON PLC F	1,749	16,247.87
01-13-20	01-15-20	GENMAB A/S F	232	5,270.93
01-13-20	01-15-20	GIVAUDAN SA F	11	680.45
01-13-20	01-15-20	HENGAN INTL GROUP F	94	3,762.74
01-13-20	01-15-20	INFORMA P L C F	461	10,302.68
01-13-20	01-15-20	IMPERIAL LOGISTICS LTD F	267	984.54
01-13-20	01-15-20	INFOSYS LTD F	740	8,032.53
01-13-20	01-15-20	JAPAN AIRLS LTD F	62	970.28
01-13-20	01-15-20	KIMBERLY CLARK DE MX F	376	3,939.46
01-13-20	01-15-20	KASIKORNBANK PUBLIC F	132	2,426.77
01-13-20	01-15-20	LIFE HEALTHCARE GROUP F	200	1,407.97
01-13-20	01-15-20	LIFE HEALTHCARE GROUP F	48	340.31
01-13-20	01-15-20	PUBLIC JOINT STOCK CO F	85	9,026.81

Alaska Permanent Capital Management Co.
TRANSACTION SUMMARY
CITY AND BOROUGH OF WRANGELL
From 01-01-20 To 01-31-20

Trade Date	Settle Date	Security	Quantity	Trade Amount
01-13-20	01-15-20	MOBILE TELESYSTEMS PJS F	521	5,435.90
01-13-20	01-15-20	MICRO FOCUS INTERNTNL F	59	842.31
01-13-20	01-15-20	MAKITA CORP F	425	15,958.42
01-13-20	01-15-20	MOTUS HLDGS LTD F	268	1,439.13
01-13-20	01-15-20	NEDBANK GROUP LTD F	188	2,774.82
01-13-20	01-15-20	NORDEA BANK ABP F	1,031	8,375.16
01-13-20	01-15-20	NORDEA BANK ABP F	500	4,061.67
01-13-20	01-15-20	NETEASE INC F	39	13,549.20
01-13-20	01-15-20	PHILIPPINE LONG DST F	123	2,583.69
01-13-20	01-15-20	PT BK MANDIRI PRSRO F	697	7,917.76
01-13-20	01-15-20	KERING S A F	232	15,242.08
01-13-20	01-15-20	PT SEMEN INDONESIA PER F	248	4,339.91
01-13-20	01-15-20	PT ASTRA INTL TBK F	544	5,505.17
01-13-20	01-15-20	RED ELECTRICA CORPORAC F	500	4,811.65
01-13-20	01-15-20	RED ELECTRICA CORPORAC F	632	6,081.92
01-13-20	01-15-20	ROYAL DSM N V F	234	7,217.58
01-13-20	01-15-20	RELX PLC F	942	23,872.80
01-13-20	01-15-20	ROCHE HOLDINGS LTD-SPONS ADR	555	22,835.01
01-13-20	01-15-20	RYANAIR HLDGS PLC F	136	12,865.40
01-13-20	01-15-20	RYOHIN KEIKAKU CO F	480	10,401.38
01-13-20	01-15-20	SAFRAN F	100	3,817.92
01-13-20	01-15-20	SAFRAN F	100	3,817.92
01-13-20	01-15-20	SAFRAN F	100	3,817.92
01-13-20	01-15-20	SAFRAN F	100	3,817.92
01-13-20	01-15-20	SAFRAN F	661	25,236.46
01-13-20	01-15-20	SAMPO OYJ F	804	17,808.23
01-13-20	01-15-20	STANDARD BK GROUP F	272	3,157.85
01-13-20	01-15-20	SANLAM LTD F	100	1,089.98

Alaska Permanent Capital Management Co.
TRANSACTION SUMMARY
CITY AND BOROUGH OF WRANGELL
From 01-01-20 To 01-31-20

Trade Date	Settle Date	Security	Quantity	Trade Amount
01-13-20	01-15-20	SANLAM LTD F	62	675.79
01-13-20	01-15-20	SANLAM LTD F	100	1,089.98
01-13-20	01-15-20	SUMITOMO MITSUI FINL00 F	2,288	16,844.13
01-13-20	01-15-20	SONOVA HOLDING A G F	278	12,768.28
01-13-20	01-15-20	SHOPRITE HOLDINGS LTD F	200	1,663.97
01-13-20	01-15-20	SSE PLC F	150	2,805.84
01-13-20	01-15-20	SUZUKI MOTOR CO LTD F	39	6,528.85
01-13-20	01-15-20	TAKEDA PHARMA CO F	197	3,928.77
01-13-20	01-15-20	UBISOFT ENTERTAINMENT F	725	10,599.28
01-13-20	01-15-20	UNICREDIT SPA F	545	3,994.85
01-13-20	01-15-20	VINCI S A F	300	8,312.08
01-13-20	01-15-20	VINCI S A F	374	10,362.40
01-13-20	01-15-20	VODACOM GROUP LIMITED F	211	1,747.04
01-13-20	01-15-20	VODACOM GROUP LIMITED F	200	1,662.97
01-13-20	01-15-20	VOLKSWAGEN A G F	269	5,433.13
01-13-20	01-15-20	VOLKSWAGEN A G F	1,056	21,774.72
01-13-20	01-15-20	WEICHAJ POWER CO LTD F	798	12,799.66
01-13-20	01-15-20	WOLTERS KLUWER N V F	300	22,216.94
01-13-20	01-15-20	WOLTERS KLUWER N V F	38	2,814.14
01-13-20	01-15-20	ENN ENERGY HOLDINGS F	119	5,515.54
01-13-20	01-15-20	YPF SOCIEDAD ANONIMA F	358	3,835.78
01-14-20	01-16-20	AKBANK TURK ANONIM SIR F	171	502.73
01-14-20	01-16-20	ASSA ABLOY AB F	1,000	11,818.76

Alaska Permanent Capital Management Co.
TRANSACTION SUMMARY
CITY AND BOROUGH OF WRANGELL
From 01-01-20 To 01-31-20

Trade Date	Settle Date	Security	Quantity	Trade Amount
01-14-20	01-16-20	ASSA ABLOY AB F	1,125	13,285.97
01-14-20	01-16-20	ASHTREAD GROUP PLC F	70	8,965.94
01-14-20	01-16-20	ASM PACIFIC TECH F	111	5,025.43
01-14-20	01-16-20	AVIVA PLC F	186	1,989.23
01-14-20	01-16-20	BALFOUR BEATTY PLC F	75	520.87
01-14-20	01-16-20	BB SEGURIDADE PARTICIP F	535	4,846.47
01-14-20	01-16-20	BANCO DO BRASIL S A F	668	8,055.91
01-14-20	01-16-20	BIDVEST GRP LTD F	108	3,290.69
01-14-20	01-16-20	BANCO MACRO S A F	60	2,014.95
01-14-20	01-16-20	CLICKS GROUP LTD F	127	4,563.66
01-14-20	01-16-20	WOOLWORTHS HLDG LTD F	733	2,588.91
				612,467.14
COMMON STOCK				
01-13-20	01-15-20	AGILENT TECHNOLOGIES INC	130.0000	11,366.60
01-13-20	01-15-20	AGILENT TECHNOLOGIES INC	2.0000	175.02
01-13-20	01-15-20	AMWAY ASIA PACIFIC LTD COM	14.0000	2,031.85
01-13-20	01-15-20	APPLE COMPUTER	219.0000	68,960.64
01-13-20	01-15-20	ABB LTD-SPON ADR	152.0000	3,642.60
01-13-20	01-15-20	AMBEV SA F ADR 1 ADR REPS 1 ORD SHS	967.0000	4,441.73
01-13-20	01-15-20	ABBOTT LABS COM	2.0000	170.11
01-13-20	01-15-20	ABBOTT LABS COM	1.0000	85.06
01-13-20	01-15-20	ABBOTT LABS COM	307.0000	26,107.05
01-13-20	01-15-20	ARCH CAP GROUP LTD NEW F	154.0000	6,706.13
01-13-20	01-15-20	ACCENTURE PLC-CLA	100.0000	20,917.57
01-13-20	01-15-20	ACCENTURE PLC-CLA	66.0000	13,804.94
01-13-20	01-15-20	ADOBE SYSTEMS INC	96.0000	33,099.45

Alaska Permanent Capital Management Co.
TRANSACTION SUMMARY
CITY AND BOROUGH OF WRANGELL
From 01-01-20 To 01-31-20

Trade Date	Settle Date	Security	Quantity	Trade Amount
01-13-20	01-15-20	ARCHER DANIELS MIDLAND COM	485.0000	21,500.81
01-13-20	01-15-20	ALLIANCE DATA SYSTEMS	7.0000	785.27
01-13-20	01-15-20	ALLERGAN INC COM	100.0000	19,128.60
01-13-20	01-15-20	ALLERGAN INC COM	100.0000	19,128.60
01-13-20	01-15-20	ALLERGAN INC COM	100.0000	19,128.60
01-13-20	01-15-20	ALLERGAN INC COM	5.0000	956.43
01-13-20	01-15-20	AMERICAN INTL GROUP COM	546.0000	28,589.77
01-13-20	01-15-20	AKZO NOBEL NV SPON ADR F SPONSORED ADR 3 A	88.0000	2,888.98
01-13-20	01-15-20	ALCAN ALUMINIUM NEW COM	1.0000	48.49
01-13-20	01-15-20	ALCAN ALUMINIUM NEW COM	99.0000	4,799.92
01-13-20	01-15-20	ALCAN ALUMINIUM NEW COM	157.0000	7,611.99
01-13-20	01-15-20	ALBEMARLE CORP	67.0000	5,068.12
01-13-20	01-15-20	ALCON INC F	71.0000	4,148.44
01-13-20	01-15-20	ALIGN TECHNOLOGY INC	5.0000	1,491.20
01-13-20	01-15-20	ALKERMES PLC F	66.0000	1,253.57
01-13-20	01-15-20	ALLSTATE CORP	444.0000	50,746.95
01-13-20	01-15-20	ALLISON TRANSMISSION	72.0000	3,529.01
01-13-20	01-15-20	ALEXION PHARMA INC	117.0000	13,324.85
01-13-20	01-15-20	AMC NETWORKS INC CL A	240.0000	9,767.80
01-13-20	01-15-20	AMGEN INC.	69.0000	16,341.97
01-13-20	01-15-20	AMGEN INC.	5.0000	1,184.21
01-13-20	01-15-20	AMGEN INC.	3.0000	710.53
01-13-20	01-15-20	AMGEN INC.	2.0000	473.68
01-13-20	01-15-20	AMERICAN TOWER SYSTEMS	37.0000	8,697.14
01-13-20	01-15-20	AMERICA MOVIL SAB L ADRF SPONSORED ADR	403.0000	6,433.77
01-13-20	01-15-20	AMAZON.COM INC	10.0000	18,892.11

Alaska Permanent Capital Management Co.
TRANSACTION SUMMARY
CITY AND BOROUGH OF WRANGELL
From 01-01-20 To 01-31-20

Trade Date	Settle Date	Security	Quantity	Trade Amount
01-13-20	01-15-20	AMAZON.COM INC	26.0000	49,117.40
01-13-20	01-15-20	ARISTA NETWORKS INC	5.0000	1,054.48
01-13-20	01-15-20	ANSYS INC	56.0000	14,776.71
01-13-20	01-15-20	ANTHEM INC	31.0000	9,190.10
01-13-20	01-15-20	AMPHENOL CORP	25.0000	2,725.32
01-13-20	01-15-20	AVERY DENNISON CORP COM	24.0000	3,143.16
01-13-20	01-15-20	ANHEUSER BUSCH COS INC COM	213.0000	17,293.51
01-13-20	01-15-20	BURLINGTON STORES	27.0000	6,242.95
01-13-20	01-15-20	CITIGROUP INC	130.0000	10,472.58
01-13-20	01-15-20	CITIGROUP INC	114.0000	9,184.06
01-13-20	01-15-20	CONAGRA INC COM	300.0000	9,611.83
01-13-20	01-15-20	CONAGRA INC COM	100.0000	3,203.94
01-13-20	01-15-20	CONAGRA INC COM	100.0000	3,203.94
01-13-20	01-15-20	CONAGRA INC COM	14.0000	448.55
01-13-20	01-15-20	CARDINAL HEALTH INC	453.0000	22,841.42
01-13-20	01-15-20	CBRE GROUP INC	217.0000	13,170.24
01-13-20	01-15-20	CITICORP COM	95.0000	13,597.07
01-13-20	01-15-20	CROWN CORK & SEAL INC COM	41.0000	2,973.67
01-13-20	01-15-20	CADENCE DESIGN SYS	67.0000	4,913.01
01-13-20	01-15-20	CDW CORP	1.0000	143.03
01-13-20	01-15-20	CDW CORP	76.0000	10,870.05
01-13-20	01-15-20	CELANESE CORP-SERIES A	79.0000	9,338.29
01-13-20	01-15-20	CNOOC LTD-ADR	34.0000	6,148.51
01-13-20	01-15-20	CERNER CORP	29.0000	2,121.08
01-13-20	01-15-20	CITIZENS FINL GROUP INC	580.0000	23,083.58
01-13-20	01-15-20	COMPAGNIE FINAN RIC ADRFUNSPONSORED ADR	1,141.0000	8,842.57
01-13-20	01-15-20	CHURCH & DWIGH CO INC	76.0000	5,381.83
01-13-20	01-15-20	CHOICE HOTELS INTL	4.0000	400.59
01-13-20	01-15-20	CHEMICAL BKG CORP COM	223.0000	9,461.69
01-13-20	01-15-20	C H ROBINSON WORLDWD	28.0000	2,250.95
01-13-20	01-15-20	CIGNA CORPORATION	112.0000	22,766.89

Alaska Permanent Capital Management Co.
TRANSACTION SUMMARY
CITY AND BOROUGH OF WRANGELL
From 01-01-20 To 01-31-20

Trade Date	Settle Date	Security	Quantity	Trade Amount
01-13-20	01-15-20	CHINA CONSTR BANK ARD FUNSPONSORED ADR	133.0000	2,346.74
01-13-20	01-15-20	CHINA CONSTR BANK ARD FUNSPONSORED ADR	506.0000	8,928.19
01-13-20	01-15-20	C I T GROUP INC	88.0000	3,923.29
01-13-20	01-15-20	CORELOGIC INC	80.0000	3,665.01
01-13-20	01-15-20	CONTINENTAL RESOURCE	118.0000	3,922.66
01-13-20	01-15-20	CDN IMPERIAL BK COMM F	9.0000	744.03
01-13-20	01-15-20	COMERICA INCORPORATED	202.0000	13,859.82
01-13-20	01-15-20	COMCAST CORP CLASS A	592.0000	27,080.48
01-13-20	01-15-20	COMCAST CORP CLASS A	1,649.0000	75,425.35
01-13-20	01-15-20	CENTENE CORP	15.0000	952.41
01-13-20	01-15-20	CANADIAN NATL RAILWAY F	141.0000	13,136.04
01-13-20	01-15-20	CABOT OIL & GAS	5.0000	85.92
01-13-20	01-15-20	CONOCOPHILLIPS	200.0000	13,002.73
01-13-20	01-15-20	CONOCOPHILLIPS	196.0000	12,741.72
01-13-20	01-15-20	CONOCOPHILLIPS	300.0000	19,502.60
01-13-20	01-15-20	COSTCO	74.0000	22,166.09
01-13-20	01-15-20	COPART INC	51.0000	4,900.90
01-13-20	01-15-20	CREE INC	249.0000	12,445.53
01-13-20	01-15-20	CARTERS INC	74.0000	8,043.63
01-13-20	01-15-20	CARTERS INC	4.0000	434.79
01-13-20	01-15-20	CHARLES RIVER LABS	4.0000	635.96
01-13-20	01-15-20	SALESFORCE COM	229.0000	42,106.25
01-13-20	01-15-20	CERENCE INC	99.0000	2,014.64
01-13-20	01-15-20	CARREFOUR SA ADR NEW F SPONSORED ADR 1 ADR	128.0000	431.35
01-13-20	01-15-20	CISCO SYSTEMS	907.0000	43,364.49
01-13-20	01-15-20	COSTAR GROUP INC	7.0000	4,502.74
01-13-20	01-15-20	CARLISLE CO	18.0000	2,895.42
01-13-20	01-15-20	CARLISLE CO	2.0000	321.71

Alaska Permanent Capital Management Co.
TRANSACTION SUMMARY
CITY AND BOROUGH OF WRANGELL
From 01-01-20 To 01-31-20

Trade Date	Settle Date	Security	Quantity	Trade Amount
01-13-20	01-15-20	CINTAS CORP	18.0000	5,090.11
01-13-20	01-15-20	CORTEVA INC	139.0000	3,938.29
01-13-20	01-15-20	CITRIX SYSTEMS INC	100.0000	11,511.76
01-13-20	01-15-20	CITRIX SYSTEMS INC	37.0000	4,259.35
01-13-20	01-15-20	CITRIX SYSTEMS INC	58.0000	6,677.34
01-13-20	01-15-20	CARNIVAL PLC ADR FSPONSORED ADR	21.0000	981.03
01-13-20	01-15-20	CVS CORP	316.0000	22,901.63
01-13-20	01-15-20	DBS GROUP HOLDINGS ADR F SPONSORED ADR NEW	211.0000	16,458.72
01-13-20	01-15-20	DU PONT E I DE NEMOURS COM	139.0000	8,366.74
01-13-20	01-15-20	QUEST DIAGNOSTIC INC	426.0000	45,397.58
01-13-20	01-15-20	DANAHER CORP	48.0000	7,655.04
01-13-20	01-15-20	DISNEY WALT CO DEL COM	162.0000	23,291.43
01-13-20	01-15-20	DISCOVERY COMM INC	237.0000	7,520.06
01-13-20	01-15-20	DISCOVERY COMM INC	100.0000	3,172.93
01-13-20	01-15-20	DISCOVERY COMM INC	100.0000	3,172.93
01-13-20	01-15-20	DISCOVERY COMM INC	100.0000	3,172.93
01-13-20	01-15-20	DOLBY LABORATORIES INC	1.0000	68.98
01-13-20	01-15-20	DOLBY LABORATORIES INC	100.0000	6,896.86
01-13-20	01-15-20	DOLBY LABORATORIES INC	100.0000	6,896.86
01-13-20	01-15-20	DOLBY LABORATORIES INC	5.0000	344.84
01-13-20	01-15-20	DOLBY LABORATORIES INC	21.0000	1,448.34
01-13-20	01-15-20	DOLLAR TREE INC	200.0000	18,153.62
01-13-20	01-15-20	DOLLAR TREE INC	5.0000	453.84
01-13-20	01-15-20	DOLLAR TREE INC	51.0000	4,629.17
01-13-20	01-15-20	DUNKIN BRANDS GROUP	97.0000	7,574.27
01-13-20	01-15-20	NOW INC	484.0000	5,519.28

Alaska Permanent Capital Management Co.
TRANSACTION SUMMARY
CITY AND BOROUGH OF WRANGELL
From 01-01-20 To 01-31-20

Trade Date	Settle Date	Security	Quantity	Trade Amount
01-13-20	01-15-20	DOW CHEM CO COM	1.0000	52.09
01-13-20	01-15-20	DOW CHEM CO COM	138.0000	7,187.58
01-13-20	01-15-20	DEUTSCHE POST NEW ADR F SPONSORED ADR 1 AD	52.0000	1,956.15
01-13-20	01-15-20	DOMINOS PIZZA INC	4.0000	1,136.78
01-13-20	01-15-20	DAVITA INC	43.0000	3,306.42
01-13-20	01-15-20	ENCANA CORP F	299.0000	1,297.66
01-13-20	01-15-20	ECOLAB INC COM	5.0000	954.78
01-13-20	01-15-20	ECOLAB INC COM	5.0000	954.78
01-13-20	01-15-20	EURONET WORLDWIDE	84.0000	13,758.42
01-13-20	01-15-20	EDISON INTERNL	372.0000	28,057.33
01-13-20	01-15-20	ESTEE LAUDER COMPANIES-CL A	96.0000	20,418.80
01-13-20	01-15-20	ELANCO ANIMAL HEALTH INC	1.0000	28.24
01-13-20	01-15-20	ELANCO ANIMAL HEALTH INC	42.0000	1,185.89
01-13-20	01-15-20	EMCOR GROUP INC	89.0000	7,688.62
01-13-20	01-15-20	ENBRIDGE INC F	62.0000	2,493.28
01-13-20	01-15-20	EQUINIX INC	18.0000	10,675.18
01-13-20	01-15-20	EATON CORP COM	234.0000	22,193.08
01-13-20	01-15-20	EDWARDS LIFESCIENCES CORP	68.0000	15,880.93
01-13-20	01-15-20	EAST WEST BANCORP	128.0000	6,054.91
01-13-20	01-15-20	EXELON CORP	352.0000	16,316.13
01-13-20	01-15-20	EXELIXIS INC	52.0000	960.16
01-13-20	01-15-20	EXPEDITORS INTL WASH	48.0000	3,719.68
01-13-20	01-15-20	EXPEDIA INC	56.0000	6,189.44
01-13-20	01-15-20	FASTENAL CO	84.0000	3,066.22
01-13-20	01-15-20	FACEBOOK INC CLASS A	1.0000	220.78
01-13-20	01-15-20	FACEBOOK INC CLASS A	100.0000	22,077.93
01-13-20	01-15-20	FACEBOOK INC CLASS A	53.0000	11,701.48
01-13-20	01-15-20	FORTUNE BRANDS HM&S	60.0000	4,077.48
01-13-20	01-15-20	FREEPORT MCMORAN COPPER	250.0000	3,385.68

Alaska Permanent Capital Management Co.
TRANSACTION SUMMARY
CITY AND BOROUGH OF WRANGELL
From 01-01-20 To 01-31-20

Trade Date	Settle Date	Security	Quantity	Trade Amount
01-13-20	01-15-20	FREEPORT MCMORAN COPPER	200.0000	2,708.54
01-13-20	01-15-20	FREEPORT MCMORAN COPPER	1,243.0000	16,836.09
01-13-20	01-15-20	FOOT LOCKER INC	139.0000	5,387.79
01-13-20	01-15-20	FLUOR CORP COM	100.0000	1,886.26
01-13-20	01-15-20	FLUOR CORP COM	100.0000	1,886.46
01-13-20	01-15-20	FLUOR CORP COM	90.0000	1,697.63
01-13-20	01-15-20	FLUOR CORP COM	95.0000	1,791.95
01-13-20	01-15-20	FLEET FINL GROUP INC COM	44.0000	13,191.72
01-13-20	01-15-20	FLOOR & DECOR HOLDINGS I	55.0000	2,585.62
01-13-20	01-15-20	FIDELITY NATL FINL	134.0000	6,204.51
01-13-20	01-15-20	FIRST REPUBLIC BANK	77.0000	8,847.43
01-13-20	01-15-20	FORTINET INC	113.0000	13,141.44
01-13-20	01-15-20	LIBERTY MEDIA CORP	31.0000	1,348.59
01-13-20	01-15-20	LIBERTY MEDIA CORP	47.0000	2,148.62
01-13-20	01-15-20	GILLETTE CO COM	2.0000	87.40
01-13-20	01-15-20	GILLETTE CO COM	1.0000	43.70
01-13-20	01-15-20	GILLETTE CO COM	77.0000	3,364.83
01-13-20	01-15-20	GILLETTE CO COM	100.0000	4,369.91
01-13-20	01-15-20	GILLETTE CO COM	100.0000	4,369.91
01-13-20	01-15-20	GLACIER BANCORP INC	48.0000	2,142.59
01-13-20	01-15-20	GO DADDY GROUP INC CLASS A	47.0000	3,398.22
01-13-20	01-15-20	GENERAL ELEC CO COM	841.0000	10,142.67
01-13-20	01-15-20	GILDAN ACTIVEWEAR F	43.0000	1,233.43
01-13-20	01-15-20	G C I LIBERTY INC CLASS A	49.0000	3,609.84
01-13-20	01-15-20	GENERAL MTRS CORP COM	459.0000	16,015.33
01-13-20	01-15-20	GNC HOLDINGS INC CLASS A	106.0000	237.82
01-13-20	01-15-20	ALPHABET INC. CLASS C	45.0000	64,669.35

Alaska Permanent Capital Management Co.
TRANSACTION SUMMARY
CITY AND BOROUGH OF WRANGELL
From 01-01-20 To 01-31-20

Trade Date	Settle Date	Security	Quantity	Trade Amount
01-13-20	01-15-20	GLOBAL PAYMENTS INC	71.0000	13,719.76
01-13-20	01-15-20	GRACE W R & CO COM	14.0000	968.01
01-13-20	01-15-20	GRAINGER W W INC COM	10.0000	3,450.89
01-13-20	01-15-20	GRAINGER W W INC COM	6.0000	2,070.54
01-13-20	01-15-20	HALLIBURTON CO COM	722.0000	17,181.07
01-13-20	01-15-20	HOME DEPOT INC COM	72.0000	16,063.42
01-13-20	01-15-20	HILTON HOTELS CORP COM	47.0000	5,122.33
01-13-20	01-15-20	HARLEY DAVIDSON INC	16.0000	565.03
01-13-20	01-15-20	HONEYWELL INC COM	100.0000	18,121.62
01-13-20	01-15-20	HONEYWELL INC COM	19.0000	3,443.11
01-13-20	01-15-20	HONEYWELL INC COM	20.0000	3,623.24
01-13-20	01-15-20	HEXCEL CORP	149.0000	11,876.54
01-13-20	01-15-20	IDEXX LABS INC	10.0000	2,830.46
01-13-20	01-15-20	IDEX CORP	9.0000	1,564.40
01-13-20	01-15-20	IDEX CORP	1.0000	173.83
01-13-20	01-15-20	IDEX CORP	10.0000	1,737.85
01-13-20	01-15-20	ILLUMINA INC	61.0000	19,826.43
01-13-20	01-15-20	IMMUNOGEN INC	20.0000	88.26
01-13-20	01-15-20	IMMUNOGEN INC	281.0000	1,240.19
01-13-20	01-15-20	INCYTE CORPORATION	32.0000	2,460.44
01-13-20	01-15-20	IHS MARKIT LTD F	61.0000	4,852.46
01-13-20	01-15-20	I N G GROEP N V ADR F 1 ADR REP 1 ORD	89.0000	1,068.39
01-13-20	01-15-20	INTEL CORPORATION	785.0000	46,779.77
01-13-20	01-15-20	INTEL CORPORATION	100.0000	5,958.88
01-13-20	01-15-20	IONIS PHARMACEUTICALS IN	300.0000	18,768.99
01-13-20	01-15-20	IONIS PHARMACEUTICALS IN	58.0000	3,628.67
01-13-20	01-15-20	INTL PAPER CO COM	253.0000	11,262.07
01-13-20	01-15-20	INGERSOLL-RAND CO.	4.0000	525.71
01-13-20	01-15-20	INTUITIVE SURGICAL	27.0000	16,303.05
01-13-20	01-15-20	Jacobs Engineering	67.0000	6,106.92
01-13-20	01-15-20	Jacobs Engineering	74.0000	6,744.52

Alaska Permanent Capital Management Co.
TRANSACTION SUMMARY
CITY AND BOROUGH OF WRANGELL
From 01-01-20 To 01-31-20

Trade Date	Settle Date	Security	Quantity	Trade Amount
01-13-20	01-15-20	JAZZ PHARMACEUTICAL F	18.0000	2,619.54
01-13-20	01-15-20	JETBLUE AIRWAYS CORP	39.0000	721.88
01-13-20	01-15-20	JOHNSON CTLS INC COM	524.0000	21,625.08
01-13-20	01-15-20	JELD WEN HOLDING INC	49.0000	1,222.42
01-13-20	01-15-20	JOHNSON & JOHNSON COM	100.0000	14,510.70
01-13-20	01-15-20	JOHNSON & JOHNSON COM	10.0000	1,451.07
01-13-20	01-15-20	JOHNSON & JOHNSON COM	100.0000	14,511.20
01-13-20	01-15-20	JOHNSON & JOHNSON COM	99.0000	14,365.59
01-13-20	01-15-20	MORGAN J P & CO INC COM	105.0000	14,348.32
01-13-20	01-15-20	MORGAN J P & CO INC COM	300.0000	40,995.20
01-13-20	01-15-20	KAO CORP F UNSPONSORED ADR 1 ADR REPS 0.2	684.0000	11,446.50
01-13-20	01-15-20	KB FINANCIAL GROUP ADR F SPONSORED ADR 1 A	168.0000	6,740.66
01-13-20	01-15-20	K D D I CORP ADR FUNSPONSORED ADR	91.0000	1,363.61
01-13-20	01-15-20	K D D I CORP ADR FUNSPONSORED ADR	100.0000	1,498.47
01-13-20	01-15-20	KEYSIGHT TECHNOLOGIES	44.0000	4,472.07
01-13-20	01-15-20	KEYSIGHT TECHNOLOGIES	100.0000	10,163.79
01-13-20	01-15-20	KOC HOLDINGS AS ADR FUNSPONSORED ADR	255.0000	4,498.11
01-13-20	01-15-20	K L A TENCOR CORP	4.0000	697.43
01-13-20	01-15-20	K L A TENCOR CORP	71.0000	12,378.89
01-13-20	01-15-20	K L A TENCOR CORP	1.0000	174.36

Alaska Permanent Capital Management Co.
TRANSACTION SUMMARY
CITY AND BOROUGH OF WRANGELL
From 01-01-20 To 01-31-20

Trade Date	Settle Date	Security	Quantity	Trade Amount
01-13-20	01-15-20	KOMATSU LTD ADR NEW FSPONSORED ADR	583.0000	13,892.60
01-13-20	01-15-20	CARMAX INC	33.0000	2,992.06
01-13-20	01-15-20	CARMAX INC	15.0000	1,360.02
01-13-20	01-15-20	CARMAX INC	1.0000	90.67
01-13-20	01-15-20	COCA COLA CO COM	41.0000	2,298.21
01-13-20	01-15-20	KANSAS CITY SOUTHERN	100.0000	15,965.67
01-13-20	01-15-20	KANSAS CITY SOUTHERN	46.0000	7,344.21
01-13-20	01-15-20	KONTOOR BRANDS INC	11.0000	454.40
01-13-20	01-15-20	LIBERTY BROADBAND CO	23.0000	2,957.71
01-13-20	01-15-20	LIBERTY BROADBAND CO	86.0000	11,172.40
01-13-20	01-15-20	LIBERTY GLOBAL INC F	72.0000	1,443.89
01-13-20	01-15-20	LAB CO OF AMER HLDG	77.0000	13,768.71
01-13-20	01-15-20	L3HARRIS TECHNOLOGIES IN	326.0000	69,010.23
01-13-20	01-15-20	LENNOX INTERNATIONAL	37.0000	9,119.75
01-13-20	01-15-20	LINDE PLC F	21.0000	4,425.54
01-13-20	01-15-20	LOCKHEED MARTIN CORP	54.0000	22,568.17
01-13-20	01-15-20	LOGMEIN INC	62.0000	5,332.52
01-13-20	01-15-20	LOWES COS INC COM	322.0000	39,011.84
01-13-20	01-15-20	LPL FINANCIAL HLDGS	38.0000	3,738.66
01-13-20	01-15-20	LANDSTAR SYS INC	10.0000	1,136.88
01-13-20	01-15-20	LIBERTY MEDIA CORP	130.0000	6,213.49
01-13-20	01-15-20	LIBERTY MEDIA CORP	261.0000	12,546.64
01-13-20	01-15-20	LULULEMON ATHLETICA INC.	20.0000	4,878.13
01-13-20	01-15-20	LULULEMON ATHLETICA INC.	10.0000	2,439.05
01-13-20	01-15-20	LULULEMON ATHLETICA INC.	54.0000	13,168.17
01-13-20	01-15-20	LULULEMON ATHLETICA INC.	11.0000	2,682.40
01-13-20	01-15-20	LLOYDS BANKING GP ADR F SPONSORED ADR 1 AD	365.0000	1,114.33
01-13-20	01-15-20	LIVE NATION ENTRTMNT	100.0000	7,251.35

Alaska Permanent Capital Management Co.
TRANSACTION SUMMARY
CITY AND BOROUGH OF WRANGELL
From 01-01-20 To 01-31-20

Trade Date	Settle Date	Security	Quantity	Trade Amount
01-13-20	01-15-20	LIVE NATION ENTRTMNT	3.0000	217.50
01-13-20	01-15-20	LIVE NATION ENTRTMNT	46.0000	3,335.09
01-13-20	01-15-20	LIVE NATION ENTRTMNT	3.0000	217.50
01-13-20	01-15-20	MAY DEPT STORES CO COM	166.0000	52,223.23
01-13-20	01-15-20	MARRIOTT INT'L INC.	1.0000	146.45
01-13-20	01-15-20	MARRIOTT INT'L INC.	60.0000	8,786.82
01-13-20	01-15-20	MARRIOTT INT'L INC.	21.0000	3,075.39
01-13-20	01-15-20	MASCO CORP COM	56.0000	2,671.90
01-13-20	01-15-20	MASIMO CORP	15.0000	2,475.70
01-13-20	01-15-20	MCDONALDS CORP COM	8.0000	1,649.65
01-13-20	01-15-20	MONDELEZ INTL INC CL A	912.0000	49,715.10
01-13-20	01-15-20	MEDTRONIC INC COM	100.0000	11,739.76
01-13-20	01-15-20	MEDTRONIC INC COM	32.0000	3,756.72
01-13-20	01-15-20	MEDTRONIC INC COM	472.0000	55,411.65
01-13-20	01-15-20	METLIFE INC	398.0000	20,955.66
01-13-20	01-15-20	MANULIFE FINANCIAL CORPF	121.0000	2,546.21
01-13-20	01-15-20	MICHELIN COMPAGNIE ADR F UNSPONSORED ADR 5	244.0000	6,009.84
01-13-20	01-15-20	MICHELIN COMPAGNIE ADR F UNSPONSORED ADR 5	300.0000	7,389.15
01-13-20	01-15-20	MOHAWK INDUSTRIES	53.0000	6,785.25
01-13-20	01-15-20	MARKEL CORP HOLDING COMPANY	4.0000	4,672.31
01-13-20	01-15-20	MARSH & MCLENNAN COS COM	275.0000	30,791.14
01-13-20	01-15-20	MINNESOTA MNG & MFG CO COM	6.0000	1,088.19
01-13-20	01-15-20	MOLINA HEALTHCARE	1.0000	140.28
01-13-20	01-15-20	MOLINA HEALTHCARE	32.0000	4,488.87
01-13-20	01-15-20	MERCK & CO INC COM	699.0000	62,454.36
01-13-20	01-15-20	USX MARATHON GROUP COM NEW	1,327.0000	17,467.34

Alaska Permanent Capital Management Co.
TRANSACTION SUMMARY
CITY AND BOROUGH OF WRANGELL
From 01-01-20 To 01-31-20

Trade Date	Settle Date	Security	Quantity	Trade Amount
01-13-20	01-15-20	MORGAN STANLEY COM	366.0000	19,248.56
01-13-20	01-15-20	MICROSOFT CORP	350.0000	56,947.32
01-13-20	01-15-20	MICROSOFT CORP	36.0000	5,857.44
01-13-20	01-15-20	M S G NETWORK INC	99.0000	1,539.27
01-13-20	01-15-20	NTNL INSTRUMENTS	23.0000	1,018.52
01-13-20	01-15-20	NEXTERA ENERGY INC	8.0000	1,969.32
01-13-20	01-15-20	NEWMARKET CORPORATION	3.0000	1,393.59
01-13-20	01-15-20	NETFLIX INC	96.0000	32,652.04
01-13-20	01-15-20	NIKE INC CL B	215.0000	21,889.97
01-13-20	01-15-20	NORTHROP GRUMMAN CORP COM	1.0000	376.72
01-13-20	01-15-20	NORTHROP GRUMMAN CORP COM	84.0000	31,644.66
01-13-20	01-15-20	NATIONAL OILWELL VARCO	290.0000	6,854.59
01-13-20	01-15-20	SERVICE NOW INC	80.0000	24,340.83
01-13-20	01-15-20	NESTLE SA-SPONS ADR FOR REG	25.0000	2,663.07
01-13-20	01-15-20	NETWORK APPLIANCE INC	4.0000	256.19
01-13-20	01-15-20	NETWORK APPLIANCE INC	5.0000	320.24
01-13-20	01-15-20	NETWORK APPLIANCE INC	28.0000	1,793.36
01-13-20	01-15-20	NETWORK APPLIANCE INC	7.0000	448.34
01-13-20	01-15-20	NETWORK APPLIANCE INC	40.0000	2,561.95
01-13-20	01-15-20	NUANCE COMMUN INC	796.0000	15,341.23
01-13-20	01-15-20	NUCOR CORP COM	358.0000	19,210.78
01-13-20	01-15-20	NUCOR CORP COM	100.0000	5,366.39
01-13-20	01-15-20	NVIDIA CORP	1.0000	251.28
01-13-20	01-15-20	NVIDIA CORP	92.0000	23,117.28
01-13-20	01-15-20	NOVARTIS A G SPON ADR F SPONSORED ADR1	361.0000	33,840.41

Alaska Permanent Capital Management Co.
TRANSACTION SUMMARY
CITY AND BOROUGH OF WRANGELL
From 01-01-20 To 01-31-20

Trade Date	Settle Date	Security	Quantity	Trade Amount
01-13-20	01-15-20	OAO GAZPROM SPON ADR F SPONSORED ADR 1 ADR	764.0000	6,234.11
01-13-20	01-15-20	OWENS-ILLINOIS INC	9.0000	124.33
01-13-20	01-15-20	ONEOK INC	9.0000	684.35
01-13-20	01-15-20	ON SEMICONDUCTOR CO	51.0000	1,280.72
01-13-20	01-15-20	ORACLE SYSTEMS CORP	783.0000	42,822.87
01-13-20	01-15-20	O REILLY AUTOMOTIVE	10.0000	4,353.49
01-13-20	01-15-20	OCCIDENTAL PETE CP DEL COM	716.0000	33,186.63
01-13-20	01-15-20	PALO ALTO NETWORKS	14.0000	3,377.94
01-13-20	01-15-20	PUBLIC SVC ENTERPRISE COM	339.0000	19,797.46
01-13-20	01-15-20	PFIZER INC COM	1,066.0000	42,186.08
01-13-20	01-15-20	PROCTER & GAMBLE CO COM	27.0000	3,359.23
01-13-20	01-15-20	PROGRESSIVE CORP	116.0000	8,668.50
01-13-20	01-15-20	PHILIP MORRIS INTERNAT'L	189.0000	16,593.29
01-13-20	01-15-20	PNC BK CORP COM	2.0000	317.97
01-13-20	01-15-20	PNC BK CORP COM	11.0000	1,748.85
01-13-20	01-15-20	PENTAIR LTD F	176.0000	8,056.62
01-13-20	01-15-20	POST HOLDINGS INC	18.0000	1,963.40
01-13-20	01-15-20	PPG INDS INC COM	20.0000	2,571.71
01-13-20	01-15-20	PRA HEALTH SCIENCES	2.0000	207.10
01-13-20	01-15-20	PRA HEALTH SCIENCES	7.0000	724.49
01-13-20	01-15-20	PHILLIPS 66	16.0000	1,676.71
01-13-20	01-15-20	PRUDENTIAL CORP PLC ADRFSPONSORED ADR	733.0000	28,062.33
01-13-20	01-15-20	PHILLIPS-VAN HEUSEN	77.0000	7,745.93
01-13-20	01-15-20	PIONEER NATURAL RES	40.0000	5,873.88
01-13-20	01-15-20	PAYPAL HOLDINGS INCO	154.0000	17,796.41
01-13-20	01-15-20	QURATE RETAIL INC	657.0000	5,757.30
01-13-20	01-15-20	RENAL CARE GROUP INC	187.0000	9,271.27
01-13-20	01-15-20	ROYAL DUTCH SHELL A ADRFSPONSORED ADR	850.0000	50,051.21

Alaska Permanent Capital Management Co.
TRANSACTION SUMMARY
CITY AND BOROUGH OF WRANGELL
From 01-01-20 To 01-31-20

Trade Date	Settle Date	Security	Quantity	Trade Amount
01-13-20	01-15-20	ROYAL DUTCH SHELL PLC	45.0000	2,700.84
01-13-20	01-15-20	ROYAL DUTCH SHELL PLC	1.0000	60.02
01-13-20	01-15-20	EVEREST RE GROUP LTD F	39.0000	10,781.68
01-13-20	01-15-20	REINSURANCE GP AMER	25.0000	3,924.42
01-13-20	01-15-20	REINSURANCE GP AMER	7.0000	1,098.84
01-13-20	01-15-20	REINSURANCE GP AMER	5.0000	784.88
01-13-20	01-15-20	REINSURANCE GP AMER	72.0000	11,302.33
01-13-20	01-15-20	ROBERT HALF INTL INC	47.0000	2,939.62
01-13-20	01-15-20	RESMED INC	13.0000	2,053.16
01-13-20	01-15-20	RINGCENTRAL INC CLASS A	4.0000	745.69
01-13-20	01-15-20	ROCKWELL INTL CORP COM	4.0000	822.04
01-13-20	01-15-20	ROPER TECHNOLOGIES	18.0000	6,730.49
01-13-20	01-15-20	ROSS STORES INC	145.0000	17,423.10
01-13-20	01-15-20	RR DONNELLEY & SONS	83.0000	294.38
01-13-20	01-15-20	RAYTHEON CO COM	146.0000	33,101.22
01-13-20	01-15-20	ROLLS-ROYCE HLDGS ADR FSPONSORED ADR	193.0000	1,732.14
01-13-20	01-15-20	SAGE THERAPEUTICS	15.0000	1,142.68
01-13-20	01-15-20	SAGE THERAPEUTICS	20.0000	1,523.57
01-13-20	01-15-20	S A P AG ADR F SPONSORED ADR 1 ADR REP 1 O	276.0000	38,135.32
01-13-20	01-15-20	SBERBANK ADR FSPONSORED ADR	646.0000	11,130.35
01-13-20	01-15-20	S E I INVESTMENTS CO	133.0000	8,804.94
01-13-20	01-15-20	SHINHAN FINL GROUP ADR F SPONSORED ADR 1 A	128.0000	4,624.71
01-13-20	01-15-20	S K TELECOM LTD ADR FSPONSORED ADR	93.0000	2,093.77
01-13-20	01-15-20	SCHLUMBERGER LTD COM	47.0000	1,848.53
01-13-20	01-15-20	SLM CORPORATION	423.0000	3,553.85

Alaska Permanent Capital Management Co.
TRANSACTION SUMMARY
CITY AND BOROUGH OF WRANGELL
From 01-01-20 To 01-31-20

Trade Date	Settle Date	Security	Quantity	Trade Amount
01-13-20	01-15-20	SANOFI ADR F SPONSORED ADR 2 ADR REP 1 ORD	372.0000	19,125.98
01-13-20	01-15-20	S&P GLOBAL INC	45.0000	13,131.63
01-13-20	01-15-20	SPLUNK INC	93.0000	14,644.17
01-13-20	01-15-20	SPIRIT AEROSYSTEMS HOLD CLA	47.0000	3,241.52
01-13-20	01-15-20	SQUARE INC CLASS A	154.0000	10,537.01
01-13-20	01-15-20	SEAGATE TECHNOLOGY PLC F	735.0000	44,657.68
01-13-20	01-15-20	CONSTELLATION BRAND CLASS A	1.0000	188.37
01-13-20	01-15-20	CONSTELLATION BRAND CLASS A	18.0000	3,390.59
01-13-20	01-15-20	SUNCOR ENERGY INC	537.0000	18,172.18
01-13-20	01-15-20	SYNCHRONY FINANCIAL	51.0000	1,802.05
01-13-20	01-15-20	SYSCO CORP COM	23.0000	1,932.74
01-13-20	01-15-20	AT&T CORP COM	444.0000	16,944.91
01-13-20	01-15-20	AT&T CORP COM	974.0000	37,168.04
01-13-20	01-15-20	TENCENT HOLDINGS ADR FUNSPONSORED ADR	629.0000	32,999.81
01-13-20	01-15-20	ATLASSIAN CORP PLC	25.0000	3,400.44
01-13-20	01-15-20	TELE-COMMUNICATIONS INC NEW CL A	300.0000	29,213.40
01-13-20	01-15-20	TELE-COMMUNICATIONS INC NEW CL A	80.0000	7,790.24
01-13-20	01-15-20	TELE-COMMUNICATIONS INC NEW CL A	100.0000	9,739.80
01-13-20	01-15-20	TELE-COMMUNICATIONS INC NEW CL A	1.0000	97.40
01-13-20	01-15-20	TELE-COMMUNICATIONS INC NEW CL A	2.0000	194.80
01-13-20	01-15-20	TELENOR ASA ADR F SPONSORED ADR 1 ADR REP	200.0000	3,605.93

Alaska Permanent Capital Management Co.
TRANSACTION SUMMARY
CITY AND BOROUGH OF WRANGELL
From 01-01-20 To 01-31-20

Trade Date	Settle Date	Security	Quantity	Trade Amount
01-13-20	01-15-20	TELENOR ASA ADR F SPONSORED ADR 1 ADR REP	579.0000	10,439.15
01-13-20	01-15-20	TRUIST FINL CORP	482.0000	26,997.47
01-13-20	01-15-20	TARGET CORP	208.0000	25,620.29
01-13-20	01-15-20	TELEKOMUNIK INDONESIA-SP ADR	171.0000	5,009.67
01-13-20	01-15-20	TOLL BROTHERS INC	20.0000	840.48
01-13-20	01-15-20	TOTAL S A ADR F 1 ADR REP 1 ORD	314.0000	17,381.24
01-13-20	01-15-20	TRANSCANADA CORP	191.0000	10,077.64
01-13-20	01-15-20	TRAVELERS COS INC	9.0000	1,221.43
01-13-20	01-15-20	TESLA MOTORS INC	50.0000	25,447.47
01-13-20	01-15-20	TESLA MOTORS INC	6.0000	3,053.70
01-13-20	01-15-20	TAIWAN SEMICONDUCTR ADRF SPONSORED ADR 1 A	234.0000	14,003.49
01-13-20	01-15-20	TWITTER INC	823.0000	26,856.56
01-13-20	01-15-20	TWITTER INC	300.0000	9,789.70
01-13-20	01-15-20	TWITTER INC	100.0000	3,263.23
01-13-20	01-15-20	TWITTER INC	100.0000	3,263.23
01-13-20	01-15-20	TEXACO INC COM	98.0000	2,297.07
01-13-20	01-15-20	TEXAS INSTRS INC COM	14.0000	1,818.70
01-13-20	01-15-20	UNILEVER PLC-SPONSORED ADR	368.0000	20,792.97
01-13-20	01-15-20	UNITED HEALTHCARE	295.0000	85,679.27
01-13-20	01-15-20	UNITED HEALTHCARE	20.0000	5,808.28
01-13-20	01-15-20	UNION PAC CORP COM	95.0000	17,023.48
01-13-20	01-15-20	UNITED PARCEL SERVICE CLB	18.0000	2,106.55
01-13-20	01-15-20	URBAN OUTFITTERS INC	142.0000	3,730.30
01-13-20	01-15-20	US BANCORP DEL NEW	391.0000	22,024.57
01-13-20	01-15-20	UNITED TECHNOLOGIES CP COM	72.0000	10,928.65
01-13-20	01-15-20	UNITED TECHNOLOGIES CP COM	8.0000	1,214.29

Alaska Permanent Capital Management Co.
TRANSACTION SUMMARY
CITY AND BOROUGH OF WRANGELL
From 01-01-20 To 01-31-20

Trade Date	Settle Date	Security	Quantity	Trade Amount
01-13-20	01-15-20	VISA INC CL A CLASS A	212.0000	41,236.69
01-13-20	01-15-20	VEEVA SYSTEMS INC	89.0000	13,185.08
01-13-20	01-15-20	V F CORP COM	81.0000	7,744.25
01-13-20	01-15-20	VIVENDI SA NEW ADR F UNSPONSORED ADR 1 ADR	738.0000	21,047.32
01-13-20	01-15-20	VALERO ENERGY CORP NEW	171.0000	16,646.61
01-13-20	01-15-20	VULCAN MATERIALS COM	11.0000	1,568.06
01-13-20	01-15-20	VODAFONE GROUP PLC-SPS ADR	94.0000	1,850.35
01-13-20	01-15-20	VERTEX PHARMACEUTICALS	100.0000	22,639.53
01-13-20	01-15-20	VERTEX PHARMACEUTICALS	85.0000	19,243.60
01-13-20	01-15-20	VERTEX PHARMACEUTICALS	38.0000	8,603.02
01-13-20	01-15-20	VERIZON COMMUNICATIONS	716.0000	42,237.33
01-13-20	01-15-20	WABTEC	1.0000	78.00
01-13-20	01-15-20	WABTEC	56.0000	4,367.91
01-13-20	01-15-20	WORKDAY INC CLASS A	101.0000	18,366.37
01-13-20	01-15-20	WESTERN DIGITAL CORP	363.0000	25,188.78
01-13-20	01-15-20	WADDELL & REED FINL CL A	10.0000	167.21
01-13-20	01-15-20	WISCONSIN ENERGY CP HLDG CO	29.0000	2,697.91
01-13-20	01-15-20	WENDYS INTL INC COM	51.0000	1,088.51
01-13-20	01-15-20	WEX INC	10.0000	2,185.98
01-13-20	01-15-20	WEATHERFORD INTL ORDF	4.0000	127.97
01-13-20	01-15-20	WESTLAKE CHEMICAL CO	109.0000	7,508.85
01-13-20	01-15-20	WASTE MANAGEMENT INC	250.0000	29,240.29
01-13-20	01-15-20	WILLIAMS COS INC DEL COM	71.0000	1,676.41

Alaska Permanent Capital Management Co.
TRANSACTION SUMMARY
CITY AND BOROUGH OF WRANGELL
From 01-01-20 To 01-31-20

Trade Date	Settle Date	Security	Quantity	Trade Amount
01-13-20	01-15-20	WAL MART STORES INC COM	177.0000	20,449.04
01-13-20	01-15-20	BERKLEY W R CORP	42.0000	2,853.04
01-13-20	01-15-20	WESTERN UNION CO	90.0000	2,364.61
01-13-20	01-15-20	WYNDHAM WORLDWIDE CORP	99.0000	5,062.76
01-13-20	01-15-20	WYNDHAM WORLDWIDE CORP	100.0000	5,115.09
01-13-20	01-15-20	XILINX INC	35.0000	3,489.78
01-13-20	01-15-20	XILINX INC	30.0000	2,991.24
01-13-20	01-15-20	XILINX INC	35.0000	3,489.78
01-13-20	01-15-20	EXXON MOBIL CORP	23.0000	1,602.01
01-13-20	01-15-20	XPO LOGISTICS INC	60.0000	4,734.16
01-13-20	01-15-20	ZEBRA TECHNOLOGIES	15.0000	3,698.82
01-13-20	01-15-20	ZENDESK INC	4.0000	334.42
01-13-20	01-15-20	ZOETIS INC CLASS A	15.0000	2,041.76
01-14-20	01-16-20	AIA GROUP LTD NEW ADR F SPONSORED ADR 1 AD	409.0000	18,406.26
01-14-20	01-16-20	AUTODESK INC	292.0000	55,946.27
01-14-20	01-16-20	A O N PLC F	147.0000	30,606.48
01-14-20	01-16-20	AVAGO TECHNOLOGIES F	300.0000	91,062.81
01-14-20	01-16-20	AXALTA COATING SYSTE F	109.0000	3,369.85
01-14-20	01-16-20	ASTRAZENECA PLC ADR FSPONSORED ADR	508.0000	25,430.46
01-14-20	01-16-20	AUTOZONE INC	6.0000	6,715.12
01-14-20	01-16-20	BOEING CO COM	82.0000	27,400.55
01-14-20	01-16-20	ALIBABA GROUP HLDG F ADR 1 ADR REPS 1 ORD	142.0000	32,175.96
01-14-20	01-16-20	BANKAMERICA CORP COM	10.0000	355.12
01-14-20	01-16-20	BANKAMERICA CORP COM	748.0000	26,563.40
01-14-20	01-16-20	BOOZ ALLEN HAMILTON CLASS A	107.0000	8,374.10

Alaska Permanent Capital Management Co.
TRANSACTION SUMMARY
CITY AND BOROUGH OF WRANGELL
From 01-01-20 To 01-31-20

Trade Date	Settle Date	Security	Quantity	Trade Amount
01-14-20	01-16-20	BROOKFIELD ASSET MGM F	78.0000	4,682.01
01-14-20	01-16-20	BASF SE F ADR 1 ADR REPS 1 ORD SHS	162.0000	2,913.51
01-14-20	01-16-20	BARCLAYS PLC ADR FSPONSORED ADR	309.0000	2,900.18
01-14-20	01-16-20	BECTON DICKINSON & CO COM	46.0000	12,631.28
01-14-20	01-16-20	Brown Forman Corp Class B	16.0000	1,096.64
01-14-20	01-16-20	BHP BILLITON LTD ADR FSPONSORED ADR1	100.0000	5,508.89
01-14-20	01-16-20	BHP BILLITON LTD ADR FSPONSORED ADR1	100.0000	5,508.89
01-14-20	01-16-20	BHP BILLITON LTD ADR FSPONSORED ADR1	302.0000	16,637.84
01-14-20	01-16-20	BAIDU INC - SPON ADR	37.0000	5,204.87
01-14-20	01-16-20	BIOGEN IDEC INC	188.0000	55,313.71
01-14-20	01-16-20	BANK OF NEW YORK CO. INC	509.0000	26,025.19
01-14-20	01-16-20	BLACK KNIGHT INC	41.0000	2,700.74
01-14-20	01-16-20	BLACKROCK INC	5.0000	2,594.12
01-14-20	01-16-20	BIOMARIN PHARMACEUTL	112.0000	9,925.24
01-14-20	01-16-20	BRISTOL MYERS SQUIBB COM	133.0000	8,767.91
01-14-20	01-16-20	BNP PARIBAS ADR F SPONSORED ADR 1 ADR REP	75.0000	2,173.09
01-14-20	01-16-20	BP PLC ADR	58.0000	2,246.09
01-14-20	01-16-20	BRUKER CORP	9.0000	480.91
01-14-20	01-16-20	BROWN & BROWN INC	120.0000	4,833.51
01-14-20	01-16-20	BRIT AMER TOBACCO F ADR 1 ADR REPS 2 ORD S	86.0000	3,887.55
01-14-20	01-16-20	CARLSBERG AS ADR FSPONSORED	597.0000	18,012.91

Alaska Permanent Capital Management Co.
TRANSACTION SUMMARY
CITY AND BOROUGH OF WRANGELL
From 01-01-20 To 01-31-20

Trade Date	Settle Date	Security	Quantity	Trade Amount
01-14-20	01-16-20	LIONS GATE ENTMT F	187.0000	1,953.10
				5,104,855.80
CORPORATE BONDS				
01-15-20	01-17-20	AMERICAN INTL GROUP 3.750% Due 07-10-25	18,000	19,305.04
01-15-20	01-17-20	APPLE INC. 2.400% Due 05-03-23	17,000	17,295.56
01-15-20	01-17-20	AT&T INC. 5.35%40 5.350% Due 09-01-40	10,000	12,237.30
01-15-20	01-17-20	TRUIST FINL CORP 2.85%24 2.850% Due 10-26-24	16,000	16,524.76
01-15-20	01-17-20	TRUIST FINANCIAL 3.200% Due 09-03-21	14,000	14,269.82
01-21-20	01-23-20	CHUBB INA HOLDI 2.875%22 2.875% Due 11-03-22	10,000	10,256.10
01-21-20	01-23-20	ALLERGAN FUNDING SCS 3.450% Due 03-15-22	7,000	7,165.66
01-21-20	01-23-20	AMAZON.COM_ INC. 3.15%27 3.150% Due 08-22-27	7,000	7,479.75
01-21-20	01-23-20	AMERICAN EXPRESS CREDIT 2.250% Due 05-05-21	27,000	27,137.29
01-21-20	01-23-20	AMERICAN EXPRESS CREDIT 2.700% Due 03-03-22	15,000	15,249.85
01-21-20	01-23-20	BANK OF AMERICA CORP 3.500% Due 04-19-26	23,000	24,601.09
01-21-20	01-23-20	BANK OF AMERICA C VAR 23 2.816% Due 07-21-23	37,000	37,667.29

Alaska Permanent Capital Management Co.
TRANSACTION SUMMARY
CITY AND BOROUGH OF WRANGELL
From 01-01-20 To 01-31-20

Trade Date	Settle Date	Security	Quantity	Trade Amount
01-21-20	01-23-20	THE BANK OF NEW 2.95%23 2.950% Due 01-29-23	10,000	10,301.90
01-21-20	01-23-20	CVS HEALTH CORP 3.350% Due 03-09-21	17,000	17,272.95
01-21-20	01-23-20	CAPITAL ONE FINL 3.2%25 3.200% Due 02-05-25	14,000	14,545.48
01-21-20	01-23-20	CATERPILLAR INC 3.900% Due 05-27-21	20,000	20,556.60
01-21-20	01-23-20	CHEVRON CORP 2.419%20 2.419% Due 11-17-20	14,000	14,048.06
01-21-20	01-23-20	CITIGROUP INC VAR 3.520% Due 10-28-28	9,000	9,599.66
01-21-20	01-23-20	THE COCA-COLA CO 2.45%20 2.450% Due 11-01-20	20,000	20,087.20
01-21-20	01-23-20	COMCAST CORP 3.7%24 3.700% Due 04-15-24	7,000	7,477.23
01-21-20	01-23-20	JOHN DEERE CAPITAL CORP 2.650% Due 01-06-22	39,000	39,673.99
01-21-20	01-23-20	THE WALT DISNEY CO 3%26 3.000% Due 02-13-26	19,000	20,123.60
01-21-20	01-23-20	ENTERPRISE PRODUCTS OPER 3.350% Due 03-15-23	7,000	7,258.48
01-21-20	01-23-20	ENTERPRISE PRODU 3.75%25 3.750% Due 02-15-25	15,000	16,040.50
01-22-20	01-24-20	FEDEX CORP 4.75%45 4.750% Due 11-15-45	14,000	15,437.80
01-22-20	01-24-20	GENERAL ELECTRIC 5.300% Due 02-11-21	8,000	8,254.72

Alaska Permanent Capital Management Co.
TRANSACTION SUMMARY
CITY AND BOROUGH OF WRANGELL
From 01-01-20 To 01-31-20

Trade Date	Settle Date	Security	Quantity	Trade Amount
01-22-20	01-24-20	GENERAL ELECTRIC CAP CORP 6.750% Due 03-15-32	12,000	15,636.04
01-22-20	01-24-20	GENERAL MOTORS F 3.95%24 3.950% Due 04-13-24	10,000	10,474.50
01-22-20	01-24-20	GILEAD SCIENCES_ 4.4%21 4.400% Due 12-01-21	14,000	14,574.60
01-22-20	01-24-20	THE GOLDMAN SACHS 4.8%44 4.800% Due 07-08-44	14,000	17,506.62
01-22-20	01-24-20	GOLDMAN SACHS GROUP VAR 2.936% Due 07-24-23	7,000	7,036.90
01-22-20	01-24-20	HSBC HLDGS PLC 4.000% Due 03-30-22	8,000	8,347.56
01-22-20	01-24-20	THE HOME DEPOT_ I 4.2%43 4.200% Due 04-01-43	10,000	11,730.50
01-22-20	01-24-20	INTEL CORP 3.3%21 3.300% Due 10-01-21	25,000	25,672.75
01-22-20	01-24-20	J P MORGAN CHASE 3.625% Due 05-13-24	8,000	8,502.36
01-22-20	01-24-20	JPMORGAN CHASE & 5.4%42 5.400% Due 01-06-42	13,000	17,806.88
01-22-20	01-24-20	MCDONALD'S CORP 3.375%25 3.375% Due 05-26-25	10,000	10,608.30
01-22-20	01-24-20	MC DONALDS CORP 2.750% Due 12-09-20	9,000	9,049.72
01-22-20	01-24-20	MERK & CO INC 1.850% Due 02-10-20	32,000	31,991.48
01-22-20	01-24-20	METLIFE INC 3.600% Due 04-10-24	10,000	10,678.80

Alaska Permanent Capital Management Co.
TRANSACTION SUMMARY
CITY AND BOROUGH OF WRANGELL
From 01-01-20 To 01-31-20

Trade Date	Settle Date	Security	Quantity	Trade Amount
01-22-20	01-24-20	MICROSOFT CORP 2.4%26	11,000	11,268.35
01-22-20	01-24-20	2.400% Due 08-08-26 MICROSOFT CORP 2.875%24	7,000	7,284.80
01-22-20	01-24-20	2.875% Due 02-06-24 OCCIDENTAL PETROL 3.400% Due 04-15-26	17,000	17,693.36
01-22-20	01-24-20	ORACLE CORP 1.9%21 1.900% Due 09-15-21	37,000	37,097.86
01-22-20	01-24-20	PNC FUNDING CORP. 3.3%22	30,000	30,850.60
01-22-20	01-24-20	3.300% Due 03-08-22 PRUDENTIAL FINL_ 4.6%44	10,000	12,073.20
01-22-20	01-24-20	4.600% Due 05-15-44 STATE STREET CORP 1.950% Due 05-19-21	40,000	40,111.00
01-22-20	01-24-20	TARGET CORP 2.9%22 2.900% Due 01-15-22	25,000	25,583.50
01-22-20	01-24-20	US BANCORP 3.150% Due 04-27-27	23,000	24,368.56
01-22-20	01-24-20	UNITED TECH CORP UTX 4.500% Due 04-15-20	13,000	13,071.18
01-22-20	01-24-20	UNITEDHEALTH GROUP INC 2.700% Due 07-15-20	25,000	25,088.50
01-22-20	01-24-20	VERIZON COMMUNICATIONS 5.150% Due 09-15-23	16,000	17,757.40
01-22-20	01-24-20	VISA INC 2.200% Due 12-14-20	40,000	40,133.40
01-22-20	01-24-20	VISA INC. 2.8%22 2.800% Due 12-14-22	8,000	8,227.72
01-22-20	01-24-20	VISA INC. 4.3%45 4.300% Due 12-14-45	18,000	22,556.74

Alaska Permanent Capital Management Co.
TRANSACTION SUMMARY
CITY AND BOROUGH OF WRANGELL
From 01-01-20 To 01-31-20

Trade Date	Settle Date	Security	Quantity	Trade Amount
01-22-20	01-24-20	ANTHEM INC	9,000	9,239.98
		3.125% Due 05-15-22		
01-22-20	01-24-20	WELLS FARGO & CO	8,000	8,250.76
		3.500% Due 03-08-22		
01-22-20	01-24-20	WELLS FARGO & CO	10,000	11,535.70
		3.9%45		
		3.900% Due 05-01-45		
01-23-20	01-27-20	COMCAST CORP 4.65%42	14,000	17,268.20
		4.650% Due 07-15-42		
01-23-20	01-27-20	EXXON MOBIL COR	9,000	9,901.57
		3.567%45		
		3.567% Due 03-06-45		
				1,018,847.07
FNMA & FHLMC				
01-23-20	01-24-20	FGLMC POOL G60440	20,403.57	21,240.21
		3.500% Due 03-01-46		
01-23-20	01-24-20	FHLMC G61653	13,549.26	14,933.05
		5.000% Due 06-01-41		
01-23-20	01-24-20	FN AL3484	2,054.54	2,177.95
		4.500% Due 10-01-42		
01-23-20	01-24-20	FN AL9903	54,183.47	60,739.82
		5.500% Due 05-01-44		
01-23-20	01-24-20	FN AV2959	10,655.28	11,369.51
		4.500% Due 12-01-43		
01-23-20	01-24-20	FN AW1014	1,102.63	1,160.34
		4.500% Due 05-01-44		
01-23-20	01-24-20	FN BF0174	23,350.43	23,608.12
		3.000% Due 02-01-57		
01-23-20	01-24-20	FN BM1948	23,304.73	26,474.50
		6.000% Due 07-01-41		
01-23-20	01-24-20	FN BM3051	51,696.46	55,891.79
		4.500% Due 11-01-47		
01-23-20	01-24-20	FN BM3066	15,271.31	16,831.62
		5.000% Due 07-01-47		

Alaska Permanent Capital Management Co.
TRANSACTION SUMMARY
CITY AND BOROUGH OF WRANGELL
From 01-01-20 To 01-31-20

Trade Date	Settle Date	Security	Quantity	Trade Amount
01-23-20	01-24-20	FN BM3196	13,350.93	14,924.03
		5.500% Due 05-01-44		
01-23-20	01-24-20	FN BM3374	14,704.20	15,039.24
		3.000% Due 01-01-38		
01-23-20	01-24-20	FN BM4414	7,667.20	8,696.11
		6.000% Due 06-01-41		
01-23-20	01-24-20	FN BM4493	14,192.06	15,625.66
		5.000% Due 07-01-47		
01-23-20	01-24-20	FN BM4495	7,160.04	8,150.74
		6.000% Due 07-01-41		
01-23-20	01-24-20	FN BM4681	6,402.67	7,152.98
		5.500% Due 05-01-44		
01-23-20	01-24-20	FN CA0522	33,155.33	33,884.90
		3.000% Due 10-01-47		
01-23-20	01-24-20	FN CA1182	65,295.25	67,964.47
		3.500% Due 02-01-48		
01-23-20	01-24-20	FN MA2956	18,287.98	18,728.74
		3.000% Due 04-01-47		
				424,593.78
GNMA				
01-23-20	01-24-20	FHLMC G07289	21,075.41	21,601.04
		3.000% Due 11-01-42		
01-23-20	01-24-20	FHLMC G61570	7,797.20	8,720.56
		5.500% Due 11-01-42		
01-23-20	01-24-20	FN AL9244	5,421.49	5,531.69
		3.000% Due 08-01-43		
01-23-20	01-24-20	FN AS7838	4,201.27	4,285.55
		3.000% Due 08-01-46		
01-23-20	01-24-20	FNMA PL MA3278 4.5%48	30,326.93	32,192.36
		4.500% Due 02-01-48		
01-23-20	01-24-20	FNMA PL MA3448 5%48	10,605.86	11,326.70
		5.000% Due 08-01-48		
				83,657.90

Alaska Permanent Capital Management Co.
TRANSACTION SUMMARY
CITY AND BOROUGH OF WRANGELL
From 01-01-20 To 01-31-20

Trade Date	Settle Date	Security	Quantity	Trade Amount
REAL ESTATE & INFRASTRUCTURE				
01-13-20	01-15-20	ALEXANDRIA REAL EST EQTY REIT	54.0000	8,683.24
01-13-20	01-15-20	EQUITY RESIDENTIAL REIT	369.0000	30,253.68
01-13-20	01-15-20	HOST HOTELS & RESORTS REIT	818.0000	14,430.77
01-13-20	01-15-20	MID-AMERICA APARTMENT COMM.	91.0000	12,066.75
				65,434.44
TREASURY BONDS				
01-23-20	01-24-20	FANNIE MAE 1.5%20 DUE 06/22/20	10,000	9,990.36
		1.500% Due 06-22-20		
01-23-20	01-24-20	FEDERAL NTNL MO 2.125%26	35,000	35,857.30
		2.125% Due 04-24-26		
				45,847.66
U.S. TREASURY				
01-14-20	01-15-20	US TREASURY NOTES 2.750% Due 11-15-42	20,000	21,765.60
01-14-20	01-15-20	US TREASURY NOTES 3.375% Due 05-15-44	32,000	38,617.53
01-15-20	01-16-20	US TREASURY 2.75%11/47 2.750% Due 11-15-47	10,000	11,042.58
01-15-20	01-16-20	US TREASURY NOTES 1.500% Due 08-15-26	26,000	25,671.04
01-15-20	01-16-20	US TREASURY NOTES 1.875% Due 07-31-22	28,000	28,214.37
01-15-20	01-16-20	US TREASURY NOTES 1.875% Due 09-30-22	17,000	17,140.78
01-15-20	01-16-20	US TREASURY NOTES 2.000% Due 10-31-22	3,000	3,035.86

Alaska Permanent Capital Management Co.
TRANSACTION SUMMARY
CITY AND BOROUGH OF WRANGELL
From 01-01-20 To 01-31-20

Trade Date	Settle Date	Security	Quantity	Trade Amount
01-15-20	01-16-20	US TREASURY NOTES 2.125% Due 11-30-24	8,000	8,191.56
01-15-20	01-16-20	US TREASURY NOTES 2.000% Due 01-31-20	55,000	55,006.45
01-15-20	01-16-20	US TREASURY NOTES 2.375% Due 01-31-23	6,000	6,143.91
01-15-20	01-16-20	US TREASURY NOTES 2.750% Due 02-28-25	1,000	1,055.51
01-15-20	01-16-20	US TREASURY NOTES 2.625% Due 03-31-25	1,000	1,049.84
01-15-20	01-16-20	US TREASURY NOTES 2.625% Due 08-31-20	23,000	23,141.05
01-15-20	01-16-20	US TREASURY NOTES 3.125% Due 11-15-28	9,000	9,997.38
01-15-20	01-16-20	US TREASURY NOTES 2.625% Due 12-31-23	14,000	14,552.82
01-16-20	01-17-20	US TREASURY NOTES 2.500% Due 01-31-24	60,000	62,073.94
01-16-20	01-17-20	US TREASURY NOTES 2.500% Due 02-28-21	72,000	72,703.77
01-16-20	01-17-20	US TREASURY NOTES 2.375% Due 08-15-24	58,000	59,913.99
01-16-20	01-17-20	US TREASURY NOTES 2.250% Due 11-15-24	35,000	35,997.16
01-16-20	01-17-20	US TREASURY NOTES 2.000% Due 02-15-25	14,000	14,241.72
01-16-20	01-17-20	US TREASURY NOTES 1.375% Due 08-31-20	3,000	2,995.43
01-16-20	01-17-20	US TREASURY NOTES 2.250% Due 11-15-25	14,000	14,440.17
01-16-20	01-17-20	US TREASURY NOTES 3.625% Due 02-15-20	18,000	18,026.72
01-16-20	01-17-20	US TREASURY NOTES 2.625% Due 11-15-20	55,000	55,451.17
01-16-20	01-17-20	US TREASURY NOTES 3.125% Due 05-15-21	29,000	29,571.61

Alaska Permanent Capital Management Co.
TRANSACTION SUMMARY
CITY AND BOROUGH OF WRANGELL
From 01-01-20 To 01-31-20

Trade Date	Settle Date	Security	Quantity	Trade Amount
01-17-20	01-21-20	US TREASURY NOTES 2.125% Due 08-15-21	9,000	9,072.42
01-17-20	01-21-20	US TREASURY NOTES 2.000% Due 02-15-22	47,000	47,409.97
01-17-20	01-21-20	US TREASURY NOTES 1.250% Due 10-31-21	24,000	23,860.31
01-17-20	01-21-20	US TREASURY NOTES 2.000% Due 11-15-26	19,000	19,323.59
01-17-20	01-21-20	US TREASURY NOTES 1.750% Due 11-30-21	14,000	14,043.75
01-17-20	01-21-20	US TREASURY NOTES 2.000% Due 02-15-23	35,000	35,442.09
01-17-20	01-21-20	US TREASURY NOTES 2.250% Due 02-15-27	19,000	19,641.99
01-17-20	01-21-20	US TREASURY NOTES 1.750% Due 05-15-23	104,000	104,555.67
01-17-20	01-21-20	US TREASURY NOTES 2.000% Due 07-31-20	59,000	59,124.45
01-17-20	01-21-20	US TREASURY NOTES 2.500% Due 08-15-23	52,000	53,622.08
01-17-20	01-21-20	US TREASURY NOTES 2.750% Due 11-15-23	34,000	35,426.75
01-17-20	01-21-20	US TREASURY NOTES 2.375% Due 05-15-27	59,000	61,523.27
01-17-20	01-21-20	US TREASURY NOTES 2.125% Due 05-15-25	57,000	58,351.04
01-17-20	01-21-20	US TREASURY NOTES 2.125% Due 06-30-22	38,000	38,511.57
				1,209,950.91
U.S. TREASURY INFLATION				
01-16-20	01-17-20	US TREASURY INFLATION PROTECTED SECURITIES 0.875% Due 01-15-29	9,171.99	9,805.92

Alaska Permanent Capital Management Co.
TRANSACTION SUMMARY
CITY AND BOROUGH OF WRANGELL
From 01-01-20 To 01-31-20

Trade Date	Settle Date	Security	Quantity	Trade Amount
WARRANTS				
01-14-20	01-16-20	WEATHERFORD INTL WTF	50	92.50
				8,809,613.03
SOLD ACCRUED INTEREST				
AGENCIES				
01-23-20	01-24-20	FHLMC 6.250% Due 07-15-32		42.19
01-23-20	01-24-20	FEDERAL NATIONAL MORTGAGE ASSOCIATION 6.625% Due 11-15-30		253.96
01-23-20	01-24-20	FANNIE MAE 1.875% Due 09-24-26		62.50
01-23-20	01-24-20	FANNIE MAE 1.375% Due 10-07-21		204.34
01-23-20	01-24-20	FANNIE MAE 2.375% Due 01-19-23		2.97
01-23-20	01-24-20	FEDERAL NATIONAL MORTGAGE ASSOCIATION 2.500% Due 02-05-24		328.61
01-23-20	01-24-20	FHLMC 2.375% Due 01-13-22		15.24
01-23-20	01-24-20	FREDDIE MAC 2.375% Due 02-16-21		281.44
				<hr/> 1,191.25
CORPORATE BONDS				
01-15-20	01-17-20	AMERICAN INTL GROUP 3.750% Due 07-10-25		13.13
01-15-20	01-17-20	APPLE INC. 2.400% Due 05-03-23		83.87
01-15-20	01-17-20	AT&T INC. 5.35%40 5.350% Due 09-01-40		202.11

Alaska Permanent Capital Management Co.
TRANSACTION SUMMARY
CITY AND BOROUGH OF WRANGELL
From 01-01-20 To 01-31-20

Trade Date	Settle Date	Security	Quantity	Trade Amount
01-15-20	01-17-20	TRUIST FINL CORP 2.85%24 2.850% Due 10-26-24		102.60
01-15-20	01-17-20	TRUIST FINANCIAL 3.200% Due 09-03-21		166.76
01-21-20	01-23-20	CHUBB INA HOLDI 2.875%22 2.875% Due 11-03-22		63.89
01-21-20	01-23-20	ALLERGAN FUNDING SCS 3.450% Due 03-15-22		85.87
01-21-20	01-23-20	AMAZON.COM_ INC. 3.15%27 3.150% Due 08-22-27		92.49
01-21-20	01-23-20	AMERICAN EXPRESS CREDIT 2.250% Due 05-05-21		131.63
01-21-20	01-23-20	AMERICAN EXPRESS CREDIT 2.700% Due 03-03-22		157.50
01-21-20	01-23-20	BANK OF AMERICA CORP 3.500% Due 04-19-26		210.19
01-21-20	01-23-20	BANK OF AMERICA C VAR 23 2.816% Due 07-21-23		5.79
01-21-20	01-23-20	THE BANK OF NEW 2.95%23 2.950% Due 01-29-23		142.58
01-21-20	01-23-20	CVS HEALTH CORP 3.350% Due 03-09-21		211.98
01-21-20	01-23-20	CAPITAL ONE FINL 3.2%25 3.200% Due 02-05-25		209.07
01-21-20	01-23-20	CATERPILLAR INC 3.900% Due 05-27-21		121.33
01-21-20	01-23-20	CHEVRON CORP 2.419%20 2.419% Due 11-17-20		62.09

Alaska Permanent Capital Management Co.
TRANSACTION SUMMARY
CITY AND BOROUGH OF WRANGELL
From 01-01-20 To 01-31-20

Trade Date	Settle Date	Security	Quantity	Trade Amount
01-21-20	01-23-20	CITIGROUP INC VAR 3.520% Due 10-28-28		75.68
01-21-20	01-23-20	THE COCA-COLA CO 2.45%20 2.450% Due 11-01-20		111.61
01-21-20	01-23-20	COMCAST CORP 3.7%24 3.700% Due 04-15-24		70.51
01-21-20	01-23-20	JOHN DEERE CAPITAL CORP 2.650% Due 01-06-22		48.80
01-21-20	01-23-20	THE WALT DISNEY CO 3%26 3.000% Due 02-13-26		253.33
01-21-20	01-23-20	ENTERPRISE PRODUCTS OPER 3.350% Due 03-15-23		83.38
01-21-20	01-23-20	ENTERPRISE PRODU 3.75%25 3.750% Due 02-15-25		246.87
01-22-20	01-24-20	FEDEX CORP 4.75%45 4.750% Due 11-15-45		127.46
01-22-20	01-24-20	GENERAL ELECTRIC 5.300% Due 02-11-21		191.98
01-22-20	01-24-20	GENERAL ELECTRIC CAP CORP 6.750% Due 03-15-32		290.25
01-22-20	01-24-20	GENERAL MOTORS F 3.95%24 3.950% Due 04-13-24		110.82
01-22-20	01-24-20	GILEAD SCIENCES_ 4.4%21 4.400% Due 12-01-21		90.69
01-22-20	01-24-20	THE GOLDMAN SACHS 4.8%44 4.800% Due 07-08-44		29.87

Alaska Permanent Capital Management Co.
TRANSACTION SUMMARY
CITY AND BOROUGH OF WRANGELL
From 01-01-20 To 01-31-20

Trade Date	Settle Date	Security	Quantity	Trade Amount
01-22-20	01-24-20	HSBC HLDGS PLC 4.000% Due 03-30-22		101.33
01-22-20	01-24-20	THE HOME DEPOT_ I 4.2%43 4.200% Due 04-01-43		131.83
01-22-20	01-24-20	INTEL CORP 3.3%21 3.300% Due 10-01-21		258.96
01-22-20	01-24-20	J P MORGAN CHASE 3.625% Due 05-13-24		57.19
01-22-20	01-24-20	JPMORGAN CHASE & 5.4%42 5.400% Due 01-06-42		35.10
01-22-20	01-24-20	MCDONALD'S CORP 3.375%25 3.375% Due 05-26-25		54.38
01-22-20	01-24-20	MC DONALDS CORP 2.750% Due 12-09-20		30.94
01-22-20	01-24-20	MERK & CO INC 1.850% Due 02-10-20		269.69
01-22-20	01-24-20	METLIFE INC 3.600% Due 04-10-24		104.00
01-22-20	01-24-20	MICROSOFT CORP 2.4%26 2.400% Due 08-08-26		121.73
01-22-20	01-24-20	MICROSOFT CORP 2.875%24 2.875% Due 02-06-24		93.92
01-22-20	01-24-20	OCCIDENTAL PETROL 3.400% Due 04-15-26		158.95
01-22-20	01-24-20	ORACLE CORP 1.9%21 1.900% Due 09-15-21		251.91
01-22-20	01-24-20	PNC FUNDING CORP. 3.3%22 3.300% Due 03-08-22		374.00

Alaska Permanent Capital Management Co.
TRANSACTION SUMMARY
CITY AND BOROUGH OF WRANGELL
From 01-01-20 To 01-31-20

Trade Date	Settle Date	Security	Quantity	Trade Amount
01-22-20	01-24-20	PRUDENTIAL FINL_ 4.6%44 4.600% Due 05-15-44		88.17
01-22-20	01-24-20	STATE STREET CORP 1.950% Due 05-19-21		140.83
01-22-20	01-24-20	TARGET CORP 2.9%22 2.900% Due 01-15-22		18.13
01-22-20	01-24-20	US BANCORP 3.150% Due 04-27-27		175.09
01-22-20	01-24-20	UNITED TECH CORP UTX 4.500% Due 04-15-20		160.88
01-22-20	01-24-20	UNITEDHEALTH GROUP INC 2.700% Due 07-15-20		16.88
01-22-20	01-24-20	VERIZON COMMUNICATIONS 5.150% Due 09-15-23		295.27
01-22-20	01-24-20	VISA INC 2.200% Due 12-14-20		97.78
01-22-20	01-24-20	VISA INC. 2.8%22 2.800% Due 12-14-22		24.89
01-22-20	01-24-20	VISA INC. 4.3%45 4.300% Due 12-14-45		86.00
01-22-20	01-24-20	ANTHEM INC 3.125% Due 05-15-22		53.91
01-22-20	01-24-20	WELLS FARGO & CO 3.500% Due 03-08-22		105.78
01-22-20	01-24-20	WELLS FARGO & CO 3.9%45 3.900% Due 05-01-45		89.92
01-23-20	01-27-20	COMCAST CORP 4.65%42 4.650% Due 07-15-42		21.70
01-23-20	01-27-20	EXXON MOBIL COR 3.567%45 3.567% Due 03-06-45		125.74
				7,339.03

Alaska Permanent Capital Management Co.
TRANSACTION SUMMARY
CITY AND BOROUGH OF WRANGELL
From 01-01-20 To 01-31-20

Trade Date	Settle Date	Security	Quantity	Trade Amount
FNMA & FHLMC				
01-23-20	01-24-20	FGLMC POOL G60440		45.62
		3.500% Due 03-01-46		
01-23-20	01-24-20	FHLMC G61653		43.28
		5.000% Due 06-01-41		
01-23-20	01-24-20	FN AL3484		5.91
		4.500% Due 10-01-42		
01-23-20	01-24-20	FN AL9903		190.39
		5.500% Due 05-01-44		
01-23-20	01-24-20	FN AV2959		30.63
		4.500% Due 12-01-43		
01-23-20	01-24-20	FN AW1014		3.17
		4.500% Due 05-01-44		
01-23-20	01-24-20	FN BF0174		44.75
		3.000% Due 02-01-57		
01-23-20	01-24-20	FN BM1948		89.33
		6.000% Due 07-01-41		
01-23-20	01-24-20	FN BM3051		148.63
		4.500% Due 11-01-47		
01-23-20	01-24-20	FN BM3066		48.78
		5.000% Due 07-01-47		
01-23-20	01-24-20	FN BM3196		46.91
		5.500% Due 05-01-44		
01-23-20	01-24-20	FN BM3374		28.18
		3.000% Due 01-01-38		
01-23-20	01-24-20	FN BM4414		29.39
		6.000% Due 06-01-41		
01-23-20	01-24-20	FN BM4493		45.34
		5.000% Due 07-01-47		
01-23-20	01-24-20	FN BM4495		27.45
		6.000% Due 07-01-41		
01-23-20	01-24-20	FN BM4681		22.50
		5.500% Due 05-01-44		
01-23-20	01-24-20	FN CA0522		63.55
		3.000% Due 10-01-47		

Alaska Permanent Capital Management Co.
TRANSACTION SUMMARY
CITY AND BOROUGH OF WRANGELL
From 01-01-20 To 01-31-20

Trade Date	Settle Date	Security	Quantity	Trade Amount
01-23-20	01-24-20	FN CA1182		146.01
		3.500% Due 02-01-48		
01-23-20	01-24-20	FN MA2956		35.05
		3.000% Due 04-01-47		
				<hr/> 1,094.87
GNMA				
01-23-20	01-24-20	FHLMC G07289		40.39
		3.000% Due 11-01-42		
01-23-20	01-24-20	FHLMC G61570		27.40
		5.500% Due 11-01-42		
01-23-20	01-24-20	FN AL9244		10.39
		3.000% Due 08-01-43		
01-23-20	01-24-20	FN AS7838		8.05
		3.000% Due 08-01-46		
01-23-20	01-24-20	FNMA PL MA3278 4.5%48		87.19
		4.500% Due 02-01-48		
01-23-20	01-24-20	FNMA PL MA3448 5%48		33.88
		5.000% Due 08-01-48		
				<hr/> 207.30
TREASURY BONDS				
01-23-20	01-24-20	FANNIE MAE 1.5%20 DUE		13.33
		06/22/20		
		1.500% Due 06-22-20		
01-23-20	01-24-20	FEDERAL NTN L MO		185.94
		2.125%26		
		2.125% Due 04-24-26		
				<hr/> 199.27
U.S. TREASURY				
01-14-20	01-15-20	US TREASURY NOTES		92.17
		2.750% Due 11-15-42		
01-14-20	01-15-20	US TREASURY NOTES		180.99
		3.375% Due 05-15-44		

Alaska Permanent Capital Management Co.
TRANSACTION SUMMARY
CITY AND BOROUGH OF WRANGELL
From 01-01-20 To 01-31-20

Trade Date	Settle Date	Security	Quantity	Trade Amount
01-15-20	01-16-20	US TREASURY 2.75%11/47		46.84
		2.750% Due 11-15-47		
01-15-20	01-16-20	US TREASURY NOTES		163.21
		1.500% Due 08-15-26		
01-15-20	01-16-20	US TREASURY NOTES		241.10
		1.875% Due 07-31-22		
01-15-20	01-16-20	US TREASURY NOTES		94.06
		1.875% Due 09-30-22		
01-15-20	01-16-20	US TREASURY NOTES		12.69
		2.000% Due 10-31-22		
01-15-20	01-16-20	US TREASURY NOTES		21.83
		2.125% Due 11-30-24		
01-15-20	01-16-20	US TREASURY NOTES		505.16
		2.000% Due 01-31-20		
01-15-20	01-16-20	US TREASURY NOTES		65.44
		2.375% Due 01-31-23		
01-15-20	01-16-20	US TREASURY NOTES		10.43
		2.750% Due 02-28-25		
01-15-20	01-16-20	US TREASURY NOTES		7.75
		2.625% Due 03-31-25		
01-15-20	01-16-20	US TREASURY NOTES		228.89
		2.625% Due 08-31-20		
01-15-20	01-16-20	US TREASURY NOTES		47.91
		3.125% Due 11-15-28		
01-15-20	01-16-20	US TREASURY NOTES		16.15
		2.625% Due 12-31-23		
01-16-20	01-17-20	US TREASURY NOTES		692.93
		2.500% Due 01-31-24		
01-16-20	01-17-20	US TREASURY NOTES		687.36
		2.500% Due 02-28-21		
01-16-20	01-17-20	US TREASURY NOTES		580.20
		2.375% Due 08-15-24		
01-16-20	01-17-20	US TREASURY NOTES		136.30
		2.250% Due 11-15-24		
01-16-20	01-17-20	US TREASURY NOTES		117.93
		2.000% Due 02-15-25		

Alaska Permanent Capital Management Co.
TRANSACTION SUMMARY
CITY AND BOROUGH OF WRANGELL
From 01-01-20 To 01-31-20

Trade Date	Settle Date	Security	Quantity	Trade Amount
01-16-20	01-17-20	US TREASURY NOTES 1.375% Due 08-31-20		15.75
01-16-20	01-17-20	US TREASURY NOTES 2.250% Due 11-15-25		54.52
01-16-20	01-17-20	US TREASURY NOTES 3.625% Due 02-15-20		274.83
01-16-20	01-17-20	US TREASURY NOTES 2.625% Due 11-15-20		249.88
01-16-20	01-17-20	US TREASURY NOTES 3.125% Due 05-15-21		156.85
01-17-20	01-21-20	US TREASURY NOTES 2.125% Due 08-15-21		82.63
01-17-20	01-21-20	US TREASURY NOTES 2.000% Due 02-15-22		406.14
01-17-20	01-21-20	US TREASURY NOTES 1.250% Due 10-31-21		67.58
01-17-20	01-21-20	US TREASURY NOTES 2.000% Due 11-15-26		69.95
01-17-20	01-21-20	US TREASURY NOTES 1.750% Due 11-30-21		34.81
01-17-20	01-21-20	US TREASURY NOTES 2.000% Due 02-15-23		302.45
01-17-20	01-21-20	US TREASURY NOTES 2.250% Due 02-15-27		184.71
01-17-20	01-21-20	US TREASURY NOTES 1.750% Due 05-15-23		335.00
01-17-20	01-21-20	US TREASURY NOTES 2.000% Due 07-31-20		557.93
01-17-20	01-21-20	US TREASURY NOTES 2.500% Due 08-15-23		561.68
01-17-20	01-21-20	US TREASURY NOTES 2.750% Due 11-15-23		172.10
01-17-20	01-21-20	US TREASURY NOTES 2.375% Due 05-15-27		257.92
01-17-20	01-21-20	US TREASURY NOTES 2.125% Due 05-15-25		222.95

Alaska Permanent Capital Management Co.
TRANSACTION SUMMARY
CITY AND BOROUGH OF WRANGELL
From 01-01-20 To 01-31-20

Trade Date	Settle Date	Security	Quantity	Trade Amount
01-17-20	01-21-20	US TREASURY NOTES 2.125% Due 06-30-22		46.59
				<hr/> 8,003.61
U.S. TREASURY INFLATION				
01-16-20	01-17-20	US TREASURY INFLATION PROTECTED SECURITIES 0.875% Due 01-15-29		0.44
				<hr/> 18,035.77

TRANSFER IN LONG

WARRANTS

01-07-20		WEATHERFORD INTL WTF	50	0.00
				<hr/> 0.00

TRANSFER OUT LONG

WARRANTS

01-07-20		WEATHERFORD INTL WTF	50	0.00
				<hr/> 0.00

WITHDRAW

CASH AND EQUIVALENTS

01-03-20	01-03-20	DIVIDEND ACCRUAL		33.30
01-08-20	01-08-20	DIVIDEND ACCRUAL		416.00
01-10-20	01-10-20	DIVIDEND ACCRUAL		209.41
01-15-20	01-15-20	DIVIDEND ACCRUAL		109.02
01-15-20	01-15-20	DIVIDEND ACCRUAL		217.94
01-16-20	01-16-20	DIVIDEND ACCRUAL		0.90
01-17-20	01-17-20	DIVIDEND ACCRUAL		70.20
01-22-20	01-22-20	CHARLES SCHWAB LIQUID BANK DEPOSIT ACCOUNT		16.71

Alaska Permanent Capital Management Co.
TRANSACTION SUMMARY
CITY AND BOROUGH OF WRANGELL
From 01-01-20 To 01-31-20

Trade Date	Settle Date	Security	Quantity	Trade Amount
01-22-20	01-22-20	CHARLES SCHWAB LIQUID BANK DEPOSIT ACCOUNT		32.67
01-28-20	01-28-20	CHARLES SCHWAB LIQUID BANK DEPOSIT ACCOUNT		3.14
01-28-20	01-28-20	CHARLES SCHWAB LIQUID BANK DEPOSIT ACCOUNT		64.38
01-31-20	01-31-20	CHARLES SCHWAB LIQUID BANK DEPOSIT ACCOUNT		10.85
01-31-20	01-31-20	CHARLES SCHWAB LIQUID BANK DEPOSIT ACCOUNT		25.31
01-31-20	01-31-20	CHARLES SCHWAB LIQUID BANK DEPOSIT ACCOUNT		27.05
				1,236.88
				1,236.88

Alaska Permanent Capital Management Co.
REALIZED GAINS AND LOSSES
CITY AND BOROUGH OF WRANGELL
From 01-01-20 Through 01-31-20

Date	Quantity	Security	Avg. Cost Basis	Proceeds	Gain Or Loss
01-13-20	130.0000	AGILENT TECHNOLOGIES INC	11,037.00	11,366.60	329.60
01-13-20	2.0000	AGILENT TECHNOLOGIES INC	169.80	175.02	5.22
01-13-20	457	AAC TECH HLDGS INC F	3,863.48	3,987.25	123.77
01-13-20	14.0000	AMWAY ASIA PACIFIC LTD COM	2,227.68	2,031.85	-195.83
01-13-20	219.0000	APPLE COMPUTER	64,113.39	68,960.64	4,847.25
01-13-20	152.0000	ABB LTD-SPON ADR	3,651.04	3,642.60	-8.44
01-13-20	967.0000	AMBEV SA F ADR 1 ADR REPS 1 ORD SHS	4,496.55	4,441.73	-54.82
01-13-20	2.0000	ABBOTT LABS COM	173.60	170.11	-3.49
01-13-20	1.0000	ABBOTT LABS COM	86.80	85.06	-1.74
01-13-20	307.0000	ABBOTT LABS COM	26,647.60	26,107.05	-540.55
01-13-20	154.0000	ARCH CAP GROUP LTD NEW F	6,580.42	6,706.13	125.71
01-13-20	100.0000	ACCENTURE PLC-CLA	21,064.00	20,917.57	-146.43
01-13-20	66.0000	ACCENTURE PLC-CLA	13,902.24	13,804.94	-97.30
01-13-20	96.0000	ADOBE SYSTEMS INC	31,661.76	33,099.45	1,437.69
01-13-20	485.0000	ARCHER DANIELS MIDLAND COM	22,368.20	21,500.81	-867.39
01-13-20	7.0000	ALLIANCE DATA SYSTEMS	774.83	785.27	10.44
01-13-20	100.0000	ALLERGAN INC COM	18,438.09	19,128.60	690.51
01-13-20	100.0000	ALLERGAN INC COM	18,438.09	19,128.60	690.51
01-13-20	100.0000	ALLERGAN INC COM	18,438.09	19,128.60	690.51
01-13-20	5.0000	ALLERGAN INC COM	921.90	956.43	34.53
01-13-20	156	ANHUI CONCH CEMENT F	5,634.72	5,748.48	113.76
01-13-20	546.0000	AMERICAN INTL GROUP COM	27,846.00	28,589.77	743.77
01-13-20	88.0000	AKZO NOBEL NV SPON ADR F SPONSORED ADR 3 A	2,978.80	2,888.98	-89.82

Alaska Permanent Capital Management Co.
REALIZED GAINS AND LOSSES
CITY AND BOROUGH OF WRANGELL
From 01-01-20 Through 01-31-20

Date	Quantity	Security	Avg. Cost Basis	Proceeds	Gain Or Loss
01-13-20	1.0000	ALCAN ALUMINIUM NEW COM	47.59	48.49	0.90
01-13-20	99.0000	ALCAN ALUMINIUM NEW COM	4,711.41	4,799.92	88.51
01-13-20	157.0000	ALCAN ALUMINIUM NEW COM	7,471.63	7,611.99	140.36
01-13-20	67.0000	ALBEMARLE CORP	4,819.31	5,068.12	248.81
01-13-20	71.0000	ALCON INC F	3,988.07	4,148.44	160.37
01-13-20	5.0000	ALIGN TECHNOLOGY INC	1,378.15	1,491.20	113.05
01-13-20	66.0000	ALKERMES PLC F	1,328.58	1,253.57	-75.01
01-13-20	444.0000	ALLSTATE CORP	49,625.88	50,746.95	1,121.07
01-13-20	72.0000	ALLISON TRANSMISSION	3,484.80	3,529.01	44.21
01-13-20	117.0000	ALEXION PHARMA INC	12,653.55	13,324.85	671.30
01-13-20	240.0000	AMC NETWORKS INC CL A	9,529.39	9,767.80	238.41
01-13-20	69.0000	AMGEN INC.	16,578.63	16,341.97	-236.66
01-13-20	5.0000	AMGEN INC.	1,201.35	1,184.21	-17.14
01-13-20	3.0000	AMGEN INC.	720.81	710.53	-10.28
01-13-20	2.0000	AMGEN INC.	480.54	473.68	-6.86
01-13-20	37.0000	AMERICAN TOWER SYSTEMS	8,490.73	8,697.14	206.41
01-13-20	403.0000	AMERICA MOVIL SAB L ADRF SPONSORED ADR	6,476.21	6,433.77	-42.44
01-13-20	10.0000	AMAZON.COM INC	18,478.40	18,892.11	413.71
01-13-20	26.0000	AMAZON.COM INC	48,043.84	49,117.40	1,073.56
01-13-20	5.0000	ARISTA NETWORKS INC	1,015.65	1,054.48	38.83
01-13-20	56.0000	ANSYS INC	14,380.80	14,776.71	395.91
01-13-20	31.0000	ANTHEM INC	9,464.61	9,190.10	-274.51
01-13-20	25.0000	AMPHENOL CORP	2,707.00	2,725.32	18.32
01-13-20	54.0000	ALEXANDRIA REAL EST EQTY REIT	8,622.18	8,683.24	61.06
01-13-20	24.0000	AVERY DENNISON CORP COM	3,143.52	3,143.16	-0.36
01-13-20	213.0000	ANHEUSER BUSCH COS INC COM	17,546.94	17,293.51	-253.43
01-13-20	27.0000	BURLINGTON STORES	6,198.66	6,242.95	44.29

Alaska Permanent Capital Management Co.
REALIZED GAINS AND LOSSES
CITY AND BOROUGH OF WRANGELL
From 01-01-20 Through 01-31-20

<u>Date</u>	<u>Quantity</u>	<u>Security</u>	<u>Avg. Cost Basis</u>	<u>Proceeds</u>	<u>Gain Or Loss</u>
01-13-20	130.0000	CITIGROUP INC	10,336.30	10,472.58	136.28
01-13-20	114.0000	CITIGROUP INC	9,064.14	9,184.06	119.92
01-13-20	300.0000	CONAGRA INC COM	10,212.00	9,611.83	-600.17
01-13-20	100.0000	CONAGRA INC COM	3,404.00	3,203.94	-200.06
01-13-20	100.0000	CONAGRA INC COM	3,404.00	3,203.94	-200.06
01-13-20	14.0000	CONAGRA INC COM	476.56	448.55	-28.01
01-13-20	453.0000	CARDINAL HEALTH INC	22,998.81	22,841.42	-157.39
01-13-20	849	CAIXABANK F	843.99	838.33	-5.66
01-13-20	217.0000	CBRE GROUP INC	13,245.68	13,170.24	-75.44
01-13-20	95.0000	CITICORP COM	13,488.50	13,597.07	108.57
01-13-20	41.0000	CROWN CORK & SEAL INC COM	2,981.11	2,973.67	-7.44
01-13-20	67.0000	CADENCE DESIGN SYS	4,689.33	4,913.01	223.68
01-13-20	1.0000	CDW CORP	142.78	143.03	0.25
01-13-20	76.0000	CDW CORP	10,851.28	10,870.05	18.77
01-13-20	79.0000	CELANESE CORP-SERIES A	9,693.30	9,338.29	-355.01
01-13-20	34.0000	CNOOC LTD-ADR	5,606.60	6,148.51	541.91
01-13-20	29.0000	CERNER CORP	2,120.19	2,121.08	0.89
01-13-20	580.0000	CITIZENS FINL GROUP INC	23,449.40	23,083.58	-365.82
01-13-20	1,141.0000	COMPAGNIE FINAN RIC ADRFUNSPONSORED ADR	8,854.16	8,842.57	-11.59
01-13-20	76.0000	CHURCH & DWIGH CO INC	5,346.60	5,381.83	35.23
01-13-20	4.0000	CHOICE HOTELS INTL	416.32	400.59	-15.73
01-13-20	223.0000	CHEMICAL BKG CORP COM	9,408.37	9,461.69	53.32
01-13-20	28.0000	C H ROBINSON WORLDWD	2,171.12	2,250.95	79.83
01-13-20	112.0000	CIGNA CORPORATION	22,732.64	22,766.89	34.25
01-13-20	1,117	COMMERCIAL INTERNTNL B F	5,640.85	5,808.28	167.43

Alaska Permanent Capital Management Co.
REALIZED GAINS AND LOSSES
CITY AND BOROUGH OF WRANGELL
From 01-01-20 Through 01-31-20

Date	Quantity	Security	Avg. Cost Basis	Proceeds	Gain Or Loss
01-13-20	133.0000	CHINA CONSTR BANK ARD FUNSPONSORED ADR	2,290.33	2,346.74	56.41
01-13-20	506.0000	CHINA CONSTR BANK ARD FUNSPONSORED ADR	8,713.57	8,928.19	214.62
01-13-20	180	CHINA MERCHANTS BK F	4,611.60	4,784.30	172.70
01-13-20	201	CIELO S A F	412.05	355.16	-56.89
01-13-20	1,000	CIELO S A F	2,050.00	1,765.96	-284.04
01-13-20	88.0000	C I T GROUP INC	4,012.80	3,923.29	-89.51
01-13-20	80.0000	CORELOGIC INC	3,467.20	3,665.01	197.81
01-13-20	118.0000	CONTINENTAL RESOURCE	3,993.12	3,922.66	-70.46
01-13-20	9.0000	CDN IMPERIAL BK COMM F	745.74	744.03	-1.71
01-13-20	202.0000	COMERICA INCORPORATED	14,422.80	13,859.82	-562.98
01-13-20	592.0000	COMCAST CORP CLASS A	26,634.65	27,080.48	445.83
01-13-20	1,649.0000	COMCAST CORP CLASS A	74,190.10	75,425.35	1,235.25
01-13-20	903	COMPASS GROUP F	22,556.94	22,694.63	137.69
01-13-20	15.0000	CENTENE CORP	945.60	952.41	6.81
01-13-20	141.0000	CANADIAN NATL RAILWAY F	12,697.05	13,136.04	438.99
01-13-20	5.0000	CABOT OIL & GAS	85.65	85.92	0.27
01-13-20	200.0000	CONOCOPHILLIPS	12,922.00	13,002.73	80.73
01-13-20	196.0000	CONOCOPHILLIPS	12,663.56	12,741.72	78.16
01-13-20	300.0000	CONOCOPHILLIPS	19,383.00	19,502.60	119.60
01-13-20	74.0000	COSTCO	21,750.08	22,166.09	416.01
01-13-20	51.0000	COPART INC	4,633.86	4,900.90	267.04
01-13-20	249.0000	CREE INC	11,781.57	12,445.53	663.96
01-13-20	74.0000	CARTERS INC	8,161.46	8,043.63	-117.83
01-13-20	4.0000	CARTERS INC	441.16	434.79	-6.37
01-13-20	4.0000	CHARLES RIVER LABS	607.36	635.96	28.60
01-13-20	229.0000	SALESFORCE COM	37,241.56	42,106.25	4,864.69
01-13-20	99.0000	CERENCE INC	1,591.43	2,014.64	423.21

Alaska Permanent Capital Management Co.
REALIZED GAINS AND LOSSES
CITY AND BOROUGH OF WRANGELL
From 01-01-20 Through 01-31-20

Date	Quantity	Security	Avg. Cost Basis	Proceeds	Gain Or Loss
01-13-20	128.0000	CARREFOUR SA ADR NEW F SPONSORED ADR 1 ADR	426.24	431.35	5.11
01-13-20	907.0000	CISCO SYSTEMS	43,164.13	43,364.49	200.36
01-13-20	7.0000	COSTAR GROUP INC	4,178.16	4,502.74	324.58
01-13-20	18.0000	CARLISLE CO	2,916.72	2,895.42	-21.30
01-13-20	2.0000	CARLISLE CO	324.08	321.71	-2.37
01-13-20	445	CHINA SHENHUA ENRGY F	3,746.68	3,677.85	-68.83
01-13-20	18.0000	CINTAS CORP	4,830.48	5,090.11	259.63
01-13-20	139.0000	CORTEVA INC	4,011.54	3,938.29	-73.25
01-13-20	100.0000	CITRIX SYSTEMS INC	11,171.49	11,511.76	340.27
01-13-20	37.0000	CITRIX SYSTEMS INC	4,133.45	4,259.35	125.90
01-13-20	58.0000	CITRIX SYSTEMS INC	6,479.46	6,677.34	197.88
01-13-20	21.0000	CARNIVAL PLC ADR FSPONSORED ADR	1,013.25	981.03	-32.22
01-13-20	316.0000	CVS CORP	23,289.20	22,901.63	-387.57
01-13-20	51	DANONE F	839.97	811.39	-28.58
01-13-20	211.0000	DBS GROUP HOLDINGS ADR F SPONSORED ADR NEW	16,135.17	16,458.72	323.55
01-13-20	139.0000	DU PONT E I DE NEMOURS COM	8,658.31	8,366.74	-291.57
01-13-20	426.0000	QUEST DIAGNOSTIC INC	45,305.10	45,397.58	92.48
01-13-20	48.0000	DANAHER CORP	7,367.04	7,655.04	288.00
01-13-20	162.0000	DISNEY WALT CO DEL COM	23,290.74	23,291.43	0.69
01-13-20	237.0000	DISCOVERY COMM INC	6,758.67	7,520.06	761.39
01-13-20	100.0000	DISCOVERY COMM INC	2,851.76	3,172.93	321.17
01-13-20	100.0000	DISCOVERY COMM INC	2,851.76	3,172.93	321.17
01-13-20	100.0000	DISCOVERY COMM INC	2,851.76	3,172.93	321.17
01-13-20	1.0000	DOLBY LABORATORIES INC	68.86	68.98	0.12
01-13-20	100.0000	DOLBY LABORATORIES INC	6,886.00	6,896.86	10.86

Alaska Permanent Capital Management Co.
REALIZED GAINS AND LOSSES
CITY AND BOROUGH OF WRANGELL
From 01-01-20 Through 01-31-20

Date	Quantity	Security	Avg. Cost Basis	Proceeds	Gain Or Loss
01-13-20	100.0000	DOLBY LABORATORIES INC	6,886.00	6,896.86	10.86
01-13-20	5.0000	DOLBY LABORATORIES INC	344.30	344.84	0.54
01-13-20	21.0000	DOLBY LABORATORIES INC	1,446.06	1,448.34	2.28
01-13-20	200.0000	DOLLAR TREE INC	18,698.00	18,153.62	-544.38
01-13-20	5.0000	DOLLAR TREE INC	467.45	453.84	-13.61
01-13-20	51.0000	DOLLAR TREE INC	4,767.99	4,629.17	-138.82
01-13-20	97.0000	DUNKIN BRANDS GROUP	7,290.52	7,574.27	283.75
01-13-20	484.0000	NOW INC	5,772.53	5,519.28	-253.25
01-13-20	1.0000	DOW CHEM CO COM	54.34	52.09	-2.25
01-13-20	138.0000	DOW CHEM CO COM	7,498.92	7,187.58	-311.34
01-13-20	52.0000	DEUTSCHE POST NEW ADR F SPONSORED ADR 1 AD	1,958.66	1,956.15	-2.51
01-13-20	4.0000	DOMINOS PIZZA INC	1,173.00	1,136.78	-36.22
01-13-20	43.0000	DAVITA INC	3,185.44	3,306.42	120.98
01-13-20	500	DAIWA HOUSE IND LTD F	15,449.95	15,492.43	42.48
01-13-20	10	DAIWA HOUSE IND LTD F	309.00	309.85	0.85
01-13-20	167	AIRBUS GROUP F	6,137.25	6,275.73	138.48
01-13-20	299.0000	ENCANA CORP F	1,387.36	1,297.66	-89.70
01-13-20	5.0000	ECOLAB INC COM	958.10	954.78	-3.32
01-13-20	5.0000	ECOLAB INC COM	958.10	954.78	-3.32
01-13-20	84.0000	EURONET WORLDWIDE	13,250.16	13,758.42	508.26
01-13-20	372.0000	EDISON INTERNTNL	27,792.12	28,057.33	265.21
01-13-20	131	EAST JAPAN RAILWAY F	1,955.83	1,966.93	11.10
01-13-20	96.0000	ESTEE LAUDER COMPANIES-CL A	19,827.84	20,418.80	590.96
01-13-20	1.0000	ELANCO ANIMAL HEALTH INC	29.29	28.24	-1.05
01-13-20	42.0000	ELANCO ANIMAL HEALTH INC	1,230.18	1,185.89	-44.29

Alaska Permanent Capital Management Co.
REALIZED GAINS AND LOSSES
CITY AND BOROUGH OF WRANGELL
From 01-01-20 Through 01-31-20

Date	Quantity	Security	Avg. Cost Basis	Proceeds	Gain Or Loss
01-13-20	89.0000	EMCOR GROUP INC	7,728.76	7,688.62	-40.14
01-13-20	62.0000	ENBRIDGE INC F	2,452.10	2,493.28	41.18
01-13-20	24	ENGIE SA F	389.76	397.02	7.26
01-13-20	18.0000	EQUINIX INC	10,444.32	10,675.18	230.86
01-13-20	100	EQUINOR A S A F	1,983.00	2,047.46	64.46
01-13-20	100	EQUINOR A S A F	1,983.00	2,047.46	64.46
01-13-20	100	EQUINOR A S A F	1,983.00	2,047.46	64.46
01-13-20	35	EQUINOR A S A F	694.05	716.62	22.57
01-13-20	369.0000	EQUITY RESIDENTIAL REIT	29,785.68	30,253.68	468.00
01-13-20	234.0000	EATON CORP COM	22,213.62	22,193.08	-20.54
01-13-20	68.0000	EDWARDS LIFESCIENCES CORP	15,851.54	15,880.93	29.39
01-13-20	128.0000	EAST WEST BANCORP	6,277.12	6,054.91	-222.21
01-13-20	352.0000	EXELON CORP	15,973.76	16,316.13	342.37
01-13-20	52.0000	EXELIXIS INC	921.44	960.16	38.72
01-13-20	48.0000	EXPEDITORS INTL WASH	3,743.52	3,719.68	-23.84
01-13-20	56.0000	EXPEDIA INC	6,035.12	6,189.44	154.32
01-13-20	103	FANUC LTD JAPAN F	1,895.20	1,921.43	26.23
01-13-20	84.0000	FASTENAL CO	3,103.38	3,066.22	-37.16
01-13-20	1.0000	FACEBOOK INC CLASS A	205.25	220.78	15.53
01-13-20	100.0000	FACEBOOK INC CLASS A	20,525.00	22,077.93	1,552.93
01-13-20	53.0000	FACEBOOK INC CLASS A	10,878.25	11,701.48	823.23
01-13-20	60.0000	FORTUNE BRANDS HM&S	3,922.80	4,077.48	154.68
01-13-20	250.0000	FREEPORT MCMORAN COPPER	2,833.33	3,385.68	552.35
01-13-20	200.0000	FREEPORT MCMORAN COPPER	2,266.66	2,708.54	441.88
01-13-20	1,243.0000	FREEPORT MCMORAN COPPER	14,087.30	16,836.09	2,748.79
01-13-20	200	FERGUSON PLC F	1,798.00	1,860.96	62.96
01-13-20	1,749	FERGUSON PLC F	15,723.51	16,247.87	524.36
01-13-20	139.0000	FOOT LOCKER INC	5,425.17	5,387.79	-37.38
01-13-20	100.0000	FLUOR CORP COM	1,851.03	1,886.26	35.23
01-13-20	100.0000	FLUOR CORP COM	1,851.03	1,886.46	35.43
01-13-20	90.0000	FLUOR CORP COM	1,665.93	1,697.63	31.70
01-13-20	95.0000	FLUOR CORP COM	1,758.48	1,791.95	33.47

Alaska Permanent Capital Management Co.
REALIZED GAINS AND LOSSES
CITY AND BOROUGH OF WRANGELL
From 01-01-20 Through 01-31-20

Date	Quantity	Security	Avg. Cost Basis	Proceeds	Gain Or Loss
01-13-20	44.0000	FLEET FINL GROUP INC COM	12,659.68	13,191.72	532.04
01-13-20	55.0000	FLOOR & DECOR HOLDINGS I	2,763.20	2,585.62	-177.58
01-13-20	134.0000	FIDELITY NATL FINL	6,046.08	6,204.51	158.43
01-13-20	77.0000	FIRST REPUBLIC BANK	9,037.49	8,847.43	-190.06
01-13-20	113.0000	FORTINET INC	12,085.35	13,141.44	1,056.09
01-13-20	31.0000	LIBERTY MEDIA CORP	1,292.85	1,348.59	55.74
01-13-20	47.0000	LIBERTY MEDIA CORP	2,063.53	2,148.62	85.09
01-13-20	2.0000	GILLETTE CO COM	84.24	87.40	3.16
01-13-20	1.0000	GILLETTE CO COM	42.12	43.70	1.58
01-13-20	77.0000	GILLETTE CO COM	3,243.24	3,364.83	121.59
01-13-20	100.0000	GILLETTE CO COM	4,212.00	4,369.91	157.91
01-13-20	100.0000	GILLETTE CO COM	4,212.00	4,369.91	157.91
01-13-20	48.0000	GLACIER BANCORP INC	2,194.08	2,142.59	-51.49
01-13-20	47.0000	GO DADDY GROUP INC CLASS A	3,174.38	3,398.22	223.84
01-13-20	841.0000	GENERAL ELEC CO COM	9,318.28	10,142.67	824.39
01-13-20	43.0000	GILDAN ACTIVEWEAR F	1,271.08	1,233.43	-37.65
01-13-20	49.0000	G C I LIBERTY INC CLASS A	3,574.06	3,609.84	35.78
01-13-20	459.0000	GENERAL MTRS CORP COM	16,725.96	16,015.33	-710.63
01-13-20	232	GENMAB A/S F	5,127.20	5,270.93	143.73
01-13-20	106.0000	GNC HOLDINGS INC CLASS A	283.02	237.82	-45.20
01-13-20	45.0000	ALPHABET INC. CLASS C	60,165.90	64,669.35	4,503.45
01-13-20	71.0000	GLOBAL PAYMENTS INC	12,875.85	13,719.76	843.91
01-13-20	14.0000	GRACE W R & CO COM	967.12	968.01	0.89
01-13-20	11	GIVAUDAN SA F	684.97	680.45	-4.52
01-13-20	10.0000	GRAINGER W W INC COM	3,382.50	3,450.89	68.39
01-13-20	6.0000	GRAINGER W W INC COM	2,029.50	2,070.54	41.04
01-13-20	722.0000	HALLIBURTON CO COM	17,732.32	17,181.07	-551.25
01-13-20	72.0000	HOME DEPOT INC COM	15,708.38	16,063.42	355.04
01-13-20	94	HENGAN INTL GROUP F	3,329.48	3,762.74	433.26

Alaska Permanent Capital Management Co.
REALIZED GAINS AND LOSSES
CITY AND BOROUGH OF WRANGELL
From 01-01-20 Through 01-31-20

Date	Quantity	Security	Avg. Cost Basis	Proceeds	Gain Or Loss
01-13-20	47.0000	HILTON HOTELS CORP COM	5,234.39	5,122.33	-112.06
01-13-20	16.0000	HARLEY DAVIDSON INC	600.80	565.03	-35.77
01-13-20	100.0000	HONEYWELL INC COM	17,642.00	18,121.62	479.62
01-13-20	19.0000	HONEYWELL INC COM	3,351.98	3,443.11	91.13
01-13-20	20.0000	HONEYWELL INC COM	3,528.40	3,623.24	94.84
01-13-20	818.0000	HOST HOTELS & RESORTS REIT	15,239.34	14,430.77	-808.57
01-13-20	149.0000	HEXCEL CORP	10,999.18	11,876.54	877.36
01-13-20	10.0000	IDEXX LABS INC	2,616.00	2,830.46	214.46
01-13-20	9.0000	IDEX CORP	1,550.97	1,564.40	13.43
01-13-20	1.0000	IDEX CORP	172.33	173.83	1.50
01-13-20	10.0000	IDEX CORP	1,723.30	1,737.85	14.55
01-13-20	461	INFORMA P L C F	10,566.12	10,302.68	-263.44
01-13-20	267	IMPERIAL LOGISTICS LTD F	1,068.00	984.54	-83.46
01-13-20	61.0000	ILLUMINA INC	20,236.14	19,826.43	-409.71
01-13-20	20.0000	IMMUNOGEN INC	72.46	88.26	15.80
01-13-20	281.0000	IMMUNOGEN INC	1,018.07	1,240.19	222.12
01-13-20	32.0000	INCYTE CORPORATION	2,817.60	2,460.44	-357.16
01-13-20	61.0000	IHS MARKIT LTD F	4,562.19	4,852.46	290.27
01-13-20	740	INFOSYS LTD F	7,518.40	8,032.53	514.13
01-13-20	89.0000	I N G GROEP N V ADR F 1 ADR REP 1 ORD	1,068.00	1,068.39	0.39
01-13-20	785.0000	INTEL CORPORATION	46,801.70	46,779.77	-21.93
01-13-20	100.0000	INTEL CORPORATION	5,962.00	5,958.88	-3.12
01-13-20	300.0000	IONIS PHARMACEUTICALS IN	17,814.10	18,768.99	954.89
01-13-20	58.0000	IONIS PHARMACEUTICALS IN	3,444.06	3,628.67	184.61
01-13-20	253.0000	INTL PAPER CO COM	11,612.70	11,262.07	-350.63
01-13-20	4.0000	INGERSOLL-RAND CO.	531.56	525.71	-5.85
01-13-20	27.0000	INTUITIVE SURGICAL	15,961.05	16,303.05	342.00
01-13-20	67.0000	Jacobs Engineering	6,004.54	6,106.92	102.38
01-13-20	74.0000	Jacobs Engineering	6,631.88	6,744.52	112.64
01-13-20	62	JAPAN AIRLS LTD F	961.00	970.28	9.28

Alaska Permanent Capital Management Co.
REALIZED GAINS AND LOSSES
CITY AND BOROUGH OF WRANGELL
From 01-01-20 Through 01-31-20

<u>Date</u>	<u>Quantity</u>	<u>Security</u>	<u>Avg. Cost Basis</u>	<u>Proceeds</u>	<u>Gain Or Loss</u>
01-13-20	18.0000	JAZZ PHARMACEUTICAL F	2,675.70	2,619.54	-56.16
01-13-20	39.0000	JETBLUE AIRWAYS CORP	729.69	721.88	-7.81
01-13-20	524.0000	JOHNSON CTLS INC COM	22,175.23	21,625.08	-550.15
01-13-20	49.0000	JELD WEN HOLDING INC	1,139.25	1,222.42	83.17
01-13-20	100.0000	JOHNSON & JOHNSON COM	14,530.00	14,510.70	-19.30
01-13-20	10.0000	JOHNSON & JOHNSON COM	1,453.00	1,451.07	-1.93
01-13-20	100.0000	JOHNSON & JOHNSON COM	14,530.00	14,511.20	-18.80
01-13-20	99.0000	JOHNSON & JOHNSON COM	14,384.70	14,365.59	-19.11
01-13-20	105.0000	MORGAN J P & CO INC COM	14,573.52	14,348.32	-225.20
01-13-20	300.0000	MORGAN J P & CO INC COM	41,638.62	40,995.20	-643.42
01-13-20	684.0000	KAO CORP F UNSPONSORED ADR 1 ADR REPS 0.2	11,292.84	11,446.50	153.66
01-13-20	168.0000	KB FINANCIAL GROUP ADR F SPONSORED ADR 1 A	6,893.04	6,740.66	-152.38
01-13-20	376	KIMBERLY CLARK DE MX F	3,763.80	3,939.46	175.66
01-13-20	91.0000	K D D I CORP ADR FUNSPONSORED ADR	1,349.89	1,363.61	13.72
01-13-20	100.0000	K D D I CORP ADR FUNSPONSORED ADR	1,483.40	1,498.47	15.07
01-13-20	44.0000	KEYSIGHT TECHNOLOGIES	4,495.92	4,472.07	-23.85
01-13-20	100.0000	KEYSIGHT TECHNOLOGIES	10,218.00	10,163.79	-54.21
01-13-20	255.0000	KOC HOLDINGS AS ADR FUNSPONSORED ADR	4,285.28	4,498.11	212.83
01-13-20	4.0000	K L A TENCOR CORP	713.48	697.43	-16.05

Alaska Permanent Capital Management Co.
REALIZED GAINS AND LOSSES
CITY AND BOROUGH OF WRANGELL
From 01-01-20 Through 01-31-20

Date	Quantity	Security	Avg. Cost Basis	Proceeds	Gain Or Loss
01-13-20	71.0000	K L A TENCOR CORP	12,664.27	12,378.89	-285.38
01-13-20	1.0000	K L A TENCOR CORP	178.37	174.36	-4.01
01-13-20	583.0000	KOMATSU LTD ADR NEW FSPONSORED ADR	13,957.02	13,892.60	-64.42
01-13-20	33.0000	CARMAX INC	2,885.19	2,992.06	106.87
01-13-20	15.0000	CARMAX INC	1,311.45	1,360.02	48.57
01-13-20	1.0000	CARMAX INC	87.43	90.67	3.24
01-13-20	41.0000	COCA COLA CO COM	2,266.07	2,298.21	32.14
01-13-20	132	KASIKORNBANK PUBLIC F	2,621.52	2,426.77	-194.75
01-13-20	100.0000	KANSAS CITY SOUTHERN	15,309.00	15,965.67	656.67
01-13-20	46.0000	KANSAS CITY SOUTHERN	7,042.14	7,344.21	302.07
01-13-20	11.0000	KONTOOR BRANDS INC	464.64	454.40	-10.24
01-13-20	23.0000	LIBERTY BROADBAND CO	2,723.61	2,957.71	234.10
01-13-20	86.0000	LIBERTY BROADBAND CO	10,541.98	11,172.40	630.42
01-13-20	72.0000	LIBERTY GLOBAL INC F	1,553.76	1,443.89	-109.87
01-13-20	77.0000	LAB CO OF AMER HLDG	12,962.95	13,768.71	805.76
01-13-20	326.0000	L3HARRIS TECHNOLOGIES IN	65,827.43	69,010.23	3,182.80
01-13-20	37.0000	LENNOX INTERNATIONAL	8,978.79	9,119.75	140.96
01-13-20	21.0000	LINDE PLC F	4,441.29	4,425.54	-15.75
01-13-20	54.0000	LOCKHEED MARTIN CORP	21,162.60	22,568.17	1,405.57
01-13-20	62.0000	LOGMEIN INC	5,064.03	5,332.52	268.49
01-13-20	322.0000	LOWES COS INC COM	38,636.67	39,011.84	375.17
01-13-20	38.0000	LPL FINANCIAL HLDGS	3,518.42	3,738.66	220.24
01-13-20	10.0000	LANDSTAR SYS INC	1,129.90	1,136.88	6.98
01-13-20	130.0000	LIBERTY MEDIA CORP	6,226.51	6,213.49	-13.02
01-13-20	261.0000	LIBERTY MEDIA CORP	12,420.77	12,546.64	125.87

Alaska Permanent Capital Management Co.
REALIZED GAINS AND LOSSES
CITY AND BOROUGH OF WRANGELL
From 01-01-20 Through 01-31-20

Date	Quantity	Security	Avg. Cost Basis	Proceeds	Gain Or Loss
01-13-20	200	LIFE HEALTHCARE GROUP F	1,410.00	1,407.97	-2.03
01-13-20	48	LIFE HEALTHCARE GROUP F	338.40	340.31	1.91
01-13-20	85	PUBLIC JOINT STOCK CO F	8,415.67	9,026.81	611.14
01-13-20	20.0000	LULULEMON ATHLETICA INC.	4,628.27	4,878.13	249.86
01-13-20	10.0000	LULULEMON ATHLETICA INC.	2,314.14	2,439.05	124.91
01-13-20	54.0000	LULULEMON ATHLETICA INC.	12,496.33	13,168.17	671.84
01-13-20	11.0000	LULULEMON ATHLETICA INC.	2,545.55	2,682.40	136.85
01-13-20	365.0000	LLOYDS BANKING GP ADR F SPONSORED ADR 1 AD	1,204.50	1,114.33	-90.17
01-13-20	100.0000	LIVE NATION ENTRTMNT	7,121.00	7,251.35	130.35
01-13-20	3.0000	LIVE NATION ENTRTMNT	213.63	217.50	3.87
01-13-20	46.0000	LIVE NATION ENTRTMNT	3,275.66	3,335.09	59.43
01-13-20	3.0000	LIVE NATION ENTRTMNT	213.63	217.50	3.87
01-13-20	166.0000	MAY DEPT STORES CO COM	49,559.85	52,223.23	2,663.38
01-13-20	91.0000	MID-AMERICA APARTMENT COMM.	11,880.05	12,066.75	186.70
01-13-20	1.0000	MARRIOTT INT'L INC.	151.43	146.45	-4.98
01-13-20	60.0000	MARRIOTT INT'L INC.	9,085.80	8,786.82	-298.98
01-13-20	21.0000	MARRIOTT INT'L INC.	3,180.03	3,075.39	-104.64
01-13-20	56.0000	MASCO CORP COM	2,693.04	2,671.90	-21.14
01-13-20	15.0000	MASIMO CORP	2,379.00	2,475.70	96.70
01-13-20	521	MOBILE TELESYSTEMS PJS F	5,308.99	5,435.90	126.91
01-13-20	8.0000	MCDONALDS CORP COM	1,575.28	1,649.65	74.37
01-13-20	912.0000	MONDELEZ INTL INC CL A	50,160.00	49,715.10	-444.90
01-13-20	100.0000	MEDTRONIC INC COM	11,255.98	11,739.76	483.78

Alaska Permanent Capital Management Co.
REALIZED GAINS AND LOSSES
CITY AND BOROUGH OF WRANGELL
From 01-01-20 Through 01-31-20

Date	Quantity	Security	Avg. Cost Basis	Proceeds	Gain Or Loss
01-13-20	32.0000	MEDTRONIC INC COM	3,601.91	3,756.72	154.81
01-13-20	472.0000	MEDTRONIC INC COM	53,128.23	55,411.65	2,283.42
01-13-20	398.0000	METLIFE INC	20,178.60	20,955.66	777.06
01-13-20	121.0000	MANULIFE FINANCIAL CORPF	2,441.78	2,546.21	104.43
01-13-20	59	MICRO FOCUS INTERNTNL F	836.03	842.31	6.28
01-13-20	244.0000	MICHELIN COMPAGNIE ADR F UNSPONSORED ADR 5	5,892.60	6,009.84	117.24
01-13-20	300.0000	MICHELIN COMPAGNIE ADR F UNSPONSORED ADR 5	7,245.00	7,389.15	144.15
01-13-20	53.0000	MOHAWK INDUSTRIES	7,175.14	6,785.25	-389.89
01-13-20	4.0000	MARKEL CORP HOLDING COMPANY	4,560.00	4,672.31	112.31
01-13-20	425	MAKITA CORP F	14,785.75	15,958.42	1,172.67
01-13-20	275.0000	MARSH & MCLENNAN COS COM	30,753.25	30,791.14	37.89
01-13-20	6.0000	MINNESOTA MNG & MFG CO COM	1,054.98	1,088.19	33.21
01-13-20	1.0000	MOLINA HEALTHCARE	135.84	140.28	4.44
01-13-20	32.0000	MOLINA HEALTHCARE	4,346.88	4,488.87	141.99
01-13-20	268	MOTUS HLDGS LTD F	1,513.53	1,439.13	-74.40
01-13-20	699.0000	MERCK & CO INC COM	63,620.69	62,454.36	-1,166.33
01-13-20	1,327.0000	USX MARATHON GROUP COM NEW	17,808.34	17,467.34	-341.00
01-13-20	366.0000	MORGAN STANLEY COM	18,651.36	19,248.56	597.20
01-13-20	350.0000	MICROSOFT CORP	55,192.41	56,947.32	1,754.91
01-13-20	36.0000	MICROSOFT CORP	5,676.93	5,857.44	180.51
01-13-20	99.0000	M S G NETWORK INC	1,715.67	1,539.27	-176.40
01-13-20	23.0000	NTNL INSTRUMENTS	974.74	1,018.52	43.78
01-13-20	188	NEDBANK GROUP LTD F	2,898.96	2,774.82	-124.14
01-13-20	8.0000	NEXTERA ENERGY INC	1,930.32	1,969.32	39.00

Alaska Permanent Capital Management Co.
REALIZED GAINS AND LOSSES
CITY AND BOROUGH OF WRANGELL
From 01-01-20 Through 01-31-20

Date	Quantity	Security	Avg. Cost Basis	Proceeds	Gain Or Loss
01-13-20	3.0000	NEWMARKET CORPORATION	1,463.79	1,393.59	-70.20
01-13-20	96.0000	NETFLIX INC	31,062.72	32,652.04	1,589.32
01-13-20	215.0000	NIKE INC CL B	21,781.65	21,889.97	108.32
01-13-20	1.0000	NORTHROP GRUMMAN CORP COM	349.07	376.72	27.65
01-13-20	84.0000	NORTHROP GRUMMAN CORP COM	29,321.88	31,644.66	2,322.78
01-13-20	290.0000	NATIONAL OILWELL VARCO	6,548.20	6,854.59	306.39
01-13-20	80.0000	SERVICE NOW INC	22,606.18	24,340.83	1,734.65
01-13-20	1,031	NORDEA BANK ABP F	8,412.96	8,375.16	-37.80
01-13-20	500	NORDEA BANK ABP F	4,080.00	4,061.67	-18.33
01-13-20	25.0000	NESTLE SA-SPONS ADR FOR REG	2,696.25	2,663.07	-33.18
01-13-20	4.0000	NETWORK APPLIANCE INC	246.12	256.19	10.07
01-13-20	5.0000	NETWORK APPLIANCE INC	307.65	320.24	12.59
01-13-20	28.0000	NETWORK APPLIANCE INC	1,722.84	1,793.36	70.52
01-13-20	7.0000	NETWORK APPLIANCE INC	430.71	448.34	17.63
01-13-20	40.0000	NETWORK APPLIANCE INC	2,461.20	2,561.95	100.75
01-13-20	39	NETEASE INC F	11,840.01	13,549.20	1,709.19
01-13-20	796.0000	NUANCE COMMUN INC	13,355.00	15,341.23	1,986.23
01-13-20	358.0000	NUCOR CORP COM	19,697.85	19,210.78	-487.07
01-13-20	100.0000	NUCOR CORP COM	5,502.19	5,366.39	-135.80
01-13-20	1.0000	NVIDIA CORP	235.30	251.28	15.98
01-13-20	92.0000	NVIDIA CORP	21,647.60	23,117.28	1,469.68
01-13-20	361.0000	NOVARTIS A G SPON ADR F SPONSORED ADR1	34,132.55	33,840.41	-292.14
01-13-20	764.0000	OAD GAZPROM SPON ADR F SPONSORED ADR 1 ADR	6,290.06	6,234.11	-55.95

Alaska Permanent Capital Management Co.
REALIZED GAINS AND LOSSES
CITY AND BOROUGH OF WRANGELL
From 01-01-20 Through 01-31-20

Date	Quantity	Security	Avg. Cost Basis	Proceeds	Gain Or Loss
01-13-20	9.0000	OWENS-ILLINOIS INC	106.29	124.33	18.04
01-13-20	9.0000	ONEOK INC	678.78	684.35	5.57
01-13-20	51.0000	ON SEMICONDUCTOR CO	1,238.79	1,280.72	41.93
01-13-20	783.0000	ORACLE SYSTEMS CORP	41,264.10	42,822.87	1,558.77
01-13-20	10.0000	O REILLY AUTOMOTIVE	4,375.10	4,353.49	-21.61
01-13-20	716.0000	OCCIDENTAL PETE CP DEL COM	28,883.00	33,186.63	4,303.63
01-13-20	14.0000	PALO ALTO NETWORKS	3,240.02	3,377.94	137.92
01-13-20	339.0000	PUBLIC SVC ENTERPRISE COM	19,889.13	19,797.46	-91.67
01-13-20	1,066.0000	PFIZER INC COM	41,478.06	42,186.08	708.02
01-13-20	27.0000	PROCTER & GAMBLE CO COM	3,360.69	3,359.23	-1.46
01-13-20	116.0000	PROGRESSIVE CORP	8,389.12	8,668.50	279.38
01-13-20	123	PHILIPPINE LONG DST F	2,487.06	2,583.69	96.63
01-13-20	189.0000	PHILIP MORRIS INTERNAT'L	16,197.30	16,593.29	395.99
01-13-20	2.0000	PNC BK CORP COM	320.04	317.97	-2.07
01-13-20	11.0000	PNC BK CORP COM	1,760.22	1,748.85	-11.37
01-13-20	176.0000	PENTAIR LTD F	7,687.06	8,056.62	369.56
01-13-20	18.0000	POST HOLDINGS INC	1,962.90	1,963.40	0.50
01-13-20	697	PT BK MANDIRI PRSRO F	7,715.79	7,917.76	201.97
01-13-20	20.0000	PPG INDS INC COM	2,658.40	2,571.71	-86.69
01-13-20	232	KERING S A F	15,163.52	15,242.08	78.56
01-13-20	2.0000	PRA HEALTH SCIENCES	220.38	207.10	-13.28
01-13-20	7.0000	PRA HEALTH SCIENCES	771.33	724.49	-46.84
01-13-20	248	PT SEMEN INDONESIA PER F	4,225.92	4,339.91	113.99
01-13-20	16.0000	PHILLIPS 66	1,765.92	1,676.71	-89.21
01-13-20	544	PT ASTRA INTL TBK F	5,352.96	5,505.17	152.21
01-13-20	733.0000	PRUDENTIAL CORP PLC ADRFSPONSORED ADR	27,685.41	28,062.33	376.92
01-13-20	77.0000	PHILLIPS-VAN HEUSEN	8,008.77	7,745.93	-262.84
01-13-20	40.0000	PIONEER NATURAL RES	6,034.80	5,873.88	-160.92
01-13-20	154.0000	PAYPAL HOLDINGS INCO	16,658.18	17,796.41	1,138.23
01-13-20	657.0000	QURATE RETAIL INC	6,480.97	5,757.30	-723.67

Alaska Permanent Capital Management Co.
REALIZED GAINS AND LOSSES
CITY AND BOROUGH OF WRANGELL
From 01-01-20 Through 01-31-20

Date	Quantity	Security	Avg. Cost Basis	Proceeds	Gain Or Loss
01-13-20	187.0000	RENAL CARE GROUP INC	9,239.67	9,271.27	31.60
01-13-20	500	RED ELECTRICA CORPORAC F	5,025.00	4,811.65	-213.35
01-13-20	632	RED ELECTRICA CORPORAC F	6,351.60	6,081.92	-269.68
01-13-20	850.0000	ROYAL DUTCH SHELL A ADRFSPONSORED ADR	49,878.00	50,051.21	173.21
01-13-20	45.0000	ROYAL DUTCH SHELL PLC	2,683.35	2,700.84	17.49
01-13-20	1.0000	ROYAL DUTCH SHELL PLC	59.63	60.02	0.39
01-13-20	234	ROYAL DSM N V F	7,583.94	7,217.58	-366.36
01-13-20	39.0000	EVEREST RE GROUP LTD F	10,820.55	10,781.68	-38.87
01-13-20	942	RELX PLC F	23,681.88	23,872.80	190.92
01-13-20	25.0000	REINSURANCE GP AMER	4,053.75	3,924.42	-129.33
01-13-20	7.0000	REINSURANCE GP AMER	1,135.05	1,098.84	-36.21
01-13-20	5.0000	REINSURANCE GP AMER	810.75	784.88	-25.87
01-13-20	72.0000	REINSURANCE GP AMER	11,674.80	11,302.33	-372.47
01-13-20	555	ROCHE HOLDINGS LTD-SPONS ADR	22,605.15	22,835.01	229.86
01-13-20	47.0000	ROBERT HALF INTL INC	2,955.36	2,939.62	-15.74
01-13-20	13.0000	RESMED INC	2,009.67	2,053.16	43.49
01-13-20	4.0000	RINGCENTRAL INC CLASS A	667.12	745.69	78.57
01-13-20	4.0000	ROCKWELL INTL CORP COM	811.72	822.04	10.32
01-13-20	18.0000	ROPER TECHNOLOGIES	6,400.44	6,730.49	330.05
01-13-20	145.0000	ROSS STORES INC	16,892.50	17,423.10	530.60
01-13-20	83.0000	RR DONNELLEY & SONS	307.93	294.38	-13.55
01-13-20	146.0000	RAYTHEON CO COM	32,147.74	33,101.22	953.48
01-13-20	136	RYANAIR HLDGS PLC F	11,887.76	12,865.40	977.64
01-13-20	193.0000	ROLLS-ROYCE HLDGS ADR FSPONSORED ADR	1,738.93	1,732.14	-6.79

Alaska Permanent Capital Management Co.
REALIZED GAINS AND LOSSES
CITY AND BOROUGH OF WRANGELL
From 01-01-20 Through 01-31-20

<u>Date</u>	<u>Quantity</u>	<u>Security</u>	<u>Avg. Cost Basis</u>	<u>Proceeds</u>	<u>Gain Or Loss</u>
01-13-20	480	RYOHIN KEIKAKU CO F	11,212.80	10,401.38	-811.42
01-13-20	100	SAFRAN F	3,848.04	3,817.92	-30.12
01-13-20	100	SAFRAN F	3,848.04	3,817.92	-30.12
01-13-20	100	SAFRAN F	3,848.04	3,817.92	-30.12
01-13-20	100	SAFRAN F	3,848.04	3,817.92	-30.12
01-13-20	661	SAFRAN F	25,435.57	25,236.46	-199.11
01-13-20	15.0000	SAGE THERAPEUTICS	1,082.85	1,142.68	59.83
01-13-20	20.0000	SAGE THERAPEUTICS	1,443.80	1,523.57	79.77
01-13-20	276.0000	S A P AG ADR F SPONSORED ADR 1 ADR REP 1 O	36,815.64	38,135.32	1,319.68
01-13-20	804	SAMPO OYJ F	17,466.90	17,808.23	341.33
01-13-20	646.0000	SBERBANK ADR FSPONSORED ADR	10,671.66	11,130.35	458.69
01-13-20	133.0000	S E I INVESTMENTS CO	8,712.83	8,804.94	92.11
01-13-20	272	STANDARD BK GROUP F	3,278.96	3,157.85	-121.11
01-13-20	128.0000	SHINHAN FINL GROUP ADR F SPONSORED ADR 1 A	4,811.52	4,624.71	-186.81
01-13-20	93.0000	S K TELECOM LTD ADR FSPONSORED ADR	2,136.21	2,093.77	-42.44
01-13-20	47.0000	SCHLUMBERGER LTD COM	1,898.80	1,848.53	-50.27
01-13-20	100	SANLAM LTD F	1,158.00	1,089.98	-68.02
01-13-20	62	SANLAM LTD F	717.96	675.79	-42.17
01-13-20	100	SANLAM LTD F	1,158.00	1,089.98	-68.02
01-13-20	423.0000	SLM CORPORATION	3,775.28	3,553.85	-221.43
01-13-20	2,288	SUMITOMO MITSUI FINL00 F	16,954.08	16,844.13	-109.95
01-13-20	372.0000	SANOFI ADR F SPONSORED ADR 2 ADR REP 1 ORD	18,670.68	19,125.98	455.30
01-13-20	278	SONOVA HOLDING A G F	12,696.26	12,768.28	72.02

Alaska Permanent Capital Management Co.
REALIZED GAINS AND LOSSES
CITY AND BOROUGH OF WRANGELL
From 01-01-20 Through 01-31-20

Date	Quantity	Security	Avg. Cost Basis	Proceeds	Gain Or Loss
01-13-20	45.0000	S&P GLOBAL INC	12,287.25	13,131.63	844.38
01-13-20	93.0000	SPLUNK INC	13,928.61	14,644.17	715.56
01-13-20	47.0000	SPIRIT AEROSYSTEMS HOLD CLA	3,433.82	3,241.52	-192.30
01-13-20	154.0000	SQUARE INC CLASS A	9,634.24	10,537.01	902.77
01-13-20	200	SHOPRITE HOLDINGS LTD F	1,772.00	1,663.97	-108.03
01-13-20	150	SSE PLC F	2,853.38	2,805.84	-47.54
01-13-20	735.0000	SEAGATE TECHNOLOGY PLC F	43,443.81	44,657.68	1,213.87
01-13-20	1.0000	CONSTELLATION BRAND CLASS A	189.75	188.37	-1.38
01-13-20	18.0000	CONSTELLATION BRAND CLASS A	3,415.50	3,390.59	-24.91
01-13-20	537.0000	SUNCOR ENERGY INC	17,538.42	18,172.18	633.76
01-13-20	51.0000	SYNCHRONY FINANCIAL	1,838.55	1,802.05	-36.50
01-13-20	23.0000	SYSCO CORP COM	1,973.40	1,932.74	-40.66
01-13-20	39	SUZUKI MOTOR CO LTD F	6,493.50	6,528.85	35.35
01-13-20	444.0000	AT&T CORP COM	17,333.76	16,944.91	-388.85
01-13-20	974.0000	AT&T CORP COM	38,024.96	37,168.04	-856.92
01-13-20	197	TAKEDA PHARMA CO F	3,873.02	3,928.77	55.75
01-13-20	629.0000	TENCENT HOLDINGS ADR FUNSPONSORED ADR	30,198.29	32,999.81	2,801.52
01-13-20	25.0000	ATLASSIAN CORP PLC	2,983.25	3,400.44	417.19
01-13-20	300.0000	TELE-COMMUNICATIONS INC NEW CL A	28,097.18	29,213.40	1,116.22
01-13-20	80.0000	TELE-COMMUNICATIONS INC NEW CL A	7,492.58	7,790.24	297.66
01-13-20	100.0000	TELE-COMMUNICATIONS INC NEW CL A	9,365.73	9,739.80	374.07
01-13-20	1.0000	TELE-COMMUNICATIONS INC NEW CL A	93.66	97.40	3.74

Alaska Permanent Capital Management Co.
REALIZED GAINS AND LOSSES
CITY AND BOROUGH OF WRANGELL
From 01-01-20 Through 01-31-20

Date	Quantity	Security	Avg. Cost Basis	Proceeds	Gain Or Loss
01-13-20	2.0000	TELE-COMMUNICATIONS INC NEW CL A	187.31	194.80	7.49
01-13-20	200.0000	TELENOR ASA ADR F SPONSORED ADR 1 ADR REP	3,554.00	3,605.93	51.93
01-13-20	579.0000	TELENOR ASA ADR F SPONSORED ADR 1 ADR REP	10,288.83	10,439.15	150.32
01-13-20	482.0000	TRUIST FINL CORP	27,194.44	26,997.47	-196.97
01-13-20	208.0000	TARGET CORP	26,809.12	25,620.29	-1,188.83
01-13-20	171.0000	TELEKOMUNIK INDONESIA-SP ADR	4,849.56	5,009.67	160.11
01-13-20	20.0000	TOLL BROTHERS INC	788.80	840.48	51.68
01-13-20	314.0000	TOTAL S A ADR F 1 ADR REP 1 ORD	17,298.26	17,381.24	82.98
01-13-20	191.0000	TRANSCANADA CORP	10,059.97	10,077.64	17.67
01-13-20	9.0000	TRAVELERS COS INC	1,228.41	1,221.43	-6.98
01-13-20	50.0000	TESLA MOTORS INC	20,916.50	25,447.47	4,530.97
01-13-20	6.0000	TESLA MOTORS INC	2,509.98	3,053.70	543.72
01-13-20	234.0000	TAIWAN SEMICONDUCTR ADRF SPONSORED ADR 1 A	13,536.90	14,003.49	466.59
01-13-20	823.0000	TWITTER INC	24,431.38	26,856.56	2,425.18
01-13-20	300.0000	TWITTER INC	8,905.73	9,789.70	883.97
01-13-20	100.0000	TWITTER INC	2,968.58	3,263.23	294.65
01-13-20	100.0000	TWITTER INC	2,968.58	3,263.23	294.65
01-13-20	98.0000	TEXACO INC COM	2,164.82	2,297.07	132.25
01-13-20	14.0000	TEXAS INSTRS INC COM	1,787.24	1,818.70	31.46
01-13-20	725	UBISOFT ENTERTAINMENT F	9,903.50	10,599.28	695.78
01-13-20	368.0000	UNILEVER PLC-SPONSORED ADR	21,086.40	20,792.97	-293.43
01-13-20	545	UNICREDIT SPA F	3,934.90	3,994.85	59.95
01-13-20	295.0000	UNITED HEALTHCARE	78,611.70	85,679.27	7,067.57
01-13-20	20.0000	UNITED HEALTHCARE	5,329.61	5,808.28	478.67
01-13-20	95.0000	UNION PAC CORP COM	17,168.01	17,023.48	-144.53

Alaska Permanent Capital Management Co.
REALIZED GAINS AND LOSSES
CITY AND BOROUGH OF WRANGELL
From 01-01-20 Through 01-31-20

Date	Quantity	Security	Avg. Cost Basis	Proceeds	Gain Or Loss
01-13-20	18.0000	UNITED PARCEL SERVICE CLB	2,095.92	2,106.55	10.63
01-13-20	142.0000	URBAN OUTFITTERS INC	3,914.94	3,730.30	-184.64
01-13-20	391.0000	US BANCORP DEL NEW	23,135.47	22,024.57	-1,110.90
01-13-20	72.0000	UNITED TECHNOLOGIES CP COM	10,791.36	10,928.65	137.29
01-13-20	8.0000	UNITED TECHNOLOGIES CP COM	1,199.04	1,214.29	15.25
01-13-20	212.0000	VISA INC CL A CLASS A	39,833.82	41,236.69	1,402.87
01-13-20	300	VINCI S A F	8,286.00	8,312.08	26.08
01-13-20	374	VINCI S A F	10,329.88	10,362.40	32.52
01-13-20	211	VODACOM GROUP LIMITED F	1,734.42	1,747.04	12.62
01-13-20	200	VODACOM GROUP LIMITED F	1,644.00	1,662.97	18.97
01-13-20	89.0000	VEEVA SYSTEMS INC	12,540.99	13,185.08	644.09
01-13-20	81.0000	V F CORP COM	8,064.36	7,744.25	-320.11
01-13-20	738.0000	VIVENDI SA NEW ADR F UNSPONSORED ADR I ADR	21,281.71	21,047.32	-234.39
01-13-20	171.0000	VALERO ENERGY CORP NEW	15,882.48	16,646.61	764.13
01-13-20	11.0000	VULCAN MATERIALS COM	1,567.83	1,568.06	0.23
01-13-20	94.0000	VODAFONE GROUP PLC-SPS ADR	1,817.96	1,850.35	32.39
01-13-20	100.0000	VERTEX PHARMACEUTICALS	21,302.61	22,639.53	1,336.92
01-13-20	85.0000	VERTEX PHARMACEUTICALS	18,107.21	19,243.60	1,136.39
01-13-20	38.0000	VERTEX PHARMACEUTICALS	8,094.99	8,603.02	508.03
01-13-20	269	VOLKSWAGEN A G F	5,159.96	5,433.13	273.17
01-13-20	1,056	VOLKSWAGEN A G F	20,541.31	21,774.72	1,233.41
01-13-20	716.0000	VERIZON COMMUNICATIONS	43,826.36	42,237.33	-1,589.03

Alaska Permanent Capital Management Co.
REALIZED GAINS AND LOSSES
CITY AND BOROUGH OF WRANGELL
From 01-01-20 Through 01-31-20

Date	Quantity	Security	Avg. Cost Basis	Proceeds	Gain Or Loss
01-13-20	1.0000	WABTEC	77.60	78.00	0.40
01-13-20	56.0000	WABTEC	4,345.60	4,367.91	22.31
01-13-20	101.0000	WORKDAY INC CLASS A	16,597.25	18,366.37	1,769.12
01-13-20	363.0000	WESTERN DIGITAL CORP	19,020.38	25,188.78	6,168.40
01-13-20	10.0000	WADDELL & REED FINL CL A	167.60	167.21	-0.39
01-13-20	29.0000	WISCONSIN ENERGY CP HLDG CO	2,672.93	2,697.91	24.98
01-13-20	798	WEICHAI POWER CO LTD F	13,148.25	12,799.66	-348.59
01-13-20	51.0000	WENDYS INTL INC COM	1,130.16	1,088.51	-41.65
01-13-20	10.0000	WEX INC	2,083.20	2,185.98	102.78
01-13-20	4.0000	WEATHERFORD INTL ORDF	139.71	127.97	-11.74
01-13-20	109.0000	WESTLAKE CHEMICAL CO	7,522.09	7,508.85	-13.24
01-13-20	250.0000	WASTE MANAGEMENT INC	28,442.50	29,240.29	797.79
01-13-20	71.0000	WILLIAMS COS INC DEL COM	1,647.20	1,676.41	29.21
01-13-20	177.0000	WAL MART STORES INC COM	21,133.80	20,449.04	-684.76
01-13-20	42.0000	BERKLEY W R CORP	2,882.46	2,853.04	-29.42
01-13-20	300	WOLTERS KLUWER N V F	21,903.00	22,216.94	313.94
01-13-20	38	WOLTERS KLUWER N V F	2,774.38	2,814.14	39.76
01-13-20	90.0000	WESTERN UNION CO	2,410.20	2,364.61	-45.59
01-13-20	99.0000	WYNDHAM WORLDWIDE CORP	5,132.16	5,062.76	-69.40
01-13-20	100.0000	WYNDHAM WORLDWIDE CORP	5,184.00	5,115.09	-68.91
01-13-20	35.0000	XILINX INC	3,418.80	3,489.78	70.98
01-13-20	30.0000	XILINX INC	2,930.40	2,991.24	60.84
01-13-20	35.0000	XILINX INC	3,418.80	3,489.78	70.98

Alaska Permanent Capital Management Co.
REALIZED GAINS AND LOSSES
CITY AND BOROUGH OF WRANGELL
From 01-01-20 Through 01-31-20

<u>Date</u>	<u>Quantity</u>	<u>Security</u>	<u>Avg. Cost Basis</u>	<u>Proceeds</u>	<u>Gain Or Loss</u>
01-13-20	119	ENN ENERGY HOLDINGS F	5,175.31	5,515.54	340.23
01-13-20	23.0000	EXXON MOBIL CORP	1,598.04	1,602.01	3.97
01-13-20	60.0000	XPO LOGISTICS INC	4,752.60	4,734.16	-18.44
01-13-20	358	YPF SOCIEDAD ANONIMA F	4,138.48	3,835.78	-302.70
01-13-20	15.0000	ZEBRA TECHNOLOGIES	3,811.65	3,698.82	-112.83
01-13-20	4.0000	ZENDESK INC	305.20	334.42	29.22
01-13-20	15.0000	ZOETIS INC CLASS A	1,983.15	2,041.76	58.61
01-14-20	409.0000	AIA GROUP LTD NEW ADR F SPONSORED ADR 1 AD	17,198.45	18,406.26	1,207.81
01-14-20	292.0000	AUTODESK INC	49,029.55	55,946.27	6,916.72
01-14-20	171	AKBANK TURK ANONIM SIR F	462.56	502.73	40.17
01-14-20	147.0000	A O N PLC F	30,523.08	30,606.48	83.40
01-14-20	1,000	ASSA ABLOY AB F	11,620.00	11,818.76	198.76
01-14-20	1,125	ASSA ABLOY AB F	13,072.50	13,285.97	213.47
01-14-20	70	ASSTEAD GROUP PLC F	8,871.45	8,965.94	94.49
01-14-20	111	ASM PACIFIC TECH F	4,556.11	5,025.43	469.32
01-14-20	300.0000	AVAGO TECHNOLOGIES F	93,960.80	91,062.81	-2,897.99
01-14-20	186	AVIVA PLC F	2,040.05	1,989.23	-50.82
01-14-20	109.0000	AXALTA COATING SYSTE F	3,309.24	3,369.85	60.61
01-14-20	508.0000	ASTRAZENECA PLC ADR FSPONSORED ADR	25,337.73	25,430.46	92.73
01-14-20	6.0000	AUTOZONE INC	7,099.50	6,715.12	-384.38
01-14-20	82.0000	BOEING CO COM	26,712.32	27,400.55	688.23
01-14-20	142.0000	ALIBABA GROUP HLDG F ADR 1 ADR REPS 1 ORD	30,118.20	32,175.96	2,057.76
01-14-20	10.0000	BANKAMERICA CORP COM	351.50	355.12	3.62
01-14-20	748.0000	BANKAMERICA CORP COM	26,292.20	26,563.40	271.20

Alaska Permanent Capital Management Co.
REALIZED GAINS AND LOSSES
CITY AND BOROUGH OF WRANGELL
From 01-01-20 Through 01-31-20

Date	Quantity	Security	Avg. Cost Basis	Proceeds	Gain Or Loss
01-14-20	75	BALFOUR BEATTY PLC F	513.75	520.87	7.12
01-14-20	107.0000	BOOZ ALLEN HAMILTON CLASS A	7,603.42	8,374.10	770.68
01-14-20	78.0000	BROOKFIELD ASSET MGM F	4,509.96	4,682.01	172.05
01-14-20	162.0000	BASF SE F ADR 1 ADR REPS 1 ORD SHS	3,011.58	2,913.51	-98.07
01-14-20	535	BB SEGURIDADE PARTICIP F	5,061.10	4,846.47	-214.63
01-14-20	309.0000	BARCLAYS PLC ADR FSPONSORED ADR	2,910.78	2,900.18	-10.60
01-14-20	668	BANCO DO BRASIL S A F	8,780.86	8,055.91	-724.95
01-14-20	108	BIDVEST GRP LTD F	3,189.24	3,290.69	101.45
01-14-20	46.0000	BECTON DICKINSON & CO COM	12,443.92	12,631.28	187.36
01-14-20	16.0000	Brown Forman Corp Class B	1,081.28	1,096.64	15.36
01-14-20	100.0000	BHP BILLITON LTD ADR FSPONSORED ADR1	5,472.00	5,508.89	36.89
01-14-20	100.0000	BHP BILLITON LTD ADR FSPONSORED ADR1	5,472.00	5,508.89	36.89
01-14-20	302.0000	BHP BILLITON LTD ADR FSPONSORED ADR1	16,525.44	16,637.84	112.40
01-14-20	37.0000	BAIDU INC - SPON ADR	4,672.73	5,204.87	532.14
01-14-20	188.0000	BIOGEN IDEC INC	52,877.46	55,313.71	2,436.25
01-14-20	509.0000	BANK OF NEW YORK CO. INC	25,541.62	26,025.19	483.57
01-14-20	41.0000	BLACK KNIGHT INC	2,630.15	2,700.74	70.59
01-14-20	5.0000	BLACKROCK INC	2,504.20	2,594.12	89.92
01-14-20	60	BANCO MACRO S A F	2,176.20	2,014.95	-161.25
01-14-20	112.0000	BIOMARIN PHARMACEUTL	9,469.60	9,925.24	455.64
01-14-20	133.0000	BRISTOL MYERS SQUIBB COM	8,537.27	8,767.91	230.64

Alaska Permanent Capital Management Co.
REALIZED GAINS AND LOSSES
CITY AND BOROUGH OF WRANGELL
From 01-01-20 Through 01-31-20

Date	Quantity	Security	Avg. Cost Basis	Proceeds	Gain Or Loss
01-14-20	75.0000	BNP PARIBAS ADR F SPONSORED ADR 1 ADR REP	2,218.50	2,173.09	-45.41
01-14-20	58.0000	BP PLC ADR	2,180.80	2,246.09	65.29
01-14-20	9.0000	BRUKER CORP	453.96	480.91	26.95
01-14-20	120.0000	BROWN & BROWN INC	4,723.20	4,833.51	110.31
01-14-20	86.0000	BRIT AMER TOBACCO F ADR 1 ADR REPS 2 ORD S	3,651.56	3,887.55	235.99
01-14-20	597.0000	CARLSBERG AS ADR FSPONSORED	17,778.66	18,012.91	234.25
01-14-20	127	CLICKS GROUP LTD F	4,729.48	4,563.66	-165.82
01-14-20	187.0000	LIONS GATE ENTMT F	1,739.49	1,953.10	213.61
01-14-20	50	WEATHERFORD INTL WTF	240.71	92.50	-148.21
01-14-20	733	WOOLWORTHS HLDG LTD F	2,550.84	2,588.91	38.07
01-14-20	20,000	US TREASURY NOTES 2.750% Due 11-15-42	21,350.00	21,765.60	415.60
01-14-20	32,000	US TREASURY NOTES 3.375% Due 05-15-44	37,884.99	38,617.53	732.54
01-15-20	280.17	FHLMC G07289 3.000% Due 11-01-42	653.96	280.17	-373.79
01-15-20	276.88	FGLMC POOL G60440 3.500% Due 03-01-46	292.69	276.88	-15.81
01-15-20	137.56	FHLMC G61570 5.500% Due 11-01-42	193.98	137.56	-56.42
01-15-20	258.50	FHLMC G61653 5.000% Due 06-01-41	353.57	258.50	-95.07
01-15-20	18,000	AMERICAN INTL GROUP 3.750% Due 07-10-25	19,252.70	19,305.04	52.34
01-15-20	17,000	APPLE INC. 2.400% Due 05-03-23	17,287.98	17,295.56	7.58
01-15-20	10,000	AT&T INC. 5.35%40 5.350% Due 09-01-40	11,959.56	12,237.30	277.74
01-15-20	16,000	TRUIST FINL CORP 2.85%24 2.850% Due 10-26-24	16,533.82	16,524.76	-9.06

Alaska Permanent Capital Management Co.
REALIZED GAINS AND LOSSES
CITY AND BOROUGH OF WRANGELL
From 01-01-20 Through 01-31-20

Date	Quantity	Security	Avg. Cost Basis	Proceeds	Gain Or Loss
01-15-20	14,000	TRUIST FINANCIAL 3.200% Due 09-03-21	14,280.90	14,269.82	-11.08
01-15-20	10,000	US TREASURY 2.75%11/47 2.750% Due 11-15-47	10,723.44	11,042.58	319.14
01-15-20	26,000	US TREASURY NOTES 1.500% Due 08-15-26	25,506.87	25,671.04	164.16
01-15-20	28,000	US TREASURY NOTES 1.875% Due 07-31-22	28,148.75	28,214.37	65.62
01-15-20	17,000	US TREASURY NOTES 1.875% Due 09-30-22	17,122.18	17,140.78	18.60
01-15-20	3,000	US TREASURY NOTES 2.000% Due 10-31-22	3,027.66	3,035.86	8.20
01-15-20	8,000	US TREASURY NOTES 2.125% Due 11-30-24	8,163.74	8,191.56	27.82
01-15-20	55,000	US TREASURY NOTES 2.000% Due 01-31-20	55,017.19	55,006.45	-10.74
01-15-20	6,000	US TREASURY NOTES 2.375% Due 01-31-23	6,126.56	6,143.91	17.35
01-15-20	1,000	US TREASURY NOTES 2.750% Due 02-28-25	1,050.00	1,055.51	5.51
01-15-20	1,000	US TREASURY NOTES 2.625% Due 03-31-25	1,044.06	1,049.84	5.78
01-15-20	23,000	US TREASURY NOTES 2.625% Due 08-31-20	23,147.34	23,141.05	-6.29
01-15-20	9,000	US TREASURY NOTES 3.125% Due 11-15-28	9,928.12	9,997.38	69.26
01-15-20	14,000	US TREASURY NOTES 2.625% Due 12-31-23	14,498.75	14,552.82	54.07
01-16-20	60,000	US TREASURY NOTES 2.500% Due 01-31-24	61,875.00	62,073.94	198.94
01-16-20	72,000	US TREASURY NOTES 2.500% Due 02-28-21	72,697.50	72,703.77	6.27
01-16-20	58,000	US TREASURY NOTES 2.375% Due 08-15-24	59,755.14	59,913.99	158.85
01-16-20	35,000	US TREASURY NOTES 2.250% Due 11-15-24	35,891.40	35,997.16	105.76

Alaska Permanent Capital Management Co.
REALIZED GAINS AND LOSSES
CITY AND BOROUGH OF WRANGELL
From 01-01-20 Through 01-31-20

Date	Quantity	Security	Avg. Cost Basis	Proceeds	Gain Or Loss
01-16-20	14,000	US TREASURY NOTES 2.000% Due 02-15-25	14,196.87	14,241.72	44.84
01-16-20	3,000	US TREASURY NOTES 1.375% Due 08-31-20	2,994.84	2,995.43	0.59
01-16-20	14,000	US TREASURY NOTES 2.250% Due 11-15-25	14,389.37	14,440.17	50.80
01-16-20	18,000	US TREASURY NOTES 3.625% Due 02-15-20	18,039.37	18,026.72	-12.65
01-16-20	55,000	US TREASURY NOTES 2.625% Due 11-15-20	55,464.06	55,451.17	-12.89
01-16-20	29,000	US TREASURY NOTES 3.125% Due 05-15-21	29,584.53	29,571.61	-12.92
01-16-20	9,171.99	US TREASURY INFLATION PROTECTED SECURITIES 0.875% Due 01-15-29	9,750.97	9,805.92	54.95
01-17-20	9,000	US TREASURY NOTES 2.125% Due 08-15-21	9,071.71	9,072.42	0.71
01-17-20	47,000	US TREASURY NOTES 2.000% Due 02-15-22	47,372.18	47,409.97	37.79
01-17-20	24,000	US TREASURY NOTES 1.250% Due 10-31-21	23,850.00	23,860.31	10.31
01-17-20	19,000	US TREASURY NOTES 2.000% Due 11-15-26	19,201.87	19,323.59	121.71
01-17-20	14,000	US TREASURY NOTES 1.750% Due 11-30-21	14,035.00	14,043.75	8.75
01-17-20	35,000	US TREASURY NOTES 2.000% Due 02-15-23	35,388.28	35,442.09	53.81
01-17-20	19,000	US TREASURY NOTES 2.250% Due 02-15-27	19,516.56	19,641.99	125.43
01-17-20	104,000	US TREASURY NOTES 1.750% Due 05-15-23	104,345.30	104,555.67	210.37
01-17-20	59,000	US TREASURY NOTES 2.000% Due 07-31-20	59,119.83	59,124.45	4.62
01-17-20	52,000	US TREASURY NOTES 2.500% Due 08-15-23	53,539.37	53,622.08	82.71

Alaska Permanent Capital Management Co.
REALIZED GAINS AND LOSSES
CITY AND BOROUGH OF WRANGELL
From 01-01-20 Through 01-31-20

Date	Quantity	Security	Avg. Cost Basis	Proceeds	Gain Or Loss
01-17-20	34,000	US TREASURY NOTES 2.750% Due 11-15-23	35,370.30	35,426.75	56.45
01-17-20	59,000	US TREASURY NOTES 2.375% Due 05-15-27	61,193.12	61,523.27	330.15
01-17-20	57,000	US TREASURY NOTES 2.125% Due 05-15-25	58,140.93	58,351.04	210.10
01-17-20	38,000	US TREASURY NOTES 2.125% Due 06-30-22	38,486.87	38,511.57	24.69
01-21-20	10,000	CHUBB INA HOLDI 2.875%22 2.875% Due 11-03-22	10,255.37	10,256.10	0.73
01-21-20	7,000	ALLERGAN FUNDING SCS 3.450% Due 03-15-22	7,162.70	7,165.66	2.96
01-21-20	7,000	AMAZON.COM_ INC. 3.15%27 3.150% Due 08-22-27	7,422.18	7,479.75	57.57
01-21-20	27,000	AMERICAN EXPRESS CREDIT 2.250% Due 05-05-21	27,130.04	27,137.29	7.25
01-21-20	15,000	AMERICAN EXPRESS CREDIT 2.700% Due 03-03-22	15,237.27	15,249.85	12.58
01-21-20	23,000	BANK OF AMERICA CORP 3.500% Due 04-19-26	24,369.56	24,601.09	231.53
01-21-20	37,000	BANK OF AMERICA C VAR 23 2.816% Due 07-21-23	37,499.74	37,667.29	167.55
01-21-20	10,000	THE BANK OF NEW 2.95%23 2.950% Due 01-29-23	10,265.30	10,301.90	36.60
01-21-20	17,000	CVS HEALTH CORP 3.350% Due 03-09-21	17,255.32	17,272.95	17.63
01-21-20	14,000	CAPITAL ONE FINL 3.2%25 3.200% Due 02-05-25	14,424.09	14,545.48	121.39
01-21-20	20,000	CATERPILLAR INC 3.900% Due 05-27-21	20,529.86	20,556.60	26.74

Alaska Permanent Capital Management Co.
REALIZED GAINS AND LOSSES
CITY AND BOROUGH OF WRANGELL
From 01-01-20 Through 01-31-20

<u>Date</u>	<u>Quantity</u>	<u>Security</u>	<u>Avg. Cost Basis</u>	<u>Proceeds</u>	<u>Gain Or Loss</u>
01-21-20	14,000	CHEVRON CORP 2.419%20 2.419% Due 11-17-20	14,067.45	14,048.06	-19.39
01-21-20	9,000	CITIGROUP INC VAR 3.520% Due 10-28-28	9,482.55	9,599.66	117.11
01-21-20	20,000	THE COCA-COLA CO 2.45%20 2.450% Due 11-01-20	20,100.32	20,087.20	-13.12
01-21-20	7,000	COMCAST CORP 3.7%24 3.700% Due 04-15-24	7,455.56	7,477.23	21.67
01-21-20	39,000	JOHN DEERE CAPITAL CORP 2.650% Due 01-06-22	39,631.92	39,673.99	42.07
01-21-20	19,000	THE WALT DISNEY CO 3%26 3.000% Due 02-13-26	19,986.35	20,123.60	137.25
01-21-20	7,000	ENTERPRISE PRODUCTS OPER 3.350% Due 03-15-23	7,235.73	7,258.48	22.75
01-21-20	15,000	ENTERPRISE PRODU 3.75%25 3.750% Due 02-15-25	15,969.62	16,040.50	70.88
01-21-20	19,000	FNMA 1.625% Due 01-21-20	18,999.54	19,000.00	0.46
01-22-20	14,000	FEDEX CORP 4.75%45 4.750% Due 11-15-45	14,736.23	15,437.80	701.57
01-22-20	8,000	GENERAL ELECTRIC 5.300% Due 02-11-21	8,261.61	8,254.72	-6.89
01-22-20	12,000	GENERAL ELECTRIC CAP CORP 6.750% Due 03-15-32	15,372.53	15,636.04	263.51
01-22-20	10,000	GENERAL MOTORS F 3.95%24 3.950% Due 04-13-24	10,451.84	10,474.50	22.66

Alaska Permanent Capital Management Co.
REALIZED GAINS AND LOSSES
CITY AND BOROUGH OF WRANGELL
From 01-01-20 Through 01-31-20

<u>Date</u>	<u>Quantity</u>	<u>Security</u>	<u>Avg. Cost Basis</u>	<u>Proceeds</u>	<u>Gain Or Loss</u>
01-22-20	14,000	GILEAD SCIENCES_ 4.4%21 4.400% Due 12-01-21	14,596.15	14,574.60	-21.55
01-22-20	14,000	THE GOLDMAN SACHS 4.8%44 4.800% Due 07-08-44	16,944.35	17,506.62	562.27
01-22-20	7,000	GOLDMAN SACHS GROUP VAR 2.936% Due 07-24-23	7,064.79	7,036.90	-27.89
01-22-20	8,000	HSBC HLDGS PLC 4.000% Due 03-30-22	8,323.19	8,347.56	24.37
01-22-20	10,000	THE HOME DEPOT_ I 4.2%43 4.200% Due 04-01-43	11,615.51	11,730.50	114.99
01-22-20	25,000	INTEL CORP 3.3%21 3.300% Due 10-01-21	25,643.22	25,672.75	29.53
01-22-20	8,000	J P MORGAN CHASE 3.625% Due 05-13-24	8,469.81	8,502.36	32.55
01-22-20	13,000	JPMORGAN CHASE & 5.4%42 5.400% Due 01-06-42	17,582.33	17,806.88	224.55
01-22-20	10,000	MCDONALD'S CORP 3.375%25 3.375% Due 05-26-25	10,553.99	10,608.30	54.31
01-22-20	9,000	MC DONALDS CORP 2.750% Due 12-09-20	9,060.39	9,049.72	-10.67
01-22-20	32,000	MERK & CO INC 1.850% Due 02-10-20	32,003.72	31,991.48	-12.24
01-22-20	10,000	METLIFE INC 3.600% Due 04-10-24	10,651.05	10,678.80	27.75
01-22-20	11,000	MICROSOFT CORP 2.4%26 2.400% Due 08-08-26	11,110.44	11,268.35	157.91
01-22-20	7,000	MICROSOFT CORP 2.875%24 2.875% Due 02-06-24	7,258.35	7,284.80	26.45

Alaska Permanent Capital Management Co.
REALIZED GAINS AND LOSSES
CITY AND BOROUGH OF WRANGELL
From 01-01-20 Through 01-31-20

Date	Quantity	Security	Avg. Cost Basis	Proceeds	Gain Or Loss
01-22-20	17,000	OCCIDENTAL PETROL 3.400% Due 04-15-26	17,391.35	17,693.36	302.01
01-22-20	37,000	ORACLE CORP 1.9%21 1.900% Due 09-15-21	37,060.94	37,097.86	36.92
01-22-20	30,000	PNC FUNDING CORP. 3.3%22 3.300% Due 03-08-22	30,812.24	30,850.60	38.36
01-22-20	10,000	PRUDENTIAL FINL_ 4.6%44 4.600% Due 05-15-44	11,789.83	12,073.20	283.37
01-22-20	40,000	STATE STREET CORP 1.950% Due 05-19-21	40,029.36	40,111.00	81.64
01-22-20	25,000	TARGET CORP 2.9%22 2.900% Due 01-15-22	25,576.28	25,583.50	7.22
01-22-20	23,000	US BANCORP 3.150% Due 04-27-27	24,100.98	24,368.56	267.58
01-22-20	13,000	UNITED TECH CORP UTX 4.500% Due 04-15-20	13,086.29	13,071.18	-15.11
01-22-20	25,000	UNITEDHEALTH GROUP INC 2.700% Due 07-15-20	25,102.65	25,088.50	-14.15
01-22-20	16,000	VERIZON COMMUNICATIONS 5.150% Due 09-15-23	17,737.65	17,757.40	19.75
01-22-20	40,000	VISA INC 2.200% Due 12-14-20	40,144.67	40,133.40	-11.27
01-22-20	8,000	VISA INC. 2.8%22 2.800% Due 12-14-22	8,226.94	8,227.72	0.78
01-22-20	18,000	VISA INC. 4.3%45 4.300% Due 12-14-45	22,165.06	22,556.74	391.68
01-22-20	9,000	ANTHEM INC 3.125% Due 05-15-22	9,223.41	9,239.98	16.57
01-22-20	8,000	WELLS FARGO & CO 3.500% Due 03-08-22	8,243.38	8,250.76	7.38
01-22-20	10,000	WELLS FARGO & CO 3.9%45 3.900% Due 05-01-45	11,354.06	11,535.70	181.64

Alaska Permanent Capital Management Co.
REALIZED GAINS AND LOSSES
CITY AND BOROUGH OF WRANGELL
From 01-01-20 Through 01-31-20

<u>Date</u>	<u>Quantity</u>	<u>Security</u>	<u>Avg. Cost Basis</u>	<u>Proceeds</u>	<u>Gain Or Loss</u>
01-23-20	14,000	COMCAST CORP 4.65% ⁴²	16,641.73	17,268.20	626.47
01-23-20	9,000	4.650% Due 07-15-42 EXXON MOBIL COR 3.567% ⁴⁵	9,629.70	9,901.57	271.87
01-23-20	27,000	3.567% Due 03-06-45 FHLMC	38,944.15	39,480.34	536.19
01-23-20	20,000	6.250% Due 07-15-32 FEDERAL NATIONAL MORTGAGE ASSOCIATION	28,606.14	28,909.95	303.81
01-23-20	10,000	6.625% Due 11-15-30 FANNIE MAE 1.5% ²⁰ DUE 06/22/20	9,993.78	9,990.36	-3.42
01-23-20	35,000	1.500% Due 06-22-20 FEDERAL NTNL MO 2.125% ²⁶	35,474.11	35,857.30	383.19
01-23-20	10,000	2.125% Due 04-24-26 FANNIE MAE	9,998.18	10,091.00	92.82
01-23-20	50,000	1.875% Due 09-24-26 FANNIE MAE	49,781.28	49,837.50	56.22
01-23-20	9,000	1.375% Due 10-07-21 FANNIE MAE	9,191.26	9,211.36	20.10
01-23-20	28,000	2.375% Due 01-19-23 FEDERAL NATIONAL MORTGAGE ASSOCIATION	28,820.71	28,993.64	172.93
01-23-20	21,000	2.500% Due 02-05-24 FHLMC	21,314.87	21,326.17	11.30
01-23-20	27,000	2.375% Due 01-13-22 FREDDIE MAC	27,215.54	27,209.95	-5.59
01-23-20	21,075.41	2.375% Due 02-16-21 FHLMC G07289	49,193.51	21,601.04	-27,592.47
01-23-20	20,403.57	3.000% Due 11-01-42 FGLMC POOL G60440 3.500% Due 03-01-46	21,568.75	21,240.21	-328.54

Alaska Permanent Capital Management Co.
REALIZED GAINS AND LOSSES
CITY AND BOROUGH OF WRANGELL
From 01-01-20 Through 01-31-20

Date	Quantity	Security	Avg. Cost Basis	Proceeds	Gain Or Loss
01-23-20	7,797.20	FHLMC G61570 5.500% Due 11-01-42	10,995.30	8,720.56	-2,274.74
01-23-20	13,549.26	FHLMC G61653 5.000% Due 06-01-41	18,532.25	14,933.05	-3,599.20
01-23-20	2,054.54	FN AL3484 4.500% Due 10-01-42	8,595.59	2,177.95	-6,417.64
01-23-20	5,421.49	FN AL9244 3.000% Due 08-01-43	8,153.59	5,531.69	-2,621.90
01-23-20	54,183.47	FN AL9903 5.500% Due 05-01-44	110,166.08	60,739.82	-49,426.26
01-23-20	4,201.27	FN AS7838 3.000% Due 08-01-46	6,057.22	4,285.55	-1,771.67
01-23-20	10,655.28	FN AV2959 4.500% Due 12-01-43	30,430.75	11,369.51	-19,061.24
01-23-20	1,102.63	FN AW1014 4.500% Due 05-01-44	4,135.65	1,160.34	-2,975.31
01-23-20	23,350.43	FN BF0174 3.000% Due 02-01-57	30,165.01	23,608.12	-6,556.89
01-23-20	23,304.73	FN BM1948 6.000% Due 07-01-41	41,563.40	26,474.50	-15,088.90
01-23-20	51,696.46	FN BM3051 4.500% Due 11-01-47	75,349.61	55,891.79	-19,457.82
01-23-20	15,271.31	FN BM3066 5.000% Due 07-01-47	25,074.01	16,831.62	-8,242.39
01-23-20	13,350.93	FN BM3196 5.500% Due 05-01-44	22,256.64	14,924.03	-7,332.61
01-23-20	14,704.20	FN BM3374 3.000% Due 01-01-38	19,269.37	15,039.24	-4,230.13
01-23-20	7,667.20	FN BM4414 6.000% Due 06-01-41	11,167.49	8,696.11	-2,471.38
01-23-20	14,192.06	FN BM4493 5.000% Due 07-01-47	19,711.59	15,625.66	-4,085.93
01-23-20	7,160.04	FN BM4495 6.000% Due 07-01-41	10,158.44	8,150.74	-2,007.70
01-23-20	6,402.67	FN BM4681 5.500% Due 05-01-44	8,926.19	7,152.98	-1,773.21

Alaska Permanent Capital Management Co.
REALIZED GAINS AND LOSSES
CITY AND BOROUGH OF WRANGELL
From 01-01-20 Through 01-31-20

Date	Quantity	Security	Avg. Cost Basis	Proceeds	Gain Or Loss
01-23-20	33,155.33	FN CA0522 3.000% Due 10-01-47	39,648.93	33,884.90	-5,764.03
01-23-20	65,295.25	FN CA1182 3.500% Due 02-01-48	79,930.08	67,964.47	-11,965.61
01-23-20	18,287.98	FN MA2956 3.000% Due 04-01-47	23,330.30	18,728.74	-4,601.56
01-23-20	30,326.93	FNMA PL MA3278 4.5%48	32,305.03	32,192.36	-112.67
01-23-20	10,605.86	FNMA PL MA3448 5%48 4.500% Due 02-01-48 5.000% Due 08-01-48	11,379.66	11,326.70	-52.96
01-25-20	23.47	FN AL3484 4.500% Due 10-01-42	98.19	23.47	-74.72
01-25-20	45.81	FN AS7838 3.000% Due 08-01-46	66.05	45.81	-20.24
01-25-20	37.17	FN AW1014 4.500% Due 05-01-44	139.41	37.17	-102.24
01-25-20	233.59	FN BF0174 3.000% Due 02-01-57	301.76	233.59	-68.17
01-25-20	1,086.79	FN BM3051 4.500% Due 11-01-47	1,584.04	1,086.79	-497.25
01-25-20	321.59	FN BM3066 5.000% Due 07-01-47	528.02	321.59	-206.43
01-25-20	226.08	FN BM3374 3.000% Due 01-01-38	296.27	226.08	-70.19
01-25-20	182.35	FN MA2956 3.000% Due 04-01-47	232.63	182.35	-50.28
01-25-20	62.67	FN AL9244 3.000% Due 08-01-43	94.25	62.68	-31.57
01-25-20	291.29	FN AV2959 4.500% Due 12-01-43	831.90	291.30	-540.60
01-25-20	99.41	FN BM4495 6.000% Due 07-01-41	141.04	99.42	-41.62
01-25-20	896.37	FN AL9903 5.500% Due 05-01-44	1,822.50	896.37	-926.13
01-25-20	373.01	FN BM1948 6.000% Due 07-01-41	665.25	373.01	-292.24

Alaska Permanent Capital Management Co.
REALIZED GAINS AND LOSSES
CITY AND BOROUGH OF WRANGELL
From 01-01-20 Through 01-31-20

<u>Date</u>	<u>Quantity</u>	<u>Security</u>	<u>Avg. Cost Basis</u>	<u>Proceeds</u>	<u>Gain Or Loss</u>
01-25-20	223.67	FN BM3196 5.500% Due 05-01-44	372.87	223.67	-149.20
01-25-20	168.99	FN BM4414 6.000% Due 06-01-41	246.14	168.99	-77.15
01-25-20	226.30	FN BM4493 5.000% Due 07-01-47	314.31	226.30	-88.01
01-25-20	99.19	FN BM4681 5.500% Due 05-01-44	138.28	99.19	-39.09
01-25-20	525.47	FN CA0522 3.000% Due 10-01-47	628.39	525.47	-102.92
01-25-20	657.02	FN CA1182 3.500% Due 02-01-48	804.28	657.02	-147.26
01-25-20	1,209.03	FNMA PL MA3278 4.5%48 4.500% Due 02-01-48	1,287.89	1,209.03	-78.86
01-27-20	576.69	FNMA PL MA3448 5%48 5.000% Due 08-01-48	618.77	576.69	-42.08
TOTAL GAINS					181,480.29
TOTAL LOSSES					-252,835.86
			8,889,487.70	8,818,132.13	-71,355.57

Alaska Permanent Capital Management Co.
CASH LEDGER
CITY AND BOROUGH OF WRANGELL
From 01-01-20 To 01-31-20

Trade Date	Settle Date	Tran Code	Activity	Security	Amount
CHARLES SCHWAB LIQUID BANK DEPOSIT ACCOUNT					
01-01-20			Beginning Balance		500,111.73
01-03-20	01-03-20	dp	Transfer from	DIVIDEND ACCRUAL	33.30
01-03-20	01-03-20	dp	Addition	to Portfolio	237.79
01-03-20	01-03-20	dp	Addition	to Portfolio	194.87
01-03-20	01-03-20	dp	Addition	to Portfolio	563.87
01-03-20	01-03-20	dp	Addition	to Portfolio	533.17
01-03-20	01-03-20	dp	Addition	to Portfolio	109.89
01-03-20	01-03-20	dp	Addition	to Portfolio	10,056.25
01-03-20	01-03-20	dp	Addition	to Portfolio	153.45
01-06-20	01-06-20	dp	Addition	to Portfolio	2,310.28
01-06-20	01-06-20	dp	Addition	to Portfolio	38.64
01-06-20	01-06-20	dp	Addition	to Portfolio	21.77
01-06-20	01-06-20	dp	Addition	to Portfolio	439.69
01-06-20	01-06-20	dp	Addition	to Portfolio	35,209.26
01-06-20	01-06-20	dp	Addition	to Portfolio	32.76
01-06-20	01-06-20	dp	Addition	to Portfolio	0.81
01-06-20	01-06-20	dp	Interest	JOHN DEERE CAPITAL CORP 2.650% Due 01-06-22	516.75
01-06-20	01-06-20	dp	Interest	JPMORGAN CHASE & 5.4%42 5.400% Due 01-06-42	351.00
01-08-20	01-08-20	dp	Transfer from	DIVIDEND ACCRUAL	416.00
01-08-20	01-08-20	dp	Addition	to Portfolio	83.13
01-08-20	01-08-20	dp	Addition	to Portfolio	146.49
01-08-20	01-08-20	dp	Addition	to Portfolio	75.31
01-08-20	01-08-20	dp	Addition	to Portfolio	26.68
01-08-20	01-08-20	dp	Addition	to Portfolio	63.33
01-08-20	01-08-20	dp	Addition	to Portfolio	15.69
01-08-20	01-08-20	dp	Addition	to Portfolio	294.69
01-08-20	01-08-20	dp	Interest	THE GOLDMAN SACHS 4.8%44 4.800% Due 07-08-44	336.00

Alaska Permanent Capital Management Co.
CASH LEDGER
CITY AND BOROUGH OF WRANGELL
From 01-01-20 To 01-31-20

Trade Date	Settle Date	Tran Code	Activity	Security	Amount
01-09-20	01-09-20	dp	Addition	to Portfolio	99.32
01-10-20	01-10-20	dp	Transfer from	DIVIDEND ACCRUAL	209.41
01-10-20	01-10-20	dp	Addition	to Portfolio	70.76
01-10-20	01-10-20	dp	Interest	AMERICAN INTL GROUP 3.750% Due 07-10-25	337.50
01-10-20	01-10-20	dp	Dividend	JOHNSON CTLS INC COM	114.92
01-13-20	01-13-20	dp	Addition	to Portfolio	176.90
01-13-20	01-13-20	dp	Addition	to Portfolio	106.43
01-13-20	01-13-20	dp	Addition	to Portfolio	46.55
01-13-20	01-13-20	dp	Addition	to Portfolio	5.22
01-13-20	01-13-20	dp	Addition	to Portfolio	140.30
01-13-20	01-13-20	dp	Interest	FHLMC 2.375% Due 01-13-22	249.38
01-13-20	01-15-20	dp	Sale	AGILENT TECHNOLOGIES INC	11,366.60
01-13-20	01-15-20	dp	Sale	AGILENT TECHNOLOGIES INC	175.02
01-13-20	01-15-20	dp	Sale	AAC TECH HLDGS INC F	3,987.25
01-13-20	01-15-20	dp	Sale	AMWAY ASIA PACIFIC LTD COM	2,031.85
01-13-20	01-15-20	dp	Sale	APPLE COMPUTER	68,960.64
01-13-20	01-15-20	dp	Sale	ABB LTD-SPON ADR	3,642.60
01-13-20	01-15-20	dp	Sale	AMBEV SA F ADR 1 ADR REPS 1 ORD SHS	4,441.73
01-13-20	01-15-20	dp	Sale	ABBOTT LABS COM	170.11
01-13-20	01-15-20	dp	Sale	ABBOTT LABS COM	85.06
01-13-20	01-15-20	dp	Sale	ABBOTT LABS COM	26,107.05
01-13-20	01-15-20	dp	Sale	ARCH CAP GROUP LTD NEW F	6,706.13
01-13-20	01-15-20	dp	Sale	ACCENTURE PLC-CLA	20,917.57
01-13-20	01-15-20	dp	Sale	ACCENTURE PLC-CLA	13,804.94
01-13-20	01-15-20	dp	Sale	ADOBE SYSTEMS INC	33,099.45
01-13-20	01-15-20	dp	Sale	ARCHER DANIELS MIDLAND COM	21,500.81

Alaska Permanent Capital Management Co.
CASH LEDGER
CITY AND BOROUGH OF WRANGELL
From 01-01-20 To 01-31-20

Trade Date	Settle Date	Tran Code	Activity	Security	Amount
01-13-20	01-15-20	dp	Sale	ALLIANCE DATA SYSTEMS	785.27
01-13-20	01-15-20	dp	Sale	ALLERGAN INC COM	19,128.60
01-13-20	01-15-20	dp	Sale	ALLERGAN INC COM	19,128.60
01-13-20	01-15-20	dp	Sale	ALLERGAN INC COM	19,128.60
01-13-20	01-15-20	dp	Sale	ALLERGAN INC COM	956.43
01-13-20	01-15-20	dp	Sale	ANHUI CONCH CEMENT F	5,748.48
01-13-20	01-15-20	dp	Sale	AMERICAN INTL GROUP COM	28,589.77
01-13-20	01-15-20	dp	Sale	AKZO NOBEL NV SPON ADR F	2,888.98
				SPONSORED ADR 3 A	
01-13-20	01-15-20	dp	Sale	ALCAN ALUMINIUM NEW COM	48.49
01-13-20	01-15-20	dp	Sale	ALCAN ALUMINIUM NEW COM	4,799.92
01-13-20	01-15-20	dp	Sale	ALCAN ALUMINIUM NEW COM	7,611.99
01-13-20	01-15-20	dp	Sale	ALBEMARLE CORP	5,068.12
01-13-20	01-15-20	dp	Sale	ALCON INC F	4,148.44
01-13-20	01-15-20	dp	Sale	ALIGN TECHNOLOGY INC	1,491.20
01-13-20	01-15-20	dp	Sale	ALKERMES PLC F	1,253.57
01-13-20	01-15-20	dp	Sale	ALLSTATE CORP	50,746.95
01-13-20	01-15-20	dp	Sale	ALLISON TRANSMISSION	3,529.01
01-13-20	01-15-20	dp	Sale	ALEXION PHARMA INC	13,324.85
01-13-20	01-15-20	dp	Sale	AMC NETWORKS INC CL A	9,767.80
01-13-20	01-15-20	dp	Sale	AMGEN INC.	16,341.97
01-13-20	01-15-20	dp	Sale	AMGEN INC.	1,184.21
01-13-20	01-15-20	dp	Sale	AMGEN INC.	710.53
01-13-20	01-15-20	dp	Sale	AMGEN INC.	473.68
01-13-20	01-15-20	dp	Sale	AMERICAN TOWER SYSTEMS	8,697.14
01-13-20	01-15-20	dp	Sale	AMERICA MOVIL SAB L ADRF	6,433.77
				SPONSORED ADR	
01-13-20	01-15-20	dp	Sale	AMAZON.COM INC	18,892.11
01-13-20	01-15-20	dp	Sale	AMAZON.COM INC	49,117.40
01-13-20	01-15-20	dp	Sale	ARISTA NETWORKS INC	1,054.48
01-13-20	01-15-20	dp	Sale	ANSYS INC	14,776.71

Alaska Permanent Capital Management Co.
CASH LEDGER
CITY AND BOROUGH OF WRANGELL
From 01-01-20 To 01-31-20

Trade Date	Settle Date	Tran Code	Activity	Security	Amount
01-13-20	01-15-20	dp	Sale	ANTHEM INC	9,190.10
01-13-20	01-15-20	dp	Sale	AMPHENOL CORP	2,725.32
01-13-20	01-15-20	dp	Sale	ALEXANDRIA REAL EST EQTY REIT	8,683.24
01-13-20	01-15-20	dp	Sale	AVERY DENNISON CORP COM	3,143.16
01-13-20	01-15-20	dp	Sale	ANHEUSER BUSCH COS INC COM	17,293.51
01-13-20	01-15-20	dp	Sale	BURLINGTON STORES	6,242.95
01-13-20	01-15-20	dp	Sale	CITIGROUP INC	10,472.58
01-13-20	01-15-20	dp	Sale	CITIGROUP INC	9,184.06
01-13-20	01-15-20	dp	Sale	CONAGRA INC COM	9,611.83
01-13-20	01-15-20	dp	Sale	CONAGRA INC COM	3,203.94
01-13-20	01-15-20	dp	Sale	CONAGRA INC COM	3,203.94
01-13-20	01-15-20	dp	Sale	CONAGRA INC COM	448.55
01-13-20	01-15-20	dp	Sale	CARDINAL HEALTH INC	22,841.42
01-13-20	01-15-20	dp	Sale	CAIXABANK F	838.33
01-13-20	01-15-20	dp	Sale	CBRE GROUP INC	13,170.24
01-13-20	01-15-20	dp	Sale	CITICORP COM	13,597.07
01-13-20	01-15-20	dp	Sale	CROWN CORK & SEAL INC COM	2,973.67
01-13-20	01-15-20	dp	Sale	CADENCE DESIGN SYS	4,913.01
01-13-20	01-15-20	dp	Sale	CDW CORP	143.03
01-13-20	01-15-20	dp	Sale	CDW CORP	10,870.05
01-13-20	01-15-20	dp	Sale	CELANESE CORP-SERIES A	9,338.29
01-13-20	01-15-20	dp	Sale	CNOOC LTD-ADR	6,148.51
01-13-20	01-15-20	dp	Sale	CERNER CORP	2,121.08
01-13-20	01-15-20	dp	Sale	CITIZENS FINL GROUP INC	23,083.58
01-13-20	01-15-20	dp	Sale	COMPAGNIE FINAN RIC ADRFUNSPONSORED ADR	8,842.57
01-13-20	01-15-20	dp	Sale	CHURCH & DWIGH CO INC	5,381.83
01-13-20	01-15-20	dp	Sale	CHOICE HOTELS INTL	400.59
01-13-20	01-15-20	dp	Sale	CHEMICAL BKG CORP COM	9,461.69

Alaska Permanent Capital Management Co.
CASH LEDGER
CITY AND BOROUGH OF WRANGELL
From 01-01-20 To 01-31-20

Trade Date	Settle Date	Tran Code	Activity	Security	Amount
01-13-20	01-15-20	dp	Sale	C H ROBINSON WORLDWD	2,250.95
01-13-20	01-15-20	dp	Sale	CIGNA CORPORATION	22,766.89
01-13-20	01-15-20	dp	Sale	COMMERCIAL INTERNTNL B F	5,808.28
01-13-20	01-15-20	dp	Sale	CHINA CONSTR BANK ARD FUNSPONSORED ADR	2,346.74
01-13-20	01-15-20	dp	Sale	CHINA CONSTR BANK ARD FUNSPONSORED ADR	8,928.19
01-13-20	01-15-20	dp	Sale	CHINA MERCHANTS BK F	4,784.30
01-13-20	01-15-20	dp	Sale	CIELO S A F	355.16
01-13-20	01-15-20	dp	Sale	CIELO S A F	1,765.96
01-13-20	01-15-20	dp	Sale	C I T GROUP INC	3,923.29
01-13-20	01-15-20	dp	Sale	CORELOGIC INC	3,665.01
01-13-20	01-15-20	dp	Sale	CONTINENTAL RESOURCE	3,922.66
01-13-20	01-15-20	dp	Sale	CDN IMPERIAL BK COMM F	744.03
01-13-20	01-15-20	dp	Sale	COMERICA INCORPORATED	13,859.82
01-13-20	01-15-20	dp	Sale	COMCAST CORP CLASS A	27,080.48
01-13-20	01-15-20	dp	Sale	COMCAST CORP CLASS A	75,425.35
01-13-20	01-15-20	dp	Sale	COMPASS GROUP F	22,694.63
01-13-20	01-15-20	dp	Sale	CENTENE CORP	952.41
01-13-20	01-15-20	dp	Sale	CANADIAN NATL RAILWY F	13,136.04
01-13-20	01-15-20	dp	Sale	CABOT OIL & GAS	85.92
01-13-20	01-15-20	dp	Sale	CONOCOPHILLIPS	13,002.73
01-13-20	01-15-20	dp	Sale	CONOCOPHILLIPS	12,741.72
01-13-20	01-15-20	dp	Sale	CONOCOPHILLIPS	19,502.60
01-13-20	01-15-20	dp	Sale	COSTCO	22,166.09
01-13-20	01-15-20	dp	Sale	COPART INC	4,900.90
01-13-20	01-15-20	dp	Sale	CREE INC	12,445.53
01-13-20	01-15-20	dp	Sale	CARTERS INC	8,043.63
01-13-20	01-15-20	dp	Sale	CARTERS INC	434.79
01-13-20	01-15-20	dp	Sale	CHARLES RIVER LABS	635.96
01-13-20	01-15-20	dp	Sale	SALESFORCE COM	42,106.25

Alaska Permanent Capital Management Co.
CASH LEDGER
CITY AND BOROUGH OF WRANGELL
From 01-01-20 To 01-31-20

Trade Date	Settle Date	Tran Code	Activity	Security	Amount
01-13-20	01-15-20	dp	Sale	CERENCE INC	2,014.64
01-13-20	01-15-20	dp	Sale	CARREFOUR SA ADR NEW F SPONSORED ADR 1 ADR	431.35
01-13-20	01-15-20	dp	Sale	CISCO SYSTEMS	43,364.49
01-13-20	01-15-20	dp	Sale	COSTAR GROUP INC	4,502.74
01-13-20	01-15-20	dp	Sale	CARLISLE CO	2,895.42
01-13-20	01-15-20	dp	Sale	CARLISLE CO	321.71
01-13-20	01-15-20	dp	Sale	CHINA SHENHUA ENRGY F	3,677.85
01-13-20	01-15-20	dp	Sale	CINTAS CORP	5,090.11
01-13-20	01-15-20	dp	Sale	CORTEVA INC	3,938.29
01-13-20	01-15-20	dp	Sale	CITRIX SYSTEMS INC	11,511.76
01-13-20	01-15-20	dp	Sale	CITRIX SYSTEMS INC	4,259.35
01-13-20	01-15-20	dp	Sale	CITRIX SYSTEMS INC	6,677.34
01-13-20	01-15-20	dp	Sale	CARNIVAL PLC ADR FSPONSORED ADR	981.03
01-13-20	01-15-20	dp	Sale	CVS CORP	22,901.63
01-13-20	01-15-20	dp	Sale	DANONE F	811.39
01-13-20	01-15-20	dp	Sale	DBS GROUP HOLDINGS ADR F SPONSORED ADR NEW	16,458.72
01-13-20	01-15-20	dp	Sale	DU PONT E I DE NEMOURS COM	8,366.74
01-13-20	01-15-20	dp	Sale	QUEST DIAGNOSTIC INC	45,397.58
01-13-20	01-15-20	dp	Sale	DANAHER CORP	7,655.04
01-13-20	01-15-20	dp	Sale	DISNEY WALT CO DEL COM	23,291.43
01-13-20	01-15-20	dp	Sale	DISCOVERY COMM INC	7,520.06
01-13-20	01-15-20	dp	Sale	DISCOVERY COMM INC	3,172.93
01-13-20	01-15-20	dp	Sale	DISCOVERY COMM INC	3,172.93
01-13-20	01-15-20	dp	Sale	DISCOVERY COMM INC	3,172.93
01-13-20	01-15-20	dp	Sale	DOLBY LABORATORIES INC	68.98
01-13-20	01-15-20	dp	Sale	DOLBY LABORATORIES INC	6,896.86
01-13-20	01-15-20	dp	Sale	DOLBY LABORATORIES INC	6,896.86
01-13-20	01-15-20	dp	Sale	DOLBY LABORATORIES INC	344.84

Alaska Permanent Capital Management Co.
CASH LEDGER
CITY AND BOROUGH OF WRANGELL
From 01-01-20 To 01-31-20

Trade Date	Settle Date	Tran Code	Activity	Security	Amount
01-13-20	01-15-20	dp	Sale	DOLBY LABORATORIES INC	1,448.34
01-13-20	01-15-20	dp	Sale	DOLLAR TREE INC	18,153.62
01-13-20	01-15-20	dp	Sale	DOLLAR TREE INC	453.84
01-13-20	01-15-20	dp	Sale	DOLLAR TREE INC	4,629.17
01-13-20	01-15-20	dp	Sale	DUNKIN BRANDS GROUP	7,574.27
01-13-20	01-15-20	dp	Sale	NOW INC	5,519.28
01-13-20	01-15-20	dp	Sale	DOW CHEM CO COM	52.09
01-13-20	01-15-20	dp	Sale	DOW CHEM CO COM	7,187.58
01-13-20	01-15-20	dp	Sale	DEUTSCHE POST NEW ADR F	1,956.15
				SPONSORED ADR 1 AD	
01-13-20	01-15-20	dp	Sale	DOMINOS PIZZA INC	1,136.78
01-13-20	01-15-20	dp	Sale	DAVITA INC	3,306.42
01-13-20	01-15-20	dp	Sale	DAIWA HOUSE IND LTD F	15,492.43
01-13-20	01-15-20	dp	Sale	DAIWA HOUSE IND LTD F	309.85
01-13-20	01-15-20	dp	Sale	AIRBUS GROUP F	6,275.73
01-13-20	01-15-20	dp	Sale	ENCANA CORP F	1,297.66
01-13-20	01-15-20	dp	Sale	ECOLAB INC COM	954.78
01-13-20	01-15-20	dp	Sale	ECOLAB INC COM	954.78
01-13-20	01-15-20	dp	Sale	EURONET WORLDWIDE	13,758.42
01-13-20	01-15-20	dp	Sale	EDISON INTERNTNL	28,057.33
01-13-20	01-15-20	dp	Sale	EAST JAPAN RAILWAY F	1,966.93
01-13-20	01-15-20	dp	Sale	ESTEE LAUDER COMPANIES-CL	20,418.80
				A	
01-13-20	01-15-20	dp	Sale	ELANCO ANIMAL HEALTH INC	28.24
01-13-20	01-15-20	dp	Sale	ELANCO ANIMAL HEALTH INC	1,185.89
01-13-20	01-15-20	dp	Sale	EMCOR GROUP INC	7,688.62
01-13-20	01-15-20	dp	Sale	ENBRIDGE INC F	2,493.28
01-13-20	01-15-20	dp	Sale	ENGIE SA F	397.02
01-13-20	01-15-20	dp	Sale	EQUINIX INC	10,675.18
01-13-20	01-15-20	dp	Sale	EQUINOR A S A F	2,047.46
01-13-20	01-15-20	dp	Sale	EQUINOR A S A F	2,047.46

Alaska Permanent Capital Management Co.
CASH LEDGER
CITY AND BOROUGH OF WRANGELL
From 01-01-20 To 01-31-20

Trade Date	Settle Date	Tran Code	Activity	Security	Amount
01-13-20	01-15-20	dp	Sale	EQUINOR A S A F	2,047.46
01-13-20	01-15-20	dp	Sale	EQUINOR A S A F	716.62
01-13-20	01-15-20	dp	Sale	EQUITY RESIDENTIAL REIT	30,253.68
01-13-20	01-15-20	dp	Sale	EATON CORP COM	22,193.08
01-13-20	01-15-20	dp	Sale	EDWARDS LIFESCIENCES CORP	15,880.93
01-13-20	01-15-20	dp	Sale	EAST WEST BANCORP	6,054.91
01-13-20	01-15-20	dp	Sale	EXELON CORP	16,316.13
01-13-20	01-15-20	dp	Sale	EXELIXIS INC	960.16
01-13-20	01-15-20	dp	Sale	EXPEDITORS INTL WASH	3,719.68
01-13-20	01-15-20	dp	Sale	EXPEDIA INC	6,189.44
01-13-20	01-15-20	dp	Sale	FANUC LTD JAPAN F	1,921.43
01-13-20	01-15-20	dp	Sale	FASTENAL CO	3,066.22
01-13-20	01-15-20	dp	Sale	FACEBOOK INC CLASS A	220.78
01-13-20	01-15-20	dp	Sale	FACEBOOK INC CLASS A	22,077.93
01-13-20	01-15-20	dp	Sale	FACEBOOK INC CLASS A	11,701.48
01-13-20	01-15-20	dp	Sale	FORTUNE BRANDS HM&S	4,077.48
01-13-20	01-15-20	dp	Sale	FREEPORT MCMORAN COPPER	3,385.68
01-13-20	01-15-20	dp	Sale	FREEPORT MCMORAN COPPER	2,708.54
01-13-20	01-15-20	dp	Sale	FREEPORT MCMORAN COPPER	16,836.09
01-13-20	01-15-20	dp	Sale	FERGUSON PLC F	1,860.96
01-13-20	01-15-20	dp	Sale	FERGUSON PLC F	16,247.87
01-13-20	01-15-20	dp	Sale	FOOT LOCKER INC	5,387.79
01-13-20	01-15-20	dp	Sale	FLUOR CORP COM	1,886.26
01-13-20	01-15-20	dp	Sale	FLUOR CORP COM	1,886.46
01-13-20	01-15-20	dp	Sale	FLUOR CORP COM	1,697.63
01-13-20	01-15-20	dp	Sale	FLUOR CORP COM	1,791.95
01-13-20	01-15-20	dp	Sale	FLEET FINL GROUP INC COM	13,191.72
01-13-20	01-15-20	dp	Sale	FLOOR & DECOR HOLDINGS I	2,585.62
01-13-20	01-15-20	dp	Sale	FIDELITY NATL FINL	6,204.51
01-13-20	01-15-20	dp	Sale	FIRST REPUBLIC BANK	8,847.43
01-13-20	01-15-20	dp	Sale	FORTINET INC	13,141.44

Alaska Permanent Capital Management Co.
CASH LEDGER
CITY AND BOROUGH OF WRANGELL
From 01-01-20 To 01-31-20

Trade Date	Settle Date	Tran Code	Activity	Security	Amount
01-13-20	01-15-20	dp	Sale	LIBERTY MEDIA CORP	1,348.59
01-13-20	01-15-20	dp	Sale	LIBERTY MEDIA CORP	2,148.62
01-13-20	01-15-20	dp	Sale	GILLETTE CO COM	87.40
01-13-20	01-15-20	dp	Sale	GILLETTE CO COM	43.70
01-13-20	01-15-20	dp	Sale	GILLETTE CO COM	3,364.83
01-13-20	01-15-20	dp	Sale	GILLETTE CO COM	4,369.91
01-13-20	01-15-20	dp	Sale	GILLETTE CO COM	4,369.91
01-13-20	01-15-20	dp	Sale	GLACIER BANCORP INC	2,142.59
01-13-20	01-15-20	dp	Sale	GO DADDY GROUP INC CLASS A	3,398.22
01-13-20	01-15-20	dp	Sale	GENERAL ELEC CO COM	10,142.67
01-13-20	01-15-20	dp	Sale	GILDAN ACTIVEWEAR F	1,233.43
01-13-20	01-15-20	dp	Sale	G C I LIBERTY INC CLASS A	3,609.84
01-13-20	01-15-20	dp	Sale	GENERAL MTRS CORP COM	16,015.33
01-13-20	01-15-20	dp	Sale	GENMAB A/S F	5,270.93
01-13-20	01-15-20	dp	Sale	GNC HOLDINGS INC CLASS A	237.82
01-13-20	01-15-20	dp	Sale	ALPHABET INC. CLASS C	64,669.35
01-13-20	01-15-20	dp	Sale	GLOBAL PAYMENTS INC	13,719.76
01-13-20	01-15-20	dp	Sale	GRACE W R & CO COM	968.01
01-13-20	01-15-20	dp	Sale	GIVAUDAN SA F	680.45
01-13-20	01-15-20	dp	Sale	GRAINGER W W INC COM	3,450.89
01-13-20	01-15-20	dp	Sale	GRAINGER W W INC COM	2,070.54
01-13-20	01-15-20	dp	Sale	HALLIBURTON CO COM	17,181.07
01-13-20	01-15-20	dp	Sale	HOME DEPOT INC COM	16,063.42
01-13-20	01-15-20	dp	Sale	HENGAN INTL GROUP F	3,762.74
01-13-20	01-15-20	dp	Sale	HILTON HOTELS CORP COM	5,122.33
01-13-20	01-15-20	dp	Sale	HARLEY DAVIDSON INC	565.03
01-13-20	01-15-20	dp	Sale	HONEYWELL INC COM	18,121.62
01-13-20	01-15-20	dp	Sale	HONEYWELL INC COM	3,443.11
01-13-20	01-15-20	dp	Sale	HONEYWELL INC COM	3,623.24
01-13-20	01-15-20	dp	Sale	HOST HOTELS & RESORTS REIT	14,430.77

Alaska Permanent Capital Management Co.
CASH LEDGER
CITY AND BOROUGH OF WRANGELL
From 01-01-20 To 01-31-20

Trade Date	Settle Date	Tran Code	Activity	Security	Amount
01-13-20	01-15-20	dp	Sale	HEXCEL CORP	11,876.54
01-13-20	01-15-20	dp	Sale	IDEXX LABS INC	2,830.46
01-13-20	01-15-20	dp	Sale	IDEX CORP	1,564.40
01-13-20	01-15-20	dp	Sale	IDEX CORP	173.83
01-13-20	01-15-20	dp	Sale	IDEX CORP	1,737.85
01-13-20	01-15-20	dp	Sale	INFORMA P L C F	10,302.68
01-13-20	01-15-20	dp	Sale	IMPERIAL LOGISTICS LTD F	984.54
01-13-20	01-15-20	dp	Sale	ILLUMINA INC	19,826.43
01-13-20	01-15-20	dp	Sale	IMMUNOGEN INC	88.26
01-13-20	01-15-20	dp	Sale	IMMUNOGEN INC	1,240.19
01-13-20	01-15-20	dp	Sale	INCYTE CORPORATION	2,460.44
01-13-20	01-15-20	dp	Sale	IHS MARKIT LTD F	4,852.46
01-13-20	01-15-20	dp	Sale	INFOSYS LTD F	8,032.53
01-13-20	01-15-20	dp	Sale	I N G GROEP N V ADR F 1 ADR REP 1 ORD	1,068.39
01-13-20	01-15-20	dp	Sale	INTEL CORPORATION	46,779.77
01-13-20	01-15-20	dp	Sale	INTEL CORPORATION	5,958.88
01-13-20	01-15-20	dp	Sale	IONIS PHARMACEUTICALS IN	18,768.99
01-13-20	01-15-20	dp	Sale	IONIS PHARMACEUTICALS IN	3,628.67
01-13-20	01-15-20	dp	Sale	INTL PAPER CO COM	11,262.07
01-13-20	01-15-20	dp	Sale	INGERSOLL-RAND CO.	525.71
01-13-20	01-15-20	dp	Sale	INTUITIVE SURGICAL	16,303.05
01-13-20	01-15-20	dp	Sale	Jacobs Engineering	6,106.92
01-13-20	01-15-20	dp	Sale	Jacobs Engineering	6,744.52
01-13-20	01-15-20	dp	Sale	JAPAN AIRLS LTD F	970.28
01-13-20	01-15-20	dp	Sale	JAZZ PHARMACEUTICAL F	2,619.54
01-13-20	01-15-20	dp	Sale	JETBLUE AIRWAYS CORP	721.88
01-13-20	01-15-20	dp	Sale	JOHNSON CTLS INC COM	21,625.08
01-13-20	01-15-20	dp	Sale	JELD WEN HOLDING INC	1,222.42
01-13-20	01-15-20	dp	Sale	JOHNSON & JOHNSON COM	14,510.70
01-13-20	01-15-20	dp	Sale	JOHNSON & JOHNSON COM	1,451.07

Alaska Permanent Capital Management Co.
CASH LEDGER
CITY AND BOROUGH OF WRANGELL
From 01-01-20 To 01-31-20

Trade Date	Settle Date	Tran Code	Activity	Security	Amount
01-13-20	01-15-20	dp	Sale	JOHNSON & JOHNSON COM	14,511.20
01-13-20	01-15-20	dp	Sale	JOHNSON & JOHNSON COM	14,365.59
01-13-20	01-15-20	dp	Sale	MORGAN J P & CO INC COM	14,348.32
01-13-20	01-15-20	dp	Sale	MORGAN J P & CO INC COM	40,995.20
01-13-20	01-15-20	dp	Sale	KAO CORP F UNSPONSORED ADR 1 ADR REPS 0.2	11,446.50
01-13-20	01-15-20	dp	Sale	KB FINANCIAL GROUP ADR F SPONSORED ADR 1 A	6,740.66
01-13-20	01-15-20	dp	Sale	KIMBERLY CLARK DE MX F	3,939.46
01-13-20	01-15-20	dp	Sale	K D D I CORP ADR FUNSPONSORED ADR	1,363.61
01-13-20	01-15-20	dp	Sale	K D D I CORP ADR FUNSPONSORED ADR	1,498.47
01-13-20	01-15-20	dp	Sale	KEYSIGHT TECHNOLOGIES	4,472.07
01-13-20	01-15-20	dp	Sale	KEYSIGHT TECHNOLOGIES	10,163.79
01-13-20	01-15-20	dp	Sale	KOC HOLDINGS AS ADR FUNSPONSORED ADR	4,498.11
01-13-20	01-15-20	dp	Sale	K L A TENCOR CORP	697.43
01-13-20	01-15-20	dp	Sale	K L A TENCOR CORP	12,378.89
01-13-20	01-15-20	dp	Sale	K L A TENCOR CORP	174.36
01-13-20	01-15-20	dp	Sale	KOMATSU LTD ADR NEW FSPONSORED ADR	13,892.60
01-13-20	01-15-20	dp	Sale	CARMAX INC	2,992.06
01-13-20	01-15-20	dp	Sale	CARMAX INC	1,360.02
01-13-20	01-15-20	dp	Sale	CARMAX INC	90.67
01-13-20	01-15-20	dp	Sale	COCA COLA CO COM	2,298.21
01-13-20	01-15-20	dp	Sale	KASIKORNBANK PUBLIC F	2,426.77
01-13-20	01-15-20	dp	Sale	KANSAS CITY SOUTHERN	15,965.67
01-13-20	01-15-20	dp	Sale	KANSAS CITY SOUTHERN	7,344.21
01-13-20	01-15-20	dp	Sale	KONTOOR BRANDS INC	454.40
01-13-20	01-15-20	dp	Sale	LIBERTY BROADBAND CO	2,957.71

Alaska Permanent Capital Management Co.
CASH LEDGER
CITY AND BOROUGH OF WRANGELL
From 01-01-20 To 01-31-20

Trade Date	Settle Date	Tran Code	Activity	Security	Amount
01-13-20	01-15-20	dp	Sale	LIBERTY BROADBAND CO	11,172.40
01-13-20	01-15-20	dp	Sale	LIBERTY GLOBAL INC F	1,443.89
01-13-20	01-15-20	dp	Sale	LAB CO OF AMER HLDG	13,768.71
01-13-20	01-15-20	dp	Sale	L3HARRIS TECHNOLOGIES IN	69,010.23
01-13-20	01-15-20	dp	Sale	LENNOX INTERNATIONAL	9,119.75
01-13-20	01-15-20	dp	Sale	LINDE PLC F	4,425.54
01-13-20	01-15-20	dp	Sale	LOCKHEED MARTIN CORP	22,568.17
01-13-20	01-15-20	dp	Sale	LOGMEIN INC	5,332.52
01-13-20	01-15-20	dp	Sale	LOWES COS INC COM	39,011.84
01-13-20	01-15-20	dp	Sale	LPL FINANCIAL HLDGS	3,738.66
01-13-20	01-15-20	dp	Sale	LANDSTAR SYS INC	1,136.88
01-13-20	01-15-20	dp	Sale	LIBERTY MEDIA CORP	6,213.49
01-13-20	01-15-20	dp	Sale	LIBERTY MEDIA CORP	12,546.64
01-13-20	01-15-20	dp	Sale	LIFE HEALTHCARE GROUP F	1,407.97
01-13-20	01-15-20	dp	Sale	LIFE HEALTHCARE GROUP F	340.31
01-13-20	01-15-20	dp	Sale	PUBLIC JOINT STOCK CO F	9,026.81
01-13-20	01-15-20	dp	Sale	LULULEMON ATHLETICA INC.	4,878.13
01-13-20	01-15-20	dp	Sale	LULULEMON ATHLETICA INC.	2,439.05
01-13-20	01-15-20	dp	Sale	LULULEMON ATHLETICA INC.	13,168.17
01-13-20	01-15-20	dp	Sale	LULULEMON ATHLETICA INC.	2,682.40
01-13-20	01-15-20	dp	Sale	LLOYDS BANKING GP ADR F	1,114.33
				SPONSORED ADR 1 AD	
01-13-20	01-15-20	dp	Sale	LIVE NATION ENTRTMNT	7,251.35
01-13-20	01-15-20	dp	Sale	LIVE NATION ENTRTMNT	217.50
01-13-20	01-15-20	dp	Sale	LIVE NATION ENTRTMNT	3,335.09
01-13-20	01-15-20	dp	Sale	LIVE NATION ENTRTMNT	217.50
01-13-20	01-15-20	dp	Sale	MAY DEPT STORES CO COM	52,223.23
01-13-20	01-15-20	dp	Sale	MID-AMERICA APARTMENT	12,066.75
				COMM.	
01-13-20	01-15-20	dp	Sale	MARRIOTT INT'L INC.	146.45
01-13-20	01-15-20	dp	Sale	MARRIOTT INT'L INC.	8,786.82

Alaska Permanent Capital Management Co.
CASH LEDGER
CITY AND BOROUGH OF WRANGELL
From 01-01-20 To 01-31-20

Trade Date	Settle Date	Tran Code	Activity	Security	Amount
01-13-20	01-15-20	dp	Sale	MARRIOTT INT'L INC.	3,075.39
01-13-20	01-15-20	dp	Sale	MASCO CORP COM	2,671.90
01-13-20	01-15-20	dp	Sale	MASIMO CORP	2,475.70
01-13-20	01-15-20	dp	Sale	MOBILE TELESYSTEMS PJS F	5,435.90
01-13-20	01-15-20	dp	Sale	MCDONALDS CORP COM	1,649.65
01-13-20	01-15-20	dp	Sale	MONDELEZ INTL INC CL A	49,715.10
01-13-20	01-15-20	dp	Sale	MEDTRONIC INC COM	11,739.76
01-13-20	01-15-20	dp	Sale	MEDTRONIC INC COM	3,756.72
01-13-20	01-15-20	dp	Sale	MEDTRONIC INC COM	55,411.65
01-13-20	01-15-20	dp	Sale	METLIFE INC	20,955.66
01-13-20	01-15-20	dp	Sale	MANULIFE FINANCIAL CORPF	2,546.21
01-13-20	01-15-20	dp	Sale	MICRO FOCUS INTERNTNL F	842.31
01-13-20	01-15-20	dp	Sale	MICHELIN COMPAGNIE ADR F	6,009.84
				UNSPONSORED ADR 5	
01-13-20	01-15-20	dp	Sale	MICHELIN COMPAGNIE ADR F	7,389.15
				UNSPONSORED ADR 5	
01-13-20	01-15-20	dp	Sale	MOHAWK INDUSTRIES	6,785.25
01-13-20	01-15-20	dp	Sale	MARKEL CORP HOLDING	4,672.31
				COMPANY	
01-13-20	01-15-20	dp	Sale	MAKITA CORP F	15,958.42
01-13-20	01-15-20	dp	Sale	MARSH & MCLENNAN COS COM	30,791.14
01-13-20	01-15-20	dp	Sale	MINNESOTA MNG & MFG CO	1,088.19
				COM	
01-13-20	01-15-20	dp	Sale	MOLINA HEALTHCARE	140.28
01-13-20	01-15-20	dp	Sale	MOLINA HEALTHCARE	4,488.87
01-13-20	01-15-20	dp	Sale	MOTUS HLDGS LTD F	1,439.13
01-13-20	01-15-20	dp	Sale	MERCK & CO INC COM	62,454.36
01-13-20	01-15-20	dp	Sale	USX MARATHON GROUP COM	17,467.34
				NEW	
01-13-20	01-15-20	dp	Sale	MORGAN STANLEY COM	19,248.56
01-13-20	01-15-20	dp	Sale	MICROSOFT CORP	56,947.32

Alaska Permanent Capital Management Co.
CASH LEDGER
CITY AND BOROUGH OF WRANGELL
From 01-01-20 To 01-31-20

Trade Date	Settle Date	Tran Code	Activity	Security	Amount
01-13-20	01-15-20	dp	Sale	MICROSOFT CORP	5,857.44
01-13-20	01-15-20	dp	Sale	M S G NETWORK INC	1,539.27
01-13-20	01-15-20	dp	Sale	NTNL INSTRUMENTS	1,018.52
01-13-20	01-15-20	dp	Sale	NEDBANK GROUP LTD F	2,774.82
01-13-20	01-15-20	dp	Sale	NEXTERA ENERGY INC	1,969.32
01-13-20	01-15-20	dp	Sale	NEWMARKET CORPORATION	1,393.59
01-13-20	01-15-20	dp	Sale	NETFLIX INC	32,652.04
01-13-20	01-15-20	dp	Sale	NIKE INC CL B	21,889.97
01-13-20	01-15-20	dp	Sale	NORTHROP GRUMMAN CORP COM	376.72
01-13-20	01-15-20	dp	Sale	NORTHROP GRUMMAN CORP COM	31,644.66
01-13-20	01-15-20	dp	Sale	NATIONAL OILWELL VARCO	6,854.59
01-13-20	01-15-20	dp	Sale	SERVICE NOW INC	24,340.83
01-13-20	01-15-20	dp	Sale	NORDEA BANK ABP F	8,375.16
01-13-20	01-15-20	dp	Sale	NORDEA BANK ABP F	4,061.67
01-13-20	01-15-20	dp	Sale	NESTLE SA-SPONS ADR FOR REG	2,663.07
01-13-20	01-15-20	dp	Sale	NETWORK APPLIANCE INC	256.19
01-13-20	01-15-20	dp	Sale	NETWORK APPLIANCE INC	320.24
01-13-20	01-15-20	dp	Sale	NETWORK APPLIANCE INC	1,793.36
01-13-20	01-15-20	dp	Sale	NETWORK APPLIANCE INC	448.34
01-13-20	01-15-20	dp	Sale	NETWORK APPLIANCE INC	2,561.95
01-13-20	01-15-20	dp	Sale	NETEASE INC F	13,549.20
01-13-20	01-15-20	dp	Sale	NUANCE COMMUN INC	15,341.23
01-13-20	01-15-20	dp	Sale	NUCOR CORP COM	19,210.78
01-13-20	01-15-20	dp	Sale	NUCOR CORP COM	5,366.39
01-13-20	01-15-20	dp	Sale	NVIDIA CORP	251.28
01-13-20	01-15-20	dp	Sale	NVIDIA CORP	23,117.28
01-13-20	01-15-20	dp	Sale	NOVARTIS A G SPON ADR F SPONSORED ADR1	33,840.41

Alaska Permanent Capital Management Co.
CASH LEDGER
CITY AND BOROUGH OF WRANGELL
From 01-01-20 To 01-31-20

Trade Date	Settle Date	Tran Code	Activity	Security	Amount
01-13-20	01-15-20	dp	Sale	OAO GAZPROM SPON ADR F SPONSORED ADR 1 ADR	6,234.11
01-13-20	01-15-20	dp	Sale	OWENS-ILLINOIS INC	124.33
01-13-20	01-15-20	dp	Sale	ONEOK INC	684.35
01-13-20	01-15-20	dp	Sale	ON SEMICONDUCTOR CO	1,280.72
01-13-20	01-15-20	dp	Sale	ORACLE SYSTEMS CORP	42,822.87
01-13-20	01-15-20	dp	Sale	O REILLY AUTOMOTIVE	4,353.49
01-13-20	01-15-20	dp	Sale	OCCIDENTAL PETE CP DEL COM	33,186.63
01-13-20	01-15-20	dp	Sale	PALO ALTO NETWORKS	3,377.94
01-13-20	01-15-20	dp	Sale	PUBLIC SVC ENTERPRISE COM	19,797.46
01-13-20	01-15-20	dp	Sale	PFIZER INC COM	42,186.08
01-13-20	01-15-20	dp	Sale	PROCTER & GAMBLE CO COM	3,359.23
01-13-20	01-15-20	dp	Sale	PROGRESSIVE CORP	8,668.50
01-13-20	01-15-20	dp	Sale	PHILIPPINE LONG DST F	2,583.69
01-13-20	01-15-20	dp	Sale	PHILIP MORRIS INTERNAT'L	16,593.29
01-13-20	01-15-20	dp	Sale	PNC BK CORP COM	317.97
01-13-20	01-15-20	dp	Sale	PNC BK CORP COM	1,748.85
01-13-20	01-15-20	dp	Sale	PENTAIR LTD F	8,056.62
01-13-20	01-15-20	dp	Sale	POST HOLDINGS INC	1,963.40
01-13-20	01-15-20	dp	Sale	PT BK MANDIRI PRSRO F	7,917.76
01-13-20	01-15-20	dp	Sale	PPG INDS INC COM	2,571.71
01-13-20	01-15-20	dp	Sale	KERING S A F	15,242.08
01-13-20	01-15-20	dp	Sale	PRA HEALTH SCIENCES	207.10
01-13-20	01-15-20	dp	Sale	PRA HEALTH SCIENCES	724.49
01-13-20	01-15-20	dp	Sale	PT SEMEN INDONESIA PER F	4,339.91
01-13-20	01-15-20	dp	Sale	PHILLIPS 66	1,676.71
01-13-20	01-15-20	dp	Sale	PT ASTRA INTL TBK F	5,505.17
01-13-20	01-15-20	dp	Sale	PRUDENTIAL CORP PLC ADRFSPONSORED ADR	28,062.33
01-13-20	01-15-20	dp	Sale	PHILLIPS-VAN HEUSEN	7,745.93

Alaska Permanent Capital Management Co.
CASH LEDGER
CITY AND BOROUGH OF WRANGELL
From 01-01-20 To 01-31-20

Trade Date	Settle Date	Tran Code	Activity	Security	Amount
01-13-20	01-15-20	dp	Sale	PIONEER NATURAL RES	5,873.88
01-13-20	01-15-20	dp	Sale	PAYPAL HOLDINGS INCO	17,796.41
01-13-20	01-15-20	dp	Sale	QURATE RETAIL INC	5,757.30
01-13-20	01-15-20	dp	Sale	RENAL CARE GROUP INC	9,271.27
01-13-20	01-15-20	dp	Sale	RED ELECTRICA CORPORAC F	4,811.65
01-13-20	01-15-20	dp	Sale	RED ELECTRICA CORPORAC F	6,081.92
01-13-20	01-15-20	dp	Sale	ROYAL DUTCH SHELL A	50,051.21
				ADRFSPONSORED ADR	
01-13-20	01-15-20	dp	Sale	ROYAL DUTCH SHELL PLC	2,700.84
01-13-20	01-15-20	dp	Sale	ROYAL DUTCH SHELL PLC	60.02
01-13-20	01-15-20	dp	Sale	ROYAL DSM N V F	7,217.58
01-13-20	01-15-20	dp	Sale	EVEREST RE GROUP LTD F	10,781.68
01-13-20	01-15-20	dp	Sale	RELX PLC F	23,872.80
01-13-20	01-15-20	dp	Sale	REINSURANCE GP AMER	3,924.42
01-13-20	01-15-20	dp	Sale	REINSURANCE GP AMER	1,098.84
01-13-20	01-15-20	dp	Sale	REINSURANCE GP AMER	784.88
01-13-20	01-15-20	dp	Sale	REINSURANCE GP AMER	11,302.33
01-13-20	01-15-20	dp	Sale	ROCHE HOLDINGS LTD-SPONS	22,835.01
				ADR	
01-13-20	01-15-20	dp	Sale	ROBERT HALF INTL INC	2,939.62
01-13-20	01-15-20	dp	Sale	RESMED INC	2,053.16
01-13-20	01-15-20	dp	Sale	RINGCENTRAL INC CLASS A	745.69
01-13-20	01-15-20	dp	Sale	ROCKWELL INTL CORP COM	822.04
01-13-20	01-15-20	dp	Sale	ROPER TECHNOLOGIES	6,730.49
01-13-20	01-15-20	dp	Sale	ROSS STORES INC	17,423.10
01-13-20	01-15-20	dp	Sale	RR DONNELLEY & SONS	294.38
01-13-20	01-15-20	dp	Sale	RAYTHEON CO COM	33,101.22
01-13-20	01-15-20	dp	Sale	RYANAIR HLDGS PLC F	12,865.40
01-13-20	01-15-20	dp	Sale	ROLLS-ROYCE HLDGS ADR	1,732.14
				FSPONSORED ADR	
01-13-20	01-15-20	dp	Sale	RYOHIN KEIKAKU CO F	10,401.38

Alaska Permanent Capital Management Co.
CASH LEDGER
CITY AND BOROUGH OF WRANGELL
From 01-01-20 To 01-31-20

Trade Date	Settle Date	Tran Code	Activity	Security	Amount
01-13-20	01-15-20	dp	Sale	SAFRAN F	3,817.92
01-13-20	01-15-20	dp	Sale	SAFRAN F	3,817.92
01-13-20	01-15-20	dp	Sale	SAFRAN F	3,817.92
01-13-20	01-15-20	dp	Sale	SAFRAN F	3,817.92
01-13-20	01-15-20	dp	Sale	SAFRAN F	25,236.46
01-13-20	01-15-20	dp	Sale	SAGE THERAPEUTICS	1,142.68
01-13-20	01-15-20	dp	Sale	SAGE THERAPEUTICS	1,523.57
01-13-20	01-15-20	dp	Sale	S A P AG ADR F SPONSORED ADR 1 ADR REP 1 O	38,135.32
01-13-20	01-15-20	dp	Sale	SAMPO OYJ F	17,808.23
01-13-20	01-15-20	dp	Sale	SBERBANK ADR FSPONSORED ADR	11,130.35
01-13-20	01-15-20	dp	Sale	S E I INVESTMENTS CO	8,804.94
01-13-20	01-15-20	dp	Sale	STANDARD BK GROUP F	3,157.85
01-13-20	01-15-20	dp	Sale	SHINHAN FINL GROUP ADR F SPONSORED ADR 1 A	4,624.71
01-13-20	01-15-20	dp	Sale	S K TELECOM LTD ADR FSPONSORED ADR	2,093.77
01-13-20	01-15-20	dp	Sale	SCHLUMBERGER LTD COM	1,848.53
01-13-20	01-15-20	dp	Sale	SANLAM LTD F	1,089.98
01-13-20	01-15-20	dp	Sale	SANLAM LTD F	675.79
01-13-20	01-15-20	dp	Sale	SANLAM LTD F	1,089.98
01-13-20	01-15-20	dp	Sale	SLM CORPORATION	3,553.85
01-13-20	01-15-20	dp	Sale	SUMITOMO MITSUI FINL00 F	16,844.13
01-13-20	01-15-20	dp	Sale	SANOFI ADR F SPONSORED ADR 2 ADR REP 1 ORD	19,125.98
01-13-20	01-15-20	dp	Sale	SONOVA HOLDING A G F	12,768.28
01-13-20	01-15-20	dp	Sale	S&P GLOBAL INC	13,131.63
01-13-20	01-15-20	dp	Sale	SPLUNK INC	14,644.17
01-13-20	01-15-20	dp	Sale	SPIRIT AEROSYSTEMS HOLD CLA	3,241.52

Alaska Permanent Capital Management Co.
CASH LEDGER
CITY AND BOROUGH OF WRANGELL
From 01-01-20 To 01-31-20

Trade Date	Settle Date	Tran Code	Activity	Security	Amount
01-13-20	01-15-20	dp	Sale	SQUARE INC CLASS A	10,537.01
01-13-20	01-15-20	dp	Sale	SHOPRITE HOLDINGS LTD F	1,663.97
01-13-20	01-15-20	dp	Sale	SSE PLC F	2,805.84
01-13-20	01-15-20	dp	Sale	SEAGATE TECHNOLOGY PLC F	44,657.68
01-13-20	01-15-20	dp	Sale	CONSTELLATION BRAND CLASS A	188.37
01-13-20	01-15-20	dp	Sale	CONSTELLATION BRAND CLASS A	3,390.59
01-13-20	01-15-20	dp	Sale	SUNCOR ENERGY INC	18,172.18
01-13-20	01-15-20	dp	Sale	SYNCHRONY FINANCIAL	1,802.05
01-13-20	01-15-20	dp	Sale	SYSCO CORP COM	1,932.74
01-13-20	01-15-20	dp	Sale	SUZUKI MOTOR CO LTD F	6,528.85
01-13-20	01-15-20	dp	Sale	AT&T CORP COM	16,944.91
01-13-20	01-15-20	dp	Sale	AT&T CORP COM	37,168.04
01-13-20	01-15-20	dp	Sale	TAKEDA PHARMA CO F	3,928.77
01-13-20	01-15-20	dp	Sale	TENCENT HOLDINGS ADR	32,999.81
01-13-20	01-15-20	dp	Sale	FUNSPONSORED ADR	
01-13-20	01-15-20	dp	Sale	ATLASSIAN CORP PLC	3,400.44
01-13-20	01-15-20	dp	Sale	TELE-COMMUNICATIONS INC NEW CL A	29,213.40
01-13-20	01-15-20	dp	Sale	TELE-COMMUNICATIONS INC NEW CL A	7,790.24
01-13-20	01-15-20	dp	Sale	TELE-COMMUNICATIONS INC NEW CL A	9,739.80
01-13-20	01-15-20	dp	Sale	TELE-COMMUNICATIONS INC NEW CL A	97.40
01-13-20	01-15-20	dp	Sale	TELE-COMMUNICATIONS INC NEW CL A	194.80
01-13-20	01-15-20	dp	Sale	TELENOR ASA ADR F	3,605.93
				SPONSORED ADR 1 ADR REP	

Alaska Permanent Capital Management Co.
CASH LEDGER
CITY AND BOROUGH OF WRANGELL
From 01-01-20 To 01-31-20

Trade Date	Settle Date	Tran Code	Activity	Security	Amount
01-13-20	01-15-20	dp	Sale	TELENOR ASA ADR F SPONSORED ADR 1 ADR REP	10,439.15
01-13-20	01-15-20	dp	Sale	TRUIST FINL CORP	26,997.47
01-13-20	01-15-20	dp	Sale	TARGET CORP	25,620.29
01-13-20	01-15-20	dp	Sale	TELEKOMUNIK INDONESIA-SP ADR	5,009.67
01-13-20	01-15-20	dp	Sale	TOLL BROTHERS INC	840.48
01-13-20	01-15-20	dp	Sale	TOTAL S A ADR F 1 ADR REP 1 ORD	17,381.24
01-13-20	01-15-20	dp	Sale	TRANSCANADA CORP	10,077.64
01-13-20	01-15-20	dp	Sale	TRAVELERS COS INC	1,221.43
01-13-20	01-15-20	dp	Sale	TESLA MOTORS INC	25,447.47
01-13-20	01-15-20	dp	Sale	TESLA MOTORS INC	3,053.70
01-13-20	01-15-20	dp	Sale	TAIWAN SEMICONDUCTR ADRF SPONSORED ADR 1 A	14,003.49
01-13-20	01-15-20	dp	Sale	TWITTER INC	26,856.56
01-13-20	01-15-20	dp	Sale	TWITTER INC	9,789.70
01-13-20	01-15-20	dp	Sale	TWITTER INC	3,263.23
01-13-20	01-15-20	dp	Sale	TWITTER INC	3,263.23
01-13-20	01-15-20	dp	Sale	TEXACO INC COM	2,297.07
01-13-20	01-15-20	dp	Sale	TEXAS INSTRS INC COM	1,818.70
01-13-20	01-15-20	dp	Sale	UBISOFT ENTERTAINMENT F	10,599.28
01-13-20	01-15-20	dp	Sale	UNILEVER PLC-SPONSORED ADR	20,792.97
01-13-20	01-15-20	dp	Sale	UNICREDIT SPA F	3,994.85
01-13-20	01-15-20	dp	Sale	UNITED HEALTHCARE	85,679.27
01-13-20	01-15-20	dp	Sale	UNITED HEALTHCARE	5,808.28
01-13-20	01-15-20	dp	Sale	UNION PAC CORP COM	17,023.48
01-13-20	01-15-20	dp	Sale	UNITED PARCEL SERVICE CLB	2,106.55
01-13-20	01-15-20	dp	Sale	URBAN OUTFITTERS INC	3,730.30
01-13-20	01-15-20	dp	Sale	US BANCORP DEL NEW	22,024.57

Alaska Permanent Capital Management Co.
CASH LEDGER
CITY AND BOROUGH OF WRANGELL
From 01-01-20 To 01-31-20

Trade Date	Settle Date	Tran Code	Activity	Security	Amount
01-13-20	01-15-20	dp	Sale	UNITED TECHNOLOGIES CP COM	10,928.65
01-13-20	01-15-20	dp	Sale	UNITED TECHNOLOGIES CP COM	1,214.29
01-13-20	01-15-20	dp	Sale	VISA INC CL A CLASS A	41,236.69
01-13-20	01-15-20	dp	Sale	VINCI S A F	8,312.08
01-13-20	01-15-20	dp	Sale	VINCI S A F	10,362.40
01-13-20	01-15-20	dp	Sale	VODACOM GROUP LIMITED F	1,747.04
01-13-20	01-15-20	dp	Sale	VODACOM GROUP LIMITED F	1,662.97
01-13-20	01-15-20	dp	Sale	VEEVA SYSTEMS INC	13,185.08
01-13-20	01-15-20	dp	Sale	V F CORP COM	7,744.25
01-13-20	01-15-20	dp	Sale	VIVENDI SA NEW ADR F	21,047.32
				UNSPONSORED ADR 1 ADR	
01-13-20	01-15-20	dp	Sale	VALERO ENERGY CORP NEW	16,646.61
01-13-20	01-15-20	dp	Sale	VULCAN MATERIALS COM	1,568.06
01-13-20	01-15-20	dp	Sale	VODAFONE GROUP PLC-SPS ADR	1,850.35
01-13-20	01-15-20	dp	Sale	VERTEX PHARMACEUTICALS	22,639.53
01-13-20	01-15-20	dp	Sale	VERTEX PHARMACEUTICALS	19,243.60
01-13-20	01-15-20	dp	Sale	VERTEX PHARMACEUTICALS	8,603.02
01-13-20	01-15-20	dp	Sale	VOLKSWAGEN A G F	5,433.13
01-13-20	01-15-20	dp	Sale	VOLKSWAGEN A G F	21,774.72
01-13-20	01-15-20	dp	Sale	VERIZON COMMUNICATIONS	42,237.33
01-13-20	01-15-20	dp	Sale	WABTEC	78.00
01-13-20	01-15-20	dp	Sale	WABTEC	4,367.91
01-13-20	01-15-20	dp	Sale	WORKDAY INC CLASS A	18,366.37
01-13-20	01-15-20	dp	Sale	WESTERN DIGITAL CORP	25,188.78
01-13-20	01-15-20	dp	Sale	WADDELL & REED FINL CL A	167.21
01-13-20	01-15-20	dp	Sale	WISCONSIN ENERGY CP HLDG CO	2,697.91
01-13-20	01-15-20	dp	Sale	WEICHAI POWER CO LTD F	12,799.66

Alaska Permanent Capital Management Co.
CASH LEDGER
CITY AND BOROUGH OF WRANGELL
From 01-01-20 To 01-31-20

Trade Date	Settle Date	Tran Code	Activity	Security	Amount
01-13-20	01-15-20	dp	Sale	WENDYS INTL INC COM	1,088.51
01-13-20	01-15-20	dp	Sale	WEX INC	2,185.98
01-13-20	01-15-20	dp	Sale	WEATHERFORD INTL ORDF	127.97
01-13-20	01-15-20	dp	Sale	WESTLAKE CHEMICAL CO	7,508.85
01-13-20	01-15-20	dp	Sale	WASTE MANAGEMENT INC	29,240.29
01-13-20	01-15-20	dp	Sale	WILLIAMS COS INC DEL COM	1,676.41
01-13-20	01-15-20	dp	Sale	WAL MART STORES INC COM	20,449.04
01-13-20	01-15-20	dp	Sale	BERKLEY W R CORP	2,853.04
01-13-20	01-15-20	dp	Sale	WOLTERS KLUWER N V F	22,216.94
01-13-20	01-15-20	dp	Sale	WOLTERS KLUWER N V F	2,814.14
01-13-20	01-15-20	dp	Sale	WESTERN UNION CO	2,364.61
01-13-20	01-15-20	dp	Sale	WYNDHAM WORLDWIDE CORP	5,062.76
01-13-20	01-15-20	dp	Sale	WYNDHAM WORLDWIDE CORP	5,115.09
01-13-20	01-15-20	dp	Sale	XILINX INC	3,489.78
01-13-20	01-15-20	dp	Sale	XILINX INC	2,991.24
01-13-20	01-15-20	dp	Sale	XILINX INC	3,489.78
01-13-20	01-15-20	dp	Sale	ENN ENERGY HOLDINGS F	5,515.54
01-13-20	01-15-20	dp	Sale	EXXON MOBIL CORP	1,602.01
01-13-20	01-15-20	dp	Sale	XPO LOGISTICS INC	4,734.16
01-13-20	01-15-20	dp	Sale	YPF SOCIEDAD ANONIMA F	3,835.78
01-13-20	01-15-20	dp	Sale	ZEBRA TECHNOLOGIES	3,698.82
01-13-20	01-15-20	dp	Sale	ZENDESK INC	334.42
01-13-20	01-15-20	dp	Sale	ZOETIS INC CLASS A	2,041.76
01-14-20	01-14-20	dp	Addition	to Portfolio	21.85
01-14-20	01-14-20	dp	Dividend	MONDELEZ INTL INC CL A	259.92
01-14-20	01-14-20	dp	Dividend	PIONEER NATURAL RES	17.60
01-14-20	01-16-20	dp	Sale	AIA GROUP LTD NEW ADR F	18,406.26
				SPONSORED ADR 1 AD	
01-14-20	01-16-20	dp	Sale	AUTODESK INC	55,946.27
01-14-20	01-16-20	dp	Sale	AKBANK TURK ANONIM SIR F	502.73
01-14-20	01-16-20	dp	Sale	A O N PLC F	30,606.48

Alaska Permanent Capital Management Co.
CASH LEDGER
CITY AND BOROUGH OF WRANGELL
From 01-01-20 To 01-31-20

Trade Date	Settle Date	Tran Code	Activity	Security	Amount
01-14-20	01-16-20	dp	Sale	ASSA ABLOY AB F	11,818.76
01-14-20	01-16-20	dp	Sale	ASSA ABLOY AB F	13,285.97
01-14-20	01-16-20	dp	Sale	ASHTED GROUP PLC F	8,965.94
01-14-20	01-16-20	dp	Sale	ASM PACIFIC TECH F	5,025.43
01-14-20	01-16-20	dp	Sale	AVAGO TECHNOLOGIES F	91,062.81
01-14-20	01-16-20	dp	Sale	AVIVA PLC F	1,989.23
01-14-20	01-16-20	dp	Sale	AXALTA COATING SYSTE F	3,369.85
01-14-20	01-16-20	dp	Sale	ASTRAZENECA PLC ADR FSPONSORED ADR	25,430.46
01-14-20	01-16-20	dp	Sale	AUTOZONE INC	6,715.12
01-14-20	01-16-20	dp	Sale	BOEING CO COM	27,400.55
01-14-20	01-16-20	dp	Sale	ALIBABA GROUP HLDG F ADR 1 ADR REPS 1 ORD	32,175.96
01-14-20	01-16-20	dp	Sale	BANKAMERICA CORP COM	355.12
01-14-20	01-16-20	dp	Sale	BANKAMERICA CORP COM	26,563.40
01-14-20	01-16-20	dp	Sale	BALFOUR BEATTY PLC F	520.87
01-14-20	01-16-20	dp	Sale	BOOZ ALLEN HAMILTON CLASS A	8,374.10
01-14-20	01-16-20	dp	Sale	BROOKFIELD ASSET MGM F	4,682.01
01-14-20	01-16-20	dp	Sale	BASF SE F ADR 1 ADR REPS 1 ORD SHS	2,913.51
01-14-20	01-16-20	dp	Sale	BB SEGURIDADE PARTICIP F	4,846.47
01-14-20	01-16-20	dp	Sale	BARCLAYS PLC ADR FSPONSORED ADR	2,900.18
01-14-20	01-16-20	dp	Sale	BANCO DO BRASIL S A F	8,055.91
01-14-20	01-16-20	dp	Sale	BIDVEST GRP LTD F	3,290.69
01-14-20	01-16-20	dp	Sale	BECTON DICKINSON & CO COM	12,631.28
01-14-20	01-16-20	dp	Sale	Brown Forman Corp Class B	1,096.64
01-14-20	01-16-20	dp	Sale	BHP BILLITON LTD ADR FSPONSORED ADR1	5,508.89

Alaska Permanent Capital Management Co.
CASH LEDGER
CITY AND BOROUGH OF WRANGELL
From 01-01-20 To 01-31-20

Trade Date	Settle Date	Tran Code	Activity	Security	Amount
01-14-20	01-16-20	dp	Sale	BHP BILLITON LTD ADR FSPONSORED ADR1	5,508.89
01-14-20	01-16-20	dp	Sale	BHP BILLITON LTD ADR FSPONSORED ADR1	16,637.84
01-14-20	01-16-20	dp	Sale	BAIDU INC - SPON ADR	5,204.87
01-14-20	01-16-20	dp	Sale	BIOGEN IDEC INC	55,313.71
01-14-20	01-16-20	dp	Sale	BANK OF NEW YORK CO. INC	26,025.19
01-14-20	01-16-20	dp	Sale	BLACK KNIGHT INC	2,700.74
01-14-20	01-16-20	dp	Sale	BLACKROCK INC	2,594.12
01-14-20	01-16-20	dp	Sale	BANCO MACRO S A F	2,014.95
01-14-20	01-16-20	dp	Sale	BIOMARIN PHARMACEUTL	9,925.24
01-14-20	01-16-20	dp	Sale	BRISTOL MYERS SQUIBB COM	8,767.91
01-14-20	01-16-20	dp	Sale	BNP PARIBAS ADR F SPONSORED ADR 1 ADR REP	2,173.09
01-14-20	01-16-20	dp	Sale	BP PLC ADR	2,246.09
01-14-20	01-16-20	dp	Sale	BRUKER CORP	480.91
01-14-20	01-16-20	dp	Sale	BROWN & BROWN INC	4,833.51
01-14-20	01-16-20	dp	Sale	BRIT AMER TOBACCO F ADR 1 ADR REPS 2 ORD S	3,887.55
01-14-20	01-16-20	dp	Sale	CARLSBERG AS ADR FSPONSORED	18,012.91
01-14-20	01-16-20	dp	Sale	CLICKS GROUP LTD F	4,563.66
01-14-20	01-16-20	dp	Sale	LIONS GATE ENTMT F	1,953.10
01-14-20	01-16-20	dp	Sale	WEATHERFORD INTL WTF	92.50
01-14-20	01-16-20	dp	Sale	WOOLWORTHS HLDG LTD F	2,588.91
01-14-20	01-15-20	dp	Sale	US TREASURY NOTES 2.750% Due 11-15-42	21,765.60
01-14-20	01-15-20	dp	Accrued Interest	US TREASURY NOTES 2.750% Due 11-15-42	92.17
01-14-20	01-15-20	dp	Sale	US TREASURY NOTES 3.375% Due 05-15-44	38,617.53

Alaska Permanent Capital Management Co.
CASH LEDGER
CITY AND BOROUGH OF WRANGELL
From 01-01-20 To 01-31-20

Trade Date	Settle Date	Tran Code	Activity	Security	Amount
01-14-20	01-15-20	dp	Accrued Interest	US TREASURY NOTES 3.375% Due 05-15-44	180.99
01-15-20	01-15-20	dp	Transfer from	DIVIDEND ACCRUAL	109.02
01-15-20	01-15-20	dp	Transfer from	DIVIDEND ACCRUAL	217.94
01-15-20	01-17-20	wd	Purchase	ISHARES CORE S&P MIDCAP 400 ETF	-657,849.81
01-15-20	01-17-20	wd	Purchase	FLEXSHARES QUAL DIV ETF	-258,522.30
01-15-20	01-17-20	wd	Purchase	SPDR S&P 500 ETF	-1,810,897.87
01-15-20	01-17-20	wd	Purchase	ISHARES ETF CORE MSCI EMERGING MKTS	-466,222.45
01-15-20	01-17-20	wd	Purchase	FLEXSHARES-INTL QUAL DVD INDE	-93,459.30
01-15-20	01-17-20	wd	Purchase	ISHARES ETF CORE MSCI EAFE	-281,187.44
01-15-20	01-17-20	wd	Purchase	ISHARES MSCI EAFE INDEX FUND	-563,096.70
01-15-20	01-17-20	wd	Purchase	ETRACS BLOOMBERG CMCI ETN	-141,616.20
01-15-20	01-17-20	wd	Purchase	INVESCO OPTIMUM YIELD DIVERSIFIED COMMODIT	-140,244.13
01-15-20	01-17-20	wd	Purchase	FLEXSHAR STX GLOBAL BROAD INF ETF	-282,710.25
01-15-20	01-17-20	wd	Purchase	JPMORGAN BETABUILDERS MSCI US REIT ETF	-188,739.50
01-15-20	01-17-20	wd	Purchase	ISHARES S&P SMALLCAP 600 INDEX ETF	-282,725.09
01-15-20	01-15-20	dp	Interest	COMCAST CORP 4.65%42 4.650% Due 07-15-42	325.50
01-15-20	01-15-20	dp	Interest	TARGET CORP 2.9%22 2.900% Due 01-15-22	362.50

Alaska Permanent Capital Management Co.
CASH LEDGER
CITY AND BOROUGH OF WRANGELL
From 01-01-20 To 01-31-20

Trade Date	Settle Date	Tran Code	Activity	Security	Amount
01-15-20	01-15-20	dp	Interest	UNITEDHEALTH GROUP INC 2.700% Due 07-15-20	337.50
01-15-20	01-15-20	dp	Dividend	ALEXANDRIA REAL EST EQTY REIT	55.62
01-15-20	01-15-20	dp	Dividend	HOST HOTELS & RESORTS REIT	163.60
01-15-20	01-15-20	dp	Dividend	HOST HOTELS & RESORTS REIT	40.90
01-15-20	01-15-20	dp	Dividend	LENNOX INTERNATIONAL	28.49
01-15-20	01-15-20	dp	Dividend	PROGRESSIVE CORP	272.60
01-15-20	01-15-20	dp	Dividend	US BANCORP DEL NEW	164.22
01-15-20	01-15-20	dp	Interest	FHLMC 6.250% Due 07-15-32	843.75
01-15-20	01-15-20	dp	Interest	US TREASURY INFLATION PROTECTED SECURITIES 0.875% Due 01-15-29	40.12
01-15-20	01-15-20	dp	Interest	FHLMC G07289 3.000% Due 11-01-42	53.39
01-15-20	01-15-20	dp	Paydown	FHLMC G07289 3.000% Due 11-01-42	280.17
01-15-20	01-15-20	dp	Paydown	FGLMC POOL G60440 3.500% Due 03-01-46	276.88
01-15-20	01-15-20	dp	Interest	FGLMC POOL G60440 3.500% Due 03-01-46	60.32
01-15-20	01-15-20	dp	Interest	FHLMC G61570 5.500% Due 11-01-42	36.37
01-15-20	01-15-20	dp	Paydown	FHLMC G61570 5.500% Due 11-01-42	137.56
01-15-20	01-15-20	dp	Paydown	FHLMC G61653 5.000% Due 06-01-41	258.50
01-15-20	01-15-20	dp	Interest	FHLMC G61653 5.000% Due 06-01-41	57.53

Alaska Permanent Capital Management Co.
CASH LEDGER
CITY AND BOROUGH OF WRANGELL
From 01-01-20 To 01-31-20

Trade Date	Settle Date	Tran Code	Activity	Security	Amount
01-15-20	01-15-20	dp	Interest	CHARLES SCHWAB LIQUID BANK DEPOSIT ACCOUNT	10.73
01-15-20	01-15-20	dp	Interest	CHARLES SCHWAB LIQUID BANK DEPOSIT ACCOUNT	5.89
01-15-20	01-17-20	dp	Sale	AMERICAN INTL GROUP 3.750% Due 07-10-25	19,305.04
01-15-20	01-17-20	dp	Accrued Interest	AMERICAN INTL GROUP 3.750% Due 07-10-25	13.13
01-15-20	01-17-20	dp	Sale	APPLE INC. 2.400% Due 05-03-23	17,295.56
01-15-20	01-17-20	dp	Accrued Interest	APPLE INC. 2.400% Due 05-03-23	83.87
01-15-20	01-17-20	dp	Sale	AT&T INC. 5.35%40	12,237.30
01-15-20	01-17-20	dp	Accrued Interest	AT&T INC. 5.35%40	202.11
01-15-20	01-17-20	dp	Sale	TRUIST FINL CORP 2.85%24	16,524.76
01-15-20	01-17-20	dp	Accrued Interest	TRUIST FINL CORP 2.85%24	102.60
01-15-20	01-17-20	dp	Sale	TRUIST FINANCIAL 3.200% Due 09-03-21	14,269.82
01-15-20	01-17-20	dp	Accrued Interest	TRUIST FINANCIAL 3.200% Due 09-03-21	166.76
01-15-20	01-16-20	dp	Sale	US TREASURY 2.75%11/47	11,042.58
01-15-20	01-16-20	dp	Accrued Interest	US TREASURY 2.75%11/47	46.84
01-15-20	01-16-20	dp	Sale	US TREASURY NOTES 1.500% Due 08-15-26	25,671.04

Alaska Permanent Capital Management Co.
CASH LEDGER
CITY AND BOROUGH OF WRANGELL
From 01-01-20 To 01-31-20

Trade Date	Settle Date	Tran Code	Activity	Security	Amount
01-15-20	01-16-20	dp	Accrued Interest	US TREASURY NOTES 1.500% Due 08-15-26	163.21
01-15-20	01-16-20	dp	Sale	US TREASURY NOTES 1.875% Due 07-31-22	28,214.37
01-15-20	01-16-20	dp	Accrued Interest	US TREASURY NOTES 1.875% Due 07-31-22	241.10
01-15-20	01-16-20	dp	Sale	US TREASURY NOTES 1.875% Due 09-30-22	17,140.78
01-15-20	01-16-20	dp	Accrued Interest	US TREASURY NOTES 1.875% Due 09-30-22	94.06
01-15-20	01-16-20	dp	Sale	US TREASURY NOTES 2.000% Due 10-31-22	3,035.86
01-15-20	01-16-20	dp	Accrued Interest	US TREASURY NOTES 2.000% Due 10-31-22	12.69
01-15-20	01-16-20	dp	Sale	US TREASURY NOTES 2.125% Due 11-30-24	8,191.56
01-15-20	01-16-20	dp	Accrued Interest	US TREASURY NOTES 2.125% Due 11-30-24	21.83
01-15-20	01-16-20	dp	Sale	US TREASURY NOTES 2.000% Due 01-31-20	55,006.45
01-15-20	01-16-20	dp	Accrued Interest	US TREASURY NOTES 2.000% Due 01-31-20	505.16
01-15-20	01-16-20	dp	Sale	US TREASURY NOTES 2.375% Due 01-31-23	6,143.91
01-15-20	01-16-20	dp	Accrued Interest	US TREASURY NOTES 2.375% Due 01-31-23	65.44
01-15-20	01-16-20	dp	Sale	US TREASURY NOTES 2.750% Due 02-28-25	1,055.51
01-15-20	01-16-20	dp	Accrued Interest	US TREASURY NOTES 2.750% Due 02-28-25	10.43

Alaska Permanent Capital Management Co.
CASH LEDGER
CITY AND BOROUGH OF WRANGELL
From 01-01-20 To 01-31-20

Trade Date	Settle Date	Tran Code	Activity	Security	Amount
01-15-20	01-16-20	dp	Sale	US TREASURY NOTES 2.625% Due 03-31-25	1,049.84
01-15-20	01-16-20	dp	Accrued Interest	US TREASURY NOTES 2.625% Due 03-31-25	7.75
01-15-20	01-16-20	dp	Sale	US TREASURY NOTES 2.625% Due 08-31-20	23,141.05
01-15-20	01-16-20	dp	Accrued Interest	US TREASURY NOTES 2.625% Due 08-31-20	228.89
01-15-20	01-16-20	dp	Sale	US TREASURY NOTES 3.125% Due 11-15-28	9,997.38
01-15-20	01-16-20	dp	Accrued Interest	US TREASURY NOTES 3.125% Due 11-15-28	47.91
01-15-20	01-16-20	dp	Sale	US TREASURY NOTES 2.625% Due 12-31-23	14,552.82
01-15-20	01-16-20	dp	Accrued Interest	US TREASURY NOTES 2.625% Due 12-31-23	16.15
01-16-20	01-16-20	dp	Transfer from	DIVIDEND ACCRUAL	0.90
01-16-20	01-21-20	wd	Purchase	VANGUARD SHORT-TERM TIPS ETF	-469,087.60
01-16-20	01-21-20	wd	Purchase	VANGUARD TOTAL INTL BOND ETF	-234,413.03
01-16-20	01-16-20	dp	Addition	to Portfolio	91.18
01-16-20	01-16-20	dp	Addition	to Portfolio	24.24
01-16-20	01-16-20	dp	Addition	to Portfolio	197.73
01-16-20	01-16-20	dp	Dividend	GLACIER BANCORP INC	9.60
01-16-20	01-17-20	dp	Sale	US TREASURY NOTES 2.500% Due 01-31-24	62,073.94
01-16-20	01-17-20	dp	Accrued Interest	US TREASURY NOTES 2.500% Due 01-31-24	692.93
01-16-20	01-17-20	dp	Sale	US TREASURY NOTES 2.500% Due 02-28-21	72,703.77

Alaska Permanent Capital Management Co.
CASH LEDGER
CITY AND BOROUGH OF WRANGELL
From 01-01-20 To 01-31-20

Trade Date	Settle Date	Tran Code	Activity	Security	Amount
01-16-20	01-17-20	dp	Accrued Interest	US TREASURY NOTES 2.500% Due 02-28-21	687.36
01-16-20	01-17-20	dp	Sale	US TREASURY NOTES 2.375% Due 08-15-24	59,913.99
01-16-20	01-17-20	dp	Accrued Interest	US TREASURY NOTES 2.375% Due 08-15-24	580.20
01-16-20	01-17-20	dp	Sale	US TREASURY NOTES 2.250% Due 11-15-24	35,997.16
01-16-20	01-17-20	dp	Accrued Interest	US TREASURY NOTES 2.250% Due 11-15-24	136.30
01-16-20	01-17-20	dp	Sale	US TREASURY NOTES 2.000% Due 02-15-25	14,241.72
01-16-20	01-17-20	dp	Accrued Interest	US TREASURY NOTES 2.000% Due 02-15-25	117.93
01-16-20	01-17-20	dp	Sale	US TREASURY NOTES 1.375% Due 08-31-20	2,995.43
01-16-20	01-17-20	dp	Accrued Interest	US TREASURY NOTES 1.375% Due 08-31-20	15.75
01-16-20	01-17-20	dp	Sale	US TREASURY NOTES 2.250% Due 11-15-25	14,440.17
01-16-20	01-17-20	dp	Accrued Interest	US TREASURY NOTES 2.250% Due 11-15-25	54.52
01-16-20	01-17-20	dp	Sale	US TREASURY NOTES 3.625% Due 02-15-20	18,026.72
01-16-20	01-17-20	dp	Accrued Interest	US TREASURY NOTES 3.625% Due 02-15-20	274.83
01-16-20	01-17-20	dp	Sale	US TREASURY NOTES 2.625% Due 11-15-20	55,451.17
01-16-20	01-17-20	dp	Accrued Interest	US TREASURY NOTES 2.625% Due 11-15-20	249.88

Alaska Permanent Capital Management Co.
CASH LEDGER
CITY AND BOROUGH OF WRANGELL
From 01-01-20 To 01-31-20

Trade Date	Settle Date	Tran Code	Activity	Security	Amount
01-16-20	01-17-20	dp	Sale	US TREASURY NOTES 3.125% Due 05-15-21	29,571.61
01-16-20	01-17-20	dp	Accrued Interest	US TREASURY NOTES 3.125% Due 05-15-21	156.85
01-16-20	01-17-20	dp	Sale	US TREASURY INFLATION PROTECTED SECURITIES 0.875% Due 01-15-29	9,805.92
01-16-20	01-17-20	dp	Accrued Interest	US TREASURY INFLATION PROTECTED SECURITIES 0.875% Due 01-15-29	0.44
01-17-20	01-17-20	dp	Transfer from	DIVIDEND ACCRUAL	70.20
01-17-20	01-17-20	dp	Addition	to Portfolio	261.49
01-17-20	01-21-20	dp	Sale	US TREASURY NOTES 2.125% Due 08-15-21	9,072.42
01-17-20	01-21-20	dp	Accrued Interest	US TREASURY NOTES 2.125% Due 08-15-21	82.63
01-17-20	01-21-20	dp	Sale	US TREASURY NOTES 2.000% Due 02-15-22	47,409.97
01-17-20	01-21-20	dp	Accrued Interest	US TREASURY NOTES 2.000% Due 02-15-22	406.14
01-17-20	01-21-20	dp	Sale	US TREASURY NOTES 1.250% Due 10-31-21	23,860.31
01-17-20	01-21-20	dp	Accrued Interest	US TREASURY NOTES 1.250% Due 10-31-21	67.58
01-17-20	01-21-20	dp	Sale	US TREASURY NOTES 2.000% Due 11-15-26	19,323.59
01-17-20	01-21-20	dp	Accrued Interest	US TREASURY NOTES 2.000% Due 11-15-26	69.95
01-17-20	01-21-20	dp	Sale	US TREASURY NOTES 1.750% Due 11-30-21	14,043.75

Alaska Permanent Capital Management Co.
CASH LEDGER
CITY AND BOROUGH OF WRANGELL
From 01-01-20 To 01-31-20

Trade Date	Settle Date	Tran Code	Activity	Security	Amount
01-17-20	01-21-20	dp	Accrued Interest	US TREASURY NOTES 1.750% Due 11-30-21	34.81
01-17-20	01-21-20	dp	Sale	US TREASURY NOTES 2.000% Due 02-15-23	35,442.09
01-17-20	01-21-20	dp	Accrued Interest	US TREASURY NOTES 2.000% Due 02-15-23	302.45
01-17-20	01-21-20	dp	Sale	US TREASURY NOTES 2.250% Due 02-15-27	19,641.99
01-17-20	01-21-20	dp	Accrued Interest	US TREASURY NOTES 2.250% Due 02-15-27	184.71
01-17-20	01-21-20	dp	Sale	US TREASURY NOTES 1.750% Due 05-15-23	104,555.67
01-17-20	01-21-20	dp	Accrued Interest	US TREASURY NOTES 1.750% Due 05-15-23	335.00
01-17-20	01-21-20	dp	Sale	US TREASURY NOTES 2.000% Due 07-31-20	59,124.45
01-17-20	01-21-20	dp	Accrued Interest	US TREASURY NOTES 2.000% Due 07-31-20	557.93
01-17-20	01-21-20	dp	Sale	US TREASURY NOTES 2.500% Due 08-15-23	53,622.08
01-17-20	01-21-20	dp	Accrued Interest	US TREASURY NOTES 2.500% Due 08-15-23	561.68
01-17-20	01-21-20	dp	Sale	US TREASURY NOTES 2.750% Due 11-15-23	35,426.75
01-17-20	01-21-20	dp	Accrued Interest	US TREASURY NOTES 2.750% Due 11-15-23	172.10
01-17-20	01-21-20	dp	Sale	US TREASURY NOTES 2.375% Due 05-15-27	61,523.27
01-17-20	01-21-20	dp	Accrued Interest	US TREASURY NOTES 2.375% Due 05-15-27	257.92

Alaska Permanent Capital Management Co.
CASH LEDGER
CITY AND BOROUGH OF WRANGELL
From 01-01-20 To 01-31-20

Trade Date	Settle Date	Tran Code	Activity	Security	Amount
01-17-20	01-21-20	dp	Sale	US TREASURY NOTES 2.125% Due 05-15-25	58,351.04
01-17-20	01-21-20	dp	Accrued Interest	US TREASURY NOTES 2.125% Due 05-15-25	222.95
01-17-20	01-21-20	dp	Sale	US TREASURY NOTES 2.125% Due 06-30-22	38,511.57
01-17-20	01-21-20	dp	Accrued Interest	US TREASURY NOTES 2.125% Due 06-30-22	46.59
01-19-20	01-20-20	dp	Interest	FANNIE MAE 2.375% Due 01-19-23	106.88
01-21-20	01-21-20	dp	Addition	to Portfolio	77.07
01-21-20	01-21-20	dp	Interest	BANK OF AMERICA C VAR 23 2.816% Due 07-21-23	520.96
01-21-20	01-21-20	dp	Dividend	WESTERN DIGITAL CORP	181.50
01-21-20	01-21-20	dp	Interest	FNMA 1.625% Due 01-21-20	154.37
01-21-20	01-23-20	dp	Sale	CHUBB INA HOLDI 2.875%22 2.875% Due 11-03-22	10,256.10
01-21-20	01-23-20	dp	Accrued Interest	CHUBB INA HOLDI 2.875%22 2.875% Due 11-03-22	63.89
01-21-20	01-23-20	dp	Sale	ALLERGAN FUNDING SCS 3.450% Due 03-15-22	7,165.66
01-21-20	01-23-20	dp	Accrued Interest	ALLERGAN FUNDING SCS 3.450% Due 03-15-22	85.87
01-21-20	01-23-20	dp	Sale	AMAZON.COM_ INC. 3.15%27 3.150% Due 08-22-27	7,479.75
01-21-20	01-23-20	dp	Accrued Interest	AMAZON.COM_ INC. 3.15%27 3.150% Due 08-22-27	92.49
01-21-20	01-23-20	dp	Sale	AMERICAN EXPRESS CREDIT 2.250% Due 05-05-21	27,137.29

Alaska Permanent Capital Management Co.
CASH LEDGER
CITY AND BOROUGH OF WRANGELL
From 01-01-20 To 01-31-20

Trade Date	Settle Date	Tran Code	Activity	Security	Amount
01-21-20	01-23-20	dp	Accrued Interest	AMERICAN EXPRESS CREDIT 2.250% Due 05-05-21	131.63
01-21-20	01-23-20	dp	Sale	AMERICAN EXPRESS CREDIT 2.700% Due 03-03-22	15,249.85
01-21-20	01-23-20	dp	Accrued Interest	AMERICAN EXPRESS CREDIT 2.700% Due 03-03-22	157.50
01-21-20	01-23-20	dp	Sale	BANK OF AMERICA CORP 3.500% Due 04-19-26	24,601.09
01-21-20	01-23-20	dp	Accrued Interest	BANK OF AMERICA CORP 3.500% Due 04-19-26	210.19
01-21-20	01-23-20	dp	Sale	BANK OF AMERICA C VAR 23 2.816% Due 07-21-23	37,667.29
01-21-20	01-23-20	dp	Accrued Interest	BANK OF AMERICA C VAR 23 2.816% Due 07-21-23	5.79
01-21-20	01-23-20	dp	Sale	THE BANK OF NEW 2.95%23 2.950% Due 01-29-23	10,301.90
01-21-20	01-23-20	dp	Accrued Interest	THE BANK OF NEW 2.95%23 2.950% Due 01-29-23	142.58
01-21-20	01-23-20	dp	Sale	CVS HEALTH CORP 3.350% Due 03-09-21	17,272.95
01-21-20	01-23-20	dp	Accrued Interest	CVS HEALTH CORP 3.350% Due 03-09-21	211.98
01-21-20	01-23-20	dp	Sale	CAPITAL ONE FINL 3.2%25 3.200% Due 02-05-25	14,545.48
01-21-20	01-23-20	dp	Accrued Interest	CAPITAL ONE FINL 3.2%25 3.200% Due 02-05-25	209.07
01-21-20	01-23-20	dp	Sale	CATERPILLAR INC 3.900% Due 05-27-21	20,556.60
01-21-20	01-23-20	dp	Accrued Interest	CATERPILLAR INC 3.900% Due 05-27-21	121.33

Alaska Permanent Capital Management Co.
CASH LEDGER
CITY AND BOROUGH OF WRANGELL
From 01-01-20 To 01-31-20

Trade Date	Settle Date	Tran Code	Activity	Security	Amount
01-21-20	01-23-20	dp	Sale	CHEVRON CORP 2.419%20 2.419% Due 11-17-20	14,048.06
01-21-20	01-23-20	dp	Accrued Interest	CHEVRON CORP 2.419%20 2.419% Due 11-17-20	62.09
01-21-20	01-23-20	dp	Sale	CITIGROUP INC VAR 3.520% Due 10-28-28	9,599.66
01-21-20	01-23-20	dp	Accrued Interest	CITIGROUP INC VAR 3.520% Due 10-28-28	75.68
01-21-20	01-23-20	dp	Sale	THE COCA-COLA CO 2.45%20 2.450% Due 11-01-20	20,087.20
01-21-20	01-23-20	dp	Accrued Interest	THE COCA-COLA CO 2.45%20 2.450% Due 11-01-20	111.61
01-21-20	01-23-20	dp	Sale	COMCAST CORP 3.7%24 3.700% Due 04-15-24	7,477.23
01-21-20	01-23-20	dp	Accrued Interest	COMCAST CORP 3.7%24 3.700% Due 04-15-24	70.51
01-21-20	01-23-20	dp	Sale	JOHN DEERE CAPITAL CORP 2.650% Due 01-06-22	39,673.99
01-21-20	01-23-20	dp	Accrued Interest	JOHN DEERE CAPITAL CORP 2.650% Due 01-06-22	48.80
01-21-20	01-23-20	dp	Sale	THE WALT DISNEY CO 3%26 3.000% Due 02-13-26	20,123.60
01-21-20	01-23-20	dp	Accrued Interest	THE WALT DISNEY CO 3%26 3.000% Due 02-13-26	253.33
01-21-20	01-23-20	dp	Sale	ENTERPRISE PRODUCTS OPER 3.350% Due 03-15-23	7,258.48
01-21-20	01-23-20	dp	Accrued Interest	ENTERPRISE PRODUCTS OPER 3.350% Due 03-15-23	83.38
01-21-20	01-23-20	dp	Sale	ENTERPRISE PRODU 3.75%25 3.750% Due 02-15-25	16,040.50

Alaska Permanent Capital Management Co.
CASH LEDGER
CITY AND BOROUGH OF WRANGELL
From 01-01-20 To 01-31-20

Trade Date	Settle Date	Tran Code	Activity	Security	Amount
01-21-20	01-23-20	dp	Accrued Interest	ENTERPRISE PRODU 3.75%25 3.750% Due 02-15-25	246.87
01-21-20	01-21-20	dp	Sale	FNMA 1.625% Due 01-21-20	19,000.00
01-22-20	01-22-20	dp	Dividend	AGILENT TECHNOLOGIES INC	23.76
01-22-20	01-22-20	dp	Dividend	CISCO SYSTEMS	317.45
01-22-20	01-22-20	dp	Dividend	KANSAS CITY SOUTHERN	58.40
01-22-20	01-22-20	dp	Dividend	NETWORK APPLIANCE INC	40.32
01-22-20	01-22-20	wd	Withdrawal	from Portfolio	-16.71
01-22-20	01-22-20	wd	Withdrawal	from Portfolio	-32.67
01-22-20	01-22-20	dp	Dividend	RED ELECTRICA CORPORAC F	171.93
01-22-20	01-24-20	dp	Sale	FEDEX CORP 4.75%45 4.750% Due 11-15-45	15,437.80
01-22-20	01-24-20	dp	Accrued Interest	FEDEX CORP 4.75%45 4.750% Due 11-15-45	127.46
01-22-20	01-24-20	dp	Sale	GENERAL ELECTRIC 5.300% Due 02-11-21	8,254.72
01-22-20	01-24-20	dp	Accrued Interest	GENERAL ELECTRIC 5.300% Due 02-11-21	191.98
01-22-20	01-24-20	dp	Sale	GENERAL ELECTRIC CAP CORP 6.750% Due 03-15-32	15,636.04
01-22-20	01-24-20	dp	Accrued Interest	GENERAL ELECTRIC CAP CORP 6.750% Due 03-15-32	290.25
01-22-20	01-24-20	dp	Sale	GENERAL MOTORS F 3.95%24 3.950% Due 04-13-24	10,474.50
01-22-20	01-24-20	dp	Accrued Interest	GENERAL MOTORS F 3.95%24 3.950% Due 04-13-24	110.82
01-22-20	01-24-20	dp	Sale	GILEAD SCIENCES_ 4.4%21 4.400% Due 12-01-21	14,574.60
01-22-20	01-24-20	dp	Accrued Interest	GILEAD SCIENCES_ 4.4%21 4.400% Due 12-01-21	90.69

Alaska Permanent Capital Management Co.
CASH LEDGER
CITY AND BOROUGH OF WRANGELL
From 01-01-20 To 01-31-20

Trade Date	Settle Date	Tran Code	Activity	Security	Amount
01-22-20	01-24-20	dp	Sale	THE GOLDMAN SACHS 4.8%44 4.800% Due 07-08-44	17,506.62
01-22-20	01-24-20	dp	Accrued Interest	THE GOLDMAN SACHS 4.8%44 4.800% Due 07-08-44	29.87
01-22-20	01-24-20	dp	Sale	GOLDMAN SACHS GROUP VAR 2.936% Due 07-24-23	7,036.90
01-22-20	01-24-20	dp	Sale	HSBC HLDGS PLC 4.000% Due 03-30-22	8,347.56
01-22-20	01-24-20	dp	Accrued Interest	HSBC HLDGS PLC 4.000% Due 03-30-22	101.33
01-22-20	01-24-20	dp	Sale	THE HOME DEPOT_ I 4.2%43 4.200% Due 04-01-43	11,730.50
01-22-20	01-24-20	dp	Accrued Interest	THE HOME DEPOT_ I 4.2%43 4.200% Due 04-01-43	131.83
01-22-20	01-24-20	dp	Sale	INTEL CORP 3.3%21 3.300% Due 10-01-21	25,672.75
01-22-20	01-24-20	dp	Accrued Interest	INTEL CORP 3.3%21 3.300% Due 10-01-21	258.96
01-22-20	01-24-20	dp	Sale	J P MORGAN CHASE 3.625% Due 05-13-24	8,502.36
01-22-20	01-24-20	dp	Accrued Interest	J P MORGAN CHASE 3.625% Due 05-13-24	57.19
01-22-20	01-24-20	dp	Sale	JPMORGAN CHASE & 5.4%42 5.400% Due 01-06-42	17,806.88
01-22-20	01-24-20	dp	Accrued Interest	JPMORGAN CHASE & 5.4%42 5.400% Due 01-06-42	35.10
01-22-20	01-24-20	dp	Sale	MCDONALD'S CORP 3.375%25 3.375% Due 05-26-25	10,608.30
01-22-20	01-24-20	dp	Accrued Interest	MCDONALD'S CORP 3.375%25 3.375% Due 05-26-25	54.38

Alaska Permanent Capital Management Co.
CASH LEDGER
CITY AND BOROUGH OF WRANGELL
From 01-01-20 To 01-31-20

Trade Date	Settle Date	Tran Code	Activity	Security	Amount
01-22-20	01-24-20	dp	Sale	MC DONALDS CORP 2.750% Due 12-09-20	9,049.72
01-22-20	01-24-20	dp	Accrued Interest	MC DONALDS CORP 2.750% Due 12-09-20	30.94
01-22-20	01-24-20	dp	Sale	MERK & CO INC 1.850% Due 02-10-20	31,991.48
01-22-20	01-24-20	dp	Accrued Interest	MERK & CO INC 1.850% Due 02-10-20	269.69
01-22-20	01-24-20	dp	Sale	METLIFE INC 3.600% Due 04-10-24	10,678.80
01-22-20	01-24-20	dp	Accrued Interest	METLIFE INC 3.600% Due 04-10-24	104.00
01-22-20	01-24-20	dp	Sale	MICROSOFT CORP 2.4%26 2.400% Due 08-08-26	11,268.35
01-22-20	01-24-20	dp	Accrued Interest	MICROSOFT CORP 2.4%26 2.400% Due 08-08-26	121.73
01-22-20	01-24-20	dp	Sale	MICROSOFT CORP 2.875%24 2.875% Due 02-06-24	7,284.80
01-22-20	01-24-20	dp	Accrued Interest	MICROSOFT CORP 2.875%24 2.875% Due 02-06-24	93.92
01-22-20	01-24-20	dp	Sale	OCCIDENTAL PETROL 3.400% Due 04-15-26	17,693.36
01-22-20	01-24-20	dp	Accrued Interest	OCCIDENTAL PETROL 3.400% Due 04-15-26	158.95
01-22-20	01-24-20	dp	Sale	ORACLE CORP 1.9%21 1.900% Due 09-15-21	37,097.86
01-22-20	01-24-20	dp	Accrued Interest	ORACLE CORP 1.9%21 1.900% Due 09-15-21	251.91
01-22-20	01-24-20	dp	Sale	PNC FUNDING CORP. 3.3%22 3.300% Due 03-08-22	30,850.60

Alaska Permanent Capital Management Co.
CASH LEDGER
CITY AND BOROUGH OF WRANGELL
From 01-01-20 To 01-31-20

Trade Date	Settle Date	Tran Code	Activity	Security	Amount
01-22-20	01-24-20	dp	Accrued Interest	PNC FUNDING CORP. 3.3%22 3.300% Due 03-08-22	374.00
01-22-20	01-24-20	dp	Sale	PRUDENTIAL FINL_ 4.6%44 4.600% Due 05-15-44	12,073.20
01-22-20	01-24-20	dp	Accrued Interest	PRUDENTIAL FINL_ 4.6%44 4.600% Due 05-15-44	88.17
01-22-20	01-24-20	dp	Sale	STATE STREET CORP 1.950% Due 05-19-21	40,111.00
01-22-20	01-24-20	dp	Accrued Interest	STATE STREET CORP 1.950% Due 05-19-21	140.83
01-22-20	01-24-20	dp	Sale	TARGET CORP 2.9%22 2.900% Due 01-15-22	25,583.50
01-22-20	01-24-20	dp	Accrued Interest	TARGET CORP 2.9%22 2.900% Due 01-15-22	18.13
01-22-20	01-24-20	dp	Sale	US BANCORP 3.150% Due 04-27-27	24,368.56
01-22-20	01-24-20	dp	Accrued Interest	US BANCORP 3.150% Due 04-27-27	175.09
01-22-20	01-24-20	dp	Sale	UNITED TECH CORP UTX 4.500% Due 04-15-20	13,071.18
01-22-20	01-24-20	dp	Accrued Interest	UNITED TECH CORP UTX 4.500% Due 04-15-20	160.88
01-22-20	01-24-20	dp	Sale	UNITEDHEALTH GROUP INC 2.700% Due 07-15-20	25,088.50
01-22-20	01-24-20	dp	Accrued Interest	UNITEDHEALTH GROUP INC 2.700% Due 07-15-20	16.88
01-22-20	01-24-20	dp	Sale	VERIZON COMMUNICATIONS 5.150% Due 09-15-23	17,757.40
01-22-20	01-24-20	dp	Accrued Interest	VERIZON COMMUNICATIONS 5.150% Due 09-15-23	295.27

Alaska Permanent Capital Management Co.
CASH LEDGER
CITY AND BOROUGH OF WRANGELL
From 01-01-20 To 01-31-20

Trade Date	Settle Date	Tran Code	Activity	Security	Amount
01-22-20	01-24-20	dp	Sale	VISA INC 2.200% Due 12-14-20	40,133.40
01-22-20	01-24-20	dp	Accrued Interest	VISA INC 2.200% Due 12-14-20	97.78
01-22-20	01-24-20	dp	Sale	VISA INC. 2.8%22 2.800% Due 12-14-22	8,227.72
01-22-20	01-24-20	dp	Accrued Interest	VISA INC. 2.8%22 2.800% Due 12-14-22	24.89
01-22-20	01-24-20	dp	Sale	VISA INC. 4.3%45 4.300% Due 12-14-45	22,556.74
01-22-20	01-24-20	dp	Accrued Interest	VISA INC. 4.3%45 4.300% Due 12-14-45	86.00
01-22-20	01-24-20	dp	Sale	ANTHEM INC 3.125% Due 05-15-22	9,239.98
01-22-20	01-24-20	dp	Accrued Interest	ANTHEM INC 3.125% Due 05-15-22	53.91
01-22-20	01-24-20	dp	Sale	WELLS FARGO & CO 3.500% Due 03-08-22	8,250.76
01-22-20	01-24-20	dp	Accrued Interest	WELLS FARGO & CO 3.500% Due 03-08-22	105.78
01-22-20	01-24-20	dp	Sale	WELLS FARGO & CO 3.9%45 3.900% Due 05-01-45	11,535.70
01-22-20	01-24-20	dp	Accrued Interest	WELLS FARGO & CO 3.9%45 3.900% Due 05-01-45	89.92
01-23-20	01-23-20	dp	Addition	to Portfolio	151.74
01-23-20	01-23-20	dp	Addition	to Portfolio	92.97
01-23-20	01-23-20	dp	Addition	to Portfolio	353.64
01-23-20	01-23-20	dp	Dividend	ORACLE SYSTEMS CORP	187.92
01-23-20	01-23-20	dp	Dividend	ROPER TECHNOLOGIES	9.23
01-23-20	01-27-20	dp	Sale	COMCAST CORP 4.65%42 4.650% Due 07-15-42	17,268.20

Alaska Permanent Capital Management Co.
CASH LEDGER
CITY AND BOROUGH OF WRANGELL
From 01-01-20 To 01-31-20

Trade Date	Settle Date	Tran Code	Activity	Security	Amount
01-23-20	01-27-20	dp	Accrued Interest	COMCAST CORP 4.65%42 4.650% Due 07-15-42	21.70
01-23-20	01-27-20	dp	Sale	EXXON MOBIL COR 3.567%45 3.567% Due 03-06-45	9,901.57
01-23-20	01-27-20	dp	Accrued Interest	EXXON MOBIL COR 3.567%45 3.567% Due 03-06-45	125.74
01-23-20	01-24-20	dp	Accrued Interest	FHLMC G07289 3.000% Due 11-01-42	40.39
01-23-20	01-24-20	dp	Accrued Interest	FGLMC POOL G60440 3.500% Due 03-01-46	45.62
01-23-20	01-24-20	dp	Accrued Interest	FHLMC G61570 5.500% Due 11-01-42	27.40
01-23-20	01-24-20	dp	Accrued Interest	FHLMC G61653 5.000% Due 06-01-41	43.28
01-23-20	01-24-20	dp	Sale	FHLMC 6.250% Due 07-15-32	39,480.34
01-23-20	01-24-20	dp	Accrued Interest	FHLMC 6.250% Due 07-15-32	42.19
01-23-20	01-24-20	dp	Sale	FEDERAL NATIONAL MORTGAGE ASSOCIATION 6.625% Due 11-15-30	28,909.95
01-23-20	01-24-20	dp	Accrued Interest	FEDERAL NATIONAL MORTGAGE ASSOCIATION 6.625% Due 11-15-30	253.96
01-23-20	01-24-20	dp	Sale	FANNIE MAE 1.5%20 DUE 06/22/20 1.500% Due 06-22-20	9,990.36
01-23-20	01-24-20	dp	Accrued Interest	FANNIE MAE 1.5%20 DUE 06/22/20 1.500% Due 06-22-20	13.33

Alaska Permanent Capital Management Co.
CASH LEDGER
CITY AND BOROUGH OF WRANGELL
From 01-01-20 To 01-31-20

Trade Date	Settle Date	Tran Code	Activity	Security	Amount
01-23-20	01-24-20	dp	Sale	FEDERAL NTN MO 2.125%26	35,857.30
				2.125% Due 04-24-26	
01-23-20	01-24-20	dp	Accrued Interest	FEDERAL NTN MO 2.125%26	185.94
				2.125% Due 04-24-26	
01-23-20	01-24-20	dp	Sale	FANNIE MAE	10,091.00
				1.875% Due 09-24-26	
01-23-20	01-24-20	dp	Accrued Interest	FANNIE MAE	62.50
				1.875% Due 09-24-26	
01-23-20	01-24-20	dp	Sale	FANNIE MAE	49,837.50
				1.375% Due 10-07-21	
01-23-20	01-24-20	dp	Accrued Interest	FANNIE MAE	204.34
				1.375% Due 10-07-21	
01-23-20	01-24-20	dp	Sale	FANNIE MAE	9,211.36
				2.375% Due 01-19-23	
01-23-20	01-24-20	dp	Accrued Interest	FANNIE MAE	2.97
				2.375% Due 01-19-23	
01-23-20	01-24-20	dp	Sale	FEDERAL NATIONAL	28,993.64
				MORTGAGE ASSOCIATION	
				2.500% Due 02-05-24	
01-23-20	01-24-20	dp	Accrued Interest	FEDERAL NATIONAL	328.61
				MORTGAGE ASSOCIATION	
				2.500% Due 02-05-24	
01-23-20	01-24-20	dp	Sale	FHLMC	21,326.17
				2.375% Due 01-13-22	
01-23-20	01-24-20	dp	Accrued Interest	FHLMC	15.24
				2.375% Due 01-13-22	
01-23-20	01-24-20	dp	Sale	FREDDIE MAC	27,209.95
				2.375% Due 02-16-21	
01-23-20	01-24-20	dp	Accrued Interest	FREDDIE MAC	281.44
				2.375% Due 02-16-21	

Alaska Permanent Capital Management Co.
CASH LEDGER
CITY AND BOROUGH OF WRANGELL
From 01-01-20 To 01-31-20

Trade Date	Settle Date	Tran Code	Activity	Security	Amount
01-23-20	01-24-20	dp	Accrued Interest	FN AL3484 4.500% Due 10-01-42	5.91
01-23-20	01-24-20	dp	Accrued Interest	FN AL9244 3.000% Due 08-01-43	10.39
01-23-20	01-24-20	dp	Accrued Interest	FN AL9903 5.500% Due 05-01-44	190.39
01-23-20	01-24-20	dp	Accrued Interest	FN AS7838 3.000% Due 08-01-46	8.05
01-23-20	01-24-20	dp	Accrued Interest	FN AV2959 4.500% Due 12-01-43	30.63
01-23-20	01-24-20	dp	Accrued Interest	FN AW1014 4.500% Due 05-01-44	3.17
01-23-20	01-24-20	dp	Accrued Interest	FN BF0174 3.000% Due 02-01-57	44.75
01-23-20	01-24-20	dp	Accrued Interest	FN BM1948 6.000% Due 07-01-41	89.33
01-23-20	01-24-20	dp	Accrued Interest	FN BM3051 4.500% Due 11-01-47	148.63
01-23-20	01-24-20	dp	Accrued Interest	FN BM3066 5.000% Due 07-01-47	48.78
01-23-20	01-24-20	dp	Accrued Interest	FN BM3196 5.500% Due 05-01-44	46.91
01-23-20	01-24-20	dp	Accrued Interest	FN BM3374 3.000% Due 01-01-38	28.18
01-23-20	01-24-20	dp	Accrued Interest	FN BM4414 6.000% Due 06-01-41	29.39
01-23-20	01-24-20	dp	Accrued Interest	FN BM4493 5.000% Due 07-01-47	45.34
01-23-20	01-24-20	dp	Accrued Interest	FN BM4495 6.000% Due 07-01-41	27.45

Alaska Permanent Capital Management Co.
CASH LEDGER
CITY AND BOROUGH OF WRANGELL
From 01-01-20 To 01-31-20

Trade Date	Settle Date	Tran Code	Activity	Security	Amount
01-23-20	01-24-20	dp	Accrued Interest	FN BM4681 5.500% Due 05-01-44	22.50
01-23-20	01-24-20	dp	Accrued Interest	FN CA0522 3.000% Due 10-01-47	63.55
01-23-20	01-24-20	dp	Accrued Interest	FN CA1182 3.500% Due 02-01-48	146.01
01-23-20	01-24-20	dp	Accrued Interest	FN MA2956 3.000% Due 04-01-47	35.05
01-23-20	01-24-20	dp	Accrued Interest	FNMA PL MA3278 4.5%48 4.500% Due 02-01-48	87.19
01-23-20	01-24-20	dp	Accrued Interest	FNMA PL MA3448 5%48 5.000% Due 08-01-48	33.88
01-23-20	01-24-20	dp	Sale	FHLMC G07289 3.000% Due 11-01-42	21,601.04
01-23-20	01-24-20	dp	Sale	FGLMC POOL G60440 3.500% Due 03-01-46	21,240.21
01-23-20	01-24-20	dp	Sale	FHLMC G61570 5.500% Due 11-01-42	8,720.56
01-23-20	01-24-20	dp	Sale	FHLMC G61653 5.000% Due 06-01-41	14,933.05
01-23-20	01-24-20	dp	Sale	FN AL3484 4.500% Due 10-01-42	2,177.95
01-23-20	01-24-20	dp	Sale	FN AL9244 3.000% Due 08-01-43	5,531.69
01-23-20	01-24-20	dp	Sale	FN AL9903 5.500% Due 05-01-44	60,739.82
01-23-20	01-24-20	dp	Sale	FN AS7838 3.000% Due 08-01-46	4,285.55
01-23-20	01-24-20	dp	Sale	FN AV2959 4.500% Due 12-01-43	11,369.51

Alaska Permanent Capital Management Co.
CASH LEDGER
CITY AND BOROUGH OF WRANGELL
From 01-01-20 To 01-31-20

Trade Date	Settle Date	Tran Code	Activity	Security	Amount
01-23-20	01-24-20	dp	Sale	FN AW1014 4.500% Due 05-01-44	1,160.34
01-23-20	01-24-20	dp	Sale	FN BF0174 3.000% Due 02-01-57	23,608.12
01-23-20	01-24-20	dp	Sale	FN BM1948 6.000% Due 07-01-41	26,474.50
01-23-20	01-24-20	dp	Sale	FN BM3051 4.500% Due 11-01-47	55,891.79
01-23-20	01-24-20	dp	Sale	FN BM3066 5.000% Due 07-01-47	16,831.62
01-23-20	01-24-20	dp	Sale	FN BM3196 5.500% Due 05-01-44	14,924.03
01-23-20	01-24-20	dp	Sale	FN BM3374 3.000% Due 01-01-38	15,039.24
01-23-20	01-24-20	dp	Sale	FN BM4414 6.000% Due 06-01-41	8,696.11
01-23-20	01-24-20	dp	Sale	FN BM4493 5.000% Due 07-01-47	15,625.66
01-23-20	01-24-20	dp	Sale	FN BM4495 6.000% Due 07-01-41	8,150.74
01-23-20	01-24-20	dp	Sale	FN BM4681 5.500% Due 05-01-44	7,152.98
01-23-20	01-24-20	dp	Sale	FN CA0522 3.000% Due 10-01-47	33,884.90
01-23-20	01-24-20	dp	Sale	FN CA1182 3.500% Due 02-01-48	67,964.47
01-23-20	01-24-20	dp	Sale	FN MA2956 3.000% Due 04-01-47	18,728.74
01-23-20	01-24-20	dp	Sale	FNMA PL MA3278 4.5%48 4.500% Due 02-01-48	32,192.36

Alaska Permanent Capital Management Co.
CASH LEDGER
CITY AND BOROUGH OF WRANGELL
From 01-01-20 To 01-31-20

Trade Date	Settle Date	Tran Code	Activity	Security	Amount
01-23-20	01-24-20	dp	Sale	FNMA PL MA3448 5%48 5.000% Due 08-01-48	11,326.70
01-24-20	01-28-20	wd	Purchase	VANGUARD SHORT-TERM TIPS ETF	-468,046.00
01-24-20	01-28-20	wd	Purchase	VANGUARD TOTAL INTL BOND ETF	-233,333.28
01-24-20	01-24-20	dp	Addition	to Portfolio	223.05
01-24-20	01-24-20	dp	Interest	GOLDMAN SACHS GROUP VAR 2.936% Due 07-24-23	52.52
01-24-20	01-24-20	dp	Dividend	CORELOGIC INC	17.60
01-24-20	01-24-20	dp	Dividend	LANDSTAR SYS INC	20.00
01-24-20	01-24-20	dp	Dividend	SYSCO CORP COM	10.35
01-24-20	01-24-20	dp	Dividend	TOLL BROTHERS INC	2.20
01-25-20	01-27-20	dp	Interest	FN AL3484 4.500% Due 10-01-42	7.79
01-25-20	01-27-20	dp	Interest	FN AL9244 3.000% Due 08-01-43	13.71
01-25-20	01-27-20	dp	Interest	FN AL9903 5.500% Due 05-01-44	252.45
01-25-20	01-27-20	dp	Interest	FN AS7838 3.000% Due 08-01-46	10.62
01-25-20	01-27-20	dp	Interest	FN AV2959 4.500% Due 12-01-43	41.05
01-25-20	01-27-20	dp	Interest	FN AW1014 4.500% Due 05-01-44	4.27
01-25-20	01-27-20	dp	Interest	FN BF0174 3.000% Due 02-01-57	58.96
01-25-20	01-27-20	dp	Interest	FN BM1948 6.000% Due 07-01-41	118.39
01-25-20	01-27-20	dp	Interest	FN BM3051 4.500% Due 11-01-47	197.94

Alaska Permanent Capital Management Co.
CASH LEDGER
CITY AND BOROUGH OF WRANGELL
From 01-01-20 To 01-31-20

Trade Date	Settle Date	Tran Code	Activity	Security	Amount
01-25-20	01-27-20	dp	Interest	FN BM3066 5.000% Due 07-01-47	64.97
01-25-20	01-27-20	dp	Interest	FN BM3196 5.500% Due 05-01-44	62.22
01-25-20	01-27-20	dp	Interest	FN BM3374 3.000% Due 01-01-38	37.33
01-25-20	01-27-20	dp	Interest	FN BM4414 6.000% Due 06-01-41	39.18
01-25-20	01-27-20	dp	Interest	FN BM4493 5.000% Due 07-01-47	60.08
01-25-20	01-27-20	dp	Interest	FN BM4495 6.000% Due 07-01-41	36.30
01-25-20	01-27-20	dp	Interest	FN BM4681 5.500% Due 05-01-44	29.80
01-25-20	01-27-20	dp	Interest	FN CA0522 3.000% Due 10-01-47	84.20
01-25-20	01-27-20	dp	Interest	FN CA1182 3.500% Due 02-01-48	192.36
01-25-20	01-27-20	dp	Interest	FN MA2956 3.000% Due 04-01-47	46.18
01-25-20	01-27-20	dp	Interest	FNMA PL MA3278 4.5%48 4.500% Due 02-01-48	118.26
01-25-20	01-27-20	dp	Paydown	FN AL3484 4.500% Due 10-01-42	23.47
01-25-20	01-27-20	dp	Paydown	FN AS7838 3.000% Due 08-01-46	45.81
01-25-20	01-27-20	dp	Paydown	FN AW1014 4.500% Due 05-01-44	37.17
01-25-20	01-27-20	dp	Paydown	FN BF0174 3.000% Due 02-01-57	233.59

Alaska Permanent Capital Management Co.
CASH LEDGER
CITY AND BOROUGH OF WRANGELL
From 01-01-20 To 01-31-20

Trade Date	Settle Date	Tran Code	Activity	Security	Amount
01-25-20	01-27-20	dp	Paydown	FN BM3051 4.500% Due 11-01-47	1,086.79
01-25-20	01-27-20	dp	Paydown	FN BM3066 5.000% Due 07-01-47	321.59
01-25-20	01-27-20	dp	Paydown	FN BM3374 3.000% Due 01-01-38	226.08
01-25-20	01-27-20	dp	Paydown	FN MA2956 3.000% Due 04-01-47	182.35
01-25-20	01-27-20	dp	Paydown	FN AL9244 3.000% Due 08-01-43	62.68
01-25-20	01-27-20	dp	Paydown	FN AV2959 4.500% Due 12-01-43	291.30
01-25-20	01-27-20	dp	Paydown	FN BM4495 6.000% Due 07-01-41	99.42
01-25-20	01-27-20	dp	Paydown	FN AL9903 5.500% Due 05-01-44	896.37
01-25-20	01-27-20	dp	Paydown	FN BM1948 6.000% Due 07-01-41	373.01
01-25-20	01-27-20	dp	Paydown	FN BM3196 5.500% Due 05-01-44	223.67
01-25-20	01-27-20	dp	Paydown	FN BM4414 6.000% Due 06-01-41	168.99
01-25-20	01-27-20	dp	Paydown	FN BM4493 5.000% Due 07-01-47	226.30
01-25-20	01-27-20	dp	Paydown	FN BM4681 5.500% Due 05-01-44	99.19
01-25-20	01-27-20	dp	Paydown	FN CA0522 3.000% Due 10-01-47	525.47
01-25-20	01-27-20	dp	Paydown	FN CA1182 3.500% Due 02-01-48	657.02

Alaska Permanent Capital Management Co.
CASH LEDGER
CITY AND BOROUGH OF WRANGELL
From 01-01-20 To 01-31-20

Trade Date	Settle Date	Tran Code	Activity	Security	Amount
01-25-20	01-27-20	dp	Paydown	FNMA PL MA3278 4.5%48 4.500% Due 02-01-48	1,209.03
01-27-20	01-29-20	wd	Purchase	ISHARES SHORT TREASURY BOND ETF	-458,945.60
01-27-20	01-29-20	wd	Purchase	VANGUARD TOTAL BOND MARKET ETF	-2,347,434.02
01-27-20	01-27-20	dp	Interest	FNMA PL MA3448 5%48 5.000% Due 08-01-48	46.59
01-27-20	01-27-20	dp	Paydown	FNMA PL MA3448 5%48 5.000% Due 08-01-48	576.69
01-28-20	01-28-20	wd	Withdrawal	from Portfolio	-3.14
01-28-20	01-28-20	wd	Withdrawal	from Portfolio	-64.38
01-28-20	01-28-20	dp	Dividend	TOTAL S A ADR F 1 ADR REP 1 ORD	229.92
01-29-20	01-29-20	dp	Addition	to Portfolio	7.50
01-29-20	01-29-20	dp	Addition	to Portfolio	0.91
01-29-20	01-29-20	dp	Dividend	COMCAST CORP CLASS A	470.61
01-29-20	01-29-20	dp	Dividend	QUEST DIAGNOSTIC INC	225.78
01-30-20	01-30-20	dp	Dividend	RAYTHEON CO COM	137.61
01-31-20	01-31-20	dp	Dividend	EDISON INTERNTNL	237.15
01-31-20	01-31-20	dp	Dividend	MORGAN J P & CO INC COM	364.50
01-31-20	01-31-20	wd	Withdrawal	from Portfolio	-10.85
01-31-20	01-31-20	wd	Withdrawal	from Portfolio	-25.31
01-31-20	01-31-20	dp	Dividend	KERING S A F	90.38
01-31-20	01-31-20	wd	Withdrawal	from Portfolio	-27.05
01-31-20	01-31-20	dp	Dividend	TRANSCANADA CORP	108.21
01-31-20			Ending Balance		21,696.29
DIVIDEND ACCRUAL					
01-01-20			Beginning Balance		1,220.18
01-02-20	02-03-20	dp	Dividend	BRISTOL MYERS SQUIBB COM	59.85

Alaska Permanent Capital Management Co.
CASH LEDGER
CITY AND BOROUGH OF WRANGELL
From 01-01-20 To 01-31-20

Trade Date	Settle Date	Tran Code	Activity	Security	Amount
01-03-20	01-03-20	wd	Transfer to	CHARLES SCHWAB LIQUID BANK DEPOSIT ACCOUNT	-33.30
01-08-20	02-07-20	dp	Dividend	MAY DEPT STORES CO COM	66.40
01-08-20	01-08-20	wd	Transfer to	CHARLES SCHWAB LIQUID BANK DEPOSIT ACCOUNT	-416.00
01-09-20	02-10-20	dp	Dividend	MASCO CORP COM	7.56
01-09-20	02-03-20	dp	Dividend	AT&T CORP COM	737.36
01-09-20	02-03-20	dp	Dividend	VERIZON COMMUNICATIONS	440.34
01-10-20	02-03-20	dp	Dividend	WADDELL & REED FINL CL A	2.50
01-10-20	01-10-20	wd	Transfer to	CHARLES SCHWAB LIQUID BANK DEPOSIT ACCOUNT	-209.41
01-14-20	02-14-20	dp	Dividend	ABBOTT LABS COM	111.60
01-15-20	01-15-20	wd	Transfer to	CHARLES SCHWAB LIQUID BANK DEPOSIT ACCOUNT	-109.02
01-15-20	02-14-20	dp	Dividend	ACCENTURE PLC-CLA	132.80
01-15-20	01-15-20	wd	Transfer to	CHARLES SCHWAB LIQUID BANK DEPOSIT ACCOUNT	-217.94
01-16-20	01-16-20	wd	Transfer to	CHARLES SCHWAB LIQUID BANK DEPOSIT ACCOUNT	-0.90
01-17-20	01-17-20	wd	Transfer to	CHARLES SCHWAB LIQUID BANK DEPOSIT ACCOUNT	-70.20
01-31-20			Ending Balance		1,721.82

CLERK'S FILE

SUBMITTED BY:

Kim Lane, Borough Clerk

Upcoming Meeting/Informational dates:

- 3-5** Port Commission Meeting at 6pm in the Assembly Chambers
- 3-10** Regular Assembly meeting with a Joint Work Session w/School Board (Budget)



REQUEST FOR INFORMATION

(Complete Idiots Guide to Robert's Rules)

This is considered an Incidental Motion. These motions help the members to have all the information so that they can make an informed decision on the question before them.

Here are two ways that this motion can be implemented:

Parliamentary Inquiry:

You are in a meeting. You want to do something, but you don't know how to do it. All you do is say, "Mayor, I have a *Parliamentary Inquiry*". The Mayor should then say, "Please state your inquiry". You state your inquiry, and the Mayor answers the inquiry. If he does not know the answer, he can call upon someone who can assist (i.e. Manager/Clerk).

Point of Information:

You are in a meeting. This time you are listening to the debate and believe that it would be helpful to have additional information on the motion. To find out if anyone else has the information that you need, you simply say "Mayor, I have a *Point of Information*". The Mayor should then say, "Please state your Point." You state your question, and the Mayor answers the question or calls upon someone else to answer it.

Both requests can interrupt the speaker, but only if doing so is necessary. Neither motion requires a second, and they are not debatable or amendable. There is no vote taken since the inquiry is responded to by the Mayor or by someone that the Mayor appoints to answer the inquiry.

**CITY & BOROUGH OF WRANGELL, ALASKA
BOROUGH ASSEMBLY PUBLIC HEARING AGENDA STATEMENT**

<u>AGENDA ITEM TITLE:</u>	<u>DATE:</u>	February 25, 2020
	<u>Agenda Section</u>	11

ORDINANCE No 969 OF THE ASSEMBLY OF THE CITY AND BOROUGH OF WRANGELL, ALASKA, ESTABLISHING SECTION 05.11, REMOTE SELLER SALES TAX OF THE WRANGELL MUNICIPAL CODE

SUBMITTED BY:

Joyce Mason, Finance Director
Aleisha Mollen, Accounting Generalist

FISCAL NOTE:

Expenditure Required: \$XXX Total

FY 19: \$	FY 20: \$	FY21: \$
-----------	-----------	----------

Amount Budgeted:

FY19 \$XXX	
------------	--

Account Number(s):

XXXXXX XXX XXXX	
-----------------	--

Account Name(s):

Enter Text Here	
-----------------	--

Unencumbered Balance(s) (prior to expenditure):

\$XXX	
-------	--

Reviews/Approvals/Recommendations

<input type="checkbox"/>	Commission, Board or Committee
--------------------------	--------------------------------

Name(s)	
---------	--

Name(s)	
---------	--

<input type="checkbox"/>	Attorney
--------------------------	----------

<input type="checkbox"/>	Insurance
--------------------------	-----------

ATTACHMENTS: 1. Ordinance 969; 2. Uniform Remote Seller Tax Code Adopted by Commission Board

MAYOR PROCEDURE: Declare the Public Hearing open. The Mayor shall ask if there is any administrative report on the Public Hearing Item. Persons who signed up to talk on this item shall be called to the podium.

Once all persons have been heard, declare the Public Hearing closed and entertain a motion.

RECOMMENDATION MOTION:

Move to Approve Ordinance 969.

SUMMARY STATEMENT:

The first reading of Ordinance 969 was approved at the October 22, 2019 Regular Assembly meeting. Staff chose not to bring it back to the Assembly for the public hearing and adoption until the Alaska Remote Seller Sales Tax Commission had a finalized code. The final code was adopted by the Commission Board on January 6, 2020 and is being brought forward for adoption into the Wrangell Municipal Code.

This ordinance amends the Wrangell Municipal Code to add section 05.11 to address sales tax levy and collection for remote sellers only. This will not affect Section 05.08 which outlines the levy and collection of sales tax for local vendors. This will allow the CBW to be able to collect sales tax from remote sellers who transact business in the City & Borough of Wrangell, but do not have a physical presence here, through the Alaska Remote Seller Sales Tax Commission, which the Borough joined in November 2019.

The Alaska Remote Seller Sales Tax Commission has contracted with MUNIRevs, a software company to collect the sales tax and distribute taxes to the boroughs and municipalities. The software went live February 1. With the approval of this ordinance Wrangell will enroll with MUNIRevs to start collecting sales tax from online businesses.

CITY AND BOROUGH OF WRANGELL, ALASKA
ORDINANCE NO. 969

AN ORDINANCE OF THE ASSEMBLY OF THE CITY AND
BOROUGH OF WRANGELL, ALASKA, ESTABLISHING SECTION
05.11, REMOTE SELLER SALES TAX OF THE WRANGELL
MUNICIPAL CODE

WHEREAS, the inability to effectively collect sales tax on sales of property, products or services transferred or delivered into Alaska, is seriously eroding the sales tax base of communities, causing revenue losses and imminent harm to residents through the loss of critical funding for local public services and infrastructure; and

WHEREAS, the harm from the loss of revenue is especially serious in Alaska because the State has no income tax, and sales tax revenues are one of the primary sources of funding for services provided by local governments; and

WHEREAS, the failure to collect sales tax on remote sales creates market distortions by creating tax shelters for businesses that limit their physical presence in the taxing jurisdictions but still sell goods and services to consumers, which becomes easier and more prevalent as technology advances; and

WHEREAS, the failure to tax remote sales results in the creation of incentives for businesses to avoid a physical presence in the state and its respective communities, resulting in less jobs and increasing the share of taxes to those consumers who buy from competitors with a physical presence in the state and its cities; and

WHEREAS, the structural advantages for remote sellers, including the absence of point-of-sale tax collection, along with the general growth of online retail, make clear that erosion of the sales tax base is and has been occurring; and

WHEREAS, remote sellers who make a substantial number of deliveries into or have large gross revenues from Alaska benefit extensively from the Alaska market, affecting the economy as well as burdening local infrastructure and services; and

WHEREAS, delivery of goods and services into local municipalities rely on and burden local transportation systems, emergency and police services, waste disposal, utilities and other infrastructure and services; and,

WHEREAS, given modern computing and software options, it is neither unusually difficult nor burdensome for remote sellers to collect and remit sales taxes associated with sales into Alaska taxing jurisdictions; and

WHEREAS, due to a recent decision by the United States Supreme Court and the lack of a state sales tax it is appropriate for the municipalities to collectively amend their sales tax code to

account for remote sellers who do not have a physical presence either in the State of Alaska or in a specific taxing jurisdiction, but do have a taxable connection with the State of Alaska or taxing jurisdiction; and

WHEREAS, this ordinance is not retroactive in its application; and

WHEREAS, this ordinance provides a safe harbor to those who transact limited sales in Alaska; and

WHEREAS, amending local sales tax codes reflects recent changes to federal law to allow for the application of the taxing jurisdiction's sales tax code requirements to sellers without a physical presence in the State of Alaska or taxing jurisdiction; and

WHEREAS, the intent is to levy municipal sales tax to the maximum limit of federal and state constitutional doctrines; and

WHEREAS, the City & Borough of Wrangell has entered into a cooperative agreement with other local governments called the Alaska Intergovernmental Remote Seller Sales Tax Agreement ("the Agreement"); and

WHEREAS, the terms of the Agreement require adoption of certain uniform provisions for collection and remittance of municipal sales tax applicable to sales made by remote sellers similar to the Streamlined Sales and Use Tax Agreement.

BE IT ORDAINED BY THE ASSEMBLY OF THE CITY AND BOROUGH OF WRANGELL, ALASKA:

[The changes to the existing code are shown as follows: the words that are underlined are to be added and the words that are bolded and in brackets are to be deleted.]

SEC. 1. Action. The purpose of this ordinance is to establish Section 05.11 of the Wrangell Municipal Code to authorize the levy and collection of sales tax from remote sellers as follows:

05.11.10 – Interpretation.

- A. In order to prevent evasion of the sales taxes and to aid in its administration, it is presumed that all sales and services by a person or entity engaging in business are subject to the sales tax.
- B. The application of the tax levied under this Code shall be broadly construed and shall favor inclusion rather than exclusion.
- C. Exemptions from the tax levied under this Code or from the taxing jurisdiction shall be narrowly construed against the claimant and allowed only when such exemption clearly falls within an exemption defined in this Code or the taxing jurisdiction's Code.
- D. The scope of this Code shall apply to remote sellers or marketplace facilitators, delivering products or services to Member municipalities adopting this Code, within the state of

Alaska.

05.11.020 – Title to Collected Sales Tax

Upon collection by the remote seller or marketplace facilitator, title to collected sales tax vests in the Commission for remittance to the taxing jurisdiction. The remote seller or marketplace facilitator remits collected sales tax to the Commission on behalf of the taxing jurisdiction, from whom that power is delegated, in trust for the taxing jurisdiction and is accountable to the Commission and taxing jurisdiction.

05.11.30 – Imposition – Rate

- A. To the fullest extent permitted by law, a sales tax is levied and assessed on all remote sales where delivery is made within the local taxing jurisdiction(s) that is a Member, within the state of Alaska.
- B. The applicable tax shall be added to the sales price.
- C. The tax rate added to the sale price shall be the tax rate for the taxing jurisdiction(s) where the property or product is sold, or service that was rendered is received, and based on the date the property or product was sold or the date the service rendered was received.
- D. An Address and Tax Rate Database will be made available to remote sellers and marketplace facilitators, indicating the appropriate tax rate to be applied.
- E. The tax assessed shall be consistent with relevant jurisdictional tax caps, single unit sales, and exemptions.
- F. When a sale is made on an installment basis, the applicable sales tax shall be collected at each payment, calculated at the sales tax rate in effect, and with the cap applied, at the time of the original sale or the date the service is rendered, based on the local jurisdictions' Code(s).
- G. When a sales transaction involves placement of a single order with multiple deliveries made at different points in time that are separately invoiced, the applicable sales tax shall be collected on each separately invoiced delivery, calculated at the sales tax rate in effect, and with the cap applied, at the time of the original sale or the date the service is rendered.

05.11.40 – Obligation to Collect Tax - Threshold Criteria

- A. Any remote seller or marketplace facilitator must collect and remit sales tax in compliance with all applicable procedures and requirements of law, provided the remote seller or marketplace facilitator has met one of the following Threshold Criteria ("Threshold Criteria") in the previous calendar year:
 - 1. The remote seller's statewide gross sales, including the seller's marketplace facilitator's statewide gross sales, from the sale(s) of property, products or services delivered into the state meets or exceeds one hundred thousand dollars (\$100,000);
or
 - 2. The remote seller, including the seller's marketplace facilitator, sold property, products, or services delivered into the state in two hundred (200) or more separate transactions.
- B. For purposes of determining whether the Threshold Criteria are met, remote sellers or marketplace facilitators shall include all gross sales, from all sales of goods, property, products, or services rendered within the state of Alaska.

05.11.050. – No Retroactive Application

The obligations to collect and remit sales tax required by this chapter are applicable at the effective date of the ordinance adopting the Alaska Remote Seller Sales Tax Code.

05.11.060 – Payment and Collection

Pursuant to this Code, taxes imposed shall be due and paid by the buyer to the remote seller or marketplace facilitator at the time of the sale of property or product or date service is rendered, or with respect to credit transactions, at the time of collection. It shall be the duty of each remote seller or marketplace facilitator to collect the taxes from the buyer and to hold those taxes in trust for the taxing authority of the taxing jurisdiction. Failure by the remote seller or marketplace facilitator to collect the tax shall not affect the remote seller's, or marketplace facilitator's, responsibility for payment to the Commission.

05.11.70 – Remote Seller and Marketplace Facilitator Registration Requirement

- A. If a remote seller's gross statewide sales within the last calendar year meets or exceeds the Threshold Criteria, the remote seller shall register with the Commission. If a marketplace facilitator's gross statewide sales within the last calendar year meets or exceeds the Threshold Criteria, the marketplace facilitator shall register with the Commission.
- B. A remote seller or marketplace facilitator meeting the Threshold Criteria shall apply for a certificate of sales tax registration within thirty (30) calendar days of the effective date of this Code or within thirty (30) calendar days of meeting the Threshold Criteria whichever occurs second. Registration shall be to the Commission on forms prescribed by the Commission.
- C. An extension may be applied for and granted based on criteria established by the Commission, based on evidence produced to describe time necessary to update software or other technical needs, not to exceed ninety (90) days.
- D. Upon receipt of a properly executed application, the Commission shall confirm registration, stating the legal name of the remote seller or marketplace facilitator, the primary address, and the primary sales tax contact name and corresponding title. The failure of the Commission to confirm registration does not relieve the remote seller or marketplace facilitator of its duty to collect and remit sales tax.
- E. Each business entity shall have a sales tax registration under the advertised name.
- F. The sales tax certificate is non-assignable and non-transferable.

05.11.80.-Tax Filing Schedule

- A. All remote sellers or marketplace facilitators subject to this Code shall file a return on a form or in a format prescribed by the Commission and shall pay the tax due.
- B. Filing of sales tax returns are due monthly; quarterly filing is optional upon application and approval by the Commission, consistent with the code of the local jurisdiction.
- C. A remote seller or marketplace facilitator who has filed a sales tax return will be presumed to be making sales in successive periods unless the remote seller or marketplace facilitator files a return showing a termination or sale of the business in accordance with this Code.
- D. The completed and executed return, together with the remittance in full for the tax due, shall be transmitted to and must be received by the Commission on or before midnight Alaska Standard Time on the due date. Monthly returns are due the last day of the immediate subsequent month. Quarterly returns are due as follows:

<u>Quarter 1 (January – March)</u>	<u>April 30</u>
<u>Quarter 2 (April – June)</u>	<u>July 31</u>
<u>Quarter 3 (July – September)</u>	<u>October 31</u>
<u>Quarter 4 (October – December)</u>	<u>January 31</u>

- E. If the last day of the month following the end of the filing period falls on a Saturday, Sunday, federal holiday or Alaska state holiday, the due date will be extended until the next business day immediately following.
- F. Any remote seller or marketplace facilitator holding a remote seller registration shall file a sales tax return even though no tax may be due. This return shall show why no tax is due. If the remote seller or marketplace facilitator intends to continue doing business a return shall be filed reflecting no sales and a confirmation of the intent to continue doing business and shall continue to do so each filing period until the entity ceases doing business or sells the business. If the remote seller or marketplace facilitator intends to cease doing business, a final return shall be filed along with a statement of business closure.
- G. The remote seller or marketplace facilitator shall prepare the return and remit sales tax to the Commission on the same basis, cash or accrual, which the remote seller or marketplace facilitator uses in preparing its federal income tax return. The remote seller or marketplace facilitator shall sign the return, and transmit the return, with the amount of sales tax and any applicable penalty, interest or fees that it shows to be due, to the Commission.
- H. Remote sellers and marketplace facilitators failing to comply with the provisions of this Code shall, if required by the Commission and if quarterly filing has been chosen, file and transmit collected sales taxes more frequently until such time as they have demonstrated to the Commission that they are or will be able to comply with the provisions of this Code. Six (6) consecutive on-time sales tax filings, with full remittance of the sales taxes collected, shall establish the presumption of compliance and return to quarterly filing.
- I. The preparer of the sales tax return shall keep and maintain all documentation supporting any and all claims of exempted sales and purchases. Documentation for exempted sales should include the number of the exemption authorization card presented by the buyer at the time of the purchase; the date of the purchase; the name of the person making the purchase; the organization making the purchase; the total amount of the purchase; and the amount of sales tax exempted. This documentation shall be made available to the Commission upon request. Failure to provide such documentation may invalidate that portion of the claim of exemption for which no documentation is provided.

05.11.90.- Estimated Tax

- A. In the event the Commission is unable to ascertain the tax due from a remote seller or marketplace facilitator by reason of the failure of the remote seller or marketplace facilitator to keep accurate books, allow inspection, or file a return, or by reason of the remote seller or marketplace facilitator filing a false or inaccurate return, the Commission may make an estimate of the tax due based on any evidence in their possession.
- B. Sales taxes may also be estimated, based on any information available, whenever the Commission has reasonable cause to believe that any information on a sales tax return is not accurate.
- C. A remote seller's or marketplace facilitator's tax liability under this Code may be

determined and assessed for a period of six (6) years after the date the return was filed or due to be filed with the Commission. No civil action for the collection of such tax may be commenced after the expiration of the six- (6-) year period except an action for taxes, penalties and interest due from those filing periods that are the subject of a written demand or assessment made within the six- (6-) year period, unless the remote seller or marketplace facilitator waives the protection of this section.

- D. The Commission shall notify the remote seller or marketplace facilitator, in writing, that the Commission has estimated the amount of sales tax that is due from the remote seller or marketplace facilitator. The Commission shall serve the notice on the remote seller or marketplace facilitator by delivering the notice to the remote seller's or marketplace facilitator's place of business, or by mailing the notice by certified mail, return receipt requested, to the remote seller's or marketplace facilitator's last known mailing address. A remote seller or marketplace facilitator who refuses the certified mail will be considered to have accepted the certified mail for purposes of service.
- E. The Commission's estimate of the amount of sales tax that is due from a remote seller or marketplace facilitator shall become a final determination of the amount that is due unless the remote seller or marketplace facilitator, within thirty (30) calendar days after service of notice of the estimated tax:
 - 1. Files a complete and accurate sales tax return for the delinquent periods supported by satisfactory records and accompanied by a full remittance of all taxes, interest, penalties, costs and other charges due; or
 - 2. Files a written notice with the Commission appealing the estimated tax amount in accordance with the appeal procedures.
 - 3. Arguments or reasons for failure to timely file a return and remit taxes collected shall not be considered a valid basis or grounds for granting an appeal. The basis and grounds for granting an appeal of an assessment are:
 - a. The identity of the remote seller or marketplace facilitator is in error;
 - b. The amount of the debt is erroneous due to a clerical error (and the nature and extent of the error is specified in the request for appeal); or
 - c. The remote seller or marketplace facilitator disputes the denial of exemption(s) for certain sales.
- F. The amount of sales tax finally determined to be due under this section shall bear interest and penalty from the date that the sales tax originally was due, plus an additional civil penalty of fifty dollars (\$50) for each calendar month or partial month for which the amount of sales tax that is due has been determined.

05.11.100.-Returns – Filing Contents

- A. Every remote seller or marketplace facilitator required by this chapter to collect sales tax shall file with the Commission upon forms furnished by the Commission a return setting forth the following information with totals rounded to the nearest dollar:
 - 1. Gross sales;
 - 2. The nontaxable portions separately stating the amount of sales revenue attributable to each class of exemption;
 - 3. Computation of taxes to be remitted;
 - 4. Calculated discount (if applicable) based on taxing jurisdiction's code; and
 - 5. Such other information as may be required by the Commission.
- B. Each tax return remitted by a remote seller or marketplace facilitator shall be signed (digital or otherwise) by a responsible individual who shall attest to the completeness

and accuracy of the information on the tax return.

- C. The Commission reserves the right to reject a filed return for failure to comply with the requirements of this Code for up to three (3) months from the date of filing. The Commission shall give written notice to a remote seller or marketplace facilitator that a return has been rejected, including the reason for the rejection.

05.11.110 – Refunds

- A. Upon request from a buyer or remote seller or marketplace facilitator the Commission shall provide a determination of correct tax rate and amount applicable to the transaction. In the case of an overpayment of taxes, the remote seller or marketplace facilitator shall process the refund and amend any returns accordingly.
- B. If the claimant is a remote seller or marketplace facilitator, and the tax refund is owed to any buyer, the remote seller or marketplace facilitator submits, and the Commission approves, a refund plan to all affected buyers.
- C. The Taxing Jurisdictions may allow a buyer to request a refund directly from the Taxing Jurisdiction.

05.11.120. – Amended Returns

- A. A remote seller or marketplace facilitator may file an amended sales tax return, with supporting documentation, and the Commission may accept the amended return, but only in the following circumstances:
 - i. The amended return is filed within one (1) year of the original due date for the return; and
 - ii. The remote seller or marketplace facilitator provides a written justification for requesting approval of the amended return; and
 - iii. The remote seller or marketplace facilitator agrees to submit to an audit upon request of the Commission.
- B. The Commission shall notify the remote seller or marketplace facilitator in writing (by email or otherwise) whether the Commission accepts or rejects an amended return, including the reasons for any rejection.
- C. The Commission may adjust a return for a remote seller or marketplace facilitator if, after investigation, the Commission determines the figure included in the original returns are incorrect; and the Commission adjusts the return within two (2) years of the original due date for the return.
- D. A remote seller or marketplace facilitator may file a supplemental sales tax return, with supporting documentation, and the Commission may accept the supplemental return, but only in the following circumstances:
 - i. The remote seller or marketplace facilitator provides a written justification for requesting approval of the supplemental return; and
 - ii. The remote seller or marketplace facilitator agrees to submit to an audit upon request of the Commission.

05.11.130 – Extension of Time to File Tax Return

Upon written application of a remote seller or marketplace facilitator, stating the reasons therefor, the Commission may extend the time to file a sales tax return but only if the Commission finds each of the following:

- 1. For reasons beyond the remote seller's or marketplace facilitator's control, the remote seller or marketplace facilitator has been unable to maintain in a current condition the

- books and records that contain the information required to complete the return;
- 2. Such extension is a dire necessity for bookkeeping reasons and would avert undue hardship upon the remote seller or marketplace facilitator;
- 3. The remote seller or marketplace facilitator has a plan to cure the problem that caused the remote seller or marketplace facilitator to apply for an extension and the remote seller or marketplace facilitator agrees to proceed with diligence to cure the problem;
- 4. At the time of the application, the remote seller or marketplace facilitator is not delinquent in filing any other sales tax return, in remitting sales tax to the Commission or otherwise in violation of this chapter;
- 5. No such extension shall be made retroactively to cover existing delinquencies.

05.11.140 – Audits

- A. Any remote seller or marketplace facilitator who has registered with the Commission, who is required to collect and remit sales tax, or who is required to submit a sales tax return is subject to a discretionary sales tax audit at any time. The purpose of such an audit is to examine the business records of the remote seller or marketplace facilitator in order to determine whether appropriate amounts of sales tax revenue have been collected by the remote seller or marketplace facilitator and remitted to the Commission.
- B. The Commission is not bound to accept a sales tax return as correct. The Commission may make an independent investigation of all retail sales or transactions conducted within the State or taxing jurisdiction.
- C. The records that a remote seller or marketplace facilitator is required to maintain under this chapter shall be subject to inspection and copying by authorized employees or agents of the Commission for the purpose of auditing any return filed under this chapter, or to determine the remote seller's or marketplace facilitator's liability for sales tax where no return has been filed.
- D. In addition to the information required on returns, the Commission may request, and the remote seller or marketplace facilitator must furnish, any reasonable information deemed necessary for a correct computation of the tax.
- E. The Commission may adjust a return for a remote seller or marketplace facilitator if, after investigation or audit, the Commission determines that the figures included in the original return are incorrect, and that additional sales taxes are due; and the Commission adjusts the return within two (2) years of the original due date for the return.
- F. For the purpose of ascertaining the correctness of a return or the amount of taxes owed when a return has not been filed, the Commission may conduct investigations, hearings and audits and may examine any relevant books, papers, statements, memoranda, records, accounts or other writings of any remote seller or marketplace facilitator at any reasonable hour on the premises of the remote seller or marketplace facilitator and may require the attendance of any officer or employee of the remote seller or marketplace facilitator. Upon written demand by the Commission, the remote seller or marketplace facilitator shall present for examination, in the office of the Commission, such books, papers, statements, memoranda, records, accounts and other written material as may be set out in the demand unless the Commission and the person upon whom the demand is made agree to presentation of such materials at a different place.
- G. The Commission may issue subpoenas to compel attendance or to require production of relevant books, papers, records or memoranda. If any remote seller or marketplace facilitator refuses to obey any such subpoena, the Commissioner may refer the matter to the Commission's attorney for an application to the superior court for an order requiring

the remote seller or marketplace facilitator to comply therewith.

- H. Any remote seller, marketplace facilitator, or person engaged in business who is unable or unwilling to submit their records to the Commission shall be required to pay the Commission for all necessary expenses incurred for the examination and inspection of their records maintained outside the Commission.
- I. After the completion of a sales tax audit, the results of the audit will be sent to the business owner's address of record.
- J. In the event the Commission, upon completion of an audit, discovers more than five hundred dollars (\$500) in additional sales tax due from a remote seller or marketplace facilitator resulting from a remote seller's or marketplace facilitator's failure to accurately report sales and taxes due thereupon, the remote seller or marketplace facilitator shall bear responsibility for the full cost of the audit. The audit fee assessment will be in addition to interest and penalties applicable to amounts deemed to be delinquent by the Commission at the time of the conclusion of the audit.

05.11.150.- Audit protest

- A. If the remote seller or marketplace facilitator wishes to dispute the amount of the estimate, or the results of an examination or audit, the remote seller or marketplace facilitator must file a written protest with the Commission, within thirty (30) calendar days of the date of the notice of estimated tax or results of an audit or examination. The protest must set forth:
 - 1. The remote seller's or marketplace facilitator's justification for reducing or increasing the estimated tax amount, including any missing sales tax returns for the periods estimated; or
 - 2. The remote seller's or marketplace facilitator's reasons for challenging the examination or audit results.
- B. In processing the protest, the Commission may hold an informal meeting or hearing with the remote seller or marketplace facilitator, either on its own or upon request of the remote seller or marketplace facilitator, and may also require that the remote seller or marketplace facilitator submit to an audit, if one was not previously conducted or a more formal audit, if an estimation audit was previously performed.
- C. The Commission shall make a final written determination on the remote seller's or marketplace facilitator's protest and mail a copy of the determination to the remote seller or marketplace facilitator.
- D. If a written protest is not filed within thirty (30) days of the date of the notice of estimated tax or the result of a review, audit or examination, then the estimated tax, review, audit or examination result shall be final, due and payable to the Commission.

05.11.160 – Penalties and Interest for Late Filing

- A. A late filing fee of twenty-five dollars (\$25) per month (or quarter) shall be added to all late-filed sales tax reports in addition to interest and penalties.
- B. Delinquent sales tax bear interest at the rate of fifteen percent (15%) per annum until paid.
- C. In addition, delinquent sales tax shall be subject to an additional penalty of 5% per month, or fraction thereof, until a total of 20% of delinquent tax has been reached. The penalty does not bear interest.
- D. Fees, penalties and interest shall be assessed and collected in the same manner as the tax

is assessed and collected, and applied first to fees, penalties and interest, second to past due sales tax.

- E. The filing of an incomplete return, or the failure to remit all tax, shall be treated as the filing of no return.
- F. A penalty assessed under this section for the delinquent remittance of sales tax or failure to file a sales tax return may be waived by the Commission, upon written application of the remote seller or marketplace facilitator accompanied by a payment of all delinquent sales tax, interest and penalty otherwise owed by the remote seller or marketplace facilitator, within forty-five (45) calendar days after the date of delinquency. A remote seller or marketplace facilitator may not be granted more than one (1) waiver of penalty under this subsection in any one calendar year. The Commission shall report such waivers of penalty to the taxing jurisdiction, in writing.

05.11.170 – Repayment Plans

- A. The Commission may agree to enter into a repayment plan with a delinquent remote seller or marketplace facilitator. No repayment plan shall be valid unless agreed to by both parties in writing.
- B. A remote seller or marketplace facilitator shall not be eligible to enter into a repayment plan with the Commission if the remote seller or marketplace facilitator has defaulted on a repayment plan in the previous two (2) calendar years.
- C. The repayment plan shall include a secured promissory note that substantially complies with the following terms:
 - i. The remote seller or marketplace facilitator agrees to pay a minimum of ten percent (10%) down payment on the tax, interest and penalty amount due. The down payment shall be applied first to penalty, then to accumulated interest, and then to the tax owed.
 - ii. The remote seller or marketplace facilitator agrees to pay the balance of the tax, penalty and interest owed in monthly installments over a period not to exceed two (2) years.
 - iii. Interest at a rate of fifteen percent (15%) per annum shall accrue on the principal sum due. Interest shall not apply to penalties owed or to interest accrued at the time the repayment plan is executed or accruing during the term of the repayment plan.
 - iv. If the remote seller or marketplace facilitator is a corporation or a limited liability entity the remote seller or marketplace facilitator agrees to provide a personal guarantee of the obligations under the repayment plan.
 - v. The remote seller or marketplace facilitator agrees to pay all future tax bills in accordance with the provisions of this chapter.
 - vi. The remote seller or marketplace facilitator agrees to provide a security interest in the form of a sales tax lien for the entire unpaid balance of the promissory note to be recorded by the Commission at the time the repayment plan is signed. The remote seller or marketplace facilitator shall be responsible for the cost of recording the tax lien.
- D. If a remote seller or marketplace facilitator fails to pay two (2) or more payments as required by the repayment plan agreement, the remote seller or marketplace facilitator shall be in default and the entire amount owed at the time of default shall become immediately due. The Commission will send the remote seller or marketplace facilitator a notice of default. The Commission may immediately foreclose on the sales tax lien or

take any other remedy available under the law.

05.11.180. – Remote Seller or Marketplace Facilitator Record Retention

Remote sellers or marketplace facilitators shall keep and preserve suitable records of all sales made and such other books or accounts as may be necessary to determine the amount of tax which the remote seller or marketplace facilitator is obliged to collect. Remote sellers or marketplace facilitators shall preserve suitable records of sales for a period of six (6) years from the date of the return reporting such sales, and shall preserve for a period of six (6) years all invoices of goods and merchandise purchased for resale, and all such other books, invoices and records as may be necessary to accurately determine the amount of taxes which the remote seller or marketplace facilitator was obliged to collect under this chapter.

05.11.190 – Cessation or Transfer of Business

- A. A remote seller or marketplace facilitator who sells, leases, conveys, forfeits, transfers or assigns the majority of their business interest, including a creditor or secured party, shall make a final sales tax return within thirty (30) days after the date of such conveyance.
- B. At least ten (10) business days before any such sale is completed, the remote seller or marketplace facilitator shall send to the Commission, by approved communication (email confirmation, certified first-class mail, postage prepaid) a notice that the remote seller's or marketplace facilitator's interest is to be conveyed and shall include the name, address and telephone number of the person or entity to whom the interest is to be conveyed.
- C. Upon notice of sale and disclosure of buyer, the Commission shall be authorized to disclose the status of the remote seller's or marketplace facilitator's sales tax account to the named buyer or assignee.
- D. Upon receipt of notice of a sale or transfer, the Commission shall send the transferee a copy of this Code with this section highlighted.
- E. Neither the Commission's failure to give the notice nor the transferee's failure to receive the notice shall relieve the transferee of any obligations under this section.
- F. Following receipt of the notice, the Commission shall have sixty (60) days in which to perform a final sales tax audit and assess sales tax liability against the seller of the business. If the notice is not mailed at least ten (10) business days before the sale is completed, the Commission shall have twelve (12) months from the date of the completion of the sale or the Commission's knowledge of the completion of the sale within which to begin a final sales tax audit and assess sales tax liability against the seller of the business. The Commission may also initiate an estimated assessment if the requirements for such an assessment exist.
- G. A person acquiring any interest of a remote seller or marketplace facilitator in a business required to collect the tax under this chapter assumes the liability of the remote seller or marketplace facilitator for all taxes due the Commission, whether current or delinquent, whether known to the Commission or discovered later, and for all interest, penalties, costs and charges on such taxes.
- H. Before the effective date of the transfer, the transferee of a business shall obtain from the Commission an estimate of the delinquent sales tax, penalty and interest, if any, owed by the remote seller or marketplace facilitator as of the date of the transfer, and shall withhold that amount from the consideration payable for the transfer, until the remote seller or marketplace facilitator has produced a receipt from the Commission showing that all tax

obligations imposed by this chapter have been paid. A transferee that fails to withhold the amount required under this subsection shall be liable to the Commission and taxing jurisdiction for the lesser of the amount of delinquent sales tax, penalty and interest due from the remote seller or marketplace facilitator as of the date of transfer, and the amount that the transferee was required to withhold.

- I. In this section, the term “transfer” includes the following:
 - 1. A change in voting control, or in more than fifty percent (50%) of the ownership interest in a remote seller or marketplace facilitator that is a corporation, limited liability company or partnership; or
 - 2. A sale of all or substantially all the assets used in the business of the remote seller or marketplace facilitator; or
 - 3. The initiation of a lease, management agreement or other arrangement under which another person becomes entitled to the remote seller’s or marketplace facilitator’s gross receipts from sales, rentals or services.
- J. Subsection H of this section shall not apply to any person who acquires their ownership interest in the ongoing business as a result of the foreclosure of a lien that has priority over the Commission’s sales tax lien.
- K. Upon termination, dissolution or abandonment of a corporate business, any officer having control or supervision of sales tax funds collected, or who is charged with responsibility for the filing of returns or the payment of sales tax funds collected, shall be personally liable for any unpaid taxes, interest, administrative costs and penalties on those taxes if such officer willfully fails to pay or cause to be paid any taxes due from the corporation. In addition, regardless of willfulness, each director of the corporation shall be jointly and severally liable for unpaid amounts. The officer shall be liable only for taxes collected which became due during the period he or she had the control, supervision, responsibility or duty to act for the corporation. This section does not relieve the corporation of other tax liabilities or otherwise impair other tax collection remedies afforded by law.
- L. A remote seller or marketplace facilitator who terminates the business without the benefit of a purchaser, successor or assign shall make a final tax return and settlement of tax obligations within thirty (30) days after such termination. If a final return and settlement are not received within thirty (30) days of the termination, the remote seller or marketplace facilitator shall pay a penalty of one hundred dollars (\$100), plus an additional penalty of twenty-five dollars (\$25) for each additional thirty- (30-) day period, or part of such a period, during which the final return and settlement have not been made, for a maximum of six (6) additional periods.

05.11.200 – Use of Information on Tax Returns

- A. Except as otherwise provided in this chapter, all returns, reports and information required to be filed with the Commission under this Code, and all information contained therein, shall be kept confidential and shall be subject to inspection only by:
 - 1. Employees and agents of the Commission and taxing jurisdiction whose job responsibilities are directly related to such returns, reports and information;
 - 2. The person supplying such returns, reports and information; and
 - 3. Persons authorized in writing by the person supplying such returns, reports and information.
- B. The Commission will release information described in subsection A of this section pursuant to subpoena, order of a court or administrative agency of competent jurisdiction,

and where otherwise required by law to do so.

- C. Notwithstanding subsection A of this section, the following information is available for public inspection:
 - 1. The name and address of sellers;
 - 2. Whether a business is registered to collect taxes under this chapter;
 - 3. The name and address of businesses that are sixty (60) days or more delinquent in filing returns or in remitting sales tax, or both filing returns and remitting sales tax; and, if so delinquent, the amount of estimated sales tax due, and the number of returns not filed.
- D. The Commission may provide the public statistical information related to sales tax collections, provided that no information identifiable to a particular remote seller or marketplace facilitator is disclosed.
- E. Nothing contained in this section shall be construed to prohibit the delivery to a person, or their duly authorized representative, of a copy of any return or report filed by them, nor to prohibit the publication of statistics so classified as to prevent the identification of particular buyers, remote sellers, or marketplace facilitators, nor to prohibit the furnishing of information on a reciprocal basis to other agencies or political subdivisions of the state or the United States concerned with the enforcement of tax laws.
- F. Nothing contained in this section shall be construed to prohibit the disclosure through enforcement action proceedings or by public inspection or publication of the name, estimated balance due, and current status of payments, and filings of any remote seller or marketplace facilitator or agent of any remote seller or marketplace facilitator required to collect sales taxes or file returns under this chapter, who fails to file any return and/or remit in full all sales taxes due within thirty (30) days after the required date for that business. Entry into any agreement whether pursuant to the provisions of this chapter or otherwise shall not act as any prohibition to disclosure of the records of that remote seller or marketplace facilitator as otherwise provided in this chapter.
- G. A prospective lessee or purchaser of any business or business interest may inquire as to the obligation or tax status of any business upon presenting to the Commission a release of tax information request signed by the authorized agent of the business.
- H. All returns referred to in this chapter, and all data taken therefrom, shall be kept secure from public inspection, and from all private inspection.

05.11.210 – Violations

- A. A remote seller or marketplace facilitator that fails to file a sales tax return or remit sales tax when due, in addition to any other liability imposed by this Code, shall pay to the Commission all costs incurred by the Commission to determine the amount of the remote seller's or marketplace facilitator's liability or to collect the sales tax, including, without limitation, reviewing and auditing the remote seller's or marketplace facilitator's business records, collection agency fees, and actual reasonable attorney's fees.
- B. A person who causes or permits a corporation of which the person is an officer or director, a limited liability company of which the person is a member or manager, or a partnership of which the person is a partner, to fail to collect sales tax or to remit sales tax to the Commission as required by this Code shall be liable to the Commission for the amount that should have been collected or remitted, plus any applicable interest and penalty.
- C. Notwithstanding any other provision of law, and whether or not the Commission initiates an audit or other tax collection procedure, the Commission may bring a declaratory judgment action against a remote seller or marketplace facilitator believed to meet the

criteria to establish that the obligation to remit sales tax is applicable and valid under local, state and federal law. The action shall be brought in the judicial district of the taxing jurisdiction.

D. The Commission may cause a sales tax lien to be filed and recorded against all real and personal property of a remote seller or marketplace facilitator where the remote seller or marketplace facilitator has:

1. Failed to file sales tax returns for two (2) consecutive filing periods as required by the Code; or
2. Failed within sixty (60) days of the end of the filing period from which taxes were due to either (a) remit all amounts due or (b) to enter into a secured payment agreement as provided in this Code.
3. Prior to filing a sales tax lien, the Commission shall cause a written notice of intent to file to be mailed to the last known address of the delinquent remote seller or marketplace facilitator.

E. In addition to other remedies discussed in this Code, the Commission may bring a civil action to:

1. Enjoin a violation of this Code. On application for injunctive relief and a finding of a violation or threatened violation, the superior court shall enjoin the violation.
2. Collect delinquent sales tax, penalty, interest and costs of collection, either before or after estimating the amount of sales tax due.
3. Foreclose a recorded sales tax lien as provided by law.

F. All remedies hereunder are cumulative and are in addition to those existing at law or equity.

05.11.220 – Penalties for Violations

- A. A buyer, remote seller, or marketplace facilitator who knowingly or negligently submits false information in a document filed with the Commission pursuant to this Code is subject to a penalty of five hundred dollars (\$500).
- B. A remote seller or marketplace facilitator who knowingly or negligently falsifies or conceals information related to its business activities with the Commission or taxing jurisdiction is subject to a penalty of five hundred dollars (\$500).
- C. A person who knowingly or negligently provides false information when applying for a certificate of exemption is subject to a penalty of five hundred dollars (\$500).
- D. Any remote seller or marketplace facilitator who fails to file a return by the due date required under this chapter, regardless of whether any taxes were due for the reporting period for which the return was required, shall be subject to a penalty of twenty-five dollars (\$25) for the first sales tax return not timely filed. The filing of an incomplete return shall be treated as the filing of no return.
- E. A remote seller or marketplace facilitator who fails or refuses to produce requested records or to allow inspection of their books and records shall pay to the Commission a penalty equal to three (3) times any deficiency found or estimated by the Commission with a minimum penalty of five hundred dollars (\$500).
- F. A remote seller or marketplace facilitator who falsifies or misrepresents any record filed with the Commission is guilty of an infraction and subject to a penalty of five hundred dollars (\$500) per record.
- G. Misuse of an exemption card is a violation and subject to a penalty of fifty dollars (\$50) per incident of misuse;
- H. Nothing in this chapter shall be construed as preventing the Commission from filing and

maintaining an action at law to recover any taxes, penalties, interest and/or fees due from a remote seller or marketplace facilitator. The Commission may also recover attorney's fees in any action against a delinquent remote seller or marketplace facilitator.

05.11.230 —Sellers with a physical presence in the taxing jurisdiction.

- A. Sellers with a physical presence in a Taxing Jurisdiction and no remote or internet-based sales shall report, remit, and comply with standards, including audit authority, of the Taxing Jurisdiction.
- B. Sellers with a physical presence in a Taxing Jurisdiction that also have remote or internet-based sales where the Point of Delivery is in a different Taxing Jurisdictions shall (i)

report and remit the remote or internet sales to the Commission; and ii) report and remit the in-store sales to the Taxing Jurisdiction.

- C. Sellers with a physical presence in a Taxing Jurisdiction that also have remote or internet-based sales where the Point of Delivery is in the same Taxing Jurisdictions shall report and remit those remote sales to the Taxing Jurisdiction.
- D. Sellers and marketplace facilitators that do not have a physical presence in a Taxing Jurisdiction must report and remit all remote sales to the Commission.
- E. For all purchases the tax rate added to the sale price shall be as provided in the Taxing Jurisdiction's sales tax code, based on point of delivery.
- F. A marketplace facilitator is considered the remote seller for each sale facilitated through its marketplace and shall collect, report, and remit sales tax to the Commission. A marketplace facilitator is not considered to be the remote seller for each sale or rental of lodging facilitated through its marketplace, wherein the seller is considered to have a physical presence in the Taxing Jurisdiction.

05.11.240 – Remittance of Tax; Remote Seller Held Harmless.

- A. Any remote seller or marketplace facilitator that collects and remits sales tax to the Commission as provided by law may use an electronic database of state addresses that is certified by the Commission pursuant to subsection (C) of this section to determine the jurisdictions to which tax is owed.
- B. Any remote seller or marketplace facilitator that uses the data contained in an electronic database certified by the Commission pursuant to subsection (C) of this section to determine the jurisdictions to which tax is owed shall be held harmless for any tax, charge, or fee liability to any taxing jurisdiction that otherwise would be due solely as a result of an error or omission in the database.
- C. Any electronic database provider may apply to the Commission to be certified for use by remote sellers or marketplace facilitators pursuant to this section. Such certification shall be valid for three years. In order to be certified, an electronic database provider shall have a database that satisfies the following criteria:
 - 1. The database shall designate each address in the state, including, to the extent practicable, any multiple postal address applicable to one location and the taxing jurisdictions that have the authority to impose a tax on purchases made by purchasers at each address in the state.
 - 2. The information contained in the electronic database shall be updated as necessary and maintained in an accurate condition. In order to keep the database accurate, the database provider shall provide a convenient method for taxing jurisdictions that may be affected by the use of the database to inform the provider of apparent errors in the database. The provider shall have a process in place to promptly correct any errors brought to the provider's attention.

05.11.250 – Definitions

Adoption of definitions does not compel an individual municipality to exempt certain defined items. Each municipality should specifically adopt definitions necessary for consistency to implement both brick-and-mortar sales tax code and provisions related to remote sellers or

marketplace facilitators. For definitions that have no applicability to brick-and-mortar sales tax code, municipality may choose either to include definitions in the definitional section of general sales tax ordinance or adopt the common definitions by reference.

“Buyer or purchaser” means a person to whom a sale of property or product is made or to whom a service is furnished.

“Commission” means the Alaska Intergovernmental Remote Sales Tax Commission established by Agreement between local government taxing jurisdictions within Alaska, and delegated tax collection authority.

“Delivered electronically” means delivered to the purchaser by means other than tangible storage media.

“Entity-based exemption” means an exemption based on who purchases the product or who sells the product. An exemption that is available to all individuals shall not be considered an entity-based exemption.

“Goods for resale” means:

- A. the sale of goods by a manufacturer, wholesaler or distributor to a retail vendor; sales to a wholesale or retail dealer who deals in the property sold, for the purpose of resale by the dealer.
- B. Sales of personal property as raw material to a person engaged in manufacturing components for sale, where the property sold is consumed in the manufacturing process of, or becomes an ingredient or component part of, a product manufactured for sale by the manufacturer.
- C. Sale of personal property as construction material to a licensed building contractor where the property sold becomes part of the permanent structure.

“Marketplace facilitator” means a person that contracts with remote sellers to facilitate for consideration, regardless of whether deducted as fees from the transaction, the sale of the remote seller’s property or services through a physical or electronic marketplace operated by the person, and engages:

- (a) Directly or indirectly, through one or more affiliated persons in any of the following:
 - (i) Transmitting or otherwise communicating the offer or acceptance between the buyer and remote seller;
 - (ii) Owning or operating the infrastructure, electronic or physical, or technology that brings buyers and remote sellers together;
 - (iii) Providing a virtual currency that buyers are allowed or required to use to purchase products from the remote seller; or
 - (iv) Software development or research and development activities related to any of the activities described in (b) of this subsection (3), if such activities are directly related to a

physical or electronic marketplace operated by the person or an affiliated person; and

(b) In any of the following activities with respect to the seller's products:

- (i) Payment processing services;
- (ii) Fulfillment or storage services;
- (iii) Listing products for sale;
- (iv) Setting prices;
- (v) Branding sales as those of the marketplace facilitator;
- (vi) Order taking;
- (vii) Advertising or promotion; or
- (viii) Providing customer service or accepting or assisting with returns or exchanges.

"Member" means a taxing jurisdiction that is a signatory of the Alaska Remote Sales Tax Intergovernmental Agreement, thereby members of the Commission, and who have adopted the Remote Seller Sales Tax Code.

"Monthly" means occurring once per calendar month.

"Nonprofit organization" means a business that has been granted tax-exempt status by the Internal Revenue Service (IRS); means an association, corporation, or other organization where no part of the net earnings of the organization inures to the benefit of any member, shareholder, or other individual, as certified by registration with the IRS.

"Person" means an individual, trust, estate, fiduciary, partnership, limited liability company, limited liability partnership, corporation, or any other legal entity.

"Physical presence" means a seller who establishes any one or more of the following within a local taxing jurisdiction:

1. Has any office, distribution or sales house, warehouse, storefront, or any other place of business within the boundaries of the local taxing jurisdiction;
2. Solicits business or receiving orders through any employee, agent, salesman, or other representative within the boundaries of the local taxing jurisdiction or engages in activities in this state that are significantly associated with the seller's ability to establish or maintain a market for its products in this state.
3. Provides services or holds inventory within the boundaries of the local taxing jurisdiction;
4. Rents or Leases property located within the boundaries of the local taxing jurisdiction.

A seller that establishes a physical presence within the local taxing jurisdiction in any calendar year will be deemed to have a physical presence within the local taxing jurisdiction for the following calendar year.

"Point of delivery" means the location at which property or a product is delivered or service rendered.

- A. When the product is not received or paid for by the purchaser at a business location of a remote seller in a Taxing Jurisdiction, the sale is considered delivered to the location where receipt by the purchaser (or the purchaser's recipient, designated as such by the

purchaser) occurs, including the location indicated by instructions for delivery as supplied by the purchaser (or recipient) and as known to the seller.

- B. When the product is received or paid for by a purchaser who is physically present at a business location of a Remote Seller in a Taxing Jurisdiction the sale is considered to have been made in the Taxing Jurisdiction where the purchaser is present even if delivery of the product takes place in another Taxing Jurisdiction. Such sales are reported and tax remitted directly to the Taxing Jurisdiction not to the Commission.
- C. For products transferred electronically, or other sales where the remote seller or marketplace facilitator lacks a delivery address for the purchaser, the remote seller or marketplace facilitator shall consider the point of delivery the sale to the billing address of the buyer.

“Product-based exemptions” means an exemption based on the description of the product and not based on who purchases the product or how the purchaser intends to use the product.

“Property” and **“product”** means both tangible property, an item that can be seen, weighed, measured, felt, or touched, or that is in any other manner perceptible to the senses; and intangible property, anything that is not physical in nature (i.e.; intellectual property, brand recognition, goodwill, trade, copyright and patents).

“Quarter” means trimonthly periods of a calendar year; January-March, April-June, July-September, and October-December.

“Receive or receipt” means

- A. Taking possession of property;
- B. Making first use of services;
- C. Taking possession or making first use of digital goods, whichever comes first.

The terms “receive” and “receipt” do not include temporary possession by a shipping company on behalf of the purchaser.

“Remote sales” means sales of goods or services by a remote seller or marketplace facilitator.

“Remote seller” means a seller or marketplace facilitator making sales of goods or services delivered within the State of Alaska, without having a physical presence in a taxing jurisdiction, or conducting business between taxing jurisdictions, when sales are made by internet, mail order, phone or other remote means. A marketplace facilitator shall be considered the remote seller for each sale facilitated through its marketplace.

“Resale of services” means sales of intermediate services to a business the charge for which will be passed directly by that business to a specific buyer.

“Sale” or “retail sale” means any transfer of property for consideration for any purpose other than for resale.

“Sales or purchase price” means the total amount of consideration, including cash, credit,

property, products, and services, for which property, products, or services are sold, leased, or rented, valued in money, whether received in money or otherwise, without any deduction for the following:

- A. The seller's cost of the property or product sold;
- B. The cost of materials used, labor or service cost, interest, losses, all costs of transportation to the seller, all taxes imposed on the seller, and any other expense of the seller;
- C. Charges by the seller for any services necessary to complete the sale, other than delivery and installation charges;
- D. Delivery charges;
- E. Installation charges; and
- F. Credit for any trade-in, as determined by state law.

“Seller” means a person making sales of property, products, or services, or a marketplace facilitator facilitating sales on behalf of a seller.

“Services” means all services of every manner and description, which are performed or furnished for compensation, and delivered electronically or otherwise outside the taxing jurisdiction (but excluding any that are rendered physically within the taxing jurisdiction, including but not limited to:

- A. Professional services;
- B. Services in which a sale of property or product may be involved, including property or products made to order;
- C. Utilities and utility services not constituting a sale of property or products, including but not limited to sewer, water, solid waste collection or disposal, electrical, telephone services and repair, natural gas, cable or satellite television, and Internet services;
- D. The sale of transportation services;
- E. Services rendered for compensation by any person who furnishes any such services in the course of his trade, business, or occupation, including all services rendered for commission;
- F. Advertising, maintenance, recreation, amusement, and craftsman services.

“Tax cap” means a maximum taxable transaction.

“Taxing jurisdiction” means a local government in Alaska that has a sales tax and is a member of the Alaska Remote Sellers Sales Tax Commission.

“Transferred electronically” means obtained by the purchaser by means other than tangible storage media.

05.11.260. – Supplemental Definitions.

The Commission shall promulgate Supplemental Definitions that are incorporated into this Remote Seller Sales Tax Code. Supplemental Definitions are available at www.arsstc.org. Provisions of the Supplemental Definitions that are amended, deleted, or added prior to or after

the effective date of the latest amendment to this chapter shall be applicable for purposes of this chapter on the effective date provided for such amendments, deletions, or additions, including retroactive provisions.

SEC. 2. Severability. If any provision of this ordinance, or any application thereof to any person or circumstances is held invalid, the remainder of this ordinance and the application to all other persons or circumstances shall not be affected thereby.

SEC. 3. Classification. This ordinance is of a permanent nature and shall be codified in the Wrangell Municipal Code.

SEC. 4. Effective Date. This ordinance shall be effective upon adoption.

PASSED IN FIRST READING: October 22, 2019

PASSED IN SECOND READING: _____, 2020

Stephen Prysunka, Mayor

ATTEST: _____

Kim Lane, Borough Clerk

Yes: _____

No: _____

Absent: _____

Abstaining: _____

ADDENDUM A
REMOTE SELLER SALES TAX CODE & COMMON DEFINITIONS

WHEREAS, the inability to effectively collect sales tax on sales of property, products or services transferred or delivered into Alaska is seriously eroding the sales tax base of communities, causing revenue losses and imminent harm to residents through the loss of critical funding for local public services and infrastructure; and

WHEREAS, the harm from the loss of revenue is especially serious in Alaska because the State has no income tax, and sales tax revenues are one of the primary sources of funding for services provided by local governments; and

WHEREAS, the failure to collect sales tax on remote sales creates market distortions by creating an unfair tax advantage for businesses that limit their physical presence in the taxing jurisdictions but still sell goods and services to consumers, which becomes easier and more prevalent as technology advances; and

WHEREAS, the failure to tax remote sales results in the creation of incentives for businesses to avoid a physical presence in the state and its respective communities, resulting in fewer jobs and increasing the share of taxes to those consumers who buy from competitors with a physical presence in the state and its cities; and

WHEREAS, the structural advantages for remote sellers, including the absence of point-of-sale tax collection, along with the general growth of online retail, make clear that erosion of the sales tax base is and has been occurring; and

WHEREAS, remote sellers who make a substantial number of deliveries into or have large gross revenues from Alaska benefit extensively from the Alaska market, affecting the economy as well as burdening local infrastructure and services; and

WHEREAS, delivery of goods and services into local municipalities rely on and burden local transportation systems, emergency and police services, waste disposal, utilities and other infrastructure and services; and,

WHEREAS, given modern computing and software options, it is neither unusually difficult nor burdensome for remote sellers to collect and remit sales taxes associated with sales into Alaska taxing jurisdictions; and

WHEREAS, due to a recent decision by the United States Supreme Court and the lack of a state sales tax it is appropriate for the municipalities to collectively amend their sales tax codes to account for remote sellers who do not have a physical presence either in the State of Alaska or in a specific taxing jurisdiction, but do have a taxable connection with the State of Alaska or taxing jurisdiction; and

WHEREAS, this ordinance is not retroactive in its application; and

WHEREAS, this ordinance provides a safe harbor to those who transact limited sales in Alaska; and

WHEREAS, amending local sales tax codes reflects the 2018 Supreme Court “*Wayfair*” decision to allow for the application of the taxing jurisdiction’s sales tax code requirements to sellers without a physical presence in the State of Alaska or taxing jurisdiction; and

WHEREAS, the intent is to levy municipal sales tax to the maximum limit of federal and state constitutional doctrines; and

WHEREAS, the [insert name of municipality] has entered into a cooperative agreement with other local governments called the Alaska Intergovernmental Remote Seller Sales Tax Agreement (“the Agreement”); and

WHEREAS, the terms of the Agreement require adoption of certain uniform provisions for collection and remittance of municipal sales tax applicable to sales made by remote sellers similar to the Streamlined Sales and Use Tax Agreement.

NOW, THEREFORE, it is enacted as follows:

Chapter 05 of the City & Borough of Wrangell Municipal Code is hereby amended by adopting a new Chapter 05.11 to read as follows:

Sales Made by Remote Sellers: The Alaska Remote Sellers Sales Tax Code is an ordinance prepared by the Alaska Remote Seller Sales Tax Commission and hereby adopted by reference.

ALASKA REMOTE SELLER SALES TAX CODE

05.11.10 – Interpretation.

- A. In order to prevent evasion of the sales taxes and to aid in its administration, it is presumed that all sales and services by a person or entity engaging in business are subject to the sales tax.
- B. The application of the tax levied under this Code shall be broadly construed and shall favor inclusion rather than exclusion.
- C. Exemptions from the tax levied under this Code or from the taxing jurisdiction shall be narrowly construed against the claimant and allowed only when such exemption clearly falls within an exemption defined in this Code or the taxing jurisdiction's Code.
- D. The scope of this Code shall apply to remote sellers or marketplace facilitators, delivering products or services to Member municipalities adopting this Code, within the state of Alaska.

05.11.020 – Title to Collected Sales Tax

Upon collection by the remote seller or marketplace facilitator, title to collected sales tax vests in the Commission for remittance to the taxing jurisdiction. The remote seller or marketplace facilitator remits collected sales tax to the Commission on behalf of the taxing jurisdiction, from whom that power is delegated, in trust for the taxing jurisdiction and is accountable to the Commission and taxing jurisdiction.

05.11.30 – Imposition – Rate

- A. To the fullest extent permitted by law, a sales tax is levied and assessed on all remote sales where delivery is made within the local taxing jurisdiction(s) that is a Member, within the state of Alaska.
- B. The applicable tax shall be added to the sales price.
- C. The tax rate added to the sale price shall be the tax rate for the taxing jurisdiction(s) where the property or product is sold, or service that was rendered is received, and based on the date the property or product was sold or the date the service rendered was received.
- D. An Address and Tax Rate Database will be made available to remote sellers and marketplace facilitators, indicating the appropriate tax rate to be applied.
- E. The tax assessed shall be consistent with relevant jurisdictional tax caps, single unit sales, and exemptions.
- F. When a sale is made on an installment basis, the applicable sales tax shall be collected at each payment, calculated at the sales tax rate in effect, and with the cap applied, at the time of the original sale or the date the service is rendered, based on the local jurisdictions' Code(s).
- G. When a sales transaction involves placement of a single order with multiple deliveries made at different points in time that are separately invoiced, the applicable sales tax shall be collected on each separately invoiced delivery, calculated at the sales tax rate in effect, and with the cap applied, at the time of the original sale or the date the service is rendered.

05.11.40 – Obligation to Collect Tax - Threshold Criteria

- A. Any remote seller or marketplace facilitator must collect and remit sales tax in compliance

with all applicable procedures and requirements of law, provided the remote seller or marketplace facilitator has met one of the following Threshold Criteria (“Threshold Criteria”) in the previous calendar year:

1. The remote seller’s statewide gross sales, including the seller’s marketplace facilitator’s statewide gross sales, from the sale(s) of property, products or services delivered into the state meets or exceeds one hundred thousand dollars (\$100,000); or
 2. The remote seller, including the seller’s marketplace facilitator, sold property, products, or services delivered into the state in two hundred (200) or more separate transactions.
- B. For purposes of determining whether the Threshold Criteria are met, remote sellers or marketplace facilitators shall include all gross sales, from all sales of goods, property, products, or services rendered within the state of Alaska.

05.11.050. – No Retroactive Application

The obligations to collect and remit sales tax required by this chapter are applicable at the effective date of the ordinance adopting the Alaska Remote Seller Sales Tax Code.

05.11.060 – Payment and Collection

Pursuant to this Code, taxes imposed shall be due and paid by the buyer to the remote seller or marketplace facilitator at the time of the sale of property or product or date service is rendered, or with respect to credit transactions, at the time of collection. It shall be the duty of each remote seller or marketplace facilitator to collect the taxes from the buyer and to hold those taxes in trust for the taxing authority of the taxing jurisdiction. Failure by the remote seller or marketplace facilitator to collect the tax shall not affect the remote seller’s, or marketplace facilitator’s, responsibility for payment to the Commission.

05.11.70 – Remote Seller and Marketplace Facilitator Registration Requirement

- A. If a remote seller’s gross statewide sales within the last calendar year meets or exceeds the Threshold Criteria, the remote seller shall register with the Commission. If a marketplace facilitator’s gross statewide sales within the last calendar year meets or exceeds the Threshold Criteria, the marketplace facilitator shall register with the Commission.
- B. A remote seller or marketplace facilitator meeting the Threshold Criteria shall apply for a certificate of sales tax registration within thirty (30) calendar days of the effective date of this Code or within thirty (30) calendar days of meeting the Threshold Criteria whichever occurs second. Registration shall be to the Commission on forms prescribed by the Commission.
- C. An extension may be applied for and granted based on criteria established by the Commission, based on evidence produced to describe time necessary to update software or other technical needs, not to exceed ninety (90) days.
- D. Upon receipt of a properly executed application, the Commission shall confirm registration, stating the legal name of the remote seller or marketplace facilitator, the primary address, and the primary sales tax contact name and corresponding title. The failure of the Commission to confirm registration does not relieve the remote seller or marketplace facilitator of its duty to collect and remit sales tax.

- E. Each business entity shall have a sales tax registration under the advertised name.
- F. The sales tax certificate is non-assignable and non-transferable.

05.11.80.-Tax Filing Schedule

- A. All remote sellers or marketplace facilitators subject to this Code shall file a return on a form or in a format prescribed by the Commission and shall pay the tax due.
- B. Filing of sales tax returns are due monthly; quarterly filing is optional upon application and approval by the Commission, consistent with the code of the local jurisdiction.
- C. A remote seller or marketplace facilitator who has filed a sales tax return will be presumed to be making sales in successive periods unless the remote seller or marketplace facilitator files a return showing a termination or sale of the business in accordance with this Code.
- D. The completed and executed return, together with the remittance in full for the tax due, shall be transmitted to and must be received by the Commission on or before midnight Alaska Standard Time on the due date. Monthly returns are due the last day of the immediate subsequent month. Quarterly returns are due as follows:

Quarter 1 (January – March)	April 30
Quarter 2 (April – June)	July 31
Quarter 3 (July – September)	October 31
Quarter 4 (October – December)	January 31
- E. If the last day of the month following the end of the filing period falls on a Saturday, Sunday, federal holiday or Alaska state holiday, the due date will be extended until the next business day immediately following.
- F. Any remote seller or marketplace facilitator holding a remote seller registration shall file a sales tax return even though no tax may be due. This return shall show why no tax is due. If the remote seller or marketplace facilitator intends to continue doing business a return shall be filed reflecting no sales and a confirmation of the intent to continue doing business and shall continue to do so each filing period until the entity ceases doing business or sells the business. If the remote seller or marketplace facilitator intends to cease doing business, a final return shall be filed along with a statement of business closure.
- G. The remote seller or marketplace facilitator shall prepare the return and remit sales tax to the Commission on the same basis, cash or accrual, which the remote seller or marketplace facilitator uses in preparing its federal income tax return. The remote seller or marketplace facilitator shall sign the return, and transmit the return, with the amount of sales tax and any applicable penalty, interest or fees that it shows to be due, to the Commission.
- H. Remote sellers and marketplace facilitators failing to comply with the provisions of this Code shall, if required by the Commission and if quarterly filing has been chosen, file and transmit collected sales taxes more frequently until such time as they have demonstrated to the Commission that they are or will be able to comply with the provisions of this Code. Six (6) consecutive on-time sales tax filings, with full remittance of the sales taxes collected, shall establish the presumption of compliance and return to quarterly filing.
- I. The preparer of the sales tax return shall keep and maintain all documentation

supporting any and all claims of exempted sales and purchases. Documentation for exempted sales should include the number of the exemption authorization card presented by the buyer at the time of the purchase; the date of the purchase; the name of the person making the purchase; the organization making the purchase; the total amount of the purchase; and the amount of sales tax exempted. This documentation shall be made available to the Commission upon request. Failure to provide such documentation may invalidate that portion of the claim of exemption for which no documentation is provided.

05.11.90.- Estimated Tax

- A. In the event the Commission is unable to ascertain the tax due from a remote seller or marketplace facilitator by reason of the failure of the remote seller or marketplace facilitator to keep accurate books, allow inspection, or file a return, or by reason of the remote seller or marketplace facilitator filing a false or inaccurate return, the Commission may make an estimate of the tax due based on any evidence in their possession.
- B. Sales taxes may also be estimated, based on any information available, whenever the Commission has reasonable cause to believe that any information on a sales tax return is not accurate.
- C. A remote seller's or marketplace facilitator's tax liability under this Code may be determined and assessed for a period of six (6) years after the date the return was filed or due to be filed with the Commission. No civil action for the collection of such tax may be commenced after the expiration of the six- (6-) year period except an action for taxes, penalties and interest due from those filing periods that are the subject of a written demand or assessment made within the six- (6-) year period, unless the remote seller or marketplace facilitator waives the protection of this section.
- D. The Commission shall notify the remote seller or marketplace facilitator, in writing, that the Commission has estimated the amount of sales tax that is due from the remote seller or marketplace facilitator. The Commission shall serve the notice on the remote seller or marketplace facilitator by delivering the notice to the remote seller's or marketplace facilitator's place of business, or by mailing the notice by certified mail, return receipt requested, to the remote seller's or marketplace facilitator's last known mailing address. A remote seller or marketplace facilitator who refuses the certified mail will be considered to have accepted the certified mail for purposes of service.
- E. The Commission's estimate of the amount of sales tax that is due from a remote seller or marketplace facilitator shall become a final determination of the amount that is due unless the remote seller or marketplace facilitator, within thirty (30) calendar days after service of notice of the estimated tax:
 - 1. Files a complete and accurate sales tax return for the delinquent periods supported by satisfactory records and accompanied by a full remittance of all taxes, interest, penalties, costs and other charges due; or
 - 2. Files a written notice with the Commission appealing the estimated tax amount in accordance with the appeal procedures.
 - 3. Arguments or reasons for failure to timely file a return and remit taxes collected shall not be considered a valid basis or grounds for granting an appeal. The basis and grounds for granting an appeal of an assessment are:
 - a. The identity of the remote seller or marketplace facilitator is in error;

- b. The amount of the debt is erroneous due to a clerical error (and the nature and extent of the error is specified in the request for appeal); or
 - c. The remote seller or marketplace facilitator disputes the denial of exemption(s) for certain sales.
- F. The amount of sales tax finally determined to be due under this section shall bear interest and penalty from the date that the sales tax originally was due, plus an additional civil penalty of fifty dollars (\$50) for each calendar month or partial month for which the amount of sales tax that is due has been determined.

05.11.100.-Returns – Filing Contents

- A. Every remote seller or marketplace facilitator required by this chapter to collect sales tax shall file with the Commission upon forms furnished by the Commission a return setting forth the following information with totals rounded to the nearest dollar:
 - 1. Gross sales;
 - 2. The nontaxable portions separately stating the amount of sales revenue attributable to each class of exemption;
 - 3. Computation of taxes to be remitted;
 - 4. Calculated discount (if applicable) based on taxing jurisdiction's code; and
 - 5. Such other information as may be required by the Commission.
- B. Each tax return remitted by a remote seller or marketplace facilitator shall be signed (digital or otherwise) by a responsible individual who shall attest to the completeness and accuracy of the information on the tax return.
- C. The Commission reserves the right to reject a filed return for failure to comply with the requirements of this Code for up to three (3) months from the date of filing. The Commission shall give written notice to a remote seller or marketplace facilitator that a return has been rejected, including the reason for the rejection.

05.11.110 – Refunds

- A. Upon request from a buyer or remote seller or marketplace facilitator the Commission shall provide a determination of correct tax rate and amount applicable to the transaction. In the case of an overpayment of taxes, the remote seller or marketplace facilitator shall process the refund and amend any returns accordingly.
- B. If the claimant is a remote seller or marketplace facilitator, and the tax refund is owed to any buyer, the remote seller or marketplace facilitator submits, and the Commission approves, a refund plan to all affected buyers.
- C. The Taxing Jurisdictions may allow a buyer to request a refund directly from the Taxing Jurisdiction.

05.11.120. – Amended Returns

- A. A remote seller or marketplace facilitator may file an amended sales tax return, with supporting documentation, and the Commission may accept the amended return, but only in the following circumstances:
 - i. The amended return is filed within one (1) year of the original due date for the return; and
 - ii. The remote seller or marketplace facilitator provides a written justification for requesting approval of the amended return; and
 - iii. The remote seller or marketplace facilitator agrees to submit to an audit upon request

of the Commission.

- B. The Commission shall notify the remote seller or marketplace facilitator in writing (by email or otherwise) whether the Commission accepts or rejects an amended return, including the reasons for any rejection.
- C. The Commission may adjust a return for a remote seller or marketplace facilitator if, after investigation, the Commission determines the figure included in the original returns are incorrect; and the Commission adjusts the return within two (2) years of the original due date for the return.
- D. A remote seller or marketplace facilitator may file a supplemental sales tax return, with supporting documentation, and the Commission may accept the supplemental return, but only in the following circumstances:
 - i. The remote seller or marketplace facilitator provides a written justification for requesting approval of the supplemental return; and
 - ii. The remote seller or marketplace facilitator agrees to submit to an audit upon request of the Commission.

05.11.130 – Extension of Time to File Tax Return

Upon written application of a remote seller or marketplace facilitator, stating the reasons therefor, the Commission may extend the time to file a sales tax return but only if the Commission finds each of the following:

1. For reasons beyond the remote seller's or marketplace facilitator's control, the remote seller or marketplace facilitator has been unable to maintain in a current condition the books and records that contain the information required to complete the return;
2. Such extension is a dire necessity for bookkeeping reasons and would avert undue hardship upon the remote seller or marketplace facilitator;
3. The remote seller or marketplace facilitator has a plan to cure the problem that caused the remote seller or marketplace facilitator to apply for an extension and the remote seller or marketplace facilitator agrees to proceed with diligence to cure the problem;
4. At the time of the application, the remote seller or marketplace facilitator is not delinquent in filing any other sales tax return, in remitting sales tax to the Commission or otherwise in violation of this chapter;
5. No such extension shall be made retroactively to cover existing delinquencies.

05.11.140 – Audits

- A. Any remote seller or marketplace facilitator who has registered with the Commission, who is required to collect and remit sales tax, or who is required to submit a sales tax return is subject to a discretionary sales tax audit at any time. The purpose of such an audit is to examine the business records of the remote seller or marketplace facilitator in order to determine whether appropriate amounts of sales tax revenue have been collected by the remote seller or marketplace facilitator and remitted to the Commission.
- B. The Commission is not bound to accept a sales tax return as correct. The Commission may make an independent investigation of all retail sales or transactions conducted within the State or taxing jurisdiction.
- C. The records that a remote seller or marketplace facilitator is required to maintain under this chapter shall be subject to inspection and copying by authorized employees or agents of the Commission for the purpose of auditing any return filed under this chapter, or to

determine the remote seller's or marketplace facilitator's liability for sales tax where no return has been filed.

- D. In addition to the information required on returns, the Commission may request, and the remote seller or marketplace facilitator must furnish, any reasonable information deemed necessary for a correct computation of the tax.
- E. The Commission may adjust a return for a remote seller or marketplace facilitator if, after investigation or audit, the Commission determines that the figures included in the original return are incorrect, and that additional sales taxes are due; and the Commission adjusts the return within two (2) years of the original due date for the return.
- F. For the purpose of ascertaining the correctness of a return or the amount of taxes owed when a return has not been filed, the Commission may conduct investigations, hearings and audits and may examine any relevant books, papers, statements, memoranda, records, accounts or other writings of any remote seller or marketplace facilitator at any reasonable hour on the premises of the remote seller or marketplace facilitator and may require the attendance of any officer or employee of the remote seller or marketplace facilitator. Upon written demand by the Commission, the remote seller or marketplace facilitator shall present for examination, in the office of the Commission, such books, papers, statements, memoranda, records, accounts and other written material as may be set out in the demand unless the Commission and the person upon whom the demand is made agree to presentation of such materials at a different place.
- G. The Commission may issue subpoenas to compel attendance or to require production of relevant books, papers, records or memoranda. If any remote seller or marketplace facilitator refuses to obey any such subpoena, the Commissioner may refer the matter to the Commission's attorney for an application to the superior court for an order requiring the remote seller or marketplace facilitator to comply therewith.
- H. Any remote seller, marketplace facilitator, or person engaged in business who is unable or unwilling to submit their records to the Commission shall be required to pay the Commission for all necessary expenses incurred for the examination and inspection of their records maintained outside the Commission.
- I. After the completion of a sales tax audit, the results of the audit will be sent to the business owner's address of record.
- J. In the event the Commission, upon completion of an audit, discovers more than five hundred dollars (\$500) in additional sales tax due from a remote seller or marketplace facilitator resulting from a remote seller's or marketplace facilitator's failure to accurately report sales and taxes due thereupon, the remote seller or marketplace facilitator shall bear responsibility for the full cost of the audit. The audit fee assessment will be in addition to interest and penalties applicable to amounts deemed to be delinquent by the Commission at the time of the conclusion of the audit.

05.11.150.- Audit protest

- A. If the remote seller or marketplace facilitator wishes to dispute the amount of the estimate, or the results of an examination or audit, the remote seller or marketplace facilitator must file a written protest with the Commission, within thirty (30) calendar days of the date of the notice of estimated tax or results of an audit or examination. The protest must set forth:
 - 1. The remote seller's or marketplace facilitator's justification for reducing or

increasing the estimated tax amount, including any missing sales tax returns for the periods estimated; or

2. The remote seller's or marketplace facilitator's reasons for challenging the examination or audit results.
- B. In processing the protest, the Commission may hold an informal meeting or hearing with the remote seller or marketplace facilitator, either on its own or upon request of the remote seller or marketplace facilitator, and may also require that the remote seller or marketplace facilitator submit to an audit, if one was not previously conducted or a more formal audit, if an estimation audit was previously performed.
- C. The Commission shall make a final written determination on the remote seller's or marketplace facilitator's protest and mail a copy of the determination to the remote seller or marketplace facilitator.
- D. If a written protest is not filed within thirty (30) days of the date of the notice of estimated tax or the result of a review, audit or examination, then the estimated tax, review, audit or examination result shall be final, due and payable to the Commission.

05.11.160 – Penalties and Interest for Late Filing

- A. A late filing fee of twenty-five dollars (\$25) per month (or quarter) shall be added to all late-filed sales tax reports in addition to interest and penalties.
- B. Delinquent sales tax bear interest at the rate of fifteen percent (15%) per annum until paid.
- C. In addition, delinquent sales tax shall be subject to an additional penalty of 5% per month, or fraction thereof, until a total of 20% of delinquent tax has been reached. The penalty does not bear interest.
- D. Fees, penalties and interest shall be assessed and collected in the same manner as the tax is assessed and collected, and applied first to fees, penalties and interest, second to past due sales tax.
- E. The filing of an incomplete return, or the failure to remit all tax, shall be treated as the filing of no return.
- F. A penalty assessed under this section for the delinquent remittance of sales tax or failure to file a sales tax return may be waived by the Commission, upon written application of the remote seller or marketplace facilitator accompanied by a payment of all delinquent sales tax, interest and penalty otherwise owed by the remote seller or marketplace facilitator, within forty-five (45) calendar days after the date of delinquency. A remote seller or marketplace facilitator may not be granted more than one (1) waiver of penalty under this subsection in any one calendar year. The Commission shall report such waivers of penalty to the taxing jurisdiction, in writing.

05.11.170 – Repayment Plans

- A. The Commission may agree to enter into a repayment plan with a delinquent remote seller or marketplace facilitator. No repayment plan shall be valid unless agreed to by both parties in writing.
- B. A remote seller or marketplace facilitator shall not be eligible to enter into a repayment plan with the Commission if the remote seller or marketplace facilitator has defaulted on a repayment plan in the previous two (2) calendar years.
- C. The repayment plan shall include a secured promissory note that substantially complies

with the following terms:

- i. The remote seller or marketplace facilitator agrees to pay a minimum of ten percent (10%) down payment on the tax, interest and penalty amount due. The down payment shall be applied first to penalty, then to accumulated interest, and then to the tax owed.
 - ii. The remote seller or marketplace facilitator agrees to pay the balance of the tax, penalty and interest owed in monthly installments over a period not to exceed two (2) years.
 - iii. Interest at a rate of fifteen percent (15%) per annum shall accrue on the principal sum due. Interest shall not apply to penalties owed or to interest accrued at the time the repayment plan is executed or accruing during the term of the repayment plan.
 - iv. If the remote seller or marketplace facilitator is a corporation or a limited liability entity the remote seller or marketplace facilitator agrees to provide a personal guarantee of the obligations under the repayment plan.
 - v. The remote seller or marketplace facilitator agrees to pay all future tax bills in accordance with the provisions of this chapter.
 - vi. The remote seller or marketplace facilitator agrees to provide a security interest in the form of a sales tax lien for the entire unpaid balance of the promissory note to be recorded by the Commission at the time the repayment plan is signed. The remote seller or marketplace facilitator shall be responsible for the cost of recording the tax lien.
- D. If a remote seller or marketplace facilitator fails to pay two (2) or more payments as required by the repayment plan agreement, the remote seller or marketplace facilitator shall be in default and the entire amount owed at the time of default shall become immediately due. The Commission will send the remote seller or marketplace facilitator a notice of default. The Commission may immediately foreclose on the sales tax lien or take any other remedy available under the law.

05.11.180. – Remote Seller or Marketplace Facilitator Record Retention

Remote sellers or marketplace facilitators shall keep and preserve suitable records of all sales made and such other books or accounts as may be necessary to determine the amount of tax which the remote seller or marketplace facilitator is obliged to collect. Remote sellers or marketplace facilitators shall preserve suitable records of sales for a period of six (6) years from the date of the return reporting such sales, and shall preserve for a period of six (6) years all invoices of goods and merchandise purchased for resale, and all such other books, invoices and records as may be necessary to accurately determine the amount of taxes which the remote seller or marketplace facilitator was obliged to collect under this chapter.

05.11.190 – Cessation or Transfer of Business

- A. A remote seller or marketplace facilitator who sells, leases, conveys, forfeits, transfers or assigns the majority of their business interest, including a creditor or secured party, shall make a final sales tax return within thirty (30) days after the date of such conveyance.
- B. At least ten (10) business days before any such sale is completed, the remote seller or marketplace facilitator shall send to the Commission, by approved communication (email confirmation, certified first-class mail, postage prepaid) a notice that the remote

seller's or marketplace facilitator's interest is to be conveyed and shall include the name, address and telephone number of the person or entity to whom the interest is to be conveyed.

- C. Upon notice of sale and disclosure of buyer, the Commission shall be authorized to disclose the status of the remote seller's or marketplace facilitator's sales tax account to the named buyer or assignee.
- D. Upon receipt of notice of a sale or transfer, the Commission shall send the transferee a copy of this Code with this section highlighted.
- E. Neither the Commission's failure to give the notice nor the transferee's failure to receive the notice shall relieve the transferee of any obligations under this section.
- F. Following receipt of the notice, the Commission shall have sixty (60) days in which to perform a final sales tax audit and assess sales tax liability against the seller of the business. If the notice is not mailed at least ten (10) business days before the sale is completed, the Commission shall have twelve (12) months from the date of the completion of the sale or the Commission's knowledge of the completion of the sale within which to begin a final sales tax audit and assess sales tax liability against the seller of the business. The Commission may also initiate an estimated assessment if the requirements for such an assessment exist.
- G. A person acquiring any interest of a remote seller or marketplace facilitator in a business required to collect the tax under this chapter assumes the liability of the remote seller or marketplace facilitator for all taxes due the Commission, whether current or delinquent, whether known to the Commission or discovered later, and for all interest, penalties, costs and charges on such taxes.
- H. Before the effective date of the transfer, the transferee of a business shall obtain from the Commission an estimate of the delinquent sales tax, penalty and interest, if any, owed by the remote seller or marketplace facilitator as of the date of the transfer, and shall withhold that amount from the consideration payable for the transfer, until the remote seller or marketplace facilitator has produced a receipt from the Commission showing that all tax obligations imposed by this chapter have been paid. A transferee that fails to withhold the amount required under this subsection shall be liable to the Commission and taxing jurisdiction for the lesser of the amount of delinquent sales tax, penalty and interest due from the remote seller or marketplace facilitator as of the date of transfer, and the amount that the transferee was required to withhold.
- I. In this section, the term "transfer" includes the following:
 - 1. A change in voting control, or in more than fifty percent (50%) of the ownership interest in a remote seller or marketplace facilitator that is a corporation, limited liability company or partnership; or
 - 2. A sale of all or substantially all the assets used in the business of the remote seller or marketplace facilitator; or
 - 3. The initiation of a lease, management agreement or other arrangement under which another person becomes entitled to the remote seller's or marketplace facilitator's gross receipts from sales, rentals or services.
- J. Subsection H of this section shall not apply to any person who acquires their ownership interest in the ongoing business as a result of the foreclosure of a lien that has priority over the Commission's sales tax lien.
- K. Upon termination, dissolution or abandonment of a corporate business, any officer

having control or supervision of sales tax funds collected, or who is charged with responsibility for the filing of returns or the payment of sales tax funds collected, shall be personally liable for any unpaid taxes, interest, administrative costs and penalties on those taxes if such officer willfully fails to pay or cause to be paid any taxes due from the corporation. In addition, regardless of willfulness, each director of the corporation shall be jointly and severally liable for unpaid amounts. The officer shall be liable only for taxes collected which became due during the period he or she had the control, supervision, responsibility or duty to act for the corporation. This section does not relieve the corporation of other tax liabilities or otherwise impair other tax collection remedies afforded by law.

- L. A remote seller or marketplace facilitator who terminates the business without the benefit of a purchaser, successor or assign shall make a final tax return and settlement of tax obligations within thirty (30) days after such termination. If a final return and settlement are not received within thirty (30) days of the termination, the remote seller or marketplace facilitator shall pay a penalty of one hundred dollars (\$100), plus an additional penalty of twenty-five dollars (\$25) for each additional thirty- (30-) day period, or part of such a period, during which the final return and settlement have not been made, for a maximum of six (6) additional periods.

05.11.200 – Use of Information on Tax Returns

- A. Except as otherwise provided in this chapter, all returns, reports and information required to be filed with the Commission under this Code, and all information contained therein, shall be kept confidential and shall be subject to inspection only by:
 - 1. Employees and agents of the Commission and taxing jurisdiction whose job responsibilities are directly related to such returns, reports and information;
 - 2. The person supplying such returns, reports and information; and
 - 3. Persons authorized in writing by the person supplying such returns, reports and information.
- B. The Commission will release information described in subsection A of this section pursuant to subpoena, order of a court or administrative agency of competent jurisdiction, and where otherwise required by law to do so.
- C. Notwithstanding subsection A of this section, the following information is available for public inspection:
 - 1. The name and address of sellers;
 - 2. Whether a business is registered to collect taxes under this chapter;
 - 3. The name and address of businesses that are sixty (60) days or more delinquent in filing returns or in remitting sales tax, or both filing returns and remitting sales tax; and, if so delinquent, the amount of estimated sales tax due, and the number of returns not filed.
- D. The Commission may provide the public statistical information related to sales tax collections, provided that no information identifiable to a particular remote seller or marketplace facilitator is disclosed.
- E. Nothing contained in this section shall be construed to prohibit the delivery to a person, or their duly authorized representative, of a copy of any return or report filed by them, nor to prohibit the publication of statistics so classified as to prevent the identification of particular buyers, remote sellers, or marketplace facilitators, nor to prohibit the furnishing

of information on a reciprocal basis to other agencies or political subdivisions of the state or the United States concerned with the enforcement of tax laws.

- F. Nothing contained in this section shall be construed to prohibit the disclosure through enforcement action proceedings or by public inspection or publication of the name, estimated balance due, and current status of payments, and filings of any remote seller or marketplace facilitator or agent of any remote seller or marketplace facilitator required to collect sales taxes or file returns under this chapter, who fails to file any return and/or remit in full all sales taxes due within thirty (30) days after the required date for that business. Entry into any agreement whether pursuant to the provisions of this chapter or otherwise shall not act as any prohibition to disclosure of the records of that remote seller or marketplace facilitator as otherwise provided in this chapter.
- G. A prospective lessee or purchaser of any business or business interest may inquire as to the obligation or tax status of any business upon presenting to the Commission a release of tax information request signed by the authorized agent of the business.
- H. All returns referred to in this chapter, and all data taken therefrom, shall be kept secure from public inspection, and from all private inspection.

05.11.210 – Violations

- A. A remote seller or marketplace facilitator that fails to file a sales tax return or remit sales tax when due, in addition to any other liability imposed by this Code, shall pay to the Commission all costs incurred by the Commission to determine the amount of the remote seller's or marketplace facilitator's liability or to collect the sales tax, including, without limitation, reviewing and auditing the remote seller's or marketplace facilitator's business records, collection agency fees, and actual reasonable attorney's fees.
- B. A person who causes or permits a corporation of which the person is an officer or director, a limited liability company of which the person is a member or manager, or a partnership of which the person is a partner, to fail to collect sales tax or to remit sales tax to the Commission as required by this Code shall be liable to the Commission for the amount that should have been collected or remitted, plus any applicable interest and penalty.
- C. Notwithstanding any other provision of law, and whether or not the Commission initiates an audit or other tax collection procedure, the Commission may bring a declaratory judgment action against a remote seller or marketplace facilitator believed to meet the criteria to establish that the obligation to remit sales tax is applicable and valid under local, state and federal law. The action shall be brought in the judicial district of the taxing jurisdiction.
- D. The Commission may cause a sales tax lien to be filed and recorded against all real and personal property of a remote seller or marketplace facilitator where the remote seller or marketplace facilitator has:
 - 1. Failed to file sales tax returns for two (2) consecutive filing periods as required by the Code; or
 - 2. Failed within sixty (60) days of the end of the filing period from which taxes were due to either (a) remit all amounts due or (b) to enter into a secured payment agreement as provided in this Code.
 - 3. Prior to filing a sales tax lien, the Commission shall cause a written notice of intent to file to be mailed to the last known address of the delinquent remote seller or marketplace facilitator.

- E. In addition to other remedies discussed in this Code, the Commission may bring a civil action to:
 - 1. Enjoin a violation of this Code. On application for injunctive relief and a finding of a violation or threatened violation, the superior court shall enjoin the violation.
 - 2. Collect delinquent sales tax, penalty, interest and costs of collection, either before or after estimating the amount of sales tax due.
 - 3. Foreclose a recorded sales tax lien as provided by law.
- F. All remedies hereunder are cumulative and are in addition to those existing at law or equity.

05.11.220 – Penalties for Violations

- A. A buyer, remote seller, or marketplace facilitator who knowingly or negligently submits false information in a document filed with the Commission pursuant to this Code is subject to a penalty of five hundred dollars (\$500).
- B. A remote seller or marketplace facilitator who knowingly or negligently falsifies or conceals information related to its business activities with the Commission or taxing jurisdiction is subject to a penalty of five hundred dollars (\$500).
- C. A person who knowingly or negligently provides false information when applying for a certificate of exemption is subject to a penalty of five hundred dollars (\$500).
- D. Any remote seller or marketplace facilitator who fails to file a return by the due date required under this chapter, regardless of whether any taxes were due for the reporting period for which the return was required, shall be subject to a penalty of twenty-five dollars (\$25) for the first sales tax return not timely filed. The filing of an incomplete return shall be treated as the filing of no return.
- E. A remote seller or marketplace facilitator who fails or refuses to produce requested records or to allow inspection of their books and records shall pay to the Commission a penalty equal to three (3) times any deficiency found or estimated by the Commission with a minimum penalty of five hundred dollars (\$500).
- F. A remote seller or marketplace facilitator who falsifies or misrepresents any record filed with the Commission is guilty of an infraction and subject to a penalty of five hundred dollars (\$500) per record.
- G. Misuse of an exemption card is a violation and subject to a penalty of fifty dollars (\$50) per incident of misuse;
- H. Nothing in this chapter shall be construed as preventing the Commission from filing and maintaining an action at law to recover any taxes, penalties, interest and/or fees due from a remote seller or marketplace facilitator. The Commission may also recover attorney's fees in any action against a delinquent remote seller or marketplace facilitator.

05.11.230 –Sellers with a physical presence in the taxing jurisdiction.

- A. Sellers with a physical presence in a Taxing Jurisdiction and no remote or internet-based sales shall report, remit, and comply with standards, including audit authority, of the Taxing Jurisdiction.
- B. Sellers with a physical presence in a Taxing Jurisdiction that also have remote or internet-based sales where the Point of Delivery is in a different Taxing Jurisdictions shall (i)

report and remit the remote or internet sales to the Commission; and ii) report and remit the in-store sales to the Taxing Jurisdiction.

- C. Sellers with a physical presence in a Taxing Jurisdiction that also have remote or internet-based sales where the Point of Delivery is in the same Taxing Jurisdictions shall report and remit those remote sales to the Taxing Jurisdiction.
- D. Sellers and marketplace facilitators that do not have a physical presence in a Taxing Jurisdiction must report and remit all remote sales to the Commission.
- E. For all purchases the tax rate added to the sale price shall be as provided in the Taxing Jurisdiction's sales tax code, based on point of delivery.
- F. A marketplace facilitator is considered the remote seller for each sale facilitated through its marketplace and shall collect, report, and remit sales tax to the Commission. A marketplace facilitator is not considered to be the remote seller for each sale or rental of lodging facilitated through its marketplace, wherein the seller is considered to have a physical presence in the Taxing Jurisdiction.

05.11.240 – Remittance of Tax; Remote Seller Held Harmless.

- A. Any remote seller or marketplace facilitator that collects and remits sales tax to the Commission as provided by law may use an electronic database of state addresses that is certified by the Commission pursuant to subsection (C) of this section to determine the jurisdictions to which tax is owed.
- B. Any remote seller or marketplace facilitator that uses the data contained in an electronic database certified by the Commission pursuant to subsection (C) of this section to determine the jurisdictions to which tax is owed shall be held harmless for any tax, charge, or fee liability to any taxing jurisdiction that otherwise would be due solely as a result of an error or omission in the database.
- C. Any electronic database provider may apply to the Commission to be certified for use by remote sellers or marketplace facilitators pursuant to this section. Such certification shall be valid for three years. In order to be certified, an electronic database provider shall have a database that satisfies the following criteria:
 - 1. The database shall designate each address in the state, including, to the extent practicable, any multiple postal address applicable to one location and the taxing jurisdictions that have the authority to impose a tax on purchases made by purchasers at each address in the state.
 - 2. The information contained in the electronic database shall be updated as necessary and maintained in an accurate condition. In order to keep the database accurate, the database provider shall provide a convenient method for taxing jurisdictions that may be affected by the use of the database to inform the provider of apparent errors in the database. The provider shall have a process in place to promptly correct any errors brought to the provider's attention.

05.11.250 – Definitions

Adoption of definitions does not compel an individual municipality to exempt certain defined items. Each municipality should specifically adopt definitions necessary for consistency to implement both brick-and-mortar sales tax code and provisions related to remote sellers or marketplace facilitators. For definitions that have no applicability to brick-and-mortar sales tax code, municipality may choose either to include definitions in the definitional section of general sales tax ordinance or adopt the common definitions by reference.

“Buyer or purchaser” means a person to whom a sale of property or product is made or to whom a service is furnished.

“Commission” means the Alaska Intergovernmental Remote Sales Tax Commission established by Agreement between local government taxing jurisdictions within Alaska, and delegated tax collection authority.

“Delivered electronically” means delivered to the purchaser by means other than tangible storage media.

“Entity-based exemption” means an exemption based on who purchases the product or who sells the product. An exemption that is available to all individuals shall not be considered an entity-based exemption.

“Goods for resale” means:

- A. the sale of goods by a manufacturer, wholesaler or distributor to a retail vendor; sales to a wholesale or retail dealer who deals in the property sold, for the purpose of resale by the dealer.
- B. Sales of personal property as raw material to a person engaged in manufacturing components for sale, where the property sold is consumed in the manufacturing process of, or becomes an ingredient or component part of, a product manufactured for sale by the manufacturer.
- C. Sale of personal property as construction material to a licensed building contractor where the property sold becomes part of the permanent structure.

“Marketplace facilitator” means a person that contracts with remote sellers to facilitate for consideration, regardless of whether deducted as fees from the transaction, the sale of the remote seller’s property or services through a physical or electronic marketplace operated by the person, and engages:

- (a) Directly or indirectly, through one or more affiliated persons in any of the following:
 - (i) Transmitting or otherwise communicating the offer or acceptance between the buyer and remote seller;
 - (ii) Owning or operating the infrastructure, electronic or physical, or technology that brings buyers and remote sellers together;
 - (iii) Providing a virtual currency that buyers are allowed or required to use to purchase products from the remote seller; or
 - (iv) Software development or research and development activities related to any of the activities described in (b) of this subsection (3), if such activities are directly related to a

physical or electronic marketplace operated by the person or an affiliated person; and

(b) In any of the following activities with respect to the seller's products:

- (i) Payment processing services;
- (ii) Fulfillment or storage services;
- (iii) Listing products for sale;
- (iv) Setting prices;
- (v) Branding sales as those of the marketplace facilitator;
- (vi) Order taking;
- (vii) Advertising or promotion; or
- (viii) Providing customer service or accepting or assisting with returns or exchanges.

“Member” means a taxing jurisdiction that is a signatory of the Alaska Remote Sales Tax Intergovernmental Agreement, thereby members of the Commission, and who have adopted the Remote Seller Sales Tax Code.

“Monthly” means occurring once per calendar month.

“Nonprofit organization” means a business that has been granted tax-exempt status by the Internal Revenue Service (IRS); means an association, corporation, or other organization where no part of the net earnings of the organization inures to the benefit of any member, shareholder, or other individual, as certified by registration with the IRS.

“Person” means an individual, trust, estate, fiduciary, partnership, limited liability company, limited liability partnership, corporation, or any other legal entity.

“Physical presence” means a seller who establishes any one or more of the following within a local taxing jurisdiction:

1. Has any office, distribution or sales house, warehouse, storefront, or any other place of business within the boundaries of the local taxing jurisdiction;
2. Solicits business or receiving orders through any employee, agent, salesman, or other representative within the boundaries of the local taxing jurisdiction or engages in activities in this state that are significantly associated with the seller's ability to establish or maintain a market for its products in this state.
3. Provides services or holds inventory within the boundaries of the local taxing jurisdiction;
4. Rents or Leases property located within the boundaries of the local taxing jurisdiction.

A seller that establishes a physical presence within the local taxing jurisdiction in any calendar year will be deemed to have a physical presence within the local taxing jurisdiction for the following calendar year.

“Point of delivery” means the location at which property or a product is delivered or service rendered.

- A. When the product is not received or paid for by the purchaser at a business location of a remote seller in a Taxing Jurisdiction, the sale is considered delivered to the location where receipt by the purchaser (or the purchaser's recipient, designated as such by the

purchaser) occurs, including the location indicated by instructions for delivery as supplied by the purchaser (or recipient) and as known to the seller.

- B. When the product is received or paid for by a purchaser who is physically present at a business location of a Remote Seller in a Taxing Jurisdiction the sale is considered to have been made in the Taxing Jurisdiction where the purchaser is present even if delivery of the product takes place in another Taxing Jurisdiction. Such sales are reported and tax remitted directly to the Taxing Jurisdiction not to the Commission.
- C. For products transferred electronically, or other sales where the remote seller or marketplace facilitator lacks a delivery address for the purchaser, the remote seller or marketplace facilitator shall consider the point of delivery the sale to the billing address of the buyer.

“Product-based exemptions” means an exemption based on the description of the product and not based on who purchases the product or how the purchaser intends to use the product.

“Property” and **“product”** means both tangible property, an item that can be seen, weighed, measured, felt, or touched, or that is in any other manner perceptible to the senses; and intangible property, anything that is not physical in nature (i.e.; intellectual property, brand recognition, goodwill, trade, copyright and patents).

“Quarter” means trimonthly periods of a calendar year; January-March, April-June, July-September, and October-December.

“Receive or receipt” means

- A. Taking possession of property;
- B. Making first use of services;
- C. Taking possession or making first use of digital goods, whichever comes first.

The terms “receive” and “receipt” do not include temporary possession by a shipping company on behalf of the purchaser.

“Remote sales” means sales of goods or services by a remote seller or marketplace facilitator.

“Remote seller” means a seller or marketplace facilitator making sales of goods or services delivered within the State of Alaska, without having a physical presence in a taxing jurisdiction, or conducting business between taxing jurisdictions, when sales are made by internet, mail order, phone or other remote means. A marketplace facilitator shall be considered the remote seller for each sale facilitated through its marketplace.

“Resale of services” means sales of intermediate services to a business the charge for which will be passed directly by that business to a specific buyer.

“Sale” or “retail sale” means any transfer of property for consideration for any purpose other than for resale.

“Sales or purchase price” means the total amount of consideration, including cash, credit,

property, products, and services, for which property, products, or services are sold, leased, or rented, valued in money, whether received in money or otherwise, without any deduction for the following:

- A. The seller's cost of the property or product sold;
- B. The cost of materials used, labor or service cost, interest, losses, all costs of transportation to the seller, all taxes imposed on the seller, and any other expense of the seller;
- C. Charges by the seller for any services necessary to complete the sale, other than delivery and installation charges;
- D. Delivery charges;
- E. Installation charges; and
- F. Credit for any trade-in, as determined by state law.

"Seller" means a person making sales of property, products, or services, or a marketplace facilitator facilitating sales on behalf of a seller.

"Services" means all services of every manner and description, which are performed or furnished for compensation, and delivered electronically or otherwise outside the taxing jurisdiction (but excluding any that are rendered physically within the taxing jurisdiction, including but not limited to:

- A. Professional services;
- B. Services in which a sale of property or product may be involved, including property or products made to order;
- C. Utilities and utility services not constituting a sale of property or products, including but not limited to sewer, water, solid waste collection or disposal, electrical, telephone services and repair, natural gas, cable or satellite television, and Internet services;
- D. The sale of transportation services;
- E. Services rendered for compensation by any person who furnishes any such services in the course of his trade, business, or occupation, including all services rendered for commission;
- F. Advertising, maintenance, recreation, amusement, and craftsman services.

"Tax cap" means a maximum taxable transaction.

"Taxing jurisdiction" means a local government in Alaska that has a sales tax and is a member of the Alaska Remote Sellers Sales Tax Commission.

"Transferred electronically" means obtained by the purchaser by means other than tangible storage media.

05.11.260. – Supplemental Definitions.

The Commission shall promulgate Supplemental Definitions that are incorporated into this Remote Seller Sales Tax Code. Supplemental Definitions are available at www.arsstc.org. Provisions of the Supplemental Definitions that are amended, deleted, or added prior to or after

the effective date of the latest amendment to this chapter shall be applicable for purposes of this chapter on the effective date provided for such amendments, deletions, or additions, including retroactive provisions.

**CITY & BOROUGH OF WRANGELL, ALASKA
BOROUGH ASSEMBLY PUBLIC HEARING AGENDA STATEMENT**

<u>AGENDA ITEM TITLE:</u>	<u>DATE:</u>	February 25, 2020
	<u>Agenda Section</u>	11

ORDINANCE No 975 OF THE ASSEMBLY OF THE CITY AND BOROUGH OF WRANGELL, ALASKA, REPEALING SECTION 14.11.005, FEE SCHEDULE, IN ITS ENTIRETY AND ESTABLISHING A NEW PROCESS FOR FEES IN CHAPTER 14.11 HARBOR AND PORT FACILITIES OF THE WRANGELL MUNICIPAL CODE

SUBMITTED BY:

Greg Meissner, Harbormaster
Kim Lane, Borough Clerk

FISCAL NOTE:

Expenditure Required: \$XXX Total

FY 20: \$	FY 21: \$	FY22: \$
-----------	-----------	----------

Amount Budgeted:

	FY20 \$XXX
--	------------

Account Number(s):

	XXXXX XXX XXXX
--	----------------

Account Name(s):

	Enter Text Here
--	-----------------

Unencumbered Balance(s) (prior to expenditure):

	\$XXX
--	-------

Reviews/Approvals/Recommendations

<input checked="" type="checkbox"/>	Port Commission
Name(s)	
Name(s)	
<input type="checkbox"/>	Attorney
<input type="checkbox"/>	Insurance

ATTACHMENTS: 1. Proposed Ord 975 2. Current WMC Section 14.11.005.

MAYOR PROCEDURE: Declare the Public Hearing open. The Mayor shall ask if there is any administrative report on the Public Hearing Item. Persons who signed up to talk on this item shall be called to the podium.

Once all persons have been heard, declare the Public Hearing closed and entertain a motion.

RECOMMENDATION MOTION AFTER PUBLIC HEARING IS CLOSED:

Move to approve Ordinance No. 975.

SUMMARY STATEMENT:

The Assembly approved First Reading of this ordinance on February 11th. It is now back for second reading and public hearing.

The Harbor Department has a large fee section. Recently the Commission and Staff have been looking to make changes to the rates in that section. We are in the process of adding new fees and changing existing rates and those will need to come to the Assembly for approval. One issue is that we visit different parts of the rates depending on what issue we are dealing with and this results in too many changes to the code and repeat meetings with the Assembly.

By removing the actual fee table from the WMC, the Assembly will have the ability to amend the fee schedule from time to time, by Resolution. This will save money in codification fees, but the process is not reduced at all. The fee resolution will have a public hearing and action before the Port Commission, and a public hearing and action by the Assembly. This provides multiple opportunities for the public to participate in the process.

This is the same action that was taken by the Assembly for the Parks and Recreation, and Public Works Departments.

The Resolution to approve the fee schedule is included in this meetings packet.

CITY AND BOROUGH OF WRANGELL, ALASKA
ORDINANCE NO. 975

AN ORDINANCE OF THE ASSEMBLY OF THE CITY AND BOROUGH OF WRANGELL, ALASKA, REPEALING SECTION 14.11.005, FEE SCHEDULE, IN ITS ENTIRETY AND ESTABLISHING A NEW PROCESS FOR FEES IN CHAPTER 14.11 HARBOR AND PORT FACILITIES, AND AMENDING SECTION 14.11.020, PUBLIC HEARING, OF THE WRANGELL MUNICIPAL CODE

BE IT ORDAINED BY THE ASSEMBLY OF THE CITY AND BOROUGH OF WRANGELL, ALASKA:

[The changes to the existing code are shown as follows: the words that are underlined are to be added and the words that are bolded and in brackets are to be deleted.]

SEC. 1. Action. The purpose of this ordinance is to amend Section 14.11.010 of the Wrangell Municipal Code to authorize the Assembly to establish fees by resolution for the Harbor and Port Facilities.

SEC. 2. Repeal & Reenactment. Section 14.11.005 of the Wrangell Municipal Code is hereby repealed in its entirety and reenacted as follows:

14.11.005 Fee schedule.

The assembly shall, by resolution, establish fees for the Harbor and Port Facilities. A public hearing of the assembly shall be required on the resolution that establishes such fees.

SEC. 3. Amendment. Section 14.11.020 Public hearing, of the Wrangell Municipal Code is amended to read as follows:

14.11.020 Public hearing.

A. The port commission, subject to approval by the borough assembly, shall fix the rates, charges and classifications to be charged for the use of any and all harbor, port, terminal or transportation facilities constructed on property under its jurisdiction, including charges assessed against vessels, their owners, agents or operators for use of facilities and services within areas of the commission's jurisdiction; charges for berthage while loading or discharging passengers or cargo; charges for

administrative expense in serving users; charges for freight-handling operations; moorage, wharfage, handling, loading, unloading, services provided; and wharf demurrage rates.

B. Such rates, charges and classifications shall be just and reasonable and shall be established and modified at a public hearing conducted by the port commission. Notice specifying the time and place of hearing shall be at given by at least one publication in a newspaper of general circulation in the borough at least ~~[15]~~10 days prior to the hearing.

C. At the hearing, all persons affected by or interested in the matters to be heard may be present and may be represented by counsel. At the conclusion of the hearing, the parties interested may make such arguments before the port commission either in person or by an attorney regarding the matter at issue, and thereafter the port commission shall proceed to prepare a schedule of rates to be submitted to the borough assembly at its next regular meeting.

D. The borough assembly may adopt the port commission's proposed schedule of rates by ~~[ordinance]~~resolution with a public hearing being held before adoption at the same meeting, but the date upon which the rates fixed or regulated go into effect may not be less than 10 days after its passage and approval.

SEC. 4. Severability. If any provision of this ordinance, or any application thereof to any person or circumstances is held invalid, the remainder of this ordinance and the application to all other persons or circumstances shall not be affected thereby.

SEC. 5. Classification. This ordinance is of a permanent nature and shall be codified in the Wrangell Municipal Code.

SEC. 5. Effective Date. This ordinance shall be effective upon adoption.

PASSED IN FIRST READING: February 11, 2020

PASSED IN SECOND READING: February 25, 2020

Stephen Prysunka, Mayor

ATTEST: _____

Kim Lane, Borough Clerk

CITY & BOROUGH OF WRANGELL, ALASKA BOROUGH ASSEMBLY AGENDA STATEMENT

<u>AGENDA ITEM TITLE:</u>	<u>DATE:</u>	February 25, 2020
	<u>Agenda Section</u>	13

RESOLUTION No. 02-20-1512 OF THE ASSEMBLY OF THE CITY AND BOROUGH OF WRANGELL, ALASKA ESTABLISHING THE FEE SCHEDULE FOR HARBOR AND PORT FACILITIES

SUBMITTED BY:

Greg Meissner, Port Harbormaster

FISCAL NOTE:

Expenditure Required: \$XXX Total

FY 19: \$	FY 20: \$	FY21: \$
-----------	-----------	----------

Amount Budgeted:

FY19 \$XXX	
------------	--

Account Number(s):

XXXXXX XXX XXXX	
-----------------	--

Account Name(s):

Enter Text Here	
-----------------	--

Unencumbered Balance(s) (prior to expenditure):

\$XXX	
-------	--

Reviews/Approvals/Recommendations

<input checked="" type="checkbox"/>	Port Commission
Name(s)	
Name(s)	
<input type="checkbox"/>	Attorney
<input type="checkbox"/>	Insurance

ATTACHMENTS: 1. Res No 02-20-1512 2. Fee Schedule.

RECOMMENDATION MOTION:

Move to Approve Resolution No. 02-20-1512.

SUMMARY STATEMENT:

With the adoption of Ordinance No 975, a Resolution is required to set the Harbor and Port Facilities fee schedule. This resolution does that. Attached to this Resolution is the Fee Schedule.

There are no changes to the Harbor and Port Facilities fee schedule. This Resolution simply adopts the fee schedule that was previously in the code for the Harbor and Port Facilities.

If the Port Commission proposes a change to the fee schedule, they will need to hold a Public Hearing before taking that action. Once they have done this, the Assembly will hold a Public Hearing before taking action to revise the fee schedule.

**City and Borough of Wrangell
Harbor and Port Facilities
Fee Schedule**

Item a.

Approved by Resolution No. 02-20-1512

DESCRIPTION	USE	FEE
A. Transient Moorage - WMC 14.05.010		
Daily - Prepaid	0 - 30 feet	\$.48 / foot
	31 - 55 feet	\$.58 / foot
	56 - 100 feet	\$.68 / foot
	101 feet and up	\$1.06 / foot
Daily - Invoiced	Two times the daily prepaid	
Monthly	0 - 30 feet	\$4.24 / foot
	31 - 55 feet	\$4.77 / foot
	56 - 100 feet	\$5.30 / foot
	101 feet and up	\$6.36 / foot
Designated bow tie skiff zone	\$35.00 flat fee per month	
Annual	Same as reserved moorage	
B. Reserved Moorage - WMC 14.05.015		
Wait List Deposit	\$50.00 each	
Annual	0 - 30 feet	\$29.71 / foot
	31 - 55 feet	\$35.02 / foot
	56 feet and up	\$40.33 / foot
C. Customer Service Moorage - WMC 14.05.020		
Wait List Deposit	\$50.00 each	
Annual	1.5 times the annual rate	
D. Electric Utility Service - WMC 14.07.045		
Daily	20 amp 120 v	\$5.00 / day
	30 amp 120 v	\$8.00 / day
	50 amp single phase	\$10.00 / day
	50 amp 3 phase	\$30.00 / day
	100 amp 3 phase	\$50.00 / day
E. Outside Dock Face Moorage – WMC 14.07.005(C)		
	00 – 99 feet	\$1.05 / foot
	100 – 199 feet	\$1.36 / foot
	200 – 299 feet	\$1.52 / foot
	300 – 499 feet	\$1.74 / foot
	500 – 599 feet	\$2.05 / foot
	600 feet and up	\$2.33 / foot

**City and Borough of Wrangell
Harbor and Port Facilities
Fee Schedule**

Item a.

Approved by Resolution No. 02-20-1512

DESCRIPTION	USE	FEE
	00 – 99 feet	\$1.05 / foot
	100 – 199 feet	\$1.36 / foot
	200 – 299 feet	\$1.52 / foot
	300 – 499 feet	\$1.74 / foot
	500 – 599 feet	\$2.05 / foot
	600 feet and up	\$2.33 / foot
G. Barge Ramp Facility Moorage/Mill Dock/Borough Dock – WMC 14.07.005(C)		
	Daily (\$500.00 minimum)	\$2.00 / lineal foot
	Beach landing (\$25.00 minimum)	\$0.10 / lineal foot
	Call outs and overtime will be charged at actual employee costs	
H. Net Gear Work on Dock - WMC 14.07.005(D)		
	First two rental periods	\$25.00
	Each additional rental period	\$20.00
I. Wharfage - WMC 14.07.010(C)		
General cargo	\$2.50 / ton	
Vehicles	\$2.50 / ton	
Explosives	\$6.25 / ton	
Lumber	\$1.00 / thousand milled board feet	
Empty containers	\$3.75 each	
Sand and Gravel	500 tons	\$1.00 / ton
Sand and Gravel	501 – 1,500 tons	\$500.00 + \$0.20 / ton for each ton over 500
Sand and Gravel	1,500 + tons	\$800.00 + \$0.05 / ton for each ton over 1,500
J. Storage - WMC 14.07.020(B)		
Outside storage (\$6.25 minimum)	\$0.33 / square foot monthly	
Inside storage	\$0.55 / square foot monthly	
Floating log storage	\$0.10 / thousand milled board feet monthly	
Vending storage	50% of covered vendor storage rate	
K. Gridiron - WMC 14.07.025(B)		
Daily (after first two rental periods)	\$1.00 / foot	

**City and Borough of Wrangell
Harbor and Port Facilities
Fee Schedule**

Item a.

Approved by Resolution No. 02-20-1512

DESCRIPTION	USE	FEE
L. Launch Ramp - WMC 14.07.030		
Daily Fee	\$10.00 per launch	
Annual Permit	\$25.00 per calendar year if the person has a stall for a boat other than the one being launched.	
	\$50.00 per calendar year if the person does not have a stall.	
	If the boat being launched has a stall, there is no fee assessed.	
M. Parking - WMC 14.07.035		
	No charge	\$0.00
N. Services of the Harbormaster - WMC 14.07.040		
Replace mooring lines	\$10.00 + cost of line	
Skiff rental with personnel	\$150.00 per hour (1 hour minimum)	
Pumping	\$25.00 + labor	
Labor	Labor costs will be the actual costs of the employee. They will include wages and employee costs. Overtime and callout rates may also apply.	
Raising of boats	\$150.00 + cost of materials and professional services	
O. For rates, see WMC 15.04.640, Monthly Water Rates, Class B - Commercial and Industrial - Flat Rates		
P. Hoists - WMC 14.07.055		
Hourly (billed in 6-minute increments)	\$10.00 / hour	
6-minute minimum	\$1.00	
Resident access card (original issue)	\$10.00	
Transient access card (original issue)	\$20.00	
Replacement access card (lost or damaged)	\$20.00	
Access card refund	1/2 original fee	
Q. Work Float - WMC 14.07.060		
Trespass fee	\$50.00 / rental period	
R. Gear Float - WMC 14.07.065		
Trespass fee	\$100.00 / rental period	
S. Vendor Shelter - WMC 14.07.070		
Annual reserved	12 times the reserved season rate	
Reserved for entire season	\$77.81 / month	
Month to month	\$90.31 / month	
Day to day	\$18.06 / month	

**City and Borough of Wrangell
Harbor and Port Facilities
Fee Schedule**

Item a.

Approved by Resolution No. 02-20-1512

DESCRIPTION	USE	FEE
T. Seaplane Float - WMC 14.07.085		
Daily		\$5.00
Monthly		\$100.00
Annual reserved		\$420.00
U. Impoundment Storage - WMC 14.13.025		
	Minimum of \$50.00 per month	\$0.01 / sq. ft per day
V. Impoundment Fee - WMC 14.13.025		
This fee is in addition to other related costs		\$100.00
W. Transient Moorage at Summer Floats		
	0 - 80 feet	\$0.65 / foot / day
	81 fee and up	\$0.95 / foot / day
X. Moorage for Mill Dock and Back Side of Borough Dock Monthly Dock Rates		
	0 - 80 feet	\$4.00 / foot / month
	81 fee and up	\$5.00 / foot / month
Y. Travel and Adventure Services		
Transportation vehicles		\$50.00 / monthly
10 by 10 space		\$20.00 / monthly
Passenger vessels - motorized		
Daily		\$10.00 / departure
Monthly		\$2.00 / foot per month
Annual		\$400.00
Passenger vessels - nonmotorized		
Water vessel		\$1.00 / launch
Land vehicle		\$0.50 / rental
Z. Port Development Fees		
	120 - 499	\$1.47 / foot
	500 and up	\$2.33 / foot
AA. Lightering Fee		
	40% of applicable dockage fees and port development fees, combined	

**City and Borough of Wrangell
Harbor and Port Facilities
Fee Schedule**

Item a.

Approved by Resolution No. 02-20-1512

DESCRIPTION	USE	FEE	
BB. Marine Service Center Fees			
Round trip lift fees	0 - 40 feet	\$12.84 / foot	
	41 - 58 feet	\$14.00 / foot	
	59 - 75 feet	\$15.18 / foot	
	76 - 90 feet	\$17.51 / foot	
	91 - 120 feet	\$19.84 / foot	
	121 - 140 feet	\$22.63 / foot	
	141 feet and up	\$24.51 / foot	
	Boat lift minimum	150 - ton	\$350.20 / hour
		300 - ton	\$583.66 / hour
	Work area storage	\$0.58 / sq. st. / month	
		After 12 consecutive months, long-term storage rate doubles	
	Cancellation	\$330.00	
	Inspection hoist		
	Up to 2 hours of hoist time	60% of round trip	
	After first 2 hours of hoist time	150 - ton	\$82.50 / 15 minutes
300 - ton		\$137.50 / 15 minutes	
Pressure Washer	\$200 / foot		
Electrical	Refer to subsection (D) of this section		
Environmental fee	\$15.00 per haulout or per month		
Hydraulic trailer fee			
Rount trip	\$10.46 per foot		
	Half of round trip		
	\$247.50		
Off-site transport fee	Round trip or one-way fee plus travel time at \$350.00 per hour with a one-hour minimum.		
	\$100.00		
CC. Port Security Personnel			
Cruise Ship Security Fee	\$25.00 per hour for a security person at the dock while a cruise ship is moored to the CBW dock.		
DD. Meyer's Chuck Moorage			
Transient Moorage - WMC 14.05.010			
	Daily - Prepaid	\$0.20 / foot	
	Daily - Invoiced	Two times the daily prepaid rate	
	Monthly	\$1.75 / foot	
Reserved Moorage - WMC 14.05.015			
	Annual	\$12.00 / foot	

CITY AND BOROUGH OF WRANGELL, ALASKA

RESOLUTION No. 02-20-1512

A RESOLUTION OF THE ASSEMBLY OF THE CITY AND BOROUGH OF
WRANGELL, ALASKA ESTABLISHING THE FEE SCHEDULE FOR
HARBOR AND PORT FACILITIES

WHEREAS, Ordinance No. 971 was passed removing fees from the Wrangell Municipal Code for Harbor and Port Facilities, and providing for the fees to be established by resolution; and

WHEREAS, the fees for Harbor and Port Facilities must now be established by resolution; and

WHEREAS, the current fee structure of Harbor and Port Facilities remains unchanged; and

WHEREAS, any future proposed fee changes will require public hearings and action by both the Port & Harbor Commission and the Assembly.

NOW, THEREFORE, BE IT RESOLVED BY THE ASSEMBLY OF THE CITY AND BOROUGH OF WRANGELL, ALASKA, THAT:

Section 1. The attached schedule of fees shall govern the fee schedule for the Harbor and Port Facilities.

Section 2. The attached Exhibit "A" includes the fees for Harbor and Port Facilities for the Harbor and Port Facilities Department.

Section 3. This resolution shall become effective upon approval.

PASSED AND APPROVED BY THE ASSEMBLY OF THE CITY & BOROUGH OF WRANGELL, ALASKA THIS 25th DAY OF FEBRUARY 2020.

CITY & BOROUGH OF WRANGELL

Stephen Prysunka, Mayor

ATTEST: _____
Kim Lane, Borough Clerk

CITY & BOROUGH OF WRANGELL, ALASKA BOROUGH ASSEMBLY AGENDA STATEMENT

<u>AGENDA ITEM TITLE:</u>	<u>DATE:</u>	February 25, 2020
	<u>Agenda Section</u>	13

RESOLUTION No 02-20-1513 OF THE ASSEMBLY OF THE CITY AND BOROUGH OF WRANGELL, ALASKA ESTABLISHING REPLACEMENT OF THE PUBLIC SAFETY BUILDING AS THE BOROUGH'S NUMBER ONE CAPITAL PRIORITY

SUBMITTED BY:

Lisa Von Bargaen, Borough Manager

FISCAL NOTE:

Expenditure Required: \$XXX Total

FY 20: \$	FY 21: \$	FY22: \$
-----------	-----------	----------

Amount Budgeted:

	FY20 \$XXX
--	------------

Account Number(s):

	XXXXXX XXX XXXX
--	-----------------

Account Name(s):

	Enter Text Here
--	-----------------

Unencumbered Balance(s) (prior to expenditure):

	\$XXX
--	-------

Reviews/Approvals/Recommendations

<input type="checkbox"/>	Commission, Board or Committee
--------------------------	--------------------------------

	Name(s)
--	---------

	Name(s)
--	---------

<input type="checkbox"/>	Attorney
--------------------------	----------

<input type="checkbox"/>	Insurance
--------------------------	-----------

ATTACHMENTS: 1. Resolution 02-20-1513

RECOMMENDATION MOTION:

Move to Approve Resolution 02-20-1513.

SUMMARY STATEMENT:

While in Juneau this past week the Mayor and Manager met with Representative Ortiz and staff for Senator Stedman. We informed both groups about the very serious situation with the condition of the Public Safety Building. There is very little likelihood of capital appropriations, but the Wrangell

Public Safety Building is critical facility for, not only for our community, but also for essential state services. The Court System is in the building. The jail, for which we have a contract with the state to provide services, is also in the building. The DMV, for which we also have a contract with the state to provide services, is in the building. Dispatch provides services not only to Wrangell Police, but also to the “Brown Shirt” State Trooper and the USFS law enforcement officer. These operations are critical services provided by the State. This is in addition to the critical life and health safety services provided by the Wrangell Police Department and the Wrangell Fire Department. Then Customs and Border Protection is also in the building.

We were told very specifically if there would be any chance of funding, the Public Safety Building project would need to be officially designated as the Borough’s top capital project priority. Upon confirmation of this Representative Ortiz’s staff will amend the Borough list of projects in CAPSIS to reflect this change.

The Borough also needs to provide project scope and summary, along with a legitimate engineer’s estimate. This needs to be accomplished as soon as possible. For this reason this resolution is being brought to the Assembly to establish the project at the Borough’s top capital project priority.

CITY AND BOROUGH OF WRANGELL, ALASKA

RESOLUTION No. 02-20-1513

A RESOLUTION OF THE ASSEMBLY OF THE CITY AND BOROUGH OF WRANGELL, ALASKA ESTABLISHING REPLACEMENT OF THE PUBLIC SAFETY BUILDING AS THE BOROUGH'S NUMBER ONE CAPITAL PRIORITY

WHEREAS, the Wrangell Public Safety Building is 38 year old and has experienced water intrusion issues for much of its life; and

WHEREAS, structural deficiencies were identified last year and the Borough has been working on an improvement project to fix the deficiencies; and

WHEREAS, a recent sprinkler release in the Wrangell Public Safety Building led to the discovery of previously unknown conditions within the building, including water damage and mold growth; and

WHEREAS, the structural integrity of the building is compromised including both the north and south wall of the building; and

WHEREAS, water intrusion is rampant throughout the building evidenced by water running down several interior walls; and

WHEREAS, the Borough is in the process of conducting an engineering evaluation to determine the full integrity of the building including structural, mechanical, and electrical; and

WHEREAS, the Borough is concerned the cost to salvage the building may equal or exceed the cost of new construction; and

WHEREAS, the Wrangell Public Safety Building is home to several services critical to State operations, including the Alaska Court System, the Community Jail, the Department of Motor Vehicles and Public Safety Dispatch; and

WHEREAS, the Wrangell Public Safety Building is home to the Wrangell Police Department and the Wrangell Volunteer Fire Department; and

WHEREAS, the Wrangell Public Safety Building is home to federal Customs & Border Protection; and

WHEREAS, these are all local, state and federal services critical to health and public safety in Wrangell in need of facilities in which to operate safely.

NOW, THEREFORE, BE IT RESOLVED BY THE ASSEMBLY OF THE CITY AND BOROUGH OF WRANGELL, ALASKA, THAT:

THE PUBLIC SAFETY BUILDING REPLACEMENT IS ESTABLISHED AS THE BOROUGH'S NUMBER ONE CAPITAL PROJECT PRIORITY.

PASSED AND APPROVED BY THE ASSEMBLY OF THE CITY & BOROUGH OF WRANGELL, ALASKA THIS 25th DAY OF FEBRUARY 2020.

CITY & BOROUGH OF WRANGELL

Stephen Prysunka, Mayor

ATTEST: _____
Kim Lane, MMC, Borough Clerk

CITY & BOROUGH OF WRANGELL, ALASKA BOROUGH ASSEMBLY AGENDA STATEMENT

<u>AGENDA ITEM TITLE:</u>	<u>DATE:</u>	February 25, 2020
	<u>Agenda Section</u>	13

Approval of Amendment Six of the Wrangell Marine Service Center Lease Lot 3, Increasing the Lease Area from 3,600 SF to 4,240 SF, as requested by Tyler Thompson

SUBMITTED BY:

Greg Meissner, Harbormaster

FISCAL NOTE:

Expenditure Required: \$XXX Total

FY 20: \$	FY 21: \$	FY22: \$
-----------	-----------	----------

Amount Budgeted:

	FY20 \$XXX
--	------------

Account Number(s):

	XXXXX XXX XXXX
--	----------------

Account Name(s):

	Enter Text Here
--	-----------------

Unencumbered Balance(s) (prior to expenditure):

	\$XXX
--	-------

Reviews/Approvals/Recommendations

X	Port Commission
Name(s)	
Name(s)	
<input type="checkbox"/>	Attorney
<input type="checkbox"/>	Insurance

ATTACHMENTS: 1. Amendment Six to the Original Lease Agreement. 2. Port Commission memo. 3. Mr. Thompson's request 4. Aerial view of yard map

RECOMMENDATION MOTION

Move to Approve Amendment Six of the Wrangell Marine Service Center Lease Lot 3, increasing the Lease Area from 3,600 square feet to 4,240 square feet, as requested by Tyler Thompson.

SUMMARY STATEMENT:

Tyler Thompson has held a lease in the Marine Service Center since January 2010, and has been and continues to be a huge asset to the boatyard and the City of Wrangell. He has made improvements to his business and lease area over the years and now wishes to construct a

building where two containers now sit. This will be a huge asset to his business making it more functional and will clean up that area adjacent to the entrance.

To keep his much needed clear working space and because of building code requirements the building will be a little bit wider than the vans that are there now. This is why he is requesting three additional feet to the south. At the same time it was discovered that the eight-foot strip of land between his lot and the fence along Front Street is not needed by the Electrical Department as originally thought. This is a great space for Mr. Thompson to store items out of the way of traffic and is why he is requesting it also be added to his lot. It will increase his lease area from 3,600 square feet to 4,240 square feet. Mr. Thompson is currently paying \$0.08 per square foot. This will increase the monthly lease payment from \$288 to \$339.20.

The Harbor Department has looked at Mr. Thompson's request, and he has talked to both the Electrical and Fire Departments and have determined that it will not disrupt any access or yard operations.

The Harbor Department recommends approving Mr. Thompson's request. The Port Commission took action on February 6th and approved a recommendation to the Assembly to increase the lease area.

Administration recognizes the Assembly is still waiting on Strategic Plan information and a new lease rate analysis from the Harbor Department. That work is in progress. In the meantime, Administration did not want to delay this development opportunity so it has been brought to the Assembly for consideration.

On another note, Administration recognizes the Borough's lease documents are in need of serious revision. We will endeavor to work with the Attorney in the coming months to improve these documents.

Sixth Amendment to Wrangell Marine Service Center (WMSC)
Facility Lease Agreement

This Sixth Amendment made and entered into as of February _____, 2020 by and among:

Tyler Thompson, P.O. Box 2004, Wrangell, Alaska 99929, and the City and Borough of Wrangell, Alaska, P.O. Box 531, Wrangell, Alaska 99929.

Now therefore, both parties agree as follows:

- A. Tyler Thompson entered into an original WMSC Facility Lease Agreement, dated January 21, 2010 with the City & Borough of Wrangell;
- B. The Borough Assembly granted modifications on March 1, 2010, May 26, 2010, and April 24, 2012, to boat yard lease as follows, and further granted modifications as of February 11, 2014 as follows:

Yard Lot 3 – originally 60 x 60 = 3,600 square feet; Revision No. 1 on: 3/1/2010 to 30 x 50 = 1,500 square feet; Revision No. 2 on: 5/25/2010 to 36 x 50 = 1,800; Revision No. 3 on: 4/24/2012 to 47 x 50 = 2,350 square feet; **this revision No. 4 on: February 11, 2014 to 50 x 72 = 3,600 square feet.**
- C. Original agreement is revised to reflect change in square footage as listed in item #B.
- D. Tyler Thompson chose to renew the lease for an additional five (5) years, as allowed in the original Lease Agreement.
- E. The new lease expiration is December 21, 2020.
- F. **Amendment six modifies Section 3 “Leased Property” in the original lease agreement by increasing the lot size from 3,600 square feet to 4,240 square feet.**

Amendment six also modifies Section 4 “Conditions of Leasing” in the original lease agreement by increasing the lease amount from \$288.00 per month (3600 x .08) to \$339.20 per month (4240 x .08).

Tyler Thompson, Lessee

Date

Greg Meissner, Harbormaster
City and Borough of Wrangell

Date

Attest: _____
Kim Lane, Borough Clerk

Date: _____

(Sixth Amendment approved at the February 25, 2020 Regular Assembly meeting)

MEMORANDUM

**TO: KIM LANE, BOROUGH CLERK
HONORABLE MAYOR AND MEMBERS OF THE ASSEMBLY
CITY AND BOROUGH OF WRANGELL**

**FROM: KATHLEEN EASTERLY
PORT COMMISSION SECRETARY**

**SUBJECT: TYLER THOMPSON REQUEST FOR THE INCREASE OF LEASE LOT 3
MARINE SERVICE CENTER BY AN ADDITIONAL 640 SF.**

DATE: February 14, 2020

The Port Commission, at their rescheduled regular meeting of February 6th, 2020 approved the Tyler Thompson request for the Lease Lot 3 Marine Service Center size increase of an additional 640 sf. The motion passed unanimously.

Harbor@Wrangell.com

From: Wrangell Machine <wrangellmachine@gmail.com>
Sent: Tuesday, January 28, 2020 7:25 AM
To: Greg Meisner; Greg Meisner
Subject: Request for lease expansion

Greg, and Harbor commission,

I'm requesting this lease expansion to allow me to build a permanent shop building overtop my temporary container shop. This will allow me to construct the permanent shop while continuing to provide machine shop service.

Tyler Thompson

--

Tyler Thompson
Wrangell Machine
360.774.2980

