PLANNING COMMISSION AGENDA

October 08, 2025 at 6:00 PM

Wilsonville City Hall & Remote Video Conferencing

PARTICIPANTS MAY ATTEND THE MEETING AT:
City Hall, 29799 SW Town Center Loop East, Wilsonville, Oregon
YouTube: https://youtube.com/c/CityofWilsonvilleOR
Zoom: https://us02web.zoom.us/j/87239032604

TO PROVIDE PUBLIC TESTIMONY:
Individuals may submit a testimony card online:
https://www.wilsonvilleoregon.gov/PC-SpeakerCard
or via email to Dan Pauly: Pauly@wilsonvilleoregon.gov, 503-570-1536
by 2:00 PM on the date of the meeting noting the agenda item
for which testimony is being submitted in the subject line.

CALL TO ORDER - ROLL CALL [6:00 PM]

Matt Constantine	Sam Scull
Ron Heberlein	Yana Semenova
Nicole Hendrix	Jennifer Willard
Andrew Karr	

PLEDGE OF ALLEGIANCE

CITIZEN INPUT

This is the time that citizens have the opportunity to address the Planning Commission regarding any item that is not already scheduled for a formal Public Hearing tonight. Therefore, if any member of the audience would like to speak about any Work Session item or any other matter of concern, please raise your hand so that we may hear from you now.

ADMINISTRATIVE MATTERS

1. Consideration of the September 10, 2025 Planning Commission minutes

PUBLIC HEARING [6:10 PM]

2. Climate Action Plan (Rappold)(60 Minutes)

INFORMATIONAL [7:10 PM]

3. City Council Action Minutes (September 4, 15, & 25, 2025)(No staff presentation)

4. 2025 PC Work Program (No staff presentation)

ADJOURN [7:15 PM]

Time frames for agenda items are not time certain (i.e. agenda items may be considered earlier than indicated). The City will endeavor to provide the following services, without cost, if requested at least 48 hours prior to the meeting by contacting the Planning Administrative Assistant at 503-682-4960: assistive listening devices (ALD), sign language interpreter, and/or bilingual interpreter. Those who need accessibility assistance can contact the City by phone through the Federal Information Relay Service at 1-800-877-8339 for TTY/Voice communication.

Habrá intérpretes disponibles para aquéllas personas que no hablan Inglés, previo acuerdo.
Comuníquese al 503-682-4960.

PLANNING COMMISSION

WEDNESDAY, OCTOBER 8, 2025

ADMINISTRATIVE MATTERS

1. Consideration of the September 10, 2025 Planning Commission minutes

Wilsonville Planning Commission
Regular Meeting Minutes
September 10, 2025
Wilsonville City Hall & Remote Video Conferencing
https://www.ci.wilsonville.or.us/meetings/pc

ABC Transcription DRAFT

CALL TO ORDER - ROLL CALL
Chair Hendrix called the meeting to order at 6:00 pm.

Present:	Nicole Hendrix, Andrew Karr, Ron Heberlein, Sam Scull, Yana Semenova, and Matt Constantine
Excused:	Jennifer Willard
Staff Present:	Daniel Pauly, Miranda Bateschell, Amanda Guile-Hinman, Cindy Luxhoj, and Mandi Simmons

PLEDGE OF ALLEGIANCE
The Pledge of Allegiance was recited.

CITIZEN INPUT
There was none.

ADMINISTRATIVE MATTERS
1. Consideration of the August 13, 2025, Planning Commission Minutes
The August 13, 2025, Planning Commission minutes were accepted as presented.

WORK SESSION
2. Wilsonville Industrial Land Readiness (Code-Basalt Creek) (Luxhoj)

Associate Planner Luxhoj presented the Staff report via PowerPoint, providing a brief review of the Craft Industrial (CI) Zone and highlighting Development Code text proposed in response to prior Commissioner comments. (Attachment 1) She also introduced the new Northwest Industrial (NWI) Zone, reviewing its subdistricts (Slide 5) and the proposed new uses and why they were proposed. (Slides 7-12) The NWI Zone would implement the design elements of the Coffee Creek Industrial Design Overlay District, expand geographically to include Basalt Creek, and include an updated list of allowed uses and revised development standards drawn from both the Planned Development Industrial (PDI) and PDI-RSIA Zones, with the standards updated to reduce redundancy and reflect existing uses. The draft Code language for the NWI Zone was in Attachment 2 and Table NWI-1 Typically Permitted Uses was provided as Attachment 3 of the meeting packet. Staff sought Planning Commission input on the NWI Zone.

Commissioner input on the proposed Development Code amendments and Staff responses to Commissioner questions were as follows:

- Staff confirmed the Planning Commission had no additional input or comments regarding proposed CI Zone language.
- Including a legend with Figure NWI-2 to describe streets and street types would be helpful. (Attachment 2)
- The white area shown between the Light Industrial and High-Tech Subdistricts was the Craft Industrial area. (Slide 4)
- Light Industrial or Industrial uses should be located closer to the freeway so larger trucks would not need to travel through neighborhoods. Switching the locations was suggested to place office areas in the middle and heavier traffic uses along the freeway.
    - Staff explained that the High-Tech Employment and Light Industrial locations reflected the Basalt Creek Concept Plan, with larger freeway-adjacent parcels identified for High-Tech because they were flat, had good visibility, and freeway access.
    - Aside from some access issues with West Railroad, the entire area was relatively close to the I-5 Interchange. Many traffic and land use considerations were part of the concept planning process.
- In Section 4.134(.02)B.2, using "any exterior modifications" seemed too general. Would a minor change to a building's exterior make the new standards applicable? (Attachment 2)
    - Staff explained that much of Section 4.134 came from the Design Overlay District and the exterior modifications language was changed from the Form-Based Code. It could be modified if necessary.
        - The phrase was carried over in a cut/paste scenario, and the proposed language should be considered to see about any redundancy with the General Zoning Standards for nonconforming uses. Even without any development, including exterior modifications, if the use was nonconforming, it would need to meet current standards. The language would be reviewed to confirm it still made sense in this context.
- Similarly, Section 4.134(.02)B.3, included "changing an existing sign" which seemed overly restrictive since even a name change could trigger the new standards to be in effect.
    - Staff noted the Code section language was originally for design standards so whether they were still applicable for General Zoning Standards was a good question.
- Figure NWI-3 Supporting Streets Standards showed no bike lanes planned for supporting streets. Figure NWI-4 showed bicycles sharing the through traffic lanes, but Figure NWI-3 did not. (Attachment 2)
    - Staff clarified the table identified Bike Facilities as shared streets, rather than having dedicated bike lanes. Supporting streets would generally be unmarked, more like residential streets without bike lane striping.
- Staff would confirm how the Addressing Street standards were defined, since they were not shown in the packet, and whether those streets defaulted to the City's street requirements.

PC Transcription DRAFT

- Staff would work with the engineering team and others to clarify the description in Table NWI-2 Street Design and Connectivity regarding the Connection Spacing, the exceptions for some Addressing Streets, and Day Road being separate. (Attachment 2)
- Table NWI-5 Building Design requiring a primary building entrance to be visible from, and accessible to, an Addressing Street might result in long walks from parking areas, which may not be near the Addressing Street. (Attachment 2)
  - Staff clarified some parking was allowed on Addressing Streets in front of buildings, though the number of spaces was limited. ADA spaces would still be located at the primary entrance.
- The use of "safe, direct, and convenient" in the Accessibility section of Table NWI-5 could be a bit subjective; perhaps other language should be used.
  - Staff explained subjectivity was allowed, since this was not for residential development, and mirrored similar language in Code Section 4.154.
- The 30-foot minimum building height requirement in Table NWI-5 was an urban design element carried forward from the Day Road Design Overlay, which became the Coffee Creek Overlay, to create a consistent street presence with buildings that help frame the street. Being form-based design regulations played into it to create an employment district look with clear delineation of the public space edges within the employment area. High facades along Addressing Streets were wanted to create that look and feel. (Attachment 2)
  - Staff confirmed even one-story buildings would need a 30-foot façade as the intent was to provide the desired visual design. The minimum height requirement had an allowed adjustment of 10%, so the facades could be no lower than 27-feet high.
- In Section 4.134(.11) Waysides, and especially Table NWI-6, understanding how waysides would look and how they would connect together was difficult to visualize.
  - Staff described three existing wayside examples at Coffee Creek Logistics, Black Creek, and Precision Countertops, noting a wayside was also planned for Delta Logistics. Waysides were generally concrete areas directly off main sidewalks with benches, trash receptacles, and perhaps artwork, surrounded by trees and landscaping to provide shade.
- Staff clarified that Enhanced Transit Plazas could only be developed as part of a wayside if SMART served the parcel. (Footnote, Table NWI-6) The City and SMART would have to approve the project as SMART would be part of the development review team.
- Data centers and contractor establishments had no size restrictions in the Light Industrial Subdistrict to maintain flexibility and to reflect what is currently allowed in the PDI Zone. Staff received no additional direction about the need to restrict the size. Parcel geometry in the subdistrict would limit both the size and likelihood of such uses. (Table NWI-1, Attachment 3)
  - Including prohibitions and restrictions are only considered if there was a reasonable probability of an issue; however, Staff welcomed Commissioner input, particularly if there was a risk that contractor establishments would become too big and unduly consume land in the Light Industrial Subdistrict.

ARC Transcription DRAFT

    - Staff suggested an acreage limitation be explored after a comment that contractor establishments may consume significant land in the future if other land became unavailable.
- Staff clarified that the Connectivity Master Plan requirement for development within the NWI Zone was a direct carry over from the Overlay District.
- To accommodate business uses not listed in the permitted use table, the Code included "similar use" provisions and broader categories to allow flexibility for emerging uses. The business would apply, and Staff determine the applicable use category.
- Staff confirmed no building to acreage ratio was required but recognized that contractor establishments consume land that would probably be better suited for other uses.
- However, the use was an economic cluster in Wilsonville that provided payroll, attracted jobs, and supported other public and private projects. Some contractor establishments had been built within the city limits under urban standards and seemed to function and fit well in industrial areas. Those precedent developments could inform standards such as floor-to-area ratio or square footage-to-yard area distinctions.
- "Hospital/medical building" might be a better term, since medical buildings were more likely than a hospital, which was difficult to imagine being built in the area.
    - Staff clarified the Code's definition of "hospital" was distinct from "medical center", which would not be a permitted use. Though not built, an in-patient mental health hospital was approved in Coffee Creek that would have functioned more like an industrial use in terms of job density, high-wage jobs, and traffic, which was the basis for including the use. Larger medical centers would involve vacant commercial land, rezoning or master planning, while urgent care or medical office uses would be classified as commercial uses. A physical therapy office would be considered a medical office, not a hospital.
    - The concept of allowing in-patient facilities was supported, given the challenges of siting such uses, but the term "hospital" might not be the most accurate as it conjured up larger facilities like Meridian Park, Emmanuel, or Dammasch.
        - Staff welcomed wording ideas, noting earlier drafts titled the use as in-patient medical office, medical research and development, laboratories, which was long. The intent was to capture facilities not serving out-patient consumer uses.
- Overall, the permitted use definitions were broad enough to allow flexibility for future developments and were well done.
- Small-scale versions of commercial food preparation uses, such as centralized school kitchens, were permitted in the CI Zone,. Larger scale operations for commercial food preparation would be categorized under Manufacturing, Processing, Assembly, and Packaging of Products; some warehousing might be associated with the use as well.

Chair Hendrix called for public comment.

Ryan Schera, Schnitzer Properties, a stakeholder and property owner, expressed support for the consolidation of the NWI Zone, noting Staff had identified appropriate uses for the Light Industrial Subdistrict, but raised concerns that several design standards were not appropriate

ARC Transcription DRAFT

for the functional needs of industrial sites. His primary concern was the 600-foot connection spacing in Table NWI-2, which could eliminate 12 acres of developable land on Schnitzer's 44-acre property and limit building size below what was typical for large industrial users. He noted additional concerns with parking standards limiting spaces at the front of buildings, building height requirements that were too low for modern industrial facilities, driveway width standards that were too narrow for trucks, and retaining wall standards that would consume significant portions of developable land on Schnitzer's sloped property. Mr. Schera would like to meet with Staff to review the standards and address the realities of light industrial development.

Planning Manager Pauly replied Staff would be happy to meet to discuss Mr. Schera's concerns.

Chair Hendrix confirmed there was no further public testimony.

INFORMATIONAL

3. City Council Action Minutes (August 4, 2025) (No staff presentation)
4. 2025 PC Work Program (No staff presentation)

Commissioner Karr inquired about comments in the minutes about the Civics Academy's interest in rebooting Boones Ferry Days event. **City Attorney Guile-Hinman** clarified that the Civics Academy had been informed that Staff had no resources to assist with the Boones Ferry Days event, but the Academy was welcome to take the event on.

Planning Manager Pauly clarified a joint work session would be held with City Council on October 6th in addition to the Commission's regular meeting. Packet materials would be provided in advance.

ADJOURN

The meeting was adjourned at 7:02 p.m.

ABC Transcription DRAFT

PLANNING COMMISSION

WEDNESDAY, OCTOBER 8, 2025

PUBLIC HEARING

2. Climate Action Plan (Rappold)(60 Minutes)

PLANNING COMMISSION
RESOLUTION NO. LP25-0003

A RESOLUTION OF THE CITY OF WILSONVILLE PLANNING COMMISSION RECOMMENDING CITY COUNCIL APPROVAL OF THE CLIMATE ACTTION PLAN.

WHEREAS, the City Council goals for FY 2023-25 included developing Wilsonville's Climate Action Plan (the "Plan"); and

WHEREAS, the City has developed this Plan to support and enhance its existing municipal and regional strategies and to ensure alignment with the State of Oregon's greenhouse gas reduction goals. These goals are to reduce emissions across all sectors and communities in Oregon by at least 45% by 2035 and by 80% by 2050; and

WHEREAS, the Plan identifies ten significant climate actions in five areas that constitute a pathway for Wilsonville to reduce its greenhouse gas emissions by 58% by 2035 and 83% by 2025; and

WHEREAS, the Plan ensures that all who live and work in Wilsonville can benefit from this transition by increasing the number of good, long-term jobs, making home ownership and transportation more affordable and healthier, and by supporting both the social and natural resilience of the community; and

WHEREAS, the Plan emphasizes the role of the City as a leader – decarbonizing its own operations, stimulating the development of skills in the local labor force, ensuring Wilsonville's economy attracts strong industries and ensuring the community's future is healthier, greener, and more resilient; and

WHEREAS, to gather public input, the project team conducted public outreach, hosted a public open house and business and industry forum, and conducted three online surveys; and

WHEREAS, the Planning Commission held three public work sessions and the City Council held three public work sessions to review and provide input on the project; and

WHEREAS, required notice of a public hearing has been provided to a list of interested parties and interested agencies, published in the *Wilsonville Spokesman*, posted on the City's website, and posted in a variety of public areas in City buildings, all in accordance with the public

hearing and notice procedures that are set forth in Sections 4.012 and 4.198 of the Wilsonville Code; and

WHEREAS, the Planning Commission held a public hearing on October 8, 2025, to gather additional testimony and evidence regarding the Climate Action Plan; and

WHEREAS, the Commission afforded all interested parties an opportunity to be heard on this subject and has entered all available evidence and testimony into the public record of their proceeding; and

WHEREAS, the Planning Commission has duly considered the subject, including the staff recommendations and all the exhibits and testimony introduced and offered by all interested parties.

NOW, THEREFORE, THE CITY OF WILSONVILLE PLANNING COMMISSION RESOLVES AS FOLLOWS:

Section 1. The Planning Commission does hereby recommend that the Wilsonville City Council adopt the Climate Action Plan (Attachment 1 to Exhibit A).

Section 2. Effective Date. This Resolution is effective upon adoption.

ADOPTED by the Wilsonville Planning Commission at a regular meeting thereof this 8th day of October, 2025, and filed with the Planning Administrative Assistant on this date.

_____

PLANNING COMMISSION CHAIR HENDRIX

ATTEST:

_____

Mandi Simmons, Administrative Assistant III

SUMMARY OF VOTES:

Nicole Hendrix, Chair

Jennifer Willard, Vice-Chair

Matt Constantine

Ronald Heberlein

Andrew Karr

Samuel Scull

Yana Semenova

EXHIBITS:

A. LP25-0003 Staff Report and Attachments

    1. Climate Action Plan
    2. Errata Sheet
    3. LP25-0003 Climate Action Plan Record (electronic only)

PLANNING COMMISSION MEETING
STAFF REPORT

Meeting Date: October 8, 2025	**Subject:** LP25-0003 Climate Action Plan **Staff Member:** Kerry Rappold, Natural Resources Manager **Department:** Community Development
Action Required	**Advisory Board/Commission Recommendation**
☐ Motion ☐ Public Hearing Date: ☐ Ordinance 1st Reading Date: ☐ Ordinance 2nd Reading Date: ☒ Resolution ☐ Information or Direction ☐ Information Only ☐ Council Direction ☐ Consent Agenda	☐ Approval ☐ Denial ☒ None Forwarded ☐ Not Applicable **Comments:** N/A
Staff Recommendation: Adopt Resolution LP25-0003, recommending City Council approval of the Climate Action Plan.	
Recommended Language for Motion: I move to adopt Resolution LP25-0003, recommending that City Council approve the Climate Action Plan.	
Project / Issue Relates To:	

☒Council Goals/Priorities: Develop a climate inventory and gap analysis of city practices and operations and engage the community to build awareness of climate friendly practices.	☐Adopted Master Plan(s):	☐Not Applicable

ISSUE BEFORE COMMISSION:
The Planning Commission will consider a recommendation to City Council for approval of the Climate Action Plan.

EXECUTIVE SUMMARY:
The City Council goals for FY 2023-25 included developing a Wilsonville Climate Action Plan (CAP). In August 2024, staff and the consultant (Sustainability Solutions Group - SSG) kicked off the planning process for the CAP. The CAP augments existing municipal and regional strategies and aligns with the State of Oregon's greenhouse gas (GHG) reduction goals.

The planning process for the CAP followed a structured, seven-step process:

1. Context review: The review of key strategic documents to understand Wilsonville's city and climate planning, as well as relevant state legislation and other climate plans.
2. Data input and GHG inventory: The inventory included the energy use and emissions within Wilsonville's city boundaries, and an update and refinement of data and modeling previously completed for the Clackamas County Climate Action Plan.
3. Model calibration: The calibration identified the activities producing GHG emissions by sector and target emission reduction measures for specific activities.
4. Business-as-Usual (BAU) and Business-as-Planned (BAP) scenarios: The BAU scenario provided the annual energy consumption and emissions through 2050 by traffic zones and neighborhoods across the city. The BAP scenario reflected the additional impact on energy use and emissions of key county, state, and federal policies.
5. Strategies and actions: A list of "low carbon" actions and policy options were identified and refined for geographic rollout, equity improvement, and to optimize co-benefits for the city.
6. Draft low-carbon scenario: The selected set of "low carbon" actions were modeled for their energy and emissions impacts between the baseline and target years. The scenario included year-over-year energy and emissions projections associated with implementation of the emission reduction actions.
7. Final low-carbon (best fit) scenario: The final scenario outlined how the City can achieve its emission reduction targets in relation to existing policies, regulations, plans, and investments, and provided a viable, sector-by-sector action pathway for reducing community emissions.

The CAP includes the following key sections:

a. Executive summary.
b. Introduction: Descriptions of climate context, GHG emission reduction targets, plan overview, technical modeling, and public engagement.
c. Background: Descriptions of community support, state-led climate action, the role of Wilsonville, status of climate action, and the planning paradigm.
d. Wilsonville's current and future energy use and emissions: the community's projected energy use and emissions in the BAU, BAP and "low carbon" scenarios, and the timeline to achieve a net-zero future in Wilsonville.

e. Low-Carbon Actions: actions are grouped into five categories, which include buildings and industry, transportation, renewable energy, solid waste, and green infrastructure.
f. Conclusion and Next Steps: the next steps address the implementation of the CAP, and include establishing governance to ensure success, monitoring and reporting, policy and strategy alignment, and financial analysis.
g. Appendix A – a list of implementation measures that represent a starting point for achieving the Low-Carbon Actions.

In addition to the Planning Commission and City Council, a staff advisory committee, comprised of members from Community Development, Public Works, Parks and Recreation, SMART, and Finance, provided input during the planning process, including a review of the draft CAP.

Staff engaged the Planning Commission at key milestones throughout the Climate Action Plan process. On October 13, 2024, and January 8, 2025, staff provided an introduction and progress updates. On August 13, 2025, staff presented the draft Climate Action Plan. Feedback from the Planning Commission, City Council, and community members was incorporated into the final version of the Plan. These updates are documented in **Exhibit B – Errata Sheet**.

EXPECTED RESULTS:
Recommending City Council approval of the Climate Action Plan.

TIMELINE:
Following the Planning Commission's recommendation, City Council will hold a public hearing on November 3 for the Climate Action Plan.

CURRENT YEAR BUDGET IMPACTS:
The approved FY 2024-25 Wilsonville budget includes $70,000 in general funds as part of Project #3007 - Climate Action Plan. A supplemental budget adjustment added unspent general funds from FY 2024-25 to the project for the current fiscal year.

COMMUNITY INVOLVEMENT PROCESS:
Community involvement and public outreach were a key component of the project. The project has a "Let's Talk, Wilsonville!" website, which included two community surveys and two industry surveys. A public open house and an industry forum were held on January 16, 2025. In addition, a presentation was provided to students at Meridian Creek Middle School on January 31, 2025.

POTENTIAL IMPACTS OR BENEFIT TO THE COMMUNITY:
Climate change has the potential to affect the lives and livelihoods of every resident. Developing a Wilsonville Climate Action Plan has provided the opportunity to explore options for reducing greenhouse gas emissions and identifying actions that address climate change.

ALTERNATIVES:
In lieu of adopting the Climate Action Plan, the City could rely on existing federal, state and local policies, programs and initiatives to address climate change. However, without a Wilsonville CAP, the City will not be able to monitor or track reductions in the community's GHG emissions or quantify any implementation measure(s) effect on GHG emissions.

ATTACHMENTS:
1. Climate Action Plan
2. Errata Sheet
3. LP25-0003 Climate Action Plan Record (electronic only)

CITY OF WILSONVILLE

Climate Action Plan

September 2025



WILSONVILLE
OREGON

DISCLAIMER AND LIABILITY

Reasonable skill, care, and diligence have been exercised to assess the information acquired during the preparation of this analysis, but no guarantees or warranties are made regarding the accuracy or completeness of this information. This document, the information it contains, and the data and assumptions on which it relies are subject to changes beyond the control of the authors. The information provided by others is believed to be accurate but has not necessarily been verified.

This analysis includes strategic-level estimates to help inform the City of Wilsonville about actions that will reduce its community's greenhouse gas emissions. This information should not be relied upon for other purposes without verification. The authors do not accept responsibility for the use of this analysis for any purpose other than that stated above and do not accept responsibility for any third-party use (in whole or in part) of the contents of this document. This analysis applies to the City of Wilsonville and cannot be applied to other jurisdictions without analysis. Any use by the City of Wilsonville, its sub-consultants, or any third party, or any reliance on or decisions based on this document, are the responsibility of the user or third party.

WILSONVILLE
OREGON

Prepared for
City of Wilsonville

Prepared and designed by
Sustainability Solutions Group

Image at the cover: Parks and homes in Wilsonville.
Source: Photo by RG/stock.adobe.com

Image at the back cover: Coffee Lake Wetlands.
Source: City of Wilsonville.

ACKNOWLEDGEMENTS

A special “thank you” to community members and all who participated in this planning process. We appreciate your time and input.

Wilsonville City Council

- Mayor Shawn O'Neil
- Council President Caroline Berry
- Councilor Katie Dunwell
- Councilor Anne Shevlin
- Councilor Adam Cunningham
- Former Mayor Julie Fitzgerald
- Former Council President Kristin Akervall
- Former Councilor Joann Linville

Wilsonville Planning Commission

- Chair Nicole Hendrix
- Vice-Chair Jennifer Willard
- Commissioner Matt Constantine
- Commissioner Ronald Heberlein
- Commissioner Andrew Karr
- Commissioner Samuel Scull
- Commissioner Yana Semenova

Staff Advisory Committee

- Kerry Rappold, Natural Resources Manager (Project Manager)
- Jim Cartan, Environmental Specialist
- Amy Pepper, Development Engineering Manager
- Jon Scott, Plans Examiner
- Georgia McAlister, Associate Planner
- Martin Montalvo, Operations Manager
- Kelsey Lewis, Grants and Programs Manager
- Scott Simonton, Fleet Services Manager
- Cricket Jones, Finance Operations Supervisor
- Tommy Reeder, Parks Lead Specialist

Sustainability Solutions Group

- Maurya Braun, Principal Consultant (Project Manager)
- Hillary Beattie, Consultant
- Amber Nicol, Model Analyst
- Bernarda di Girolamo, Design

TABLE OF CONTENTS

DISCLAIMER AND LIABILITY 2
ACKNOWLEDGEMENTS 3
LIST OF FIGURES 5
LIST OF TABLES 5
ACRONYMS 6

EXECUTIVE SUMMARY 7

INTRODUCTION 11
CLIMATE CONTEXT 12
ABOUT THIS PLAN 15

BACKGROUND 20
COMMUNITY SUPPORT 21
STATE-LED CLIMATE ACTION 25
THE ROLE OF WILSONVILLE 26
MORE THAN A 'CLIMATE PLAN' 27
PLANNING PARADIGM 30

WILSONVILLE'S CURRENT AND FUTURE ENERGY USE AND EMISSIONS 31
2018 INVENTORY 32
FUTURE BUSINESS-AS-USUAL SCENARIO 34
TWO FUTURE BUSINESS-AS-PLANNED (BAP) SCENARIOS 35
TWO FUTURE 'LOW CARBON' SCENARIOS 38
SUMMARY 42

LOW CARBON ACTIONS 43
OVERVIEW 44
BUILDINGS & INDUSTRY 49
TRANSPORTATION 55
RENEWABLE ENERGY 58
SOLIDWASTE 60
GREEN INFRASTRUCTURE 61
THE ROLE OF COMMUNITY PARTNERS 64
NEXT STEPS 65

APPENDIX A: IMPLEMENTATION MEASURES 66

APPENDIX B: FINANCIAL AND PLANNING SUPPORT 87

LIST OF FIGURES

Figure 1. Climate projections for Wilsonville under a high-emissions scenario. 13
Figure 2. The State of Oregon's most recent climate targets. 14
Figure 3. Project timeline for technical modeling and engagement. 16
Figure 4. Responses to the question: "How much do you agree or disagree with the following statement? I have personally experienced the effects of climate change." 21
Figure 5. Responses to the question: "How important is the issue of climate change to you personally?" 22
Figure 6. Weighted responses to the question: "In your opinion, who should be responsible for addressing climate change?" 23
Figure 7. ARRRO Planning Philosophy. 30
Figure 8. Wilsonville's 2018 energy consumption (MMBTU) by sector. 32
Figure 9. Wilsonville's 2018 GHG emissions ($MTCO_2e$) by sector. 33
Figure 10. Wilsonville's energy consumption (MMBTU) by sector in the BAU scenario, 2018 - 2050. 34
Figure 11. Wilsonville's GHG emissions ($MTCO_2e$) by sector in the BAU scenario, 2018 - 2050. 34
Figure 12. Wilsonville's energy consumption (MMBTU) by sector in the two BAP scenarios, 2018 - 2050. 36
Figure 13. Wilsonville's GHG emissions ($MTCO_2e$) by sector in the BAP scenarios with grid emission reductions (left) and without grid emission reductions (right), 2018 - 2050. 37
Figure 14. Wilsonville's energy consumption (MMBTU) by sector in the two Low Carbon scenarios, 2018 - 2050. 39
Figure 15. Wilsonville's GHG emissions (Thousands of Mt CO_2e) 2018 - 2050, by sector in the Low Carbon scenarios. Low Carbon with Grid Improvements (LCWIG) is on the left, and Low Carbon without Grid Improvements (LCWOG) is on the right. 40
Figure 16. Summary of Wilsonville's GHG emissions ($MTCO_2e$) by scenario, 2018 - 2050. 42
Figure 17. Emission reductions over time for each action in the Low Carbon with Grid Improvements (LCWIG) scenario. 45
Figure 18. Emission reductions by action in the Low Carbon without Grid Improvements (LCWOG) scenario. 46
Figure 19. Era of construction for residential buildings in Clackamas County and Wilsonville, 2023. 50
Figure 20. Modeled mode share for all person trips in 2018 and 2050 in the Low Carbon Scenario. 56
Figure 21. Remaining transportation emissions by vehicle type in the Low Carbon scenario with grid emission reductions. 57

LIST OF TABLES

Table 1. Summary of engagement activities. 19
Table 2. Thriving City Benefits. 29

ACRONYMS

BAU	Business as Usual
BAP	Business as Planned
BAPWIG	Business as Planned with Grid Improvements
BAPWOG	Business as Planned without Grid Improvements
CO_2	Carbon Dioxide
CO_2e	Carbon Dioxide Equivalent
EV	Electric Vehicle
GHG	Greenhouse Gas
ICE	Internal Combustion Engine
LC	Low Carbon
LCWIG	Low Carbon with Grid Improvements
LCWOG	Low Carbon without Grid Improvements
LDV	Light Duty Vehicle
MMBtu	Metric Million British Thermal Units
$MTCO_2e$	Metric Tons of Carbon Dioxide Equivalent
ODOT	Oregon Department of Transportation
RNG	Renewable Natural Gas
Solar PV	Solar Photovoltaic
ZEV	Zero-emissions vehicle

EXECUTIVE SUMMARY



Image: Rainbow over City Hall | Source: City of Wilsonville.

The City of Wilsonville has developed this Climate Action Plan to support and enhance its existing municipal and regional strategies and to ensure it is aligned with the State of Oregon's greenhouse gas reduction goals.[1] These goals are to reduce emissions across all sectors and communities in Oregon by at least 45% by 2035, and by 80% by 2050.

Reaching these goals will require ambitious and rapid action across the community of Wilsonville and ongoing support from the State in the form of legislation and policies. However, this work will not only ensure that community emissions are reduced, it will also decrease both the municipality's annual costs to heat and cool buildings, and to fuel and maintain vehicles , and energy and transportation costs for residents and for businesses, and it will improve the quality of life for all who call Wilsonville home.

THIS PLAN:

- Identifies ten significant climate actions in five areas that constitute a pathway for Wilsonville to reduce its greenhouse gas emissions by 58% by 2035 and by 83% by 2050;
- Ensures that all who live and work in the community can benefit from this transition by increasing the number of good, long-term jobs, making home ownership[2] and transportation more affordable and healthy, and by supporting both the social and natural resilience of the community.
- Emphasizes the role of the City as a leader - decarbonizing its own operations, stimulating the development of skills in the local labor force, ensuring Wilsonville's economy attracts strong industries, and ensuring Wilsonville's future is healthier, greener, and more resilient in the future;
- Reflects input provided by community members and City staff;
- Includes an initial set of implementation measures that will allow the City to move directly from creating this Plan to implementing it.

1 State of Oregon. Executive Order 20-04. 2020. https://www.oregon.gov/gov/eo/eo_20-04.pdf

2 Improving the energy efficiency of new and existing homes and switching them from fossil fuel heating to electric heat pumps dramatically reduces residential energy consumption, reducing household energy bills. Adding rooftop or community solar systems further decreases household energy costs by providing free electricity for the 25 year lifetime of the system. Even when the capital costs of making these changes are included in this calculation, over the lifetime of ownership, the more energy-efficient homes that use only renewable electricity are much more affordable to own and keep at comfortable and healthy temperatures.

The actions in this Plan were selected from the most effective approaches to decarbonization currently available and refined for Wilsonville's energy and climate context. They have also been selected to improve housing affordability for residents, reduce municipal operating costs and energy costs for industry, improve air quality and healthy living conditions, and increase access to inexpensive and non-polluting modes of transportation. The ten actions that were modeled for Wilsonville include:

- Four actions relating to Buildings and Industry;
- Two actions relating to Transportation;
- Two actions relating to Renewable Energy;
- One action relating to Solid Waste; and
- One action relating to Green Infrastructure.

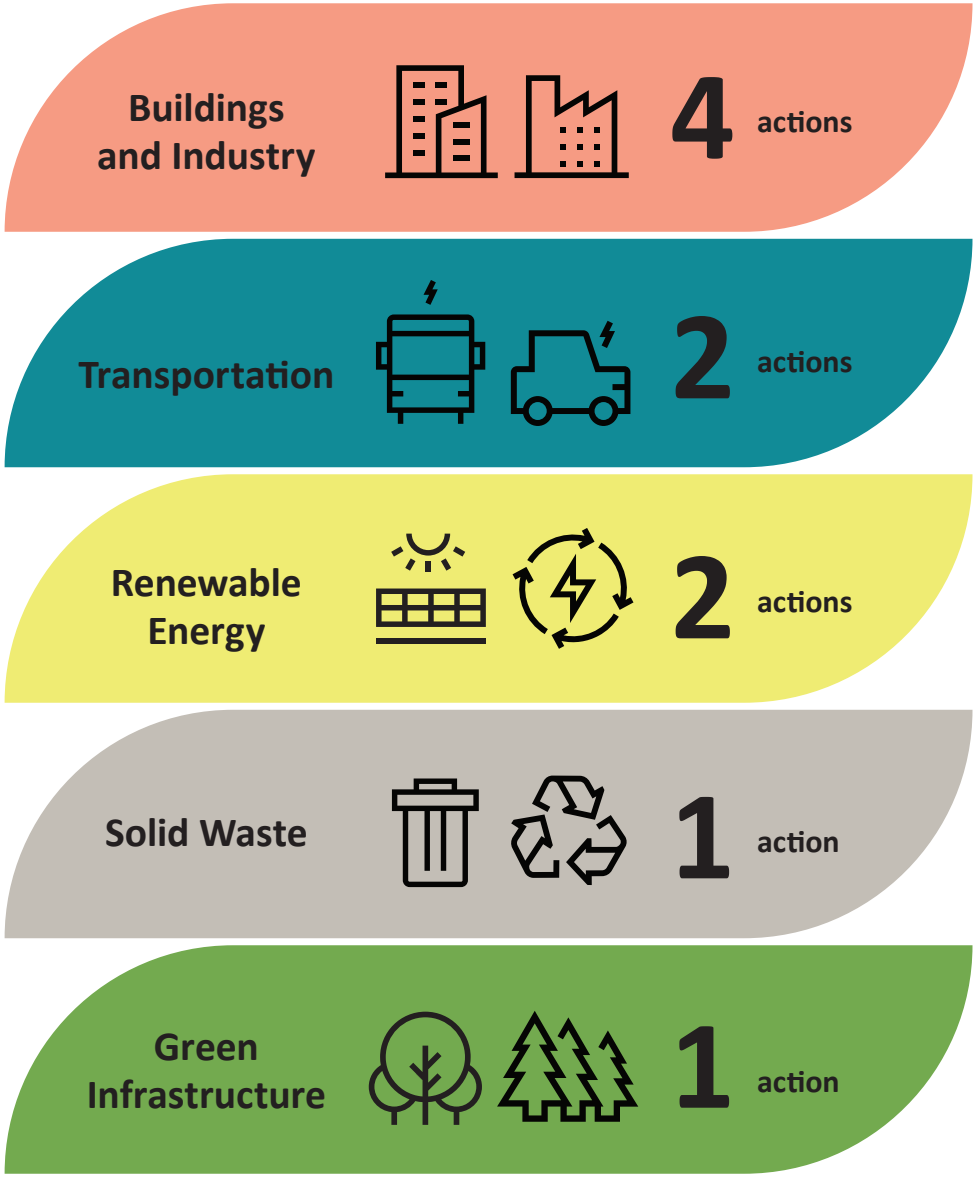

The project to create this Plan included calculating Wilsonville's energy consumption and emissions in 2018, as a baseline against which the impact of different actions could be compared. Then, five future scenarios were modeled:

- **The 'Business as Usual' (BAU) scenario** reflects what can be expected if Wilsonville's population and economy grow as projected and the climate continues to warm but nothing else changes. In this case, energy consumption and greenhouse gas emissions will increase by over 20% by 2050. **In addition to exacerbating the climate crisis, this will translate to increased energy costs for Wilsonville's residents and businesses.** The municipality's energy and fuel costs will also increase, as will its costs for infrastructure maintenance and repair due to more extreme and frequent extreme weather events. This is often referred to as 'the cost of doing nothing'; it is explored further in the section of this document about the Social Cost of Carbon.
- **Two 'Business as Planned' (BAP) scenarios** were modeled on top of the BAU conditions. These scenarios added to the impact of existing State climate and energy legislation and the City's various strategies. In both of these scenarios, energy consumption fell by 2%, which is positive but minimal. The difference between the two BAP scenarios was that one included the decarbonization of the electricity grid by 2040, and the other did not. If the electricity grid is emissions-free by 2040, the community's total emissions will decrease by 55% by 2050. If however, the grid retains its 2018 emissions factor until 2050, Wilsonville's total emissions will increase by 4% by 2050. This is a dramatic difference which highlights the importance of decarbonizing electricity. **Both BAP scenarios demonstrate that the current municipal strategies and State legislation are not sufficient to reach the emissions reduction goals.**
- **Two 'Low Carbon' (LC) scenarios** were then modeled on top of the BAP conditions. These scenarios added to the impact of the ten actions mentioned above. In both LC scenarios, the community's total energy consumption decreased by 41% between 2018 and 2050. **This in itself translates into long-term financial savings for the community.**[3] If the grid is emissions-free by 2040, emissions will fall by 58% by 2035 and 83% by 2050. If the grid retains its 2018 emissions factor, by 2050 emissions will only have fallen 69%. **Therefore, if the pathway of ten low-carbon actions outlined in this Plan are carried out according to the schedule provided and the State-wide grid decarbonizes by 2040, Wilsonville will reach its climate goals.**

This Plan also provides analysis for each action to the extent to which it will also provide additional benefits to the City that will ensure that it is a thriving city well into the future.

3 Although utilities are forecasting rising energy costs, installing on-site renewable electricity such as solar PV systems provides a rapid return on investment and then provides free electricity to the owner for the lifetime of the equipment.



INTRODUCTION

Image: Trail and Powerline | Source: City of Wilsonville.

CLIMATE CONTEXT

Global Climate Change Damages Local Infrastructure and Well-Being

Scientists worldwide agree that human activity is driving dangerous climate warming around the globe. This warming is caused by greenhouse gases (GHGs) that are released primarily when people burn fossil fuels to produce energy.[4] When we burn gasoline, diesel, natural gas, etc., to heat buildings, operate vehicles, ships and aircraft, and operate industrial and manufacturing facilities, we release volumes of greenhouse gases that are so large, they far exceed our planet's natural capacity to absorb them. As a result, they accumulate in the atmosphere where, due to their chemical nature, they trap heat and cause global temperatures to rise.

In Oregon, communities are already experiencing the damaging and costly effects of climate change, including more frequent and severe extreme weather events such as record-breaking heatwaves, wildfires, and floods.

The Wilsonville area has not been spared. In 2020, Clackamas County experienced two wildfires. The Riverside Incident burned 138,054 acres, destroyed 139 structures, and caused four injuries; and the Clackamas Fire Complex burned 11,210 acres.[5] In June of the following year, the Portland Metro region experienced a major heatwave, with temperatures reaching 114°F near Wilsonville.[6] This weather event led to short-term business closures,[7] shattered local records and resulted in 123 deaths across the region.

Extreme weather events are expected to become more frequent and severe in Oregon. Rising temperatures will likely lead to more heat waves and extremely hot days. More winter precipitation is projected to fall as rain rather than snow, leading to increased flash flooding, and reduced groundwater recharge. At the same time, wildfire risk will likely increase due to longer dry seasons and increased stress on forests from drought and pests.[8] To limit the worst of future warming and avoid the most severe consequences, global and local efforts must focus on rapidly reducing greenhouse gas emissions.

4 Herring, David. US National Oceanic and Atmospheric Administration (NOAA). 2020. 'Isn't there a lot of disagreement among climate scientists about global warming?' https://www.climate.gov/news-features/climate-qa/isnt-there-lot-disagreement-among-climate-scientists-about-global-warming Accessed June 3, 2025.

5 Clackamas Fire. 2021. "Clackamas Fire Siege". https://clackamasfire.com/wp-content/uploads/2021/01/2021-01-21-AAR-Executive-Summary-Final.pdf. Accessed May 7, 2025.

6 National Weather Service. Aurora State Airport weather station USW00094281. https://www.weather.gov/wrh/timeseries?site=KUAO&hourly=true. Accessed May 7, 2025.

7 NOAA. Storm Events Database. Event ID: 961302. https://www.ncdc.noaa.gov/stormevents/eventdetails.jsp?id=961302. Accessed June 4, 2025.

8 2021 State Agency Climate Change Adaptation Framework. https://www.oregon.gov/lcd/CL/Documents/2021_CLIMATE_CHANGE_ADAPTATION_FRAMEWORKandBlueprint.pdf

Figure 1. Climate projections for Wilsonville under a high-emissions scenario.[9]

	Name	Description	Historical (1961 - 1990)	Future (2050s, RCP 8.5)
	Average Daily Max Temperature	Average of the highest temperature reached each day, calculated over the year	**56.1 °F**	**64.2 °F**
	Hot Days	Number of days where the maximum temperature is over 90°F	**4 days**	**17 days**
	Very Hot Days	Number of days where the maximum temperature is over 100°F	**0 days**	**2 days**
	Freezing Days	Number of days where the minimum is less than 32°F	**114 days**	**71 days**
	Dry Days	Number of days when precipitation is less than 0.01 inch.	**149 days**	**159 days**
	Wet Days	Number of days when precipitation is more than 1 inch.	**15 days**	**16.9 days**

9 All projections come from the U.S. Climate Resilience Toolkit Climate Explorer (Version 3.1). The future projections are based on global climate models for the Coupled Model Intercomparison Project Phase 5 (CMIP5), using the RCP 8.5 scenario for the 2050s. The historical data is based on the observed averages from 1961 to 1990. http://toolkit.climate.gov/home.

GHG Emission Reduction Targets

In 2015, the international community[10] signed the Paris Agreement, a major climate treaty with the goal of limiting global temperature rise to 1.5°C above pre-industrial levels. This threshold is considered a critical safeguard — exceeding it greatly increases the likelihood of extreme weather, more frequent and intense wildfires, rising sea levels, and shifts in flood and drought patterns that would cause severe and lasting damage to people and ecosystems. In its 2023 Synthesis Report, the Intergovernmental Panel on Climate Change (IPCC) emphasized the urgent need for deep and immediate reductions in greenhouse gas emissions to stay within the 1.5°C limit.[11]

The State of Oregon has established a series of GHG emissions reduction targets over time. The first goal, set by the Legislature in 2007, aimed to cut emissions to 75% below 1990 levels by 2050. In 2020, Executive Order 20-04 issued by Governor Kate Brown revised this goal, increasing the long-term target to an 80% reduction by 2050 and adding an interim goal of a 45% reduction by 2035.[12] Most recently, in 2023, the Oregon Climate Action Commission released the Climate Action Roadmap to 2030, which recommended strengthening the long-term target to a 95% reduction below 1990 levels by 2050 to align with the best science on limiting warming to 1.5°C.[13] Figure 2 presents these emission reduction targets.

The State of Oregon has also established programs to support municipalities and residents both financially and administratively with achieving these goals.[14]

In alignment with Executive Order 20-04, the City of Wilsonville aims to reduce community-wide emissions by 45% by 2035, and by 80% by 2050 compared to 2018 levels.[15]

Figure 2. The State of Oregon's most recent climate targets.

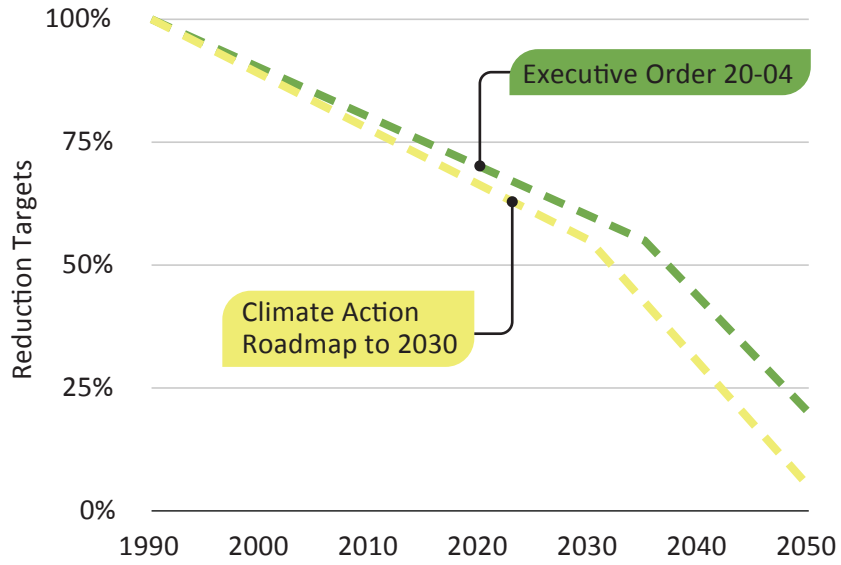

10 As of May 2025, 194 nations and the European Union had ratified the Paris Agreement. UNFCC. https://unfccc.int/process-and-meetings/the-paris-agreement

11 IPCC. 2023. "AR6 Synthesis Report: Climate Change 2023. 2023 Synthesis Report". Retrieved from https://www.ipcc.ch/report/ar6/syr/

12 State of Oregon. 2020. "Executive Order 20-04". https://www.oregon.gov/gov/eo/eo_20-04.pdf

13 State of Oregon. 2023. "Oregon Climate Action Roadmap". https://climate.oregon.gov/tighger

14 See Appendix B for a list of potential funding sources for the work outlined in this Plan.

15 2018 was selected as a baseline year for the target as 1990 data for the City of Wilsonville is not available.

ABOUT THIS PLAN

Overview

This Climate Action Plan (CAP) is Wilsonville's first comprehensive climate change mitigation action plan. It provides the City with a comprehensive pathway of actions that will reduce its community-wide emissions by 45% by 2035 and 80% by 2050. This will align the community with the State's GHG reduction targets as outlined in Governor Brown's Executive Order 20-04.[16]

This Plan also provides projections of Wilsonville's future energy use and emissions in 'Business-as-Usual' and 'Business-as-Planned' scenarios, insights into the economic, social and financial benefits of taking climate action, and a set of initial implementation measures which Wilsonville can use to move directly into implementing the CAP.

The Plan was informed by technical modeling and analysis, as well as input from community members, local businesses, City staff, and the Planning Commission. The project was completed between 2024 and 2025, as shown in Figure 3.

16 State of Oregon. Executive Order 20-04.

Figure 3. Project timeline for technical modeling and engagement.

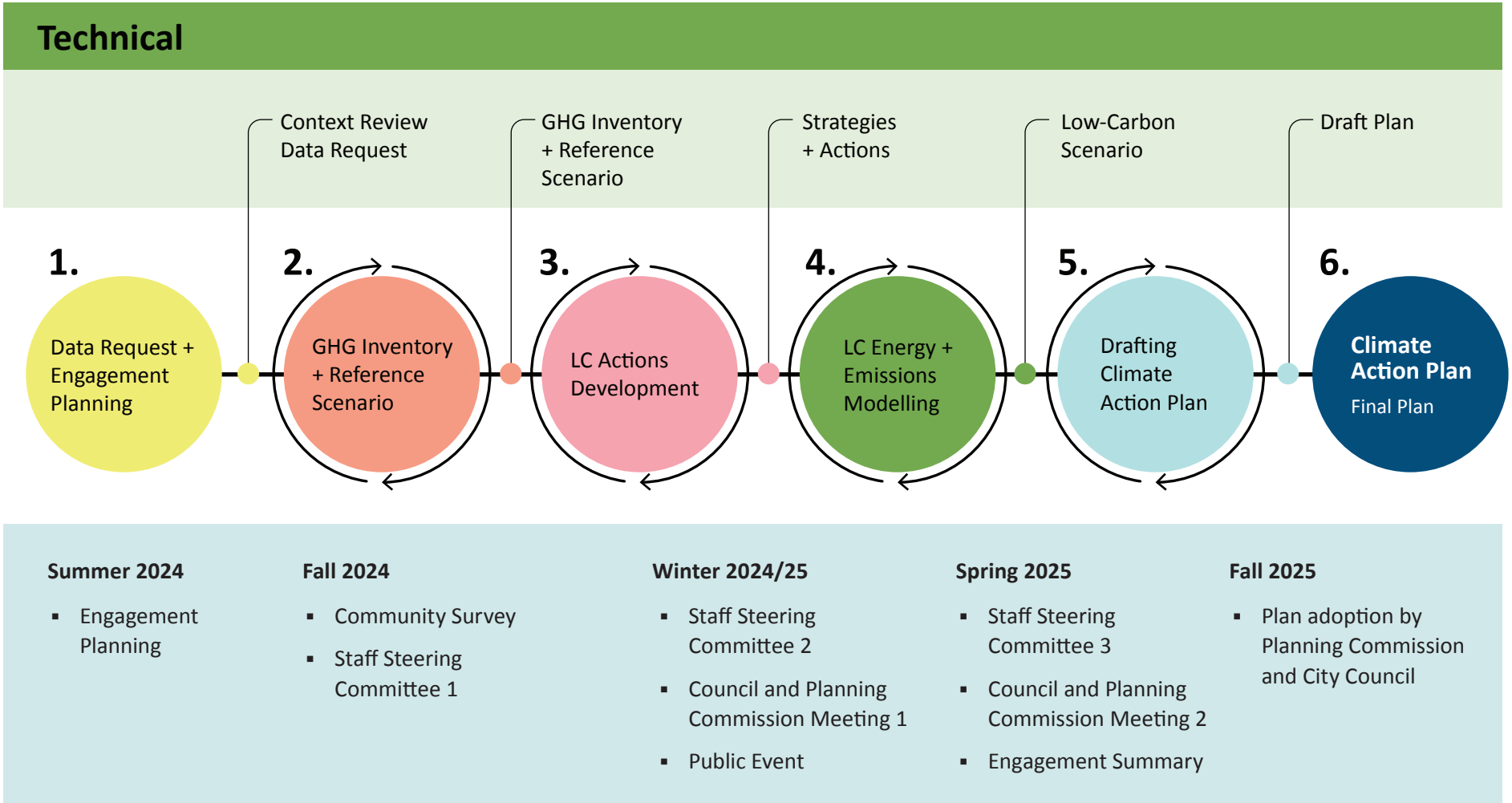

Technical modeling

In this project, SSG's ScenaCommunity modeling software was used to calculate Wilsonville's total energy use and emissions for a baseline calendar year (2018), and then to model five future scenarios for Wilsonville. The data used for this was collected from the City of Wilsonville, the State of Oregon, the Federal census, the EPA, and other sources.[17]

The following five scenarios were modeled to calculate the community's future annual energy use and greenhouse gas emissions annually from 2018 to 2050:

- **Business-as-Usual (BAU):** The intent of this scenario was to demonstrate how Wilsonville's energy consumption and emissions can be expected to change if the community continues to operate as it did in 2018. It reflected only the impacts of population, employment, and household growth, and ongoing improvements in vehicle fuel efficiency on Wilsonville's energy consumption and emissions. It was assumed that energy sources and consumption, transportation modes and patterns, and land-use plans in this scenario would remain the same as they were in the baseline year of 2018.
- **Business as Planned without Grid Improvements (BAPWOG):** This modeled scenario built upon the BAU scenario, adding the impacts of approved municipal strategies and plans, and all but one of the State's legislated targets on Wilsonville's total energy use and emissions. The results from this scenario therefore show the impact of the Advanced Clean Vehicles legislation, regularly improved building codes, and some densification in Wilsonville. (The State legislation that was excluded from this scenario was its Clean Energy Targets Bill,[18] which requires that by 2040 the electricity grid produces no emissions.)
- **Business as Planned with Grid Improvements (BAPWIG):** This scenario is the same as the BAPWOG scenario except that it also includes the impact of the State's Clean Energy Targets Bill, adding the impact of decarbonizing the electricity grid by 2040.
- **Low Carbon without Grid Improvements (LCWOG):** Like the BAPWOG scenario, the LCWOG scenario does not reflect the grid-wide decarbonization of electricity that would occur as a result of Oregon's Clean Energy Targets Bill. Instead, this scenario used the BAPWOG scenario as a base and then added actions that were selected to ambitiously reduce Wilsonville's total energy use and emissions from all sources in the community.
- **Low Carbon with Grid Improvements (LCWIG):** The LCWIG scenario is the same as the LCWOG scenario, except that it also includes the impact of the State's Clean Energy Targets Bill, adding the impact of decarbonizing the electricity grid by 2040.

The baseline and these five scenarios are described in more detail in the subsequent sections of this Plan.[19]

17 All data sources and assumptions are documented in the Data, Methods and Assumptions Manual provided by SSG to the Wilsonville Project Team.

18 State of Oregon. 2021. "Clean Energy Targets Bill". https://www.oregon.gov/deq/ghgp/pages/clean-energy-targets.aspx.

19 More information about the technical modeling is included in the Data, Methodology, and Assumptions Manual provided as part of this project by SSG to Wilsonville.

Engagement

As part of the planning process, the project team also engaged with a diverse range of people and organizations who were interested and will be affected by Wilsonville's climate action initiatives. Engagement efforts were aimed at several parties, including City of Wilsonville residents, staff, elected officials, and local businesses and industry leaders.

The primary goals of the project's engagement activities were to consult with community members and businesses to understand their concerns about climate change and to gather ideas for reducing GHG emissions. The project team also aimed to involve City staff throughout the development of the plan to help identify opportunities, and flag potential barriers to implementation. City Councilors and Planning Commissioners were also consulted at key project milestones to provide feedback and guidance.

Key engagement activities included a pop-up event, an open house, two community questionnaires, two industry questionnaires, an industry forum, a middle school presentation, and several information sessions and presentations with staff and elected officials, as detailed in Table 1.



Table 1. Summary of engagement activities.

Interested and Affected Party	Date	Activity
City Residents	August 22, 2024	Pop-Up Event
	October - November 2024 April - May 2025	Community questionnaires
	January 16, 2025	Open House
Staff	November 18, 2024	Information Session #1: Emission Reduction Actions
	March 24, 2025	Information Session #2: Implementation Measures
	June 30, 2025	Information Session #3: Draft Climate Action Plan
Boards	January 8, 2025	Planning Commission Presentation: Emission Reduction Actions
	February 3, 2025	City Council Presentation: Emission Reduction Actions
	August 13, 2025	Planning Commission Presentation: Draft Climate Action Plan
	September 4, 2025	City Council Presentation: Draft Climate Action Plan
	October 15, 2025	Planning Commission Presentation: Final Climate Action Plan
	November 3, 2025	City Council Presentation: Final Climate Action Plan
Youth	January 31, 2025	Meridian Creek Middle School Session
Industry	October - November 2024 April - May 2025	Industry questionnaires
	January 16, 2025	Industry Forum

Please see the Engagement Summary Report provided to the Wilsonville Project Team for detailed information on the engagement activities and findings.

BACKGROUND



Image: Willamette River | Source: City of Wilsonville.

COMMUNITY SUPPORT

The City hosted two community questionnaires to gather input on climate action. The questionnaires contained the same questions used by Clackamas County during the development of their Climate Action Plan in 2022, allowing for a comparison of responses over time. Wilsonville posted the questionnaire first in 2024, but had a relatively low response rate. The City re-released the questionnaire in 2025 and mailed postcards to all households to encourage participation. A total of 262 community members participated in at least one of these questionnaires.

Experiences of Climate Change

The majority of questionnaire respondents said they had personally experienced the effects of climate change, as shown in Figure 4. Residents noted shifting seasonal patterns, such as milder winters and earlier springs. Many cited extreme events, including extreme heat, ice storms, heavy rain, and property damage. Several also described the growing impact of wildfires and smoke, citing poor air quality and near-evacuation experiences.

Figure 4. Responses to the question: "How much do you agree or disagree with the following statement? I have personally experienced the effects of climate change."

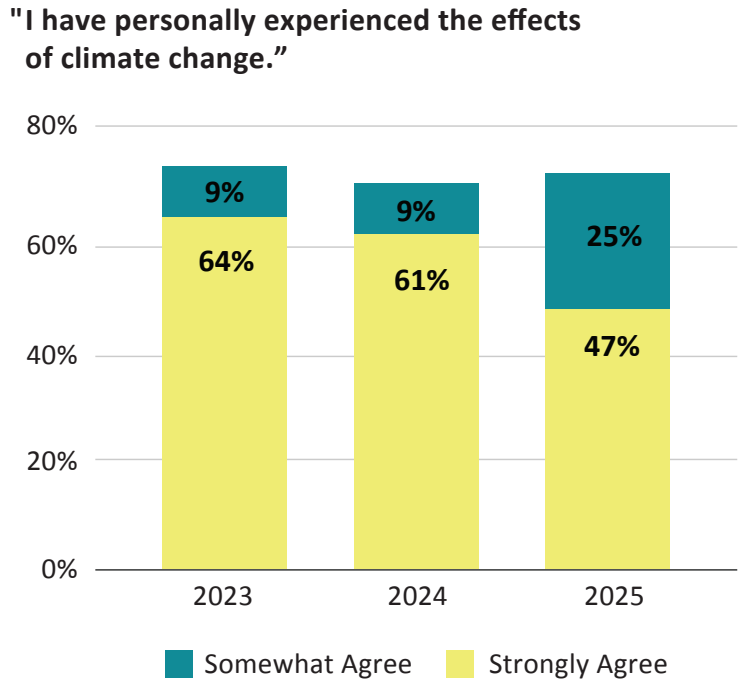

Importance of Addressing Climate Change

Most community members also indicated that climate change is important to them, as shown in Figure 5. Across the three questionnaires, between 67% and 76% of participants said the issue was either very or somewhat important to them. While the questionnaires are not statistically representative, the results suggest that climate change continues to be a priority for many community members.

Figure 5. Responses to the question: "How important is the issue of climate change to you personally?"

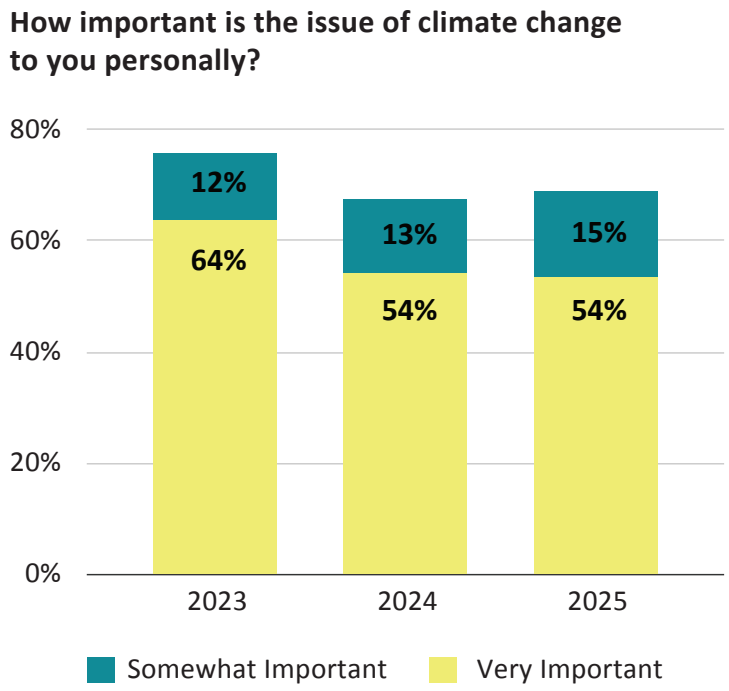

Responsibility for Climate Action

The questionnaire also explored community members' views on who should be responsible for addressing climate change. Participants were allowed to select multiple options. The results were weighted across the questionnaires based on the number of respondents and are shown in Figure 6. One quarter of respondents indicated that all of the parties listed were responsible for addressing climate change. The most frequently selected individual option was the federal government, followed by the state government and then individuals. Only 5% of respondents indicated that none of the listed groups should be responsible for addressing climate change.

Figure 6. Weighted responses to the question: "In your opinion, who should be responsible for addressing climate change?"

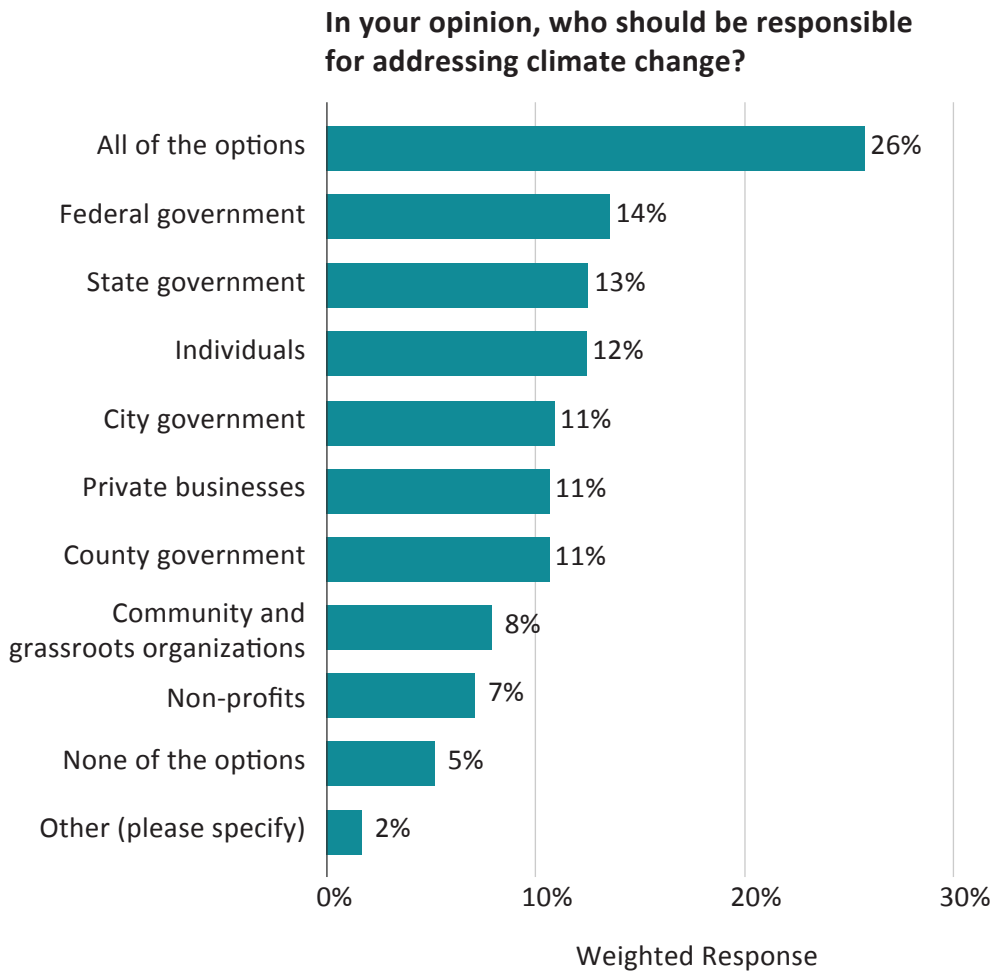

The results of these questionnaires indicate that:

1. Over 70% of respondents are noticing the impacts of climate change in their own lives;
2. Over 65% of respondents indicate that climate change is somewhat or very important to them personally;
3. Respondents want to participate in taking action, and hold all members of the community and levels of government responsible to some degree for addressing climate change.

This is an empowering message for Wilsonville's City Council members and for City Administration:

There is strong and consistent support among questionnaire respondents for the City of Wilsonville to take action to address climate change, to support its residents in doing so, and to work with all other levels of government, businesses, and other affected entities to do what is within their power to do to reduce the greenhouse gases that cause climate change.

This support communicates the community's desire for the City to invest in the changes that are necessary to reduce greenhouse gas emissions, and to ensure the community has a sustainable future. It is recommended that Wilsonville continue to regularly questionnaire the population to monitor the community's level of support, and to continue to share the results with the public, City staff and City Council.

STATE-LED CLIMATE ACTION

Oregon has implemented several laws and programs aimed at reducing GHG emissions across the state. The Clean Energy Targets bill (2021) requires electricity utilities to reduce emissions from electricity generation, and establishes a target of 100% renewable electricity by 2040.[20] The Climate Protection Program (2024) established a cap on GHG emissions from fossil fuels (i.e. natural gas, diesel, gasoline, and propane) that will get smaller over time. If this Program continues successfully, these emissions should fall by 90% by 2050 from the average 2017 to 2019 baseline.[21]

In the transportation sector, Oregon has adopted Advanced Clean Car II (2022) standards requiring all new light-duty vehicles sold by 2035 to be zero-emissions vehicles.[22] Additionally, the Advanced Clean Trucks Rule (2021) mandates that manufacturers sell an increasing share of medium- and heavy-duty zero-emissions vehicles. These requirements reach 40% for Class 7 and 8 trucks, 55% for Class 2b to 3 trucks and vans, and 75% for Class 4 to 8 trucks by 2035.[23]

In the land use and transportation sectors, Oregon's Climate Friendly and Equitable Communities (CFEC) program requires cities to reduce emissions through urban planning. This includes designating walkable areas that support mixed-use development and sustainable transportation. Within the Portland Metropolitan region, Wilsonville's Town Center meets the definition of Climate Friendly Areas.[24] The program also requires cities to reform parking management, expand access to electric vehicle charging in mixed-use and multi-unit developments, and prioritize multi-modal transportation projects.

These State-led policies and programs have been incorporated into Wilsonville's climate action planning process.

20 State of Oregon. 2021. Clean Energy Targets Bill.

21 State of Oregon. 2024. "Climate Protection Program". https://www.oregon.gov/deq/rulemaking/Pages/CPP2024.aspx

22 State of Oregon. 2022. "Advanced Clean Cars II". https://www.oregon.gov/deq/rulemaking/Pages/CleanCarsII.aspx

23 State of Oregon. 2021. "Advanced Clean Trucks Rule". https://www.oregon.gov/deq/aq/Documents/cfpMHDtruckRulesFAQ.pdf. Note that state authority to implement this rule was revoked by Congress in June 2025; however state authorities are continuing to work with the auto industry to achieve these targets.

24 As defined by Oregon's Climate Friendly and Equitable Communities Program. https://www.oregon.gov/lcd/cl/pages/cfec.aspx

THE ROLE OF WILSONVILLE

While these State programs will reduce GHG emissions, there are several reasons why cities like Wilsonville still have an essential role to play in addressing climate change.

Firstly, **not all of the City's emissions are addressed by state-wide legislation**. For example, the State does not yet have a commercial or residential building energy and emissions reporting and reduction program in operation; however these buildings produce 37% of Wilsonville's emissions.[25] Municipalities have authorities such as land-use policy, zoning, and building permitting which can be leveraged to help expedite a reduction in building energy use and emissions.

Secondly, **the success of state-wide legislation is not guaranteed**. For example, the Clean Energy Targets bill (2021) does not dictate how electric utilities are to achieve the required reductions, nor do municipalities have the authority to control this. This puts the onus on the many participants in the electrical grid to forecast production capabilities for 'new' technologies, retire old assets, invest in and construct new ones, adapt generation, storage, transmission, and distribution networks, and then finally to coordinate sufficiently to ensure that the grid will continue to provide stable, affordable and reliable electricity to agreed service levels. Although there are financial penalties for failure, they do not guarantee success.

Furthermore, much of Oregon's legislation focuses on cleaning the electrical grid and capping fossil fuel consumption while transitioning to electric vehicles. Electric vehicles, population growth, and the installation of clean technologies like heat pumps will increase the demand for electricity across Oregon. **Parallel investments in energy efficiency improvements and local renewable projects would offset this increase in electricity demand** and ease the transition. Cities like Wilsonville can play a role in encouraging energy efficiency improvements and solar photovoltaic systems, which can reduce the burden on the state grid and decrease the likelihood of the demand for electricity exceeding the supply.

Fourthly, **the shift to non-emitting energy sources and to more energy-efficient facilities brings many additional benefits to cities and their residents**. For example, more energy-efficient homes are less expensive to heat and cool than conventional homes. Buildings in which natural gas stoves, furnaces and clothes dryers are replaced with electric models will increase electricity consumption, but will have much healthier indoor air quality.[26]

It's also important to note that many of the costs of adapting to climate change and of repairing infrastructure from damage caused by climate change are borne by municipalities. Repairs to stormwater infrastructure, sewers and roadways are examples of municipal costs that are already increasing due to climate change, and this is requiring cities to redirect money to cover these costs. Municipalities that take action now to both reduce emissions and improve resilience are investing to reduce their own future costs. Ultimately, **upgrading this infrastructure comprehensively and early, and investing in local, zero-emissions energy generation, directly reduces the local damage caused by these events and increases the community's resilience, ultimately saving money for the municipality**.

25 The State has passed House Bill 3409, requiring existing large commercial buildings to meet Building Performance Standards by reporting energy use, and implementing measures to reduce energy use sufficiently to meet defined targets. See the following for more information: https://www.oregon.gov/energy/Data-and-Reports/Documents/2025-ODOE-BPS-Legislative-Report.pdf

26 Lewis, Tanya. 'The Health Risks of Gas Stoves Explained'. Scientific American. January 19, 2023. https://www.scientificamerican.com/article/the-health-risks-of-gas-stoves-explained/

MORE THAN A 'CLIMATE PLAN'

Municipal climate actions have come a long way since the first climate action plans were written in the early 2000s. In fact in 2025, the financial business case for climate action is just as compelling as the environmental reasons are. This means that it's becoming easier for cities to justify taking these climate actions than to justify continuing with the status quo.

'Clean' technologies are now proven solutions

Some of the most important 'clean' technologies have now been available for decades. Solar photovoltaic (PV) panels for example, have been viable, affordable and commercially available since the 1980s. In the last decade, the labor force has become familiar with solar installation and maintenance, just as HVAC technicians have become skilled in installing air source heat pumps for both space heating/ cooling and water heating. The costs of installing these systems continue to fall as mass manufacturing practices improve.[27] Government policies, net-metering programs, and utility and transmission readiness now make solar PV a straightforward option for municipalities, corporations, and homeowners.

In essence, in 2025 the risks that once would have been associated with adopting 'new technologies' have been largely eliminated.

Taking climate action reduces municipal costs

Municipal climate actions reduce costs in both a city's operating and capital budgets. The costs to heat and cool energy-efficient facilities using zero-emissions sources are already less variable and lower than the costs of using fossil fuels.[28]

The cost to charge and maintain fleet vehicles is significantly lower than the cost to fuel and maintain ICE vehicles (including the costs of chargers).[29]

Building new developments in existing urban areas - extending buildings upwards rather than extending a city's footprint outwards - reduces municipal costs associated with extending roadways, as well as water, wastewater, fire suppression and power infrastructure out into suburbs. It also avoids the destruction of natural lands and resources that would otherwise be subsumed into urban sprawl.

27 According to the Wood Mackenzie Power & Renewables and SEIA's Q1 2025 report: "An average-sized residential system has dropped from… $40,000 in 2010 to roughly $26,880. Recent utility-scale prices range from $16 to $35/ MWh, competitive with all other forms of generation. https://seia.org/research-resources/solar-industry-research-data/

28 International Energy Agency. "North America: Shares of Renewables" web page. https://www.iea.org/regions/north-america/renewables. Accessed May 27, 2025.

29 McKinsey & Company. Automotive and Assembly. "Why the economics of electrification make this decarbonization transition different." 2023. https://www.mckinsey.com/industries/automotive-and-assembly/our-insights/why-the-economics-of-electrification-make-this-decarbonization-transition-different

Climate actions can provide municipalities with new revenue sources

Both climate actions, and the way those actions are implemented can provide opportunities for cities to establish new revenue sources. Here are some examples of ways in which other communities are generating revenue for the City while contributing to a reduction in community emissions:

- Add a climate surcharge to all public parking (as done recently in Portland). This charge reminds people that there is an environmental cost to driving a personal vehicle, and gently discourages the behavior. Funds from this surcharge are directed into improving alternative modes of transportation.
- Install solar PV on city facility rooftops, over parking lots, and in low-value land such as highway roadsides, to realize revenue from electricity fed into the grid.[30] The French Prairie Solar Station at the interchange of Interstates 5 and 205 offsets operational costs in a similar way for ODOT.
- Create municipal waste management services that re-sell construction materials from dismantled buildings, receive organic waste to produce and sell compost, and collect fats, oils and greases to generate renewable natural gas for sale to industry. A similar program operates at the Gresham wastewater treatment facility.[31]
- Sell residual energy or heat generated at city facilities such as IT data centers, wastewater treatment facilities or underground piping, or other large-scale energy users within city operations.

In fact, there are many ways in which climate change actions improve a city's ability to thrive and ensure that it endures sustainably in the future. Table 2 provides some of the key 'Thriving City Benefits'; specific examples will be discussed throughout this Plan.

30 See the ODOT Solar Highway Program for more information. ttps://www.oregon.gov/odot/Programs/Pages/Solar-Highway.aspx

31 City of Gresham, Oregon. "Wastewater Treatment Plant" web page. https://www.greshamoregon.gov/environmental-services/water-services/wastewater-treatment-plant/.

Table 2. Thriving City Benefits.

Benefit	Icon	Description
Economic and Job Growth		Investments in clean energy, infrastructure, and innovation can create new jobs, attract new industries, and support long-term economic resilience.
Affordability for Residents		Climate action can lower household and business costs over time by reducing energy bills, transportation expenses, and exposure to climate-related damages. This improves long-term home affordability.[32]
Financial Benefits for the Municipality		Climate actions can significantly reduce a municipality's operating costs through reduced energy consumption, more stable pricing, less maintenance, and even new or increased revenue streams.
Improved Health & Air Quality		Cleaner air, expanded green spaces, and safe options for walking and biking contribute to improved physical and mental health across the community.
More Accessible Mobility		Climate action can improve access to affordable, safe, and reliable transportation options such as public transit, biking, and walking.
Improved Energy Security		Distributed renewable energy and energy efficiency improvements help make the power grid more reliable, flexible, and resilient to extreme weather.
Resilient Nature & Biodiversity		Protecting and restoring natural areas supports local biodiversity, improves air and water quality, provides shaded, cooler areas reducing the urban heat island effect, and strengthens community resilience to climate change impacts.
Climate Resilience		Changes such as making buildings more energy-efficient helps communities prepare for and respond to extreme weather, flooding, wildfire, and other climate-related risks.
Reduced Waste	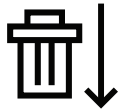	Reducing waste decreases greenhouse gas emissions, conserves natural resources, and supports cleaner, more sustainable communities.

32 World Resources Institute. "12 Reasons Climate Action is Good for the United States Economy." https://www.wri.org/insights/12-reasons-climate-action-good-united-states-economy

PLANNING PARADIGM

Although there are many decarbonization initiatives a city can pursue, they typically fall into one of five strategic approaches, shown in Figure 7. These approaches include: **Avoid, Reduce, Replace, Remove, and Offset**. Wilsonville's CAP was guided in part by prioritizing actions based on the approach they take:

- The top priority is to completely **avoid** activities and fuels that produce emissions.
- This is followed by **reducing** emissions-producing activities, and the amount of energy used through efficiency improvements.
- After efficiency is significantly improved, decarbonization requires **replacing** the use of fossil fuels with zero-emissions energy sources to satisfy the remaining energy demand.
- Protecting existing natural systems (such as trees and wetlands) and technological systems (such as carbon capture and sequestration) to **remove** emissions from our atmosphere. While these are useful, they can only sequester a small amount of the emissions we continue to produce.
- Finally, if the community has emissions it is currently unable to eliminate, the concept of **'offsets'** allows the community to pay someone else to eliminate more of their emissions instead. This approach can be useful, however in practice it has significant challenges. This approach should only be used if no alternative is available, and until a better option is found.

Figure 7. ARRRO Planning Philosophy.

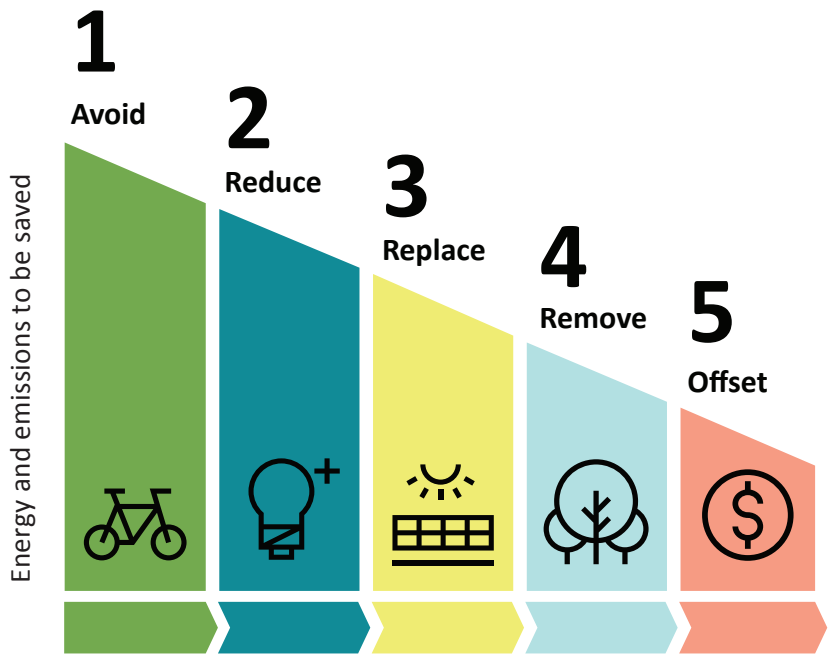

WILSONVILLE'S CURRENT AND FUTURE ENERGY USE AND EMISSIONS



Image: Willamette River Sunset | Source: City of Wilsonville.

2018 INVENTORY

Using the ScenaCommunity methodology, the project team compiled a community-wide energy and GHG emissions inventory for one calendar year, drawing on data from the City of Wilsonville, State and federal agencies, and other sources. The inventory is organized into five key sectors: transportation, commercial buildings, residential buildings, industrial facilities, and solid waste. The year 2018 was selected as the baseline because it provided the most comprehensive and consistent data across all sectors.

Figures 8 and 9 illustrate energy consumption and GHG emissions in Wilsonville for 2018. **In that year, the community of Wilsonville consumed 179 metric million British thermal units (MMBtu) of energy per person or 4,200,000 MMBtu community-wide, and emitted 12 metric tons of carbon dioxide equivalent ($MTCO_2$) per person, or approximately 285,000 $MTCO_2e$ community-wide.**[33]

The transportation sector was the largest consumer of energy, accounting for approximately 50% of total use. Residential and commercial buildings each represented about 19%, while industrial facilities comprised the remaining 13%. GHG emissions followed a similar pattern, with transportation responsible for 48% of emissions. Commercial buildings contributed 21%, residential buildings 16%, industrial facilities 14%, and solid waste less than 1%.

Figure 8. Wilsonville's 2018 energy consumption (MMBTU) by sector.

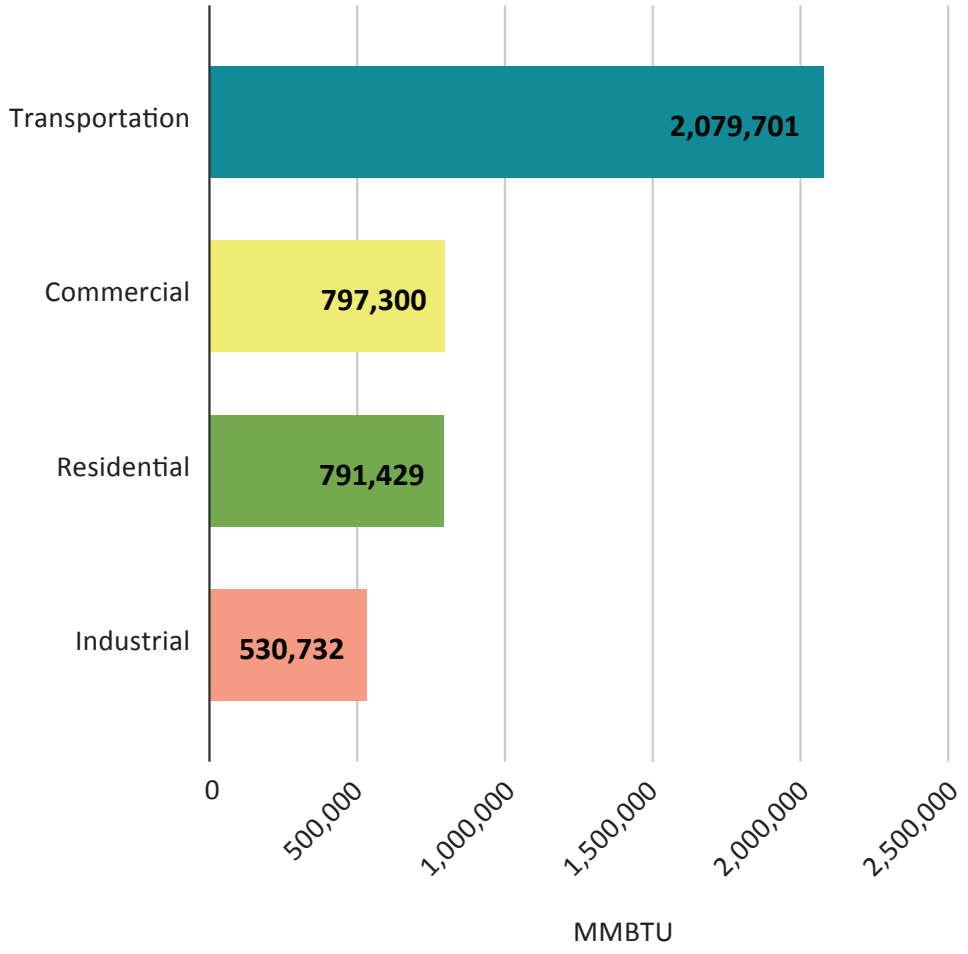

33 For comparison, in 2019 the City of Tigard consumed 129 MMBtu of energy and emitted 10.7 $MTCO_2e$ of emissions per person.

Figure 9. Wilsonville's 2018 GHG emissions ($MTCO_2e$) by sector.

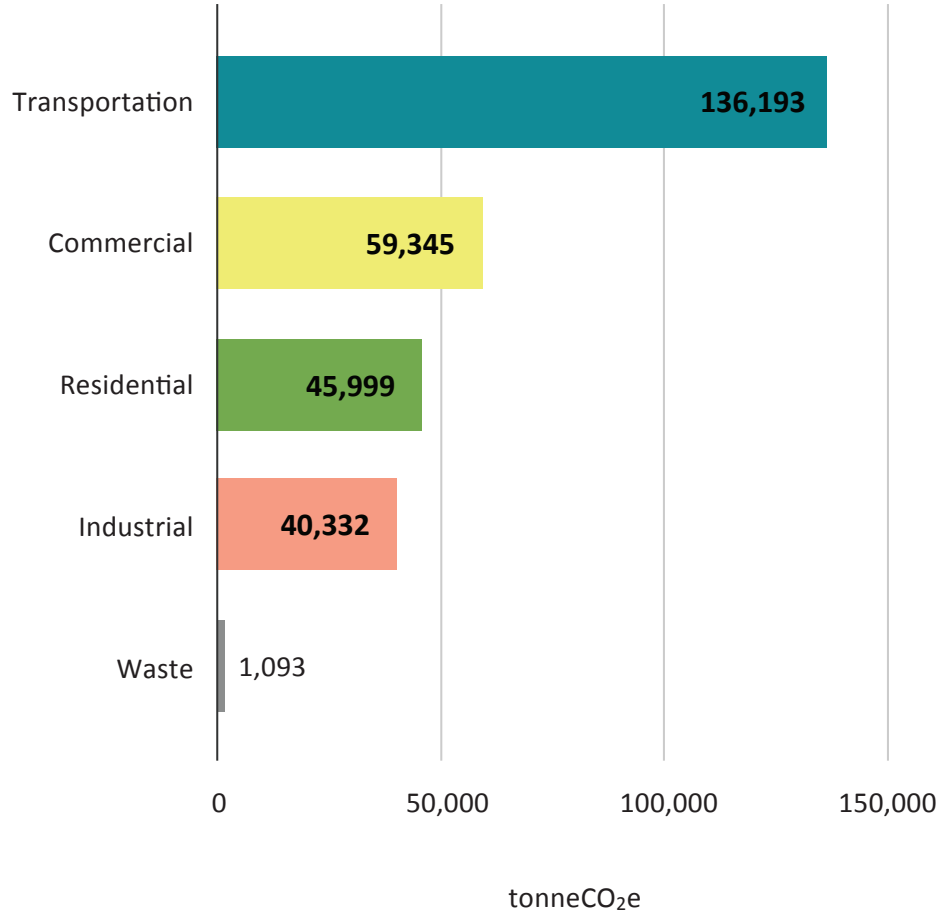

Transportation was the largest source of both energy use and emissions, driven by the City's high rate of vehicle use. In 2018, an estimated 93% of trips in Wilsonville were made by personal vehicles. Even short trips tend to be made in vehicles: 86% of trips that were less than one mile were made in personal vehicles. This indicates an opportunity to reduce GHG emissions by encouraging a mode shift to more sustainable forms of transportation, including walking, biking, and transit, especially for shorter trips. Cities can encourage this by investing in active transportation infrastructure such as bicycle lanes and permitting denser, mixed-use developments.

Commercial and residential buildings were the second largest source of emissions, contributing a combined total of 42% of GHG emissions. Natural gas accounts for approximately 42% and 30% of GHG emissions in residential and commercial buildings, respectively, in the baseline year. Most of the remaining GHG emissions come from grid electricity. This highlights the importance of transitioning away from natural gas use by installing heat pumps in buildings and decarbonizing the electrical grid.

FUTURE BUSINESS-AS-USUAL SCENARIO

After the baseline inventory was completed, a business-as-usual (BAU) scenario was modeled. The scenario forecasted Wilsonville's energy use and GHG emissions annually out to the year 2050 if no changes are made to the City's buildings, transportation patterns, energy sources, and technologies, and the City's population increases over this time by 30% (1% annually).

Figures 10 and 11 show that in the BAU scenario, between 2018 and 2050, Wilsonville's projected energy consumption and GHG emissions will both increase by 22 - 23%. Transportation emissions would slightly decrease during this period due to improved fuel standards and an uptake in electric vehicles, while industrial emissions slightly increase. Most of the new energy and GHG emissions would be associated with new residential and commercial buildings to support the City's population growth and economic development.

Figure 10. Wilsonville's energy consumption (MMBTU) by sector in the BAU scenario, 2018 - 2050.

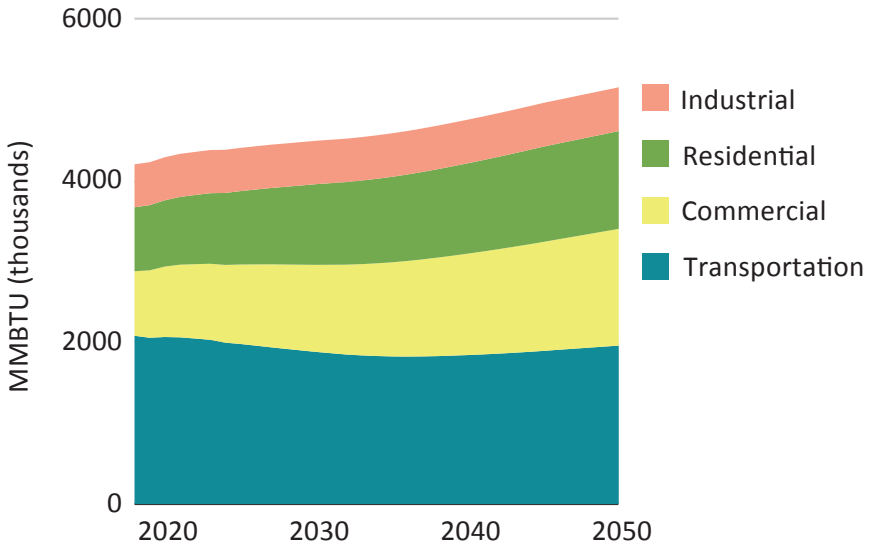

Figure 11. Wilsonville's GHG emissions ($MTCO_2e$) by sector in the BAU scenario, 2018 - 2050.

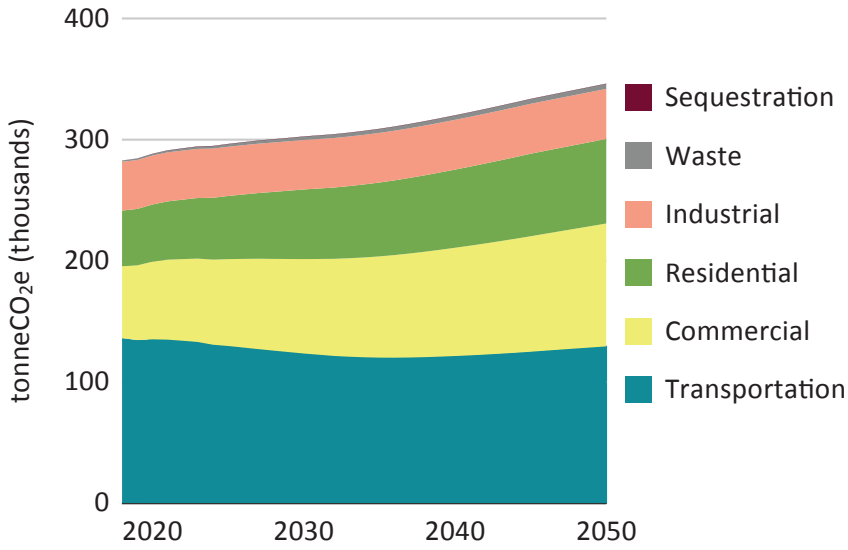

TWO FUTURE BUSINESS-AS-PLANNED (BAP) SCENARIOS

After the BAU scenario, two Business-as-Planned (BAP) scenarios were modeled. **Both BAP scenarios illustrate the impact of Wilsonville's and Oregon's existing, approved legislation, plans and policies on the community's future energy use and GHG emissions.** Specifically, both BAP scenarios assume that Oregon fully implements the current Advanced Clean Cars II and Advanced Clean Trucks standards. This means that the results show the impact of a) all new light-duty vehicles being electric or plug-in hybrid electric, and b) a growing share of new medium- and heavy-duty vehicles being zero-emissions, by 2035. Both scenarios also reflect the assumption that building codes continue to improve regularly, making new buildings more energy-efficient, and that 1.5% of existing buildings are weatherized annually through Oregon's Healthy Homes Grant Program.

BAP without and with Grid Improvements

The only difference between the two BAP scenarios is the emissions factor of the electrical grid.

The first BAP scenario (BAP without Grid Improvements) assumes that the GHG reduction targets required by Oregon's Clean Energy Targets Bill are not met, and the electrical grid emissions factor remains at current levels.

The second BAP scenario assumes that the GHG reduction targets set by Oregon's Clean Energy Targets bill are achieved, resulting in 100% renewable electricity by 2040.

Energy Consumption

The amount of energy consumed by the community is the same for both BAP scenarios, all the way out to 2050. The graph in Figure 12 shows Wilsonville's projected annual energy consumption for both BAP scenarios, by sector, out to 2050. Overall, in this time period, energy consumption would decrease by approximately 2%.

Figure 12. Wilsonville's energy consumption (MMBTU) by sector in the two BAP scenarios, 2018 - 2050.

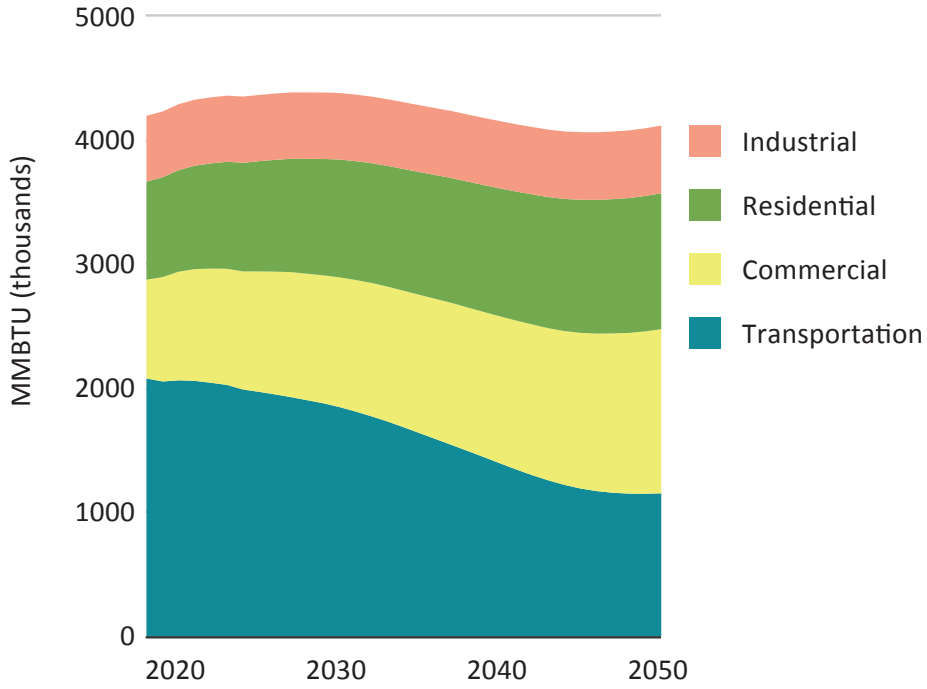

In the transportation sector, the reduction in energy consumption is almost 50%. This is due to the fact that electric and hydrogen vehicles are both much more energy-efficient than gas and diesel-powered vehicles. So, as Wilsonville's vehicles are switched to zero-emissions models, the total energy required for transportation falls significantly.

This improvement, however, is almost entirely offset by increases primarily in energy consumption in the residential and commercial building sectors. This tells us that from the perspective of energy demand, the current rate of building code improvements will not keep up with the impact of population and economic growth in Wilsonville.

Greenhouse Gas Emissions

The greenhouse gas emissions produced in the two BAP scenarios are different. This is shown in Figure 13.

Figure 13. Wilsonville's GHG emissions ($MTCO_2e$) by sector in the BAP scenarios with grid emission reductions (left) and without grid emission reductions (right), 2018 - 2050.

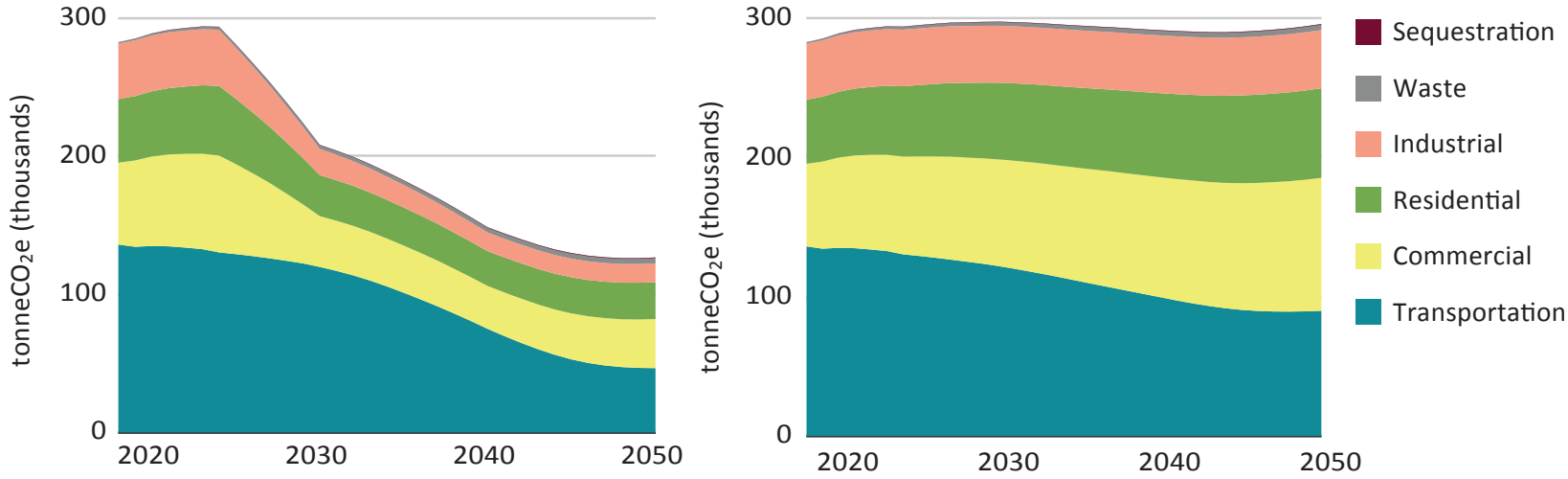

Comparing emissions in these two scenarios allows us to see the importance of decarbonizing the electrical grid to overall GHG emissions reductions in Wilsonville (and the State as a whole). In the scenario where Oregon meets its electrical grid emissions reduction targets, Wilsonville's total GHG emissions decline by 55% by 2050. In contrast, if the grid continues with the same energy mix it had in 2018, Wilsonville's total emissions in 2050 will be 4% higher than they were in 2018 - even if existing trends (such as ZEV adoption) continue, and other existing energy efficiency plans are completed.

Two things become clear from this:

1. Current rates of 'clean technology' adoption combined with Wilsonville's existing initiatives will not be sufficient to meet the community's emission reduction goals. More effort is required.
2. The decarbonization of electricity - both on the grid and with local renewable systems - is critical to reducing emissions and to providing a long-term source of energy for the majority of Wilsonville's energy needs.

TWO FUTURE 'LOW CARBON' SCENARIOS

The project team used the results of the BAU and BAP scenarios to select a set of 'low carbon' actions that would effectively reduce Wilsonville's energy use and eliminate the community's greenhouse gas emissions. Several factors were considered when selecting these actions. These included:

- The climate action planning paradigm introduced earlier in the report;
- The necessity of the action to reach the State's climate goals on the timeline required;
- Selecting actions that would maximize the community's economic development in future growth industries;
- Making life more affordable for Wilsonville's residents and businesses;
- Reducing the City's long-term operating costs, and improving the resilience of its infrastructure; and,
- The City's authority to carry out the action.

The selected actions were then laid out on a specific timeline to ensure that they build upon each other to optimize benefits to the community and take the greatest advantage of financial investments involved. They were modeled on top of (or in addition to) the BAP without Grid Improvements scenario. This final combination of actions on a timeline is the Low Carbon (or LC) scenario. It is described in the next section of this Plan, entitled Low-Carbon Actions. They constitute a pathway for Wilsonville to reach its GHG reduction goals, and to ensure long-term economic and social sustainability for the community.

LC without and with Grid Improvements

As with the BAP scenarios, two variations of the low-carbon actions were modeled. In the first scenario, the electrical grid does not decarbonize; instead, the electricity emissions factor remains at its current level. This is the Low Carbon without Grid Improvements (LCWOG) scenario. In the second scenario, the grid does switch to zero-emissions, renewable energy sources by 2040. This is the Low Carbon with Grid Improvements (LCWIG) scenario.

Energy Consumption

As with the BAP scenarios, future energy consumption is the same for both LC scenarios. Energy consumption in the LC scenarios are, however, much lower than in any of the BAU or BAP scenarios. By implementing the actions in the Low Carbon scenarios, Wilsonville's total energy consumption decreases by 41% between 2018 and 2050. Figure 14 displays the projected energy consumption for the Low Carbon scenarios.

Figure 14. Wilsonville's energy consumption (MMBTU) by sector in the two Low Carbon scenarios, 2018 - 2050.

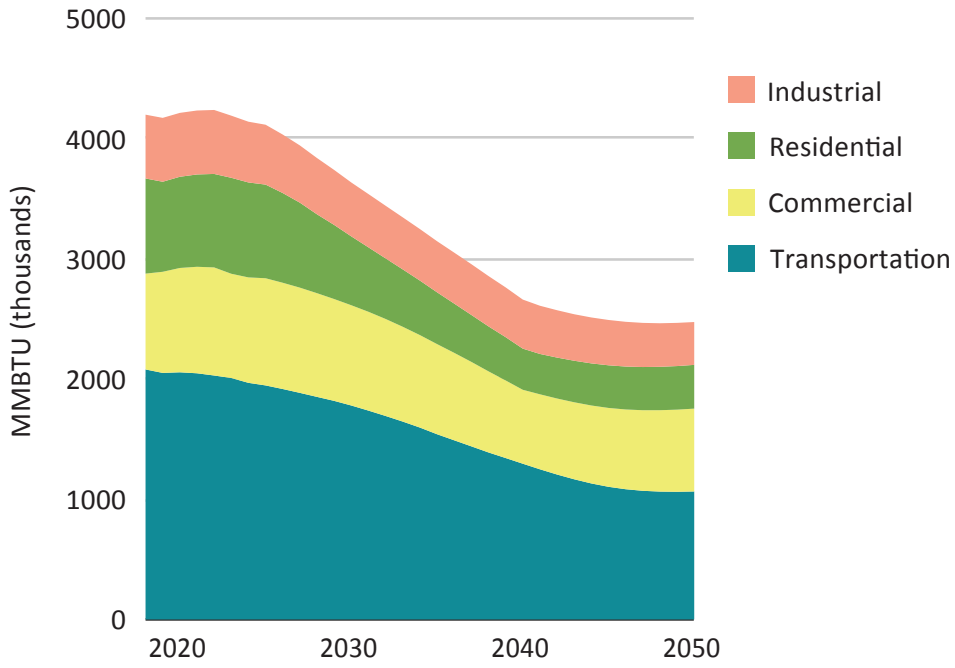

This reduction is due to a number of important changes:

1. The actions include making both existing and new buildings significantly more energy-efficient in the very near future. This reduces the energy that will be required to heat and cool buildings, even as the population grows and new construction continues.
2. Switching from furnaces (even high-efficiency furnaces) to emissions-free heating and cooling systems like heat pumps increases energy efficiency from approximately 96% to 300-400% efficiency. This dramatically reduces total energy consumption in the community.
3. Gas and diesel vehicle engines are only approximately 25% efficient; this means that 75% of the fuel purchased to run an ICE vehicle is lost in the combustion process and in heat, and is not used to actually move the vehicle.[34] On the other hand, electric and hydrogen-fueled vehicles are approximately 87% efficient. As a result, as more ICE vehicles are retired and replaced with zero-emission vehicles, much less energy is required to transport goods and people, even as the population increases.

These reductions in energy consumption translate into long-term financial savings in the form of avoided energy costs for all Wilsonville residents, businesses, and for the City.

34 U.S. Environmental Protection Agency. "Electric Vehicle Myths" webpage.

Greenhouse Gas Emissions

The pathway of the modeled low carbon actions alone (i.e. without considering the impact of the electrical grid) reduces Wilsonville's total annual emissions by 69% (from 282,963 MTons in 2018 to 86,850 MTons) in 2050. This is a dramatic reduction that highlights how effective local action is, and how important Wilsonville's implementation of these actions will be to ensure the community has a sustainable future. The impact of individual actions, and groups of actions, are described in the Low Carbon Actions section of this document.

There is also a difference in the emissions produced by the two LC scenarios. This is shown in Figure 15.

Figure 15. Wilsonville's GHG emissions (Thousands of Mt CO_2e) 2018 - 2050, by sector in the Low Carbon scenarios. Low Carbon with Grid Improvements (LCWIG) is on the left, and Low Carbon without Grid Improvements (LCWOG) is on the right.

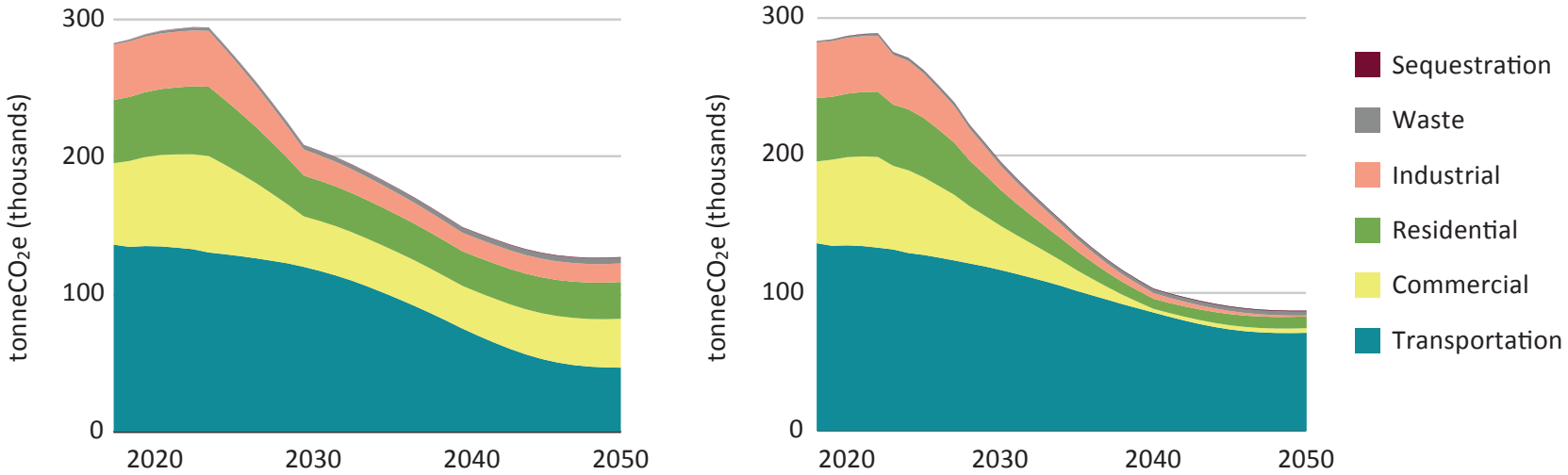

In the Low Carbon with Grid Improvement (LCWIG) scenario, Wilsonville's total emissions fall by 58% in 2035 (exceeding the State's 2035 goal by 13%), and 83% in 2050 (exceeding the State's goal by 3%. By contrast, while the LCWOG scenario also reduces emissions by 58% by 2035, by 2050, it has only eliminated 69% of Wilsonville's emissions.

The Social Cost of Carbon

The difference between the two LC scenarios is most evident in the fact that the LCWIG scenario achieves significant emission reductions much sooner than the LCWOG scenario.

This is significant because reducing emissions **rapidly** is crucial to avoiding the most catastrophic effects of climate change. Those catastrophic effects are realized as costs society must pay to repair damaged and destroyed infrastructure, expand stormwater capacity and backup power, increase healthcare services for heat stroke, develop crop treatments for new pests and diseases, and support for residents without access to cool buildings and clean water during storm events.

This concept of the cost to society of not addressing climate change is called the **'social cost of carbon' (or SCC)**. Resources for the Future provides regularly updated calculations of the SCC in the U.S. for each decade into the future. Their current calculation of the SCC is $226 USD / Metric ton of emissions.[35]

The concept of assigning a societal cost to each ton of emissions released helps us understand the long-term, financial value of reducing our emissions as fast as possible. In the case of Oregon's electricity grid, if it can switch to 100% clean, renewable power by 2040 (as in the LCWIG scenario), this will eliminate over 441,000 **more** Mtons of emissions from Wilsonville, between 2018 and 2050, than the LCWOG scenario. Using the social cost of carbon, we can translate these avoided emissions into a value of $99,666,000 in avoided social costs.

Furthermore, a large portion of the costs (up to 88% in some studies[36]) imposed by the impacts of climate change are borne by local and state governments. This makes sense: as climate change increases, the frequency and severity of damaging storms, excessive heat, and power outages also increase, and the impact of this plays out intensely in urban settings. The infrastructure that is damaged from waste and stormwater networks, to roads and public buildings, and to utility services - is often municipally-owned or managed. This can leave a municipality unable to provide services when they are needed most and also struggling to pay for extensive and regular repairs.

It is in every municipality's interest to support the State in its efforts to decarbonize the grid by 2040, and to take every action within the city's authority to reduce its community emissions.

35 This is the SCC value for the year 2030 from the Resources for the Future, 'Social Cost of Carbon Explorer' website. https://www.rff.org/publications/data-tools/scc-explorer/. Accessed June 18, 2025.

36 Wesseller, Sarah. Yale Climate Connections. "Stuck with the bill: Local governments deluged with rising climate damage costs."

https://yaleclimateconnections.org/2022/09/stuck-with-the-bill-local-governments-deluged-with-rising-climate-damage-costs/. Accessed June 18, 2025.

SUMMARY

Five future energy and emissions scenarios were modeled for Wilsonville. Figure 16 shows the emissions reductions associated with each scenario, alongside the reduction targets (from Executive Order 20-04[37]) of 45% by 2035 and 80% by 2050 relative to 2018 levels.

The Business-as-Planned with Grid Improvements (BAPWIG) scenario, which reflects existing state-level policies including grid decarbonization, achieves only a 55% total reduction in emissions by 2050.

The Low Carbon without Grid Improvements (LCWOG) scenario, which includes State policies (excluding decarbonization of the electricity grid) and local climate actions, only achieves a 69% reduction by 2050.

Only the Low Carbon scenario with Grid Improvements (LCWIG) scenario meets the State's goal to reduce emissions by at least 80% by 2050.

This highlights the fact that both state-wide and local actions will be essential to achieving Wilsonville's long-term climate goals. It also indicates that Wilsonville should both support the State's legislation and encourage as much local renewable electricity generation as possible, for the benefit of its community members and itself corporately.

Figure 16. Summary of Wilsonville's GHG emissions ($MTCO_2e$) by scenario, 2018 - 2050.

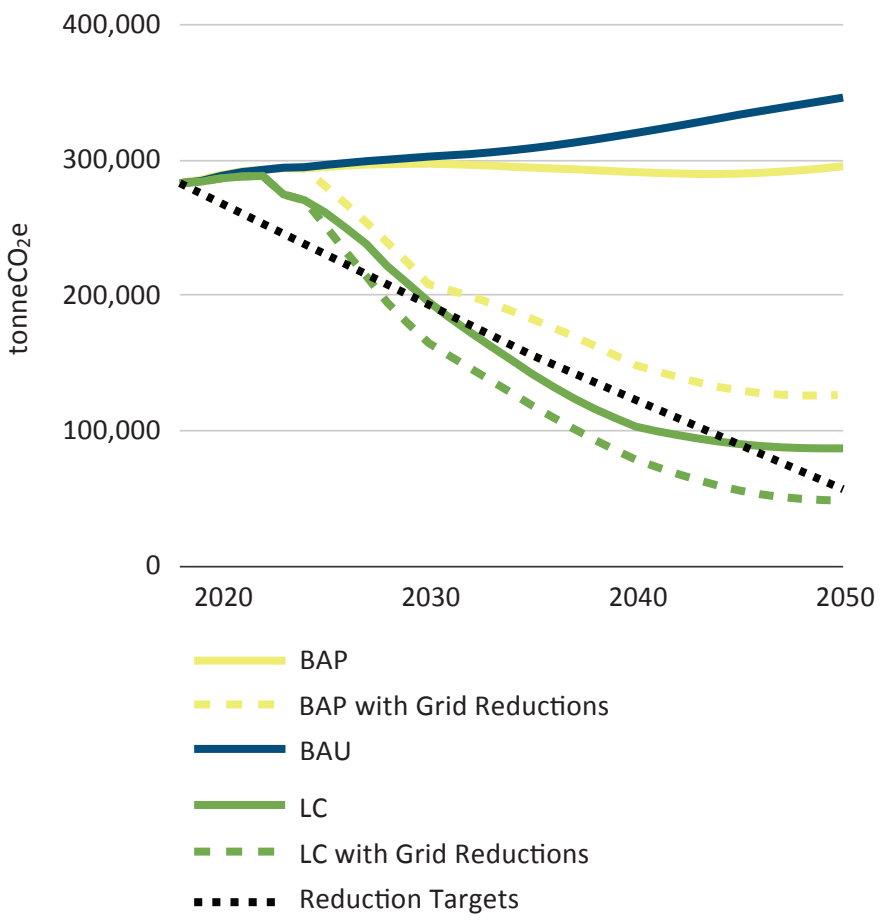

37 Executive Order 20-04 uses 1990 as a baseline. For this plan, 2018 was selected as a baseline year for the target as 1990 data for the City of Wilsonville is not available.



LOW CARBON ACTIONS

Image: House with solar panels in Oregon, USA.
Source: Photo by RG/stock.adobe.com

OVERVIEW

This section explores what climate actions are, specifically as compared to implementation measures. It then discusses the specific actions included in Wilsonville's Low Carbon scenarios, and the impact each can have on emissions and on the community's overall well-being into the future.

What is a climate action?

Climate actions provide a clear description of the extent and speed of change that is factually required to meet the community's goals. They are not intended to reflect how politically palatable or operationally feasible the action may be. Rather, they provide a scientifically based 'guiding star'. The timeline of climate actions in this Plan are a reference to compare the community's progress to ensure Wilsonville remains on track to meet its goals.

Climate actions are also modelable. This means they are expressed as a quantifiable change that occurs over time, like the following. (Note that this is not a real action from Wilsonville's Climate Action Plan.)

'Beginning in 2028, 35% of all new vehicles sold in Wilsonville will be electric vehicles.'

What is an implementation measure?

Climate actions do not describe **how** this will be achieved - whether it will be through incentives, regulations, etc. **Implementation measures describe the programs, policies, incentives and other tools the City will deploy to ensure that the climate actions are achieved.** An initial set of Implementation Measures that have been reviewed by Wilsonville's staff is provided in Appendix A. These constitute a starting point that will need to be reviewed and revised regularly and quickly become more ambitious to realize the benefits described in this Plan.

Emissions Impact Summary

The impact of each of Wilsonville's climate actions is shown in Figure 17 and 18. These are wedge diagrams. The line that runs almost horizontally across the top of the graph represents Wilsonville's emissions in the BAU scenario, if no actions are taken to address climate change. Below are a series of colored wedges, each of which represents the impact of one of the actions described below.

Figure 17 highlights the LCWIG scenario (in which the electricity grid is fully decarbonized by 2040), and Figure 18 highlights the LCWOG scenario (in which the state grid targets are not achieved). If the latter scenario occurs, further local actions (in addition to what was modeled like maximizing rooftop solar potential and procuring green electricity) will become critical for Wilsonville to meet its climate goals.

Figure 17. Emission reductions over time for each action in the Low Carbon with Grid Improvements (LCWIG) scenario.

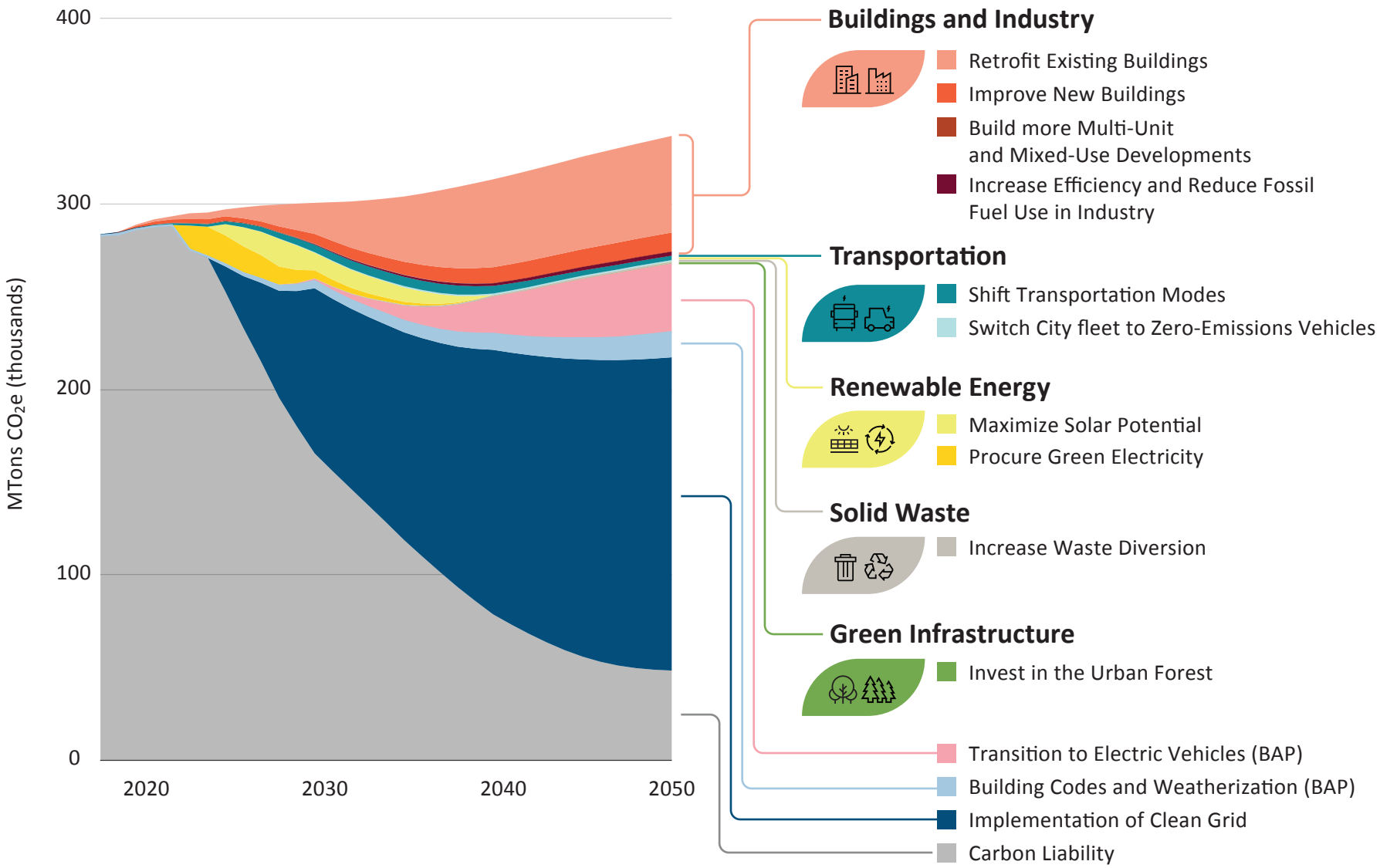

Figure 18. Emission reductions by action in the Low Carbon without Grid Improvements (LCWOG) scenario.

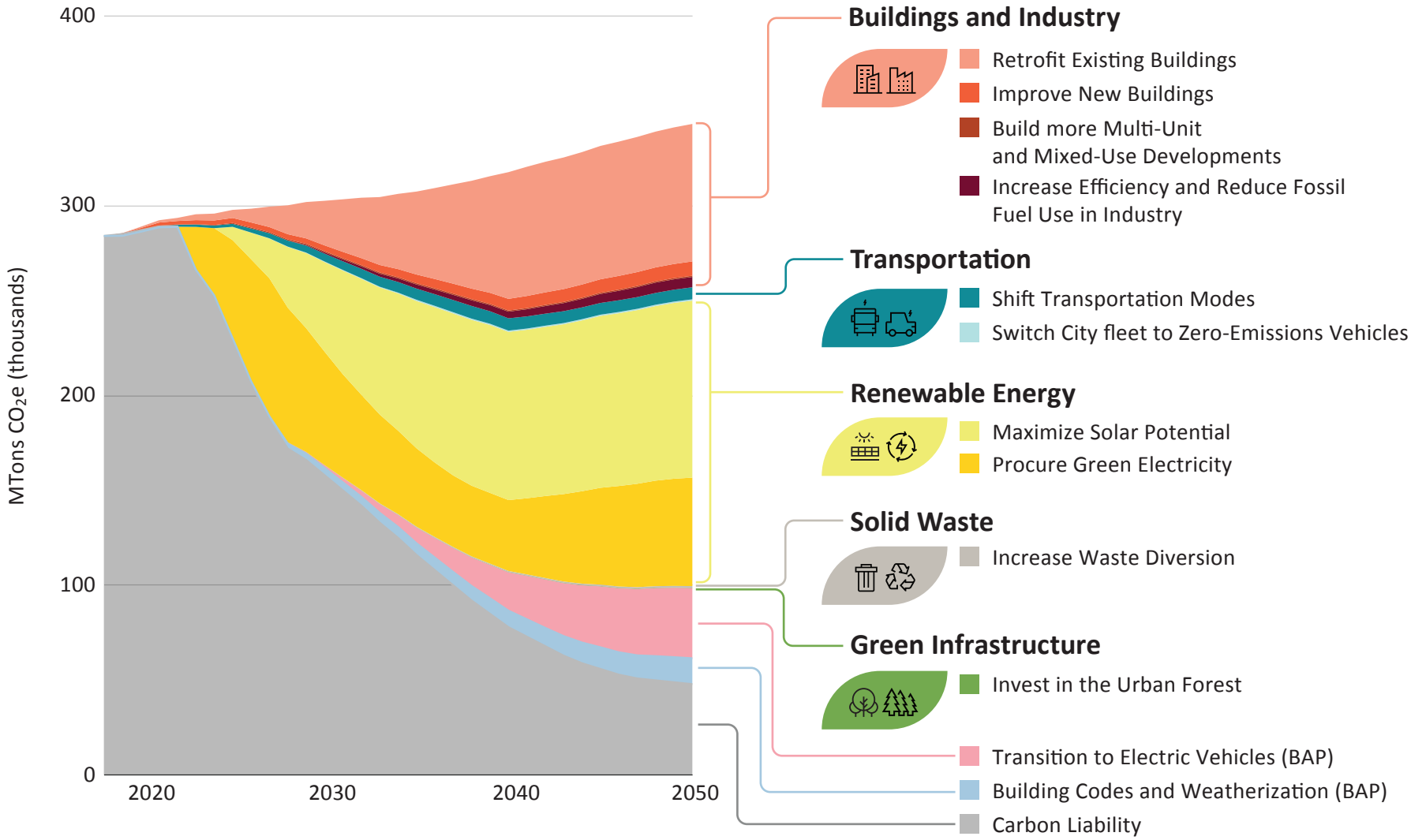

These diagrams illustrate that many actions initially only reduce a small amount of emissions, but their impact grows rapidly over time. This illustrates the importance of starting this work immediately.

City Leadership

The first few years of many of these actions are critical to 'normalizing' these changes, helping Wilsonville's residents, businesses and City staff become familiar with them. As people begin to adopt heat pumps, install solar systems and switch to ZEVs, these actions will become 'normal'.

Monitoring the challenges encountered in those first few years and adapting quickly will be a key way that the City of Wilsonville can ease and speed up the transition. For example:

- Changes may be required to City permitting processes to ensure that installing heat pumps is as easy or easier than installing a furnace.
- Construction workers will need to be taught new building standards and more solar PV installers may be required. The City can work with the State, community colleges and trade programs to anticipate this need and develop programs to ensure a sufficient local work force is available and ready to benefit from the demand for their skills.
- Additional ZEV charging infrastructure and energy storage will be required, but where and how quickly will require analysis and planning.
- Active transportation infrastructure can be implemented and adjusted quickly to ensure it adapts to residents' needs and makes them feel comfortable enough to continue using it.
- Retrofitting the City's own facilities, setting higher energy standards for its own new corporate buildings, and switching its own fleet to zero-emissions vehicles are also vital ways the City should demonstrate leadership in taking action on climate change. Taking these steps will also help educate the community, and support the development of a local, skilled workforce.

If the City of Wilsonville takes a proactive, flexible, and supportive approach to these initial years, the benefits of these changes quickly become self-evident, and the changes will become self-perpetuating. As implementation continues, the City will need to actively monitor and report on the programs, policies, incentives and educational initiatives, and the progress being made. Many of these City initiatives will require regular updates to improve uptake or ensure that the desired changes are accelerating.

Wilsonville's Climate Actions

The next section of the Plan describes the low-carbon actions that the City of Wilsonville can either directly control, lead, or strongly influence. There are ten climate actions grouped into five categories:

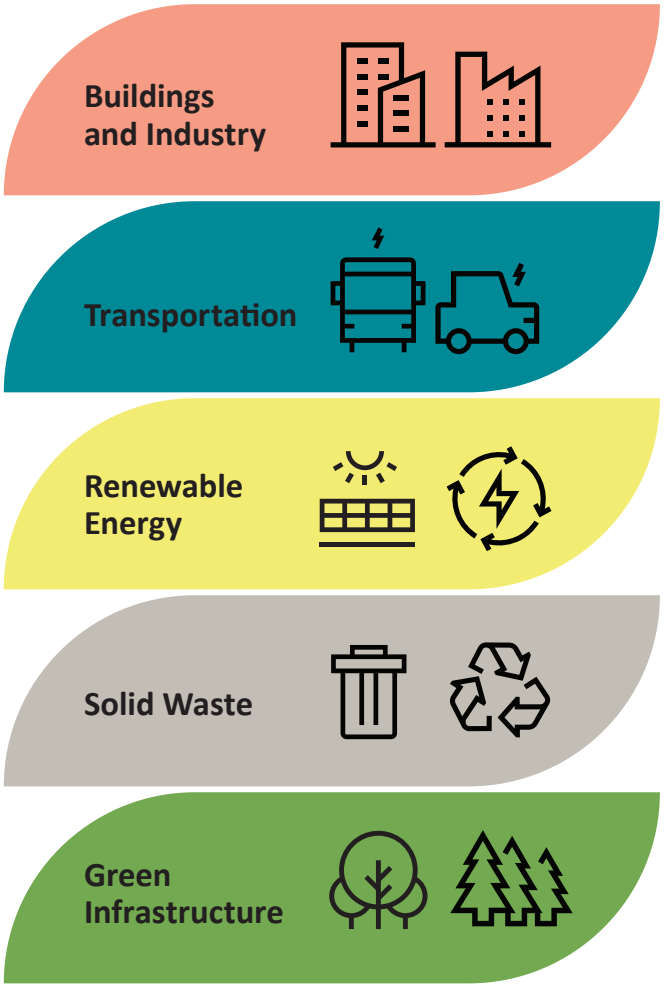

For each sector and/ or action, the following is provided:

- Identification of the sources of emissions in Wilsonville that will be reduced by the action.
- A description of the action, and how it interacts with other actions to maximize emissions reductions, cost savings, and other benefits.
- The specific wording of the action that was modeled.
- A high-level indication of the up-front cost/savings and long-term cost/ savings to implement the action.
- Icons indicating how the action also supports Wilsonville's ability to thrive economically and socially by addressing additional urban challenges. (These icons are described in Table 2: Thriving City Benefits Legend.)

Buildings & Industry

Buildings are responsible for just over half of Wilsonville's GHG emissions. In 2018, residential and commercial buildings were responsible for 37% of the City's emissions, while industry was responsible for another 14%. Given the scale of these emissions, three Low Carbon actions were developed for buildings and industry. These include retrofitting existing buildings, improving new buildings, and improving industrial efficiency.

ACTION:

Retrofit Existing Buildings

This action also provides the following Thriving City benefits:

- Affordability for Residents
- Improved Health and Air Quality
- Financial Benefits for the Municipality
- Improved Energy Security
- Economic and Job Growth

The City of Wilsonville has a relatively new housing stock, with nearly half of all residences having been built after 1999. And whereas 25% of homes across Clackamas County as a whole were built before 1969, only 3% of homes in Wilsonville existed before this date. This reflects the City's significant growth over the past two decades.

Despite this however, energy used to heat and cool, light, and run appliances in Wilsonville's residences produced 16% of the community's total emissions in 2018. Energy used in commercial buildings was responsible for a further 21% of total emissions in the same year.

Figure 19. Era of construction for residential buildings in Clackamas County and Wilsonville, 2023.[38]

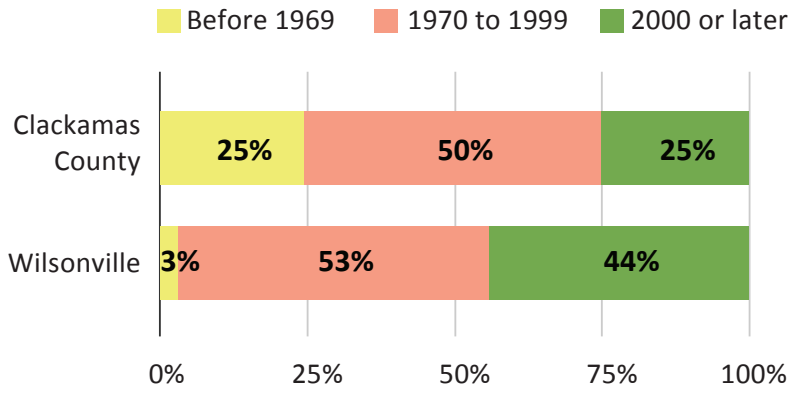

Emissions from energy used in both residential and commercial buildings must be reduced first by retrofitting the buildings to be more energy-efficient. These retrofits often include upgrading insulation and windows, sealing air leaks, and upgrading to more energy-efficient windows and doors. Fossil fuel heating systems and appliances must then be replaced with zero-emissions alternatives such as electric heat pumps (with or without backup electric resistance heat) for space heating and cooling, and for domestic water heating.

These upgrades provide long-term energy cost savings for owners and tenants. They also reduce the amount of temperature fluctuation within a building and delay the impact of power outages on indoor temperatures. In addition, the removal of natural gas and wood furnaces improves indoor air quality and provides healthier living spaces particularly for children and those with respiratory ailments.

38 Source: American Community Survey 2023 5-Year Data, Table B25034.

Immediate Cost and Long-Term Savings

The up-front cost to retrofit buildings depends on the condition and age of the building. Because most of Wilsonville's buildings were constructed after 2000, less retrofit work will likely be required, and the associated cost will also be lower than in older communities.

Retrofitting buildings provides secure, long-term cost savings to homeowners, businesses and to the City in terms of its own facilities. On other projects SSG has worked on in Oregon, the average household that underwent retrofits and conversion to zero-emissions systems saved more than $1000 annually in energy costs.

Modeled Action

Beginning in 2025, existing buildings in Wilsonville are gradually retrofitted to reduce thermal energy consumption by 40% and plug load energy consumption by 10%. By 2040, all existing buildings have been retrofitted to this standard.

Emissions Reduction

Between 2025 and 2050, this action will eliminate a total of 463 kt CO_2e in residential buildings and 579 kt CO_2e in commercial buildings. Together this constitutes 25% of the total emissions reductions achieved by this Plan.

ACTION:

Improve New Buildings

This action also provides the following Thriving City benefits:

- Affordability for Residents
- Improved Health and Air Quality
- Improved Energy Security

In Oregon, building codes are adopted at the state level, and all local jurisdictions, including the City of Wilsonville, are required to enforce the statewide code. The State typically updates its building codes every several years to align with international standards and best practices.[39] As a result, the City does not have the authority to mandate more stringent requirements for new buildings than those set by the State.

However, the City can encourage or incentivize developers to adopt Oregon's optional Residential and Commercial Reach Codes, which go beyond the base code to improve energy efficiency. Under the 2023 Residential Reach Code, new dwellings must follow one of three compliance paths: the ENERGY STAR Single-Family New Homes National Program, the U.S. Department of Energy Zero Energy Ready Home Program, or the Passive House US (Phius) 2021 Certification.[40]

Given this context, while the BAP scenarios assume that the State will adopt new building codes every five years, the LC scenarios include actions reflecting the City's ability to incentivize, and otherwise ensure that more buildings achieve higher energy efficiency standards.

Immediate Cost and Long-Term Savings

On average, the construction of new buildings to a net-zero emissions standard generally increases the up-front costs by 4% relative to building to code. This incremental cost is quickly offset by significantly lower energy costs the building will require. This is because the energy required by the building will be provided largely by on-site renewable energy systems that will provide power almost for free for the life of the building.

In the context of increasing affordable housing, building to a net-zero standard significantly improves the long-term affordability of home ownership.

Modeled Action

By 2030, 25% of new buildings constructed in Wilsonville meet net-zero standards; by 2040, this standard is met by 50% of newly constructed buildings.

Emissions Reduction

Compared to the Business as Planned scenario, this action will reduce GHG emissions by 152,000 $MTCO_2e$ in residential buildings and 154,000 $MTCO_2e$ in commercial buildings between 2025 and 2050. Together this constitutes 7% of the total emission reductions achieved by the actions in this Plan.

39 https://www.oregon.gov/bcd/codes-stand/pages/codebook-history.aspx

40 https://www.oregon.gov/bcd/codes-stand/Pages/reach.aspx

ACTION:

Build more Multi-Unit and Mixed-Use Developments

This action also provides the following Thriving City benefits:

- Affordability for Residents
- More Accessible Mobility
- Improved Health and Air Quality

Encouraging more multiunit and mixed-use development is a key strategy for reducing GHG emissions. These types of developments typically support more efficient land use, reduce the need for car travel, and make it easier for residents to bus, walk, or bike to destinations. These developments also increase housing diversity and affordability. As noted earlier, Oregon's Climate Friendly and Equitable Communities (CFEC) program requires cities to plan for a Climate Friendly Area, which must be well-served by multi-modal transportation, and be large enough to accommodate 30% of housing needs.

Within the Portland metropolitan areas, existing centers included in the 2040 Growth Concept are considered Climate Friendly Areas, including Wilsonville's Town Center.[41] The Town Center area was updated in 2019 to be a walkable, mixed-use, and transit-supportive area, and is consistent with CFA requirements. This action is based on these state requirements.

Immediate Cost and Long-Term Savings

Multi-unit residential buildings can be more expensive to construct than single-family homes. However, when they are planned in coordination with transportation and infrastructure planning, many of these incremental costs can be reduced significantly. For example, a community with less land dedicated to vehicle parking is much less expensive for a developer to build. If that community is also provided with access to excellent walking, biking and transit, the residents will also be able to travel as required without having to own a personal vehicle. This reduces the cost burden on residents for transportation and makes life much more affordable overall.

Modeled Action

30% of Wilsonville's new housing will be built in the Town Center area of the city.

Emissions Reduction

This more compact development will reduce GHG emissions by 15,000 $MTCO_2e$ between 2025 and 2050 relative to the BAP scenario. This constitutes only 0.4% of the total emissions eliminated by this Plan; however, this action enables subsequent actions to achieve larger emissions reductions.

This action aligns with:

- **Wilsonville Town Center Plan (2019)**

41 https://www.wilsonvillelibrary.org/citycouncil/page/city-council-15

ACTION:

Increase Efficiency and Reduce Fossil Fuel Use in Industry

This action also provides the following Thriving City benefits:

Economic and Job Growth

Improved Energy Security

Industry plays a key role in Wilsonville's local economy, and in 2018 was responsible for 14% of the community's total emissions. One of the most effective actions the City can take is to encourage or require local industry businesses to invest in energy efficiency improvements. These types of changes include upgrading to more efficient motors and HVAC systems, upgrading the efficiency of fans, ensuring all lighting is LED, and optimizing compressed air systems.

Manufacturers can also reduce energy consumption and emissions by adopting ongoing behavior and process improvement methodologies such as Lean Continuous Improvement[42], maximizing circularity, replacing treated water with recycled water for cooling processes, etc.

In addition to improving efficiency, industrial operations in Wilsonville will need to significantly reduce their use of fossil fuels. In 2018, fuel oil, propane and natural gas accounted for just over 40% of Wilsonville's industrial energy consumption. As noted earlier, Oregon's Climate Protection Program set a declining cap on GHG emissions from fossil fuels, with a goal of reducing emissions by 90% by 2050 from 2017 to 2019 levels.

The climate action for industry reflects these two parts: improving energy efficiency and replacing fossil fuels with electricity.

Immediate Cost and Long-Term Savings

Industrial energy efficiency and decarbonization measures have varying levels of cost associated with them. Process improvement initiatives can produce significant results at a low cost; whereas replacing a blast furnace with an arc furnace in a steel manufacturing facility can be very expensive.

Many changes however, such as upgrading motive equipment[43] and investing in variable speed fans can be timed to align with regular equipment maintenance and replacement schedules, to spread the impact of additional costs over time. Upgrading to more efficient equipment often reduces a company's energy costs, providing them with long-term cost savings. In addition, many successful industrial and manufacturing companies are familiar with the need to invest upfront to reduce their long-term operating costs and are willing to do so. However, they may be unaware of the new, energy-efficient, and 'decarbonized' technologies their business could benefit from. Here again, the City can play a role in encouraging and recognizing business for their efforts to make these changes.

42 Michigan Tech. 'What is Lean' web page.' https://www.mtu.edu/improvement/learn/what/

43 Motive equipment is equipment that moves things, such as conveyor belts and assembly robots.

Modeled Action

Part I: Industrial facilities in Wilsonville will implement measures that reduce their total energy consumption by 20% by 2050.

Part II: Natural gas used by industry will be reduced by 50% by 2035, and by 90% by 2050. It will be replaced with electricity.

Emissions Reduction

Part I: Energy efficiency measures in industry will reduce Wilsonville's emissions by 55,000 $MTCO_2e$ between 2025 and 2050.

Part II: Replacement of natural gas with electricity will also reduce Wilsonville's total emissions by 55 $MTCO_2e$ between 2025 and 2050.

This two-part action constitutes approximately 3% of the total emission reductions in this Plan.

Renewable Natural Gas

Renewable natural gas (RNG) is produced by capturing and refining methane emissions from organic waste sources such as landfills, wastewater treatment facilities, and agricultural operations. Because it comes from 'renewable sources' and not from fossil fuels, it is considered a renewable source of energy. However, if we burn it faster than it can be replaced, we are still increasing the total amount of greenhouse gases in the atmosphere, and in this case, RNG cannot be considered a renewable source of energy.

In addition, the availability of RNG is expected to remain very limited for the foreseeable future. A 2017 study by the Oregon Department of Energy estimated that the state's total RNG production potential using anaerobic digestion amounts to approximately 10 billion cubic feet per year. This represents only about 4.5% of Oregon's annual natural gas consumption.[44] The use of RNG should therefore be limited to situations in which there are no alternatives, such as steel manufacturing which requires very high temperatures that cannot be achieved with electricity. RNG should not be used to heat buildings, domestic water, or clothes dryers, because highly efficient, electric alternatives are available for all of these purposes. Additionally, the use of RNG should be stopped as soon as a truly zero-emissions alternative is available.

Based on this, the use of RNG was not included as a viable emissions reduction strategy in Wilsonville's Low Carbon scenarios.

44 Oregon Department of Energy. "Biogas and Renewable Natural Gas Inventory SB 334 (2017): 2018 Report to the Oregon Legislature." September 2018. https://www.oregon.gov/energy/Data-and-Reports/Documents/2018-RNG-Inventory-Report.pdf

Transportation

ACTION:

Shift Transportation Modes

This action also provides the following Thriving City benefits:

- Affordability for Residents
- More Accessible Mobility
- Improved Health and Air Quality

Transportation is the largest source of emissions in Wilsonville, accounting for 48% of community-wide emissions in 2018. Many residents rely on private vehicles for most of their trips, due to limited transit service and active transportation infrastructure. In 2018, more than 90% of personal trips in Wilsonville were taken by car, as shown in Figure 20. Given that municipalities in Oregon have significant authority over transportation planning, Wilsonville has an important role in supporting a shift to more sustainable modes and reducing vehicle miles travelled.

Immediate Cost and Long-Term Savings

Owning, operating and maintaining a private vehicle is the second largest cost (after owning a home) the average American will have during their lifetime.[45] Being able to depend upon active transportation and shared transportation significantly reduces this cost and makes life more affordable for residents.

Modeled Action

Improve transit service and active transportation infrastructure to support a gradual reduction in the number of trips taken in private vehicles from 91% in 2018 to 79% in 2040. Approximately 2% of these trips (primarily those that are less than 2 miles in distance) should shift to walking and cycling, and 10% of these trips should shift to transit. This shift is shown in Figure 20.

45 American Automobile Association. "AAA Your Driving Costs: The Price of New Car Ownership Continues to Climb." 2024. http://newsne-aaa.iprsoftware.com/news/aaa-your-driving-costs-the-price-of-new-car-ownership-continues-to-climb

Figure 20. Modeled mode share for all person trips in 2018 and 2050 in the Low Carbon Scenario.

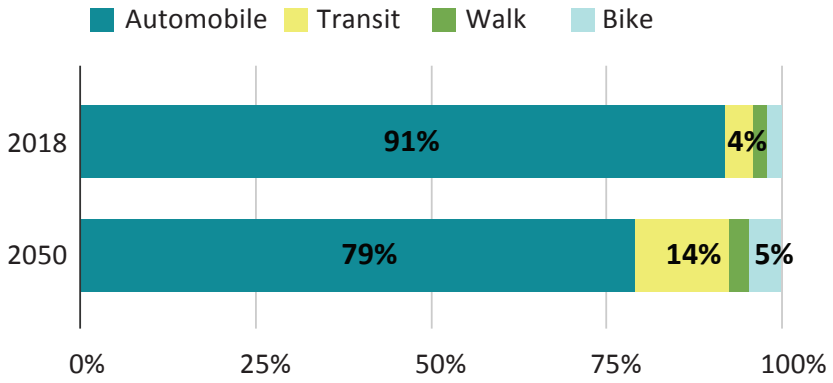

Emissions Reduction

This modal shift would result in an estimated emissions reduction of 125 $ktCO_2e$. This is 3% of the total reductions achieved by the actions in this Plan.

This action aligns with:

- Bicycle and Pedestrian Master Plan (2006)
- Transportation System Plan (2013)
- SMART Transit Master Plan (2023)

ACTION:

Switch City fleet to Zero-Emissions Vehicles

This action also provides the following Thriving City benefits:

Affordability for Residents

Improved Health and Air Quality

In addition to shifting toward more sustainable modes of travel, reducing transportation emissions will also require a significant transition to electric vehicles. As of 2018, fewer than 1% of vehicles in Wilsonville were ZEVs or plug-in hybrid electric vehicles. However, as noted earlier in the plan, Oregon has adopted ambitious regulations to phase in ZEVs. These include the Advanced Clean Trucks Rule (2021) and the Advanced Clean Cars II regulation (2022). The Clean Trucks Rule requires that an increasing share of new medium- and heavy-duty vehicles sold in Oregon are ZEVs. The Advanced Clean Cars II regulation mandates that all new light-duty vehicles sold must be ZEVs[46] by 2035.

Because this is a legal requirement, the emissions reductions associated with this shift are captured in the BAP scenario. The reduction in total transportation emissions as a result of this legislation is shown in Figure 21.

46 The legislation specifically requires that the vehicles be electric or plug-in hybrid electric models.

Figure 21. Remaining transportation emissions by vehicle type in the Low Carbon scenario with grid emission reductions.

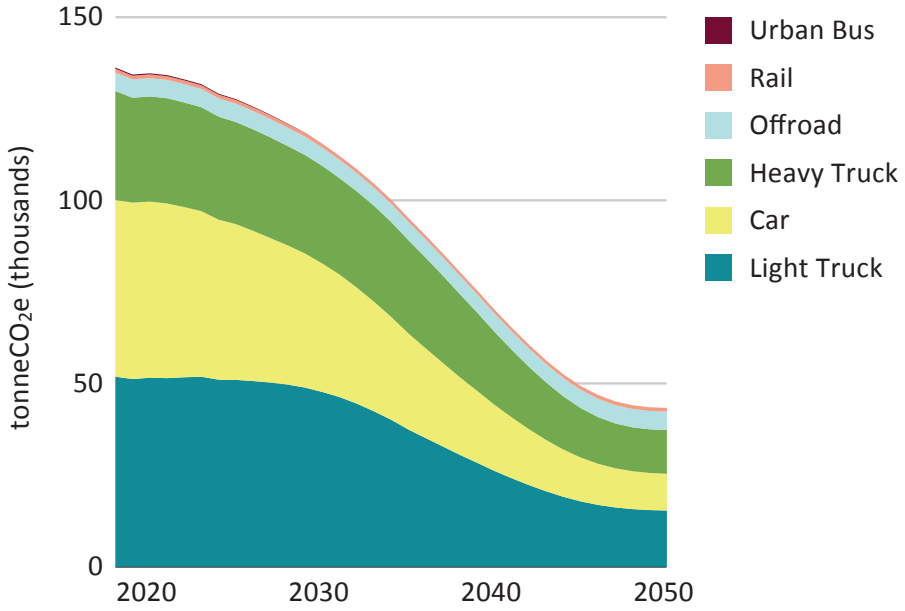

However, the City of Wilsonville can support this shift in a number of ways.

Under the State's Climate Friendly and Equitable Communities (CFEC) program, the City is to ensure that a portion of parking spaces in new multi-unit and mixed-use developments are ZEV-ready. The City can also install ZEV charging stations, and reduce the cost of parking for electric vehicles, as noted in Appendix A.

The City can also switch its own vehicle fleet to zero-emissions models, earlier rather than later. The conversion of the City's fleet therefore was included as a Low Carbon action.

Immediate Cost and Long-Term Savings

Purchasing a new ZEV currently costs more than purchasing a new ICE vehicle. The incremental cost is higher for medium and heavy-duty vehicles than for light-duty vehicles. However, the cost for new electric light duty vehicles (LDVs) is expected to fall to be the same as the cost of new ICE vehicles before 2030.[47] The purchase prices for medium and heavy-duty zero-emissions vehicles are expected to be the same as their ICE equivalents by the mid-2030s.

Modeled Action

By 2030, all new light duty vehicles purchased by the City will be ZEVs. By 2035, all light duty vehicles in use by the City will be zero-emissions, and all new medium and heavy-duty vehicles purchased by the City will be zero-emissions. By 2040, all medium and heavy-duty vehicles in use by the City will be zero-emissions.

Emissions Reduction

Switching the city fleet to zero-emissions vehicles at this pace will eliminate 11,000 $MTCO_2e$ of emissions between 2025 and 2050 in Wilsonville.

This action aligns with:

- SMART Climate Action Plan (2022)

47 Rocky Mountain Institute. 2023. "X-Change: Cars. The end of the ICE Age". https://rmi.org/insight/x-change-cars/

Renewable Energy

ACTION:

Maximize Solar Potential

This action also provides the following Thriving City benefits:

- Affordability for Residents
- Improved Energy Security

Wilsonville has limited influence over GHG emissions from the state-wide electrical grid. While Oregon's Clean Energy Targets bill (2021) commits utilities to delivering 100% renewable electricity by 2040, the legislation does not prescribe how this target will be achieved. Success depends on the ability of numerous participants to coordinate investments, retire outdated infrastructure, integrate new technologies, and maintain reliable service. Although financial penalties exist for noncompliance, they do not guarantee progress.

However, Wilsonville can maximize its solar energy potential by incentivizing and requiring the installation of ground-mount, rooftop and building-integrated solar photovoltaic (PV) systems, in conjunction with battery and other energy storage systems. These systems strengthen the City's local energy resilience and provide a reliable source of clean, local energy, resulting in reduced GHG emissions even if the state-wide grid is not fully decarbonized by 2040. The action modeled for this Plan takes maximum advantage of Wilsonville's suitable, available rooftop surfaces. (Additional capacity from ground-mount and building-integrated solar PV systems was not included in this action but could be explored by Wilsonville in the future.)

Immediate Cost and Long-Term Savings

Solar PV systems have a relatively high initial cost to install. In many locations, utilities, municipalities, states, and federal programs offer stackable rebates to reduce this initial cost.

In the long term, these systems can provide owners with free electricity for the lifetime of the system. With net-metering, utilities pay solar system owners for excess electricity they generate and feed that excess electricity back into the grid. This arrangement benefits home owners with solar systems. It also constitutes a significant long-term cost reduction measure for municipalities like Wilsonville, and for corporations to install these systems on as many of their buildings as possible.

Modeled Action

Residential building owners install a total of 10 MW of rooftop solar PV capacity in approximately 315 systems across the city, and commercial building owners install 323 MW of capacity across 84 systems.

Emissions Reduction

This action would reduce emissions by an estimated 1,372 $ktCO_2e$ between 2025 and 2050 compared to the BAP scenario. This constitutes 33% of the total emissions eliminated by the low carbon actions in this Plan.

ACTION:

Procure Green Electricity

In addition to increasing the installation of solar PV systems, Wilsonville can reduce emissions by encouraging residents and businesses to procure green electricity from utilities such as Portland General Electric (PGE). In 2018, over 10% of the electricity used in Wilsonville came from renewable sources, qualifying the City as an EPA-designated Green Power Community. PGE offers several voluntary programs, such as Green Future Choice, Green Future Block, Green Future Enterprise, and Green Future Impact that allow residential and commercial customers to purchase renewable electricity for a small additional cost.[48] For example, the Green Future Choice program allows customers to procure 100% renewable energy for approximately one cent more per kilowatt-hour, or about $5 more per month for the average home.

Immediate Cost and Long-Term Savings

As described above, the incremental cost to purchase green power is low for both residential and business customers. This makes this action easier for many to adopt. However, it also does not provide the long-term financial savings that installing a solar PV system would provide.

Modeled Action

Procurement of green electricity increases to 34% of the community's total electricity consumption by 2030 and 44% by 2040.

Emissions Reduction

While this 2040 assumption does not impact emissions in the Low Carbon scenario where the state grid is fully decarbonized by 2040, it does provide emissions reductions if state-level emission reduction targets are not met. Under a scenario where grid emissions remain unchanged, increased green electricity procurement in Wilsonville would result in an incremental reduction of 1,202 $ktCO_2e$ compared to the BAP scenario. This constitutes 29% of the total emissions eliminated between 2025-2050 by the actions in this Plan.

48 PGE. "Clean Energy Choices." https://portlandgeneral.com/energy-choices/renewable-power

Solid Waste

ACTION:

Increase Waste Diversion

This action also provides the following Thriving City benefit:

Reduced Waste

Reducing and diverting organic waste is an important climate action because when food scraps and other biodegradable materials break down in landfills, they release methane, which is a very potent greenhouse gas. Solid waste disposal is a growing concern across the Portland metropolitan area, as many local landfills are reaching their capacity to store waste. This makes it even more important that cities like Wilsonville find ways to divert their waste from these landfills.

In 2018, approximately two-thirds of Wilsonville's organic waste was diverted from landfills.

The City has a contract with Republic Services of Clackamas and Washington County to provide waste collection services, including weekly curbside garbage and recycling, yard debris and food scraps, glass bottles, batteries, dumpster rentals, and bulky waste removal. Wilsonville can continue to promote waste diversion and reduction through targeted policies and programs.

Immediate Cost and Long-Term Savings

There are numerous ways to divert waste from rescuing edible food from the waste stream, to increasing composting, to installing anaerobic digestion. The cost of these varies significantly, as do the long-term financial savings.

Modeled Action

Organic waste sent to landfills is reduced or diverted by an additional 50% by 2030 relative to the year 2018.

Emissions Reduction

This action eliminates a total of 8,000 $MTCO_2e$ between 2025 and 2050, relative to the Business-as-Planned scenario. This is less than 1% of the total emissions eliminated by the Low Carbon actions in this Plan.

Green Infrastructure

ACTION:

Invest in the Urban Forest

This action also provides the following Thriving City benefits:

- Climate Resilience
- Improved Health and Air Quality.
- Resilient Nature & Biodiversity

While most strategies in this Plan focus on reducing GHG emissions at the source, another complementary approach is to sequester carbon through natural systems such as trees. Although tree planting alone cannot offset the need for deep emissions reductions due to its relatively modest carbon sequestration potential, it can still contribute to the city's climate goals. Tree planting also delivers multiple co-benefits, such as helping Wilsonville adapt to climate change by reducing the urban heat island effect.

The City of Wilsonville recently adopted its first Urban Forest Management Plan, which includes a goal to increase tree canopy coverage from 30% to 36% by 2046. Achieving this goal will require planting approximately 27,000 new trees over the next 25 years.

This effort is included in the Low Carbon Scenario, which assumes the Urban Forest Management Plan is fully implemented.

Immediate Cost and Long-Term Savings

The up-front cost to plant and maintain trees in Wilsonville is low. The long-term benefits of increased tree coverage include reduced costs to remove air pollution, reduced need to increase stormwater capacity, and less energy consumed to cool buildings that are immediately adjacent to large trees.

Modeled Action

Between 2025 and 2050, Wilsonville will plant approximately 27,000 new trees and ensure that at least 95% of them are still alive and healthy in 2050.

Emissions Reduction

An additional 27,000 trees will sequester approximately 3 $ktCO_2e$ between 2025 and 2050, compared to the BAP scenario. This constitutes less than 1% of the total emissions eliminated between 2025 and 2050 as a result of the actions in this Plan.

This action aligns with:

- Parks and Recreation Master Plan (2018)
- Urban Forest Management Plan (2021)



CONCLUSION

Image: Villebois neighborhood
Source: Photo by Bethany/stock.adobe.com

Wilsonville is a community whose growing population and economy is currently projected to increase its total energy use and greenhouse gas emissions between now and 2050. Like many North American cities, it also faces pressures to increase affordable housing, decrease the cost of living, and increase community services while reducing municipal costs.

This Climate Action Plan outlines a pathway that will tackle all of these diverse problems.

Specifically, the development of this Plan prioritized actions that **avoid** emissions altogether, followed by those that will **reduce** the community's total energy consumption. In terms of climate change mitigation, this will result in Wilsonville reducing its emissions in the near term, and its energy requirements in the long term.

However, these categories of actions will also:

- Decrease energy costs for households, companies and the City itself;
- Increase affordable and accessible transportation options in Wilsonville;
- Provide opportunities to convert some high-cost municipal services into new municipal revenue streams.

The third priority in developing this plan was to **replace** the use of fossil fuels with zero-emissions, renewable energy sources for transportation, building heating and cooling, water heating, manufacturing and industry.

However, this category of actions will also:

- Further improve the long-term affordability of home ownership in Wilsonville;
- Reduce the City's annual energy costs to heat and cool its buildings and facilities; and,
- Reduce the City's operating costs required to operate its vehicle fleet and equipment.

This positions this Climate Action Plan as a strategy that can support the global work to reduce greenhouse gas emissions, while also ensuring Wilsonville remains an affordable, healthy and economically thriving community in the future.

THE ROLE OF COMMUNITY PARTNERS

Achieving Wilsonville's GHG reduction targets will require coordinated action across all sectors. While the City plays a vital role, it cannot meet its climate goals alone. Meaningful progress depends on strong collaboration with the state government, the private sector, and local residents.

Fortunately, Oregon has ambitious GHG reduction goals and legislation that Wilsonville can leverage to support its transition. Regulations such as the Clean Energy Targets bill provides strong impetus for electricity utilities to eliminate their emissions completely by 2040. The Climate Protection Program's cap on fossil fuel emissions, and the Advanced Clean Car II and Advanced Clean Truck rules should expedite significant reductions in transportation and industrial emissions across the state. The State could take additional steps to improve the Building Code in order to reduce overall energy consumption and ensure the grid can meet demand as fossil fuel technologies are replaced by electric alternatives.

The private sector is equally important. Businesses must invest in energy efficiency and low-carbon technologies, while also helping to build a skilled workforce capable of supporting the transition. This includes training workers to retrofit buildings, install renewable energy systems, and maintain zero-emissions vehicles.

Residents also have a key role to play. While systemic changes are essential, individual actions collectively contribute to reducing emissions. These actions might include retrofitting homes, using public transit more often, reducing household waste, or switching to an electric vehicle. By working together, these partners can help Wilsonville successfully transition to a low-carbon future.

NEXT STEPS

The success of this Plan will depend on Wilsonville moving quickly from planning into implementing this work. A number of steps should be undertaken immediately after adopting this Plan. This include:

Establishing Governance to ensure success

The implications of this Plan reach across all operational areas of the City, and coordinating among them will be crucial to keeping the organization aligned. This will require that the Plan is championed at the highest levels, and that City staff with appropriate authority are made responsible for ensuring that the work continues on schedule. It will also require that the work contained within this CAP is carefully coordinated among departments with regular meetings, and clear alignment on overarching principles. When issues arise, a process should be established to escalate them and receive decisions that support the team's continued progress.

Monitoring, Reporting and Improving

Closely related to the governance structure, a process to monitor the City's performance on key indicators for this Plan (e.g. the rate of ZEV uptake) should be established. The indicators should be updated at least annually, to allow City staff to monitor the effectiveness of incentives, education and other initiatives in achieving the rapid transition outlined in this Plan. This information should be published publicly, communicated and celebrated with an annual report to Council that includes quantified measures of the progress on each action, as well as energy savings, and other quantifiable and non-quantifiable benefits realized. Where appropriate the City should calculate and publish:

- The cost to the City per Mton of emissions eliminated (also known as the marginal abatement cost) to implement each program.
- Progress on key performance indicators such as the total capacity of solar PV systems and battery backup in Wilsonville, the number of EVs vs ICE vehicles, and per capita annual Mtons of waste.
- An annual report of the community's greenhouse gas emissions, and the social cost of carbon calculation for those emissions.

Policy and Strategy Alignment

Climate action will need to be integrated into many of the City's existing policies, directives and strategies. An initiative should be established to a) review all such documents in order to identify those requiring changes or improvements, and b) update them in cooperation with the departments that use them. This should be coordinated with education and championed by senior leadership to ensure the organization understands how this Plan impacts their daily work.

Financial Analysis

Implementation of this Plan will require that a financial analysis of the actions (outlining capital costs, energy costs/ savings, maintenance costs, revenue opportunities) be completed soon after approving the Plan. This will allow the City to identify budgetary requirements both for immediate initiatives, and for longer-term planning, and to quantify the long-term savings that will arise from many of the initial investments required.

APPENDIX A: IMPLEMENTATION MEASURES

The following are a set of implementation measures that have been reviewed and recommended by Wilsonville staff. They describe ways in which the City can help catalyze the change required in Wilsonville so that the community can realize the benefits of these changes as soon as possible.

The description of each measure below has been evaluated to indicate whether it will (as currently worded) provide major, moderate, or minor benefits in terms of the Thriving City Benefits, or whether it will provide no benefit or even a negative change.

Legend

Thriving City Benefit	Acronym	Benefit Potential
Economic and Job Growth	**EJG**	Major = **XXX** Moderate = **XX** Minor = **X** None or negative impact = **0**
Affordability for Residents	**AR**	
Financial Benefits for the Municipality	**FBM**	
Improved Health & Air Quality	**HAQ**	
More Accessible Mobility	**MAM**	
Improved Energy Security	**ES**	
Resilient Nature & Biodiversity	**NB**	
Climate Resilience	**CR**	
Reduced Waste	**RW**	

It should be noted that this list of measures is a starting point, and some of these measures will have a small impact on emissions. **If the City were to implement only these measures, some benefits would be realized, but it would not be sufficient to achieve the community's climate goals or maximize the Thriving City benefits.** More ambitious measures as well as regular monitoring, reporting on, and improvement of all measures will be required to ensure the success of this Plan.

Major = **XXX** Moderate = **XX**
Minor = **X** None or negative impact = **0**

Measure	Description	EJG	AR	FBM	HAQ	MAM	ES	NB	CR	RW
Buildings										
Retrofit Municipal Facilities	The City's facilities managers would undertake deep energy retrofits of existing city buildings and replace their fossil fuel systems with zero emissions alternatives. These retrofits could include better insulation, energy-efficient windows, and other improvements. These changes would reduce operational costs, and improve energy efficiency, comfort, and durability.	**X**	**X**	**XXX**	**X**	**0**	**XX**	**0**	**XX**	**X**
Encourage the Oregon Residential and Commercial Reach Codes	New developments would be encouraged through incentives to follow the Oregon Residential Reach Code and Commercial Reach Code, which include higher energy efficiency standards than the standard building codes. These optional codes provide builders and homeowners with a choice to construct buildings that use less energy and perform more efficiently.	**XX**	**XXX**	**X**	**XX**	**0**	**XX**	**0**	**XX**	**X**
Develop a Home retrofit navigator program	A program would be created to guide homeowners through the process of making energy efficiency and climate resilience upgrades. This service would provide resources, support, and information to simplify retrofitting projects.	**XX**	**XXX**	**X**	**XX**	**0**	**XX**	**0**	**XX**	**X**

		Major = **XXX** Minor = **X**			Moderate = **XX** None or negative impact = **0**				
		EJG	**AR**	**FBM**	**HAQ**	**MAM**	**ES**	**NB**	**CR**	**RW**
Measure	**Description**									
Continue to encourage the development of Accessory Dwelling Units	The City would continue to encourage the development of small, secondary homes on residential properties, such as backyard cottages or basement apartments, known as Accessory Dwelling Units (ADUs). This would help raise awareness of existing regulations, making it easier for homeowners to add these units. These include requirements in Frog Pond East and South neighborhoods to include middle housing, such as ADUs. The City will continue to find new ways to encourage neighborhood development in which dwellings support stronger social networks and community and environmental resilience, are more energy-efficient, and cost less to heat and cool.	**X**	**X**	**0**	**0**	**0**	**X**	**0**	**X**	**0**
Continue to encourage the development of green roofs	The City currently incentivizes green roofs in several ways. The Public Works Construction Standard Specifications allow for reduced stormwater requirements when a green roof is installed. Buildings in the Town Center area may also be eligible for waivers for some specific development standards if the building includes a green roof. Wilsonville will continue to encourage green roofs through these incentives, monitor program success, and gradually expand the program until eventually large buildings are required to have green roofs. This will support carbon sequestration, enhanced biodiversity habitat, cooler and cleaner outdoor air, and reduced need for stormwater management.	**X**	**X**	**X**	**XX**	**0**	**0**	**X**	**X**	**X**

		Major = **XXX** Minor = **X**			Moderate = **XX** None or negative impact = **0**				
		EJG	**AR**	**FBM**	**HAQ**	**MAM**	**ES**	**NB**	**CR**	**RW**
Measure	**Description**									
Encourage[49] Energy Benchmarking and Auditing	The City would introduce a program to encourage owners of larger buildings (e.g. >25,000 sq ft) to track and report their energy use and water consumption annually. This would be supported with training on how to monitor energy use, and a rebate for the cost of having a comprehensive energy audit completed on the building. Over time, building owners who monitor energy use reduce their consumption by approximately 7% without further investment. This would require additional staff capacity.	**X**	**XX**	**X**	**X**	**0**	**XX**	**0**	**XX**	**XX**
Develop a PACE Financing for Energy Efficiency program	The City would support the implementation of a commercial Property Assessed Clean Energy (PACE) program to help property owners fund energy efficiency and renewable energy upgrades. PACE financing allows businesses to receive upfront funding for improvements to commercial buildings, such as solar panels or insulation, and repay the cost over time through an assessment on their property tax bill. This program makes energy upgrades more accessible by offering long-term, low-risk financing that stays with the property rather than the individual owner.	**X**	**XX**	**0**	**X**	**0**	**XX**	**0**	**XX**	**XX**

49 The impact of this measure would be much greater if this became required, as it is in Portland. See the Commercial Building Energy Reporting program: https://www.portland.gov/bps/climate-action/energy-reporting

		Major = **XXX** Minor = **X**			Moderate = **XX** None or negative impact = **0**					
		EJG	**AR**	**FBM**	**HAQ**	**MAM**	**ES**	**NB**	**CR**	**RW**
Measure	**Description**									
Encourage development in the Town Center	The City's Town Center area is master planned to be a walkable and mixed-use center with multi-modal transportation opportunities. The design and development standards in the Town Center code encourage the incorporation of green building methods and site design.	**X**	**X**	**0**	**XX**	**XX**	**X**	**X**	**X**	**0**
Encourage transit-oriented development	The City would promote mixed-use and residential development near transit, in alignment with the City's Equitable Housing Strategic Plan. This could increase transit ridership and create more walkable communities.	**X**	**XX**	**0**	**X**	**XX**	**XX**	**X**	**XX**	**X**
Industry										
Encourage[50] the procurement of Low Carbon Concrete for the City	The City would require the use of 'low-carbon' concrete in construction projects to reduce greenhouse gas emissions. Following Portland's example, this would involve choosing concrete mixes with a lower environmental impact. The City should also consider using concrete in which CO_2 has been sequestered and concrete that is only as strong as it needs to be for each situation in which it's being used.	**0**	**0**	**X**	**X**	**0**	**0**	**0**	**0**	**X**

50 The impact of this measure would be much greater if this became required, as it is in Santa Monica, CA, Marin County, California and New York City, as well as other areas. See the Marin County Low Carbon Concrete Code for details: https://www.stopwaste.org/concrete.

		Major = **XXX** Minor = **X**			Moderate = **XX** None or negative impact = **0**				
		EJG	**AR**	**FBM**	**HAQ**	**MAM**	**ES**	**NB**	**CR**	**RW**
Measure	**Description**									
Promote funding opportunities for industrial decarbonization	The City would raise awareness of available funding and technologies[51] to support industries in reducing emissions and improving energy efficiency.	**X**	**XX**	**0**	**XX**	**0**	**X**	**0**	**X**	**XX**
Offer tax incentives for industrial energy efficiency improvements	The City would provide tax reductions or waive fees[52] to industrial facilities that achieve measurable improvements in energy efficiency. This incentive would encourage businesses to adopt cleaner technologies and reduce overall energy consumption.	**0**	**X**	**X**	**0**	**0**	**X**	**0**	**X**	**XX**

51 Examples include Energy Trust's Industry Programs (https://www.energytrust.org/programs/industry/), the USDA's Biorefinery, Renewable Chemical, and Biobased Product Manufacturing Assistance Program (https://www.rd.usda.gov/programs-services/energy-programs/biorefinery-renewable-chemical-and-biobased-product-manufacturing-assistance-program) the Federal Business Energy Investment Tax Credit (ITC), and others.

52 Examples may include fees for permits, inspections, administrative fees, or larger value fees such as infrastructure development fees. City staff should work with industry to identify costs which if reduced would incentivize industry to make the required changes.

		Major = **XXX** Minor = **X**			Moderate = **XX** None or negative impact = **0**				
		EJG	**AR**	**FBM**	**HAQ**	**MAM**	**ES**	**NB**	**CR**	**RW**
Measure	**Description**									
Transportation										
Expand the Employer Commute Options program	The City would continue supporting and promoting the Employee Commute Options (ECO) program, which encourages large employers to offer commuting alternatives. This could include carpooling, discounts on bikes and bike equipment, guidance or support to add secure bike parking, showers and change rooms at work locations, 'Find a Bike Buddy' programs, competitions among buildings, transit support[53], and other strategies to reduce single-occupancy vehicle trips.	**0**	**X**	**X**	**X**	**X**	**X**	**X**	**X**	**0**
Expand the Safe Routes to School Program	The City would enhance efforts to educate and encourage students and families to walk, bike, or take the bus to school safely. This includes collaborating with schools, community organizations, and families to make routes safer and more accessible for all students.	**0**	**X**	**0**	**X**	**X**	**0**	**0**	**X**	**0**

53 Transit is already free in Wilsonville.

		Major = **XXX** Minor = **X**			Moderate = **XX** None or negative impact = **0**				
		EJG	**AR**	**FBM**	**HAQ**	**MAM**	**ES**	**NB**	**CR**	**RW**
Measure	**Description**									
Increase investments in active transportation infrastructure and amenities	The City would continue expanding and improving active transportation options by implementing the Transportation Systems Plan. This includes enhancing infrastructure for walking, biking, and rolling, improving safety and accessibility for all ages and abilities, and adding amenities that support active transportation like secure bike racks, showers and storage, at key locations.	**X**	**XX**	**X**	**XX**	**XX**	**X**	**X**	**X**	**0**
Offer "Welcome to Wilsonville" rebates on bike purchases to new residents	The City would provide new residents with a rebate on bike purchases, along with information on local bike routes and infrastructure. This initiative would encourage cycling as a transportation option.	**X**	**X**	**0**	**X**	**X**	**0**	**0**	**X**	**0**

		Major = **XXX** Minor = **X**			Moderate = **XX** None or negative impact = **0**				
		EJG	**AR**	**FBM**	**HAQ**	**MAM**	**ES**	**NB**	**CR**	**RW**
Measure	**Description**									
Reform Parking Requirements	The City is implementing parking reforms as required by the state's Climate Friendly and Equitable Communities program. These changes will eliminate minimum parking requirements throughout the City, and require electric vehicle (EV) charging infrastructure in new parking areas of a certain size. All parking areas are required to provide tree canopy coverage, with parking lots over half an acre required to provide 40% tree canopy coverage, with the option to reduce canopy coverage if solar panels are installed. These changes will encourage shifts to transit use and active transportation, allow land that would have been used for parking to be used for other purposes, and ensure environmental mitigation measures are implemented in areas used for parking.	**X**	**XX**	**X**	**X**	**X**	**X**	**X**	**XX**	**0**

		Major = **XXX** Minor = **X**			Moderate = **XX** None or negative impact = **0**					
		EJG	**AR**	**FBM**	**HAQ**	**MAM**	**ES**	**NB**	**CR**	**RW**
Measure	**Description**									
Purchase zero emission fleet vehicles when feasible	The City would evaluate the purchase of zero emission vehicles when purchasing new fleet vehicles. If the following criteria are met, the City will purchase them: they meet or exceed the needs and intended use as determined jointly by the department end user and the fleet manager; they are currently available in the marketplace; their purchase price falls within the available budget; and ongoing product support in terms of parts and service is available. This process will ensure a consistent, strategic approach to reducing emissions across city operations.[54]	**0**	**0**	**X**	**0**	**0**	**0**	**0**	**0**	**0**
Create or join a buyer's alliance for fleet vehicles and equipment	The City would collaborate with other municipalities, agencies, or organizations to form or join a buyer's alliance for zero-emissions fleet vehicles and equipment. By pooling demand, the alliance could help secure better pricing, expedite delivery, and encourage manufacturers to scale up production of cleaner alternatives. This approach would also support industry-wide adoption by helping to standardize procurement processes for zero-emissions technology.	**0**	**X**	**XXX**	**X**	**0**	**X**	**0**	**X**	**X**

54 Note: With adjustments and/ or in combination with related measures, this action would have major, long-term financial benefits for the municipality.

		Major = **XXX** Minor = **X**			Moderate = **XX** None or negative impact = **0**				
		EJG	**AR**	**FBM**	**HAQ**	**MAM**	**ES**	**NB**	**CR**	**RW**
Measure	**Description**									
Plan for EV Charging at Municipal Facilities	The City will continue to identify locations and opportunities to improve community access to EV charging. This will include taking advantage of grants, partnerships, and opportunities to charge fleet vehicles, and coordinating this work to reflect the needs of the whole city as it transitions to zero emissions vehicles. While current vehicle usage may not justify installation at all locations, the need for workplace charging infrastructure is expected to grow over time. The City can explore alternative facility locations, monitor evolving demand, and seek external funding or partnership opportunities to support future installations as fleet electrification progresses.	**0**	**X**	**0**	**X**	**X**	**X**	**0**	**X**	**0**
Increase the frequency of transit service	The City would enhance transit service by increasing bus frequency on key routes and expanding weekend service. These improvements would make public transportation more convenient and accessible for residents and commuters.	**X**	**X**	**0**	**X**	**X**	**0**	**0**	**X**	**0**
Add more regional transit connections	The City would expand regional transit connections to improve access to neighboring communities. As recommended in the SMART Transit Master Plan, this could include more frequent service to Tigard, West Linn, Oregon City, Clackamas Town Center, Woodburn, Salem, and Keizer, making regional travel more convenient and reliable.	**X**	**X**	**0**	**X**	**X**	**0**	**0**	**X**	**0**

		Major = **XXX** Minor = **X**			Moderate = **XX** None or negative impact = **0**					
		EJG	**AR**	**FBM**	**HAQ**	**MAM**	**ES**	**NB**	**CR**	**RW**
Measure	**Description**									
Develop a small new Transit Hub in the Town Center	The City would create a small transit hub in the Town Center east of I-5 to improve bus connections and reduce delays. As outlined in the SMART Transit Master Plan, this hub would include shelters, a bus turnaround, and an operator break room, making transit more direct and reliable. The hub could also include secure bike parking to allow commuters to travel the first/last mile of their trip by bike.	**X**	**XX**	**0**	**X**	**XX**	**0**	**0**	**X**	**0**
Update Land Use Regulations to Gradually Reduce Gas Stations:	The City would explore the possibility of revising its zoning and development codes to gradually reduce the number of gas stations over time. This measure would support a shift away from fossil fuel infrastructure and encourage investment in electric vehicle charging, alternative fuels, and other low-emission transportation options.	**0**	**X**	**0**	**X**	**0**	**X**	**X**	**X**	**X**
Encourage hybrid work arrangements where feasible	The City would promote flexible work options by encouraging businesses and organizations to adopt hybrid work models where feasible. Supporting remote work can help reduce commuting-related emissions, decrease traffic congestion, and improve overall quality of life.	**X**	**X**	**X**	**0**	**X**	**0**	**X**	**X**	**0**

		Major = **XXX** Minor = **X**			Moderate = **XX** None or negative impact = **0**					
		EJG	**AR**	**FBM**	**HAQ**	**MAM**	**ES**	**NB**	**CR**	**RW**
Measure	**Description**									
Renewable Energy										
Install solar panels on municipal facilities when retrofitted	When city buildings next undergo maintenance or renovations, solar panels would be installed wherever possible. This would take advantage of upgrades to add renewable energy systems efficiently.	**X**	**0**	**XX**	**X**	**0**	**XX**	**X**	**XX**	**X**
Work with utilities to plan and install renewable energy storage that increases Wilsonville's resilience	The City should work with utilities as they plan for their own transitions to renewable energy, to help plan locations of energy storage throughout the city, ensuring that key locations (such as hospitals) are prioritized to have highly available and reliable energy, and to help optimize the network as a whole.	**XX**	**X**	**X**	**0**	**0**	**XXX**	**0**	**XX**	**0**
Make the purchase of renewable energy easier than the purchase of non-renewable energy	Residents and businesses would be encouraged by default to choose renewable electricity programs offered by their utility provider, and would need to go through additional purchasing steps to buy non-renewable energy. These programs would allow customers to support clean energy sources by purchasing carbon-free electricity.	**0**	**0**	**0**	**XX**	**0**	**XX**	**XX**	**X**	**0**

		Major = **XXX** Minor = **X**			Moderate = **XX** None or negative impact = **0**					
		EJG	**AR**	**FBM**	**HAQ**	**MAM**	**ES**	**NB**	**CR**	**RW**
Measure	**Description**									
Provide solar education for businesses and homeowners	The City would offer resources and programs to help businesses and homeowners understand solar energy's benefits, costs, and installation process. This would support informed decision-making and increase awareness of available incentives.	**X**	**X**	**0**	**X**	**0**	**X**	**X**	**X**	**0**
Offer an additional rebate for home solar installations	Offer residents a rebate that can be stacked on top of the Energy Trust rebates, when they install solar panels on their home. This would further reduce the up-front costs of installation for the homeowner.	**X**	**XX**	**0**	**X**	**0**	**X**	**X**	**XX**	**0**
Solid Waste										
Promote reuse and repair	The City would support programs and incentives that encourage repairing and reusing items instead of discarding them. This could include promoting repair cafés, tool libraries, and second-hand material exchanges to reduce waste and extend the life of products.	**0**	**X**	**0**	**0**	**0**	**0**	**0**	**X**	**XX**
Develop a Circular Procurement Policy	The City would integrate circular economy principles into its purchasing processes by prioritizing reusable, recyclable, and sustainably sourced materials. This could include selecting vendors that minimize waste, supporting food recovery efforts, and encouraging the use of reclaimed or repurposed materials in public projects.	**X**	**0**	**0**	**X**	**0**	**0**	**X**	**XX**	**XX**

		Major = **XXX** Minor = **X**			Moderate = **XX** None or negative impact = **0**					
		EJG	**AR**	**FBM**	**HAQ**	**MAM**	**ES**	**NB**	**CR**	**RW**
Measure	**Description**									
Reduce food waste at municipal buildings and operations	The City would implement strategies to minimize food waste in municipal facilities, such as improving purchasing practices, encouraging food donation, and expanding composting. These efforts would help reduce waste and support sustainability in government operations.	**0**	**0**	**X**	**X**	**0**	**0**	**X**	**X**	**XX**
Refine and Expand Solid Waste Pricing	The City would enhance its existing variable rate waste collection system by introducing a more progressive pricing structure that increases the cost per gallon of trash as container sizes increase. This approach builds on the current system, where smaller containers are less expensive, by further incentivizing waste reduction and making higher-volume waste disposal proportionally more costly. Recycling and composting service rates would also be reviewed and adjusted as needed to reduce their costs for residents to encourage diversion from landfill	**0**	**0**	**XX**	**X**	**0**	**0**	**X**	**X**	**XX**
Continue to promote composting	The City would continue encouraging residents and businesses to participate in composting programs through an “I compost food waste” campaign. This effort would help reduce landfill waste, lower emissions, and support healthier soils by diverting organic materials from the trash.	**0**	**X**	**X**	**X**	**0**	**0**	**X**	**X**	**X**

		Major = **XXX** Minor = **X**			Moderate = **XX** None or negative impact = **0**				
		EJG	**AR**	**FBM**	**HAQ**	**MAM**	**ES**	**NB**	**CR**	**RW**
Measure	**Description**									
Water & Wastewater										
Assess waste heat recovery from the sewer system	The City would study the potential to capture and use heat from underground sewer pipes to provide low grade heating for nearby buildings. This could help reduce overall energy consumption and improve efficiency in municipal and private facilities.[55]	**X**	**X**	**X**	**X**	**0**	**X**	**0**	**X**	**0**

55 The study, while relatively low in direct impact, is a prerequisite to installing systems to recover waste heat, which could provide significant financial benefits to the municipality and local businesses.

		Major = **XXX** Minor = **X**			Moderate = **XX** None or negative impact = **0**					
Measure	**Description**	**EJG**	**AR**	**FBM**	**HAQ**	**MAM**	**ES**	**NB**	**CR**	**RW**
Address emissions from the Wastewater Treatment Plant	The City will undertake an evaluation of the most appropriate ways to eliminate methane emissions and reduce energy use at Wilsonville's wastewater treatment plant. The process should include benchmarking the energy performance of the facility, and identifying required changes that can be implemented in combination with planned infrastructure upgrades. While anaerobic digestion may not be currently compatible with Wilsonville's treatment systems, a formal evaluation will provide the City with a pathway to optimizing treatment of increasing wastewater volumes with the need to reduce operational costs, taking advantage of waste heat and energy, improving air quality, and potentially producing renewable energy. This may include operational improvements, energy efficiency upgrades, and integration of low-emission technologies as part of long-term resource and infrastructure planning.	**X**	**0**	**XX**	**XX**	**0**	**X**	**XX**	**X**	**X**

		Major = **XXX** Minor = **X**			Moderate = **XX** None or negative impact = **0**				
		EJG	**AR**	**FBM**	**HAQ**	**MAM**	**ES**	**NB**	**CR**	**RW**
Measure	**Description**									
Evaluate Remote Read Water Meters	The City will continue to evaluate process improvements with associated emissions, cost and time benefits. A specific example is the opportunity to install remote water meters throughout the community. These water meters can be read remotely, eliminating the time, fuel and costs associated with having to drive to each building to read a meter. They can also provide residents with information about the amount of water they are consuming, which will help them become aware of their role in conserving fresh, treated water.	**0**	**0**	**X**	**X**	**0**	**0**	**0**	**X**	**X**
Green Infrastructure										
Encourage wildfire resilient construction and landscaping	The City would promote wildfire resilient construction and landscaping practices to help protect homes and properties in high-risk areas. This would involve identifying high risk areas. These practices could include encouraging the use of ignition resistant building materials, fire-adapted native plants, and the creation of defensible space around structures, along with guidance on ongoing maintenance to reduce wildfire risk.	**X**	**0**	**X**	**X**	**0**	**0**	**X**	**XX**	**0**

		Major = **XXX** Minor = **X**			Moderate = **XX** None or negative impact = **0**					
		EJG	**AR**	**FBM**	**HAQ**	**MAM**	**ES**	**NB**	**CR**	**RW**
Measure	**Description**									
Use Drought-Tolerant Landscaping in City Parks	The City would update high-maintenance landscapes in parks with low-water, climate-friendly plants. This would reduce water use, lower maintenance costs, and create more sustainable green spaces.	**0**	**0**	**X**	**XX**	**0**	**X**	**X**	**X**	**0**
Develop tree planting program for homeowners	The City would create a program to support homeowners in planting trees on their properties. This could include providing resources, guidance, or incentives to encourage the planting of climate resilient and native tree species.	**X**	**X**	**0**	**XX**	**0**	**0**	**X**	**XX**	**0**
Promote tree manual for homeowners	The City would promote its existing tree manual, which provides guidance on selecting and caring for climate resilient tree species. This resource helps homeowners make informed choices to support healthy, sustainable landscapes.	**0**	**0**	**0**	**X**	**0**	**0**	**X**	**X**	**0**
Continue to manage invasive species	The City would continue efforts to control invasive plants and animals that threaten local ecosystems. This includes using methods like hand removal and other treatments to support the growth of native species and maintain healthy natural areas.	**0**	**0**	**X**	**XX**	**0**	**0**	**XX**	**X**	**0**

		Major = **XXX** Minor = **X**			Moderate = **XX** None or negative impact = **0**				
		EJG	**AR**	**FBM**	**HAQ**	**MAM**	**ES**	**NB**	**CR**	**RW**
Measure	**Description**									
Continue Backyard Habitats Certification Program	The City would continue supporting local property owners in creating wildlife friendly yards through the Backyard Habitats Certification Program. This program helps residents reduce invasive species, limit pesticide use, and conserve water while enhancing natural habitats.	**0**	**0**	**0**	**X**	**0**	**0**	**XX**	**X**	**0**
Initiate a program focused on planting and maintaining enough trees to increase the urban forest canopy by 6%.	The City would initiate a program specifically focused on planting 27,000 trees, and ensuring that they are kept healthy and alive well into the future. The guiding goal of this initiative will be to increase the urban forest canopy by 6% consistent with the Urban Forest Management Plan.	**X**	**0**	**0**	**XX**	**0**	**0**	**XXX**	**XX**	**X**

APPENDIX B: FINANCIAL AND PLANNING SUPPORT

The following is a list of resources that are currently available, including both financial and strategic support, from the State of Oregon and Energy Trust of Oregon. This is not a complete list of the resources and funding available. Wilsonville will need to continue monitoring these and other programs throughout the implementation of this Plan, to ensure that the community is able to take maximum advantage of all resources to achieve this transition.

Oregon DOE's Resources for Local Governments and Municipalities: https://www.oregon.gov/energy/save-energy/Pages/local-governments.aspx

Oregon Community Renewable Energy Grant Program: https://www.oregon.gov/energy/Incentives/Pages/CREP.aspx?_cldee=g66gLp27JA_ksQokJQbsz7wvgE2SkiAK6I1aASQ-Y2pQHptmNNYytjmUQfnDecfL&recipientid=lead-49df05c5e19def118a6a001dd80835cd-3a5882cd3dc54b54bec962b52632b180&esid=1e01123c-dc81-f011-b4cc-001dd803d351

Oregon Solar for All: https://www.oregon.gov/energy/Incentives/Pages/Solar-for-All.aspx

Oregon Solar + Storage Rebate Program: https://www.oregon.gov/energy/Incentives/Pages/Solar-Storage-Rebate-Program.aspx

Energy Trust of Oregon's Solar within Reach Program: https://www.energytrust.org/incentives/solar-within-reach/

Oregon Community Solar Program: https://www.oregoncsp.org/

Oregon Heat Pump Purchase Program: https://www.oregon.gov/energy/Incentives/Pages/HP3.aspx

Oregon's Home Efficiency Rebate Program (HOMES): https://www.oregon.gov/energy/Incentives/Pages/home-energy-rebates.aspx

Oregon's Home Electrification and Appliance Rebate (HEAR) Program: https://www.oregon.gov/energy/Incentives/Pages/home-energy-rebates.aspx

Energy Trust of Oregon's Multifamily Building Upgrades & Retrofits Services: https://www.energytrust.org/multifamily/existing-buildings/

Oregon's Climate Equity and Resilience Through Action (CERTA) COU Weatherization Grant: https://www.oregon.gov/energy/Incentives/Pages/weatherization.aspx

Oregon's Rural and Agricultural Energy Assistance Program for Energy Audits: https://www.oregon.gov/energy/save-energy/Pages/Rural-Energy-Audit-Program.aspx

Oregon DOE Energy Programs for Schools and Public Buildings: https://www.oregon.gov/energy/energy-oregon/Pages/Schools-and-Public-Buildings.aspx

Energy Trust of Oregon's Project Development Assistance for Hydropower: https://www.energytrust.org/incentives/renewable-energy-hydropower/#tab-three

Energy Trust of Oregon's Water and Wastewater Incentives: https://www.energytrust.org/solutions/industry-water-and-wastewater-incentives/

Energy Trust of Oregon's Industrial Equipment Incentives: https://www.energytrust.org/industry-agriculture/industry-equipment-incentives/

Energy Trust of Oregon's Commercial Resources for New Commercial Construction and Major Renovations: https://www.energytrust.org/commercial/new-buildings/

Energy Trust of Oregon's Commercial Strategic Energy Management Services: https://www.energytrust.org/commercial/existing-buildings/incentive/strategic-energy-management/

CITY OF
WILSONVILLE

Climate Action Plan

September 2025



WILSONVILLE
OREGON

Climate Action Plan – Errata Sheet

1. Page 2 - Revised the “Disclaimer and Liability” to indicate what this analysis is intended to be used for.

2. Page 14 - Added the following sentence to the GHG Reduction Targets section in the Introduction: "*The State of Oregon has also established programs to support municipalities and residents both financially and administratively with achieving these goals.*"

3. Page 26 - Revised the footnote reference to HB 3409 by removing the statement that standards were still being developed and replacing it with a statement that large commercial buildings are now required to meet building performance standards.

4. Page 28- Added local revenue funding options to the section “Climate actions can provide municipalities with new revenue sources.”

5. Page 39 and Appendix A - Changed references to “battery electric vehicles” to “zero emission vehicles.”

6. Page 63 – Revise bullet one to state: “Further **improve** the long-term affordability of home ownership in Wilsonville.”

7. *A*dded an Appendix B: Financial and Planning Support, with a list of the relevant funding and strategic supports available from the State and from Energy Trust.

8. In response to a Planning Commission question about quantifying how much the emissions reduction would be attributed to the Town Center development, the consultant has provided the following graphs for the three scenarios [i.e., Business-as-Usual (BAU), Business as Planned (BAP) and Low Carbon (LC)]:

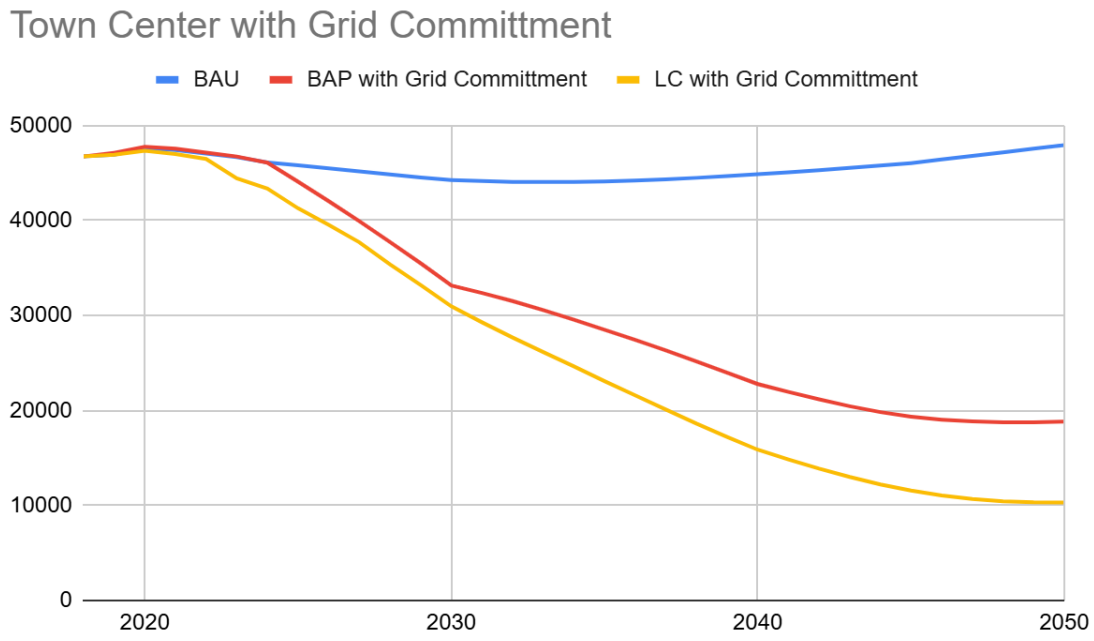
Town Center with Grid Committment
BAU
BAP with Grid Committment
LC with Grid Committment
50000
40000
30000
20000
10000
0
2020
2030
2040
2050

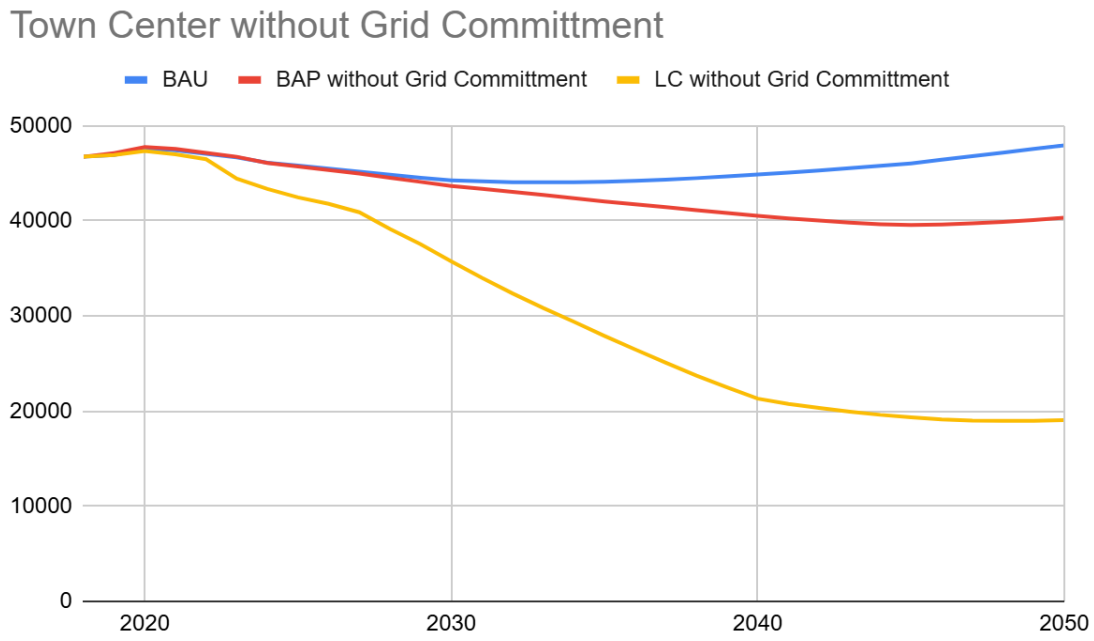
Town Center without Grid Committment
BAU
BAP without Grid Committment
LC without Grid Committment
50000
40000
30000
20000
10000
0
2020
2030
2040
2050

LP25-0003
Climate Action Plan
Planning Commission Public Hearing Record Index
October 8, 2025

PLANNING COMMISSION AND CITY COUNCIL MEETINGS

October 8, 2025 - Planning Commission Public Hearing
- Resolution LP25-0003 w/Staff Report and Attachments (as approved, see above)
- Presentation
- Affidavit of Notice of Hearing

September 4, 2025 - City Council Work Session
- Staff Report and Attachments
- Presentation
- Action Minutes

August 13, 2025 - Planning Commission Work Session
- Staff Report and Attachments
- Presentation
- Minutes Excerpt

February 3, 2025 - City Council Work Session
- Staff Report and Attachments
- Presentation
- Action Minutes

January 8, 2025 - Planning Commission Work Session
- Staff Report and Attachments
- Presentation
- Minutes Excerpt

November 13, 2024 - Planning Commission Work Session
- Staff Report and Attachments
- Presentation
- Minutes Excerpt

October 7, 2024 - City Council Work Session
- Staff Report and Attachments
- Presentation
- Action Minutes

STAFF ADVISORY COMMITTEE

July 30, 2024 – Staff Advisory Committee Meeting #1
- Presentation

November 18, 2024 – Staff Advisory Committee Meeting #2
- Presentation

March 24, 2025 – Staff Advisory Committee Meeting #3
- Presentation

LP25-0003
Climate Action Plan
Planning Commission Public Hearing Record Index
October 8, 2025

PUBLIC ENGAGEMENT

Party in the Park: August 22, 2024
- Outreach Posters

Community Survey #1: October-November 2024
- Survey Report

Business and Industry Forum: January 16, 2025
- Flyer

Open House: January 16, 2025
- Flyer
- Posters and Public Input

Meridian Creek Middle School Presentation: January 31, 2025
- Presentation
- Input Summary

Community Survey #2: April-May 2025
- Survey Reports

Business and Industry Survey: April-May 2025
- Survey Report

ARTICLES

Wilsonville Spokesman: February 19, 2025

Boones Ferry Messenger: April 2025

PUBLIC COMMENTS

Smith, Orel 9.29.2025 Email Letter
Constantine, Jennifer 9.21.2025 Email
Wehler, Doris 9.18.2025 Email Letter

PLANNING COMMISSION

WEDNESDAY, OCTOBER 8, 2025

PUBLIC HEARING

2. Climate Action Plan (Rappold)(60 Minutes)

City of Wilsonville's Climate Action Plan

Planning Commission Presentation

October 8, 2025

Sustainability Solutions Group



Agenda

01 Context and Components of the Plan

02 What we learned

03 Actions and Implementation Measures

04 Integrating Climate Work into City Work

Context and Components of the Plan

What has the State committed to?

2035

Reduce greenhouse gases by 45% below 1990 levels.

2050

Reduce greenhouse gases by 80% below 1990 levels.

Executive Order 20-04 (2020)

Climate Action Plan Project

City Council Goal in 2023 - 2025 Work Plan

State EO 20-04 GHG Emission Reduction Goals

GHG Emission Scenarios

Low Carbon Actions

Implementation Measures

Implementation and Financial Strategy

Low Carbon

By 2050, retrofit all existing in Wilsonville to reduce energy use by 50%.

Home Retrofit Navigator program.

Commercial PACE program.

What does it mean for Wilsonville?

	Name	Description	Historical (1961 - 1990)	Future (2050s, RCP 8.5)
	Average Daily Max Temperature	Average of the highest temperature reached each day, calculated over the year	56.1 °F	64.2 °F
	Hot Days	Number of days where the maximum temperature is over 90°F	4 days	17 days
	Very Hot Days	Number of days where the maximum temperature is over 100°F	0 days	2 days
	Freezing Days	Number of days where the minimum is less than 32°F	114 days	71 days
	Dry Days	Number of days when precipitation is less than 0.01 inch.	149 days	159 days
	Wet Days	Number of days when precipitation is more than 1 inch.	15 days	16.9 days

67-76% say climate change is somewhat or very important to them.

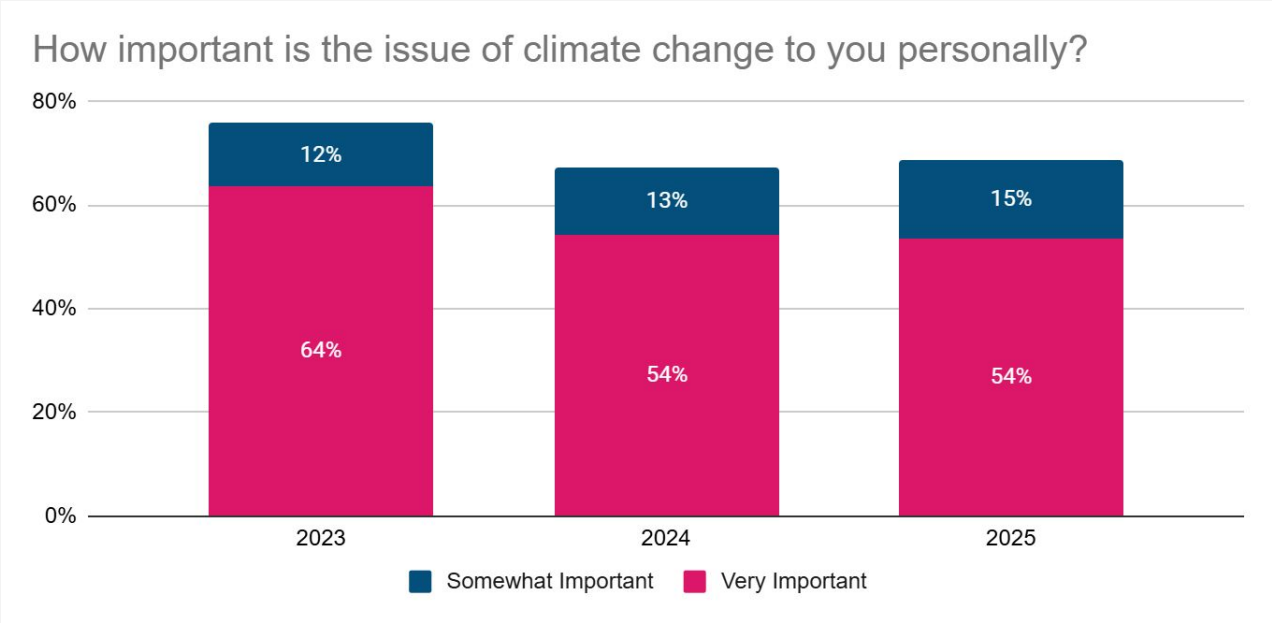

If we do nothing...

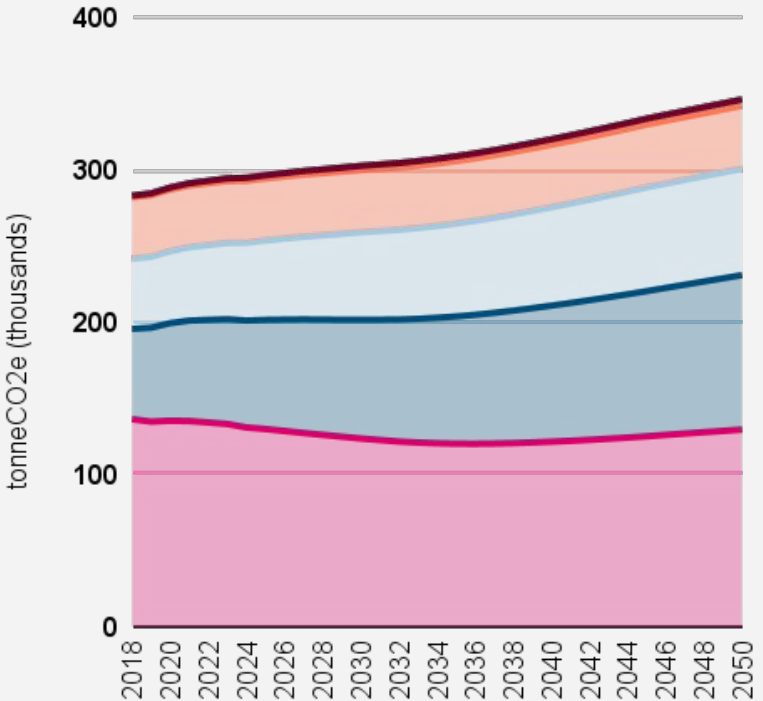

If we implement our Low Carbon actions...

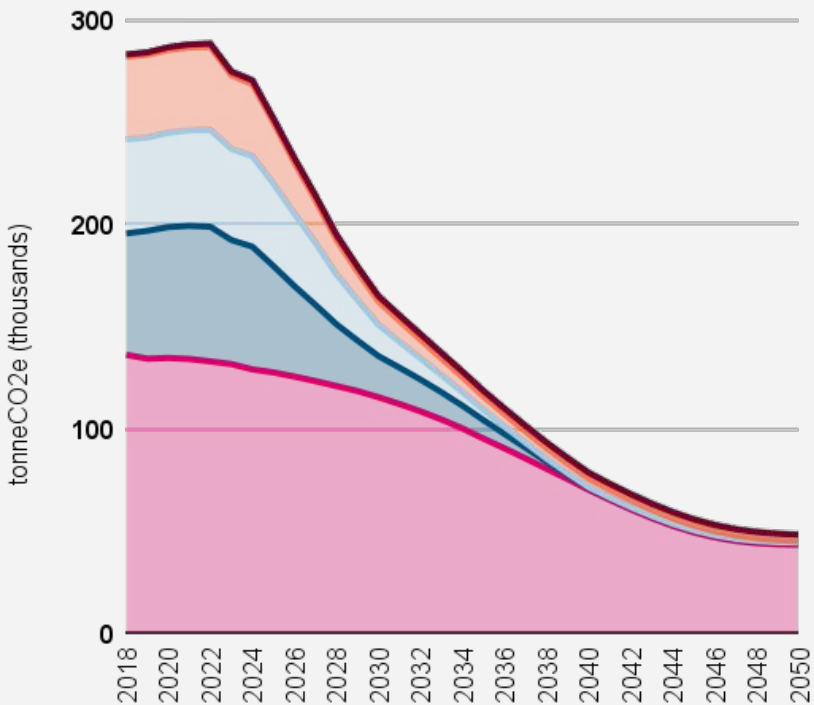



Actions and Implementation Measures



Buildings and Industry

Transportation

Renewable Energy

Solid Waste

Green Infrastructure

Integrating climate work into city work

Whose responsibility is it?

Responsibility is defined by authority and influence.

- Federal/ State:
  - Legislation
  - Finance
- Municipality:
  - Zoning & Permitting
  - Bylaws
  - Education & Incentives
  - Leadership



Financial Support



Resources for local governments

Community Renewable Energy Grants

Solar and Energy Storage Rebates

Home Efficiency, Electrification and Appliance Rebates

Programs for Schools and Public Buildings

“Solar within Reach”

Multifamily Residential Retrofit Services

Hydropower Development Assistance

Water and Wastewater Incentives

Industrial Equipment Incentives

Commercial Energy Mgmt

Community Solar

OREGON COMMUNITY SOLAR PROGRAM

Residential subscriptions

Low-income resident subscriptions

Developers

Next Steps

Next Steps

01 Adopt Climate Action Plan

02 Establish Governance Structure

03 Complete Financial Analysis

04 Complete Policy and Strategy Alignment

05 Complete implementation planning and resourcing

Thank you!

Sustainability
Solutions Group

AFFIDAVIT OF MAILING AND POSTING NOTICE OF PUBLIC HEARING IN THE CITY OF WILSONVILLE

STATE OF OREGON)

COUNTIES OF CLACKAMAS)
AND WASHINGTON)

CITY OF WILSONVILLE)

I, Mandi Simmons, do hereby certify that I am Administrative Assistant for the City of Wilsonville, Counties of Clackamas and Washington, State of Oregon, that the attached copy of Notice of Public Hearing is a true copy of the originals of the following that I did cause to be mailed/displayed copies of said public hearing in the exact form hereto attached:

- Single-paged notice was emailed on September 17, 2025 to the attached list of affected agencies
- The content of the notice was sent to the Wilsonville Spokesman for publication in the September 25, 2025 newspaper issue
- The content of the notice was posted on September 17, 2025 on the City's website
- Single-paged notice was posted at physical locations listed below on September 17, 2025
  - City Hall, 29799 SW Town Center Loop, East, Wilsonville OR 97070
  - Wilsonville Community Center, 7965 SW Wilsonville Road, Wilsonville, OR 97070
  - Library, 8200 SW Wilsonville Road, Wilsonville OR 97070

Witness my hand this 29th **day of September 2025**

Mandi Simmons, Administrative Assistant

Acknowledged before me this 29th **day of September 2025, in Clackamas County, Oregon**

Noelle Colleen Edwards
Signature of Oregon Notary

Noelle Colleen Edwards
Printed Notary Name

OFFICIAL STAMP
NOELLE COLLEEN EDWARDS
NOTARY PUBLIC - OREGON
COMMISSION NO. 1036468
MY COMMISSION EXPIRES MAY 01, 2027

NOTARY PUBLIC

My Commission Expires 5-1-27

NOTICE OF LEGISLATIVE PUBLIC HEARING BEFORE THE PLANNING COMMISSION AND CITY COUNCIL: CLIMATE ACTION PLAN, CASE FILE LP25-0003

PLANNING COMMISSION

On **Wednesday, October 8, 2025, beginning at 6 pm,** the Planning Commission will hold a public hearing regarding the **Climate Action Plan,** and will consider whether to recommend to City Council adoption of the Plan.

You will not receive another notice unless you: submit a request in writing or by phone, or submit testimony or sign-in at the hearing.

CITY COUNCIL

On **Monday, November 3, 2025, beginning at 7 pm,** the City Council will hold a public hearing regarding the **Climate Action Plan,** after which it may make the final decision.

The hearings will take place at **Wilsonville City Hall**, 29799 SW Town Center Loop East. A complete copy of the project record, including staff report, findings, and recommendations, will be available online and at City Hall for viewing seven (7) days prior to each public hearing.

SUMMARY OF PROPOSAL

The City of Wilsonville, in partnership with the community and a climate action planning consultant, completed the Climate Action Plan (Plan) in 2025. The Plan supports and enhances existing municipal and regional strategies in alignment with the State of Oregon's greenhouse gas reduction goals. These goals seek to reduce emissions across all sectors and communities in Oregon by at least 45% by 2035, and 80% by 2050. Reaching these goals will require ambitious and rapid action across the community of Wilsonville and ongoing support from the State in the form of legislation and policies. The actions, identified in the Plan, offer the most effective approaches to decarbonization currently available and refined for Wilsonville's energy and climate context.

For more details, visit **https://www.letstalkwilsonville.com/climate-action-plan**

HOW TO COMMENT: Oral or written testimony may be presented at the public hearings. Written comment on the proposal is also welcome prior to the public hearings. To have your written comments or testimony distributed to the Planning Commission before the meeting, it must be received by 2 pm on September 30, 2025. **Direct written comments to** Mandi Simmons, Administrative Assistant, 29799 SW Town Center Loop East, Wilsonville, Oregon, 97070 or msimmons@wilsonvilleoregon.gov

Note: Assistive Listening Devices (ALD) are available for persons with impaired hearing and can be scheduled for this meeting. ***The City will endeavor to provide qualified sign language interpreters and/or bilingual interpreters, without cost, if requested at least 48 hours prior to the meeting.*** *To obtain such services, please call Mandi Simmons, Administrative Assistant at (503) 682-4960.*

DLCD List of Affected Agencies – e-mail distribution list 04.2025

Pat McGough West Linn/Wilsonville School District	mcgoughp@wlwv.k12.or.us
Erin Wardell, Planning and Development Services Manager Washington County	Erin_Wardell@washingtoncountyor.gov
Steve Koper City of Tualatin	skoper@tualatin.gov
Attn: Development Review ODOT Region 1	ODOT_R1_DevRev@odot.oregon.gov
Ben Baldwin Tri-Met Project Planning Dept.	DevelopmentReview@trimet.org
Mike McCord, NW Region Manager Oregon Water Resources Department	Mike.L.MCCORD@water.oregon.gov
Dr. Kathy Ludwig West Linn/Wilsonville School District 3J	ludwigk@wlwv.k12.or.us
Portland General Electric: David Underwood Dumitri Ilioi Tod Shattuck	 david.underwood@pgn.com Dumitru.Ilioi@pgn.com Tod.Shattuck@pgn.com
Land Use Contact, Planning Department METRO	landusenotifications@oregonmetro.gov
Nina Carlson NW Natural Gas	nina.carlson@nwnatural.com
Matt Ketchem, Operations Manager Republic Services of Clackamas & Washington Counties	mketchem@republicservices.com
Planning Director City of Canby	planningapps@canbyoregon.gov
Diane Taniguchi-Dennis Clean Water Services	Dennisd@cleanwaterservices.org
Department of Corrections	DOCRealPropertyManager@doc.oregon.gov

DLCD List of Affected Agencies – e-mail distribution list 04.2025

Department of State Lands:	Support.SERVICES@dsl.oregon.gov
Isaac Ambruso, Government Relations Director Home Builders Associations	isaaca@hbapdx.org
Brady Strutz, Interim Chief Operations Officer Sherwood School District Admin Office	bstrutz@sherwood.k12.or.us
Martha Fritzie Clackamas County Principal Planner	MFritzie@Clackamas.us
Christine Svetkovich Oregon Department of Environmental Quality	christine.svetkovich@deq.oregon.gov
Sam Kaufmann Tualatin Valley Water District	Sam.Kaufmann@tvwd.org
Planning Director City of Sherwood	planning@sherwoodoregon.gov
Darin Smith BPA, Realty Department	dxsmith@bpa.gov
Heidi Hicks (Contact for both stations per Alexander McGladrey) Tualatin Valley Fire and Rescue (Kinsman) Tualatin Valley Fire and Rescue (Elligsen)	Heidi.Hicks@tvfr.com

Your Local News Source

CMGOregon

-Ad Proof-

This is the proof of your ad, scheduled to run on the dates indicated below. Please proofread carefully, and if changes are needed, please contact Sarah Penn prior to deadline at or Sarah.Penn@youroregonnews.com.

Date:	09/17/25
Account #:	108863
Reference #:	LP25-0003 Climate Action Plan
Company Name:	WILSONVILLE, CITY OF
Contact:	
Address:	29799 SW TOWN CENTER LOOP E WILSONVILLE
Telephone:	(503) 570-1510
Fax:	(503) 682-1015

Ad ID:	369534
Start:	09/24/25
Stop:	09/24/25
Total Cost:	$153.54
Ad Size:	8.875
Column Width:	1
Column Height:	8.875
Ad Class:	1202
Phone #	
Email:	Sarah.Penn@youroregonnews.com

Run Dates:

Wilsonville Spokesman 09/24/25

NOTICE OF LEGISLATIVE PUBLIC HEARING BEFORE THE WILSONVILLE PLANNING COMMISSION AND CITY COUNCIL: CLIMATE ACTION PLAN, CASE FILE LP25-0003

PLANNING COMMISSION:

On **Wednesday, October 8, 2025, beginning at 6 pm,** the Planning Commission will hold a public hearing regarding the **Climate Action Plan**, and will consider whether to recommend to City Council adoption of the Plan.

You will not receive another notice unless you: submit a request in writing or by phone, or submit testimony or sign-in at the hearing.

CITY COUNCIL:

On **Monday, November 3, 2025, beginning at 7 pm**, the City Council will hold a public hearing regarding the **Climate Action Plan**, after which it may make the final decision.

The hearings will take place at **Wilsonville City Hall**, 29799 SW Town Center Loop East. A complete copy of the project record, including staff report, findings, and recommendations, will be available online and at City Hall for viewing seven (7) days prior to each public hearing.

SUMMARY OF PROPOSAL:

The City of Wilsonville, in partnership with the community and a climate action planning consultant, completed the Climate Action Plan (Plan) in 2025. The Plan supports and enhances existing municipal and regional strategies in alignment with the State of Oregon's greenhouse gas reduction goals. These goals seek to reduce emissions across all sectors and communities in Oregon by at least 45% by 2035, and 80% by 2050. Reaching these goals will require ambitious and rapid action across the community of Wilsonville and ongoing support from the State in the form of legislation and policies. The actions, identified in the Plan, offer the most effective approaches to decarbonization currently available and refined for Wilsonville's energy and climate context.
For more details, visit https://www.letstalkwilsonville.com/climate-action-plan

HOW TO COMMENT:

Oral or written testimony may be presented at the public hearings. Written comment on the proposal is also welcome prior to the public hearings. To have your written comments or testimony distributed to the Planning Commission before the meeting, it must be received by 2 pm on September 30, 2025. **Direct written comments to** Mandi Simmons, Administrative Assistant, 29799 SW Town Center Loop East, Wilsonville, Oregon, 97070 or msimmons@wilsonvilleoregon.gov

Note: Assistive Listening Devices (ALD) are available for persons with impaired hearing and can be scheduled for this meeting. The City will endeavor to provide qualified sign language interpreters and/or bilingual interpreters, without cost, if requested at least 48 hours prior to the meeting. To obtain such services, please call Mandi Simmons, Administrative Assistant at (503) 682-4960.

Published September 24, 2025 WS369534

CITY COUNCIL

THURSDAY, SEPTEMBER 4, 2025

WORK SESSION

Climate Action Plan (Rappold)

CITY COUNCIL MEETING
STAFF REPORT

Meeting Date: September 4, 2025	**Subject:** Draft Climate Action Plan **Staff Member:** Kerry Rappold, Natural Resources Manager **Department:** Community Development
Action Required	**Advisory Board/Commission Recommendation**
☐ Motion ☐ Public Hearing Date: ☐ Ordinance 1st Reading Date: ☐ Ordinance 2nd Reading Date: ☐ Resolution ☒ Information or Direction ☐ Information Only ☐ Council Direction ☐ Consent Agenda	☐ Approval ☐ Denial ☐ None Forwarded ☒ Not Applicable **Comments:** N/A
Staff Recommendation: Provide input and direction on the draft Climate Action Plan.	
Recommended Language for Motion: N/A	
Project / Issue Relates To:	

☒Council Goals/Priorities: Develop a climate inventory and gap analysis of city practices and operations and engage the community to build awareness of climate friendly practices.	☐Adopted Master Plan(s):	☐Not Applicable

ISSUE BEFORE COMMISSION:
The 2023-2025 City Council goals included developing a Wilsonville Climate Action Plan. Staff will provide an overview of the draft Climate Action Plan (CAP), which the City Council previously reviewed during its meetings on October 7, 2024, and February 3, 2025. This work session serves as the final scheduled discussion prior to a public hearing in November.

EXECUTIVE SUMMARY:
In August 2024, City staff and the consultant, Sustainability Solutions Group (SSG), kicked off the planning process for the CAP in support of the related City Council goal. The City developed the Plan to build on existing municipal and regional strategies and to align with the State of Oregon's greenhouse gas (GHG) reduction goals. On October 7, 2024, and February 3, 2025, the project team briefed the City Council with an introduction and update on the Plan. At this meeting, the project team will present the full draft of the Plan, including comments provided by the Planning Commission, prior to a planned public hearing on November 3, 2025 before the City Council. The Planning Commission reviewed and discussed the draft Climate Action Plan at a work session on August 13, 2025, and the final Plan is scheduled for a Planning Commission public hearing on October 8, 2025.

Since the project kickoff, staff and consultants have completed the following steps to develop the draft Plan:

1. **Context Review:**
   Reviewed key strategic documents to understand Wilsonville as a city and its climate planning landscape along with relevant State statute and rules and other county and region wide climate planning.
2. **Data Input and GHG Inventory:**
   Compiled energy use and emissions data within Wilsonville, updating and refining previous data and modeling from the Clackamas County Climate Action Plan.
3. **Model Calibration:**
   Identified emission producing activities by sector and defined target emission reduction measures for specific activities.
4. **Business-as-Usual (BAU) and Business-as-Planned (BAP) Scenarios:**
   Modeled the annual energy consumption and emissions through 2050 by traffic analysis zones (TAZs) and neighborhoods. The BAP scenario incorporated the projected impact of key county, state, and federal policies.
5. **Strategies and Actions:**
   Developed and refined a list of "low carbon" actions and policy options, considering geographic rollout, equity improvements, and co-benefits for the community.
6. **Draft Low-Carbon Scenario:**
   Modeled the "low carbon" actions to assess their energy and emissions impacts between the baseline and target years, including year-over-year projections.
7. **Final Low-Carbon (Best Fit) Scenario:**
   Outlined a viable, sector-by-sector action pathway for reducing community emissions, showing how the City can achieve its emission reduction targets in alignment with existing policies, regulations, plans, and investments.

The draft Plan includes the following content (see **Exhibit A**):

1. **Executive summary:**
   A high-level overview of the Plan's purpose, findings, and recommendations.

2. **Introduction:**
   Descriptions of climate context, GHG emission reduction targets, plan overview, technical modeling approach, and public engagement.
3. **Background:**
   Descriptions of community support, state led climate action, the role of Wilsonville in climate action, status of efforts, and the planning paradigm.
4. **Wilsonville's Current and Future Energy Use and Emissions:**
   The community's projected energy use and emissions in the BAU, BAP and "low carbon" scenarios, and the timeline to achieve a net zero future.
5. **Low-Carbon Actions:**
   Recommended actions are grouped into five categories: buildings and industry, transportation, renewable energy, solid waste, and green infrastructure.
6. **Conclusion and Next Steps:**
   The next steps to address the implementation of the CAP, include establishing governance to ensure success, monitoring and reporting, policy and strategy alignment, and financial analysis.
7. **Appendix A**:
   A list of implementation measures that represent a starting point for achieving the Low-Carbon Actions.

In addition to the Planning Commission and City Council, a staff advisory committee comprised of staff from Community Development, Public Works, Parks and Recreation, SMART, and Finance Departments provided input during the planning process, including a review of the draft Plan.

Discussion Questions:

1. What questions do you have about the draft Climate Action Plan?

2. Based on your review, considering the modeling, other technical work, and public outreach, are there gaps in the Plan's content or approach?

3. Do the proposed implementation strategies in Appendix A represent a good starting point? Are there additional implementation strategies that should be considered moving forward that help to achieve the recommended actions?

EXPECTED RESULTS:
The completion and adoption of a Climate Action Plan provides a framework from which the City can monitor and track reductions in the community's GHG emissions. While the CAP does not commit the City to take any action, it does include an initial list of implementation measures as a starting point, but more importantly provides the basis necessary for developing future implementation measures for Council and community consideration as Wilsonville's GHG emissions change over time.

TIMELINE:
The final Plan is scheduled for a City Council public hearing on November 3, 2025.

CURRENT YEAR BUDGET IMPACTS:
The approved FY 2024-25 Wilsonville budget includes $70,000 in general funds as part of Project #3007 - Climate Action Plan. A supplemental budget adjustment is planned to add unspent general funds from FY 2024-25 to the project for the current fiscal year.

COMMUNITY INVOLVEMENT PROCESS:
Community involvement and public outreach were a key component of the project. The project has a "Let's Talk, Wilsonville!" website, which included two community surveys and two industry surveys. A public open house and an industry forum were held on January 16, 2025. In addition, a presentation was provided to students at Meridian Creek Middle School on January 31, 2025.

POTENTIAL IMPACTS OR BENEFIT TO THE COMMUNITY:
Climate change has the potential to affect the lives and livelihoods of every resident. Developing a Wilsonville Climate Action Plan has provided the opportunity to explore options for reducing greenhouse gas emissions and identifying actions that address climate change.

ALTERNATIVES:
In lieu of adopting the Climate Action Plan, the City could rely on existing federal, state and local policies, programs and initiatives to address climate change. However, without a Wilsonville CAP, the City will not be able to monitor or track reductions in the community's GHG emissions or quantify any implementation measure(s) effect on GHG emissions.

CITY MANAGER COMMENT:
N/A

ATTACHMENT:
A. Draft Climate Action Plan

City of Wilsonville

Draft Climate Action Plan

WILSONVILLE
OREGON

Prepared by
Sustainability Solutions Group

Prepared for
City of Wilsonville

August 15, 2025

Sustainability
Solutions Group

Disclaimer and Liability

Reasonable skill, care, and diligence have been exercised to assess the information acquired during the preparation of this analysis, but no guarantees or warranties are made regarding the accuracy or completeness of this information. This document, the information it contains, and the data and assumptions on which it relies are subject to changes beyond the control of the authors. The information provided by others is believed to be accurate but has not necessarily been verified.

This analysis includes strategic-level estimates for the City of Wilsonville that should not be relied upon for design or other purposes without verification. The authors do not accept responsibility for the use of this analysis for any purpose other than that stated above and do not accept responsibility for any third-party use (in whole or in part) of the contents of this document. This analysis applies to the City of Wilsonville and cannot be applied to other jurisdictions without analysis. Any use by the City of Wilsonville, its sub-consultants, or any third party, or any reliance on or decisions based on this document, are the responsibility of the user or third party.

Acknowledgements

A special “thank you” to community members and all who participated in this planning process. We appreciate your time and input.

Wilsonville City Council

Mayor Shawn O'Neil
Council President Caroline Berry
Councilor Katie Dunwell
Councilor Anne Shevlin
Councilor Adam Cunningham
Former Mayor Julie Fitzgerald
Former Council President Kristin Akervall
Former Councilor Joann Linville

Wilsonville Planning Commission

Chair Nicole Hendrix
Vice-Chair Jennifer Willard
Commissioner Matt Constantine
Commissioner Ronald Heberlein
Commissioner Andrew Karr
Commissioner Samuel Scull
Commissioner Yana Semenova

Staff Advisory Committee

Kerry Rappold, Natural Resources Manager (Project Manager)
Jim Cartan, Environmental Specialist
Amy Pepper, Development Engineering Manager
Jon Scott, Plans Examiner
Georgia McAlister, Associate Planner
Martin Montalvo, Operations Manager
Kelsey Lewis, Grants and Programs Manager
Scott Simonton, Fleet Services Manager
Cricket Jones, Finance Operations Supervisor
Tommy Reeder, Parks Lead Specialist

Sustainability Solutions Group

Maurya Braun, Principal Consultant (Project Manager)
Hillary Beattie, Consultant
Amber Nicol, Model Analyst

Table of Contents

Disclaimer and Liability 1
Acknowledgements 2
Table of Contents 3
Acronyms 5
Executive Summary 6
Introduction 9
Climate Context 9
About this Plan 12
Background 16
Community Support 16
State-Led Climate Action 19
The Role of Wilsonville 20
More than a 'Climate Plan' 21
Planning Paradigm 24
Wilsonville's Current and Future Energy Use and Emissions 26
2018 Inventory 26
Future Business-as-Usual Scenario 28
Two Future Business-as-Planned (BAP) Scenarios 30
Two Future 'Low Carbon' Scenarios 33
Summary 37
Low Carbon Actions 39
Overview 39
Buildings & Industry 43
Transportation 49
Renewable Energy 53
Solid Waste 55
Green Infrastructure 56
Conclusion 57
The Role of Community Partners 57
Next Steps 58
Appendix A: Implementation Measures 60

List of Figures

Figure 1: Climate projections for Wilsonville under a high-emissions scenario. 10
Figure 2: The State of Oregon's most recent climate targets. 12
Figure 3: Project timeline for technical modeling and engagement. 13
Figure 5: Responses to the question: "How important is the issue of climate change to you personally?" 17
Figure 6: Weighted responses to the question: "In your opinion, who should be responsible for addressing climate change?" 18
Figure 7: ARRRO Planning Philosophy. 25
Figure 8: Wilsonville's 2018 energy consumption (MMBTU) by sector. 27
Figure 9: Wilsonville's 2018 GHG emissions (MTCO2e) by sector. 27
Figure 10: Wilsonville's energy consumption (MMBTU) by sector in the BAU scenario, 2018 - 2050. 29
Figure 11: Wilsonville's GHG emissions (MTCO2e) by sector in the BAU scenario, 2018 - 2050. 29
Figure 12: Wilsonville's energy consumption (MMBTU) by sector in the two BAP scenarios, 2018 - 2050. 31
Figure 13: Wilsonville's GHG emissions (MTCO2e) by sector in the BAP scenarios with grid emission reductions (left) and without grid emission reductions (right), 2018 - 2050. 32
Figure 14: Wilsonville's energy consumption (MMBTU) by sector in the two Low Carbon scenarios, 2018 - 2050. 34
Figure 15: Wilsonville's GHG emissions (Thousands of Mt CO2e) 2018 - 2050, by sector in the Low Carbon scenarios. Low Carbon with Grid Improvements (LCWIG) is on the left, and Low Carbon without Grid Improvements (LCWOG) is on the right. 35
Figure 16: Summary of Wilsonville's GHG emissions (MTCO2e) by scenario, 2018 - 2050. 38
Figure 17: Emission reductions over time for each action in the Low Carbon with Grid Improvements (LCWIG) scenario. 40
Figure 18: Emission reductions by action in the Low Carbon without Grid Improvements (LCWOG) scenario. 41
Figure 19: Era of construction for residential buildings in Clackamas County and Wilsonville, 2023. 43
Figure 20: Modeled mode share for all person trips in 2018 and 2050 in the Low Carbon Scenario. 50
Figure 21: Remaining transportation emissions by vehicle type in the Low Carbon scenario with grid emission reductions. 52

List of Tables

Table 1: Summary of Engagement Activities 13
Table 2: Thriving City Benefits Legend 20

Acronyms

BAU	Business as Usual
BAP	Business as Planned
BAPWIG	Business as Planned with Grid Improvements
BAPWOG	Business as Planned without Grid Improvements
CO2	Carbon Dioxide
CO2e	Carbon Dioxide Equivalent
EV	Electric Vehicle
GHG	Greenhouse Gas
ICE	Internal Combustion Engine
LC	Low Carbon
LCWIG	Low Carbon with Grid Improvements
LCWOG	Low Carbon without Grid Improvements
LDV	Light Duty Vehicle
MMBtu	Metric Million British Thermal Units
MTCO2e	Metric Tons of Carbon Dioxide Equivalent
ODOT	Oregon Department of Transportation
RNG	Renewable Natural Gas
Solar PV	Solar Photovoltaic
ZEV	Zero-emissions vehicle

Executive Summary

The City of Wilsonville has developed this Climate Action Plan to support and enhance its existing municipal and regional strategies and to ensure it is aligned with the State of Oregon's greenhouse gas reduction goals.[1] These goals are to reduce emissions across all sectors and communities in Oregon by at least 45% by 2035, and by 80% by 2050.

Reaching these goals will require ambitious and rapid action across the community of Wilsonville and ongoing support from the State in the form of legislation and policies. However, this work will not only ensure that community emissions are reduced, it will also decrease both the municipality's annual costs to heat and cool buildings, and to fuel and maintain vehicles , and energy and transportation costs for residents and for businesses, and it will improve the quality of life for all who call Wilsonville home.

This Plan:

- Identifies ten significant climate actions in five areas that constitute a pathway for Wilsonville to reduce its greenhouse gas emissions by 58% by 2035 and by 83% by 2050;
- Ensures that all who live and work in the community can benefit from this transition by increasing the number of good, long-term jobs, making home ownership[2] and transportation more affordable and healthy, and by supporting both the social and natural resilience of the community.
- Emphasizes the role of the City as a leader - decarbonizing its own operations, stimulating the development of skills in the local labor force, ensuring Wilsonville's economy attracts strong industries, and ensuring Wilsonville's future is healthier, greener, and more resilient in the future;
- Reflects input provided by community members and City staff;
- Includes an initial set of implementation measures that will allow the City to move directly from creating this Plan to implementing it.

[1] State of Oregon. Executive Order 20-04. 2020. https://www.oregon.gov/gov/eo/eo_20-04.pdf
[2] Improving the energy efficiency of new and existing homes and switching them from fossil fuel heating to electric heat pumps dramatically reduces residential energy consumption, reducing household energy bills. Adding rooftop or community solar systems further decreases household energy costs by providing free electricity for the 25 year lifetime of the system. Even when the capital costs of making these changes are included in this calculation, over the lifetime of ownership, the more energy-efficient homes that use only renewable electricity are much more affordable to own and keep at comfortable and healthy temperatures.

The actions in this Plan were selected from the most effective approaches to decarbonization currently available and refined for Wilsonville's energy and climate context. They have also been selected to improve housing affordability for residents, reduce municipal operating costs and energy costs for industry, improve air quality and healthy living conditions, and increase access to inexpensive and non-polluting modes of transportation. The ten actions that were modeled for Wilsonville include:

- Four actions relating to Buildings and Industry;
- Two actions relating to Transportation;
- Two actions relating to Renewable Energy;
- One action relating to Solid Waste; and
- One action relating to Green Infrastructure.

The project to create this Plan included calculating Wilsonville's energy consumption and emissions in 2018, as a baseline against which the impact of different actions could be compared. Then, five future scenarios were modeled:

- The **'Business as Usual' (BAU) scenario** reflects what can be expected if Wilsonville's population and economy grow as projected and the climate continues to warm but nothing else changes. In this case, energy consumption and greenhouse gas emissions will increase by over 20% by 2050. **In addition to exacerbating the climate crisis, this will translate to increased energy costs for Wilsonville's residents and businesses.** The municipality's energy and fuel costs will also increase, as will its costs for infrastructure maintenance and repair due to more extreme and frequent extreme weather events. This is often referred to as 'the cost of doing nothing'; it is explored further in the section of this document about the Social Cost of Carbon.
- Two **'Business as Planned' (BAP) scenarios** were modeled on top of the BAU conditions. These scenarios added to the impact of existing State climate and energy legislation and the City's various strategies. In both of these scenarios, energy consumption fell by 2%, which is positive but minimal. The difference between the two BAP scenarios was that one included the decarbonization of the electricity grid by 2040, and the other did not. If the electricity grid is emissions-free by 2040, the community's total emissions will decrease by 55% by 2050. If however, the grid retains its 2018 emissions factor until 2050, Wilsonville's total emissions will increase by 4% by 2050. This is a dramatic difference which highlights the importance of decarbonizing electricity. **Both BAP scenarios demonstrate that the current municipal strategies and State legislation are not sufficient to reach the emissions reduction goals.**
- Two **'Low Carbon' (LC) scenarios** were then modeled on top of the BAP conditions. These scenarios added to the impact of the ten actions mentioned above. In both LC scenarios, the community's total energy consumption decreased by 41% between 2018 and 2050. **This in itself translates into long-term financial savings for the**

community.[3] If the grid is emissions-free by 2040, emissions will fall by 58% by 2035 and 83% by 2050. If the grid retains its 2018 emissions factor, by 2050 emissions will only have fallen 69%. **Therefore, if the pathway of ten low-carbon actions outlined in this Plan are carried out according to the schedule provided and the State-wide grid decarbonizes by 2040, Wilsonville will reach its climate goals.**

This Plan also provides analysis for each action to the extent to which it will also provide additional benefits to the City that will ensure that it is a thriving city well into the future.

[3] Although utilities are forecasting rising energy costs, installing on-site renewable electricity such as solar PV systems provides a rapid return on investment and then provides free electricity to the owner for the lifetime of the equipment.

Introduction

Climate Context

Global Climate Change Damages Local Infrastructure and Well-Being

Scientists worldwide agree that human activity is driving dangerous climate warming around the globe. This warming is caused by greenhouse gases (GHGs) that are released primarily when people burn fossil fuels to produce energy.[4] When we burn gasoline, diesel, natural gas, etc., to heat buildings, operate vehicles, ships and aircraft, and operate industrial and manufacturing facilities, we release volumes of greenhouse gases that are so large, they far exceed our planet's natural capacity to absorb them. As a result, they accumulate in the atmosphere where, due to their chemical nature, they trap heat and cause global temperatures to rise.

In Oregon, communities are already experiencing the damaging and costly effects of climate change, including more frequent and severe extreme weather events such as record-breaking heatwaves, wildfires, and floods.

The Wilsonville area has not been spared. In 2020, Clackamas County experienced two wildfires. The Riverside Incident burned 138,054 acres, destroyed 139 structures, and caused four injuries; and the Clackamas Fire Complex burned 11,210 acres.[5] In June of the following year, the Portland Metro region experienced a major heatwave, with temperatures reaching 114°F near Wilsonville.[6] This weather event led to short-term business closures,[7] shattered local records and resulted in 123 deaths across the region.

Extreme weather events are expected to become more frequent and severe in Oregon. Rising temperatures will likely lead to more heat waves and extremely hot days. More winter precipitation is projected to fall as rain rather than snow, leading to increased flash flooding, and reduced groundwater recharge. At the same time, wildfire risk will likely increase due to

[4] Herring, David. US National Oceanic and Atmospheric Administration (NOAA). 2020. 'Isn't there a lot of disagreement among climate scientists about global warming?' https://www.climate.gov/news-features/climate-qa/isnt-there-lot-disagreement-among-climate-scientists-about-global-warming Accessed June 3, 2025.
[5] Clackamas Fire. 2021. "Clackamas Fire Siege". https://clackamasfire.com/wp-content/uploads/2021/01/2021-01-21-AAR-Executive-Summary-Final.pdf. Accessed May 7, 2025.
[6] National Weather Service. Aurora State Airport weather station USW00094281. https://www.weather.gov/wrh/timeseries?site=KUAO&hourly=true. Accessed May 7, 2025.
[7] NOAA. Storm Events Database. Event ID: 961302. https://www.ncdc.noaa.gov/stormevents/eventdetails.jsp?id=961302. Accessed June 4, 2025.

longer dry seasons and increased stress on forests from drought and pests.[8] To limit the worst of future warming and avoid the most severe consequences, global and local efforts must focus on rapidly reducing greenhouse gas emissions.

	Name	Description	Historical (1961 - 1990)	Future (2050s, RCP 8.5)
	**Average Daily Max Temperature**	Average of the highest temperature reached each day, calculated over the year	**56.1 °F**	**64.2 °F**
	**Hot Days**	Number of days where the maximum temperature is over 90°F	**4 days**	**17 days**
	**Very Hot Days**	Number of days where the maximum temperature is over 100°F	**0 days**	**2 days**
	**Freezing Days**	Number of days where the minimum is less than 32°F	**114 days**	**71 days**
	**Dry Days**	Number of days when precipitation is less than 0.01 inch.	**149 days**	**159 days**
	**Wet Days**	Number of days when precipitation is more than 1 inch.	**15 days**	**16.9 days**

Figure 1: Climate projections for Wilsonville under a high-emissions scenario.[9]

[8] 2021 State Agency Climate Change Adaptation Framework. https://www.oregon.gov/lcd/CL/Documents/2021_CLIMATE_CHANGE_ADAPTATION_FRAMEWORKandBlueprint.pdf

[9] All projections come from the U.S. Climate Resilience Toolkit Climate Explorer (Version 3.1). The future projections are based on global climate models for the Coupled Model Intercomparison Project Phase 5 (CMIP5), using the RCP 8.5 scenario for the 2050s. The historical data is based on the observed averages from 1961 to 1990. http://toolkit.climate.gov/home.

GHG Emission Reduction Targets

In 2015, the international community[10] signed the Paris Agreement, a major climate treaty with the goal of limiting global temperature rise to 1.5°C above pre-industrial levels. This threshold is considered a critical safeguard — exceeding it greatly increases the likelihood of extreme weather, more frequent and intense wildfires, rising sea levels, and shifts in flood and drought patterns that would cause severe and lasting damage to people and ecosystems. In its 2023 Synthesis Report, the Intergovernmental Panel on Climate Change (IPCC) emphasized the urgent need for deep and immediate reductions in greenhouse gas emissions to stay within the 1.5°C limit.[11]

The State of Oregon has established a series of GHG emissions reduction targets over time. The first goal, set by the Legislature in 2007, aimed to cut emissions to 75% below 1990 levels by 2050. In 2020, Executive Order 20-04 issued by Governor Kate Brown revised this goal, increasing the long-term target to an 80% reduction by 2050 and adding an interim goal of a 45% reduction by 2035.[12] Most recently, in 2023, the Oregon Climate Action Commission released the Climate Action Roadmap to 2030, which recommended strengthening the long-term target to a 95% reduction below 1990 levels by 2050 to align with the best science on limiting warming to 1.5°C.[13] Figure 2 presents these emission reduction targets.

In alignment with Executive Order 20-04, the City of Wilsonville aims to reduce community-wide emissions by 45% by 2035, and by 80% by 2050 compared to 2018 levels.[14]

[10] As of May 2025, 194 nations and the European Union had ratified the Paris Agreement. UNFCC. https://unfccc.int/process-and-meetings/the-paris-agreement
[11] IPCC. 2023. "AR6 Synthesis Report: Climate Change 2023. 2023 Synthesis Report". Retrieved from https://www.ipcc.ch/report/ar6/syr/
[12] State of Oregon. 2020. "Executive Order 20-04". https://www.oregon.gov/gov/eo/eo_20-04.pdf
[13] State of Oregon. 2023. "Oregon Climate Action Roadmap". https://climate.oregon.gov/tighger
[14] 2018 was selected as a baseline year for the target as 1990 data for the City of Wilsonville is not available.

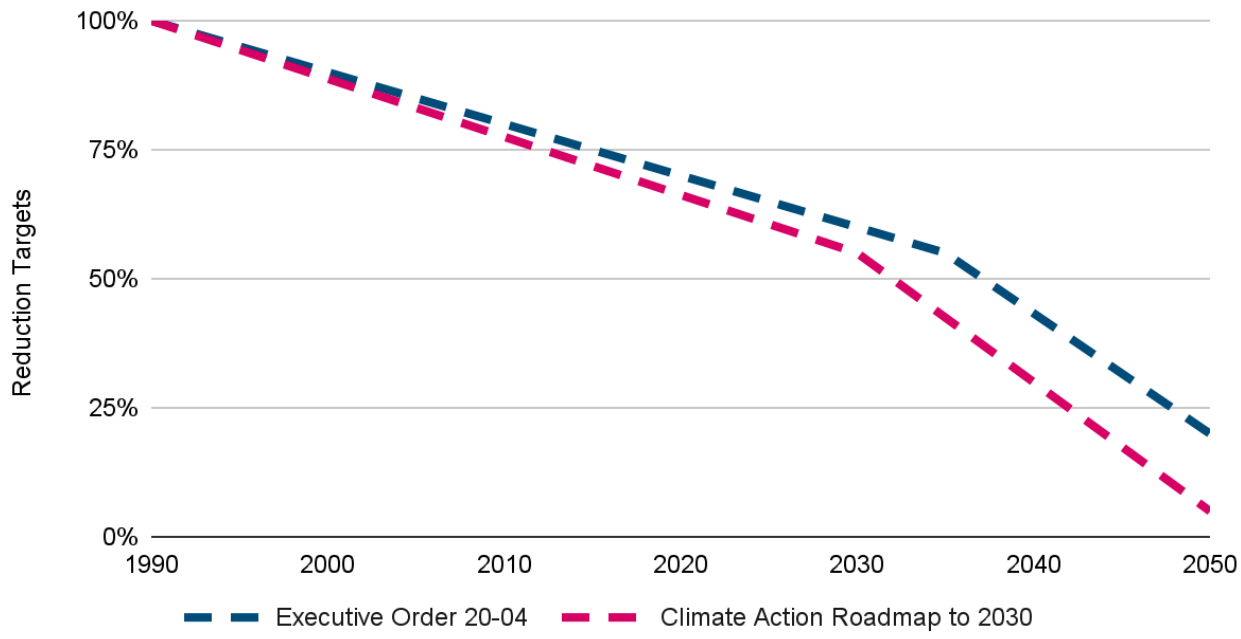

Figure 2: The State of Oregon's most recent climate targets.

About this Plan

Overview

This Climate Action Plan (CAP) is Wilsonville's first comprehensive climate change mitigation action plan. It provides the City with a comprehensive pathway of actions that will reduce its community-wide emissions by 45% by 2035 and 80% by 2050. This will align the community with the State's GHG reduction targets as outlined in Governor Brown's Executive Order 20-04.[15]

This Plan also provides projections of Wilsonville's future energy use and emissions in 'Business-as-Usual' and 'Business-as-Planned' scenarios, insights into the economic, social and financial benefits of taking climate action, and a set of initial implementation measures which Wilsonville can use to move directly into implementing the CAP.

The Plan was informed by technical modeling and analysis, as well as input from community members, local businesses, City staff, and the Planning Commission. The project was completed between 2024 and 2025, as shown in Figure 3.

[15] State of Oregon. Executive Order 20-04.

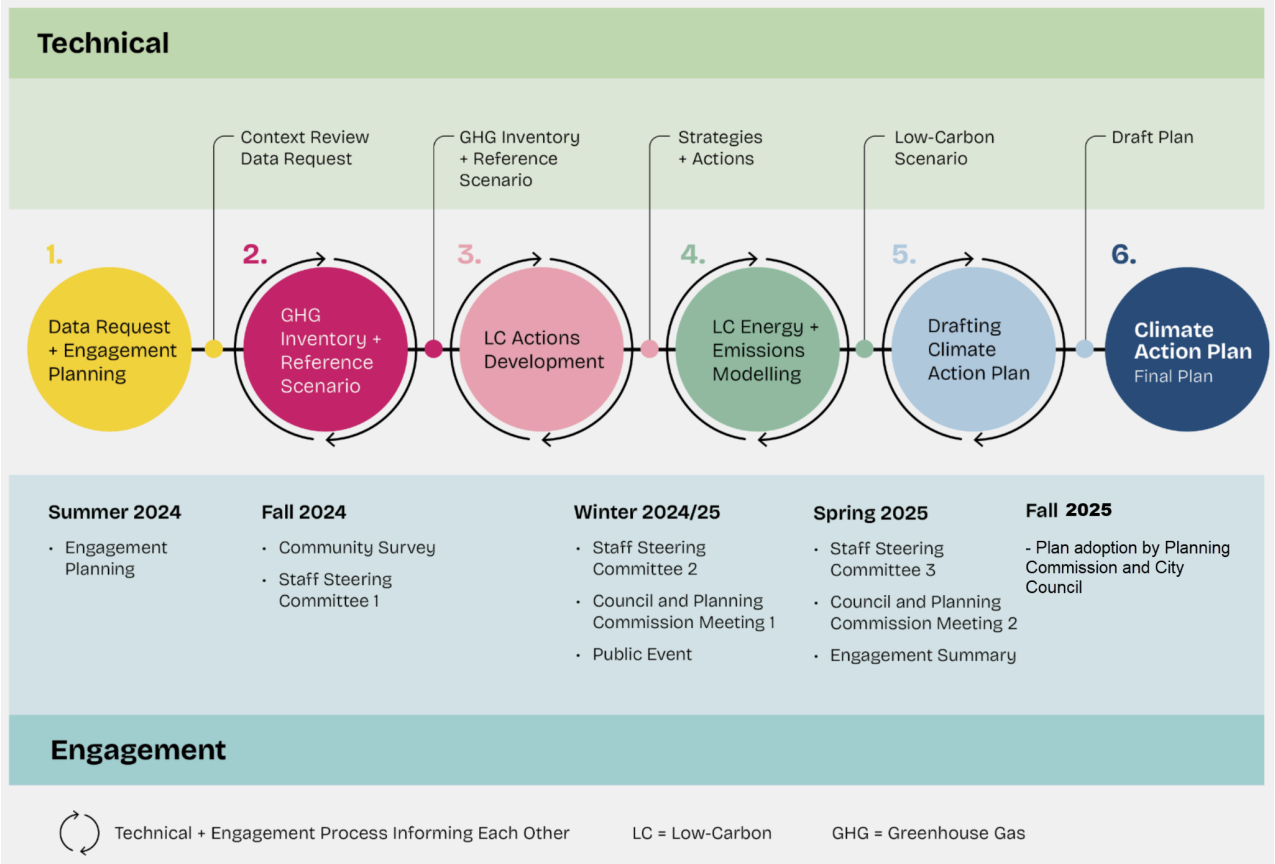

Figure 3: Project timeline for technical modeling and engagement.

Technical modeling

In this project, SSG's ScenaCommunity modeling software was used to calculate Wilsonville's total energy use and emissions for a baseline calendar year (2018), and then to model five future scenarios for Wilsonville. The data used for this was collected from the City of Wilsonville, the State of Oregon, the Federal census, the EPA, and other sources.[16]

The following five scenarios were modeled to calculate the community's future annual energy use and greenhouse gas emissions annually from 2018 to 2050:

- **Business-as-Usual (BAU)**: The intent of this scenario was to demonstrate how Wilsonville's energy consumption and emissions can be expected to change if the community continues to operate as it did in 2018. It reflected only the impacts of population, employment, and household growth, and ongoing improvements in vehicle fuel efficiency on Wilsonville's energy consumption and emissions. It was assumed that energy sources and consumption, transportation modes and patterns, and

[16] All data sources and assumptions are documented in the Data, Methods and Assumptions Manual provided by SSG to the Wilsonville Project Team.

land-use plans in this scenario would remain the same as they were in the baseline year of 2018.

- **Business as Planned without Grid Improvements (BAPWOG)**: This modeled scenario built upon the BAU scenario, adding the impacts of approved municipal strategies and plans, and all but one of the State's legislated targets on Wilsonville's total energy use and emissions. The results from this scenario therefore show the impact of the Advanced Clean Vehicles legislation, regularly improved building codes, and some densification in Wilsonville. (The State legislation that was excluded from this scenario was its Clean Energy Targets Bill,[17] which requires that by 2040 the electricity grid produces no emissions.)
- **Business as Planned with Grid Improvements (BAPWIG)**: This scenario is the same as the BAPWOG scenario except that it also includes the impact of the State's Clean Energy Targets Bill, adding the impact of decarbonizing the electricity grid by 2040.
- **Low Carbon without Grid Improvements (LCWOG):** Like the BAPWOG scenario, the LCWOG scenario does not reflect the grid-wide decarbonization of electricity that would occur as a result of Oregon's Clean Energy Targets Bill. Instead, this scenario used the BAPWOG scenario as a base and then added actions that were selected to ambitiously reduce Wilsonville's total energy use and emissions from all sources in the community.
- **Low Carbon with Grid Improvements (LCWIG)**: The LCWIG scenario is the same as the LCWOG scenario, except that it also includes the impact of the State's Clean Energy Targets Bill, adding the impact of decarbonizing the electricity grid by 2040.

The baseline and these five scenarios are described in more detail in the subsequent sections of this Plan.[18]

Engagement

As part of the planning process, the project team also engaged with a diverse range of people and organizations who were interested and will be affected by Wilsonville's climate action initiatives. Engagement efforts were aimed at several parties, including City of Wilsonville residents, staff, elected officials, and local businesses and industry leaders.

The primary goals of the project's engagement activities were to consult with community members and businesses to understand their concerns about climate change and to gather ideas for reducing GHG emissions. The project team also aimed to involve City staff throughout the development of the plan to help identify opportunities, and flag potential barriers to implementation. City Councilors and Planning Commissioners were also consulted at key project milestones to provide feedback and guidance.

[17] State of Oregon. 2021. "Clean Energy Targets Bill". https://www.oregon.gov/deq/ghgp/pages/clean-energy-targets.aspx.
[18] More information about the technical modeling is included in the Data, Methodology, and Assumptions Manual provided as part of this project by SSG to Wilsonville.

Key engagement activities included a pop-up event, an open house, two community questionnaires, two industry questionnaires, an industry forum, a middle school presentation, and several information sessions and presentations with staff and elected officials, as detailed in Table 1.

Table 1: Summary of engagement activities.

Interested and Affected Party	Date	Activity
City Residents	August 22, 2024	Pop-Up Event
	October - November 2024 April - May 2025	Community questionnaires
	January 16, 2025	Open House
Staff	November 18, 2024	Information Session #1: Emission Reduction Actions
	March 24, 2025	Information Session #2: Implementation Measures
	June 30, 2025	Information Session #3: Draft Climate Action Plan
Boards	January 8, 2025	Planning Commission Presentation: Emission Reduction Actions
	February 3, 2025	City Council Presentation: Emission Reduction Actions
	August 13, 2025	Planning Commission Presentation: Draft Climate Action Plan
	September 4, 2025	City Council Presentation: Draft Climate Action Plan
	October 15, 2025	Planning Commission Presentation: Final Climate Action Plan
	November 3, 2025	City Council Presentation: Final Climate Action Plan
Youth	January 31, 2025	Meridian Creek Middle School Session
Industry	October - November 2024 April - May 2025	Industry questionnaires
	January 16, 2025	Industry Forum

Please see the Engagement Summary Report provided to the Wilsonville Project Team for detailed information on the engagement activities and findings.

Background

Community Support

The City hosted two community questionnaires to gather input on climate action. The questionnaires contained the same questions used by Clackamas County during the development of their Climate Action Plan in 2022, allowing for a comparison of responses over time. Wilsonville posted the questionnaire first in 2024, but had a relatively low response rate. The City re-released the questionnaire in 2025 and mailed postcards to all households to encourage participation. A total of 262 community members participated in at least one of these questionnaires.

Experiences of Climate Change

The majority of questionnaire respondents said they had personally experienced the effects of climate change, as shown in Figure 4. Residents noted shifting seasonal patterns, such as milder winters and earlier springs. Many cited extreme events, including extreme heat, ice storms, heavy rain, and property damage. Several also described the growing impact of wildfires and smoke, citing poor air quality and near-evacuation experiences.

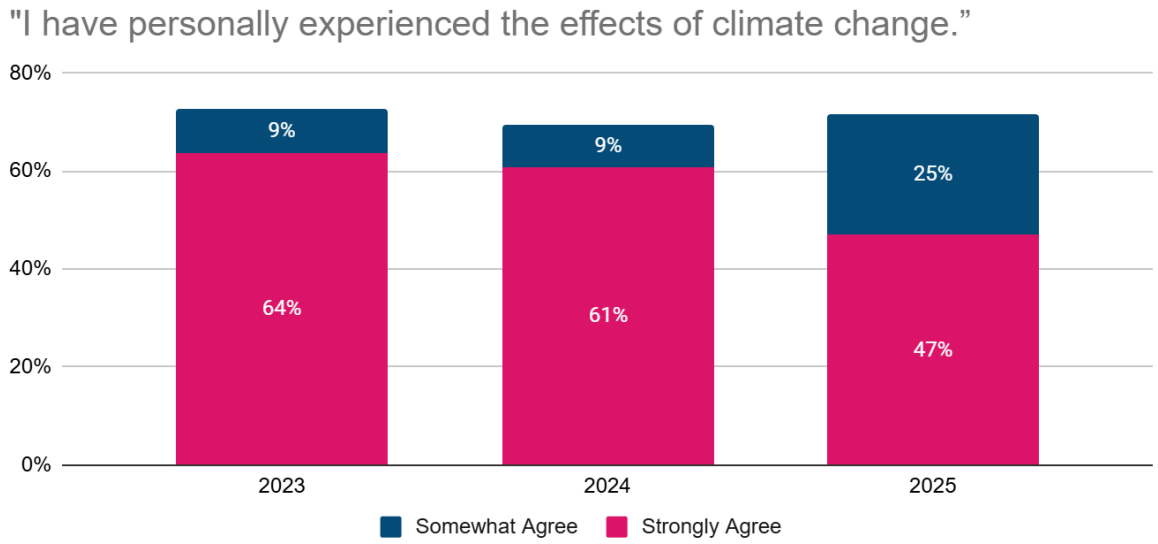

Figure 4: Responses to the question: "How much do you agree or disagree with the following statement? I have personally experienced the effects of climate change."

Importance of Addressing Climate Change

Most community members also indicated that climate change is important to them, as shown in Figure 5. Across the three questionnaires, between 67% and 76% of participants said the issue was either very or somewhat important to them. While the questionnaires are not statistically representative, the results suggest that climate change continues to be a priority for many community members.

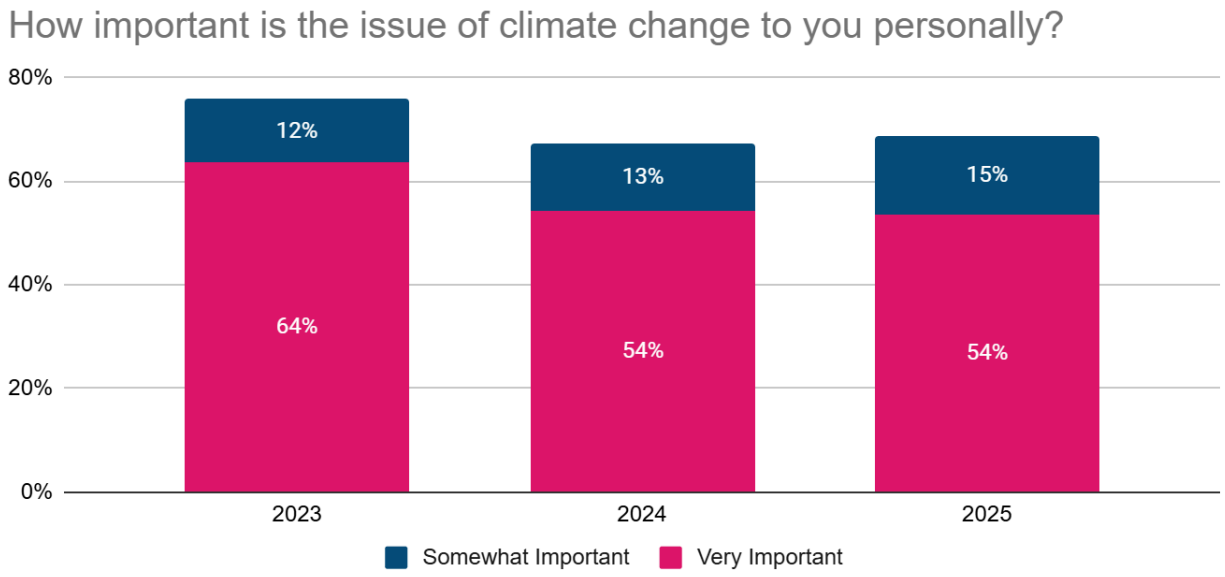

Figure 5: Responses to the question: "How important is the issue of climate change to you personally?"

Responsibility for Climate Action

The questionnaire also explored community members' views on who should be responsible for addressing climate change. Participants were allowed to select multiple options. The results were weighted across the questionnaires based on the number of respondents and are shown in Figure 6. One quarter of respondents indicated that all of the parties listed were responsible for addressing climate change. The most frequently selected individual option was the federal government, followed by the state government and then individuals. Only 5% of respondents indicated that none of the listed groups should be responsible for addressing climate change.

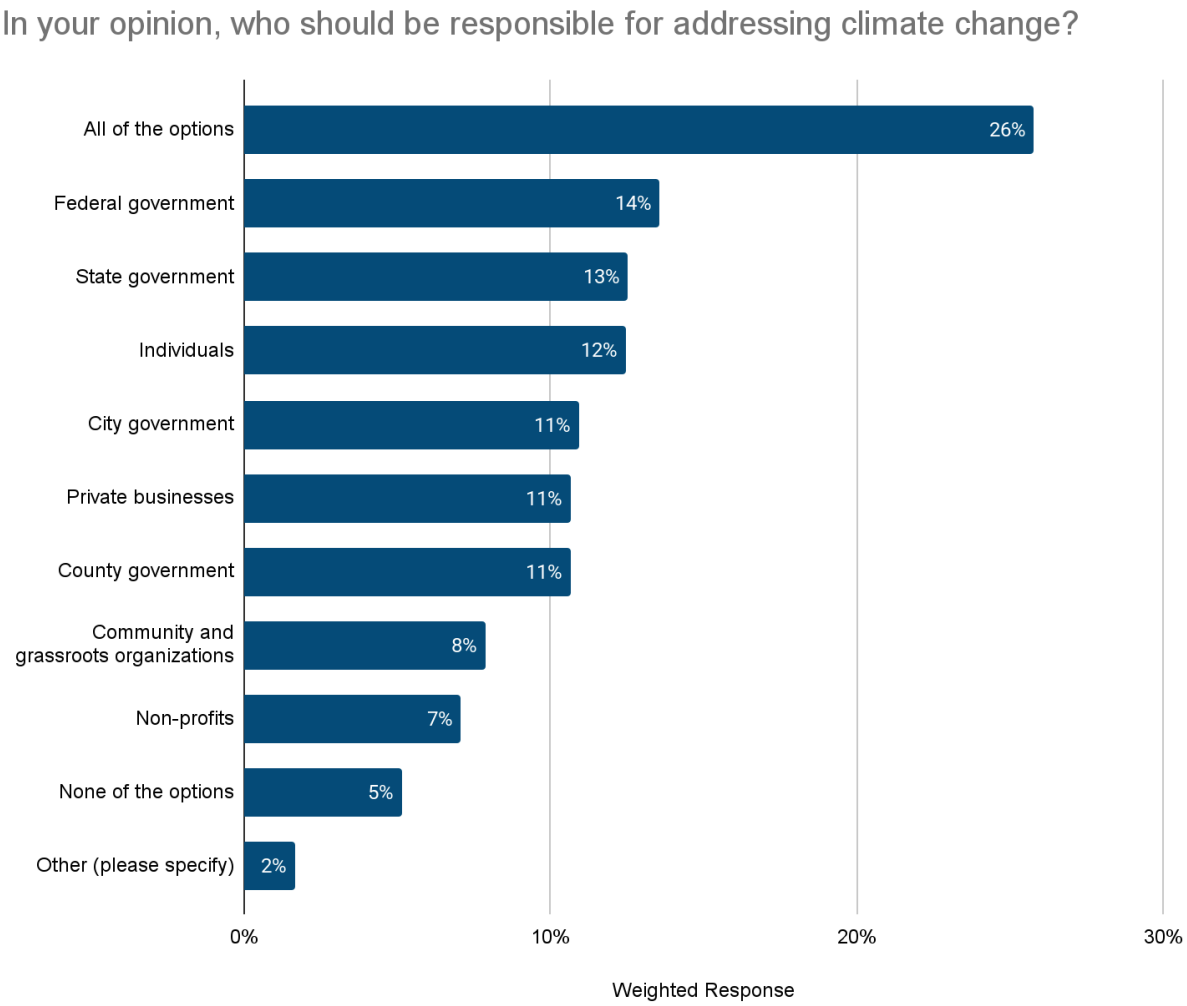

Figure 6: Weighted responses to the question: "In your opinion, who should be responsible for addressing climate change?"

The results of these questionnaires indicate that:

1. Over 70% of respondents are noticing the impacts of climate change in their own lives;
2. Over 65% of respondents indicate that climate change is somewhat or very important to them personally;
3. Respondents want to participate in taking action, and hold all members of the community and levels of government responsible to some degree for addressing climate change.

This is an empowering message for Wilsonville's City Council members and for City Administration:

There is strong and consistent support among questionnaire respondents for the City of Wilsonville to take action to address climate change, to support its residents in doing so, and to work with all other levels of government, businesses, and other affected entities to do what is within their power to do to reduce the greenhouse gases that cause climate change.

This support communicates the community's desire for the City to invest in the changes that are necessary to reduce greenhouse gas emissions, and to ensure the community has a sustainable future. It is recommended that Wilsonville continue to regularly questionnaire the population to monitor the community's level of support, and to continue to share the results with the public, City staff and City Council.

State-Led Climate Action

Oregon has implemented several laws and programs aimed at reducing GHG emissions across the state. The Clean Energy Targets bill (2021) requires electricity utilities to reduce emissions from electricity generation, and establishes a target of 100% renewable electricity by 2040.[19] The Climate Protection Program (2024) established a cap on GHG emissions from fossil fuels (i.e. natural gas, diesel, gasoline, and propane) that will get smaller over time. If this Program continues successfully, these emissions should fall by 90% by 2050 from the average 2017 to 2019 baseline.[20]

In the transportation sector, Oregon has adopted Advanced Clean Car II (2022) standards requiring all new light-duty vehicles sold by 2035 to be zero-emissions vehicles.[21] Additionally, the Advanced Clean Trucks Rule (2021) mandates that manufacturers sell an increasing share of medium- and heavy-duty zero-emissions vehicles. These requirements reach 40% for Class 7 and 8 trucks, 55% for Class 2b to 3 trucks and vans, and 75% for Class 4 to 8 trucks by 2035.[22]

In the land use and transportation sectors, Oregon's Climate Friendly and Equitable Communities (CFEC) program requires cities to reduce emissions through urban planning. This includes designating walkable areas that support mixed-use development and sustainable transportation. Within the Portland Metropolitan region, Wilsonville's Town Center meets the definition of Climate Friendly Areas.[23] The program also requires cities to reform

[19] State of Oregon. 2021. Clean Energy Targets Bill.
[20] State of Oregon. 2024. "Climate Protection Program". https://www.oregon.gov/deq/rulemaking/Pages/CPP2024.aspx
[21] State of Oregon. 2022. "Advanced Clean Cars II". https://www.oregon.gov/deq/rulemaking/Pages/CleanCarsII.aspx
[22] State of Oregon. 2021. "Advanced Clean Trucks Rule". https://www.oregon.gov/deq/aq/Documents/cfpMHDtruckRulesFAQ.pdf. Note that state authority to implement this rule was revoked by Congress in June 2025; however state authorities are continuing to work with the auto industry to achieve these targets.
[23] As defined by Oregon's Climate Friendly and Equitable Communities Program. https://www.oregon.gov/lcd/cl/pages/cfec.aspx

parking management, expand access to electric vehicle charging in mixed-use and multi-unit developments, and prioritize multi-modal transportation projects.

These State-led policies and programs have been incorporated into Wilsonville's climate action planning process.

The Role of Wilsonville

While these State programs will reduce GHG emissions, there are several reasons why cities like Wilsonville still have an essential role to play in addressing climate change.

Firstly, **not all of the City's emissions are addressed by state-wide legislation**. For example, the State does not yet have a commercial or residential building energy and emissions reporting and reduction program in operation; however these buildings produce 37% of Wilsonville's emissions.[24] Municipalities have authorities such as land-use policy, zoning, and building permitting which can be leveraged to help expedite a reduction in building energy use and emissions.

Secondly, **the success of state-wide legislation is not guaranteed**. For example, the Clean Energy Targets bill (2021) does not dictate how electric utilities are to achieve the required reductions, nor do municipalities have the authority to control this. This puts the onus on the many participants in the electrical grid to forecast production capabilities for 'new' technologies, retire old assets, invest in and construct new ones, adapt generation, storage, transmission, and distribution networks, and then finally to coordinate sufficiently to ensure that the grid will continue to provide stable, affordable and reliable electricity to agreed service levels. Although there are financial penalties for failure, they do not guarantee success.

Furthermore, much of Oregon's legislation focuses on cleaning the electrical grid and capping fossil fuel consumption while transitioning to electric vehicles. Electric vehicles, population growth, and the installation of clean technologies like heat pumps will increase the demand for electricity across Oregon. **Parallel investments in energy efficiency improvements and local renewable projects would offset this increase in electricity demand** and ease the transition. Cities like Wilsonville can play a role in encouraging energy efficiency improvements and solar photovoltaic systems, which can reduce the burden on the state grid and decrease the likelihood of the demand for electricity exceeding the supply.

Fourthly, **the shift to non-emitting energy sources and to more energy-efficient facilities brings many additional benefits to cities and their residents**. For example, more

[24] The State has passed House Bill 3409, which will require commercial buildings to meet a Building Performance Standard that is currently in development. Depending on the targets that are developed for this Standard, this will help reduce energy consumption.

energy-efficient homes are less expensive to heat and cool than conventional homes. Buildings in which natural gas stoves, furnaces and clothes dryers are replaced with electric models will increase electricity consumption, but will have much healthier indoor air quality.[25]

It's also important to note that many of the costs of adapting to climate change and of repairing infrastructure from damage caused by climate change are borne by municipalities. Repairs to stormwater infrastructure, sewers and roadways are examples of municipal costs that are already increasing due to climate change, and this is requiring cities to redirect money to cover these costs. Municipalities that take action now to both reduce emissions and improve resilience are investing to reduce their own future costs. Ultimately, **upgrading this infrastructure comprehensively and early, and investing in local, zero-emissions energy generation, directly reduces the local damage caused by these events and increases the community's resilience, ultimately saving money for the municipality**.

More than a 'Climate Plan'

Municipal climate actions have come a long way since the first climate action plans were written in the early 2000s. In fact in 2025, the financial business case for climate action is just as compelling as the environmental reasons are. This means that it's becoming easier for cities to justify taking these climate actions than to justify continuing with the status quo.

'Clean' technologies are now proven solutions

Some of the most important 'clean' technologies have now been available for decades. Solar photovoltaic (PV) panels for example, have been viable, affordable and commercially available since the 1980s. In the last decade, the labor force has become familiar with solar installation and maintenance, just as HVAC technicians have become skilled in installing air source heat pumps for both space heating/ cooling and water heating. The costs of installing these systems continue to fall as mass manufacturing practices improve.[26] Government policies, net-metering programs, and utility and transmission readiness now make solar PV a straightforward option for municipalities, corporations, and homeowners.

In essence, in 2025 the risks that once would have been associated with adopting 'new technologies' have been largely eliminated.

[25]Lewis, Tanya. 'The Health Risks of Gas Stoves Explained'. Scientific American. January 19, 2023. https://www.scientificamerican.com/article/the-health-risks-of-gas-stoves-explained/

[26] According to the Wood Mackenzie Power & Renewables and SEIA's Q1 2025 report: "An average-sized residential system has dropped from... $40,000 in 2010 to roughly $26,880. Recent utility-scale prices range from $16 to $35/ MWh, competitive with all other forms of generation. https://seia.org/research-resources/solar-industry-research-data/

Taking climate action reduces municipal costs

Municipal climate actions reduce costs in both a city's operating and capital budgets. The costs to heat and cool energy-efficient facilities using zero-emissions sources are already less variable and lower than the costs of using fossil fuels.[27]

The cost to charge and maintain fleet vehicles is significantly lower than the cost to fuel and maintain ICE vehicles (including the costs of chargers).[28]

Building new developments in existing urban areas - extending buildings upwards rather than extending a city's footprint outwards - reduces municipal costs associated with extending roadways, as well as water, wastewater, fire suppression and power infrastructure out into suburbs. It also avoids the destruction of natural lands and resources that would otherwise be subsumed into urban sprawl.

Climate actions can provide municipalities with new revenue sources

Both climate actions, and the way those actions are implemented can provide opportunities for cities to establish new revenue sources. Here are some examples of ways in which other communities are generating revenue for the City while contributing to a reduction in community emissions:

- Add a climate surcharge to all public parking (as done recently in Portland). This charge reminds people that there is an environmental cost to driving a personal vehicle, and gently discourages the behavior. Funds from this surcharge are directed into improving alternative modes of transportation.
- Install solar PV on city facility rooftops, over parking lots, and in low-value land such as highway roadsides, to realize revenue from electricity fed into the grid.[29] The French Prairie Solar Station at the interchange of Interstates 5 and 205 offsets operational costs in a similar way for ODOT.
- Create municipal waste management services that re-sell construction materials from dismantled buildings, receive organic waste to produce and sell compost, and collect fats, oils and greases to generate renewable natural gas for sale to industry. A similar program operates at the Gresham wastewater treatment facility.[30]

[27] International Energy Agency. "North America: Shares of Renewables" web page. https://www.iea.org/regions/north-america/renewables. Accessed May 27, 2025.
[28] McKinsey & Company. Automotive and Assembly. "Why the economics of electrification make this decarbonization transition different." 2023. https://www.mckinsey.com/industries/automotive-and-assembly/our-insights/why-the-economics-of-electrification-make-this-decarbonization-transition-different
[29] See the ODOT Solar Highway Program for more information. ttps://www.oregon.gov/odot/Programs/Pages/Solar-Highway.aspx
[30] City of Gresham, Oregon. "Wastewater Treatment Plant" web page. https://www.greshamoregon.gov/environmental-services/water-services/wastewater-treatment-plant/.

- Sell residual energy or heat generated at city facilities such as IT data centers, wastewater treatment facilities or underground piping, or other large-scale energy users within city operations.

In fact, there are many ways in which climate change actions improve a city's ability to thrive and ensure that it endures sustainably in the future. Table 2 provides some of the key 'Thriving City Benefits'; specific examples will be discussed throughout this Plan.

Table 2: Thriving City Benefits.

Benefit	Icon	Description
Economic and Job Growth	EJG	Investments in clean energy, infrastructure, and innovation can create new jobs, attract new industries, and support long-term economic resilience.
Affordability for Residents	AR	Climate action can lower household and business costs over time by reducing energy bills, transportation expenses, and exposure to climate-related damages. This improves long-term home affordability.[31]
Financial Benefits for the Municipality	FBM	Climate actions can significantly reduce a municipality's operating costs through reduced energy consumption, more stable pricing, less maintenance, and even new or increased revenue streams.
Improved Health & Air Quality	HAQ	Cleaner air, expanded green spaces, and safe options for walking and biking contribute to improved physical and mental health across the community.
More Accessible Mobility	AM	Climate action can improve access to affordable, safe, and reliable transportation options such as public transit, biking, and walking.
Improved Energy Security	ES	Distributed renewable energy and energy efficiency improvements help make the power grid more reliable, flexible, and resilient to extreme weather.
Resilient Nature & Biodiversity	NB	Protecting and restoring natural areas supports local biodiversity, improves air and water quality, provides shaded, cooler areas reducing the urban heat island effect, and strengthens community resilience to climate change impacts.
Climate Resilience	CR	Changes such as making buildings more energy-efficient helps communities prepare for and respond to extreme

[31] World Resources Institute. "12 Reasons Climate Action is Good for the United States Economy." https://www.wri.org/insights/12-reasons-climate-action-good-united-states-economy

Benefit	Icon	Description
		weather, flooding, wildfire, and other climate-related risks.
Reduced Waste	WR	Reducing waste decreases greenhouse gas emissions, conserves natural resources, and supports cleaner, more sustainable communities.

Planning Paradigm

Although there are many decarbonization initiatives a city can pursue, they typically fall into one of five strategic approaches, shown in Figure 7. These approaches include: **Avoid, Reduce, Replace, Remove, and Offset**. Wilsonville's CAP was guided in part by prioritizing actions based on the approach they take:

- The top priority is to completely **avoid** activities and fuels that produce emissions.
- This is followed by **reducing** emissions-producing activities, and the amount of energy used through efficiency improvements.
- After efficiency is significantly improved, decarbonization requires **replacing** the use of fossil fuels with zero-emissions energy sources to satisfy the remaining energy demand.
- Protecting existing natural systems (such as trees and wetlands) and technological systems (such as carbon capture and sequestration) to **remove** emissions from our atmosphere. While these are useful, they can only sequester a small amount of the emissions we continue to produce.
- Finally, if the community has emissions it is currently unable to eliminate, the concept of '**offsets**' allows the community to pay someone else to eliminate more of their emissions instead. This approach can be useful, however in practice it has significant challenges. This approach should only be used if no alternative is available, and until a better option is found.

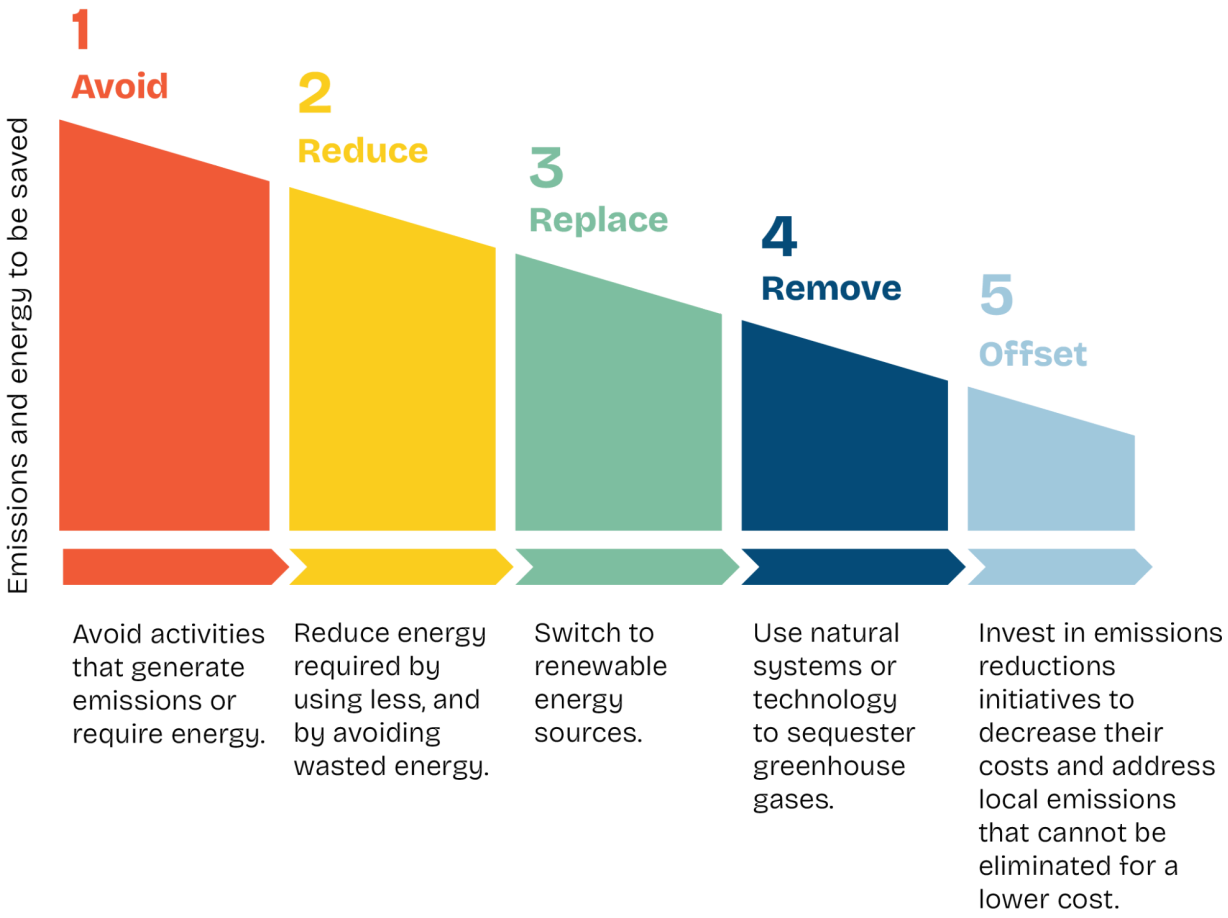

Figure 7: ARRRO Planning Philosophy.

Wilsonville's Current and Future Energy Use and Emissions

2018 Inventory

Using the ScenaCommunity methodology, the project team compiled a community-wide energy and GHG emissions inventory for one calendar year, drawing on data from the City of Wilsonville, State and federal agencies, and other sources. The inventory is organized into five key sectors: transportation, commercial buildings, residential buildings, industrial facilities, and solid waste. The year 2018 was selected as the baseline because it provided the most comprehensive and consistent data across all sectors.

Figures 8 and 9 illustrate energy consumption and GHG emissions in Wilsonville for 2018. **In that year, the community of Wilsonville consumed 179 metric million British thermal units (MMBtu) of energy per person or 4,200,000 MMBtu community-wide, and emitted 12 metric tons of carbon dioxide equivalent (MTCO2) per person, or approximately 285,000 MTCO2e community-wide.**[32]

The transportation sector was the largest consumer of energy, accounting for approximately 50% of total use. Residential and commercial buildings each represented about 19%, while industrial facilities comprised the remaining 13%. GHG emissions followed a similar pattern, with transportation responsible for 48% of emissions. Commercial buildings contributed 21%, residential buildings 16%, industrial facilities 14%, and solid waste less than 1%.

[32] For comparison, in 2019 the City of Tigard consumed 129 MMBtu of energy and emitted 10.7 MTCO2e of emissions per person.

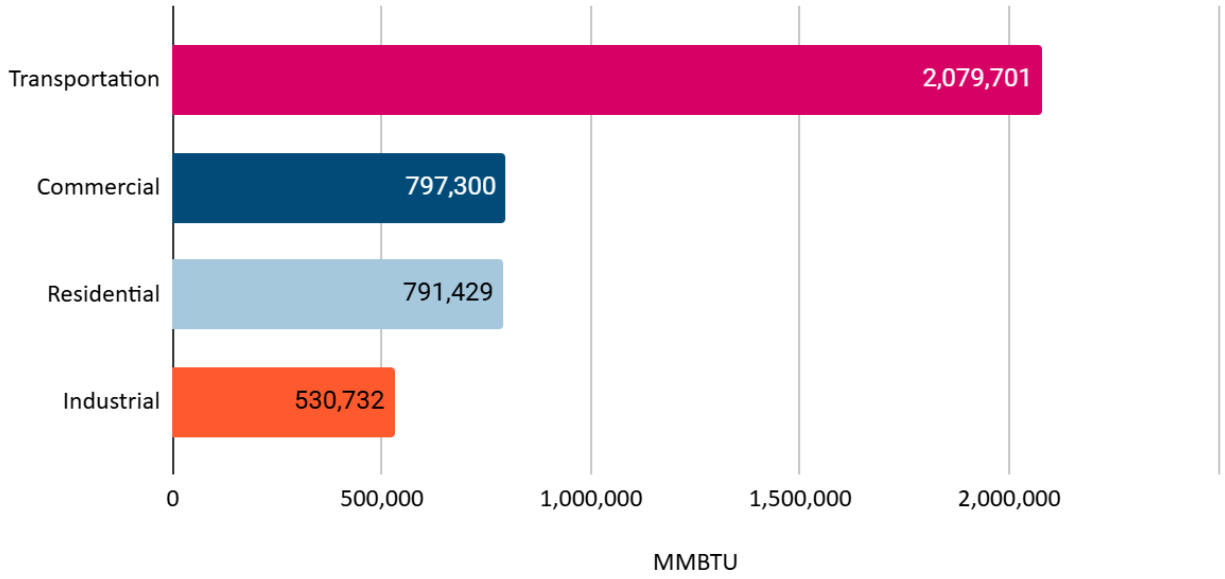

Figure 8: Wilsonville's 2018 energy consumption (MMBTU) by sector.

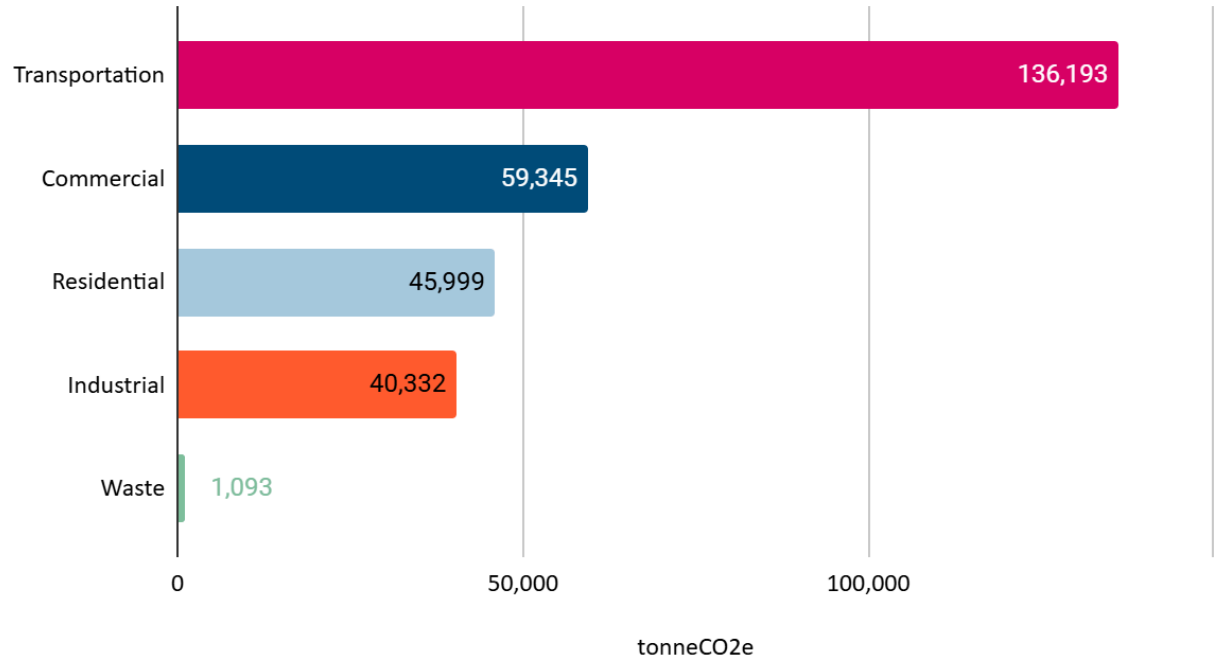

Figure 9: Wilsonville's 2018 GHG emissions (MTCO2e) by sector.

Transportation was the largest source of both energy use and emissions, driven by the City's high rate of vehicle use. In 2018, an estimated 93% of trips in Wilsonville were made by

personal vehicles. Even short trips tend to be made in vehicles: 86% of trips that were less than one mile were made in personal vehicles. This indicates an opportunity to reduce GHG emissions by encouraging a mode shift to more sustainable forms of transportation, including walking, biking, and transit, especially for shorter trips. Cities can encourage this by investing in active transportation infrastructure such as bicycle lanes and permitting denser, mixed-use developments.

Commercial and residential buildings were the second largest source of emissions, contributing a combined total of 42% of GHG emissions. Natural gas accounts for approximately 42% and 30% of GHG emissions in residential and commercial buildings, respectively, in the baseline year. Most of the remaining GHG emissions come from grid electricity. This highlights the importance of transitioning away from natural gas use by installing heat pumps in buildings and decarbonizing the electrical grid.

Future Business-as-Usual Scenario

After the baseline inventory was completed, a business-as-usual (BAU) scenario was modeled. The scenario forecasted Wilsonville's energy use and GHG emissions annually out to the year 2050 if no changes are made to the City's buildings, transportation patterns, energy sources, and technologies, and the City's population increases over this time by 30% (1% annually).

Figures 10 and 11 show that in the BAU scenario, between 2018 and 2050, Wilsonville's projected energy consumption and GHG emissions will both increase by 22 - 23%. Transportation emissions would slightly decrease during this period due to improved fuel standards and an uptake in electric vehicles, while industrial emissions slightly increase. Most of the new energy and GHG emissions would be associated with new residential and commercial buildings to support the City's population growth and economic development.

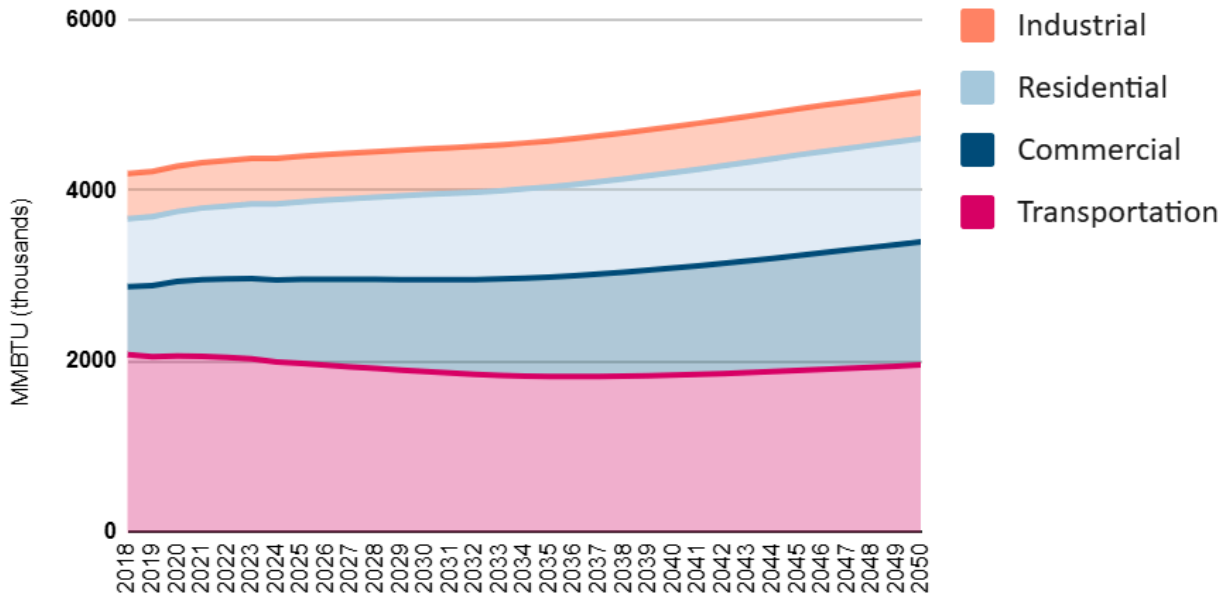

Figure 10: Wilsonville's energy consumption (MMBTU) by sector in the BAU scenario, 2018 - 2050.

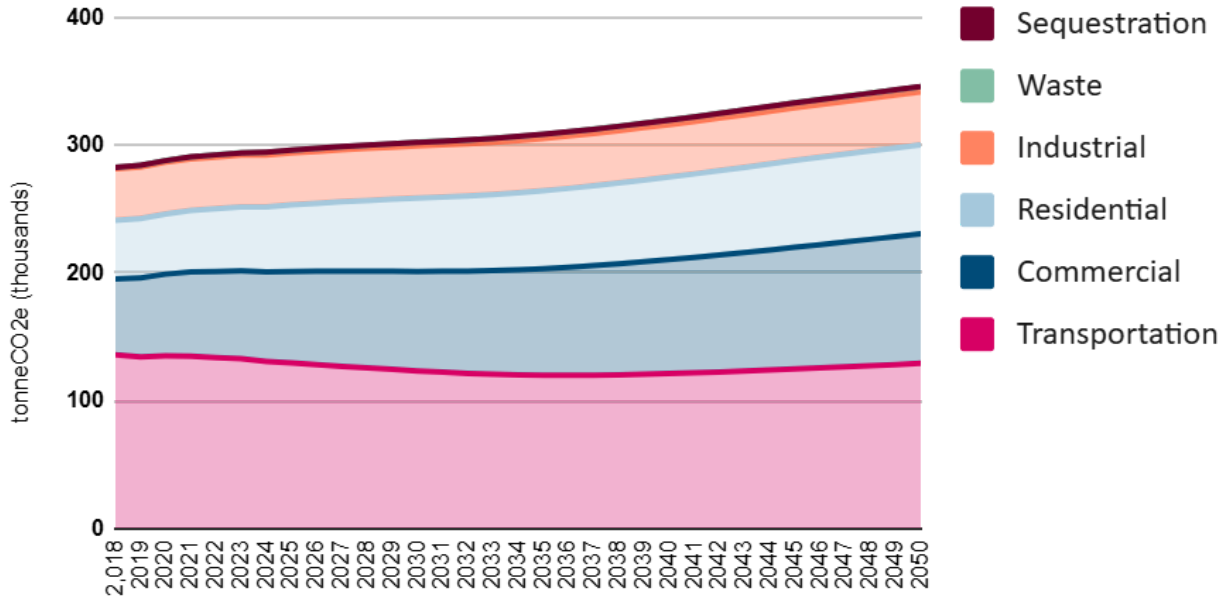

Figure 11: Wilsonville's GHG emissions (MTCO2e) by sector in the BAU scenario, 2018 - 2050.

Two Future Business-as-Planned (BAP) Scenarios

After the BAU scenario, two Business-as-Planned (BAP) scenarios were modeled. **Both BAP scenarios illustrate the impact of Wilsonville's and Oregon's existing, approved legislation, plans and policies on the community's future energy use and GHG emissions.** Specifically, both BAP scenarios assume that Oregon fully implements the current Advanced Clean Cars II and Advanced Clean Trucks standards. This means that the results show the impact of a) all new light-duty vehicles being electric or plug-in hybrid electric, and b) a growing share of new medium- and heavy-duty vehicles being zero-emissions, by 2035. Both scenarios also reflect the assumption that building codes continue to improve regularly, making new buildings more energy-efficient, and that 1.5% of existing buildings are weatherized annually through Oregon's Healthy Homes Grant Program.

BAP without and with Grid Improvements

The only difference between the two BAP scenarios is the emissions factor of the electrical grid.

The first BAP scenario (BAP without Grid Improvements) assumes that the GHG reduction targets required by Oregon's Clean Energy Targets Bill are not met, and the electrical grid emissions factor remains at current levels.

The second BAP scenario assumes that the GHG reduction targets set by Oregon's Clean Energy Targets bill are achieved, resulting in 100% renewable electricity by 2040.

Energy Consumption

The amount of energy consumed by the community is the same for both BAP scenarios, all the way out to 2050. The graph in Figure 12 shows Wilsonville's projected annual energy consumption for both BAP scenarios, by sector, out to 2050. Overall, in this time period, energy consumption would decrease by approximately 2%.

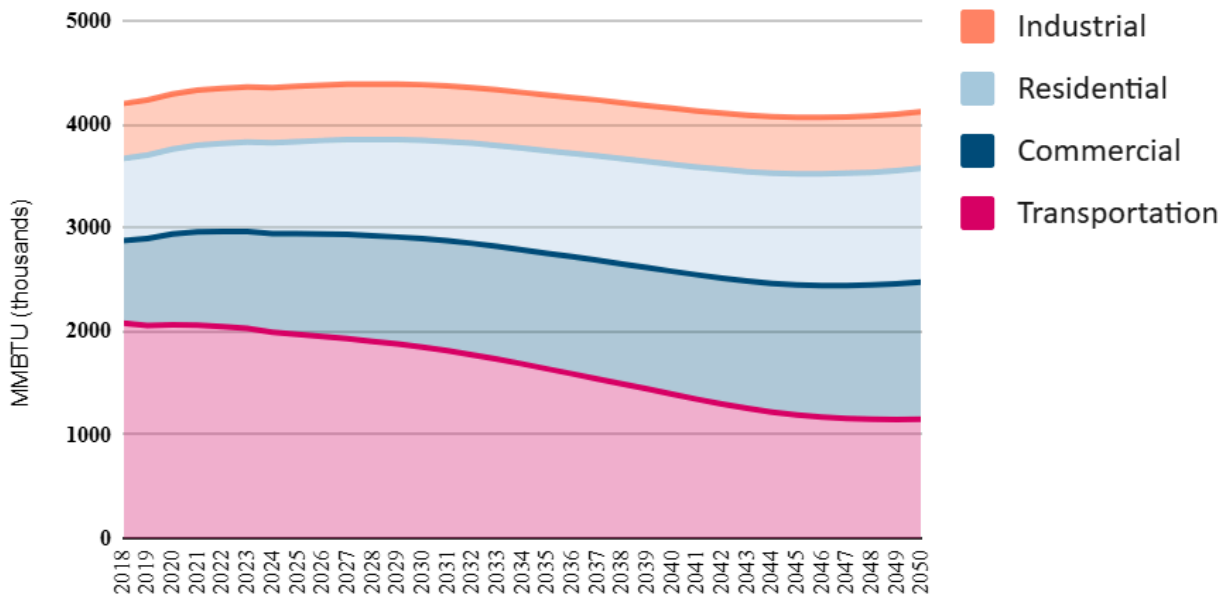

Figure 12: Wilsonville's energy consumption (MMBTU) by sector in the two BAP scenarios, 2018 - 2050.

In the transportation sector, the reduction in energy consumption is almost 50%. This is due to the fact that electric and hydrogen vehicles are both much more energy-efficient than gas and diesel-powered vehicles. So, as Wilsonville's vehicles are switched to zero-emissions models, the total energy required for transportation falls significantly.

This improvement, however, is almost entirely offset by increases primarily in energy consumption in the residential and commercial building sectors. This tells us that from the perspective of energy demand, the current rate of building code improvements will not keep up with the impact of population and economic growth in Wilsonville.

Greenhouse Gas Emissions

The greenhouse gas emissions produced in the two BAP scenarios are different. This is shown in Figure 13.

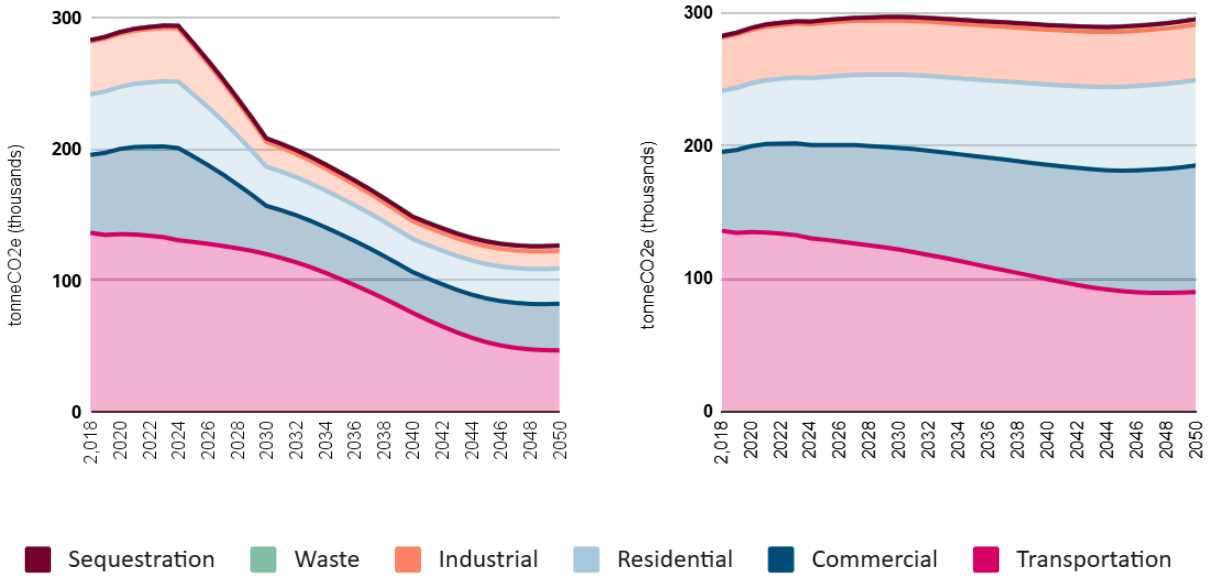

Figure 13: Wilsonville's GHG emissions (MTCO2e) by sector in the BAP scenarios with grid emission reductions (left) and without grid emission reductions (right), 2018 - 2050.

Comparing emissions in these two scenarios allows us to see the importance of decarbonizing the electrical grid to overall GHG emissions reductions in Wilsonville (and the State as a whole). In the scenario where Oregon meets its electrical grid emissions reduction targets, Wilsonville's total GHG emissions decline by 55% by 2050. In contrast, if the grid continues with the same energy mix it had in 2018, Wilsonville's total emissions in 2050 will be 4% higher than they were in 2018 - even if existing trends (such as ZEV adoption) continue, and other existing energy efficiency plans are completed.

Two things become clear from this:

1. Current rates of 'clean technology' adoption combined with Wilsonville's existing initiatives will not be sufficient to meet the community's emission reduction goals. More effort is required.
2. The decarbonization of electricity - both on the grid and with local renewable systems - is critical to reducing emissions and to providing a long-term source of energy for the majority of Wilsonville's energy needs.

Two Future 'Low Carbon' Scenarios

The project team used the results of the BAU and BAP scenarios to select a set of 'low carbon' actions that would effectively reduce Wilsonville's energy use and eliminate the community's greenhouse gas emissions. Several factors were considered when selecting these actions. These included:

- The climate action planning paradigm introduced earlier in the report;
- The necessity of the action to reach the State's climate goals on the timeline required;
- Selecting actions that would maximize the community's economic development in future growth industries;
- Making life more affordable for Wilsonville's residents and businesses;
- Reducing the City's long-term operating costs, and improving the resilience of its infrastructure; and,
- The City's authority to carry out the action.

The selected actions were then laid out on a specific timeline to ensure that they build upon each other to optimize benefits to the community and take the greatest advantage of financial investments involved. They were modeled on top of (or in addition to) the BAP without Grid Improvements scenario. This final combination of actions on a timeline is the Low Carbon (or LC) scenario. It is described in the next section of this Plan, entitled Low-Carbon Actions. They constitute a pathway for Wilsonville to reach its GHG reduction goals, and to ensure long-term economic and social sustainability for the community.

LC without and with Grid Improvements

As with the BAP scenarios, two variations of the low-carbon actions were modeled. In the first scenario, the electrical grid does not decarbonize; instead, the electricity emissions factor remains at its current level. This is the Low Carbon without Grid Improvements (LCWOG) scenario. In the second scenario, the grid does switch to zero-emissions, renewable energy sources by 2040. This is the Low Carbon with Grid Improvements (LCWIG) scenario.

Energy Consumption

As with the BAP scenarios, future energy consumption is the same for both LC scenarios. Energy consumption in the LC scenarios are, however, much lower than in any of the BAU or BAP scenarios. By implementing the actions in the Low Carbon scenarios, Wilsonville's total energy consumption decreases by 41% between 2018 and 2050. Figure 14 displays the projected energy consumption for the Low Carbon scenarios.

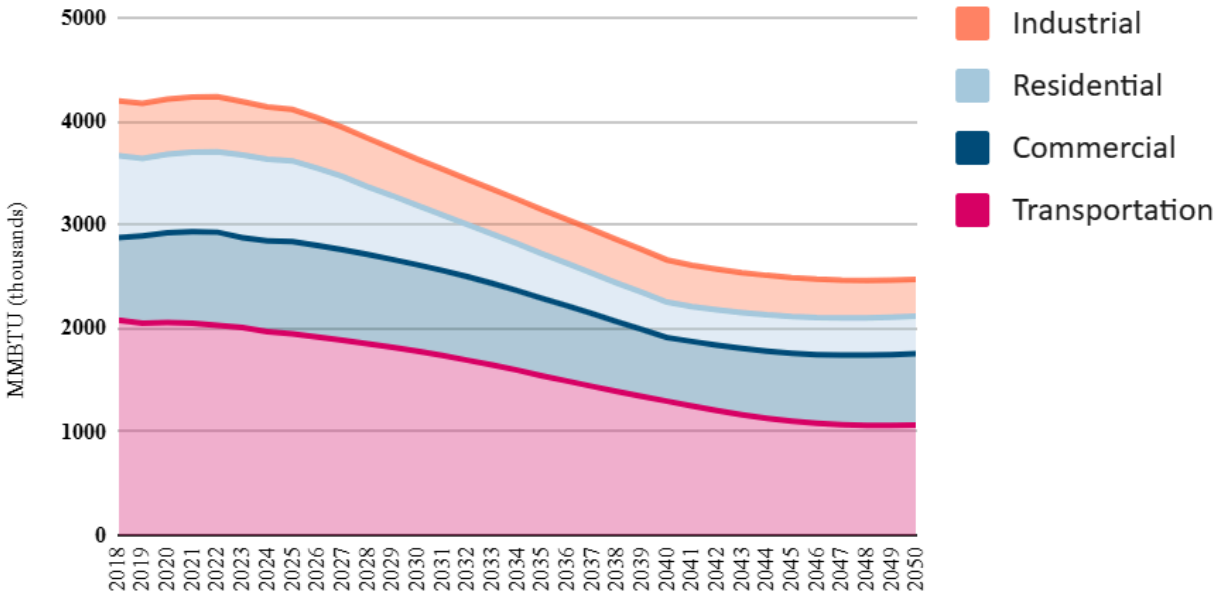

Figure 14: Wilsonville's energy consumption (MMBTU) by sector in the two Low Carbon scenarios, 2018 - 2050.

This reduction is due to a number of important changes:

1. The actions include making both existing and new buildings significantly more energy-efficient in the very near future. This reduces the energy that will be required to heat and cool buildings, even as the population grows and new construction continues.
2. Switching from furnaces (even high-efficiency furnaces) to emissions-free heating and cooling systems like heat pumps increases energy efficiency from approximately 96% to 300-400% efficiency. This dramatically reduces total energy consumption in the community.
3. Gas and diesel vehicle engines are only approximately 25% efficient; this means that 75% of the fuel purchased to run an ICE vehicle is lost in the combustion process and in heat, and is not used to actually move the vehicle.[33] On the other hand, electric and hydrogen-fueled vehicles are approximately 87% efficient. As a result, as more ICE vehicles are retired and replaced with zero-emission vehicles, much less energy is required to transport goods and people, even as the population increases.

These reductions in energy consumption translate into long-term financial savings in the form of avoided energy costs for all Wilsonville residents, businesses, and for the City.

[33] U.S. Environmental Protection Agency. "Electric Vehicle Myths" webpage.

Greenhouse Gas Emissions

The pathway of the modeled low carbon actions alone (i.e. without considering the impact of the electrical grid) reduces Wilsonville's total annual emissions by 69% (from 282,963 MTons in 2018 to 86,850 MTons) in 2050. This is a dramatic reduction that highlights how effective local action is, and how important Wilsonville's implementation of these actions will be to ensure the community has a sustainable future. The impact of individual actions, and groups of actions, are described in the Low Carbon Actions section of this document.

There is also a difference in the emissions produced by the two LC scenarios. This is shown in Figure 15.

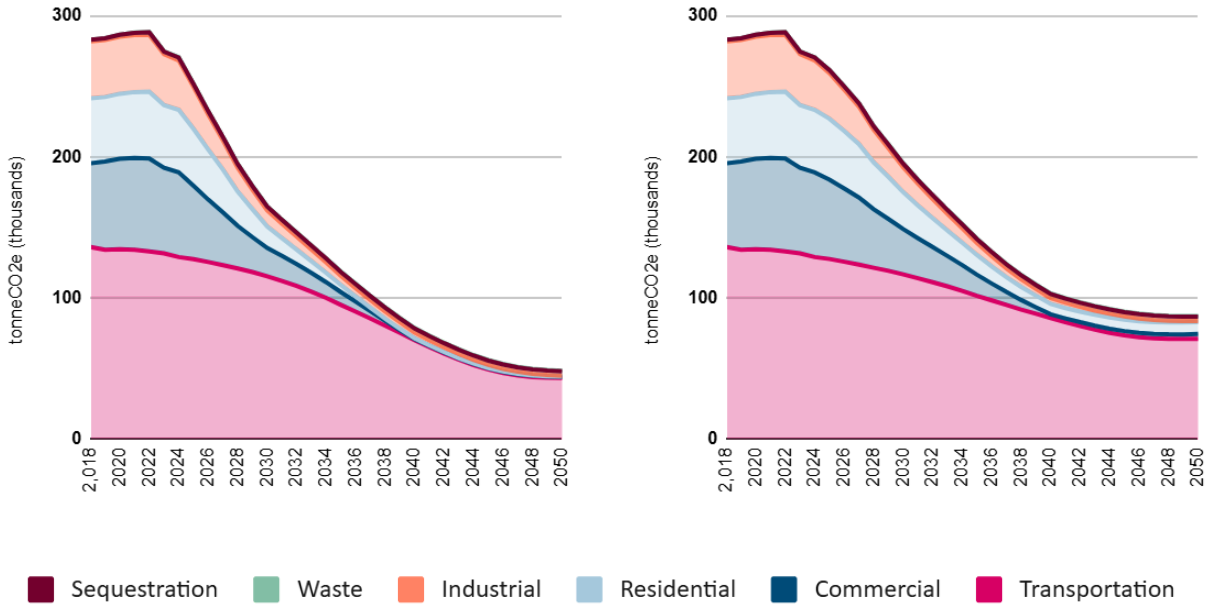

Figure 15: Wilsonville's GHG emissions (Thousands of Mt CO2e) 2018 - 2050, by sector in the Low Carbon scenarios. Low Carbon with Grid Improvements (LCWIG) is on the left, and Low Carbon without Grid Improvements (LCWOG) is on the right.

In the Low Carbon with Grid Improvement (LCWIG) scenario, Wilsonville's total emissions fall by 58% in 2035 (exceeding the State's 2035 goal by 13%), and 83% in 2050 (exceeding the State's goal by 3%. By contrast, while the LCWOG scenario also reduces emissions by 58% by 2035, by 2050, it has only eliminated 69% of Wilsonville's emissions.

The Social Cost of Carbon

The difference between the two LC scenarios is most evident in the fact that the LCWIG scenario achieves significant emission reductions much sooner than the LCWOG scenario.

This is significant because reducing emissions **rapidly** is crucial to avoiding the most catastrophic effects of climate change. Those catastrophic effects are realized as costs society must pay to repair damaged and destroyed infrastructure, expand stormwater capacity and backup power, increase healthcare services for heat stroke, develop crop treatments for new pests and diseases, and support for residents without access to cool buildings and clean water during storm events.

This concept of the cost to society of not addressing climate change is called the **'social cost of carbon' (or SCC)**. Resources for the Future provides regularly updated calculations of the SCC in the U.S. for each decade into the future. Their current calculation of the SCC is $226 USD / Metric ton of emissions.[34]

The concept of assigning a societal cost to each ton of emissions released helps us understand the long-term, financial value of reducing our emissions as fast as possible. In the case of Oregon's electricity grid, if it can switch to 100% clean, renewable power by 2040 (as in the LCWIG scenario), this will eliminate over 441,000 **more** Mtons of emissions from Wilsonville, between 2018 and 2050, than the LCWOG scenario. Using the social cost of carbon, we can translate these avoided emissions into a value of $99,666,000 in avoided social costs.

Furthermore, a large portion of the costs (up to 88% in some studies[35]) imposed by the impacts of climate change are borne by local and state governments. This makes sense: as climate change increases, the frequency and severity of damaging storms, excessive heat, and power outages also increase, and the impact of this plays out intensely in urban settings. The infrastructure that is damaged from waste and stormwater networks, to roads and public buildings, and to utility services - is often municipally-owned or managed. This can leave a municipality unable to provide services when they are needed most and also struggling to pay for extensive and regular repairs.

It is in every municipality's interest to support the State in its efforts to decarbonize the grid by 2040, and to take every action within the city's authority to reduce its community emissions.

[34] This is the SCC value for the year 2030 from the Resources for the Future, 'Social Cost of Carbon Explorer' website. https://www.rff.org/publications/data-tools/scc-explorer/. Accessed June 18, 2025.

[35] Wesseller, Sarah. Yale Climate Connections. "Stuck with the bill: Local governments deluged with rising climate damage costs." https://yaleclimateconnections.org/2022/09/stuck-with-the-bill-local-governments-deluged-with-rising-climate-damage-costs/. Accessed June 18, 2025.

Summary

Five future energy and emissions scenarios were modeled for Wilsonville. Figure 16 shows the emissions reductions associated with each scenario, alongside the reduction targets (from Executive Order 20-04[36]) of 45% by 2035 and 80% by 2050 relative to 2018 levels.

The Business-as-Planned with Grid Improvements (BAPWIG) scenario, which reflects existing state-level policies including grid decarbonization, achieves only a 55% total reduction in emissions by 2050.

The Low Carbon without Grid Improvements (LCWOG) scenario, which includes State policies (excluding decarbonization of the electricity grid) and local climate actions, only achieves a 69% reduction by 2050.

Only the Low Carbon scenario with Grid Improvements (LCWIG) scenario meets the State's goal to reduce emissions by at least 80% by 2050.

This highlights the fact that both state-wide and local actions will be essential to achieving Wilsonville's long-term climate goals. It also indicates that Wilsonville should both support the State's legislation and encourage as much local renewable electricity generation as possible, for the benefit of its community members and itself corporately.

[36] Executive Order 20-04 uses 1990 as a baseline. For this plan, 2018 was selected as a baseline year for the target as 1990 data for the City of Wilsonville is not available.

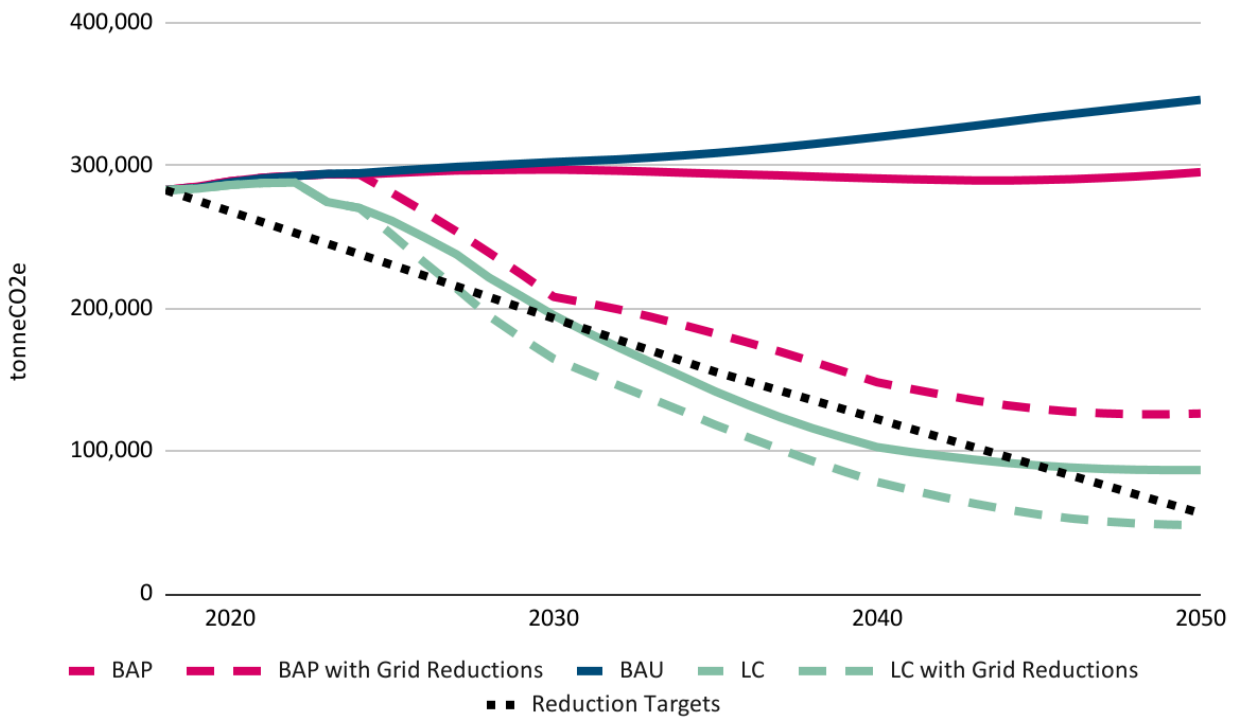

Figure 16: Summary of Wilsonville's GHG emissions (MTCO2e) by scenario, 2018 - 2050.

Low Carbon Actions

Overview

This section explores what climate actions are, specifically as compared to implementation measures. It then discusses the specific actions included in Wilsonville's Low Carbon scenarios, and the impact each can have on emissions and on the community's overall well-being into the future.

What is a climate action?

Climate actions provide a clear description of the extent and speed of change that is factually required to meet the community's goals. They are not intended to reflect how politically palatable or operationally feasible the action may be. Rather, they provide a scientifically based 'guiding star'. The timeline of climate actions in this Plan are a reference to compare the community's progress to ensure Wilsonville remains on track to meet its goals.

Climate actions are also modelable. This means they are expressed as a quantifiable change that occurs over time, like the following. (Note that this is not a real action from Wilsonville's Climate Action Plan.)

'Beginning in 2028, 35% of all new vehicles sold in Wilsonville will be electric vehicles.'

What is an implementation measure?

Climate actions do not describe **how** this will be achieved - whether it will be through incentives, regulations, etc. **Implementation measures describe the programs, policies, incentives and other tools the City will deploy to ensure that the climate actions are achieved.** An initial set of Implementation Measures that have been reviewed by Wilsonville's staff is provided in Appendix A. These constitute a starting point that will need to be reviewed and revised regularly and quickly become more ambitious to realize the benefits described in this Plan.

Emissions Impact Summary

The impact of each of Wilsonville's climate actions is shown in Figure 17 and 18. These are wedge diagrams. The line that runs almost horizontally across the top of the graph represents Wilsonville's emissions in the BAU scenario, if no actions are taken to address climate change.

Below are a series of colored wedges, each of which represents the impact of one of the actions described below.

Figure 17 highlights the LCWIG scenario (in which the electricity grid is fully decarbonized by 2040), and Figure 18 highlights the LCWOG scenario (in which the state grid targets are not achieved). If the latter scenario occurs, further local actions (in addition to what was modeled like maximizing rooftop solar potential and procuring green electricity) will become critical for Wilsonville to meet its climate goals.

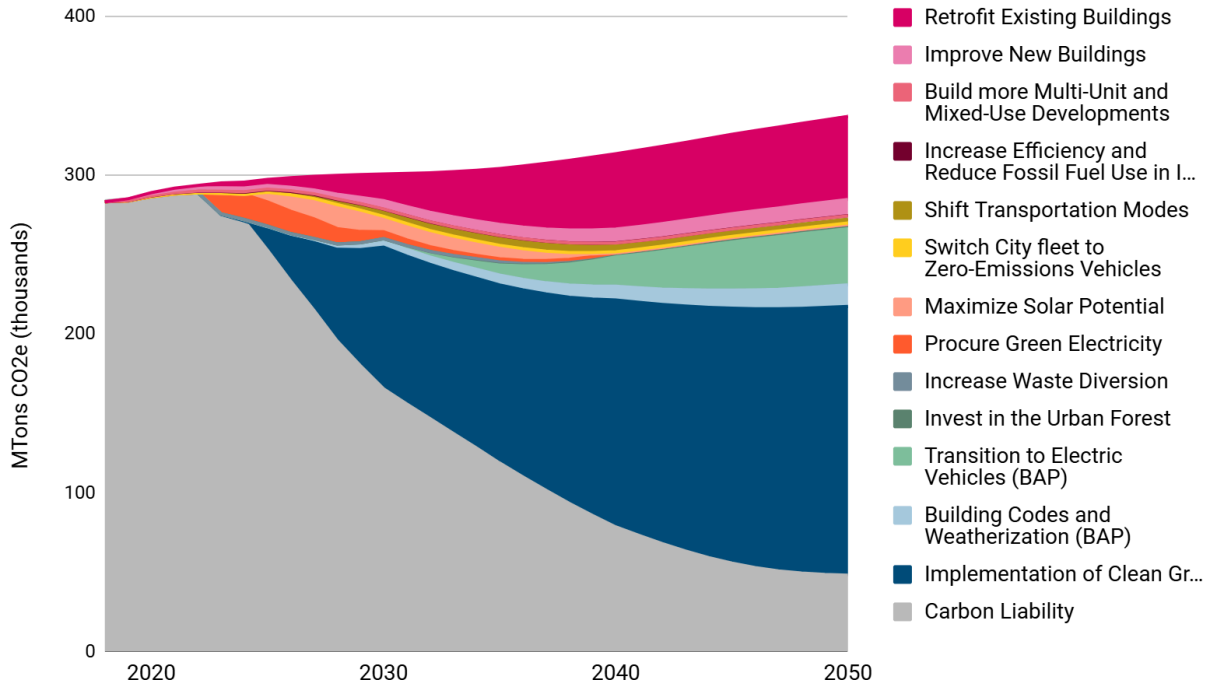

Figure 17: Emission reductions over time for each action in the Low Carbon with Grid Improvements (LCWIG) scenario.

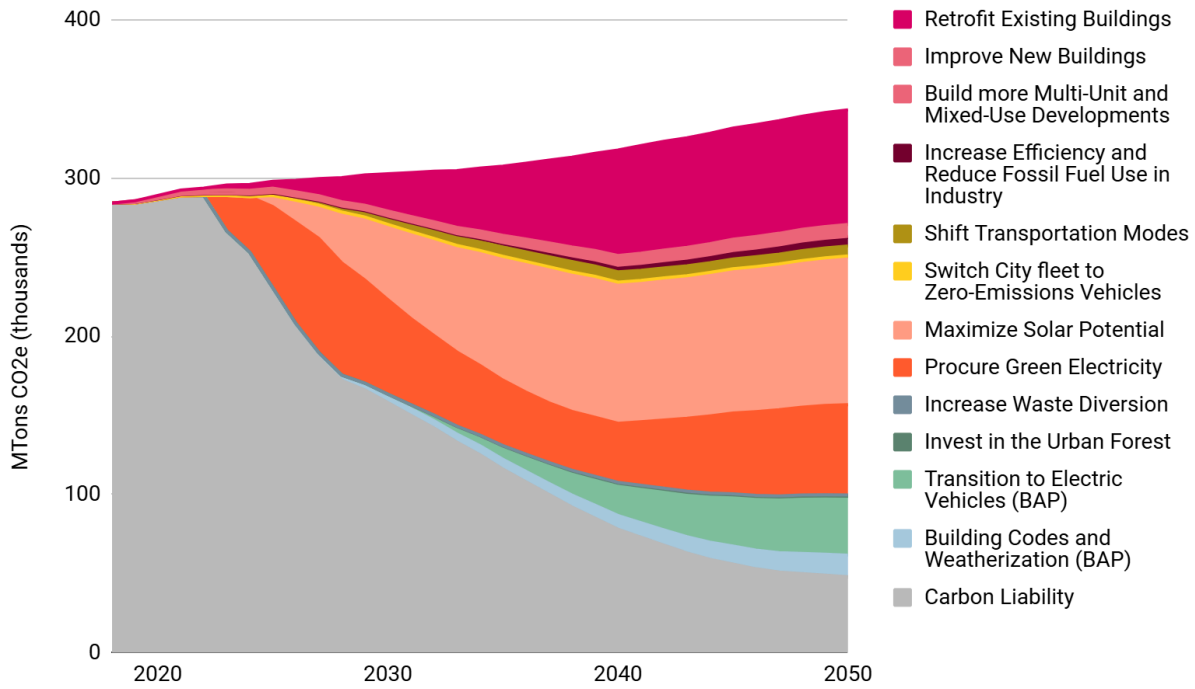

Figure 18: Emission reductions by action in the Low Carbon without Grid Improvements (LCWOG) scenario.

These diagrams illustrate that many actions initially only reduce a small amount of emissions, but their impact grows rapidly over time. This illustrates the importance of starting this work immediately.

City Leadership

The first few years of many of these actions are critical to 'normalizing' these changes, helping Wilsonville's residents, businesses and City staff become familiar with them. As people begin to adopt heat pumps, install solar systems and switch to ZEVs, these actions will become 'normal'.

Monitoring the challenges encountered in those first few years and adapting quickly will be a key way that the City of Wilsonville can ease and speed up the transition. For example:

- Changes may be required to City permitting processes to ensure that installing heat pumps is as easy or easier than installing a furnace.
- Construction workers will need to be taught new building standards and more solar PV installers may be required. The City can work with the State, community colleges and trade programs to anticipate this need and develop programs to ensure a sufficient local work force is available and ready to benefit from the demand for their skills.

- Additional ZEV charging infrastructure and energy storage will be required, but where and how quickly will require analysis and planning.
- Active transportation infrastructure can be implemented and adjusted quickly to ensure it adapts to residents' needs and makes them feel comfortable enough to continue using it.
- Retrofitting the City's own facilities, setting higher energy standards for its own new corporate buildings, and switching its own fleet to zero-emissions vehicles are also vital ways the City should demonstrate leadership in taking action on climate change. Taking these steps will also help educate the community, and support the development of a local, skilled workforce.

If the City of Wilsonville takes a proactive, flexible, and supportive approach to these initial years, the benefits of these changes quickly become self-evident, and the changes will become self-perpetuating. As implementation continues, the City will need to actively monitor and report on the programs, policies, incentives and educational initiatives, and the progress being made. Many of these City initiatives will require regular updates to improve uptake or ensure that the desired changes are accelerating.

Wilsonville's Climate Actions

The next section of the Plan describes the low-carbon actions that the City of Wilsonville can either directly control, lead, or strongly influence. There are ten climate actions grouped into five categories:

- Buildings and Industry
- Transportation
- Renewable Energy
- Solid Waste
- Green Infrastructure

For each sector and/ or action, the following is provided:

- Identification of the sources of emissions in Wilsonville that will be reduced by the action.
- A description of the action, and how it interacts with other actions to maximize emissions reductions, cost savings, and other benefits.
- The specific wording of the action that was modeled.
- A high-level indication of the up-front cost/savings and long-term cost/ savings to implement the action.
- Icons indicating how the action also supports Wilsonville's ability to thrive economically and socially by addressing additional urban challenges. (These icons are described in Table 2: Thriving City Benefits Legend.)

Buildings & Industry

Buildings are responsible for just over half of Wilsonville's GHG emissions. In 2018, residential and commercial buildings were responsible for 37% of the City's emissions, while industry was responsible for another 14%. Given the scale of these emissions, three Low Carbon actions were developed for buildings and industry. These include retrofitting existing buildings, improving new buildings, and improving industrial efficiency.

Retrofit Existing Buildings

This action also provides the following Thriving City benefits: Affordability for Residents, Financial Benefits for the Municipality, Economic and Job Growth, Improved Health and Air Quality, and Improved Energy Security

The City of Wilsonville has a relatively new housing stock, with nearly half of all residences having been built after 1999. And whereas 25% of homes across Clackamas County as a whole were built before 1969, only 3% of homes in Wilsonville existed before this date. This reflects the City's significant growth over the past two decades.

Despite this however, energy used to heat and cool, light, and run appliances in Wilsonville's residences produced 16% of the community's total emissions in 2018. Energy used in commercial buildings was responsible for a further 21% of total emissions in the same year.

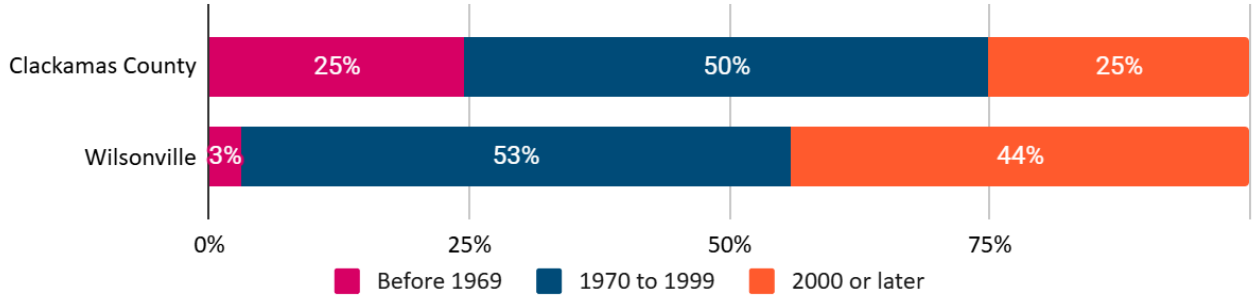

Figure 19: Era of construction for residential buildings in Clackamas County and Wilsonville, 2023.[37]

Emissions from energy used in both residential and commercial buildings must be reduced first by retrofitting the buildings to be more energy-efficient. These retrofits often include upgrading insulation and windows, sealing air leaks, and upgrading to more energy-efficient windows and doors. Fossil fuel heating systems and appliances must then be replaced with

[37] Source: American Community Survey 2023 5-Year Data, Table B25034.

zero-emissions alternatives such as electric heat pumps (with or without backup electric resistance heat) for space heating and cooling, and for domestic water heating.

These upgrades provide long-term energy cost savings for owners and tenants. They also reduce the amount of temperature fluctuation within a building and delay the impact of power outages on indoor temperatures. In addition, the removal of natural gas and wood furnaces improves indoor air quality and provides healthier living spaces particularly for children and those with respiratory ailments.

Immediate Cost and Long-Term Savings

The up-front cost to retrofit buildings depends on the condition and age of the building. Because most of Wilsonville's buildings were constructed after 2000, less retrofit work will likely be required, and the associated cost will also be lower than in older communities.

Retrofitting buildings provides secure, long-term cost savings to homeowners, businesses and to the City in terms of its own facilities. On other projects SSG has worked on in Oregon, the average household that underwent retrofits and conversion to zero-emissions systems saved more than $1000 annually in energy costs.

Modeled Action

Beginning in 2025, existing buildings in Wilsonville are gradually retrofitted to reduce thermal energy consumption by 40% and plug load energy consumption by 10%. By 2040, all existing buildings have been retrofitted to this standard.

Emissions Reduction

Between 2025 and 2050, this action will eliminate a total of 463 kt CO2e in residential buildings and 579 kt CO2e in commercial buildings. Together this constitutes 25% of the total emissions reductions achieved by this Plan.

Improve New Buildings

This action also provides the following Thriving City benefits: Affordability for Residents, Improved Health and Air Quality, Improved Energy Security

In Oregon, building codes are adopted at the state level, and all local jurisdictions, including the City of Wilsonville, are required to enforce the statewide code. The State typically updates its building codes every several years to align with international standards and best practices.[38] As a result, the City does not have the authority to mandate more stringent requirements for new buildings than those set by the State.

[38] https://www.oregon.gov/bcd/codes-stand/pages/codebook-history.aspx

However, the City can encourage or incentivize developers to adopt Oregon's optional Residential and Commercial Reach Codes, which go beyond the base code to improve energy efficiency. Under the 2023 Residential Reach Code, new dwellings must follow one of three compliance paths: the ENERGY STAR Single-Family New Homes National Program, the U.S. Department of Energy Zero Energy Ready Home Program, or the Passive House US (Phius) 2021 Certification.[39]

Given this context, while the BAP scenarios assume that the State will adopt new building codes every five years, the LC scenarios include actions reflecting the City's ability to incentivize, and otherwise ensure that more buildings achieve higher energy efficiency standards.

Immediate Cost and Long-Term Savings

On average, the construction of new buildings to a net-zero emissions standard generally increases the up-front costs by 4% relative to building to code. This incremental cost is quickly offset by significantly lower energy costs the building will require. This is because the energy required by the building will be provided largely by on-site renewable energy systems that will provide power almost for free for the life of the building.

In the context of increasing affordable housing, building to a net-zero standard significantly improves the long-term affordability of home ownership.

Modeled Action

By 2030, 25% of new buildings constructed in Wilsonville meet net-zero standards; by 2040, this standard is met by 50% of newly constructed buildings.

Emissions Reduction

Compared to the Business as Planned scenario, this action will reduce GHG emissions by 152,000 MTCO2e in residential buildings and 154,000 MTCO2e in commercial buildings between 2025 and 2050. Together this constitutes 7% of the total emission reductions achieved by the actions in this Plan.

Build more Multi-Unit and Mixed-Use Developments

This action also provides the following Thriving City benefits: Affordability for Residents, Improved Health and Air Quality, More Accessible Mobility

Encouraging more multiunit and mixed-use development is a key strategy for reducing GHG emissions. These types of developments typically support more efficient land use, reduce the need for car travel, and make it easier for residents to bus, walk, or bike to destinations. These

[39] https://www.oregon.gov/bcd/codes-stand/Pages/reach.aspx

developments also increase housing diversity and affordability. As noted earlier, Oregon's Climate Friendly and Equitable Communities (CFEC) program requires cities to plan for a Climate Friendly Area, which must be well-served by multi-modal transportation, and be large enough to accommodate 30% of housing needs.

Within the Portland metropolitan areas, existing centers included in the 2040 Growth Concept are considered Climate Friendly Areas, including Wilsonville's Town Center.[40] The Town Center area was updated in 2019 to be a walkable, mixed-use, and transit-supportive area, and is consistent with CFA requirements. This action is based on these state requirements.

Immediate Cost and Long-Term Savings

Multi-unit residential buildings can be more expensive to construct than single-family homes. However, when they are planned in coordination with transportation and infrastructure planning, many of these incremental costs can be reduced significantly. For example, a community with less land dedicated to vehicle parking is much less expensive for a developer to build. If that community is also provided with access to excellent walking, biking and transit, the residents will also be able to travel as required without having to own a personal vehicle. This reduces the cost burden on residents for transportation and makes life much more affordable overall.

Modeled Action

30% of Wilsonville's new housing will be built in the Town Center area of the city.

Emissions Reduction

This more compact development will reduce GHG emissions by 15,000 MTCO2e between 2025 and 2050 relative to the BAP scenario. This constitutes only 0.4% of the total emissions eliminated by this Plan; however, this action enables subsequent actions to achieve larger emissions reductions.

This action aligns with:

- Wilsonville Town Center Plan (2019)

Increase Efficiency and Reduce Fossil Fuel Use in Industry

This action also provides the following Thriving City benefits: Economic and Job Growth, Improved Energy Security

Industry plays a key role in Wilsonville's local economy, and in 2018 was responsible for 14% of the community's total emissions. One of the most effective actions the City can take is to

[40] https://www.wilsonvillelibrary.org/citycouncil/page/city-council-15

encourage or require local industry businesses to invest in energy efficiency improvements. These types of changes include upgrading to more efficient motors and HVAC systems, upgrading the efficiency of fans, ensuring all lighting is LED, and optimizing compressed air systems.

Manufacturers can also reduce energy consumption and emissions by adopting ongoing behavior and process improvement methodologies such as Lean Continuous Improvement[41], maximizing circularity, replacing treated water with recycled water for cooling processes, etc.

In addition to improving efficiency, industrial operations in Wilsonville will need to significantly reduce their use of fossil fuels. In 2018, fuel oil, propane and natural gas accounted for just over 40% of Wilsonville's industrial energy consumption. As noted earlier, Oregon's Climate Protection Program set a declining cap on GHG emissions from fossil fuels, with a goal of reducing emissions by 90% by 2050 from 2017 to 2019 levels.

The climate action for industry reflects these two parts: improving energy efficiency and replacing fossil fuels with electricity.

Immediate Cost and Long-Term Savings

Industrial energy efficiency and decarbonization measures have varying levels of cost associated with them. Process improvement initiatives can produce significant results at a low cost; whereas replacing a blast furnace with an arc furnace in a steel manufacturing facility can be very expensive.

Many changes however, such as upgrading motive equipment[42] and investing in variable speed fans can be timed to align with regular equipment maintenance and replacement schedules, to spread the impact of additional costs over time. Upgrading to more efficient equipment often reduces a company's energy costs, providing them with long-term cost savings. In addition, many successful industrial and manufacturing companies are familiar with the need to invest upfront to reduce their long-term operating costs and are willing to do so. However, they may be unaware of the new, energy-efficient, and 'decarbonized' technologies their business could benefit from. Here again, the City can play a role in encouraging and recognizing business for their efforts to make these changes.

Modeled Action

Part I: Industrial facilities in Wilsonville will implement measures that reduce their total energy consumption by 20% by 2050.

Part II: Natural gas used by industry will be reduced by 50% by 2035, and by 90% by 2050. It will be replaced with electricity.

[41] Michigan Tech. 'What is Lean' web page.' https://www.mtu.edu/improvement/learn/what/
[42] Motive equipment is equipment that moves things, such as conveyor belts and assembly robots.

Emissions Reduction

Part I: Energy efficiency measures in industry will reduce Wilsonville's emissions by 55,000 MTCO2e between 2025 and 2050.

Part II: Replacement of natural gas with electricity will also reduce Wilsonville's total emissions by 55 MTCO2e between 2025 and 2050.

This two-part action constitutes approximately 3% of the total emission reductions in this Plan.

Renewable Natural Gas

Renewable natural gas (RNG) is produced by capturing and refining methane emissions from organic waste sources such as landfills, wastewater treatment facilities, and agricultural operations. Because it comes from 'renewable sources' and not from fossil fuels, it is considered a renewable source of energy. However, if we burn it faster than it can be replaced, we are still increasing the total amount of greenhouse gases in the atmosphere, and in this case, RNG cannot be considered a renewable source of energy.

In addition, the availability of RNG is expected to remain very limited for the foreseeable future. A 2017 study by the Oregon Department of Energy estimated that the state's total RNG production potential using anaerobic digestion amounts to approximately 10 billion cubic feet per year. This represents only about 4.5% of Oregon's annual natural gas consumption.[43] The use of RNG should therefore be limited to situations in which there are no alternatives, such as steel manufacturing which requires very high temperatures that cannot be achieved with electricity. RNG should not be used to heat buildings, domestic water, or clothes dryers, because highly efficient, electric alternatives are available for all of these purposes. Additionally, the use of RNG should be stopped as soon as a truly zero-emissions alternative is available.

Based on this, the use of RNG was not included as a viable emissions reduction strategy in Wilsonville's Low Carbon scenarios.

[43] Oregon Department of Energy. "Biogas and Renewable Natural Gas Inventory SB 334 (2017): 2018 Report to the Oregon Legislature." September 2018. https://www.oregon.gov/energy/Data-and-Reports/Documents/2018-RNG-Inventory-Report.pdf

Transportation

Shift Transportation Modes

This action also provides the following Thriving City benefits: Affordability for Residents, More Accessible Mobility, Improved Health and Air Quality

Transportation is the largest source of emissions in Wilsonville, accounting for 48% of community-wide emissions in 2018. Many residents rely on private vehicles for most of their trips, due to limited transit service and active transportation infrastructure. In 2018, more than 90% of personal trips in Wilsonville were taken by car, as shown in Figure 20. Given that municipalities in Oregon have significant authority over transportation planning, Wilsonville has an important role in supporting a shift to more sustainable modes and reducing vehicle miles travelled.

Immediate Cost and Long-Term Savings

Owning, operating and maintaining a private vehicle is the second largest cost (after owning a home) the average American will have during their lifetime.[44] Being able to depend upon active transportation and shared transportation significantly reduces this cost and makes life more affordable for residents.

[44] American Automobile Association. "AAA Your Driving Costs: The Price of New Car Ownership Continues to Climb." 2024. http://newsne-aaa.iprsoftware.com/news/aaa-your-driving-costs-the-price-of-new-car-ownership-continues-to-climb

Modeled Action

Improve transit service and active transportation infrastructure to support a gradual reduction in the number of trips taken in private vehicles from 91% in 2018 to 79% in 2040. Approximately 2% of these trips (primarily those that are less than 2 miles in distance) should shift to walking and cycling, and 10% of these trips should shift to transit. This shift is shown in Figure 20.

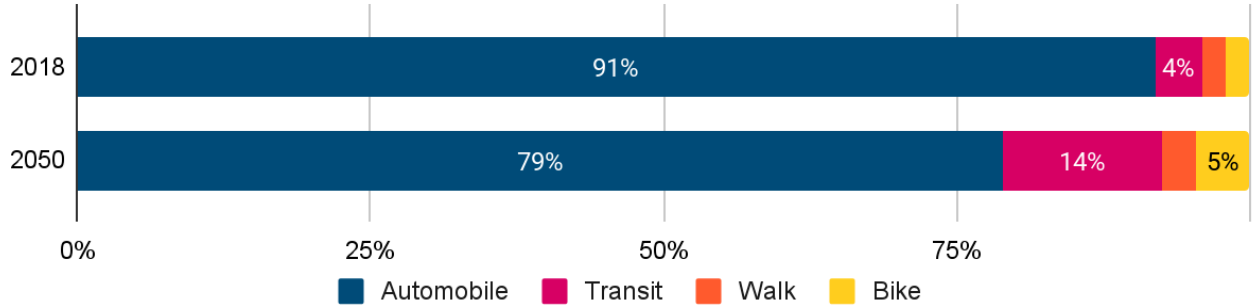

Figure 20: Modeled mode share for all person trips in 2018 and 2050 in the Low Carbon Scenario.

Emissions Reduction

This modal shift would result in an estimated emissions reduction of 125 $ktCO_2e$. This is 3% of the total reductions achieved by the actions in this Plan.

This action aligns with:

- Bicycle and Pedestrian Master Plan (2006)
- Transportation System Plan (2013)
- SMART Transit Master Plan (2023)

Switch City fleet to Zero-Emissions Vehicles

This action also provides the following Thriving City benefits: Affordability for Residents, Improved Health and Air Quality

In addition to shifting toward more sustainable modes of travel, reducing transportation emissions will also require a significant transition to electric vehicles. As of 2018, fewer than 1% of vehicles in Wilsonville were ZEVs or plug-in hybrid electric vehicles. However, as noted earlier in the plan, Oregon has adopted ambitious regulations to phase in ZEVs. These include the Advanced Clean Trucks Rule (2021) and the Advanced Clean Cars II regulation (2022). The Clean Trucks Rule requires that an increasing share of new medium- and heavy-duty vehicles sold in Oregon are ZEVs. The Advanced Clean Cars II regulation mandates that all new light-duty vehicles sold must be ZEVs[45] by 2035.

Because this is a legal requirement, the emissions reductions associated with this shift are captured in the BAP scenario. The reduction in total transportation emissions as a result of this legislation is shown in Figure 21.

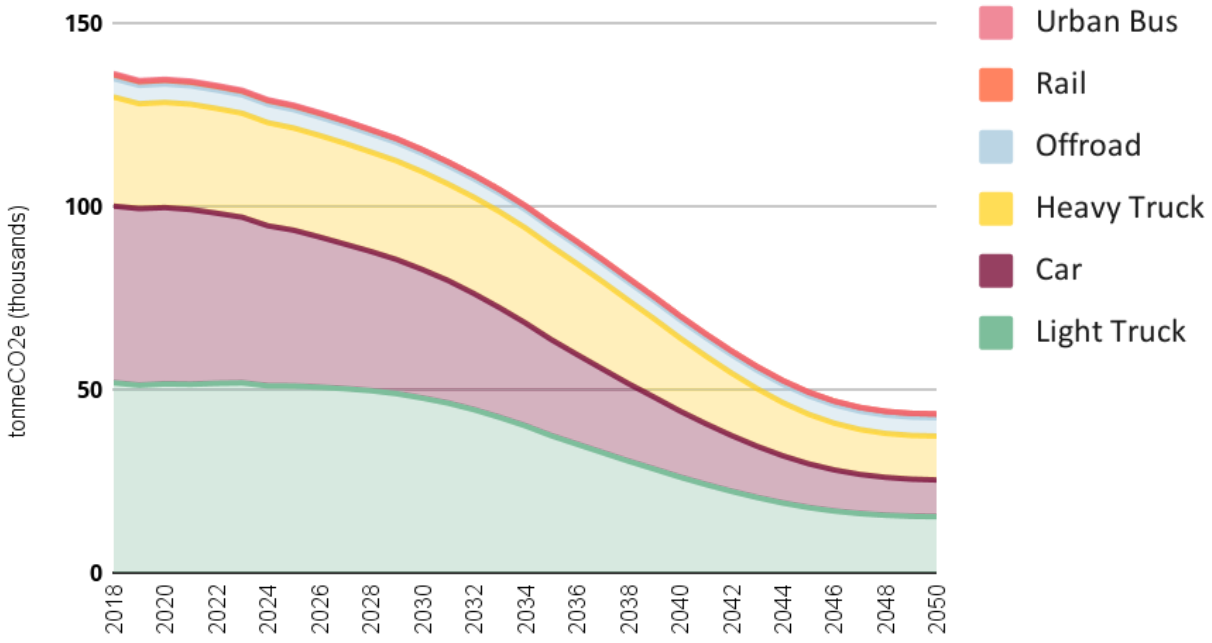

[45] The legislation specifically requires that the vehicles be electric or plug-in hybrid electric models.

Figure 21: Remaining transportation emissions by vehicle type in the Low Carbon scenario with grid emission reductions.

However, the City of Wilsonville can support this shift in a number of ways.

Under the State's Climate Friendly and Equitable Communities (CFEC) program, the City is to ensure that a portion of parking spaces in new multi-unit and mixed-use developments are ZEV-ready. The City can also install ZEV charging stations, and reduce the cost of parking for electric vehicles, as noted in Appendix A.

The City can also switch its own vehicle fleet to zero-emissions models, earlier rather than later. The conversion of the City's fleet therefore was included as a Low Carbon action.

Immediate Cost and Long-Term Savings

Purchasing a new ZEV currently costs more than purchasing a new ICE vehicle. The incremental cost is higher for medium and heavy-duty vehicles than for light-duty vehicles. However, the cost for new electric light duty vehicles (LDVs) is expected to fall to be the same as the cost of new ICE vehicles before 2030.[46] The purchase prices for medium and heavy-duty zero-emissions vehicles are expected to be the same as their ICE equivalents by the mid-2030s.

Modeled Action

By 2030, all new light duty vehicles purchased by the City will be ZEVs. By 2035, all light duty vehicles in use by the City will be zero-emissions, and all new medium and heavy-duty vehicles purchased by the City will be zero-emissions. By 2040, all medium and heavy-duty vehicles in use by the City will be zero-emissions.

Emissions Reduction

Switching the city fleet to zero-emissions vehicles at this pace will eliminate 11,000 MTCO2e of emissions between 2025 and 2050 in Wilsonville.

This action aligns with:

- SMART Climate Action Plan (2022)

[46] Rocky Mountain Institute. 2023. "X-Change: Cars. The end of the ICE Age". https://rmi.org/insight/x-change-cars/

Renewable Energy

Maximize Solar Potential

This action also provides the following Thriving City benefits: Affordability for Residents, Improved Energy Security

Wilsonville has limited influence over GHG emissions from the state-wide electrical grid. While Oregon's Clean Energy Targets bill (2021) commits utilities to delivering 100% renewable electricity by 2040, the legislation does not prescribe how this target will be achieved. Success depends on the ability of numerous participants to coordinate investments, retire outdated infrastructure, integrate new technologies, and maintain reliable service. Although financial penalties exist for noncompliance, they do not guarantee progress.

However, Wilsonville can maximize its solar energy potential by incentivizing and requiring the installation of ground-mount, rooftop and building-integrated solar photovoltaic (PV) systems, in conjunction with battery and other energy storage systems. These systems strengthen the City's local energy resilience and provide a reliable source of clean, local energy, resulting in reduced GHG emissions even if the state-wide grid is not fully decarbonized by 2040. The action modeled for this Plan takes maximum advantage of Wilsonville's suitable, available rooftop surfaces. (Additional capacity from ground-mount and building-integrated solar PV systems was not included in this action but could be explored by Wilsonville in the future.)

Immediate Cost and Long-Term Savings

Solar PV systems have a relatively high initial cost to install. In many locations, utilities, municipalities, states, and federal programs offer stackable rebates to reduce this initial cost.

In the long term, these systems can provide owners with free electricity for the lifetime of the system. With net-metering, utilities pay solar system owners for excess electricity they generate and feed that excess electricity back into the grid. This arrangement benefits home owners with solar systems. It also constitutes a significant long-term cost reduction measure for municipalities like Wilsonville, and for corporations to install these systems on as many of their buildings as possible.

Modeled Action

Residential building owners install a total of 10 MW of rooftop solar PV capacity in approximately 315 systems across the city, and commercial building owners install 323 MW of capacity across 84 systems.

Emissions Reduction

This action would reduce emissions by an estimated 1,372 $ktCO_2e$ between 2025 and 2050 compared to the BAP scenario. This constitutes 33% of the total emissions eliminated by the low carbon actions in this Plan.

Procure Green Electricity

In addition to increasing the installation of solar PV systems, Wilsonville can reduce emissions by encouraging residents and businesses to procure green electricity from utilities such as Portland General Electric (PGE). In 2018, over 10% of the electricity used in Wilsonville came from renewable sources, qualifying the City as an EPA-designated Green Power Community. PGE offers several voluntary programs, such as Green Future Choice, Green Future Block, Green Future Enterprise, and Green Future Impact that allow residential and commercial customers to purchase renewable electricity for a small additional cost.[47] For example, the Green Future Choice program allows customers to procure 100% renewable energy for approximately one cent more per kilowatt-hour, or about $5 more per month for the average home.

Immediate Cost and Long-Term Savings

As described above, the incremental cost to purchase green power is low for both residential and business customers. This makes this action easier for many to adopt. However, it also does not provide the long-term financial savings that installing a solar PV system would provide.

Modeled Action

Procurement of green electricity increases to 34% of the community's total electricity consumption by 2030 and 44% by 2040.

Emissions Reduction

While this 2040 assumption does not impact emissions in the Low Carbon scenario where the state grid is fully decarbonized by 2040, it does provide emissions reductions if state-level emission reduction targets are not met. Under a scenario where grid emissions remain unchanged, increased green electricity procurement in Wilsonville would result in an incremental reduction of 1,202 $ktCO_2e$ compared to the BAP scenario. This constitutes 29% of the total emissions eliminated between 2025-2050 by the actions in this Plan.

[47] PGE. "Clean Energy Choices." https://portlandgeneral.com/energy-choices/renewable-power

Solid Waste

Increase Waste Diversion

This action also provides the following Thriving City benefits: Reduced Waste

Reducing and diverting organic waste is an important climate action because when food scraps and other biodegradable materials break down in landfills, they release methane, which is a very potent greenhouse gas. Solid waste disposal is a growing concern across the Portland metropolitan area, as many local landfills are reaching their capacity to store waste. This makes it even more important that cities like Wilsonville find ways to divert their waste from these landfills.

In 2018, approximately two-thirds of Wilsonville's organic waste was diverted from landfills.

The City has a contract with Republic Services of Clackamas and Washington County to provide waste collection services, including weekly curbside garbage and recycling, yard debris and food scraps, glass bottles, batteries, dumpster rentals, and bulky waste removal. Wilsonville can continue to promote waste diversion and reduction through targeted policies and programs.

Immediate Cost and Long-Term Savings

There are numerous ways to divert waste from rescuing edible food from the waste stream, to increasing composting, to installing anaerobic digestion. The cost of these varies significantly, as do the long-term financial savings.

Modeled Action

Organic waste sent to landfills is reduced or diverted by an additional 50% by 2030 relative to the year 2018.

Emissions Reduction

This action eliminates a total of 8,000 $MTCO_2e$ between 2025 and 2050, relative to the Business-as-Planned scenario. This is less than 1% of the total emissions eliminated by the Low Carbon actions in this Plan.

Green Infrastructure

Invest in the Urban Forest

This action also provides the following Thriving City benefits: Climate Resilience, Resilient Nature & Biodiversity, Improved Health and Air Quality.

While most strategies in this Plan focus on reducing GHG emissions at the source, another complementary approach is to sequester carbon through natural systems such as trees. Although tree planting alone cannot offset the need for deep emissions reductions due to its relatively modest carbon sequestration potential, it can still contribute to the city's climate goals. Tree planting also delivers multiple co-benefits, such as helping Wilsonville adapt to climate change by reducing the urban heat island effect.

The City of Wilsonville recently adopted its first Urban Forest Management Plan, which includes a goal to increase tree canopy coverage from 30% to 36% by 2046. Achieving this goal will require planting approximately 27,000 new trees over the next 25 years. This effort is included in the Low Carbon Scenario, which assumes the Urban Forest Management Plan is fully implemented.

Immediate Cost and Long-Term Savings

The up-front cost to plant and maintain trees in Wilsonville is low. The long-term benefits of increased tree coverage include reduced costs to remove air pollution, reduced need to increase stormwater capacity, and less energy consumed to cool buildings that are immediately adjacent to large trees.

Modeled Action

Between 2025 and 2050, Wilsonville will plant approximately 27,000 new trees and ensure that at least 95% of them are still alive and healthy in 2050.

Emissions Reduction

An additional 27,000 trees will sequester approximately 3 $ktCO_2e$ between 2025 and 2050, compared to the BAP scenario. This constitutes less than 1% of the total emissions eliminated between 2025 and 2050 as a result of the actions in this Plan.

This action aligns with:

- Parks and Recreation Master Plan (2018)
- Urban Forest Management Plan (2021)

Conclusion

Wilsonville is a community whose growing population and economy is currently projected to increase its total energy use and greenhouse gas emissions between now and 2050. Like many North American cities, it also faces pressures to increase affordable housing, decrease the cost of living, and increase community services while reducing municipal costs.

This Climate Action Plan outlines a pathway that will tackle all of these diverse problems.

Specifically, the development of this Plan prioritized actions that **avoid** emissions altogether, followed by those that will **reduce** the community's total energy consumption. In terms of climate change mitigation, this will result in Wilsonville reducing its emissions in the near term, and its energy requirements in the long term.

However, these categories of actions will also:

- Decrease energy costs for households, companies and the City itself;
- Increase affordable and accessible transportation options in Wilsonville;
- Provide opportunities to convert some high-cost municipal services into new municipal revenue streams.

The third priority in developing this plan was to **replace** the use of fossil fuels with zero-emissions, renewable energy sources for transportation, building heating and cooling, water heating, manufacturing and industry.

However, this category of actions will also:

- Further improve the long-term affordability of home ownership in Wilsonville;
- Reduce the City's annual energy costs to heat and cool its buildings and facilities; and,
- Reduce the City's operating costs required to operate its vehicle fleet and equipment.

This positions this Climate Action Plan as a strategy that can support the global work to reduce greenhouse gas emissions, while also ensuring Wilsonville remains an affordable, healthy and economically thriving community in the future.

The Role of Community Partners

Achieving Wilsonville's GHG reduction targets will require coordinated action across all sectors. While the City plays a vital role, it cannot meet its climate goals alone. Meaningful progress depends on strong collaboration with the state government, the private sector, and local residents.

Fortunately, Oregon has ambitious GHG reduction goals and legislation that Wilsonville can leverage to support its transition. Regulations such as the Clean Energy Targets bill provides strong impetus for electricity utilities to eliminate their emissions completely by 2040. The Climate Protection Program's cap on fossil fuel emissions, and the Advanced Clean Car II and Advanced Clean Truck rules should expedite significant reductions in transportation and industrial emissions across the state. The State could take additional steps to improve the Building Code in order to reduce overall energy consumption and ensure the grid can meet demand as fossil fuel technologies are replaced by electric alternatives.

The private sector is equally important. Businesses must invest in energy efficiency and low-carbon technologies, while also helping to build a skilled workforce capable of supporting the transition. This includes training workers to retrofit buildings, install renewable energy systems, and maintain zero-emissions vehicles.

Residents also have a key role to play. While systemic changes are essential, individual actions collectively contribute to reducing emissions. These actions might include retrofitting homes, using public transit more often, reducing household waste, or switching to an electric vehicle. By working together, these partners can help Wilsonville successfully transition to a low-carbon future.

Next Steps

The success of this Plan will depend on Wilsonville moving quickly from planning into implementing this work. A number of steps should be undertaken immediately after adopting this Plan. This include:

Establishing Governance to ensure success

The implications of this Plan reach across all operational areas of the City, and coordinating among them will be crucial to keeping the organization aligned. This will require that the Plan is championed at the highest levels, and that City staff with appropriate authority are made responsible for ensuring that the work continues on schedule. It will also require that the work contained within this CAP is carefully coordinated among departments with regular meetings, and clear alignment on overarching principles. When issues arise, a process should be established to escalate them and receive decisions that support the team's continued progress.

Monitoring, Reporting and Improving

Closely related to the governance structure, a process to monitor the City's performance on key indicators for this Plan (e.g. the rate of ZEV uptake) should be established. The indicators

should be updated at least annually, to allow City staff to monitor the effectiveness of incentives, education and other initiatives in achieving the rapid transition outlined in this Plan. This information should be published publicly, communicated and celebrated with an annual report to Council that includes quantified measures of the progress on each action, as well as energy savings, and other quantifiable and non-quantifiable benefits realized. Where appropriate the City should calculate and publish:

- The cost to the City per Mton of emissions eliminated (also known as the marginal abatement cost) to implement each program.
- Progress on key performance indicators such as the total capacity of solar PV systems and battery backup in Wilsonville, the number of EVs vs ICE vehicles, and per capita annual Mtons of waste.
- An annual report of the community's greenhouse gas emissions, and the social cost of carbon calculation for those emissions.

Policy and Strategy Alignment

Climate action will need to be integrated into many of the City's existing policies, directives and strategies. An initiative should be established to a) review all such documents in order to identify those requiring changes or improvements, and b) update them in cooperation with the departments that use them. This should be coordinated with education and championed by senior leadership to ensure the organization understands how this Plan impacts their daily work.

Financial Analysis

Implementation of this Plan will require that a financial analysis of the actions (outlining capital costs, energy costs/ savings, maintenance costs, revenue opportunities) be completed soon after approving the Plan. This will allow the City to identify budgetary requirements both for immediate initiatives, and for longer-term planning, and to quantify the long-term savings that will arise from many of the initial investments required.

Appendix A: Implementation Measures

The following are a set of implementation measures that have been reviewed and recommended by Wilsonville staff. They describe ways in which the City can help catalyze the change required in Wilsonville so that the community can realize the benefits of these changes as soon as possible.

The description of each measure below has been evaluated to indicate whether it will (as currently worded) provide major, moderate, or minor benefits in terms of the Thriving City Benefits, or whether it will provide no benefit or even a negative change.

Legend

Thriving City Benefits	**Benefit Potential**
Economic and Job Growth = EJG Affordability for Residents = AR Financial Benefits for Municipality = FBM Improved Health and Air Quality = HAQ More Accessible Mobility = MAM Improved Energy Security = ES Resilience Nature and Biodiversity = NB Climate Resilience = CR Reduced Waste = RW	Major = **xxx** Moderate = **xx** Minor = **x** None or negative impact = **0**

It should be noted that this list of measures is a starting point, and some of these measures will have a small impact on emissions. **If the City were to implement only these measures, some benefits would be realized, but it would not be sufficient to achieve the community's climate goals or maximize the Thriving City benefits.** More ambitious measures as well as regular monitoring, reporting on, and improvement of all measures will be required to ensure the success of this Plan.

Measure	Description	EJG	AR	FBM	HAQ	MAM	ES	NB	CR	RW
Buildings										
Retrofit Municipal Facilities	The City's facilities managers would undertake deep energy retrofits of existing city buildings and replace their fossil fuel systems with zero emissions alternatives. These retrofits could include better insulation, energy-efficient windows, and other improvements. These changes would reduce operational costs, and improve energy efficiency, comfort, and durability.	x	x	xxx	x	0	xx	0	xx	x
Encourage the Oregon Residential and Commercial Reach Codes	New developments would be encouraged through incentives to follow the Oregon Residential Reach Code and Commercial Reach Code, which include higher energy efficiency standards than the standard building codes. These optional codes provide builders and homeowners with a choice to construct buildings that use less energy and perform more efficiently.	xx	xxx	x	xx	0	xx	0	xx	x
Develop a Home retrofit navigator program	A program would be created to guide homeowners through the process of making energy efficiency and climate resilience upgrades. This service would provide resources, support, and information to simplify retrofitting projects.	xx	xxx	x	xx	0	xx	0	xx	x
Continue to encourage the development of Accessory Dwelling Units	The City would continue to encourage the development of small, secondary homes on residential properties, such as backyard cottages or basement apartments, known as Accessory Dwelling Units (ADUs). This would help raise awareness of existing regulations, making it easier for homeowners to add these units. These include requirements in Frog Pond East and South neighborhoods to include middle housing, such as ADUs. The City will continue to find new ways to encourage neighborhood development in which dwellings support stronger social networks and community and environmental resilience, are more energy-efficient, and cost less to heat and cool.	x	x	0	0	0	x	0	x	0
Continue to encourage the development of	The City currently incentivizes green roofs in several ways. The Public Works Construction Standard Specifications allow for reduced stormwater requirements when a green	x	x	x	xx	0	0	x	x	x

Measure	Description	EJG	AR	FBM	HAQ	MAM	ES	NB	CR	RW
green roofs	roof is installed. Buildings in the Town Center area may also be eligible for waivers for some specific development standards if the building includes a green roof. Wilsonville will continue to encourage green roofs through these incentives, monitor program success, and gradually expand the program until eventually large buildings are required to have green roofs. This will support carbon sequestration, enhanced biodiversity habitat, cooler and cleaner outdoor air, and reduced need for stormwater management.									
Encourage[48] Energy Benchmarking and Auditing	The City would introduce a program to encourage owners of larger buildings (e.g. >25,000 sq ft) to track and report their energy use and water consumption annually. This would be supported with training on how to monitor energy use, and a rebate for the cost of having a comprehensive energy audit completed on the building. Over time, building owners who monitor energy use reduce their consumption by approximately 7% without further investment. This would require additional staff capacity.	x	xx	x	x	0	xx	0	xx	xx
Develop a PACE Financing for Energy Efficiency program	The City would support the implementation of a commercial Property Assessed Clean Energy (PACE) program to help property owners fund energy efficiency and renewable energy upgrades. PACE financing allows businesses to receive upfront funding for improvements to commercial buildings, such as solar panels or insulation, and repay the cost over time through an assessment on their property tax bill. This program makes energy upgrades more accessible by offering long-term, low-risk financing that stays with the property rather than the individual owner.	x	xx	0	x	0	xx	0	xx	xx
Encourage development in the Town Center	The City's Town Center area is master planned to be a walkable and mixed-use center with multi-modal transportation opportunities. The design and development standards in the Town Center code encourage the incorporation of green building methods and site design.	x	x	0	xx	xx	x	x	x	0

[48] The impact of this measure would be much greater if this became required, as it is in Portland. See the Commercial Building Energy Reporting program: https://www.portland.gov/bps/climate-action/energy-reporting

Measure	Description	EJG	AR	FBM	HAQ	MAM	ES	NB	CR	RW
Encourage transit-oriented development	The City would promote mixed-use and residential development near transit, in alignment with the City's Equitable Housing Strategic Plan. This could increase transit ridership and create more walkable communities.	x	xx	0	x	xx	xx	x	xx	x
Industry										
Encourage[49] the procurement of Low Carbon Concrete for the City	The City would require the use of 'low-carbon' concrete in construction projects to reduce greenhouse gas emissions. Following Portland's example, this would involve choosing concrete mixes with a lower environmental impact. The City should also consider using concrete in which CO2 has been sequestered and concrete that is only as strong as it needs to be for each situation in which it's being used.	0	0	x	x	0	0	0	0	x
Promote funding opportunities for industrial decarbonization	The City would raise awareness of available funding and technologies[50] to support industries in reducing emissions and improving energy efficiency.	x	xx	0	xx	0	x	0	x	xx
Offer tax incentives for industrial energy efficiency improvements	The City would provide tax reductions or waive fees[51] to industrial facilities that achieve measurable improvements in energy efficiency. This incentive would encourage businesses to adopt cleaner technologies and reduce overall energy consumption.	0	x	x	0	0	x	0	x	xx
Transportation										
Expand the Employer Commute	The City would continue supporting and promoting the Employee Commute Options (ECO) program, which encourages large employers to offer commuting	0	x	x	x	x	x	x	x	0

[49] The impact of this measure would be much greater if this became required, as it is in Santa Monica, CA, Marin County, California and New York City, as well as other areas. See the Marin County Low Carbon Concrete Code for details: https://www.stopwaste.org/concrete.
[50] Examples include Energy Trust's Industry Programs (https://www.energytrust.org/programs/industry/), the USDA's Biorefinery, Renewable Chemical, and Biobased Product Manufacturing Assistance Program (https://www.rd.usda.gov/programs-services/energy-programs/biorefinery-renewable-chemical-and-biobased-product-manufacturing-assistance-program) the Federal Business Energy Investment Tax Credit (ITC), and others.
[51] Examples may include fees for permits, inspections, administrative fees, or larger value fees such as infrastructure development fees. City staff should work with industry to identify costs which if reduced would incentivize industry to make the required changes.

Measure	Description	EJG	AR	FBM	HAQ	MAM	ES	NB	CR	RW
Options program	alternatives. This could include carpooling, discounts on bikes and bike equipment, guidance or support to add secure bike parking, showers and change rooms at work locations, 'Find a Bike Buddy' programs, competitions among buildings, transit support[52], and other strategies to reduce single-occupancy vehicle trips.									
Expand the Safe Routes to School Program	The City would enhance efforts to educate and encourage students and families to walk, bike, or take the bus to school safely. This includes collaborating with schools, community organizations, and families to make routes safer and more accessible for all students.	0	x	0	x	x	0	0	x	0
Increase investments in active transportation infrastructure and amenities	The City would continue expanding and improving active transportation options by implementing the Transportation Systems Plan. This includes enhancing infrastructure for walking, biking, and rolling, improving safety and accessibility for all ages and abilities, and adding amenities that support active transportation like secure bike racks, showers and storage, at key locations.	x	xx	x	xx	xx	x	x	x	0
Offer "Welcome to Wilsonville" rebates on bike purchases to new residents	The City would provide new residents with a rebate on bike purchases, along with information on local bike routes and infrastructure. This initiative would encourage cycling as a transportation option.	x	x	0	x	x	0	0	x	0
Reform Parking Requirements	The City is implementing parking reforms as required by the state's Climate Friendly and Equitable Communities program. These changes will eliminate minimum parking requirements throughout the City, and require electric vehicle (EV) charging infrastructure in new parking areas of a certain size. All parking areas are required to provide tree canopy coverage, with parking lots over half an acre required to provide 40% tree canopy coverage, with the option to reduce canopy coverage if solar panels are installed. These changes will encourage shifts to transit use and active transportation, allow land that would have been	x	xx	x	x	x	x	x	xx	0

[52] Transit is already free in Wilsonville.

Measure	Description	EJG	AR	FBM	HAQ	MAM	ES	NB	CR	RW
	used for parking to be used for other purposes, and ensure environmental mitigation measures are implemented in areas used for parking.									
Purchase zero emission fleet vehicles when feasible	The City would evaluate the purchase of zero emission vehicles when purchasing new fleet vehicles. If the following criteria are met, the City will purchase them: they meet or exceed the needs and intended use as determined jointly by the department end user and the fleet manager; they are currently available in the marketplace; their purchase price falls within the available budget; and ongoing product support in terms of parts and service is available. This process will ensure a consistent, strategic approach to reducing emissions across city operations. [53]	0	0	x	0	0	0	0	0	0
Create or join a buyer's alliance for fleet vehicles and equipment	The City would collaborate with other municipalities, agencies, or organizations to form or join a buyer's alliance for zero-emissions fleet vehicles and equipment. By pooling demand, the alliance could help secure better pricing, expedite delivery, and encourage manufacturers to scale up production of cleaner alternatives. This approach would also support industry-wide adoption by helping to standardize procurement processes for zero-emissions technology.	0	x	xxx	x	0	x	0	x	x
Plan for EV Charging at Municipal Facilities	The City will continue to identify locations and opportunities to improve community access to EV charging. This will include taking advantage of grants, partnerships, and opportunities to charge fleet vehicles, and coordinating this work to reflect the needs of the whole city as it transitions to zero emissions vehicles. While current vehicle usage may not justify installation at all locations, the need for workplace charging infrastructure is expected to grow over time. The City can explore alternative facility locations, monitor evolving demand, and seek external funding or partnership opportunities to support future installations as fleet	0	x	0	x	x	x	0	x	0

[53] Note: With adjustments and/ or in combination with related measures, this action would have major, long-term financial benefits for the municipality.

Measure	Description	EJG	AR	FBM	HAQ	MAM	ES	NB	CR	RW
	electrification progresses.									
Increase the frequency of transit service	The City would enhance transit service by increasing bus frequency on key routes and expanding weekend service. These improvements would make public transportation more convenient and accessible for residents and commuters.	x	x	0	x	x	0	0	x	0
Add more regional transit connections	The City would expand regional transit connections to improve access to neighboring communities. As recommended in the SMART Transit Master Plan, this could include more frequent service to Tigard, West Linn, Oregon City, Clackamas Town Center, Woodburn, Salem, and Keizer, making regional travel more convenient and reliable.	x	x	0	x	x	0	0	x	0
Develop a small new Transit Hub in the Town Center	The City would create a small transit hub in the Town Center east of I-5 to improve bus connections and reduce delays. As outlined in the SMART Transit Master Plan, this hub would include shelters, a bus turnaround, and an operator break room, making transit more direct and reliable. The hub could also include secure bike parking to allow commuters to travel the first/last mile of their trip by bike.	x	xx	0	x	xx	0	0	x	0
Update Land Use Regulations to Gradually Reduce Gas Stations:	The City would explore the possibility of revising its zoning and development codes to gradually reduce the number of gas stations over time. This measure would support a shift away from fossil fuel infrastructure and encourage investment in electric vehicle charging, alternative fuels, and other low-emission transportation options.	0	x	0	x	0	x	x	x	x
Encourage hybrid work arrangements where feasible	The City would promote flexible work options by encouraging businesses and organizations to adopt hybrid work models where feasible. Supporting remote work can help reduce commuting-related emissions, decrease traffic congestion, and improve overall quality of life.	x	x	x	0	x	0	x	x	0

Measure	Description	EJG	AR	FBM	HAQ	MAM	ES	NB	CR	RW
Renewable Energy										
Install solar panels on municipal facilities when retrofitted	When city buildings next undergo maintenance or renovations, solar panels would be installed wherever possible. This would take advantage of upgrades to add renewable energy systems efficiently.	x	0	xx	x	0	xx	x	xx	x
Work with utilities to plan and install renewable energy storage that increases Wilsonville's resilience	The City should work with utilities as they plan for their own transitions to renewable energy, to help plan locations of energy storage throughout the city, ensuring that key locations (such as hospitals) are prioritized to have highly available and reliable energy, and to help optimize the network as a whole.	xx	x	x	0	0	xxx	0	xx	0
Make the purchase of renewable energy easier than the purchase of non-renewable energy	Residents and businesses would be encouraged by default to choose renewable electricity programs offered by their utility provider, and would need to go through additional purchasing steps to buy non-renewable energy. These programs would allow customers to support clean energy sources by purchasing carbon-free electricity.	0	0	0	xx	0	xx	xx	x	0
Provide solar education for businesses and homeowners	The City would offer resources and programs to help businesses and homeowners understand solar energy's benefits, costs, and installation process. This would support informed decision-making and increase awareness of available incentives.	x	x	0	x	0	x	x	x	0
Offer an additional rebate for home solar installations	Offer residents a rebate that can be stacked on top of the Energy Trust rebates, when they install solar panels on their home. This would further reduce the up-front costs of installation for the homeowner.	x	xx	0	x	0	x	x	xx	0

Measure	Description	EJG	AR	FBM	HAQ	MAM	ES	NB	CR	RW
Solid Waste										
Promote reuse and repair	The City would support programs and incentives that encourage repairing and reusing items instead of discarding them. This could include promoting repair cafés, tool libraries, and second-hand material exchanges to reduce waste and extend the life of products.	0	x	0	0	0	0	0	x	xx
Develop a Circular Procurement Policy	The City would integrate circular economy principles into its purchasing processes by prioritizing reusable, recyclable, and sustainably sourced materials. This could include selecting vendors that minimize waste, supporting food recovery efforts, and encouraging the use of reclaimed or repurposed materials in public projects.	x	0	0	x	0	0	x	xx	xx
Reduce food waste at municipal buildings and operations	The City would implement strategies to minimize food waste in municipal facilities, such as improving purchasing practices, encouraging food donation, and expanding composting. These efforts would help reduce waste and support sustainability in government operations.	0	0	x	x	0	0	x	x	xx
Refine and Expand Solid Waste Pricing	The City would enhance its existing variable rate waste collection system by introducing a more progressive pricing structure that increases the cost per gallon of trash as container sizes increase. This approach builds on the current system, where smaller containers are less expensive, by further incentivizing waste reduction and making higher-volume waste disposal proportionally more costly. Recycling and composting service rates would also be reviewed and adjusted as needed to reduce their costs for residents to encourage diversion from landfill	0	0	xx	x	0	0	x	x	xx
Continue to promote composting	The City would continue encouraging residents and businesses to participate in composting programs through an “I compost food waste” campaign. This effort would help reduce landfill waste, lower emissions, and support healthier soils by diverting organic materials from the trash.	0	x	x	x	0	0	x	x	x

Measure	Description	EJG	AR	FBM	HAQ	MAM	ES	NB	CR	RW
Water & Wastewater										
Assess waste heat recovery from the sewer system	The City would study the potential to capture and use heat from underground sewer pipes to provide low grade heating for nearby buildings. This could help reduce overall energy consumption and improve efficiency in municipal and private facilities.[54]	x	x	x	x	0	x	0	x	0
Address emissions from the Wastewater Treatment Plant	The City will undertake an evaluation of the most appropriate ways to eliminate methane emissions and reduce energy use at Wilsonville's wastewater treatment plant. The process should include benchmarking the energy performance of the facility, and identifying required changes that can be implemented in combination with planned infrastructure upgrades. While anaerobic digestion may not be currently compatible with Wilsonville's treatment systems, a formal evaluation will provide the City with a pathway to optimizing treatment of increasing wastewater volumes with the need to reduce operational costs, taking advantage of waste heat and energy, improving air quality, and potentially producing renewable energy. This may include operational improvements, energy efficiency upgrades, and integration of low-emission technologies as part of long-term resource and infrastructure planning.	x	0	xx	xx	0	x	xx	x	x
Evaluate Remote Read Water Meters	The City will continue to evaluate process improvements with associated emissions, cost and time benefits. A specific example is the opportunity to install remote water meters throughout the community. These water meters can be read remotely, eliminating the time, fuel and costs associated with having to drive to each building to read a meter. They can also provide residents with information about the amount of water they are consuming, which will help them become aware of their role in conserving fresh, treated water.	0	0	x	x	0	0	0	x	x

[54] The study, while relatively low in direct impact, is a prerequisite to installing systems to recover waste heat, which could provide significant financial benefits to the municipality and local businesses.

Measure	Description	EJG	AR	FBM	HAQ	MAM	ES	NB	CR	RW
Green Infrastructure										
Encourage wildfire resilient construction and landscaping	The City would promote wildfire resilient construction and landscaping practices to help protect homes and properties in high-risk areas. This would involve identifying high risk areas. These practices could include encouraging the use of ignition resistant building materials, fire-adapted native plants, and the creation of defensible space around structures, along with guidance on ongoing maintenance to reduce wildfire risk.	x	0	x	x	0	0	x	xx	0
Use Drought-Tolerant Landscaping in City Parks	The City would update high-maintenance landscapes in parks with low-water, climate-friendly plants. This would reduce water use, lower maintenance costs, and create more sustainable green spaces.	0	0	x	xx	0	x	x	x	0
Develop tree planting program for homeowners	The City would create a program to support homeowners in planting trees on their properties. This could include providing resources, guidance, or incentives to encourage the planting of climate resilient and native tree species.	x	x	0	xx	0	0	x	xx	0
Promote tree manual for homeowners	The City would promote its existing tree manual, which provides guidance on selecting and caring for climate resilient tree species. This resource helps homeowners make informed choices to support healthy, sustainable landscapes.	0	0	0	x	0	0	x	x	0
Continue to manage invasive species	The City would continue efforts to control invasive plants and animals that threaten local ecosystems. This includes using methods like hand removal and other treatments to support the growth of native species and maintain healthy natural areas.	0	0	x	xx	0	0	xx	x	0
Continue Backyard Habitats Certification Program	The City would continue supporting local property owners in creating wildlife friendly yards through the Backyard Habitats Certification Program. This program helps residents reduce invasive species, limit pesticide use, and conserve water while enhancing natural habitats.	0	0	0	x	0	0	xx	x	0

Measure	Description	EJG	AR	FBM	HAQ	MAM	ES	NB	CR	RW
Initiate a program focused on planting and maintaining enough trees to increase the urban forest canopy by 6%.	The City would initiate a program specifically focused on planting 27,000 trees, and ensuring that they are kept healthy and alive well into the future. The guiding goal of this initiative will be to increase the urban forest canopy by 6% consistent with the Urban Forest Management Plan.	x	0	0	xx	0	0	xxx	xx	x

City of Wilsonville's Draft Climate Action Plan

City Council Presentation

September 4, 2025

Sustainability Solutions Group



Agenda

01 Context and Components of the Plan

02 What we learned

03 Actions and Implementation Measures

04 Integrating Climate Work into City Work

Context and Components of the Plan

What has the State committed to?

2035

Reduce greenhouse gases by 45% below 1990 levels.

2050

Reduce greenhouse gases by 80% below 1990 levels.

Executive Order 20-04 (2020)

Climate Action Plan Project

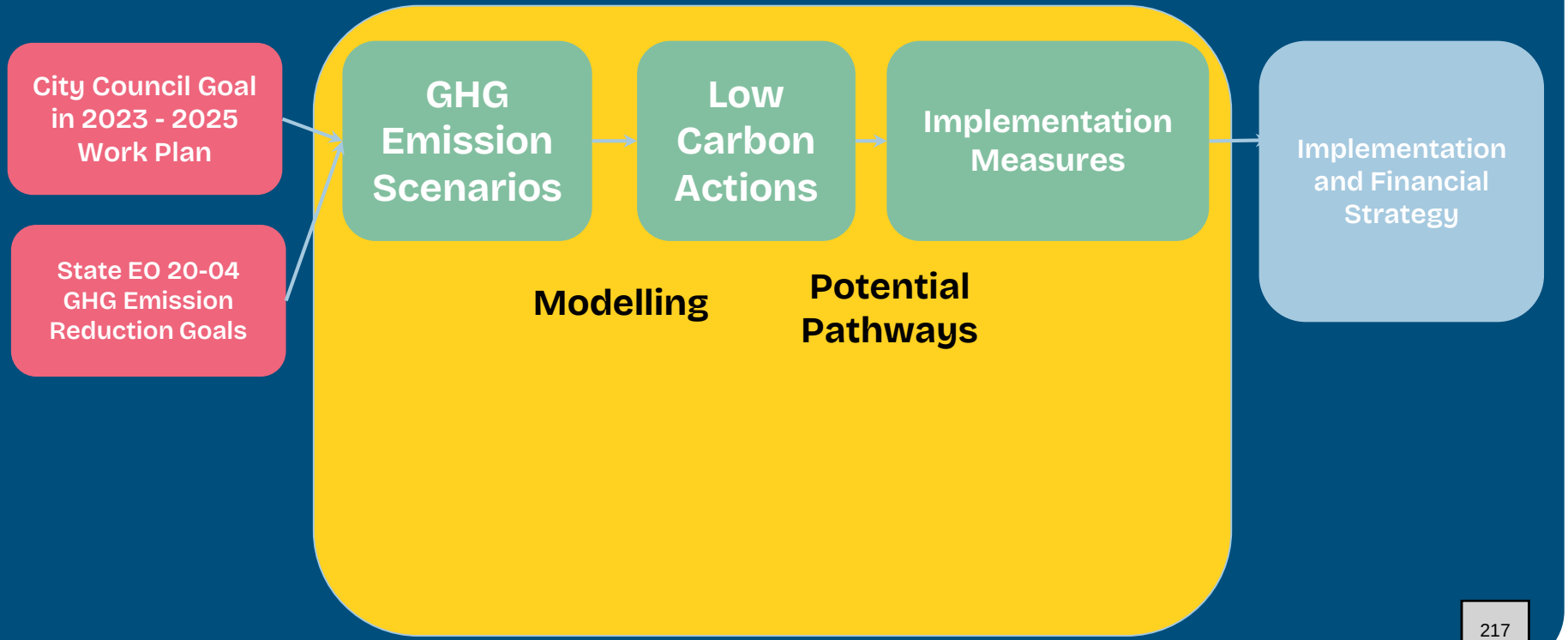

Climate Action Plan Project

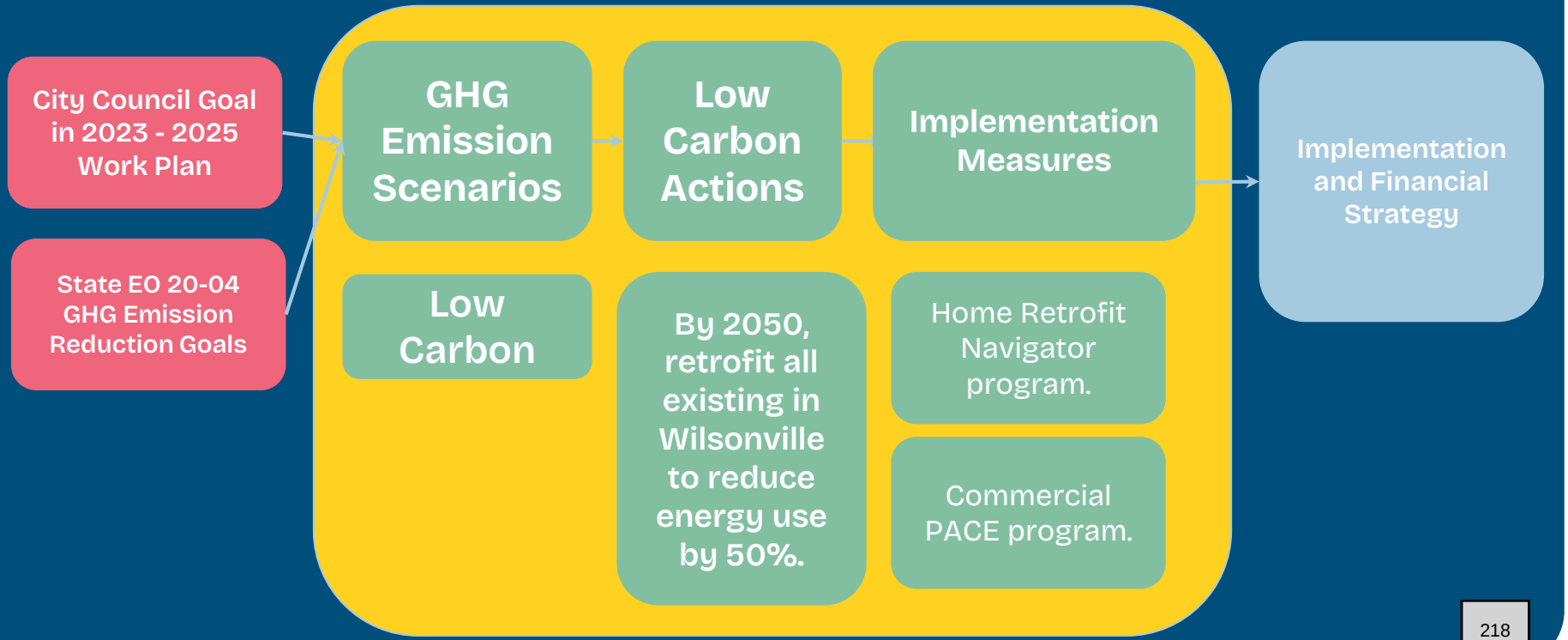

What does it mean for Wilsonville?

Name	Description	Historical (1961 - 1990)	Future (2050s, RCP 8.5)
Average Daily Max Temperature	Average of the highest temperature reached each day, calculated over the year	56.1 °F	64.2 °F
Hot Days	Number of days where the maximum temperature is over 90°F	4 days	17 days
Very Hot Days	Number of days where the maximum temperature is over 100°F	0 days	2 days
Freezing Days	Number of days where the minimum is less than 32°F	114 days	71 days
Dry Days	Number of days when precipitation is less than 0.01 inch.	149 days	159 days
Wet Days	Number of days when precipitation is more than 1 inch.	15 days	16.9 days

67-76% say climate change is somewhat or very important to them.

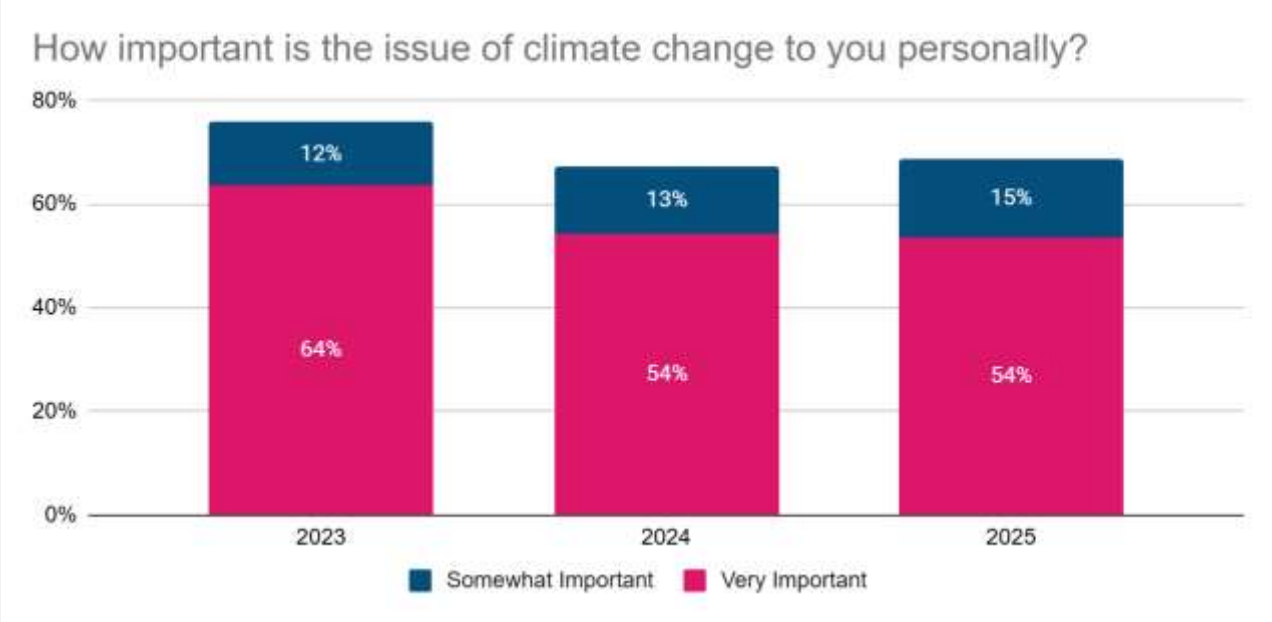

If we do nothing...

emissions will increase 7% by 2030 and 19% by 2050.

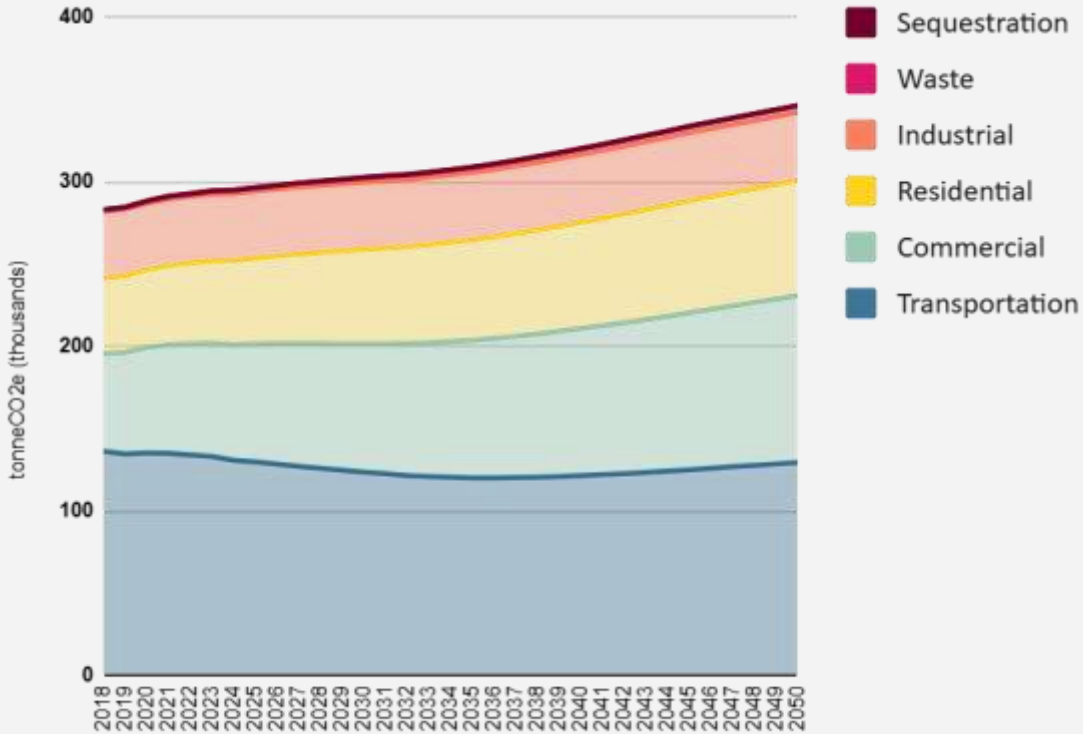

If we implement our Low Carbon actions...

emissions will decrease 41% by 2030, 72% by 2040, and 83% by 2050.

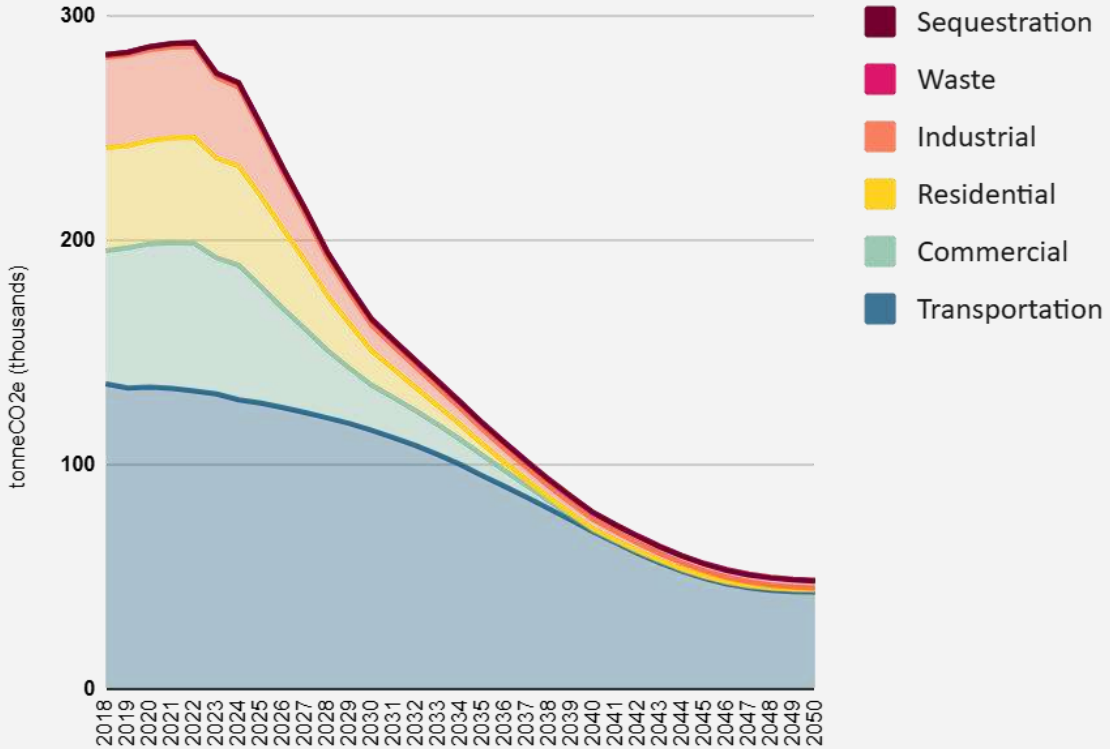

Actions and Implementation Measures



Buildings and Industry

Transportation

Renewable Energy

Solid Waste

Green Infrastructure

Integrating climate work into city work

Whose responsibility is it?

Responsibility is defined by authority and influence.

- Federal/ State:
  - Legislation
  - Finance
- Municipality:
  - Zoning & Permitting
  - Bylaws
  - Education & Incentives
  - Leadership



Thank you!

Sustainability Solutions Group

ACTION MINUTES

September 04, 2025, at 5:00 PM

Wilsonville City Hall

PRESENT:
Mayor O'Neil
Councilor President Berry
Councilor Dunwell
Councilor Cunningham
Councilor Shevlin

STAFF PRESENT:
Amanda Guile-Hinman, City Attorney
Bryan Cosgrove, City Manager
Cricket Jones, Finance Operations Supervisor
Jeanna Troha, Assistant City Manager
Kerry Rappold, Natural Resources Manager
Kimberly Rybold, Senior Planner
Kimberly Veliz, City Recorder
Everett Wild, Government Affairs Manager
Tommy Reeder, Parks Maintenance Specialist
Zach Weigel, City Engineer
Zoe Mombert, Assistant to the City Manager

REVIEW OF AGENDA AND ITEMS ON CONSENT [5:00 PM]

There was none.

COUNCILORS' CONCERNS

There was none.

PRE-COUNCIL WORK SESSION

1. 2025 Legislative Session Recap

The Government Affairs Manager and City Lobbyist shared a recap of the 2025 Legislative Session. The recap included major themes of the session, bills of importance to Wilsonville, and a summary of the adopted state budget.

2. Sewer and Storm System Development Charge Update

Staff provided a briefing on the updated sewer and storm System Development Charge (SDC). This work session. This work session serves as the final scheduled discussion prior to a public hearing September 15, 2025.

3. Draft Natural Area Management Plan

Staff provided an overview of the draft Natural Area Management Plan (NAMP). This work session served as the final scheduled discussion prior to a public hearing in October.

4. Draft Climate Action Plan

Staff provided an overview of the draft Climate Action Plan (CAP), which the City Council previously reviewed during its meetings on October 7, 2024, and February 3, 2025. This work session serves as the final scheduled discussion prior to a public hearing in November.

ADJOURN [7:02 PM]

CITY COUNCIL MEETING [7:11 PM]

CALL TO ORDER

1. Roll Call

2. Pledge of Allegiance

3. Motion to approve the following order of the agenda.

Passed 5-0.

MAYOR'S BUSINESS

4. Upcoming Meetings

Upcoming meetings were announced by the Mayor as well as the regional meetings he attended on behalf of the City.

COMMUNICATIONS

5. Wilsonville Community Sharing Update

Wilsonville Community Sharing updated City Council on how City's grant funding helps Wilsonville residents in need.

6. Watching Wilsonville Wildlife – Community Enhancement Program

Staff shared details of Watching Wilsonville Wildlife, a project funded by the Wilsonville-Metro Community Enhancement Program. The project allowed staff to observe and better protect beavers, foxes, otters, weasels, coyotes, bobcats, and countless other critters who make their homes in Wilsonville.

CITIZEN INPUT AND COMMUNITY ANNOUNCEMENTS

This is an opportunity for visitors to address the City Council on any matter concerning City's Business or any matter over which the Council has control. It is also the time to address items not on the agenda. It is also the time to address items that are on the agenda but not scheduled for a public hearing. Staff and the City Council will make every effort to respond to questions raised during citizen input before tonight's meeting ends or as quickly as possible thereafter. Please limit your comments to three minutes.

COUNCILOR COMMENTS, LIAISON REPORTS AND MEETING ANNOUNCEMENTS

Councilors announced prior and upcoming meetings and events.

CONSENT AGENDA

7. **Resolution No. 3212**
   A Resolution Of The City Of Wilsonville Supporting An Application With The Oregon Department Of Land Conservation And Development (DLCD) For A 2025-2027 Housing Planning Assistance Grant For The Housing Statutory Compliance Project.

8. Minutes of the August 4, 2025, City Council Meeting.

The Consent Agenda was approved 5-0.

NEW BUSINESS

There was none.

CONTINUING BUSINESS

There was none.

PUBLIC HEARING

There was none.

CITY MANAGER'S BUSINESS

The City Manager alerted the Council to anticipate soon evaluating proposals to select a preferred executive search firm to lead the recruitment for the next City Manager.

LEGAL BUSINESS

The City Attorney updated the Council on a process underway to consider changes to policies in City code pertaining to the parking of recreational vehicles (RVs) and abandoned vehicles.

ADJOURN [8:43 PM]

There was a brief break to switch Zoom accounts.

EXECUTIVE SESSION [8:49 PM]

- ORS 192.660(2)(h) Legal Counsel/Litigation

ADJOURN [9:14 PM]

PLANNING COMMISSION

WEDNESDAY, AUGUST 13, 2025

WORK SESSION

2. Climate Action Plan (Rappold)(60 Minutes)

PLANNING COMMISSION MEETING
STAFF REPORT

Meeting Date: August 13, 2025	**Subject:** Draft Climate Action Plan **Staff Member:** Kerry Rappold, Natural Resources Manager **Department:** Community Development
Action Required	**Advisory Board/Commission Recommendation**
☐ Motion ☐ Public Hearing Date: ☐ Ordinance 1st Reading Date: ☐ Ordinance 2nd Reading Date: ☐ Resolution ☒ Information or Direction ☐ Information Only ☐ Council Direction ☐ Consent Agenda	☐ Approval ☐ Denial ☐ None Forwarded ☐ Not Applicable **Comments:** N/A
Staff Recommendation: Provide input and direction on the draft Climate Action Plan.	
Recommended Language for Motion: N/A	
Project / Issue Relates To:	

☒Council Goals/Priorities: Develop a climate inventory and gap analysis of city practices and operations and engage the community to build awareness of climate friendly practices.	☐Adopted Master Plan(s):	☐Not Applicable

ISSUE BEFORE COMMISSION:
The City Council goals for FY 2023-25 included developing a Wilsonville Climate Action Plan. Staff will provide an overview of the draft Climate Action Plan (CAP), which the Planning Commission previously reviewed during its October 2024 and January 2025 meetings. This work session serves as the final scheduled discussion prior to a public hearing in October.

EXECUTIVE SUMMARY:
In August 2024, City staff and the consultant, Sustainability Solutions Group (SSG), kicked off the planning process for the CAP in support of the related City Council goal. The City developed the Plan to build on existing municipal and regional strategies and to align with the State of Oregon's greenhouse gas (GHG) reduction goals. On October 13, 2024, and January 8, 2025, the project team briefed the Planning Commission with an introduction and update on the Plan. At this meeting, the project team will present the full draft of the Plan prior to a planned public hearing on October 8, 2025 before the Planning Commission.

Since the project kickoff, staff and consultants have completed the following steps to develop the draft Plan:

1. **Context Review:**
   Reviewed key strategic documents to understand Wilsonville as a city and its climate planning landscape along with relevant State statute and rules and other county- and region-wide climate planning.
2. **Data input and GHG Inventory:**
   Compiled energy use and emissions data within Wilsonville, updating and refining previous data and modeling from the Clackamas County Climate Action Plan.
3. **Model Calibration:**
   Identified emission-producing activities by sector and defined target emission reduction measures for specific activities.
4. **Business-as-Usual (BAU) and Business-as-Planned (BAP) Scenarios:**
   Modeled the annual energy consumption and emissions through 2050 by traffic analysis zones (TAZs) and neighborhoods. The BAP scenario incorporated the projected impact of key county, state, and federal policies.
5. **Strategies and Actions:**
   Developed and refined a list of "low carbon" actions and policy options, considering geographic rollout, equity improvements, and co-benefits for the community.
6. **Draft Low-Carbon Scenario:**
   Modeled the selected "low carbon" actions to assess their energy and emissions impacts between the baseline and target years, including year-over-year projections.
7. **Final Low-Carbon (Best Fit) Scenario:**
   Outlined a viable, sector-by-sector action pathway for reducing community emissions, showing how the City can achieve its emission reduction targets in alignment with existing policies, regulations, plans, and investments.

The draft Plan includes the following content (see Attachment 1):

1. **Executive summary:**
   A high-level overview of the Plan's purpose, findings, and recommendations.
2. **Introduction:**
   Descriptions of climate context, GHG emission reduction targets, plan overview, technical modeling approach, and public engagement.
3. **Background:**
   Descriptions of community support, state-led climate action, the role of Wilsonville in climate action, status of efforts, and the planning paradigm.
4. **Wilsonville's Current and Future Energy Use and Emissions:**
   The community's projected energy use and emissions in the BAU, BAP and "low carbon" scenarios, and the timeline to achieve a net-zero future.
5. **Low-Carbon Actions:**
   Recommended actions grouped into five categories: buildings and industry, transportation, renewable energy, solid waste, and green infrastructure.
6. **Conclusion and Next Steps:**
   The next steps to address the implementation of the CAP, including establishing governance to ensure success, monitoring and reporting, policy and strategy alignment, and financial analysis.
7. **Appendix A**:
   A list of implementation measures that represent a starting point for achieving the Low-Carbon Actions.

In addition to the Planning Commission and City Council, a staff advisory committee—comprised of staff from Community Development, Public Works, Parks and Recreation, SMART, and Finance Departments—provided input during the planning process, including a review of the draft Plan.

Discussion Questions:

1. What questions do you have about the draft Climate Action Plan?
2. Based on your review—considering the modeling, other technical work, and public outreach—are there gaps in the Plan's content or approach?

EXPECTED RESULTS:
The completion and adoption of a Climate Action Plan which will focus on reducing the community's GHG emissions, and how these changes can also increase resilience.

TIMELINE:
The final Plan is scheduled for a Planning Commission public hearing on October 8, 2025, with City Council consideration to follow.

CURRENT YEAR BUDGET IMPACTS:
The approved FY 2024-25 Wilsonville budget includes $70,000 in general funds as part of Project #3007 - Climate Action Plan. A supplemental budget adjustment is planned to add unspent

general funds from FY 2024-25 to the project for the current fiscal year.

COMMUNITY INVOLVEMENT PROCESS:
Community involvement and public outreach were a key component of the project. The project has a "Let's Talk, Wilsonville!" website, which included two community surveys and two industry surveys. A public open house and an industry forum were held on January 16, 2025. In addition, a presentation was provided to students at Meridian Creek Middle School on January 31, 2025.

POTENTIAL IMPACTS OR BENEFIT TO THE COMMUNITY:
Climate change has the potential to affect the lives and livelihoods of every resident. Developing a Wilsonville Climate Action Plan has provided the opportunity to explore options for reducing greenhouse gas emissions and identifying actions that address climate change.

ALTERNATIVES:
In lieu of adopting the Climate Action Plan, the City could rely on existing federal, state and local policies, programs and initiatives to address climate change.

ATTACHMENTS:
1. Draft Climate Action Plan

City of Wilsonville

Draft Climate Action Plan

WILSONVILLE
OREGON

Prepared by
Sustainability Solutions Group

Prepared for
City of Wilsonville

August 2025

Sustainability
Solutions Group

Disclaimer and Liability

Reasonable skill, care, and diligence have been exercised to assess the information acquired during the preparation of this analysis, but no guarantees or warranties are made regarding the accuracy or completeness of this information. This document, the information it contains, and the data and assumptions on which it relies are subject to changes beyond the control of the authors. The information provided by others is believed to be accurate but has not necessarily been verified.

This analysis includes strategic-level estimates for the City of Wilsonville that should not be relied upon for design or other purposes without verification. The authors do not accept responsibility for the use of this analysis for any purpose other than that stated above and do not accept responsibility for any third-party use (in whole or in part) of the contents of this document. This analysis applies to the City of Wilsonville and cannot be applied to other jurisdictions without analysis. Any use by the City of Wilsonville, its sub-consultants, or any third party, or any reliance on or decisions based on this document, are the responsibility of the user or third party.

Acknowledgements

A special “thank you” to community members and all who participated in this planning process. We appreciate your time and input.

[To be added with Final Plan}

City Council

…

Planning Commission

…

Staff Advisory Committee

…

Sustainability Solutions Group

…

Table of Contents

Disclaimer and Liability 1
Table of Contents 2
Acronyms 4
Executive Summary 5
Introduction 8
Climate Context 8
About this Plan 11
Background 15
Community Support 15
State-Led Climate Action 18
The Role of Wilsonville 19
More than a 'Climate Plan' 20
Planning Paradigm 23
Wilsonville's Current and Future Energy Use and Emissions 25
2018 Inventory 25
Future Business-as-Usual Scenario 27
Two Future Business-as-Planned (BAP) Scenarios 29
Two Future 'Low-Carbon' Scenarios 32
Summary 36
Low-Carbon Actions 38
Overview 38
Buildings & Industry 42
Transportation 48
Renewable Energy 52
Solid Waste 54
Green Infrastructure 55
Conclusion 56
The Role of Community Partners 56
Next Steps 57
Appendix A: Implementation Measures 59

List of Figures

Figure 1: Climate projections for Wilsonville under a high-emissions scenario. 7
Figure 2: The State of Oregon's most recent climate targets. 9
Figure 3: Project timeline for technical modelling and engagement. 10
Figure 4: Responses to the question: "How much do you agree or disagree with the following statement? I have personally experienced the effects of climate change." 13
Figure 5: Responses to the question: "How important is the issue of climate change to you personally?" 14
Figure 6: Weighted responses to the question: "In your opinion, who should be responsible for addressing climate change?" 15
Figure 7: ARRRO Planning Philosophy. 21
Figure 8: Wilsonville's 2018 energy consumption (MMBTU) by sector. 23
Figure 9: Wilsonville's 2018 GHG emissions (tCO2e) by sector. 23
Figure 10: Wilsonville's energy consumption (MMBTU) by sector in the BAU scenario, 2018 - 2050. 25
Figure 11: Wilsonville's GHG emissions (tCO2e) by sector in the BAU scenario, 2018 - 2050. 25
Figure 12: Wilsonville's energy consumption (MMBTU) by sector in the two BAP scenarios, 2018 - 2050. 27
Figure 13: Wilsonville's GHG emissions (tCO2e) by sector in the BAP scenarios with grid emission reductions (left) and without grid emission reductions (right), 2018 - 2050. 28
Figure 14: Wilsonville's energy consumption (MMBTU) by sector in the two Low Carbon scenarios, 2018 - 2050. 30
Figure 15: Wilsonville's GHG emissions (Thousands of Mt CO2e) 2018 - 2050, by sector in the Low Carbon scenarios. Low Carbon with Grid Improvements (LCWIG) is on the left, and Low Carbon without Grid Improvements (LCWOG) is on the right. 31
Figure 16: Summary of Wilsonville's GHG emissions (tCO2e) by scenario, 2018 - 2050. 34
Figure 17: Emission reductions over time for each action in the Low Carbon with Grid Improvements (LCWIG) scenario. 36
Figure 18: Emission reductions by action in the Low Carbon without Grid Improvements (LCWOG) scenario. 37
Figure 19: Era of construction for residential buildings in Clackamas County and Wilsonville, 2023. 41
Figure 20: Modelled mode share for all person trips in 2018 and 2050 in the Low Carbon Scenario. 47
Figure 21: Remaining transportation emissions by vehicle type in the Low Carbon scenario with grid emission reductions. 48

List of Tables

Table 1: Summary of Engagement Activities 13
Table 2: Thriving City Benefits Legend 20

Acronyms

BAU	Business as Usual
BAP	Business as Planned
BAPWIG	Business as Planned with Grid Improvements
BAPWOG	Business as Planned without Grid Improvements
CO2	Carbon Dioxide
CO2e	Carbon Dioxide Equivalent
EV	Electric Vehicle
GHG	Greenhouse Gas
ICE	Internal Combustion Engine
LC	Low Carbon
LCWIG	Low Carbon with Grid Improvements
LCWOG	Low Carbon without Grid Improvements
LDV	Light Duty Vehicle
MMBtu	Metric Million British Thermal Units
MtCO2e	Metric Tons of Carbon Dioxide Equivalent
RNG	Renewable Natural Gas
Solar PV	Solar Photovoltaic

Executive Summary

The City of Wilsonville has developed this Climate Action Plan to support and enhance its existing municipal and regional strategies and to ensure it is aligned with the State of Oregon's greenhouse gas reduction goals.[1] These goals are to reduce emissions across all sectors and communities in Oregon by at least 45% by 2035, and by 80% by 2050.

Reaching these goals will require ambitious and rapid action across the community of Wilsonville and ongoing support from the State in the form of legislation and policies. However, this work will not only ensure that community emissions are reduced, it will also decrease both the municipality's annual costs to heat and cool buildings, and to fuel and maintain vehicles , and energy and transportation costs for residents and for businesses, and it will improve the quality of life for all who call Wilsonville home.

This Plan:

- Identifies ten significant climate actions in five areas that constitute a pathway for Wilsonville to reduce its greenhouse gas emissions by 58% by 2035 and by 83% by 2050;
- Ensures that all who live and work in the community can benefit from this transition by increasing the number of good, long-term jobs, making home ownership[2] and transportation more affordable and healthy, and by supporting both the social and natural resilience of the community.
- Emphasizes the role of the City as a leader - decarbonizing its own operations, stimulating the development of skills in the local labor force, ensuring Wilsonville's economy attracts strong industries, and ensuring Wilsonville's future is healthier, greener, and more resilient in the future;
- Reflects input provided by community members and City staff;
- Includes an initial set of implementation measures that will allow the City to move directly from creating this Plan to implementing it.

The actions in this Plan were selected from the most effective approaches to decarbonization currently available and refined for Wilsonville's energy and climate context. They have also been selected to improve housing affordability for residents, reduce municipal operating costs and energy costs for industry, improve air quality and healthy living conditions, and increase access to inexpensive and non-polluting modes of transportation. The ten actions that were modeled for Wilsonville include:

- Four actions relating to Buildings and Industry;
- Two actions relating to Transportation;
- Two actions relating to Renewable Energy;

[1] State of Oregon. Executive Order 20-04. 2020. https://www.oregon.gov/gov/eo/eo_20-04.pdf

[2] Improving the energy efficiency of new and existing homes and switching them from fossil fuel heating to electric heat pumps dramatically reduces residential energy consumption, reducing household energy bills. Adding rooftop or community solar systems further decreases household energy costs by providing free electricity for the 25 year lifetime of the system. Even when the capital costs of making these changes is included in this calculation, over the lifetime of ownership, the more energy efficient homes that use only renewable electricity are much more affordable to own and keep at comfortable and healthy temperatures.

- One action relating to Solid Waste; and
- One action relating to Green Infrastructure.

The project to create this Plan included calculating Wilsonville's energy consumption and emissions in 2018, as a baseline against which the impact of different actions could be compared. Then, five future scenarios were modeled:

- The **'Business as Usual' (BAU) scenario** reflects what can be expected if Wilsonville's population and economy grow as projected and the climate continues to warm but nothing else changes. In this case, energy consumption and greenhouse gas emissions will increase by over 20% by 2050. **In addition to exacerbating the climate crisis, this will translate to increased energy costs for Wilsonville's residents and businesses.** The municipality's energy and fuel costs will also increase, as will its costs for infrastructure maintenance and repair due to more extreme and frequent extreme weather events. This is often referred to as 'the cost of doing nothing'; it is explored further in the section of this document about the Social Cost of Carbon.
- Two **'Business as Planned' (BAP) scenarios** were modeled on top of the BAU conditions. These scenarios added to the impact of existing State climate and energy legislation and the City's various strategies. In both of these scenarios, energy consumption fell by 2%, which is positive but minimal. The difference between the two BAP scenarios was that one included the decarbonization of the electricity grid by 2040, and the other did not. If the electricity grid is emissions-free by 2040, the community's total emissions will decrease by 55% by 2050. If however, the grid retains its 2018 emissions factor until 2050, Wilsonville's total emissions will increase by 4% by 2050. This is a dramatic difference which highlights the importance of decarbonizing electricity. **Both BAP scenarios demonstrate that the current municipal strategies and State legislation are not sufficient to reach the emissions reduction goals.**
- Two **'Low Carbon' (LC) scenarios** were then modeled on top of the BAP conditions. These scenarios added to the impact of the ten actions mentioned above. In both LC scenarios, the community's total energy consumption decreased by 41% between 2018 and 2050. **This in itself translates into long-term financial savings for the community.**[3] If the grid is emissions-free by 2040, emissions will fall by 58% by 2035 and 83% by 2050. If the grid retains its 2018 emissions factor, by 2050 emissions will only have fallen 69%. **Therefore, if the pathway of ten low-carbon actions outlined in this Plan are carried out according to the schedule provided and the State-wide grid decarbonizes by 2040, Wilsonville will reach its climate goals.**

This Plan also provides analysis for each action to the extent to which it will also provide additional benefits to the City that will ensure that it is a thriving city well into the future.

[3] Although utilities are forecasting rising energy costs, installing on-site renewable electricity such as solar PV systems provides a rapid return on investment and then provides free electricity to the owner for the lifetime of the equipment.

Introduction

Climate Context

Global Climate Change Damages Local Infrastructure and Well-Being

Scientists worldwide agree that human activity is driving dangerous climate warming around the globe. This warming is caused by greenhouse gases (GHGs) that are released primarily when people burn fossil fuels to produce energy.[4] When we burn gasoline, diesel, natural gas, etc., to heat buildings, operate vehicles, ships and aircraft, and operate industrial and manufacturing facilities, we release volumes of greenhouse gases that are so large, they far exceed our planet's natural capacity to absorb them. As a result, they accumulate in the atmosphere where, due to their chemical nature, they trap heat and cause global temperatures to rise.

In Oregon, communities are already experiencing the damaging and costly effects of climate change, including more frequent and severe extreme weather events such as record-breaking heatwaves, wildfires, and floods.

The Wilsonville area has not been spared. In 2020, Clackamas County experienced two wildfires. The Riverside Incident burned 138,054 acres, destroyed 139 structures, and caused four injuries; and the Clackamas Fire Complex, burned 11,210 acres.[5] In June of the following year, the Portland Metro region experienced a major heatwave, with temperatures reaching 114°F near Wilsonville.[6] This weather event led to short-term business closures,[7] shattered local records and resulted in 123 deaths across the region.

Extreme weather events are expected to become more frequent and severe in Oregon. Rising temperatures will likely lead to more heat waves and extremely hot days. More winter precipitation is projected to fall as rain rather than snow, leading to increased flash flooding, and reduced groundwater recharge. At the same time, wildfire risk will likely increase due to longer dry seasons and increased stress on forests from drought and pests.[8] To limit the worst of future warming and avoid the most severe consequences, global and local efforts must focus on rapidly reducing greenhouse gas emissions.

---

[4] Herring, David. US National Oceanic and Atmospheric Administration (NOAA). 2020. 'Isn't there a lot of disagreement among climate scientists about global warming?' https://www.climate.gov/news-features/climate-qa/isnt-there-lot-disagreement-among-climate-scientists-about-global-warming Accessed June 3, 2025.

[5] Clackamas Fire. 2021. "Clackamas Fire Siege". https://clackamasfire.com/wp-content/uploads/2021/01/2021-01-21-AAR-Executive-Summary-Final.pdf. Accessed May 7, 2025.

[6] National Weather Service. Aurora State Airport weather station USW00094281. https://www.weather.gov/wrh/timeseries?site=KUAO&hourly=true. Accessed May 7, 2025.

[7] NOAA. Storm Events Database. Event ID: 961302. https://www.ncdc.noaa.gov/stormevents/eventdetails.jsp?id=961302. Accessed June 4, 2025.

[8] 2021 State Agency Climate Change Adaptation Framework. https://www.oregon.gov/lcd/CL/Documents/2021_CLIMATE_CHANGE_ADAPTATION_FRAMEWORKandBlueprint.pdf

	Name	Description	Historical (1961 - 1990)	Future (2050s, RCP 8.5)
	Average Daily Max Temperature	Average of the highest temperature reached each day, calculated over the year	56.1 °F	64.2 °F
	Hot Days	Number of days where the maximum temperature is over 90°F	4 days	17 days
	Very Hot Days	Number of days where the maximum temperature is over 100°F	0 days	2 days
	Freezing Days	Number of days where the minimum is less than 32°F	114 days	71 days
	Dry Days	Number of days when precipitation is less than 0.01 inch.	149 days	159 days
	Wet Days	Number of days when precipitation is more than 1 inch.	15 days	16.9 days

Figure 1: Climate projections for Wilsonville under a high-emissions scenario.[9]

[9] All projections come from the U.S. Climate Resilience Toolkit Climate Explorer (Version 3.1). The future projections are based on global climate models for the Coupled Model Intercomparison Project Phase 5 (CMIP5), using the RCP 8.5 scenario for the 2050s. The historical data is based on the observed averages from 1961 to 1990. http://toolkit.climate.gov/home.

GHG Emission Reduction Targets

In 2015, the international community[10] signed the Paris Agreement, a major climate treaty with the goal of limiting global temperature rise to 1.5°C above pre-industrial levels. This threshold is considered a critical safeguard — exceeding it greatly increases the likelihood of extreme weather, more frequent and intense wildfires, rising sea levels, and shifts in flood and drought patterns that would cause severe and lasting damage to people and ecosystems. In its 2023 Synthesis Report, the Intergovernmental Panel on Climate Change (IPCC) emphasized the urgent need for deep and immediate reductions in greenhouse gas emissions to stay within the 1.5°C limit.[11]

The State of Oregon has established a series of GHG emissions reduction targets over time. The first goal, set by the Legislature in 2007, aimed to cut emissions to 75% below 1990 levels by 2050. In 2020, Executive Order 20-04 issued by Governor Kate Brown revised this goal, increasing the long-term target to an 80% reduction by 2050 and adding an interim goal of a 45% reduction by 2035.[12] Most recently, in 2023, the Oregon Climate Action Commission released the Climate Action Roadmap to 2030, which recommended strengthening the long-term target to a 95% reduction below 1990 levels by 2050 to align with the best science on limiting warming to 1.5°C.[13] Figure 2 presents these emission reduction targets.

In alignment with Executive Order 20-04, the City of Wilsonville aims to reduce community-wide emissions by 45% by 2035, and by 80% by 2050 compared to 2018 levels.[14]

[10] As of May 2025, 194 nations and the European Union had ratified the Paris Agreement. UNFCC. https://unfccc.int/process-and-meetings/the-paris-agreement

[11] IPCC. 2023. "AR6 Synthesis Report: Climate Change 2023. 2023 Synthesis Report". Retrieved from https://www.ipcc.ch/report/ar6/syr/

[12] State of Oregon. 2020. "Executive Order 20-04". https://www.oregon.gov/gov/eo/eo_20-04.pdf

[13] State of Oregon. 2023. "Oregon Climate Action Roadmap". https://climate.oregon.gov/tighger

[14] 2018 was selected as a baseline year for the target as 1990 data for the City of Wilsonville is not available.

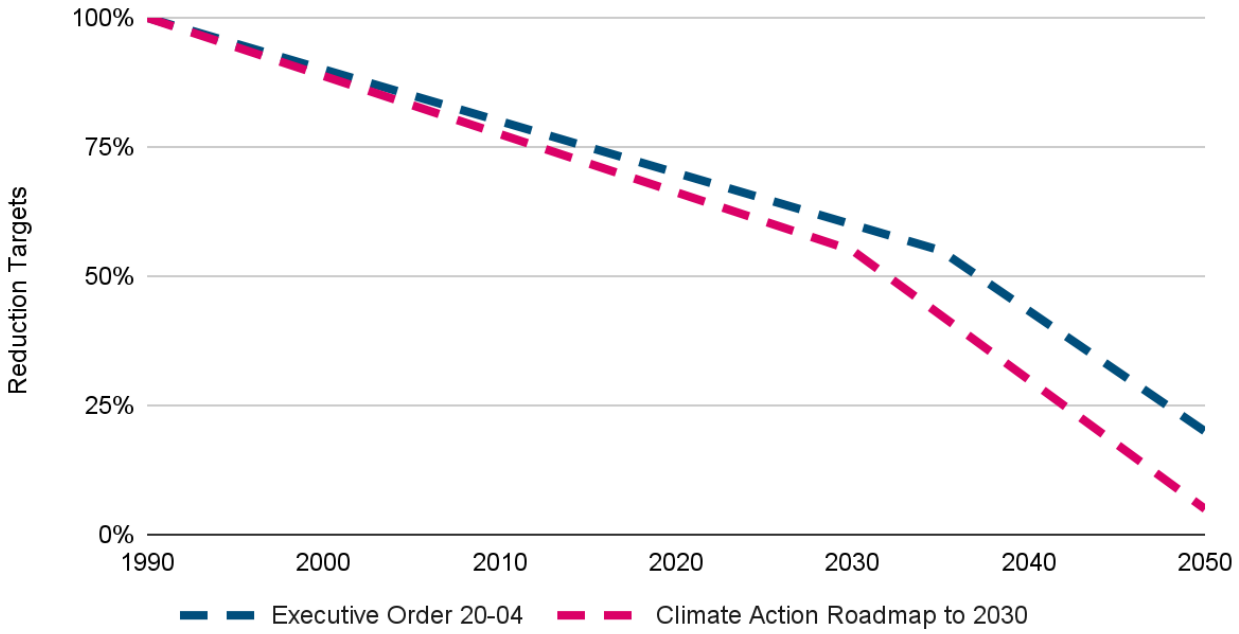

Figure 2: The State of Oregon's most recent climate targets.

About this Plan

Overview

This Climate Action Plan (CAP) is Wilsonville's first comprehensive climate change mitigation action plan. It provides the City with a comprehensive pathway of actions that will reduce its community-wide emissions by 45% by 2035 and 80% by 2050. This will align the community with the State's GHG reduction targets as outlined in Governor Brown's Executive Order 20-04.[15]

This Plan also provides projections of Wilsonville's future energy use and emissions in 'Business-as-Usual' and 'Business-as-Planned' scenarios, insights into the economic, social and financial benefits of taking climate action, and a set of initial implementation measures which Wilsonville can use to move directly into implementing the CAP.

The Plan was informed by technical modeling and analysis, as well as input from community members, local businesses, City staff, and the Planning Commission. The project was completed between 2024 and 2025, as shown in Figure 3.

[15] State of Oregon. Executive Order 20-04.

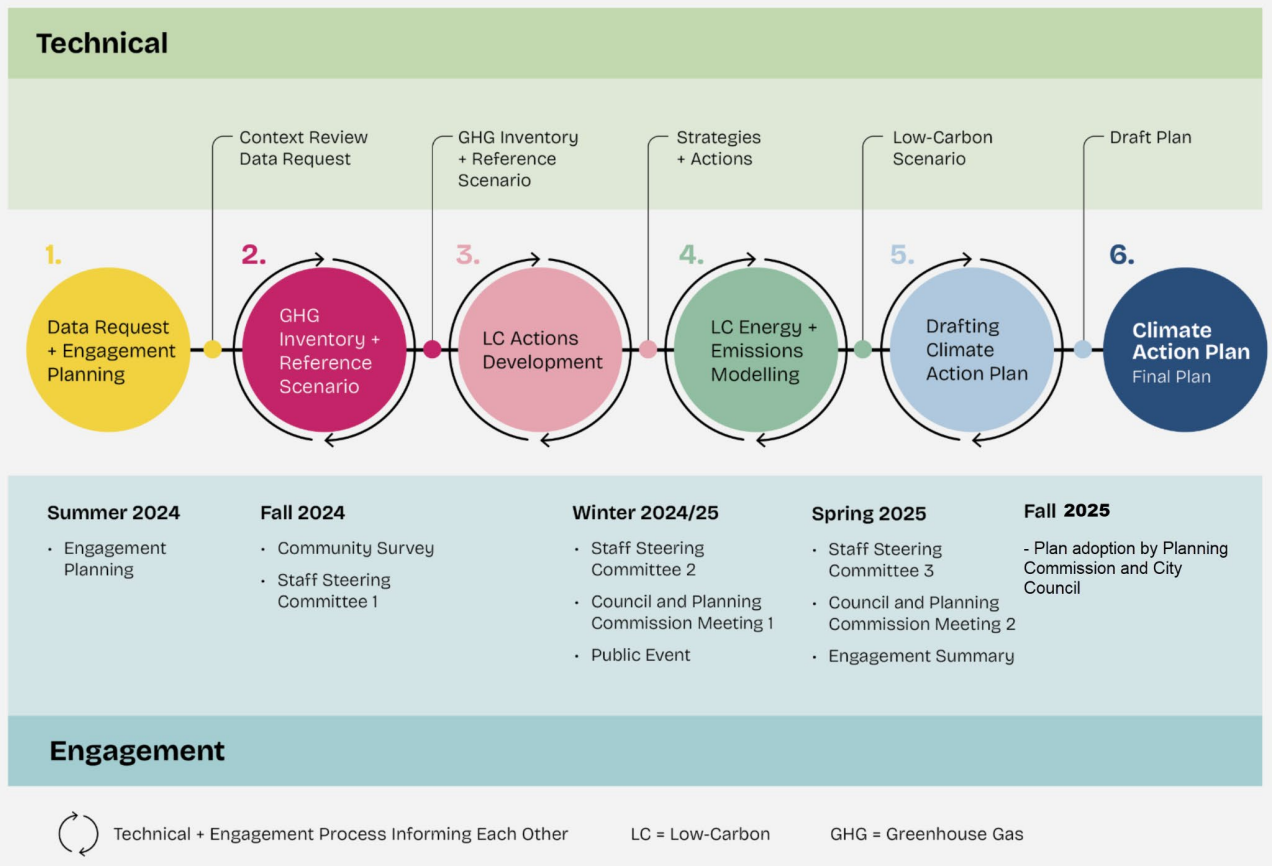

Figure 3: Project timeline for technical modelling and engagement.

Technical Modelling

In this project, SSG's ScenaCommunity modeling software was used to calculate Wilsonville's total energy use and emissions for a baseline calendar year (2018), and then to model five future scenarios for Wilsonville. The data used for this was collected from the City of Wilsonville, the State of Oregon, the Federal census, the EPA, and other sources.[16]

The five scenarios that were modeled calculated the community's future annual energy use and greenhouse gas emissions for 2018 to 2050 were the following:

- **Business as Usual (BAU) scenario**: The intent of this scenario was to demonstrate how Wilsonville's energy consumption and emissions can be expected to change if the community continues to operate as it did in 2018. It reflected only the impacts of population, employment, and household growth, and ongoing improvements in vehicle fuel efficiency on Wilsonville's energy consumption and emissions. It was assumed that energy sources and consumption,

[16] All data sources and assumptions are documented in the Data, Methods and Assumptions Manual provided by SSG to the Wilsonville Project Team.

transportation modes and patterns, and land use plans in this scenario would remain the same as they were in the baseline year of 2018.

- **Business as Planned without Grid Improvements (BAPWOG)**: This modeled scenario built upon the BAU scenario, adding the impacts of approved municipal strategies and plans, and all but one of the State's legislated targets on Wilsonville's total energy use and emissions. The results from this scenario therefore show the impact of the Advanced Clean Vehicles legislation, regularly improved building codes, and some densification in Wilsonville. (The State legislation that was excluded from this scenario was its Clean Energy Targets Bill,[17] which requires that by 2040 the electricity grid produces no emissions.)
- **Business as Planned with Grid Improvements (BAPWIG)**: This scenario is the same as the BAPWOG scenario except that it also includes the impact of the State's Clean Energy Targets Bill, adding the impact of decarbonizing the electricity grid by 2040.
- **Low Carbon without Grid Improvements (LCWOG):** Like the BAPWOG scenario, the LCWOG scenario does not reflect the grid-wide decarbonization of electricity that would occur as a result of Oregon's Clean Energy Targets Bill. Instead, this scenario used the BAPWOG scenario as a base and then added actions that were selected to ambitiously reduce Wilsonville's total energy use and emissions from all sources in the community.
- **Low Carbon with Grid Improvements (LCWIG)**: The LCWIG scenario is the same as the LCWOG scenario, except that it also includes the impact of the State's Clean Energy Targets Bill, adding the impact of decarbonizing the electricity grid by 2040.

The baseline and these five scenarios are described in more detail in the subsequent sections of this Plan.[18]

Engagement

As part of the planning process, the project team also engaged with a diverse range of people and organizations who were interested and will be affected by Wilsonville's climate action initiatives. Engagement efforts were aimed at several parties, including City of Wilsonville residents, staff, elected officials, and local businesses and industry leaders.

The primary goals of the project's engagement activities were to consult with community members and businesses to understand their concerns about climate change and to gather ideas for reducing GHG emissions. The project team also aimed to involve City staff throughout the development of the plan to help identify opportunities, and flag potential barriers to implementation. City Councilors and Planning Commissioners were also consulted at key project milestones to provide feedback and guidance.

[17] State of Oregon. 2021. "Clean Energy Targets Bill". https://www.oregon.gov/deq/ghgp/pages/clean-energy-targets.aspx.

[18] More information about the technical modelling is included in the Data, Methodology, and Assumptions Manual provided as part of this project by SSG to Wilsonville.

Key engagement activities included a pop-up event, an open house, two community questionnaires, two industry questionnaires, an industry forum, a middle school presentation, and several information sessions and presentations with staff and elected officials, as detailed in Table 1.

Table 1: Summary of engagement activities.

Interested and Affected Party	Date	Activity
City Residents	August 22, 2024	Pop-Up Event
	October - November 2024 April - May 2025	Community questionnaires
	January 16, 2025	Open House
Staff	November 18, 2024	Information Session #1: Emission Reduction Actions
	March 24, 2025	Information Session #2: Implementation Measures
	June 30, 2025	Information Session #3: Draft Climate Action Plan
Boards	January 8, 2025	Planning Commission Presentation: Emission Reduction Actions
	February 3, 2025	City Council Presentation: Emission Reduction Actions
	August 13, 2025	Planning Commission Presentation: Draft Climate Action Plan
	September 4, 2025	City Council Presentation: Draft Climate Action Plan
	October 15, 2025	Planning Commission Presentation: Final Climate Action Plan
	November 3, 2025	City Council Presentation: Final Climate Action Plan
Youth	January 31, 2025	Meridian Creek Middle School Session
Industry	October - November 2024 April - May 2025	Industry questionnaires
	January 16, 2025	Industry Forum

Please see the Engagement Summary Report provided to the Wilsonville Project Team for detailed information on the engagement activities and findings.

Background

Community Support

The City hosted two community questionnaires to gather input on climate action. The questionnaires contained the same questions used by Clackamas County during the development of their Climate Action Plan in 2022, allowing for a comparison of responses over time. Wilsonville posted the questionnaire first in 2024, but had a relatively low response rate. The City re-released the questionnaire in 2025 and mailed postcards to all households to encourage participation. A total of 262 community members participated in at least one of these questionnaires.

Experiences of Climate Change

The majority of questionnaire respondents said they had personally experienced the effects of climate change, as shown in Figure 4. Residents noted shifting seasonal patterns, such as milder winters and earlier springs. Many cited extreme events, including extreme heat, ice storms, heavy rain, and property damage. Several also described the growing impact of wildfires and smoke, citing poor air quality and near-evacuation experiences.

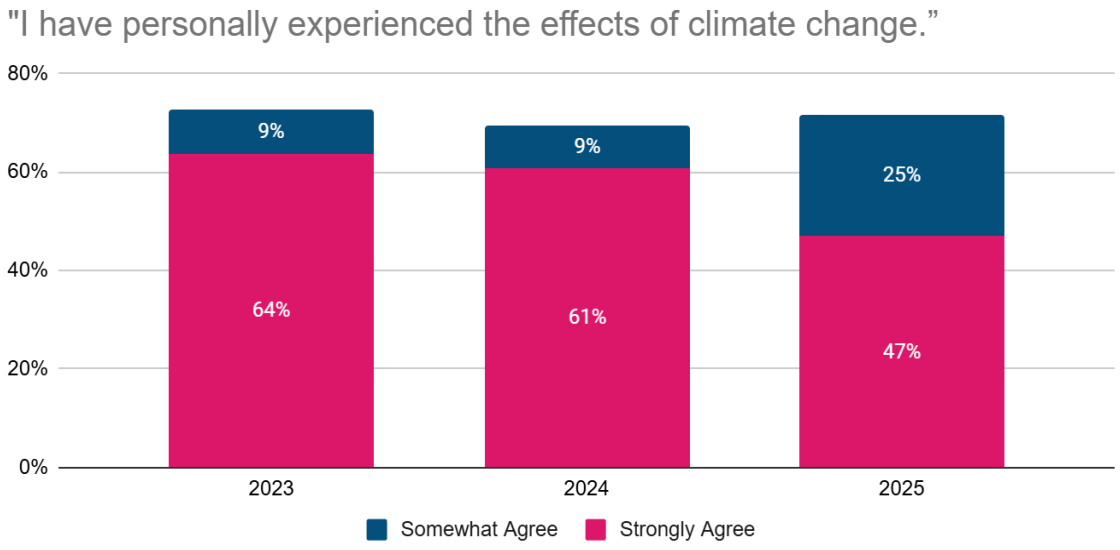

Figure 4: Responses to the question: "How much do you agree or disagree with the following statement? I have personally experienced the effects of climate change."

Importance of Addressing Climate Change

Most community members also indicated that climate change is important to them, as shown in Figure 5. Across the three questionnaires, between 67% and 76% of participants said the issue was either very or somewhat important to them. While the questionnaires are not statistically representative, the results suggest that climate change continues to be a priority for many community members.

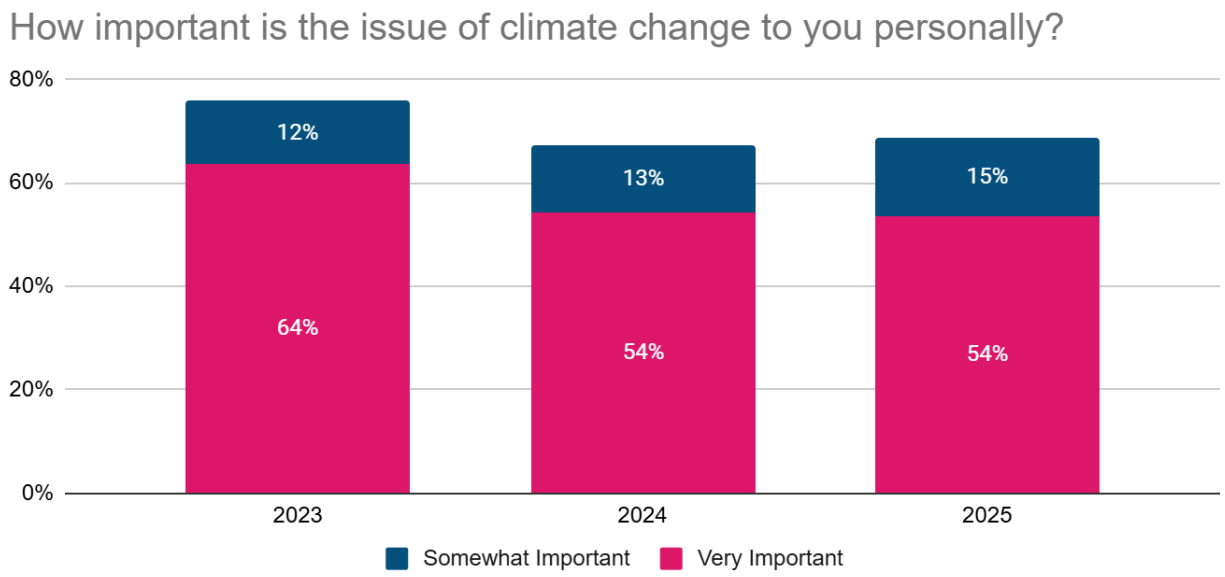

Figure 5: Responses to the question: "How important is the issue of climate change to you personally?"

Responsibility for Climate Action

The questionnaire also explored community members' views on who should be responsible for addressing climate change. Participants were allowed to select multiple options. The results were weighted across the questionnaires based on the number of respondents and are shown in Figure 6. One quarter of respondents indicated that all of the parties listed were responsible for addressing climate change. The most frequently selected individual option was the federal government, followed by the state government and then individuals. Only 5% of respondents indicated that none of the listed groups should be responsible for addressing climate change.

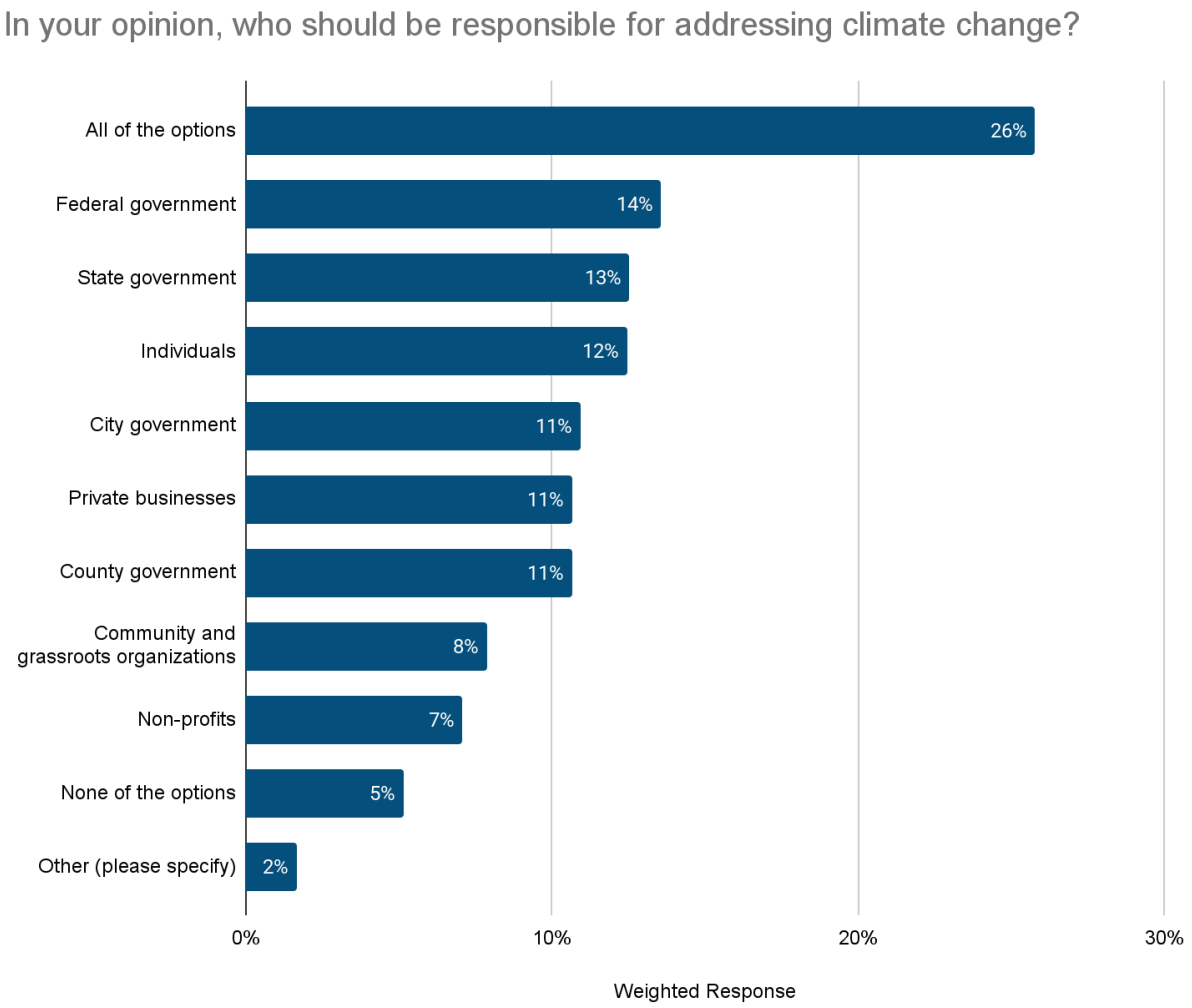

Figure 6: Weighted responses to the question: "In your opinion, who should be responsible for addressing climate change?"

The results of these questionnaires indicate that:

1. Over 70% of respondents are noticing the impacts of climate change in their own lives;
2. Over 65% of respondents indicate that climate change is somewhat or very important to them personally;
3. Respondents want to participate in taking action, and hold all members of the community and levels of government responsible to some degree for addressing climate change.

This is an empowering message for Wilsonville's City Council members and for City Administration:

There is strong and consistent support among questionnaire respondents for the City of Wilsonville to take action to address climate change, to support its residents in doing so, and to work with all other

levels of government, businesses, and other affected entities to do what is within their power to do to reduce the greenhouse gases that cause climate change.

This support communicates the community's desire for the City to invest in the changes that are necessary to reduce greenhouse gas emissions, and to ensure the community has a sustainable future. It is recommended that Wilsonville continue to regularly questionnaire the population to monitor the community's level of support, and to continue to share the results with the public, City staff and City Council.

State-Led Climate Action

Oregon has implemented several laws and programs aimed at reducing GHG emissions across the state. The Clean Energy Targets bill (2021) requires electricity utilities to reduce emissions from electricity generation, and establishes a target of 100% renewable electricity by 2040.[19] The Climate Protection Program (2024) established a cap on GHG emissions from fossil fuels (i.e. natural gas, diesel, gasoline, and propane) that will get smaller over time. If this Program continues successfully, these emissions should fall by 90% by 2050 from the average 2017 to 2019 baseline.[20]

In the transportation sector, Oregon has adopted Advanced Clean Car II (2022) standards requiring all new light-duty vehicles sold by 2035 to be electric or plug-in hybrid electric vehicles.[21] Additionally, the Advanced Clean Trucks Rule (2021) mandates that manufacturers sell an increasing share of zero-emission medium- and heavy-duty vehicles. These requirements reach 40% for Class 7 and 8 trucks, 55% for Class 2b to 3 trucks and vans, and 75% for Class 4 to 8 trucks by 2035.[22]

In the land use and transportation sectors, Oregon's Climate Friendly and Equitable Communities (CFEC) program requires cities to reduce emissions through urban planning. This includes designating walkable areas that support mixed-use development and sustainable transportation. Within the Portland Metropolitan region, Wilsonville's Town Center meets the definition of Climate Friendly Areas.[23] The program also requires cities to reform parking management, expand access to electric vehicle charging in mixed-use and multi-unit developments, and prioritize multi-modal transportation projects.

These State-led policies and programs have been incorporated into Wilsonville's climate action planning process.

[19] State of Oregon. 2021. Clean Energy Targets Bill.

[20] State of Oregon. 2024. "Climate Protection Program". https://www.oregon.gov/deq/rulemaking/Pages/CPP2024.aspx

[21] State of Oregon. 2022. "Advanced Clean Cars II". https://www.oregon.gov/deq/rulemaking/Pages/CleanCarsII.aspx

[22] State of Oregon. 2021. "Advanced Clean Trucks Rule". https://www.oregon.gov/deq/aq/Documents/cfpMHDtruckRulesFAQ.pdf. Note that state authority to implement this rule was revoked by Congress in June 2025; however state authorities are continuing to work with the auto industry to achieve these targets.

[23] As defined by Oregon's Climate Friendly and Equitable Communities Program. https://www.oregon.gov/lcd/cl/pages/cfec.aspx

The Role of Wilsonville

While these State programs will reduce GHG emissions, there are several reasons why cities like Wilsonville still have an essential role to play in addressing climate change.

Firstly, **not all of the City's emissions are addressed by state-wide legislation**. For example, the State does not yet have a commercial or residential building energy and emissions reporting and reduction program in operation; however these buildings produce 37% of Wilsonville's emissions.[24] Municipalities have authorities such as land use policy, zoning, and building permitting which can be leveraged to help expedite a reduction in building energy use and emissions.

Secondly, **the success of state-wide legislation is not guaranteed**. For example, the Clean Energy Targets bill (2021) does not dictate how electric utilities are to achieve the required reductions, nor do municipalities have the authority to control this. This puts the onus on the many participants in the electrical grid to forecast production capabilities for 'new' technologies, retire old assets, invest in and construct new ones, adapt generation, storage, transmission, and distribution networks, and then finally to coordinate sufficiently to ensure that the grid will continue to provide stable, affordable and reliable electricity to agreed service levels. Although there are financial penalties for failure, they do not guarantee success.

Furthermore, much of Oregon's legislation focuses on cleaning the electrical grid and capping fossil fuel consumption while transitioning to electric vehicles. Electric vehicles, population growth, and the installation of clean technologies like heat pumps will increase the demand for electricity across Oregon. **Parallel investments in energy efficiency improvements and local renewable projects would offset this increase in electricity demand** and ease the transition. Cities like Wilsonville can play a role in encouraging energy efficiency improvements and solar photovoltaic systems, which can reduce the burden on the state grid and decrease the likelihood of the demand for electricity exceeding the supply.

Fourthly, **the shift to non-emitting energy sources and to more energy-efficient facilities brings many additional benefits to cities and their residents**. For example, more energy-efficient homes are less expensive to heat and cool than conventional homes. Buildings in which natural gas stoves, furnaces and clothes dryers are replaced with electric models will increase pressures on the electrical grid but will have much healthier indoor air quality.[25]

It's also important to note that many of the costs of adapting to climate change and of repairing infrastructure from damage caused by climate change are borne by municipalities. Repairs to stormwater infrastructure, sewers and roadways are examples of municipal costs that are already increasing due to climate change, and this is requiring cities to redirect money to cover these costs. Municipalities that take

[24] The State has passed House Bill 3409, which will require commercial buildings to meet a Building Performance Standard that is currently in development. Depending on the targets that are developed for this Standard, this will help reduce energy consumption.

[25] Lewis, Tanya. 'The Health Risks of Gas Stoves Explained'. Scientific American. January 19, 2023. https://www.scientificamerican.com/article/the-health-risks-of-gas-stoves-explained/

action now to both reduce emissions and improve resilience are investing to reduce their own future costs. Ultimately, **upgrading this infrastructure comprehensively and early, and investing in local, zero-emissions energy generation, directly reduces the local damage caused by these events and increases the community's resilience, ultimately saving money for the municipality**.

More than a 'Climate Plan'

Municipal climate actions have come a long way since the first climate action plans were written in the early 2000s. In fact in 2025, the financial business case for climate action is just as compelling as the environmental reasons are. This means that it's becoming easier for cities to justify taking these climate actions than to justify continuing with the status quo.

'Clean' technologies are now proven solutions

Some of the most important 'clean' technologies have now been available for decades. Solar photovoltaic (PV) panels for example, have been viable, affordable and commercially available since the 1980s. In the last decade, the labor force has become familiar with solar installation and maintenance, just as HVAC technicians have become skilled in installing air source heat pumps for both space heating/ cooling and water heating. The costs of installing these systems continue to fall as mass manufacturing practices improve.[26] Government policies, net-metering programs, and utility and transmission readiness now make solar PV a straightforward option for municipalities, corporations, and homeowners.

In essence, in 2025 the risks that once would have been associated with adopting 'new technologies' have been largely eliminated.

Taking climate action reduces municipal costs

Municipal climate actions reduce costs in both a city's operating and capital budgets. The costs to heat and cool energy-efficient facilities using zero-emissions sources are already less variable and lower than the costs of using fossil fuels.[27]

[26] According to the Wood Mackenzie Power & Renewables and SEIA's Q1 2025 report: "An average-sized residential system has dropped from… $40,000 in 2010 to roughly $26,880. Recent utility-scale prices range from $16 to $35/ MWh, competitive with all other forms of generation. https://seia.org/research-resources/solar-industry-research-data/

[27] International Energy Agency. "North America: Shares of Renewables" web page. https://www.iea.org/regions/north-america/renewables. Accessed May 27, 2025.

The cost to charge and maintain fleet vehicles is significantly lower than the cost to fuel and maintain ICE vehicles (including the costs of chargers).[28]

Building new developments in existing urban areas - extending buildings upwards rather than extending a city's footprint outwards - reduces municipal costs associated with extending roadways, as well as water, wastewater, fire suppression and power infrastructure out into suburbs. It also avoids the destruction of natural lands and resources that would otherwise be subsumed into urban sprawl.

Climate actions can provide municipalities with new revenue sources

Both climate actions, and the way those actions are implemented can provide opportunities for cities to establish new revenue sources. Here are some examples of ways in which other communities are generating revenue for the City while contributing to a reduction in community emissions:

- Add a climate surcharge to all public parking (as done recently in Portland). This charge reminds people that there is an environmental cost to driving a personal vehicle, and gently discourages the behavior. Funds from this surcharge are directed into improving alternative modes of transportation.
- Charge a congestion tax for high-emissions vehicles when they drive into congested areas of the city (as done in New York City).
- Charge an annual parking fee for residential curbside parking of more than one vehicle per household (as done in Vancouver).
- Sell residual energy or heat generated at city facilities, or from city operations.

In fact, there are many ways in which climate change actions improve a city's ability to thrive and ensure that it endures sustainably in the future. Table 2 provides some of the key 'Thriving City Benefits'; specific examples will be discussed throughout this Plan.

Table 2: Thriving City Benefits.

Benefit	Icon	Description
Economic and Job Growth	EJG	Investments in clean energy, infrastructure, and innovation can create new jobs, attract new industries, and support long-term economic resilience.

[28] McKinsey & Company. Automotive and Assembly. "Why the economics of electrification make this decarbonization transition different." 2023. https://www.mckinsey.com/industries/automotive-and-assembly/our-insights/why-the-economics-of-electrification-make-this-decarbonization-transition-different

Benefit	Icon	Description
Affordability for Residents	AR	Climate action can lower household and business costs over time by reducing energy bills, transportation expenses, and exposure to climate-related damages. This improves long-term home affordability.[29]
Financial Benefits for the Municipality	FBM	Climate actions can significantly reduce a municipality's operating costs through reduced energy consumption, more stable pricing, less maintenance, and even new or increased revenue streams.
Improved Health & Air Quality	HAQ	Cleaner air, expanded green spaces, and safe options for walking and biking contribute to improved physical and mental health across the community.
More Accessible Mobility	AM	Climate action can improve access to affordable, safe, and reliable transportation options such as public transit, biking, and walking.
Improved Energy Security	ES	Distributed renewable energy and energy efficiency improvements help make the power grid more reliable, flexible, and resilient to extreme weather.
Resilient Nature & Biodiversity	NB	Protecting and restoring natural areas supports local biodiversity, improves air and water quality, provides shaded, cooler areas reducing the urban heat island effect, and strengthens community resilience to climate change impacts.
Climate Resilience	CR	Changes such as making buildings more energy efficient helps communities prepare for and respond to extreme weather, flooding, wildfire, and other climate-related risks.
Reduced Waste	WR	Reducing waste decreases greenhouse gas emissions, conserves natural resources, and supports cleaner, more sustainable communities.

Planning Paradigm

Although there are many decarbonization initiatives a city can pursue, they typically fall into one of five strategic approaches, shown in Figure 7. These approaches include: **Avoid, Reduce, Replace, Remove, and Offset**. Wilsonville's CAP was guided in part by prioritizing actions based on the approach they take:

- The top priority is to completely **avoid** activities and fuels that produce emissions.

[29] World Resources Institute. "12 Reasons Climate Action is Good for the United States Economy." https://www.wri.org/insights/12-reasons-climate-action-good-united-states-economy

- This is followed by **reducing** emissions-producing activities, and the amount of energy used through efficiency improvements.
- After efficiency is significantly improved, decarbonization requires **replacing** the use of fossil fuels with zero-emissions energy sources to satisfy the remaining energy demand.
- Protecting existing natural systems (such as trees and wetlands) and technological systems (such as carbon capture and sequestration) to **remove** emissions from our atmosphere. While these are useful, they can only sequester a small amount of the emissions we continue to produce.
- Finally, if the community has emissions it is currently unable to eliminate, the concept of 'offsets' allows the community to pay someone else to eliminate more of their emissions instead. This approach can be useful, however in practice it has significant challenges. This approach should only be used if no alternative is available, and until a better option is found.

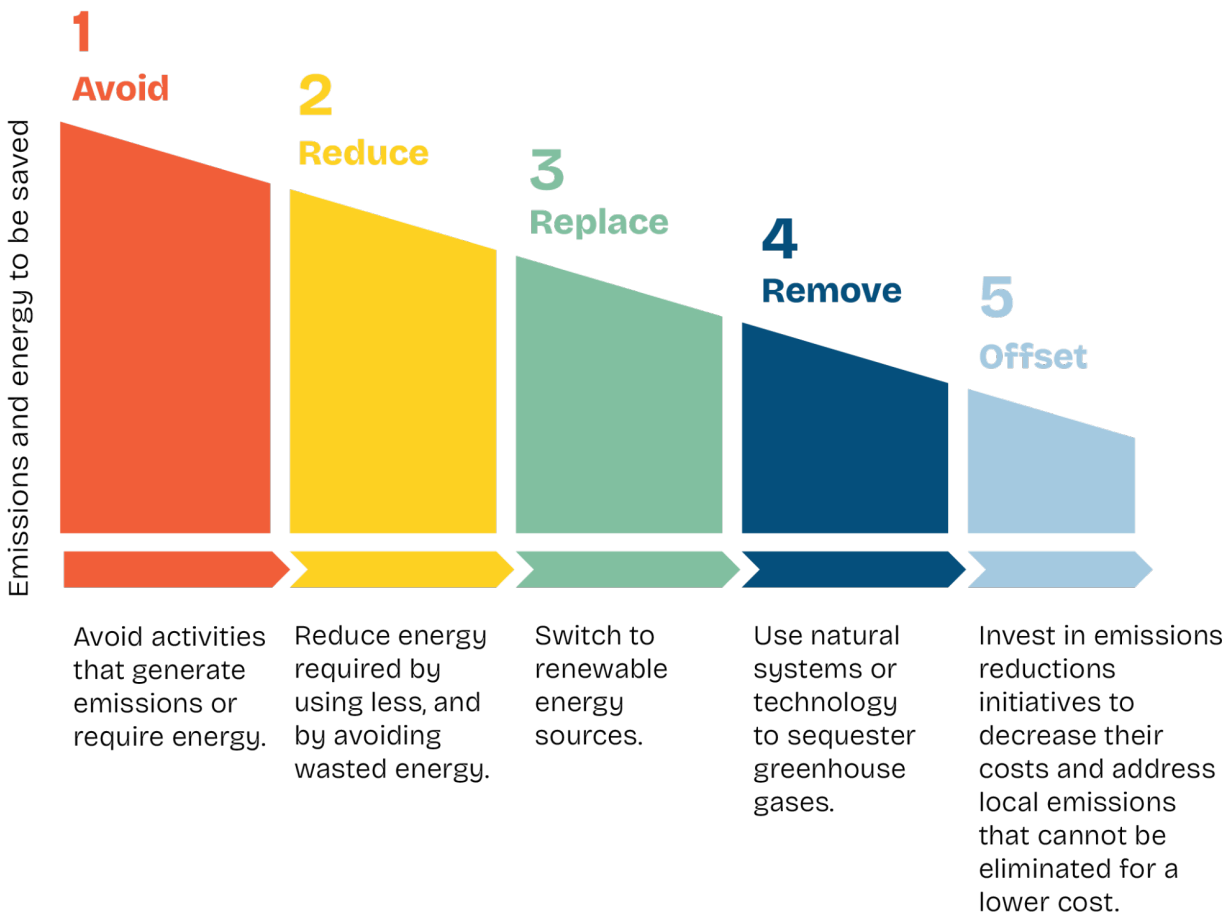

Figure 7: ARRRO Planning Philosophy.

Wilsonville's Current and Future Energy Use and Emissions

2018 Inventory

Using the ScenaCommunity methodology, the project team compiled a community-wide energy and GHG emissions inventory for one calendar year, drawing on data from the City of Wilsonville, State and federal agencies, and other sources. The inventory is organized into five key sectors: transportation, commercial buildings, residential buildings, industrial facilities, and solid waste. The year 2018 was selected as the baseline because it provided the most comprehensive and consistent data across all sectors.

Figures 8 and 9 illustrate energy consumption and GHG emissions in Wilsonville for 2018. **In that year, the community of Wilsonville consumed 179 metric million British thermal units (MMBtu) of energy per person or 4,200,000 MMBtu community-wide, and emitted 12 metric tons of carbon dioxide equivalent (MtCO2) per person, or approximately 285,000 MtCO2e community-wide.**[30]

The transportation sector was the largest consumer of energy, accounting for approximately 50% of total use. Residential and commercial buildings each represented about 19%, while industrial facilities comprised the remaining 13%. GHG emissions followed a similar pattern, with transportation responsible for 48% of emissions. Commercial buildings contributed 21%, residential buildings 16%, industrial facilities 14%, and solid waste less than 1%.

[30] For comparison, in 2019 the City of Tigard consumed 129 MMBtu of energy and emitted 10.7 MtCO2e of emissions per person.

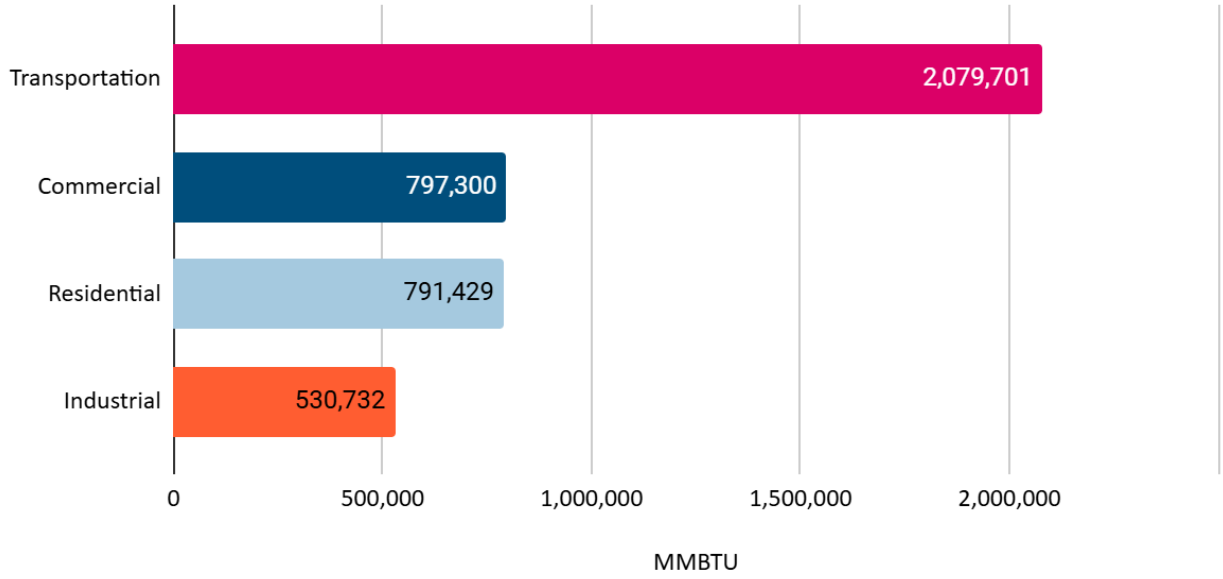

Figure 8: Wilsonville's 2018 energy consumption (MMBTU) by sector.

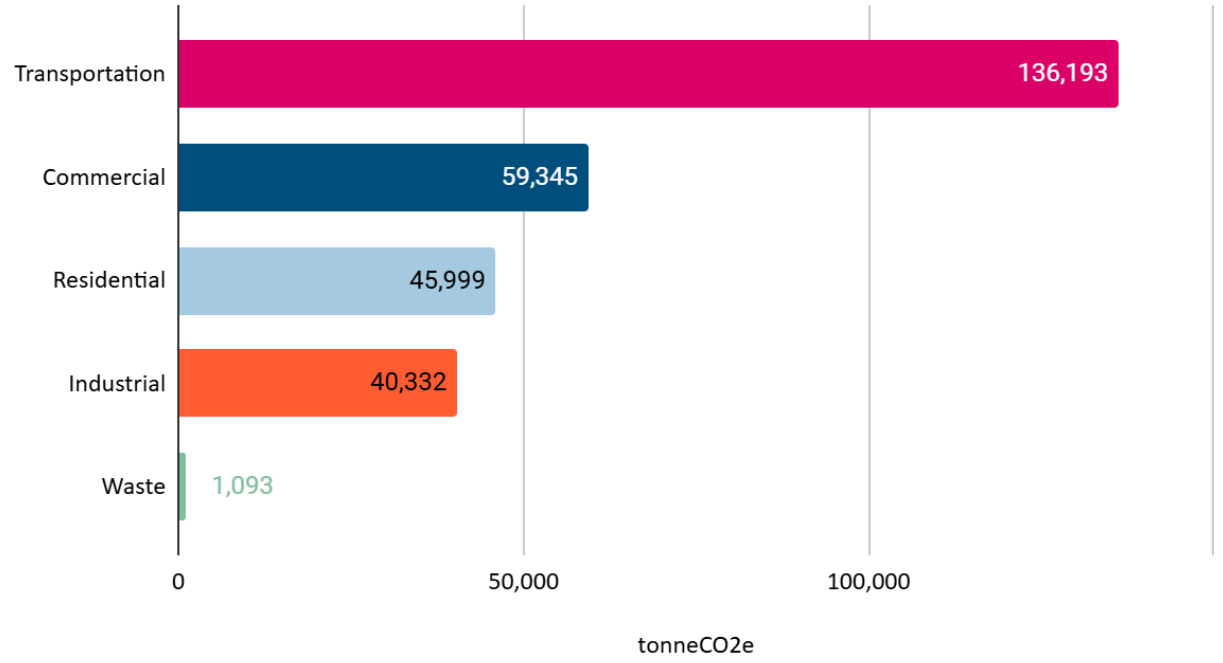

Figure 9: Wilsonville's 2018 GHG emissions (tCO2e) by sector.

Transportation was the largest source of both energy use and emissions, driven by the City's high rate of vehicle use. In 2018, an estimated 93% of trips in Wilsonville were made by personal vehicles. Even short trips tend to be made in vehicles: 86% of trips that were less than one mile were made in personal

vehicles. This indicates an opportunity to reduce GHG emissions by encouraging a mode shift to more sustainable forms of transportation, including walking, biking, and transit, especially for shorter trips. Cities can encourage this by investing in active transportation infrastructure such as bicycle lanes and permitting denser, mixed-use developments.

Commercial and residential buildings were the second largest source of emissions, contributing a combined total of 42% of GHG emissions. Natural gas accounts for approximately 42% and 30% of GHG emissions in residential and commercial buildings, respectively, in the baseline year. Most of the remaining GHG emissions come from grid electricity. This highlights the importance of transitioning away from natural gas use by installing heat pumps in buildings and decarbonizing the electrical grid.

Future Business as Usual Scenario

After the baseline inventory was completed, a business as usual (BAU) scenario was modeled. The scenario forecasted Wilsonville's energy use and GHG emissions annually out to the year 2050 if no changes are made to the City's buildings, transportation patterns, energy sources, and technologies, and the City's population increases over this time by 30% (1% annually).

Figures 10 and 11 show that in the BAU scenario, between 2018 and 2050, Wilsonville's projected energy consumption and GHG emissions will both increase by 22 - 23%. Transportation emissions would slightly decrease during this period due to improved fuel standards and an uptake in electric vehicles, while industrial emissions slightly increase. Most of the new energy and GHG emissions would be associated with new residential and commercial buildings to support the City's population growth and economic development.

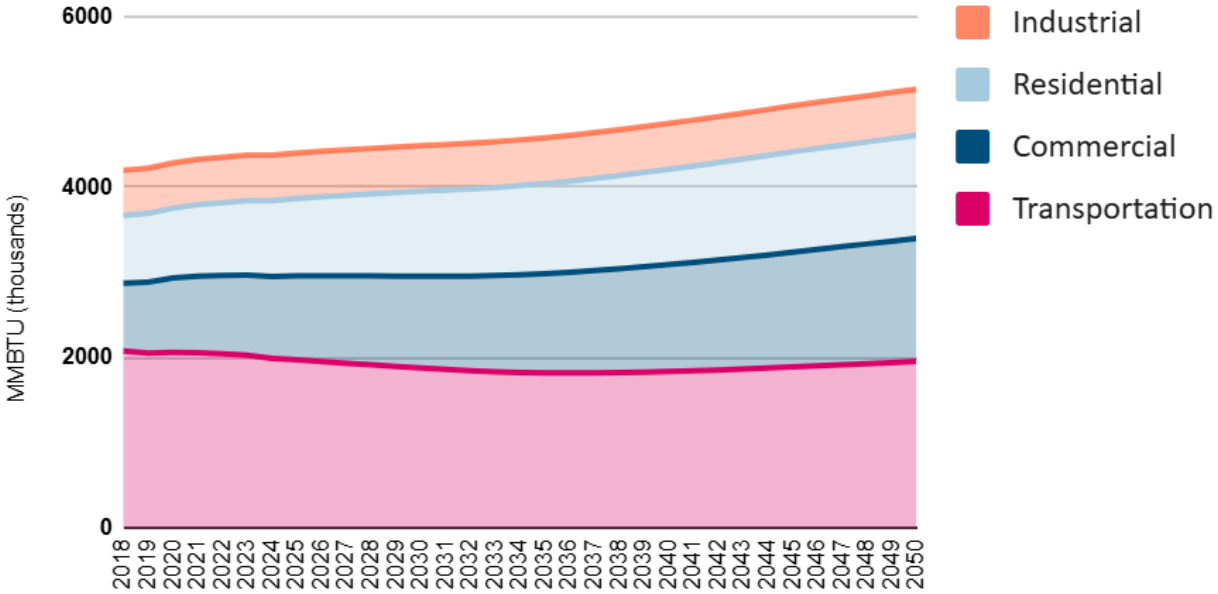

Figure 10: Wilsonville's energy consumption (MMBTU) by sector in the BAU scenario, 2018 - 2050.

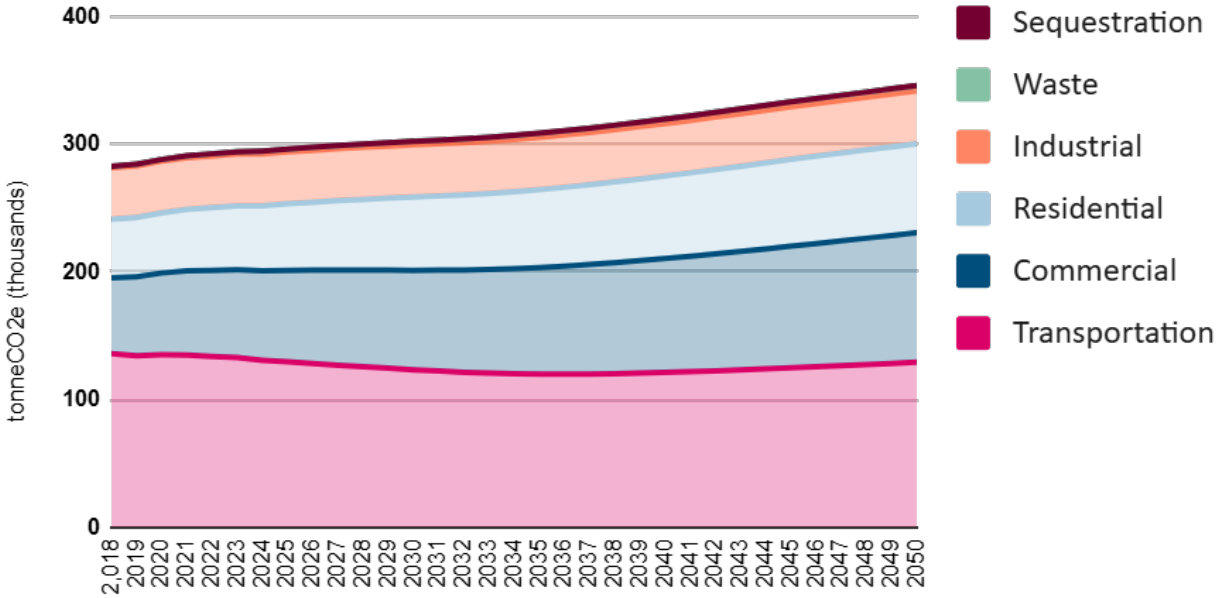

Figure 11: Wilsonville's GHG emissions (tCO2e) by sector in the BAU scenario, 2018 - 2050.

Two Future Business as Planned (BAP) Scenarios

After the BAU scenario, two Business as Planned (BAP) scenarios were modeled. **Both BAP scenarios illustrate the impact of Wilsonville's and Oregon's existing, approved legislation, plans and policies on the community's future energy use and GHG emissions.** Specifically, both BAP scenarios assume that Oregon fully implements the current Advanced Clean Cars II and Advanced Clean Trucks standards. This means that the results show the impact of a) all new light-duty vehicles being electric or plug-in hybrid electric, and b) a growing share of new medium- and heavy-duty vehicles being zero-emissions, by 2035. Both scenarios also reflect the assumption that building codes continue to improve regularly, making new buildings more energy efficient, and that 1.5% of existing buildings are weatherized annually through Oregon's Healthy Homes Grant Program.

BAP without and with Grid Improvements

The only difference between the two BAP scenarios is the emissions factor of the electrical grid.

The first BAP scenario (BAP without Grid Improvements) assumes that the GHG reduction targets required by Oregon's Clean Energy Targets Bill are not met, and the electrical grid emissions factor remains at current levels.

The second BAP scenario assumes that the GHG reduction targets set by Oregon's Clean Energy Targets bill are achieved, resulting in 100% renewable electricity by 2040.

Energy Consumption

The amount of energy consumed by the community is the same for both BAP scenarios, all the way out to 2050. The graph in Figure 12 shows Wilsonville's projected annual energy consumption for both BAP scenarios, by sector, out to 2050. Overall, in this time period, energy consumption would decrease by approximately 2%.

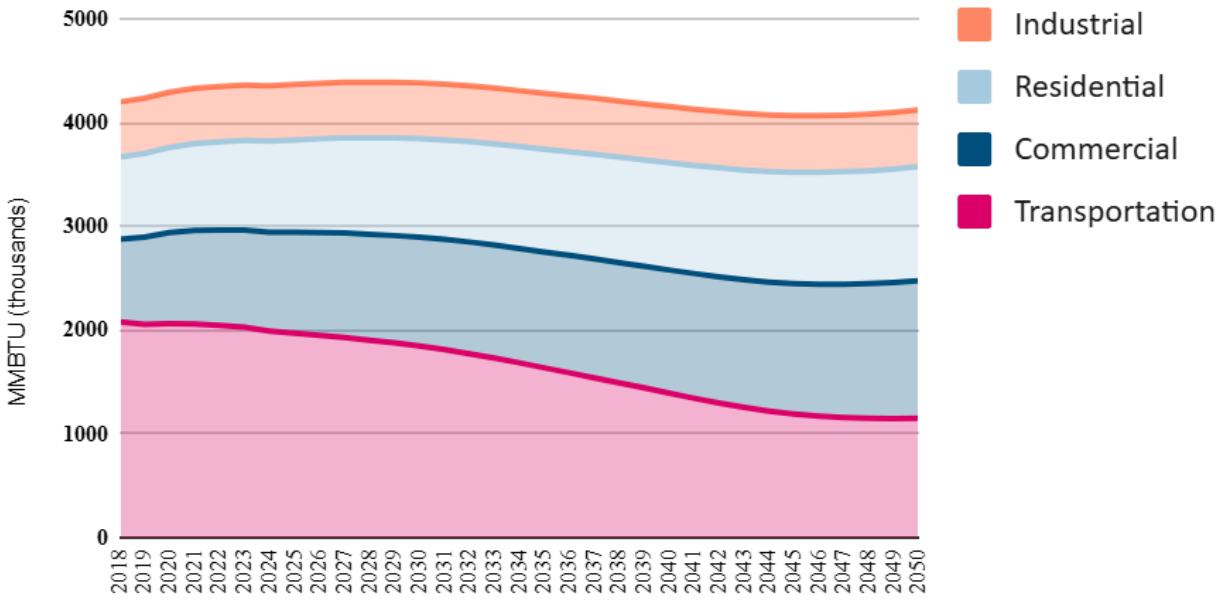

Figure 12: Wilsonville's energy consumption (MMBTU) by sector in the two BAP scenarios, 2018 - 2050.

In the transportation sector, the reduction in energy consumption is almost 50%. This is due to the fact that electric and hydrogen vehicles are both much more energy-efficient than gas and diesel-powered vehicles. So, as Wilsonville's vehicles are switched to zero-emissions models, the total energy required for transportation falls significantly.

This improvement, however, is almost entirely offset by increases primarily in energy consumption in the residential and commercial building sectors. This tells us that from the perspective of energy demand, the current rate of building code improvements will not keep up with the impact of population and economic growth in Wilsonville.

Greenhouse Gas Emissions

The greenhouse gas emissions produced in the two BAP scenarios are different. This is shown in Figure 13.

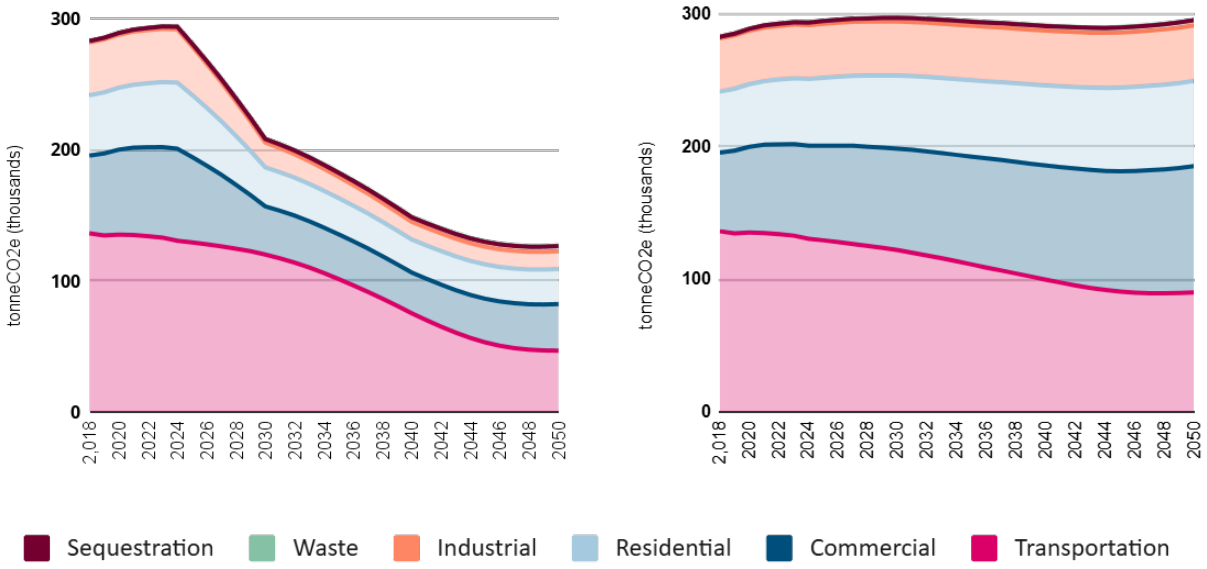

Figure 13: Wilsonville's GHG emissions (tCO2e) by sector in the BAP scenarios with grid emission reductions (left) and without grid emission reductions (right), 2018 - 2050.

Comparing emissions in these two scenarios allows us to see the importance of decarbonizing the electrical grid to overall GHG emissions reductions in Wilsonville (and the State as a whole). In the scenario where Oregon meets its electrical grid emissions reduction targets, Wilsonville's total GHG emissions decline by 55% by 2050. In contrast, if the grid continues with the same energy mix it had in 2018, Wilsonville's total emissions in 2050 will be 4% higher than they were in 2018 - even if existing trends (such as EV adoption) continue, and other existing energy efficiency plans are completed.

Two things become clear from this:

1. Current rates of 'clean technology' adoption combined with Wilsonville's existing initiatives will not be sufficient to meet the community's emission reduction goals. More effort is required.
2. The decarbonization of electricity - both on the grid and with local renewable systems - is critical to reducing emissions and to providing a long-term source of energy for the majority of Wilsonville's energy needs.

Two Future 'Low Carbon' Scenarios

The project team used the results of the BAU and BAP scenarios to select a set of 'low carbon' actions that would effectively reduce Wilsonville's energy use and eliminate the community's greenhouse gas emissions. Several factors were considered when selecting these actions. These included:

- The climate action planning paradigm introduced earlier in the report;
- The necessity of the action to reach the State's climate goals on the timeline required;
- Selecting actions that would maximize the community's economic development in future growth industries;
- Making life more affordable for Wilsonville's residents and businesses;
- Reducing the City's long-term operating costs, and improving the resilience of its infrastructure; and,
- The City's authority to carry out the action.

The selected actions were then laid out on a specific timeline to ensure that they build upon each other to optimize benefits to the community and take the greatest advantage of financial investments involved. They were modeled on top of (or in addition to) the BAP without Grid Improvements scenario. This final combination of actions on a timeline is the Low Carbon (or LC) scenario. It is described in the next section of this Plan, entitled Low-Carbon Actions. They constitute a pathway for Wilsonville to reach its GHG reduction goals, and to ensure long-term economic and social sustainability for the community.

LC without and with Grid Improvements

As with the BAP scenarios, two variations of the low-carbon actions were modeled. In the first scenario, the electrical grid does not decarbonize; instead, the electricity emissions factor remains at its current level. This is the Low Carbon without Grid Improvements (LCWOG) scenario. In the second scenario, the grid does switch to zero-emissions, renewable energy sources by 2040. This is the Low Carbon with Grid Improvements (LCWIG) scenario.

Energy Consumption

As with the BAP scenarios, future energy consumption is the same for both LC scenarios. Energy consumption in the LC scenarios are, however, much lower than in any of the BAU or BAP scenarios. By implementing the actions in the Low Carbon scenarios, Wilsonville's total energy consumption decreases by 41% between 2018 and 2050. Figure 14 displays the projected energy consumption for the Low Carbon scenarios.

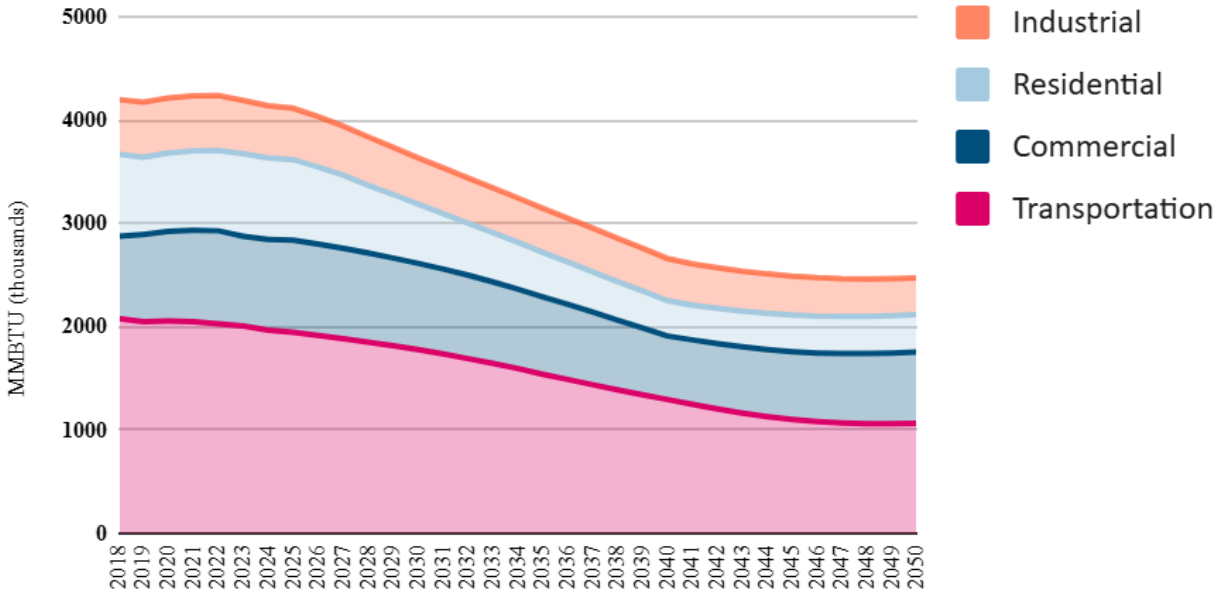

Figure 14: Wilsonville's energy consumption (MMBTU) by sector in the two Low Carbon scenarios, 2018 - 2050.

This reduction is due to a number of important changes:

1. The actions include making both existing and new buildings significantly more energy efficient in the very near future. This reduces the energy that will be required to heat and cool buildings, even as the population grows and new construction continues.
2. Switching from furnaces (even high-efficiency furnaces) to emissions-free heating and cooling systems like heat pumps increases energy efficiency from approximately 96% to 300-400% efficiency. This dramatically reduces total energy consumption in the community.
3. Gas and diesel vehicle engines are only approximately 25% efficient; this means that 75% of the fuel purchased to run an ICE vehicle is lost in the combustion process and in heat, and is not used to actually move the vehicle.[31] On the other hand, electric and hydrogen-fueled vehicles are approximately 87% efficient. As a result, as more ICE vehicles are retired and replaced with zero-emission vehicles, much less energy is required to transport goods and people, even as the population increases.

These reductions in energy consumption translate into long-term financial savings in the form of avoided energy costs for all Wilsonville residents, businesses, and for the City.

[31] U.S. Environmental Protection Agency. "Electric Vehicle Myths" webpage.

Greenhouse Gas Emissions

The pathway of the modeled low carbon actions alone (i.e. without considering the impact of the electrical grid) reduces Wilsonville's total annual emissions by 69% (from 282,963 MTons in 2018 to 86,850 MTons) in 2050. This is a dramatic reduction that highlights how effective local action is, and how important Wilsonville's implementation of these actions will be to ensure the community has a sustainable future. The impact of individual actions, and groups of actions, are described in the Low Carbon Actions section of this document.

There is also a difference in the emissions produced by the two LC scenarios. This is shown in Figure 15.

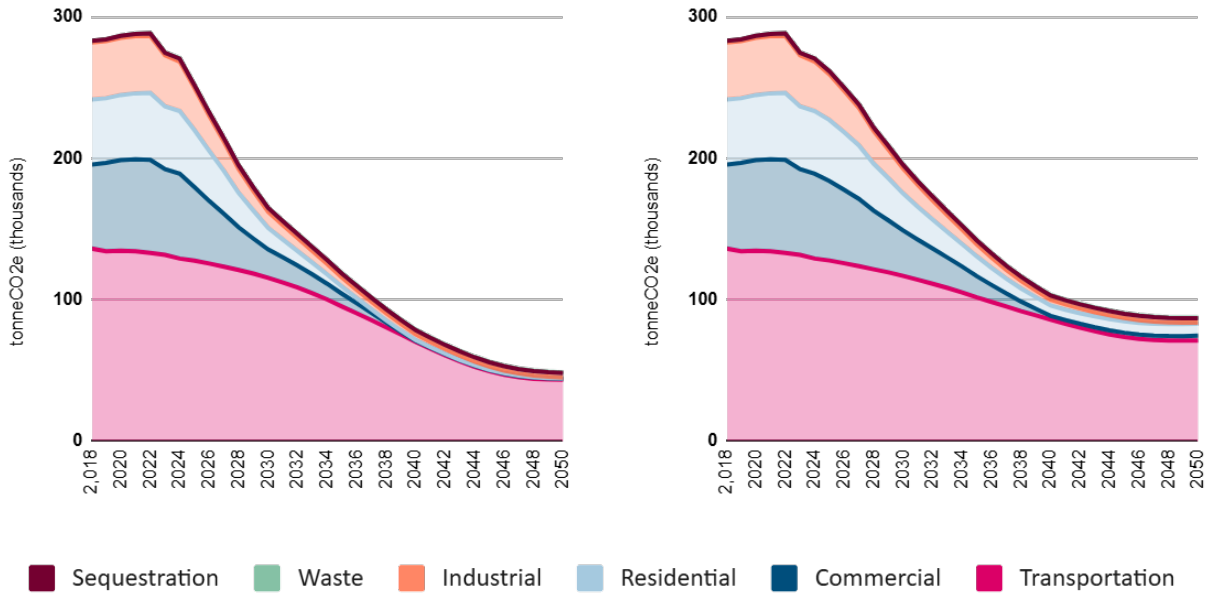

Figure 15: Wilsonville's GHG emissions (Thousands of Mt CO2e) 2018 - 2050, by sector in the Low Carbon scenarios. Low Carbon with Grid Improvements (LCWIG) is on the left, and Low Carbon without Grid Improvements (LCWOG) is on the right.

In the Low Carbon with Grid Improvement (LCWIG) scenario, Wilsonville's total emissions fall by 58% in 2035 (exceeding the State's 2035 goal by 13%), and 83% in 2050 (exceeding the State's goal by 3%. By contrast, while the LCWOG scenario also reduces emissions by 58% by 2035, by 2050, it has only eliminated 69% of Wilsonville's emissions.

The Social Cost of Carbon

The difference between the two LC scenarios is most evident in the fact that the LCWIG scenario achieves significant emission reductions much sooner than the LCWOG scenario.

This is significant because reducing emissions **rapidly** is crucial to avoiding the most catastrophic effects of climate change. Those catastrophic effects are realized as costs society must pay to repair damaged and destroyed infrastructure, expand stormwater capacity and backup power, increase healthcare services for heat stroke, crop treatments for new pests and diseases, and support for residents without access to cool buildings and clean water during storm events.

This concept of the cost to society of not addressing climate change is called the **'social cost of carbon' (or SCC)**. Resources for the Future provides regularly updated calculations of the SCC in the U.S. for each decade into the future. Their current calculation of the SCC is $226 USD / Metric ton of emissions.[32]

The concept of assigning a societal cost to each ton of emissions released helps us understand the long-term, financial value of reducing our emissions as fast as possible. In the case of Oregon's electricity grid, if it can switch to 100% clean, renewable power by 2040 (as in the LCWIG scenario), this will eliminate over 441,000 **more** Mtons of emissions from Wilsonville, between 2018 and 2050, than the LCWOG scenario. Using the social cost of carbon, we can translate these avoided emissions into a value of $99,666,000 in avoided social costs.

Furthermore, a large portion of the costs (up to 88% in some studies[33]) imposed by the impacts of climate change are borne by local and state governments. This makes sense: as climate change increases, the frequency and severity of damaging storms, excessive heat, and power outages also increase, and the impact of this plays out intensely in urban settings. The infrastructure that is damaged from waste and stormwater networks, to roads and public buildings, and to utility services - is often municipally-owned or managed. This can leave a municipality unable to provide services when they are needed most and also struggling to pay for extensive and regular repairs.

It is in every municipality's interest to support the State in its efforts to decarbonize the grid by 2040, and to take every action within the city's authority to reduce its community emissions.

Summary

Five future energy and emissions scenarios were modelled for Wilsonville. Figure 16 shows the emissions reductions associated with each scenario, alongside the reduction targets (from Executive Order 20-04[34]) of 45% by 2035 and 80% by 2050 relative to 2018 levels.

[32] This is the SCC value for the year 2030 from the Resources for the Future, 'Social Cost of Carbon Explorer' website. https://www.rff.org/publications/data-tools/scc-explorer/. Accessed June 18, 2025.

[33] Wesseller, Sarah. Yale Climate Connections. "Stuck with the bill: Local governments deluged with rising climate damage costs." https://yaleclimateconnections.org/2022/09/stuck-with-the-bill-local-governments-deluged-with-rising-climate-damage-costs/. Accessed June 18, 2025.

[34] Executive Order 20-04 uses 1990 as a baseline. For this plan, 2018 was selected as a baseline year for the target as 1990 data for the City of Wilsonville is not available.

The Business-as-Planned with Grid Improvements (BAPWIG) scenario, which reflects existing state-level policies including grid decarbonization, achieves only a 55% total reduction in emissions by 2050.

The Low Carbon without Grid Improvements (LCWOG) scenario, which includes state-level policies (excluding decarbonization of the electricity grid) and local climate actions, only achieves a 69% reduction by 2050.

Only the Low Carbon scenario with Grid Improvements (LCWIG) scenario meets the State's goal to reduce emissions by at least 80% by 2050.

This highlights the fact that both state-wide and local actions will be essential to achieving Wilsonville's long-term climate goals. It also indicates that Wilsonville should both support the State's legislation and encourage as much local renewable electricity generation as possible, for the benefit of its community members and itself corporately.

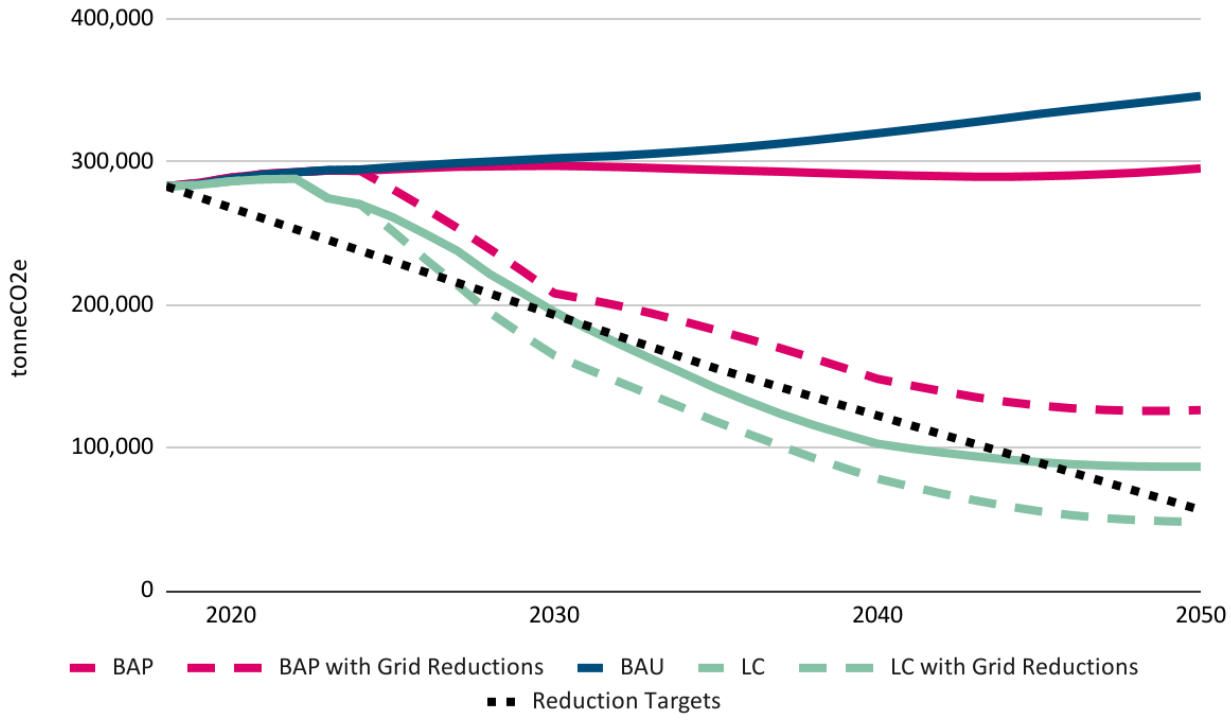

Figure 16: Summary of Wilsonville's GHG emissions (tCO2e) by scenario, 2018 - 2050.

Low Carbon Actions

Overview

This section explores what climate actions are, specifically as compared to implementation measures. It then discusses the specific actions included in Wilsonville's Low Carbon scenarios, and the impact each can have on emissions and on the community's overall well-being into the future.

What is a climate action?

Climate actions provide a clear description of the extent and speed of change that is factually required to meet the community's goals. They are not intended to reflect how politically palatable or operationally feasible the action may be. Rather, they provide a scientifically based 'guiding star'. The timeline of climate actions in this Plan are a reference to compare the community's progress to ensure Wilsonville remains on track to meet its goals.

Climate actions are also modellable. This means they are expressed as a quantifiable change that occurs over time, like the following. (Note that this is not a real action from Wilsonville's Climate Action Plan.)

'Beginning in 2028, 35% of all new vehicles sold in Wilsonville will be electric vehicles.'

What is an implementation measure?

Climate actions do not describe **how** this will be achieved - whether it will be through incentives, regulations, etc. **Implementation measures describe the programs, policies, incentives and other tools the City will deploy to ensure that the climate actions are achieved.** An initial set of Implementation Measures that have been reviewed by Wilsonville's staff is provided in Appendix A. These constitute a starting point that will need to be reviewed and revised regularly and quickly become more ambitious to realize the benefits described in this Plan.

Emissions Impact Summary

The impact of each of Wilsonville's climate actions is shown in Figure 17 and 18. These are wedge diagrams. The line that runs almost horizontally across the top of the graph represents Wilsonville's emissions in the BAU scenario, if no actions are taken to address climate change. Below are a series of colored wedges, each of which represents the impact of one of the actions described below.

Figure 17 highlights the LCWIG scenario (in which the electricity grid is fully decarbonized by 2040), and Figure 18 highlights the LCWOG scenario (in which the state grid targets are not achieved). If the latter

scenario occurs, further local actions (in addition to what was modeled like maximizing rooftop solar potential and procuring green electricity) will become critical for Wilsonville to meet its climate goals.

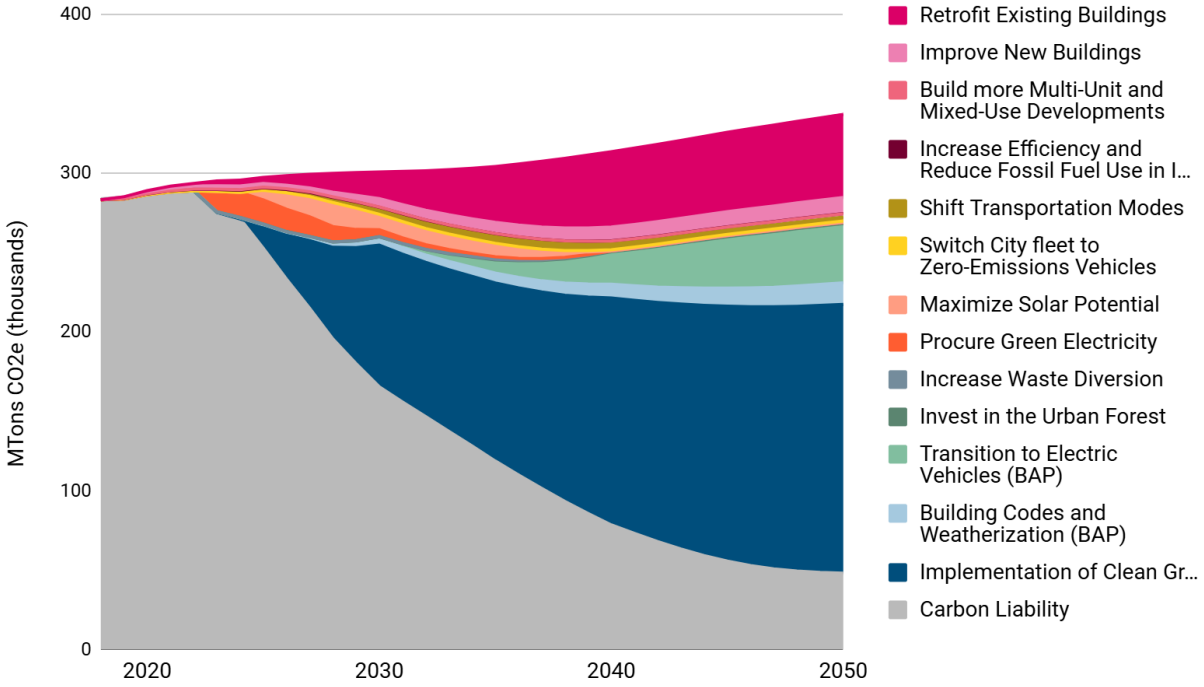

Figure 17: Emission reductions over time for each action in the Low Carbon with Grid Improvements (LCWIG) scenario.

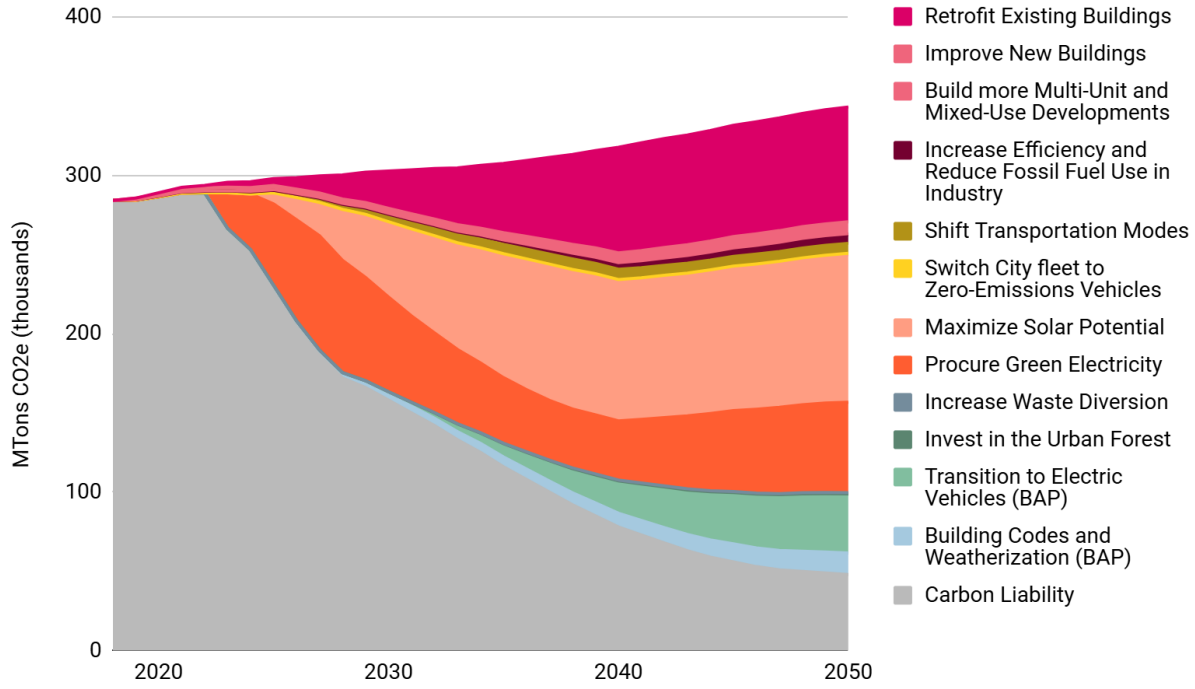

Figure 18: Emission reductions by action in the Low Carbon without Grid Improvements (LCWOG) scenario.

These diagrams illustrate that many actions initially only reduce a small amount of emissions, but their impact grows rapidly over time. This illustrates the importance of starting this work immediately.

City Leadership

The first few years of many of these actions are critical to 'normalizing' these changes, helping Wilsonville's residents, businesses and City staff become familiar with them. As people begin to adopt heat pumps, install solar systems and switch to EVs, these actions will become 'normal'.

Monitoring the challenges encountered in those first few years and adapting quickly will be a key way that the City of Wilsonville can ease and speed up the transition. For example:

- Changes may be required to City permitting processes to ensure that installing heat pumps is as easy or easier than installing a furnace.
- Construction workers will need to be taught new building standards and more solar PV installers may be required. The City can work with the State, community colleges and trade programs to anticipate this need and develop programs to ensure a sufficient local work force is available and ready to benefit from the demand for their skills.
- Additional EV charging infrastructure and energy storage will be required, but where and how quickly will require analysis and planning.

- Active transportation infrastructure can be implemented and adjusted quickly to ensure it adapts to residents' needs and makes them feel comfortable enough to continue using it.
- Retrofitting the City's own facilities, setting higher energy standards for its own new corporate buildings, and switching its own fleet to zero-emissions vehicles are also vital ways the City should demonstrate leadership in taking action on climate change. Taking these steps will also help educate the community, and support the development of a local, skilled workforce.

If the City of Wilsonville takes a proactive, flexible, and supportive approach to these initial years, the benefits of these changes quickly become self-evident, and the changes will become self-perpetuating. As implementation continues, the City will need to actively monitor and report on the programs, policies, incentives and educational initiatives, and the progress being made. Many of these City initiatives will require regular updates to improve uptake or ensure that the desired changes are accelerating.

Wilsonville's Climate Actions

The next section of the Plan describes the low-carbon actions that the City of Wilsonville can either directly control, lead, or strongly influence. There are ten climate actions grouped into five categories:

- Buildings and Industry
- Transportation
- Renewable Energy
- Solid Waste
- Green Infrastructure

For each sector and/ or action, the following is provided:

- Identification of the sources of emissions in Wilsonville that will be reduced by the action.
- A description of the action, and how it interacts with other actions to maximize emissions reductions, cost savings, and other benefits.
- The specific wording of the action that was modeled.
- A high-level indication of the up-front cost/savings and long-term cost/ savings to implement the action.
- Icons indicating how the action also supports Wilsonville's ability to thrive economically and socially by addressing additional urban challenges. (These icons are described in Table 2: Thriving City Benefits Legend.)

Buildings & Industry

Buildings are responsible for just over half of Wilsonville's GHG emissions. In 2018, residential and commercial buildings were responsible for 37% of the City's emissions, while industry was responsible for another 14%. Given the scale of these emissions, three Low Carbon actions were developed for buildings

and industry. These include retrofitting existing buildings, improving new buildings, and improving industrial efficiency.

Retrofit Existing Buildings

This action also provides the following Thriving City benefits: Affordability for Residents, Financial Benefits for the Municipality, Economic and Job Growth, Improved Health and Air Quality, and Improved Energy Security

The City of Wilsonville has a relatively new housing stock, with nearly half of all residences having been built after 1999. And whereas 25% of homes across Clackamas County as a whole were built before 1969, only 3% of homes in Wilsonville existed before this date. This reflects the City's significant growth over the past two decades.

Despite this however, energy used to heat and cool, light, and run appliances in Wilsonville's residences produced 16% of the community's total emissions in 2018. Energy used in commercial buildings was responsible for a further 21% of total emissions in the same year.

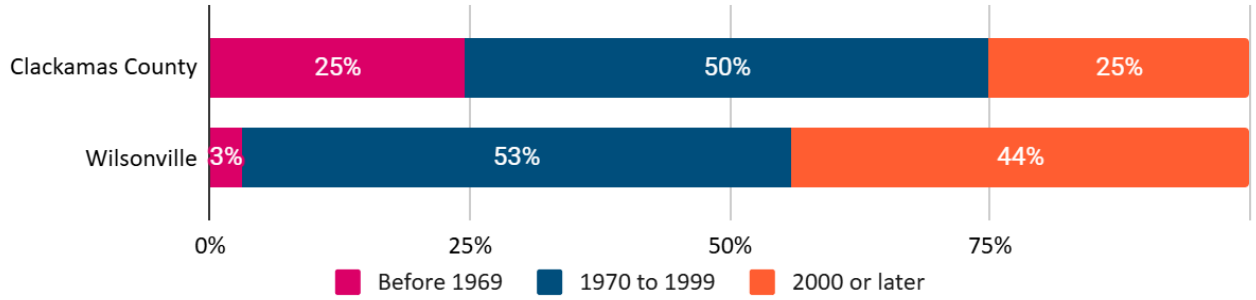

Figure 19: Era of construction for residential buildings in Clackamas County and Wilsonville, 2023.[35]

Emissions from energy used in both residential and commercial buildings must be reduced first by retrofitting the buildings to be more energy efficient. These retrofits often include upgrading insulation and windows, sealing air leaks, and upgrading to more energy efficient windows and doors. Fossil fuel heating systems and appliances must then be replaced with zero-emissions alternatives such as electric heat pumps (with or without backup electric resistance heat) for space heating and cooling, and for domestic water heating.

These upgrades provide long-term energy cost savings for owners and tenants. They also reduce the amount of temperature fluctuation within a building and delay the impact of power outages on indoor temperatures. In addition, the removal of natural gas and wood furnaces improves indoor air quality and provides healthier living spaces particularly for children and those with respiratory ailments.

[35] Source: American Community Survey 2023 5-Year Data, Table B25034.

Immediate Cost and Long-Term Savings

The up-front cost to retrofit buildings depends on the condition and age of the building. Because most of Wilsonville's buildings were constructed after 2000, less retrofit work will likely be required, and the associated cost will also be lower than in older communities.

Retrofitting buildings provides secure, long-term cost savings to homeowners, businesses and to the City in terms of its own facilities. On other projects SSG has worked on in Oregon, the average household that underwent retrofits and conversion to zero-emissions systems saved more than $1000 annually in energy costs.

Modeled Action

Beginning in 2025, existing buildings in Wilsonville are gradually retrofitted to reduce thermal energy consumption by 40% and plug load energy consumption by 10%. By 2040, all existing buildings have been retrofitted to this standard.

Emissions Reduction

Between 2025 and 2050, this action will eliminate a total of 463 kt CO2e in residential buildings and 579 kt CO2e in commercial buildings. Together this constitutes 25% of the total emissions reductions achieved by this Plan.

Improve New Buildings

This action also provides the following Thriving City benefits: Affordability for Residents, Improved Health and Air Quality, Improved Energy Security

In Oregon, building codes are adopted at the state level, and all local jurisdictions, including the City of Wilsonville, are required to enforce the statewide code. The state typically updates its building codes every several years to align with international standards and best practices.[36] As a result, the City does not have the authority to mandate more stringent requirements for new buildings than those set by the state.

However, the City can encourage or incentivize developers to adopt Oregon's optional Residential and Commercial Reach Codes, which go beyond the base code to improve energy efficiency. Under the 2023 Residential Reach Code, new dwellings must follow one of three compliance paths: the ENERGY STAR Single-Family New Homes National Program, the U.S. Department of Energy Zero Energy Ready Home Program, or the Passive House US (Phius) 2021 Certification.[37]

[36] https://www.oregon.gov/bcd/codes-stand/pages/codebook-history.aspx

[37] https://www.oregon.gov/bcd/codes-stand/Pages/reach.aspx

Given this context, while the BAP scenarios assume that the State will adopt new building codes every five years, the LC scenarios include actions reflecting the City's ability to incentivize, and otherwise ensure that more buildings achieve higher energy efficiency standards.

Immediate Cost and Long-Term Savings

On average, the construction of new buildings to a net-zero emissions standard generally increases the up-front costs by 4% relative to building to code. This incremental cost is quickly offset by significantly lower energy costs the building will require. This is because the energy required by the building will be provided largely by on-site renewable energy systems that will provide power almost for free[38] for the life of the building.

In the context of increasing affordable housing, building to a net-zero standard significantly improves the long-term affordability of home ownership.

Modeled Action

By 2030, 25% of new buildings constructed in Wilsonville meet net-zero standards; by 2040, this standard is met by 50% of newly constructed buildings.

Emissions Reduction

Compared to the Business as Planned scenario, this action will reduce GHG emissions by 152 ktCO2e in residential buildings and 154 ktCO2e in commercial buildings between 2025 and 2050. Together this constitutes 7% of the total emission reductions achieved by the actions in this Plan.

Build more Multi-Unit and Mixed-Use Developments

This action also provides the following Thriving City benefits: Affordability for Residents, Improved Health and Air Quality, More Accessible Mobility

Encouraging more multiunit and mixed-use development is a key strategy for reducing GHG emissions. These types of developments typically support more efficient land use, reduce the need for car travel, and make it easier for residents to bus, walk, or bike to destinations. These developments also increase housing diversity and affordability. As noted earlier, Oregon's Climate Friendly and Equitable Communities (CFEC) program requires cities to plan for a Climate Friendly Area, which must be well-served by multi-modal transportation, and be large enough to accommodate 30% of housing needs.

Within the Portland metropolitan areas, existing centers included in the 2040 Growth Concept are considered Climate Friendly Areas, including Wilsonville's Town Center.[39] The Town Center area was

[38] PHIUS reference will be added.

[39] https://www.wilsonvillelibrary.org/citycouncil/page/city-council-15

updated in 2019 to be a walkable, mixed-use, and transit-supportive area, and is consistent with CFA requirements. This action is based on these state requirements.

Immediate Cost and Long-Term Savings

Multiunit residential buildings can be more expensive to construct than single-family homes. However, when they are planned in coordination with transportation and infrastructure planning, many of these incremental costs can be reduced significantly. For example, a community with less land dedicated to vehicle parking is much less expensive for a developer to build. If that community is also provided with access to excellent walking, biking and transit, the residents will also be able to travel as required without having to own a personal vehicle. This reduces the cost burden on residents for transportation and makes life much more affordable overall.

Modeled Action

30% of Wilsonville's new housing will be built in the Town Center area of the city.

Emissions Reduction

This more compact development will reduce GHG emissions by 15 ktCO2e between 2025 and 2050 relative to the BAP scenario. This constitutes only 0.4% of the total emissions eliminated by this Plan; however, this action enables subsequent actions to achieve larger emissions reductions.

This action aligns with:

- Wilsonville Town Center Plan (2019)

Increase Efficiency and Reduce Fossil Fuel Use in Industry

This action also provides the following Thriving City benefits: Economic and Job Growth, Improved Energy Security

Industry plays a key role in Wilsonville's local economy, and in 2018 was responsible for 14% of the community's total emissions. One of the most effective actions the City can take is to encourage or require local industry businesses to invest in energy efficiency improvements. These types of changes include upgrading to more efficient motors and HVAC systems, upgrading the efficiency of fans, ensuring all lighting is LED, and optimizing compressed air systems.

Manufacturers can also reduce energy consumption and emissions by adopting ongoing behavior and process improvement methodologies such as Lean Continuous Improvement[40], maximizing circularity, replacing treated water with recycled water for cooling processes, etc.

[40] Michigan Tech. 'What is Lean' web page.' https://www.mtu.edu/improvement/learn/what/

In addition to improving efficiency, industrial operations in Wilsonville will need to significantly reduce their use of fossil fuels. In 2018, fuel oil, propane and natural gas accounted for just over 40% of Wilsonville's industrial energy consumption. As noted earlier, Oregon's Climate Protection Program set a declining cap on GHG emissions from fossil fuels, with a goal of reducing emissions by 90% by 2050 from 2017 to 2019 levels.

The climate action for industry reflects these two parts: improving energy efficiency and replacing fossil fuels with electricity.

Immediate Cost and Long-Term Savings

Industrial energy efficiency and decarbonization measures have varying levels of cost associated with them. Process improvement initiatives can produce significant results at a low cost; whereas replacing a blast furnace with an arc furnace in a steel manufacturing facility can be very expensive.

Many changes however, such as upgrading motive equipment[41] and investing in variable speed fans can be timed to align with regular equipment maintenance and replacement schedules, to spread the impact of additional costs over time. Upgrading to more efficient equipment often reduces a company's energy costs, providing them with long-term cost savings. In addition, many successful industrial and manufacturing companies are familiar with the need to invest upfront to reduce their long-term operating costs and are willing to do so. However, they may be unaware of the new, energy-efficient, and 'decarbonized' technologies their business could benefit from. Here again, the City can play a role in encouraging and recognizing business for their efforts to make these changes.

Modeled Action

Part I: Industrial facilities in Wilsonville will implement measures that reduce their total energy consumption by 20% by 2050.

Part II: Natural gas used by industry will be reduced by 50% by 2035, and by 90% by 2050. It will be replaced with electricity.

Emissions Reduction

Part I: Energy efficiency measures in industry will reduce Wilsonville's emissions by 55 ktCO2e between 2025 and 2050.

Part II: Replacement of natural gas with electricity will also reduce Wilsonville's total emissions by 55 ktCO2e between 2025 and 2050.

This two-part action constitutes approximately 3% of the total emission reductions in this Plan.

[41] Motive equipment is equipment that moves things, such as conveyor belts and assembly robots.

Renewable Natural Gas

Renewable natural gas (RNG) is produced by capturing and refining methane emissions from organic waste sources such as landfills, wastewater treatment facilities, and agricultural operations. Because it comes from 'renewable sources' and not from fossil fuels, it is considered a renewable source of energy. However, if we burn it faster than it can be replaced, we are still increasing the total amount of greenhouse gases in the atmosphere, and in this case, RNG cannot be considered a renewable source of energy.

In addition, the availability of RNG is expected to remain very limited for the foreseeable future. A 2017 study by the Oregon Department of Energy estimated that the state's total RNG production potential using anaerobic digestion amounts to approximately 10 billion cubic feet per year. This represents only about 4.5% of Oregon's annual natural gas consumption.[42] The use of RNG should therefore be limited to situations in which there are no alternatives, such as steel manufacturing which requires very high temperatures that cannot be achieved with electricity. RNG should not be used to heat buildings, domestic water, or clothes dryers, because highly efficient, electric alternatives are available for all of these purposes. Additionally, the use of RNG should be stopped as soon as a truly zero-emissions alternative is available.

Based on this, the use of RNG was not included as a viable emissions reduction strategy in Wilsonville's Low Carbon scenarios.

Transportation

Shift Transportation Modes

This action also provides the following Thriving City benefits: Affordability for Residents, More Accessible Mobility, Improved Health and Air Quality

Transportation is the largest source of emissions in Wilsonville, accounting for 48% of community-wide emissions in 2018. Many residents rely on private vehicles for most of their trips, due to limited transit service and active transportation infrastructure. In 2018, more than 90% of personal trips in Wilsonville were taken by car, as shown in Figure 20. Given that municipalities in Oregon have significant authority over transportation planning, Wilsonville has an important role in supporting a shift to more sustainable modes and reducing vehicle miles travelled.

[42] Oregon Department of Energy. "Biogas and Renewable Natural Gas Inventory SB 334 (2017): 2018 Report to the Oregon Legislature." September 2018. https://www.oregon.gov/energy/Data-and-Reports/Documents/2018-RNG-Inventory-Report.pdf

Immediate Cost and Long-Term Savings

Owning, operating and maintaining a private vehicle is the second largest cost (after owning a home) the average American will have during their lifetime.[43] Being able to depend upon active transportation and shared transportation significantly reduces this cost and makes life more affordable for residents.

Modeled Action

Improve transit service and active transportation infrastructure to support a gradual reduction in the number of trips taken in private vehicles from 91% in 2018 to 79% in 2040. Approximately 2% of these trips (primarily those that are less than 2 miles in distance) should shift to walking and cycling, and 10% of these trips should shift to transit. This shift is shown in Figure 20.

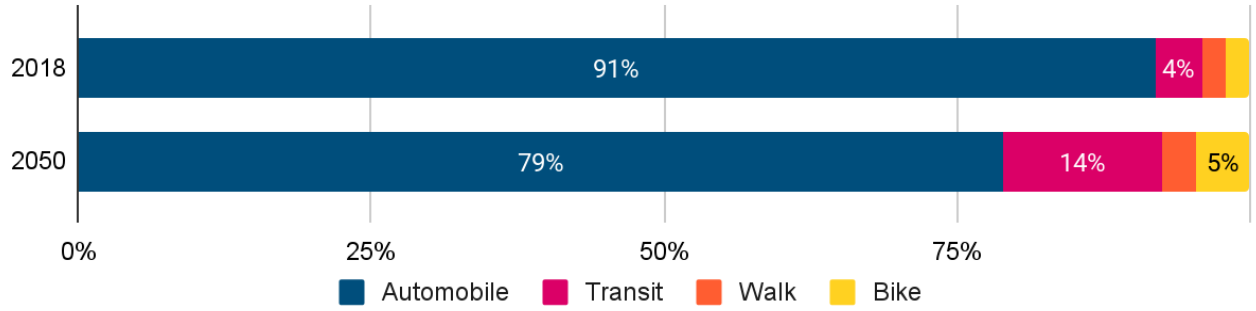

Figure 20: Modelled mode share for all person trips in 2018 and 2050 in the Low Carbon Scenario.

Emissions Reduction

This modal shift would result in an estimated emissions reduction of 125 $ktCO_2e$. This is 3% of the total reductions achieved by the actions in this Plan.

This action aligns with:

- Bicycle and Pedestrian Master Plan (2006)
- Transportation System Plan (2013)
- SMART Transit Master Plan (2023)

Switch City fleet to Zero-Emissions Vehicles

This action also provides the following Thriving City benefits: Affordability for Residents, Improved Health and Air Quality

In addition to shifting toward more sustainable modes of travel, reducing transportation emissions will also require a significant transition to electric vehicles. As of 2018, fewer than 1% of vehicles in Wilsonville were electric or plug-in hybrid electric vehicles. However, as noted earlier in the plan, Oregon has adopted

[43] Reference will be added.

ambitious regulations to phase in zero-emission vehicles. These include the Advanced Clean Trucks Rule (2021) and the Advanced Clean Cars II regulation (2022). The Clean Trucks Rule requires that an increasing share of new medium- and heavy-duty vehicles sold in Oregon are zero-emission vehicles. The Advanced Clean Cars II regulation mandates that all new light-duty vehicles sold must be electric or plug-in hybrid electric by 2035.

Because this is a legal requirement, the emissions reductions associated with this shift are captured in the BAP scenario. The reduction in total transportation emissions as a result of this legislation is shown in Figure 21.

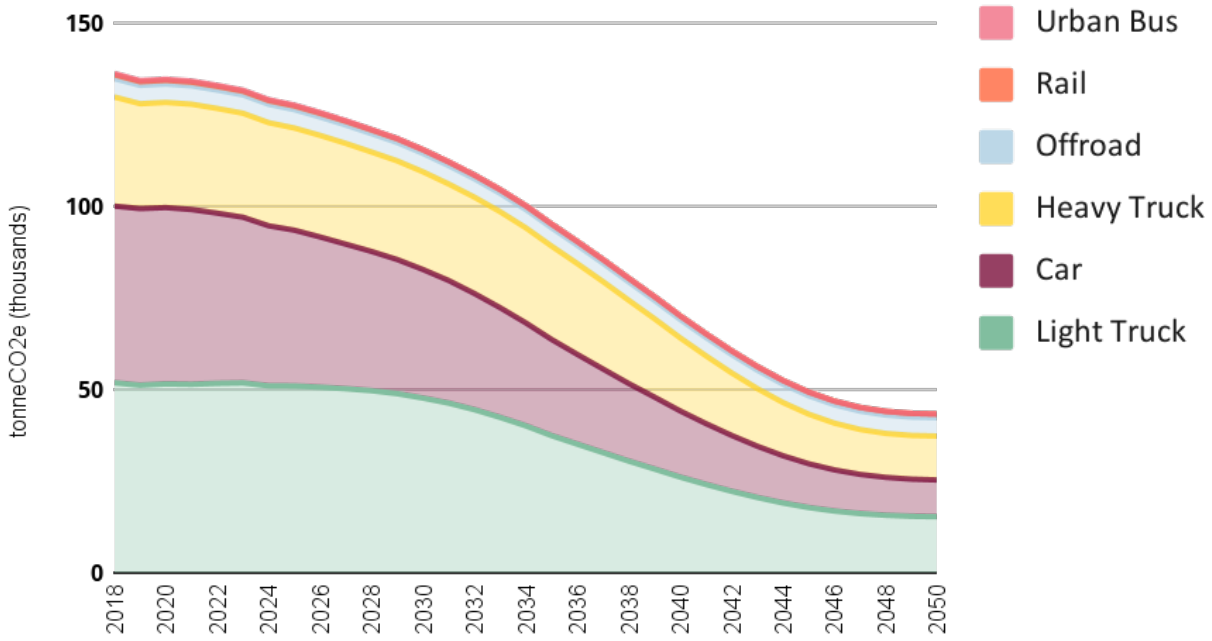

Figure 21: Remaining transportation emissions by vehicle type in the Low Carbon scenario with grid emission reductions.

However, the City of Wilsonville can support this shift in a number of ways.

Under the state's Climate Friendly and Equitable Communities (CFEC) program, the City is to ensure that a portion of parking spaces in new multi-unit and mixed-use developments are EV-ready. The City can also

install electric vehicle charging stations, and reduce the cost of parking for electric vehicles, as noted in Appendix A.

The City can also switch its own vehicle fleet to zero-emissions models, earlier rather than later. The conversion of the City's fleet therefore was included as a Low Carbon action.

Immediate Cost and Long-Term Savings

Purchasing a new, zero-emissions vehicle currently costs more than purchasing a new ICE vehicle. The incremental cost is higher for medium and heavy-duty vehicles than for light-duty vehicles. However, the cost for new electric light duty vehicles (LDVs) is expected to fall to be the same as the cost of new ICE vehicles before 2030.[44] The purchase prices for medium and heavy-duty zero-emissions vehicles are expected to fall to the be the same as their ICE equivalents by the mid-2030s.

Modeled Action

By 2030, all new light duty vehicles purchased by the City will be zero-emissions. By 2035, all light duty vehicles in use by the City will be zero-emissions, and all new medium and heavy-duty vehicles purchased by the City will be zero-emissions. By 2040, all medium and heavy-duty vehicles in use by the City will be zero-emissions.

Emissions Reduction

Switching the city fleet to zero-emissions vehicles will eliminate 11 ktCO2e of emissions between 2025 and 2050 in Wilsonville.

This action aligns with:

- SMART Climate Action Plan (2022)

[44] Rocky Mountain Institute. 2023. "X-Change: Cars. The end of the ICE Age". https://rmi.org/insight/x-change-cars/

Renewable Energy

Maximize Solar Potential

This action also provides the following Thriving City benefits: Affordability for Residents, Improved Energy Security

Wilsonville has limited influence over GHG emissions from the state-wide electrical grid. While Oregon's Clean Energy Targets bill (2021) commits utilities to delivering 100% renewable electricity by 2040, the legislation does not prescribe how this target will be achieved. Success depends on the ability of numerous participants to coordinate investments, retire outdated infrastructure, integrate new technologies, and maintain reliable service. Although financial penalties exist for noncompliance, they do not guarantee progress.

However, Wilsonville can maximize its solar energy potential by incentivizing and requiring the installation of ground-mount, rooftop and building-integrated solar photovoltaic (PV) systems, in conjunction with battery and other energy storage systems. These systems strengthen the City's local energy resilience and provide a reliable source of clean, local energy, resulting in reduced GHG emissions even if the state-wide grid is not fully decarbonized by 2040. The action modeled for this Plan takes maximum advantage of Wilsonville's suitable, available rooftop surfaces. (Additional capacity from ground-mount and building-integrated solar PV systems was not included in this action but could be explored by Wilsonville in the future.)

Immediate Cost and Long-Term Savings

Solar PV systems have a relatively high initial cost to install. In many locations, utilities, municipalities, states, and federal programs offer stackable rebates to reduce this initial cost.

In the long term, these systems can provide owners with free electricity for the lifetime of the system. With net-metering, utilities pay solar system owners for excess electricity they generate and feed that excess electricity back into the grid. This arrangement benefits home owners with solar systems. It also constitutes a significant long-term cost reduction measure for municipalities like Wilsonville, and for corporations to install these systems on as many of their buildings as possible.

Modeled Action

Residential building owners install a total of 10 MW of rooftop solar PV capacity in approximately 315 systems across the city, and commercial building owners install 323 MW of capacity across 84 systems.

Emissions Reduction

This action would reduce emissions by an estimated 1,372 $ktCO_2e$ between 2025 and 2050 compared to the BAP scenario. This constitutes 33% of the total emissions eliminated by the low carbon actions in this Plan.

Procure Green Electricity

In addition to increasing the installation of solar PV systems, Wilsonville can reduce emissions by encouraging residents and businesses to procure green electricity from utilities such as Portland General Electric (PGE). In 2018, over 10% of the electricity used in Wilsonville came from renewable sources, qualifying the City as an EPA-designated Green Power Community. PGE offers several voluntary programs, such as Green Future Choice, Green Future Block, Green Future Enterprise, and Green Future Impact that allow residential and commercial customers to purchase renewable electricity for a small additional cost.[45] For example, the Green Future Choice program allows customers to procure 100% renewable energy for approximately one cent more per kilowatt-hour, or about $5 more per month for the average home.

Immediate Cost and Long-Term Savings

As described above, the incremental cost to purchase green power is low for both residential and business customers. This makes this action easier for many to adopt. However, it also does not provide the long-term financial savings that installing a solar PV system would provide.

Modeled Action

Procurement of green electricity increases to 34% of the community's total electricity consumption by 2030 and 44% by 2040.

Emissions Reduction

While this 2040 assumption does not impact emissions in the Low Carbon scenario where the state grid is fully decarbonized by 2040, it does provide emissions reductions if state-level emission reduction targets are not met. Under a scenario where grid emissions remain unchanged, increased green electricity procurement in Wilsonville would result in an incremental reduction of 1,202 $ktCO_2e$ compared to the BAP scenario. This constitutes 29% of the total emissions eliminated between 2025-2050 by the actions in this Plan.

[45] PGE. "Clean Energy Choices." https://portlandgeneral.com/energy-choices/renewable-power

Solid Waste

Increase Waste Diversion

This action also provides the following Thriving City benefits: Reduced Waste

Reducing and diverting organic waste is an important climate action because when food scraps and other biodegradable materials break down in landfills, they release methane, which is a very potent greenhouse gas. Solid waste disposal is a growing concern across the Portland metropolitan area, as many local landfills are reaching their capacity to store waste. This makes it even more important that cities like Wilsonville find ways to divert their waste from these landfills.

In 2018, approximately two-thirds of Wilsonville's organic waste was diverted from landfills.

The City has a contract with Republic Services of Clackamas and Washington County to provide waste collection services, including weekly curbside garbage and recycling, yard debris and food scraps, glass bottles, batteries, dumpster rentals, and bulky waste removal. Wilsonville can continue to promote waste diversion and reduction through targeted policies and programs.

Immediate Cost and Long-Term Savings

There are numerous ways to divert waste from rescuing edible food from the waste stream, to increasing composting, to installing anaerobic digestion. The cost of these varies significantly, as do the long-term financial savings.

Modeled Action

Organic waste sent to landfills is reduced or diverted by an additional 50% by 2030 relative to the year 2018.

Emissions Reduction

This action eliminates a total of 8 $ktCO_2e$ between 2025 and 2050, relative to the Business-as-Planned scenario. This is less than 1% of the total emissions eliminated by the Low Carbon actions in this Plan.

Green Infrastructure

Invest in the Urban Forest

This action also provides the following Thriving City benefits: Climate Resilience, Resilient Nature & Biodiversity, Improved Health and Air Quality.

While most strategies in this plan focus on reducing GHG emissions at the source, another complementary approach is to sequester carbon through natural systems such as trees. Although tree planting alone cannot offset the need for deep emissions reductions due to its relatively modest carbon sequestration potential, it can still contribute to the city's climate goals. Tree planting also delivers multiple co-benefits, such as helping Wilsonville adapt to climate change by reducing the urban heat island effect.

The City of Wilsonville recently adopted its first Urban Forest Management Plan, which includes a goal to increase tree canopy coverage from 30% to 36% by 2046. Achieving this goal will require planting approximately 27,000 new trees over the next 25 years. This effort is included in the Low Carbon Scenario, which assumes the Urban Forest Management Plan is fully implemented.

Immediate Cost and Long-Term Savings

The up-front cost to plant and maintain trees in Wilsonville is low. The long-term benefits of increased tree coverage include reduced costs to remove air pollution, reduced need to increase stormwater capacity, and less energy consumed to cool buildings that are immediately adjacent to large trees.

Modeled Action

Between 2025 and 2050, Wilsonville will plant approximately 27,000 new trees and ensure that at least 95% of them are still alive and healthy in 2050.

Emissions Reduction

An additional 27,000 trees will sequester approximately 3 $ktCO_2e$ between 2025 and 2050, compared to the BAP scenario. This constitutes less than 1% of the total emissions eliminated between 2025 and 2050 as a result of the actions in this Plan.

This action aligns with:

- Parks and Recreation Master Plan (2018)
- Urban Forest Management Plan (2021)

Conclusion

Wilsonville is a community whose growing population and economy is currently projected to increase its total energy use and greenhouse gas emissions between now and 2050. Like many North American cities, it also faces pressures to increase affordable housing, decrease the cost of living, and increase community services while reducing municipal costs.

This Climate Action Plan outlines a pathway that will tackle all of these diverse problems.

Specifically, the development of this Plan prioritized actions that **avoid** emissions altogether, followed by those that will **reduce** the community's total energy consumption. In terms of climate change mitigation, this will result in Wilsonville reducing its emissions in the near term, and its energy requirements in the long term.

However, these categories of actions will also:

- Decrease energy costs for households, companies and the City itself;
- Increase affordable and accessible transportation options in Wilsonville;
- Provide opportunities to convert some high-cost municipal services into new municipal revenue streams.

The third priority in developing this plan was to **replace** the use of fossil fuels with zero-emissions, renewable energy sources for transportation, building heating and cooling, water heating, manufacturing and industry.

However, this category of actions will also:

- Further reduce the long-term affordability of home ownership in Wilsonville;
- Reduce the City's annual energy costs to heat and cool its buildings and facilities; and,
- Reduce the City's operating costs required to operate its vehicle fleet and equipment.

This positions this Climate Action Plan as a strategy that can support the global work to reduce greenhouse gas emissions, while also ensuring Wilsonville remains an affordable, healthy and economically thriving community in the future.

The Role of Community Partners

Achieving Wilsonville's GHG reduction targets will require coordinated action across all sectors. While the City plays a vital role, it cannot meet its climate goals alone. Meaningful progress depends on strong collaboration with the state government, the private sector, and local residents.

Fortunately, Oregon has ambitious GHG reduction goals and legislation that Wilsonville can leverage to support its transition. Regulations such as the Clean Energy Targets bill provides strong impetus for electricity utilities to eliminate their emissions completely by 2040. The Climate Protection Program's cap on fossil fuel emissions, and the Advanced Clean Car II and Advanced Clean Truck rules should expedite significant reductions in transportation and industrial emissions across the state. The State could take additional steps to improve the Building Code in order to reduce overall energy consumption and ensure the grid can meet demand as fossil fuel technologies are replaced by electric alternatives.

The private sector is equally important. Businesses must invest in energy efficiency and low-carbon technologies, while also helping to build a skilled workforce capable of supporting the transition. This includes training workers to retrofit buildings, install renewable energy systems, and maintain zero-emissions vehicles.

Residents also have a key role to play. While systemic changes are essential, individual actions collectively contribute to reducing emissions. These actions might include retrofitting homes, using public transit more often, reducing household waste, or switching to an electric vehicle. By working together, these partners can help Wilsonville successfully transition to a low-carbon future.

Next Steps

The success of this Plan will depend on Wilsonville moving quickly from planning into implementing this work. A number of steps should be undertaken immediately after adopting this Plan. This include:

Establishing Governance to ensure success

The implications of this Plan reach across all operational areas of the City, and coordinating among them will be crucial to keeping the organization aligned. This will require that the Plan is championed at the highest levels, and that City staff with appropriate authority are made responsible for ensuring that the work continues on schedule. It will also require that the work contained within this CAP is carefully coordinated among departments with regular meetings, and clear alignment on overarching principles. When issues arise, a process should be established to escalate them and receive decisions that support the team's continued progress.

Monitoring, Reporting and Improving

Closely related to the governance structure, a process to monitor the City's performance on key indicators for this Plan (e.g. the rate of EV uptake) should be established. The indicators should be updated at least annually, to allow City staff to monitor the effectiveness of incentives, education and other initiatives in achieving the rapid transition outlined in this Plan. This information should be published publicly, communicated and celebrated with an annual report to Council that includes quantified measures of the progress on each action, as well as energy savings, and other quantifiable and non-quantifiable benefits realized. Where appropriate the City should calculate and publish:

- The cost to the City per Mton of emissions eliminated (also known as the marginal abatement cost) to implement each program.
- Progress on key performance indicators such as the total capacity of solar PV systems and battery backup in Wilsonville, the number of EVs vs ICE vehicles, and per capita annual Mtons of waste.

- An annual report of the community's greenhouse gas emissions, and the social cost of carbon calculation for those emissions.

Policy and Strategy Alignment

Climate action will need to be integrated into many of the City's existing policies, directives and strategies. An initiative should be established to a) review all such documents in order to identify those requiring changes or improvements, and b) update them in cooperation with the departments that use them. This should be coordinated with education and championed by senior leadership to ensure the organization understands how this Plan impacts their daily work.

Financial Analysis

Implementation of this Plan will require that a financial analysis of the actions (outlining capital costs, energy costs/ savings, maintenance costs, revenue opportunities) be completed soon after approving the Plan. This will allow the City to identify budgetary requirements both for immediate initiatives, and for longer-term planning, and to quantify the long-term savings that will arise from many of the initial investments required.

Appendix A: Implementation Measures

The following are a set of implementation measures that have been reviewed and recommended by Wilsonville staff. They describe ways in which the City can help catalyze the change required in Wilsonville so that the community can realize the benefits of these changes as soon as possible.

The description of each measure below has been evaluated to indicate whether it will (as currently worded) provide major, moderate, or minor benefits in terms of the Thriving City Benefits, or whether it will provide no benefit or even a negative change.

Legend

Thriving City Benefits	**Benefit Potential**
Economic and Job Growth = EJG Affordability for Residents = AR Financial Benefits for Municipality = FBM Improved Health and Air Quality = HAQ More Accessible Mobility = MAM Improved Energy Security = ES Resilience Nature and Biodiversity = NB Climate Resilience = CR Reduced Waste = RW	Major = **xxx** Moderate = **xx** Minor = **x** None or negative impact = **0**

It should be noted that this list of measures is a starting point. **If the City were to implement only these measures, some benefits would be realized, but it would not be sufficient to achieve the community's climate goals or maximize the Thriving City benefits.** More ambitious measures as well as regular monitoring, reporting on, and improvement of all measures will be required to ensure the success of this Plan.

Measure	Description	EJG	AR	FBM	HAQ	MAM	ES	NB	CR	RW
Buildings										
Retrofit Municipal Facilities	The City's facilities managers would undertake deep energy retrofits of existing city buildings and replace their fossil fuel systems with zero emissions alternatives. These retrofits could include better insulation, energy efficient windows, and other improvements. These changes would reduce operational costs, and improve energy efficiency, comfort, and durability.	x	x	xxx	x	0	xx	0	xx	x
Encourage the Oregon Residential and Commercial Reach Codes	New developments would be encouraged through incentives to follow the Oregon Residential Reach Code and Commercial Reach Code, which include higher energy efficiency standards than the standard building codes. These optional codes provide builders and homeowners with a choice to construct buildings that use less energy and perform more efficiently.	xx	xxx	x	xx	0	xx	0	xx	x
Develop a Home retrofit navigator program	A program would be created to guide homeowners through the process of making energy efficiency and climate resilience upgrades. This service would provide resources, support, and information to simplify retrofitting projects.	xx	xxx	x	xx	0	xx	0	xx	x
Continue to encourage the development of Accessory Dwelling Units	The City would continue to encourage the development of small, secondary homes on residential properties, such as backyard cottages or basement apartments, known as Accessory Dwelling Units (ADUs). This would help raise awareness of existing regulations, making it easier for homeowners to add these units. These include requirements in Frog Pond East and South neighborhoods to include middle housing, such as ADUs. The City will continue to find new ways to encourage neighborhood development in which dwellings support stronger social networks and community and environmental resilience, are more energy efficient, and cost less to heat and cool.	x	x	0	0	0	x	0	x	0
Continue to encourage the development of green roofs	The City currently incentivizes green roofs in several ways. The Public Works Construction Standard Specifications allow for reduced stormwater requirements when a green roof is installed. Buildings in the Town Center area may also be eligible for waivers for some specific development standards if the building includes a	x	x	x	xx	0	0	x	x	x

Measure	Description	EJG	AR	FBM	HAQ	MAM	ES	NB	CR	RW
	green roof. Wilsonville will continue to encourage green roofs through these incentives, monitor program success, and gradually expand the program until eventually large buildings are required to have green roofs. This will support carbon sequestration, enhanced biodiversity habitat, cooler and cleaner outdoor air, and reduced need for stormwater management.									
Encourage[46] Energy Benchmarking and Auditing	The City would introduce a program to encourage owners of larger buildings (e.g. >25,000 sq ft) to track and report their energy use and water consumption annually. This would be supported with training on how to monitor energy use, and a rebate for the cost of having a comprehensive energy audit completed on the building. Over time, building owners who monitor energy use reduce their consumption by approximately 7% without further investment. This would require additional staff capacity.	x	x	x	x	0	x	0	x	x
Develop a PACE Financing for Energy Efficiency program	The City would support the implementation of a commercial Property Assessed Clean Energy (PACE) program to help property owners fund energy efficiency and renewable energy upgrades. PACE financing allows businesses to receive upfront funding for improvements to commercial buildings, such as solar panels or insulation, and repay the cost over time through an assessment on their property tax bill. This program makes energy upgrades more accessible by offering long-term, low-risk financing that stays with the property rather than the individual owner.	x	xx	0	x	0	x	0	x	x
Encourage development in the Town Center	The City's Town Center area is master planned to be a walkable and mixed-use center with multi-modal transportation opportunities. The design and development standards in the Town Center code encourage the incorporation of green building methods and site design.	x	x	0	xx	xx	x	x	x	0
Encourage transit-oriented development	The City would promote mixed-use and residential development near transit, in alignment with the City's Equitable Housing Strategic Plan. This could increase transit ridership and create more walkable communities.	x	xx	0	x	xx	xx	x	xx	x

[46] The impact of this measure would be much greater if this became required, as it is in Portland. See the Commercial Building Energy Reporting program: https://www.portland.gov/bps/climate-action/energy-reporting

Measure	Description	EJG	AR	FBM	HAQ	MAM	ES	NB	CR	RW
Industry										
Encourage[47] the procurement of Low Carbon Concrete for the City	The City would require the use of 'low-carbon' concrete in construction projects to reduce greenhouse gas emissions. Following Portland's example, this would involve choosing concrete mixes with a lower environmental impact. The City should also consider using concrete in which CO2 has been sequestered and concrete that is only as strong as it needs to be for each situation in which it's being used.	0	0	x	x	0	0	0	0	x
Promote funding opportunities for industrial decarbonization	The City would raise awareness of available funding and technologies[48] to support industries in reducing emissions and improving energy efficiency.	x	xx	0	xx	0	x	0	x	xx
Offer tax incentives for industrial energy efficiency improvements	The City would provide tax reductions or waive fees[49] to industrial facilities that achieve measurable improvements in energy efficiency. This incentive would encourage businesses to adopt cleaner technologies and reduce overall energy consumption.	0	x	x	0	0	x	0	x	xx
Transportation										
Expand the Employer Commute Options program	The City would continue supporting and promoting the Employee Commute Options (ECO) program, which encourages large employers to offer commuting alternatives. This could include carpooling, discounts on bikes and bike equipment, guidance or support to add secure bike parking, showers and change rooms at work locations, 'Find a Bike Buddy' programs, competitions among	0	x	x	x	x	x	x	x	0

[47] The impact of this measure would be much greater if this became required, as it is in Santa Monica, CA, Marin County, California and New York City, as well as other areas. See the Marin County Low Carbon Concrete Code for details: https://www.stopwaste.org/concrete.

[48] Examples include Energy Trust's Industry Programs (https://www.energytrust.org/programs/industry/), the USDA's Biorefinery, Renewable Chemical, and Biobased Product Manufacturing Assistance Program (https://www.rd.usda.gov/programs-services/energy-programs/biorefinery-renewable-chemical-and-biobased-product-manufacturing-assistance-program) the Federal Business Energy Investment Tax Credit (ITC), and others.

[49] Examples may include fees for permits, inspections, administrative fees, or larger value fees such as infrastructure development fees. City staff should work with industry to identify costs which if reduced would incentivize industry to make the required changes.

Measure	Description	EJG	AR	FBM	HAQ	MAM	ES	NB	CR	RW
	buildings, transit support[50], and other strategies to reduce single-occupancy vehicle trips.									
Expand the Safe Routes to School Program	The City would enhance efforts to educate and encourage students and families to walk, bike, or take the bus to school safely. This includes collaborating with schools, community organizations, and families to make routes safer and more accessible for all students.	0	x	0	x	x	0	0	x	0
Increase investments in active transportation infrastructure and amenities	The City would continue expanding and improving active transportation options by implementing the Transportation Systems Plan. This includes enhancing infrastructure for walking, biking, and rolling, improving safety and accessibility for all ages and abilities, and adding amenities that support active transportation like secure bike racks, showers and storage, at key locations.	x	xx	x	x	xx	x	x	x	0
Offer "Welcome to Wilsonville" rebates on bike purchases to new residents	The City would provide new residents with a rebate on bike purchases, along with information on local bike routes and infrastructure. This initiative would encourage cycling as a transportation option.	x	x	0	x	x	0	0	x	0
Reform Parking Requirements	The City is implementing parking reforms as required by the state's Climate Friendly and Equitable Communities program. These changes will eliminate minimum parking requirements throughout the City, and require electric vehicle (EV) charging infrastructure in new parking areas of a certain size. All parking areas are required to provide tree canopy coverage, with parking lots over half an acre required to provide 40% tree canopy coverage, with the option to reduce canopy coverage if solar panels are installed. These changes will encourage shifts to transit use and active transportation, allow land that would have been used for parking to be used for other purposes, and ensure environmental mitigation measures are implemented in areas used for parking.	x	xx	x	x	x	x	x	xx	0
Purchase zero emission fleet	The City would evaluate the purchase of zero emission vehicles when purchasing new fleet vehicles. If the following criteria are	0	0	x	0	0	0	0	0	0

[50] Transit is already free in Wilsonville.

Measure	Description	EJG	AR	FBM	HAQ	MAM	ES	NB	CR	RW
vehicles when feasible	met, the City will purchase them: they meet or exceed the needs and intended use as determined jointly by the department end user and the fleet manager; they are currently available in the marketplace; their purchase price falls within the available budget; and ongoing product support in terms of parts and service is available. This process will ensure a consistent, strategic approach to reducing emissions across city operations.									
Create or join a buyer's alliance for fleet vehicles and equipment	The City would collaborate with other municipalities, agencies, or organizations to form or join a buyer's alliance for zero-emissions fleet vehicles and equipment. By pooling demand, the alliance could help secure better pricing, expedite delivery, and encourage manufacturers to scale up production of cleaner alternatives. This approach would also support industry-wide adoption by helping to standardize procurement processes for zero-emissions technology.	0	x	xxx	x	0	x	0	x	x
Plan for EV Charging at Municipal Facilities	The City will continue to identify locations and opportunities to improve community access to EV charging. This will include taking advantage of grants, partnerships, and opportunities to charge fleet vehicles, and coordinating this work to reflect the needs of the whole city as it transitions to zero emissions vehicles. While current vehicle usage may not justify installation at all locations, the need for workplace charging infrastructure is expected to grow over time. The City can explore alternative facility locations, monitor evolving demand, and seek external funding or partnership opportunities to support future installations as fleet electrification progresses.	0	x	0	x	x	x	0	x	0
Increase the frequency of transit service	The City would enhance transit service by increasing bus frequency on key routes and expanding weekend service. These improvements would make public transportation more convenient and accessible for residents and commuters.	x	x	0	x	x	0	0	x	0
Add more regional transit connections	The City would expand regional transit connections to improve access to neighboring communities. As recommended in the SMART Transit Master Plan, this could include more frequent service to Tigard, West Linn, Oregon City, Clackamas Town Center, Woodburn, Salem, and Keizer, making regional travel more	x	x	0	x	x	0	0	x	0

Measure	Description	EJG	AR	FBM	HAQ	MAM	ES	NB	CR	RW
	convenient and reliable.									
Develop a small new Transit Hub in the Town Center	The City would create a small transit hub in the Town Center east of I-5 to improve bus connections and reduce delays. As outlined in the SMART Transit Master Plan, this hub would include shelters, a bus turnaround, and an operator break room, making transit more direct and reliable. The hub could also include secure bike parking to allow commuters to travel the first/last mile of their trip by bike.	x	xx	0	x	xx	0	0	x	0
Update Land Use Regulations to Gradually Reduce Gas Stations:	The City would explore the possibility of revising its zoning and development codes to gradually reduce the number of gas stations over time. This measure would support a shift away from fossil fuel infrastructure and encourage investment in electric vehicle charging, alternative fuels, and other low-emission transportation options.	0	x	0	x	0	x	x	x	x
Encourage hybrid work arrangements where feasible	The City would promote flexible work options by encouraging businesses and organizations to adopt hybrid work models where feasible. Supporting remote work can help reduce commuting-related emissions, decrease traffic congestion, and improve overall quality of life.	x	x	x	0	x	0	x	x	0
Renewable Energy										
Install solar panels on municipal facilities when retrofitted	When city buildings next undergo maintenance or renovations, solar panels would be installed wherever possible. This would take advantage of upgrades to add renewable energy systems efficiently.	x	0	xx	x	0	xx	x	xx	x
Work with utilities to plan and install renewable energy storage that increases Wilsonville's resilience	The City should work with utilities as they plan for their own transitions to renewable energy, to help plan locations of energy storage throughout the city, ensuring that key locations (such as hospitals) are prioritized to have highly available and reliable energy, and to help optimize the network as a whole.	xx	x	x	0	0	xxx	0	xx	0
Make the purchase	Residents and businesses would be encouraged by default to	0	0	0	xx	0	xx	xx	x	0

Measure	Description	EJG	AR	FBM	HAQ	MAM	ES	NB	CR	RW
of renewable energy easier than the purchase of non-renewable energy	choose renewable electricity programs offered by their utility provider, and would need to go through additional purchasing steps to buy non-renewable energy. These programs would allow customers to support clean energy sources by purchasing carbon-free electricity.									
Provide solar education for businesses and homeowners	The City would offer resources and programs to help businesses and homeowners understand solar energy's benefits, costs, and installation process. This would support informed decision-making and increase awareness of available incentives.	x	x	0	x	0	x	x	x	0
Offer an additional rebate for home solar installations	Offer residents a rebate that can be stacked on top of the Energy Trust rebates, when they install solar panels on their home. This would further reduce the up-front costs of installation for the homeowner.	x	xx	0	x	0	x	x	xx	0
Solid Waste										
Promote reuse and repair	The City would support programs and incentives that encourage repairing and reusing items instead of discarding them. This could include promoting repair cafés, tool libraries, and second-hand material exchanges to reduce waste and extend the life of products.	0	x	0	0	0	0	0	x	xx
Develop a Circular Procurement Policy	The City would integrate circular economy principles into its purchasing processes by prioritizing reusable, recyclable, and sustainably sourced materials. This could include selecting vendors that minimize waste, supporting food recovery efforts, and encouraging the use of reclaimed or repurposed materials in public projects.	0	0	0	x	0	0	x	xx	xx
Reduce food waste at municipal buildings and operations	The City would implement strategies to minimize food waste in municipal facilities, such as improving purchasing practices, encouraging food donation, and expanding composting. These efforts would help reduce waste and support sustainability in government operations.	0	0	x	x	0	0	x	x	x
Refine and Expand	The City would enhance its existing variable rate waste collection	0	0	xx	x	0	0	x	x	xx

Measure	Description	EJG	AR	FBM	HAQ	MAM	ES	NB	CR	RW
Solid Waste Pricing	system by introducing a more progressive pricing structure that increases the cost per gallon of trash as container sizes increase. This approach builds on the current system, where smaller containers are less expensive, by further incentivizing waste reduction and making higher-volume waste disposal proportionally more costly. Recycling and composting service rates would also be reviewed and adjusted as needed to reduce their costs for residents to encourage diversion from landfill									
Continue to promote composting	The City would continue encouraging residents and businesses to participate in composting programs through an "I compost food waste" campaign. This effort would help reduce landfill waste, lower emissions, and support healthier soils by diverting organic materials from the trash.	0	x	x	x	0	0	x	x	x
Water & Wastewater										
Assess waste heat recovery from the sewer system	The City would study the potential to capture and use heat from underground sewer pipes to provide low grade heating for nearby buildings. This could help reduce overall energy consumption and improve efficiency in municipal and private facilities.	x	x	x	x	0	x	0	x	0
Address emissions from the Wastewater Treatment Plant	The City will undertake an evaluation of the most appropriate ways to eliminate methane emissions and reduce energy use at Wilsonville's wastewater treatment plant. The process should include benchmarking the energy performance of the facility, and identifying required changes that can be implemented in combination with planned infrastructure upgrades. While anaerobic digestion may not be currently compatible with Wilsonville's treatment systems, a formal evaluation will provide the City with a pathway to optimizing treatment of increasing wastewater volumes with the need to reduce operational costs, taking advantage of waste heat and energy, improving air quality, and potentially producing renewable energy. This may include operational improvements, energy efficiency upgrades, and integration of low-emission technologies as part of long-term resource and infrastructure planning.	x	0	xx	xx	0	x	xx	x	x

Measure	Description	EJG	AR	FBM	HAQ	MAM	ES	NB	CR	RW
Evaluate Remote Read Water Meters	The City will continue to evaluate process improvements with associated emissions, cost and time benefits. A specific example is the opportunity to install remote water meters throughout the community. These water meters can be read remotely, eliminating the time, fuel and costs associated with having to drive to each building to read a meter. They can also provide residents with information about the amount of water they are consuming, which will help them become aware of their role in conserving fresh, treated water.	0	0	x	x	0	0	0	x	x
Green Infrastructure										
Encourage wildfire resilient construction and landscaping	The City would promote wildfire resilient construction and landscaping practices to help protect homes and properties in high-risk areas. This would involve identifying high risk areas. These practices could include encouraging the use of ignition resistant building materials, fire-adapted native plants, and the creation of defensible space around structures, along with guidance on ongoing maintenance to reduce wildfire risk.	x	0	x	x	0	0	x	xx	0
Use Drought-Tolerant Landscaping in City Parks	The City would update high-maintenance landscapes in parks with low-water, climate-friendly plants. This would reduce water use, lower maintenance costs, and create more sustainable green spaces.	0	0	x	xx	0	x	x	x	0
Develop tree planting program for homeowners	The City would create a program to support homeowners in planting trees on their properties. This could include providing resources, guidance, or incentives to encourage the planting of climate resilient and native tree species.	x	x	0	xx	0	0	x	xx	0
Promote tree manual for homeowners	The City would promote its existing tree manual, which provides guidance on selecting and caring for climate resilient tree species. This resource helps homeowners make informed choices to support healthy, sustainable landscapes.	0	0	0	x	0	0	x	x	0
Continue to manage invasive species	The City would continue efforts to control invasive plants and animals that threaten local ecosystems. This includes using methods like hand removal and other treatments to support the	0	0	x	xx	0	0	xx	x	0

Measure	Description	EJG	AR	FBM	HAQ	MAM	ES	NB	CR	RW
	growth of native species and maintain healthy natural areas.									
Continue Backyard Habitats Certification Program	The City would continue supporting local property owners in creating wildlife friendly yards through the Backyard Habitats Certification Program. This program helps residents reduce invasive species, limit pesticide use, and conserve water while enhancing natural habitats.	0	0	0	x	0	0	xx	x	0
Initiate a program focused on planting and maintaining enough trees to increase the urban forest canopy by 6%.	The City would initiate a program specifically focused on planting 27,000 trees, and ensuring that they are kept healthy and alive well into the future. The guiding goal of this initiative will be to increase the urban forest canopy by 6% consistent with the Urban Forest Management Plan.	x	0	0	xx	0	0	xxx	xx	x

City of Wilsonville's Draft Climate Action Plan

Planning Commission Presentation

August 13, 2025

Sustainability Solutions Group



Agenda

01 Overview of the Draft Plan

02 Context and Importance

03 Climate Actions and Implementation Measures

04 Integrating Climate Work into City Work

Climate Context

The New York Times

Climate Change Drove Western Heat Wave's Extreme Records, Analysis Finds

A rapid analysis of last week's record-breaking heat found that it would have been virtually impossible without the influence of human-caused climate change.



"The extraordinary heat wave that scorched the Pacific Northwest [in August, 2021]... would almost certainly not have occurred without global warming."

New York Times: August 12, 2021.

The New York Times

Climate Change › | Pesticide Ruling | Western Drought | Drilling in Alaska | Wildfire Tracker

A Hotter Future Is Certain, Climate Panel Warns. But How Hot Is Up to Us.

Some devastating impacts of global warming are now unavoidable, a major new scientific report finds. But there is still a short window to stop things from getting even worse.



"Some devastating impacts of global warming are now unavoidable…. but there is still a short window to stop things from getting even worse".

New York Times: September 13, 2023.

What does it mean for Wilsonville?

	Name	Description	Historical (1961 - 1990)	Future (2050s, RCP 8.5)
	Average Daily Max Temperature	Average of the highest temperature reached each day, calculated over the year	56.1 °F	64.2 °F
	Hot Days	Number of days where the maximum temperature is over 90°F	4 days	17 days
	Very Hot Days	Number of days where the maximum temperature is over 100°F	0 days	2 days
	Freezing Days	Number of days where the minimum is less than 32°F	114 days	71 days
	Dry Days	Number of days when precipitation is less than 0.01 inch.	149 days	159 days
	Wet Days	Number of days when precipitation is more than 1 inch.	15 days	16.9 days

67-76% of survey Wilsonville survey respondents say climate change is somewhat or very important to them.

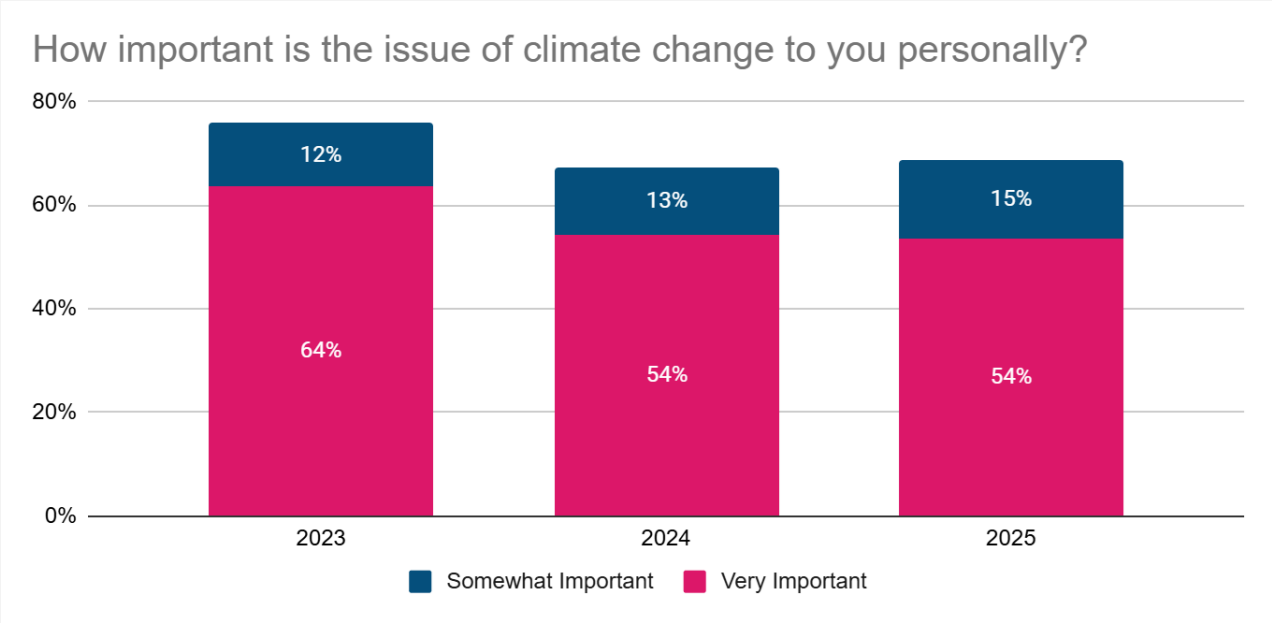

If we do nothing…

Wilsonville emissions will increase 7% by 2030 and 19% by 2050.

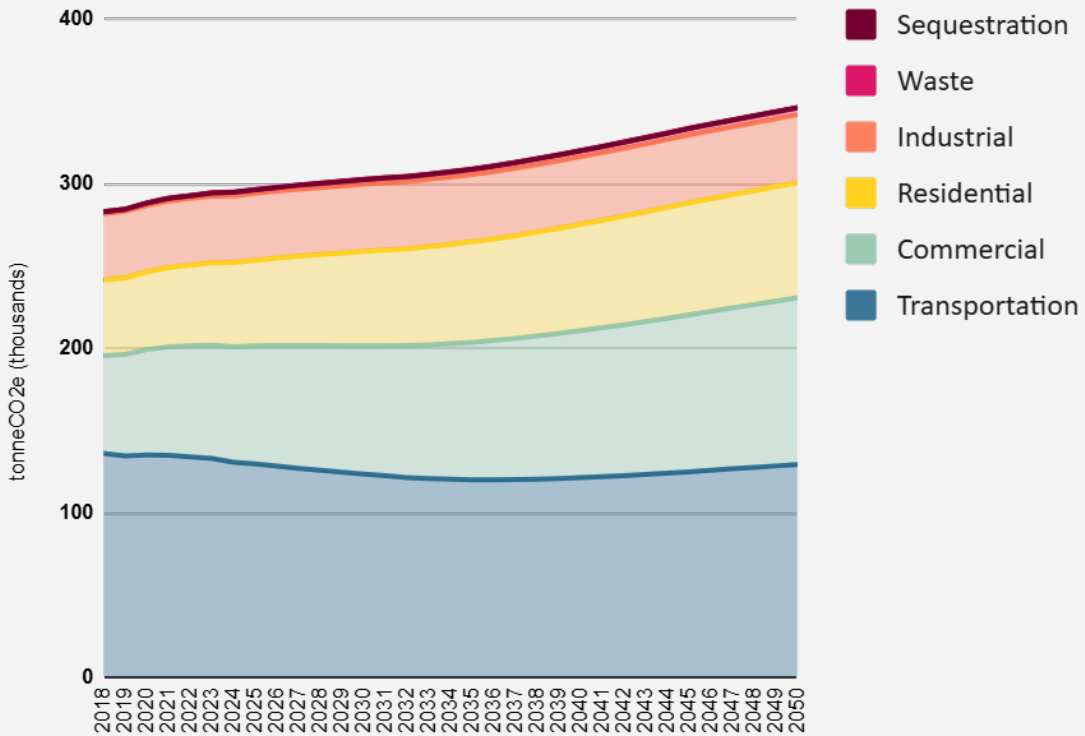

If we only implement our current plans…

… Wilsonville's emissions will increase by 5% by 2030, and 4% by 2050.

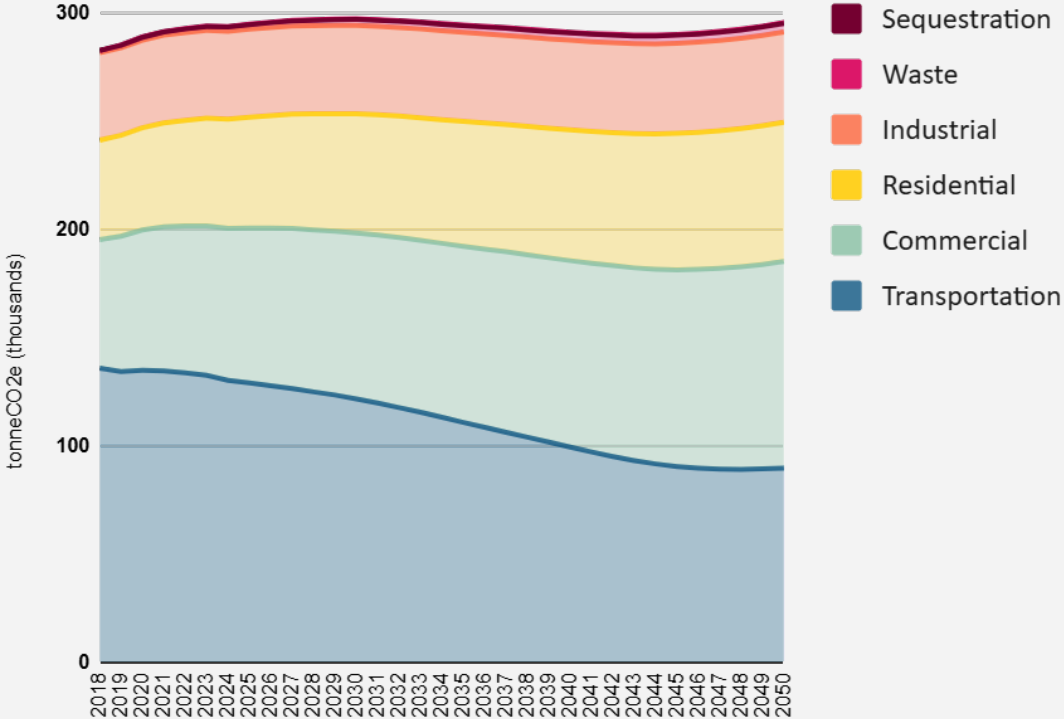

If we implement our Low Carbon actions and our electricity grid has zero emissions on schedule…

Wilsonville's emissions will decrease 41% by 2030, 72% by 2040, and 83% by 2050

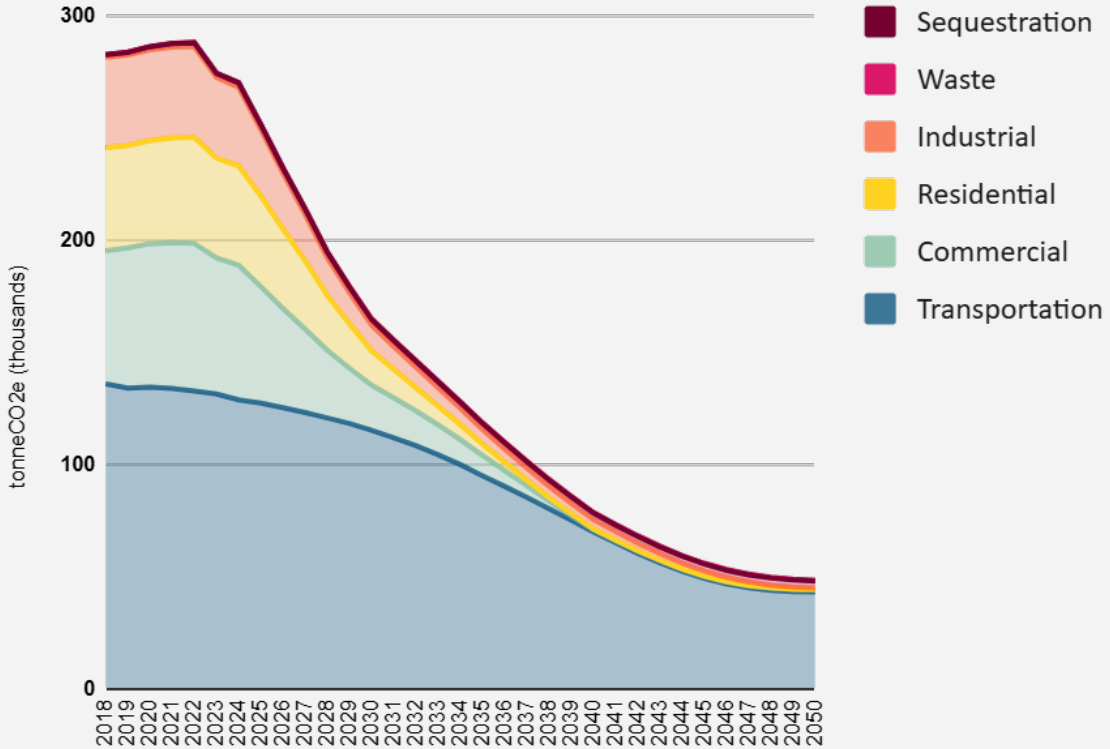

What has the State committed to?

2035

Reduce greenhouse gases by 45% below 1990 levels.

2050

Reduce greenhouse gases by 80% below 1990 levels.

Executive Order 20 -04 (2020)

Climate Action Plan Project

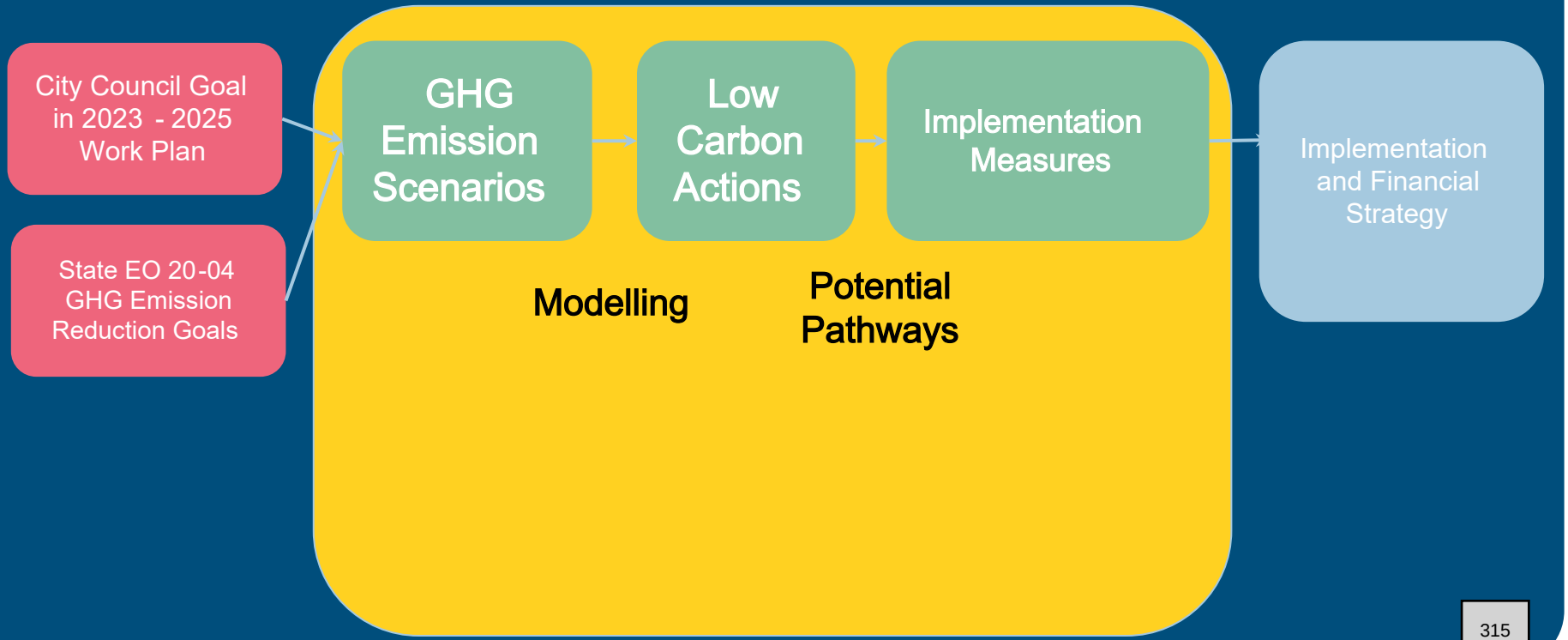

Climate Action Plan Project

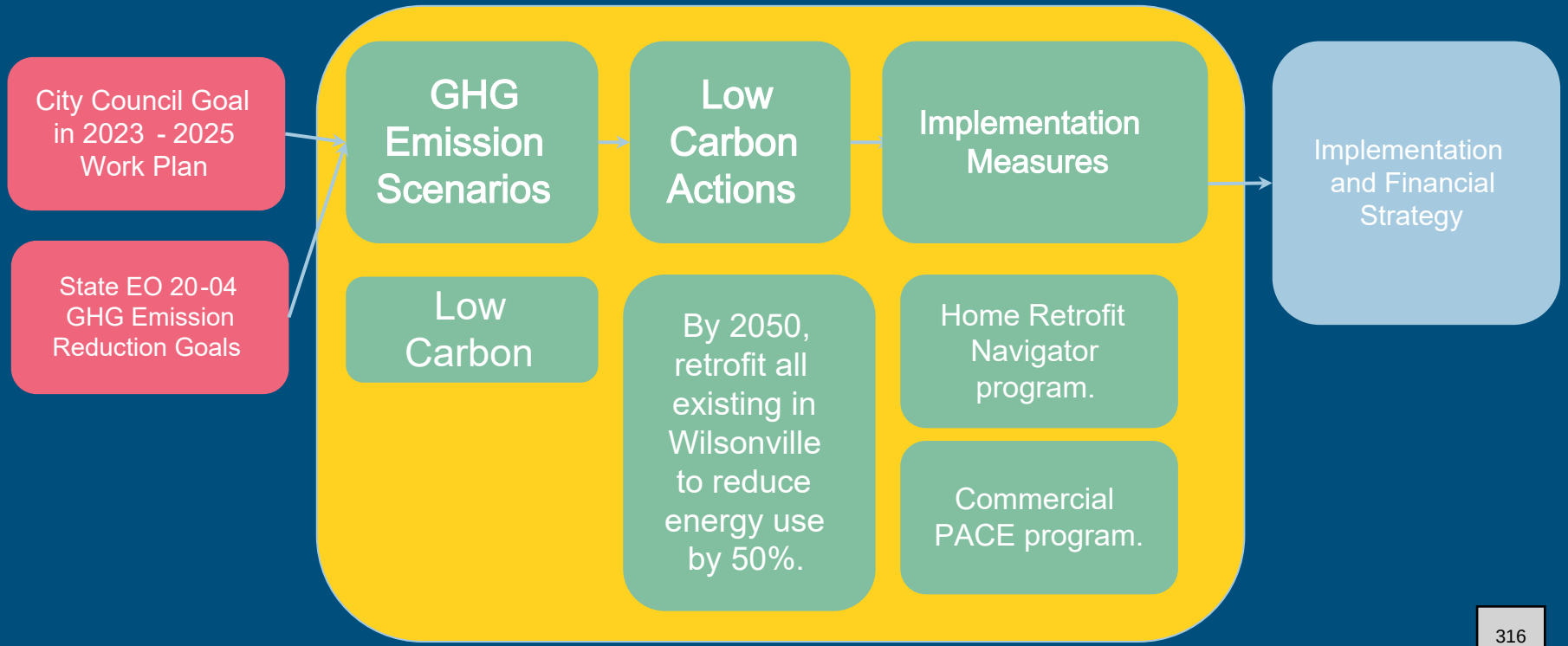

Actions and Implementation Measures



Buildings and Industry

Transportation

Renewable Energy

Solid Waste

Green Infrastructure

Building Emissions



Retrofit Existing Buildings	Eliminates - 25% of future emissions. - 1,042,000 Mtons of emissions.
Improve New Buildings	- 7% of future emissions. - 306,000 Mtons of emissions.
Build more Multi -Unit, Mixed -Use Development	- 0.4% of future emissions*. - 15,000 Mtons of emissions.

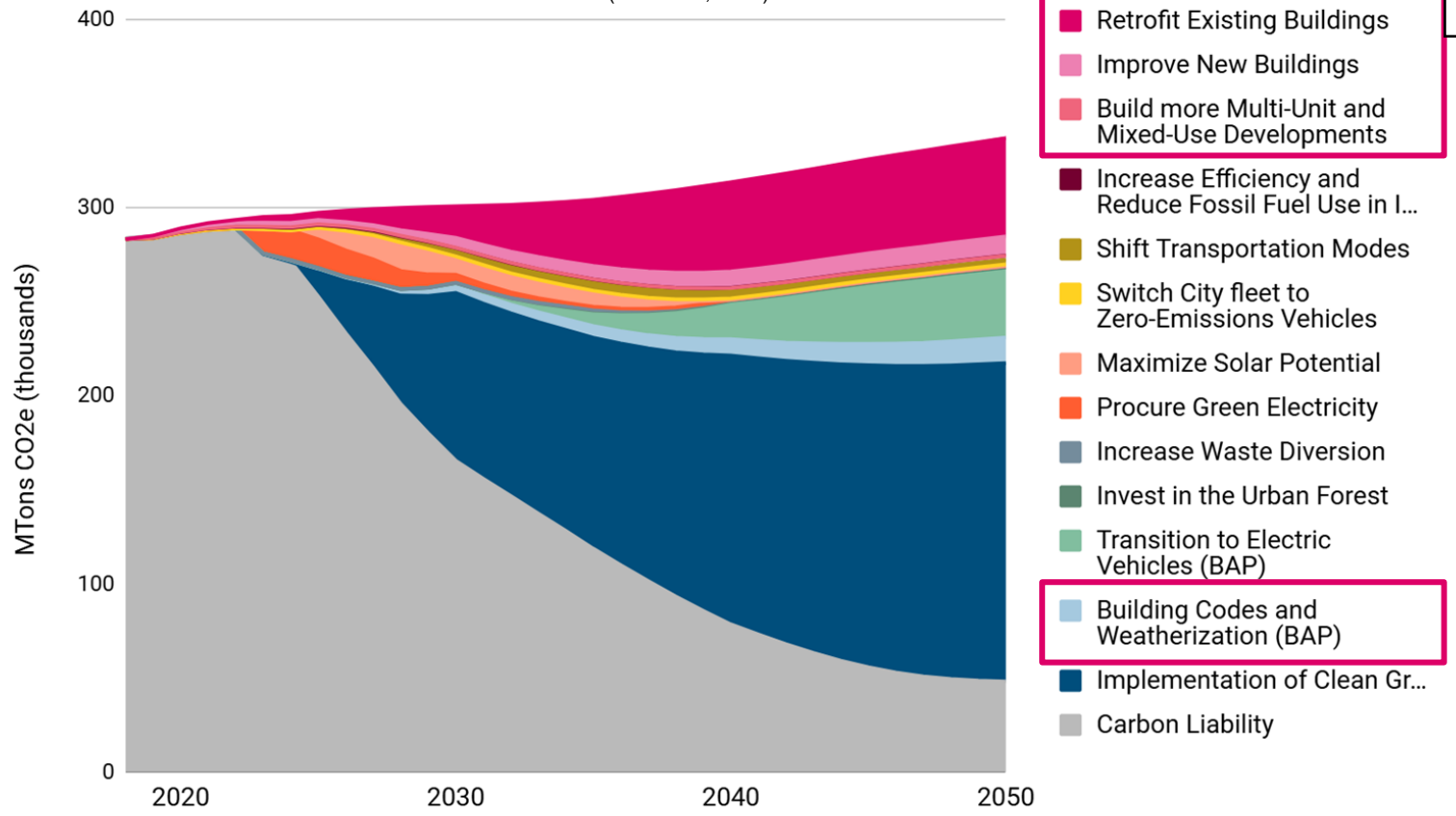
400
300
200
100
0
MTons CO2e (thousands)
2020
2030
2040
2050
Retrofit Existing Buildings
Improve New Buildings
Build more Multi-Unit and Mixed-Use Developments
Increase Efficiency and Reduce Fossil Fuel Use in I...
Shift Transportation Modes
Switch City fleet to Zero-Emissions Vehicles
Maximize Solar Potential
Procure Green Electricity
Increase Waste Diversion
Invest in the Urban Forest
Transition to Electric Vehicles (BAP)
Building Codes and Weatherization (BAP)
Implementation of Clean Gr...
Carbon Liability

Building Emissions



Retrofit Existing Buildings

- Retrofit Municipal Facilities
- Home Retrofit Navigator Program
- Energy Benchmarking and Auditing

Improve New Buildings

- Reach Building Codes
- Green roofs
- PACE program

Build more Multi -Unit, Mixed -Use Development

- Continue Accessory Dwelling Units
- Encourage development of Town Center
- Encourage transit -oriented development

Industry



Increase Efficiency and Reduce Fossil Fuel Use in Industry

Eliminates

- 3% of future emissions.
- 110,000 Mtons of emissions.

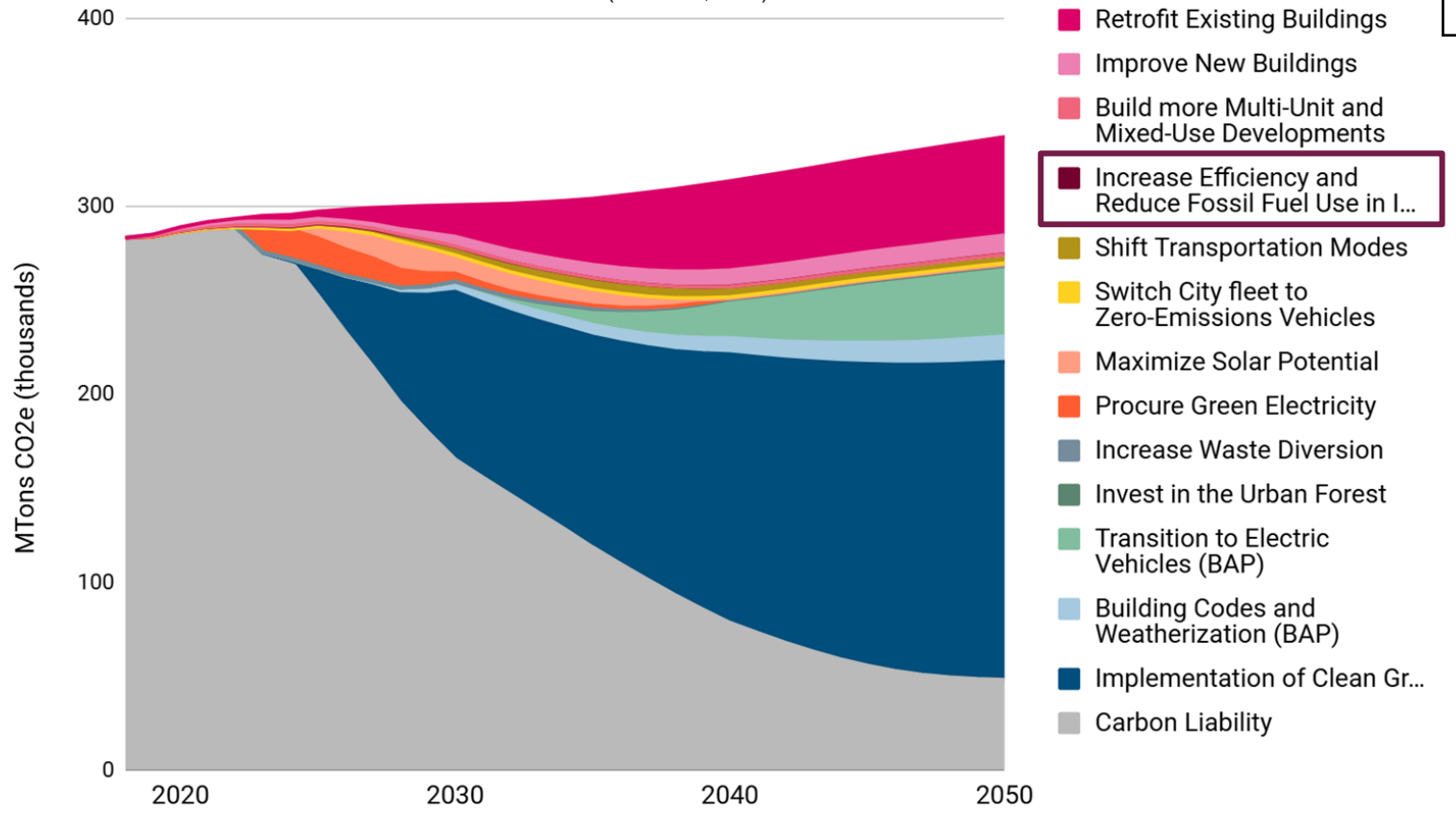
400
300
200
100
0
MTons CO2e (thousands)
2020
2030
2040
2050
Retrofit Existing Buildings
Improve New Buildings
Build more Multi-Unit and Mixed-Use Developments
Increase Efficiency and Reduce Fossil Fuel Use in I...
Shift Transportation Modes
Switch City fleet to Zero-Emissions Vehicles
Maximize Solar Potential
Procure Green Electricity
Increase Waste Diversion
Invest in the Urban Forest
Transition to Electric Vehicles (BAP)
Building Codes and Weatherization (BAP)
Implementation of Clean Gr...
Carbon Liability

Transportation



Shift Transportation Modes

Eliminates

- 3% of future emissions.
- 125,000 Mtons of emissions.

Switch City Fleet to ZEVs

- 1%* of future emissions.
- 11,000 Mtons of emissions.

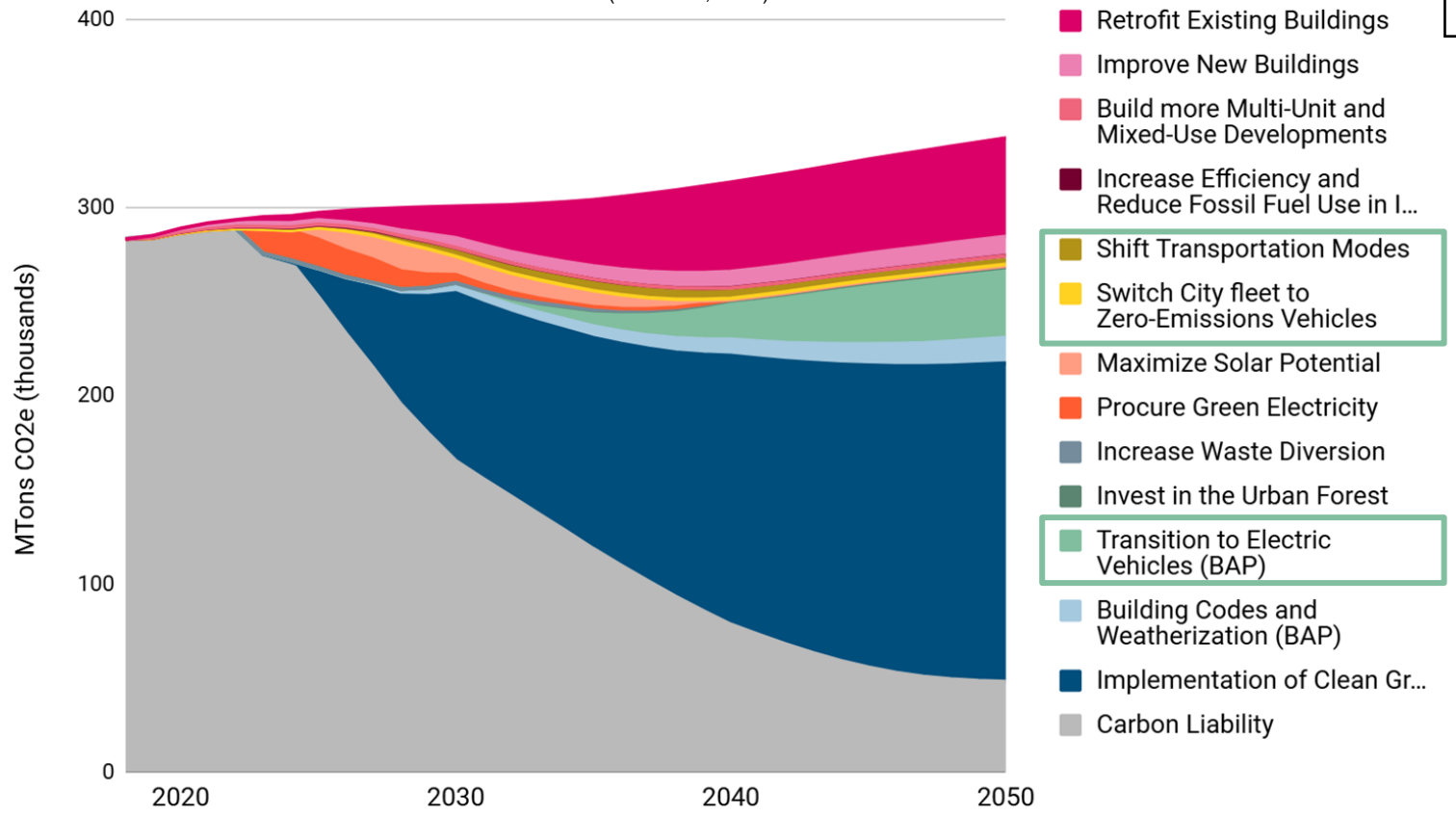
400
300
200
100
0
MTons CO2e (thousands)
2020
2030
2040
2050
Retrofit Existing Buildings
Improve New Buildings
Build more Multi-Unit and Mixed-Use Developments
Increase Efficiency and Reduce Fossil Fuel Use in I...
Shift Transportation Modes
Switch City fleet to Zero-Emissions Vehicles
Maximize Solar Potential
Procure Green Electricity
Increase Waste Diversion
Invest in the Urban Forest
Transition to Electric Vehicles (BAP)
Building Codes and Weatherization (BAP)
Implementation of Clean Gr...
Carbon Liability

Transportation



Shift Transportation Modes

- Expand Employer Commute Options and Safe Routes to School.
- Increase active transportation infrastructure and amenities.
- Offer Bike rebates for new residents.
- Introduce parking reforms.

Switch City Fleet to ZEVs

- Purchase zero -emissions vehicles and equipment.
- Continue to implement EV charging.

Renewable Energy

Maximize Solar Potential

- 33% of future emissions
- 1,372,000 Mtons

Procure Green Electricity

- 29% of future emissions*
- 1,202,000 Mtons

Planning Commission Public Hearing Record
(October 8, 2025)

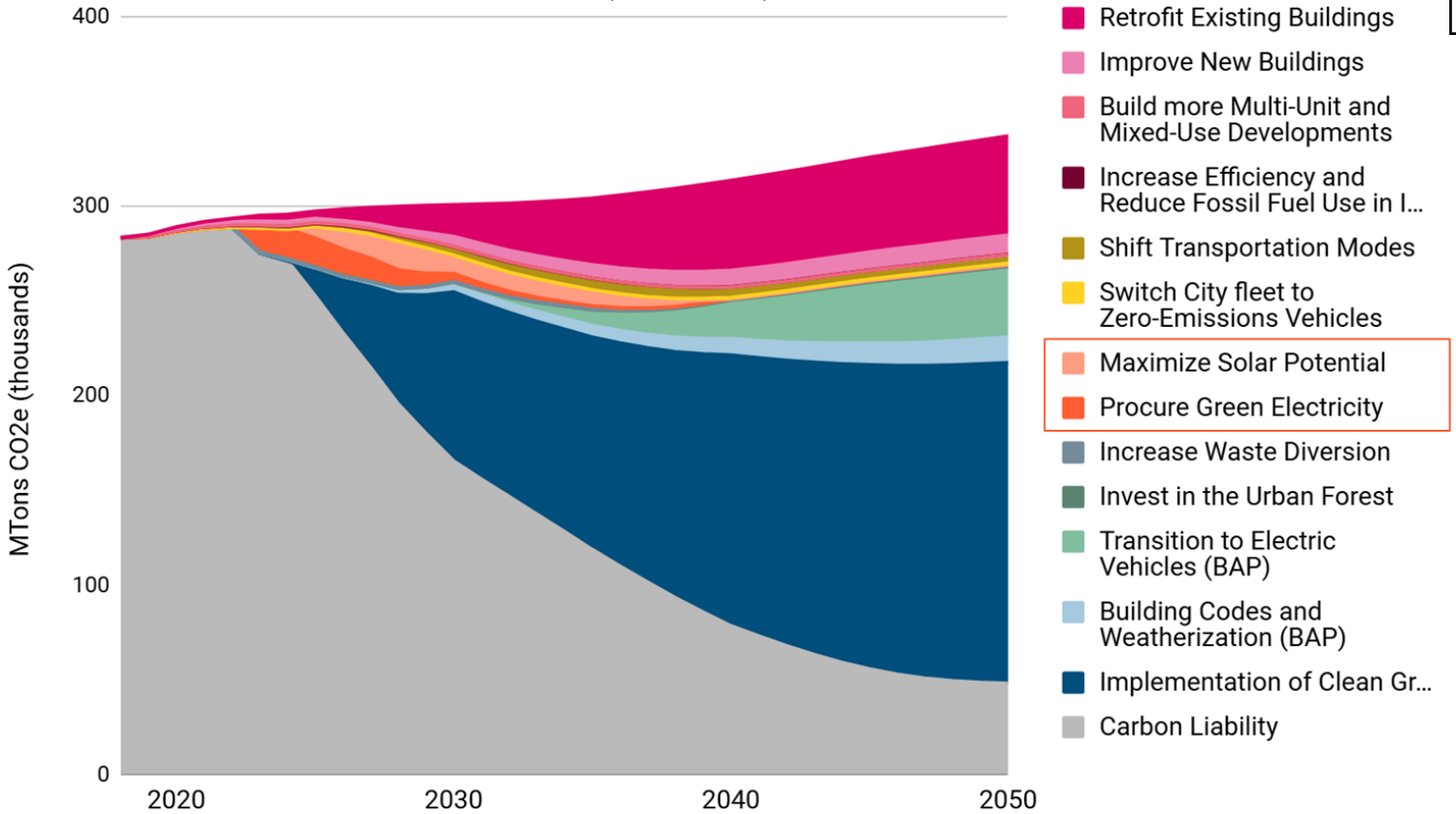

Renewable Energy

Maximize Solar Potential

- Install solar panels on municipal facilities
- Provide additional education and rebates for solar PV installations.

Procure Green Electricity

- Make the purchase of renewable electricity easier than purchasing non-renewable electricity.

Solid Waste



Increase Waste Diversion

- <1% of future emissions.
- 8,000 Mtons of emissions.

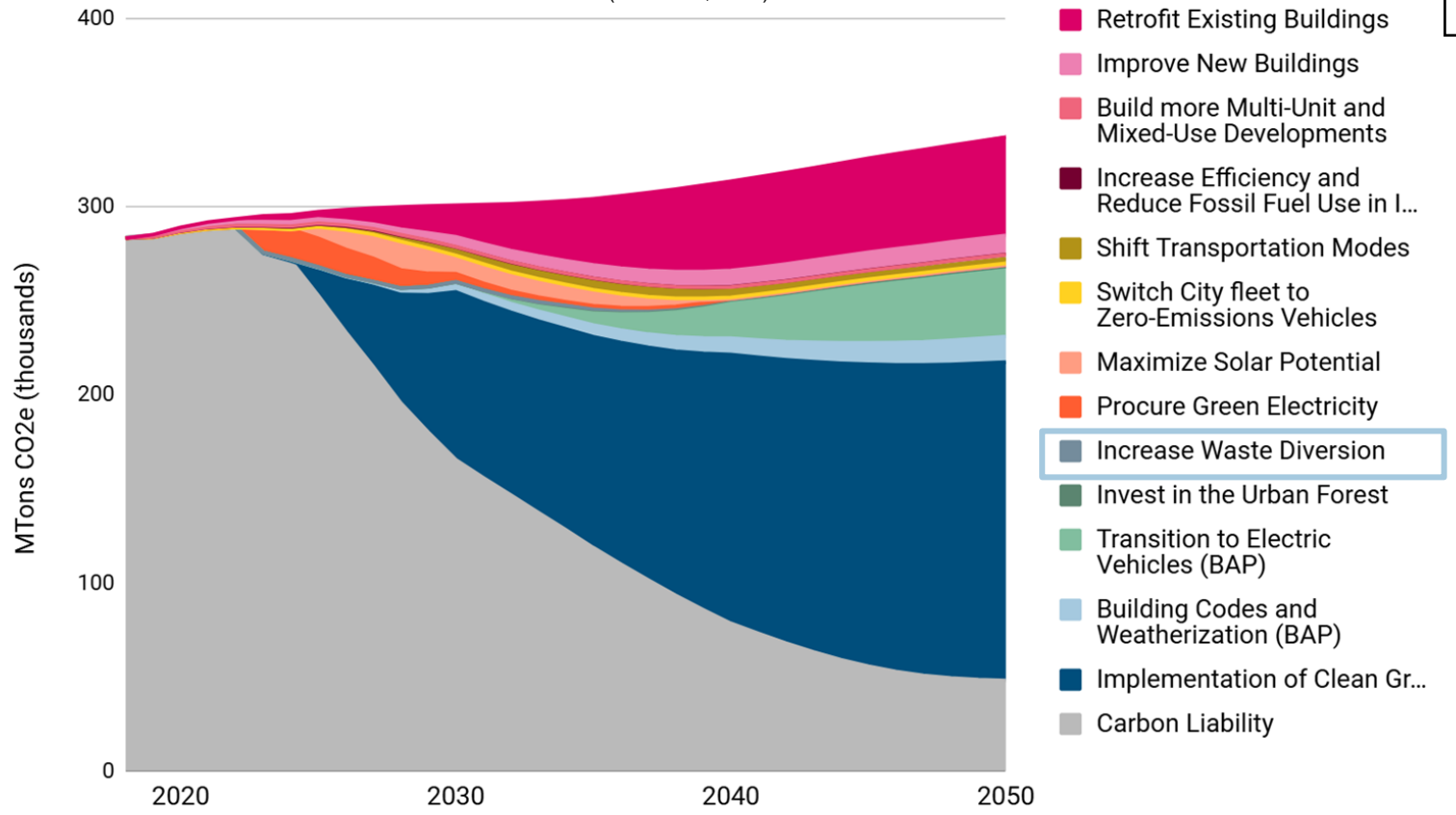
400
300
200
100
0
MTons CO2e (thousands)
2020
2030
2040
2050
Retrofit Existing Buildings
Improve New Buildings
Build more Multi-Unit and Mixed-Use Developments
Increase Efficiency and Reduce Fossil Fuel Use in I...
Shift Transportation Modes
Switch City fleet to Zero-Emissions Vehicles
Maximize Solar Potential
Procure Green Electricity
Increase Waste Diversion
Invest in the Urban Forest
Transition to Electric Vehicles (BAP)
Building Codes and Weatherization (BAP)
Implementation of Clean Gr...
Carbon Liability

Solid Waste



Increase Waste Diversion

- Develop a circular procurement policy for the City.
- Refine and expand solid waste pricing.

Green Infrastructure



Invest in the Urban Forest

- <1% of future emissions.
- 3,000 Mtons of emissions.

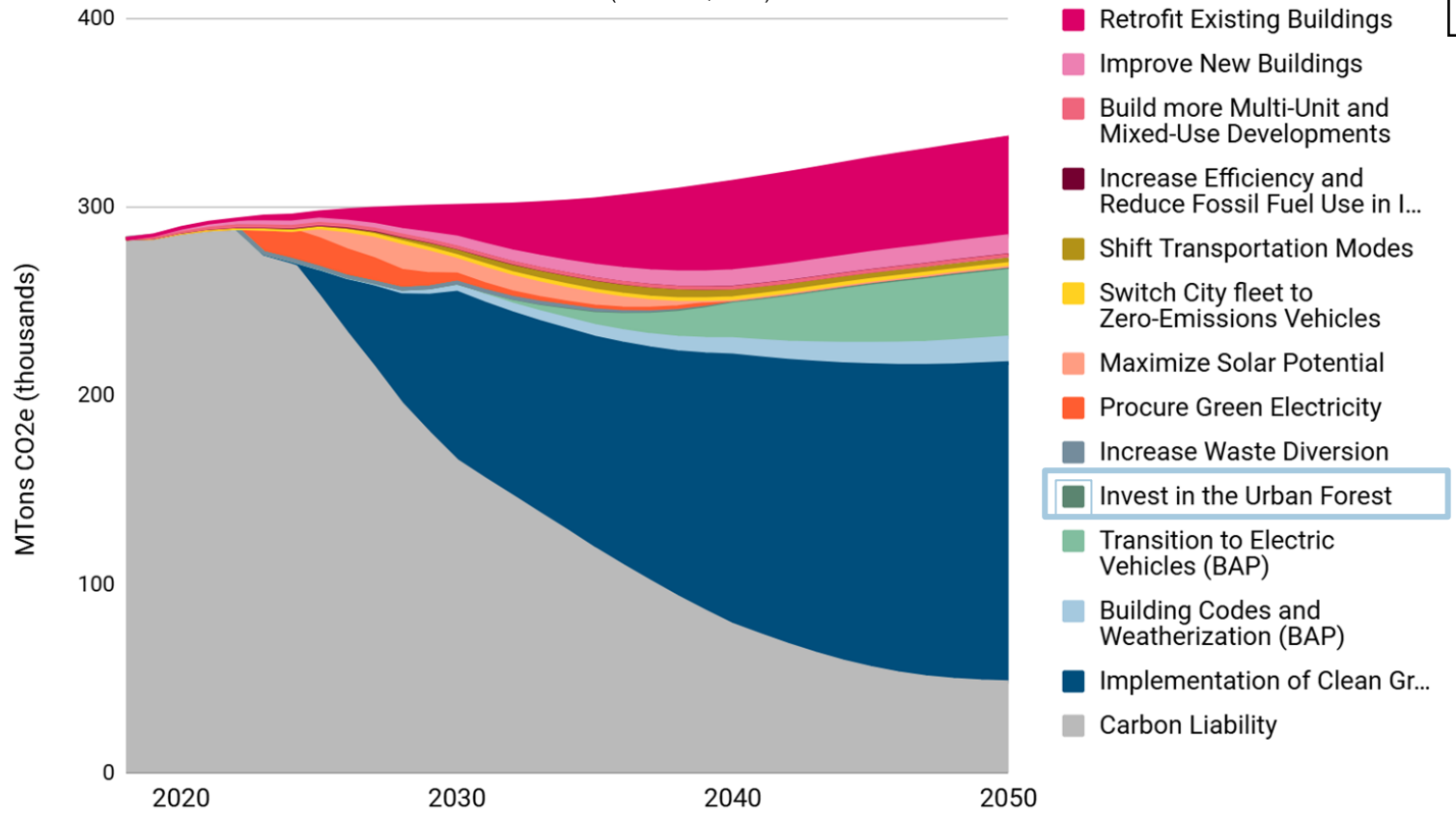
400
300
200
100
0
MTons CO2e (thousands)
2020
2030
2040
2050
Retrofit Existing Buildings
Improve New Buildings
Build more Multi-Unit and Mixed-Use Developments
Increase Efficiency and Reduce Fossil Fuel Use in I...
Shift Transportation Modes
Switch City fleet to Zero-Emissions Vehicles
Maximize Solar Potential
Procure Green Electricity
Increase Waste Diversion
Invest in the Urban Forest
Transition to Electric Vehicles (BAP)
Building Codes and Weatherization (BAP)
Implementation of Clean Gr...
Carbon Liability

Green Infrastructure



Invest in the Urban Forest

- Encourage wildfire resilient construction and landscaping.
- Use drought -tolerant landscaping in city parks.
- Continue to manage invasive species

Integrating climate work into city work

Whose responsibility is it?

Responsibility is defined by authority and influence.

- Federal/ State:
  - Legislation
  - Finance
- Municipality:
  - Zoning & Permitting
  - Bylaws
  - Education & Incentives
  - Leadership



Thank you!

Sustainability
Solutions Group

Wilsonville Planning Commission
Regular Meeting Minutes
August 13, 2025
Wilsonville City Hall & Remote Video Conferencing
https://www.ci.wilsonville.or.us/meetings/pc

CALL TO ORDER - ROLL CALL
Chair Hendrix called the meeting to order at 6:01 pm.

Present:	Nicole Hendrix, Andrew Karr, Ron Heberlein, Sam Scull, and Matt Constantine
Excused:	Jennifer Willard and Yana Semenova
Staff Present:	Daniel Pauly, Miranda Bateschell, Amanda Guile-Hinman, Kerry Rappold, and Mandi Simmons

PLEDGE OF ALLEGIANCE
The Pledge of Allegiance was recited.

CITIZEN INPUT
There was none.

ADMINISTRATIVE MATTERS
1. Consideration of the July 9, 2025 Planning Commission Minutes

The July 9, 2025, Planning Commission minutes were accepted as presented.

WORK SESSION
2. Climate Action Plan (Rappold)

Natural Resources Manager Rappold introduced the draft Climate Action Plan, which ~~The plan~~ provided a framework for how the City could move forward on Climate Action and established implementation measures for how to meet important objectives, such as the Governor's Executive Order and the City's goal to reduce emissions over the next 10 to 25 years. Tonight's presentation described the different scenarios and modeling used to determine the implementation measures and necessary actions and set in place the actions the City was already doing; however, additional work was needed around who was responsible for the implementation measures, how to finance them, and the time period required.

Maurya Braun, Consultant, Sustainability Solutions Group (SSG), and Natural Resources Manager Rappold presented the draft Climate Action Plan via PowerPoint, providing context on current climate conditions, projected local impacts, community support for climate actions and

the State's commitments to reducing greenhouse gases to below 1990 levels. (Slide 11) Three potential future scenarios were described showing the impacts of the City doing nothing, implementing its current plans, and implementing the Low Carbon actions from the draft plan. (Slides 8-10) Ten specific actions and some implementation measures Staff proposed in five categories that were key sources of emissions in Wilsonville, and most communities, were reviewed, along with the impact on greenhouse gas emissions and potential economic gains. The Climate Action Plan aligned with the City's Urban Forest Management Plan and the Natural Area Management Plan the City was currently developing. Metro's Coffee Lake Creek Wetlands Restoration Project would activate peat soils that were highly effective at sequestering carbon, and the City's Urban Forest Management Plan had a goal of increasing urban forest canopy by six percent over the next 20 years. Next steps included identifying how the City was already addressing any proposed actions within the City's Comprehensive Plan and Development Code, exploring potential financing opportunities, and employing the identified implementation measures and determining if further measures were needed. The current draft Climate Action Plan established a great framework for the City to meet the State's emission reduction targets.

Corrections were noted to the following slides:

- Slide 13: Correct second green box in second row to state, "By 2050, retrofit all existing ***buildings*** in Wilsonville to reduce energy use by 50 percent."
- Slide 21: Correct the second row to state, "Switch ~~City Fleet~~ ***all community vehicles*** to ZEVs"

Commissioner comments and feedback were as follows with the project team addressing questions as noted:

- The project team was commended for the draft Climate Action Plan and its level of detail. Such discussions and plans were not even on the radar of those on the East Coast.
- Concern was expressed about negative financial consequences associated with current federal actions and how the plan could be impacted. A lot of great metrics in the Action Plan that have improved could be negated by federal actions over the next several years and could impact what the City's efforts to stay on track.
    - **Ms. Braun** responded that amount of work required for the transition remained the same regardless of federal policy. No federal legislation was reflected in the modeled actions except perhaps for the fuel efficiency vehicle standards, which accounted for the small decrease in the first scenario, (Slide 8) and was a standard the federal government was considering for removal. The biggest change would be in the level of funding available to support the City in making these changes. Many states and communities were stepping up to continue that funding, and the auto industry was moving forward with affordable electric vehicles (EVs) despite federal actions.
    - **Mr. Rappold** added that in some ways, the City was more dependent on actions at the State level, particularly for support, guidance, and direction, especially with regard to State building codes, transportation, etc. It was important for the State to guide the process to ensure consistency between jurisdictions.
- **Ms. Braun** agreed the rapid pace of technological development was an important component of the financial analysis, the next step after the Climate Action Plan that would

identify the required capital investments and long-term savings in maintenance and energy costs, as well as who would bear those costs, whether the municipality, residents, or businesses. Technology like solar is typically modeled with declining capital costs over time to reflect efficiencies in manufacturing and production processes.

- Along with the potential benefits section in the appendix, showing the specific percentage in emissions reduction associated with each implementation measure would be helpful since some actions were inefficient and contrary to future goals. Knowing this would be important when considering where to put the City's financial resources.
  - **Mr. Rappold** noted that the Action Plan modeled what was associated with each action but was not specific down to the level of each implementation measure.
  - **Ms. Braun** stated that quantifying emissions reductions for each measure would be difficult because each could be implemented in multiple ways. As part of the financial analysis, the team could provide a sense of the return on investment for different approaches.
- Consistently using the term "zero emission vehicles" rather than "battery electric vehicles" was suggested to remain agnostic on the technology over the large time horizon since technology changes fast.
- Was the impact of landscaping practices on emissions, such as water, fertilizer use, irrigation, and gas-powered equipment, reflected in the Action Plan? What was the magnitude of that impact and were there actions the City should take to reduce it?
  - **Mr. Rappold** responded that he had gathered data on energy use, including from the wastewater and water treatment plants. Landscaping carried a cost in terms of the energy required to produce and deliver the water, which was compiled on an annual basis. Shifting to xeriscaping or drought-tolerant landscaping would eliminate irrigation demand, resulting in both cost savings and reduced emissions.
  - **Ms. Braun** noted the largest impact came from using treated drinking water for landscape irrigation. Treating water to a drinking level standard required significant energy and was often fossil fuel based. Using it for a purpose that did not require such a high standard and with some of it returning to the wastewater or stormwater system for additional treatment highly impacted emissions. The City should encourage alternatives such as rainwater use and a shift to electric lawn equipment and encouraging green electricity sources as quickly as possible.
- The header on Page 21 of Attachment 1 (PDF Page 27) read "Climate Actions Can Provide Municipalities with New Revenue Sources," and then examples of opportunities for new revenue sources were listed. Most those listed opportunities were from cities not similar in size to Wilsonville. If possible, the Action Plan should list revenue-source options that were more applicable to a city the size of Wilsonville.
- On Page 32 of Attachment 1 (PDF Page 38) claimed that switching from furnaces to emissions-free heating and cooling systems increased energy efficiency from approximately 96 percent to 300 to 400 percent. How was it possible to get above 100 percent efficiency?
  - **Ms. Braun** explained that heat pumps used electricity in combination with the heat exchange process to produce three to four times the amount of energy in heat or cooling relative to the electricity consumed. For example, if one kilowatt hour was used

to run the heat pump, it generated the equivalent of three to four kilowatt hours of heating or cooling in the space, which translated to a 300 to 400 percent efficiency.

- Did or could the Action Plan quantify how much of the emissions reduction would be attributed to the Town Center development? Noting emissions reduction could be an opportunity for Wilsonville to explain the benefits of the Town Center development helping meet the City's future climate reduction goals and help address some concerns about the plan.
  - **Ms. Braun** confirmed that the analysis was done at a geographic level and the Town Center fell within a single zone of the city from a modeling perspective, so the information could be extracted and shared. However, the modeling was based on broad assumptions about what would occur in that area and might not be as specific as the Planning Commission wanted, since her work was not focused on a detailed analysis of the Town Center development.
- The interchangeable use of terms such as "implementation measures," "significant climate actions," and "low carbon actions" made the Climate Action Plan less clear. The actual plan referenced low carbon actions with discussion about implementation measures in different sections. It would be better to be simpler and more direct about what the Action Plan actually proposed and use consistent terminology.
  - The graphic showing the Climate Action Plan Project's pathway to the end point of the implementation measures (Slide 13) was not specific to the actual plan being implemented. The slides toward the end of the presentation provided a summary of the actions being proposed.
    - **Ms. Braun** added the team could look at how the Climate Action Plan was organized to make the relationship clearer between the high- and mid-level priorities and the specific actions.
- "Low carbon" was not a term used consistently throughout the plan; parts of the Action Plan used "implementation" or "action plan," which were good terms. The Action Plan should be clear about the 10 action items the City was going to take.
    - **Mr. Rappold** explained "low carbon" was used to identify that scenario compared to the business-as-usual and business-as-planned scenarios. The project team would discuss how to make the actions more clear.
- The Action Plan's modeling was both exciting and a bit intimidating. Further conversations regarding responsibilities and financing were eagerly anticipated.
- Considering the expensive costs of recycling options with waste and procurement would be important to discuss.
- On Page 53 of the draft plan (Page 68, meeting packet) one of the bullet points should be corrected to read, "..further ~~reduce~~ ***increase*** the long-term affordability of homeownership in Wilsonville."
- Could the financial analysis include a cost-benefit analysis, showing the benefits of as well as the costs for not implementing the Climate Action Plan?
  - **Ms. Braun** replied a financial analysis would identify the costs of initiating changes, who would likely bear those costs, and who would realize the benefits of avoided maintenance and energy expenses. Another important perspective was the cost of not

taking action, sometimes referred to as the social cost of carbon. Those costs included impacts to infrastructure, increased healthcare costs from heat-related illness, and greater risks of stormwater overflows and powerline failures leading to fires. Those social costs were continually updated and increasingly outweighed the capital investments needed to avoid them.

- **Mr. Rappold** noted the same draft Climate Action Plan would be taken to the City Council's work session on September 4th, and the Commission's input would be addressed in the final Climate Action Plan presented to the Planning Commission for the public hearing on October 8th. He confirmed that a track changes version would be provided to the Commission.

Chair Hendrix confirmed there were no public comments on the draft Climate Action Plan.

INFORMATIONAL

3. City Council Action Minutes (July 21, 2025) (No staff presentation)

Planning Manager Pauly confirmed the 2025 legislative update was just educational. Staff was still digesting the outcome of the legislative session and would provide an update to the Planning Commission this fall.

Commissioner Karr announced that a town hall about the legislative session was scheduled at the Tigard Public Library on August 23rd.

4. 2025 PC Work Program (No Staff presentation)

Planning Director Bateschell shared that she had attended the memorial service in Wilsonville Town Center honoring former Commissioner and Senator Aaron Woods. A memorial plaque was placed on a bench in front of the Parks building in Town Center, facing the fountain. She noted that many Commissioners had served with him and were familiar with the impact he had on the Commission, the city, and the state.

ADJOURNMENT

The meeting was adjourned at 7:20 pm.

CITY COUNCIL

MONDAY, FEBRUARY 3, 2025

WORK SESSION

Climate Action Plan (Rappold)

CITY COUNCIL MEETING
STAFF REPORT

Meeting Date: February 3, 2025	**Subject:** Climate Action Plan **Staff Member:** Kerry Rappold, Natural Resources Manager **Department:** Community Development
Action Required	**Advisory Board/Commission Recommendation**
☐ Motion ☐ Public Hearing Date: ☐ Ordinance 1st Reading Date: ☐ Ordinance 2nd Reading Date: ☐ Resolution ☒ Information or Direction ☐ Information Only ☐ Council Direction ☐ Consent Agenda	☐ Approval ☐ Denial ☐ None Forwarded ☒ Not Applicable **Comments:** N/A
Staff Recommendation: Provide input on the proposed Climate Action Plan and planning process.	
Recommended Language for Motion: N/A	
Project / Issue Relates To:	

☒Council Goals/Priorities: Develop a climate inventory and gap analysis of city practices and operations and engage the community to build awareness of climate friendly practices.	☐Adopted Master Plan(s):	☐Not Applicable

ISSUE BEFORE COUNCIL:

The City Council goals for fiscal year (FY) 2023-2025 include developing a Wilsonville climate action plan. Staff will provide an overview of the planning process for the Climate Action Plan.

EXECUTIVE SUMMARY:

In August, staff and the consultant (Sustainability Solutions Group - SSG) kicked off the planning process for the Climate Action Plan (CAP). The CAP provides a roadmap for achieving net-zero greenhouse gas (GHG) emissions and will include the following steps in developing the plan:

1. Context review: The review of key strategic documents to understand Wilsonville's city and climate planning, as well as state legislation and other climate plans.
2. Data input and GHG inventory: The inventory will include the energy use and emissions within Wilsonville's city boundaries, and an update and refinement of data and modeling previously completed for the Clackamas County Climate Action Plan.
3. Model calibration: The calibration will identify the activities producing GHG emissions by sector and target emission reduction measures for specific activities.
4. Business-as-Usual (BAU) and Business-as-Planned (BAP) scenarios: The BAU scenario will provide the annual energy consumption and emissions through 2050 by traffic zones and neighborhoods across the city. The BAP scenario will reflect the additional impact on energy use and emissions of key county, state, and federal policies.
5. Strategies and actions: A list of "low carbon" actions and policy options will be identified and refined for geographic rollout, equity improvement, and to optimize co-benefits for the city.
6. Draft low-carbon scenario: The selected set of "low carbon" actions will be modeled for their energy and emissions impacts between the baseline and target years. The scenario will include year-over-year energy and emissions projections associated with implementation of the emission reduction actions.
7. Final low-carbon (best fit) scenario: The final scenario will outline how the City can achieve its emission reduction targets in relation to existing policies, regulations, plans, and investments, and will provide a viable, sector-by-sector action pathway for reducing community emissions.
8. Draft and final plans: The CAP will include the following information:
    a. Descriptions of local context, existing conditions, targets, and legislation that will affect climate action in Wilsonville.
    b. Identify key expected impacts of climate change to local conditions in Wilsonville in future decades.
    c. Outline the community's projected energy use and emissions in the BAU, BAP and "low carbon" scenarios, and provide a clear pathway of the modeled actions, and the timeline to achieve a net-zero future in Wilsonville.
    d. An appendix with data, methods, and assumptions.

In addition to the Planning Commission and City Council, a staff advisory committee, comprised of members from Community Development, Public Works, Parks and Recreation, SMART, and Finance, will provide input during the planning process.

On January 8, staff discussed the draft low carbon actions with the Planning Commission. In addition, a public open house was held on January 16, and a business and industry survey has been posted on Let's Talk, Wilsonville! Staff will summarize the input received from the Planning Commission, Wilsonville residents, and businesses. At this meeting, staff will present the greenhouse gas inventory, BAU and BAP scenarios, and draft low carbon actions.

Discussion Questions:

1. Do you have any questions about the greenhouse gas inventory and the planning scenarios?
2. Are there specific low carbon actions you would like to see included?

EXPECTED RESULTS:
The completion and adoption of a Climate Action Plan which will focus on reducing the community's GHG emissions, and how these changes can also increase resilience.

TIMELINE:
Staff will present the draft and final plans to the City Council for specific input and final adoption by spring 2025.

CURRENT YEAR BUDGET IMPACTS:
The amended Fiscal Year 2025 Wilsonville budget includes $105,000 in general funds as part of capital improvement project #3007 - Climate Action Plan.

COMMUNITY INVOLVEMENT PROCESS:
Community involvement and public outreach will be a key component of the project. Staff welcomes input from the Council on public engagement activities for the CAP process. A "Let's Talk, Wilsonville!" site has been set up for the project, which included community and business surveys. A public open house was held on January 16, 2025.

POTENTIAL IMPACTS OR BENEFIT TO THE COMMUNITY:
Climate change has the potential to affect the lives and livelihoods of every resident. Developing a Wilsonville Climate Action Plan will provide the opportunity to explore options for reducing greenhouse gas emissions and identifying actions that address climate change.

ALTERNATIVES:
City Council may suggest the addition, modification, or removal of low carbon actions for further consideration in the Climate Action Plan. In addition, the City Council could decide to rely on existing policies, programs, and outreach to meet the City Council goal.

CITY MANAGER COMMENT:
N/A

ATTACHMENTS:

A. GHG Inventory, BAU and BAP scenario assumptions, and draft low carbon actions

GHG Inventory (City of Wilsonville - 2021 Energy Use)

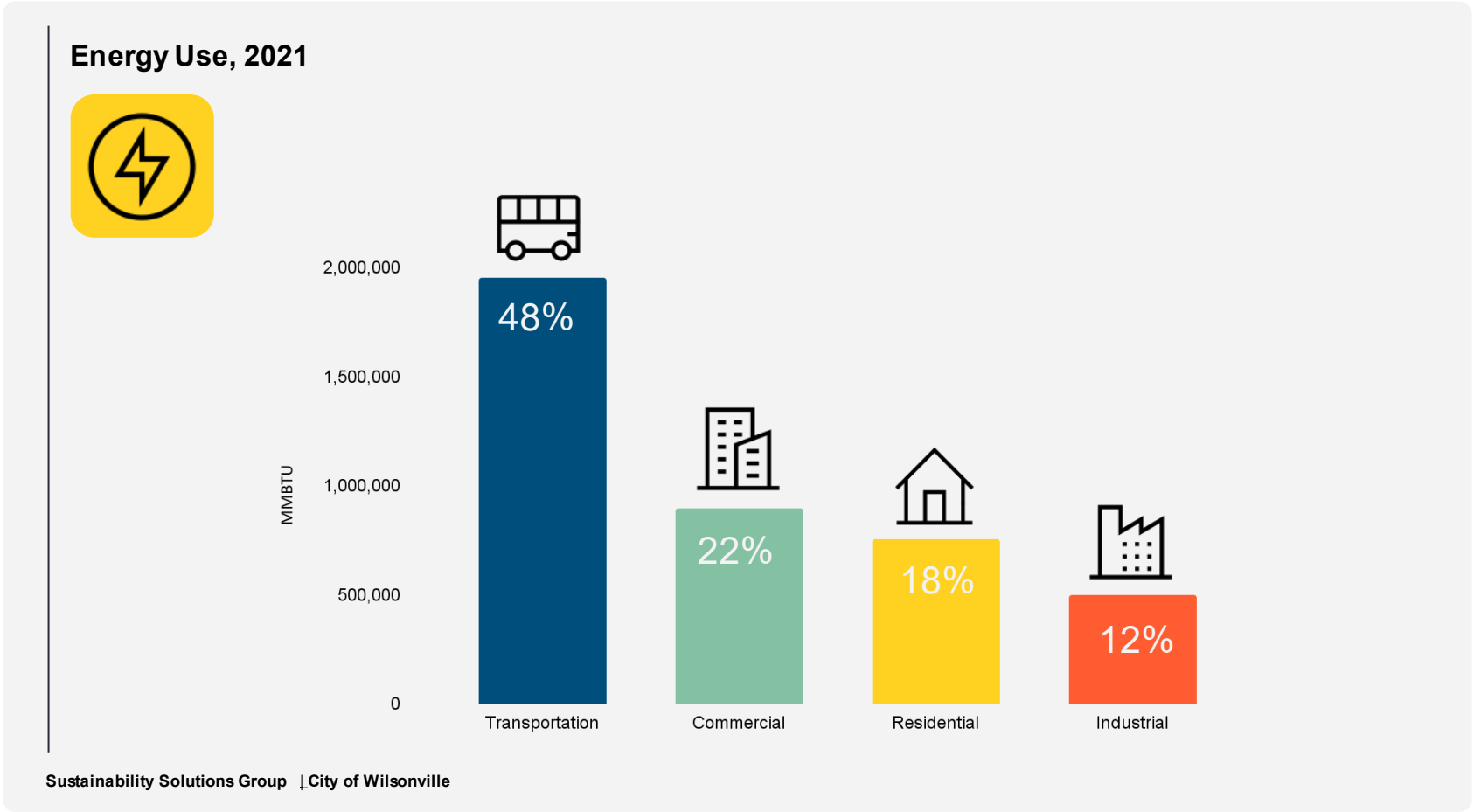

Attachment 3

GHG Inventory (City of Wilsonville - 2021 Emissions)

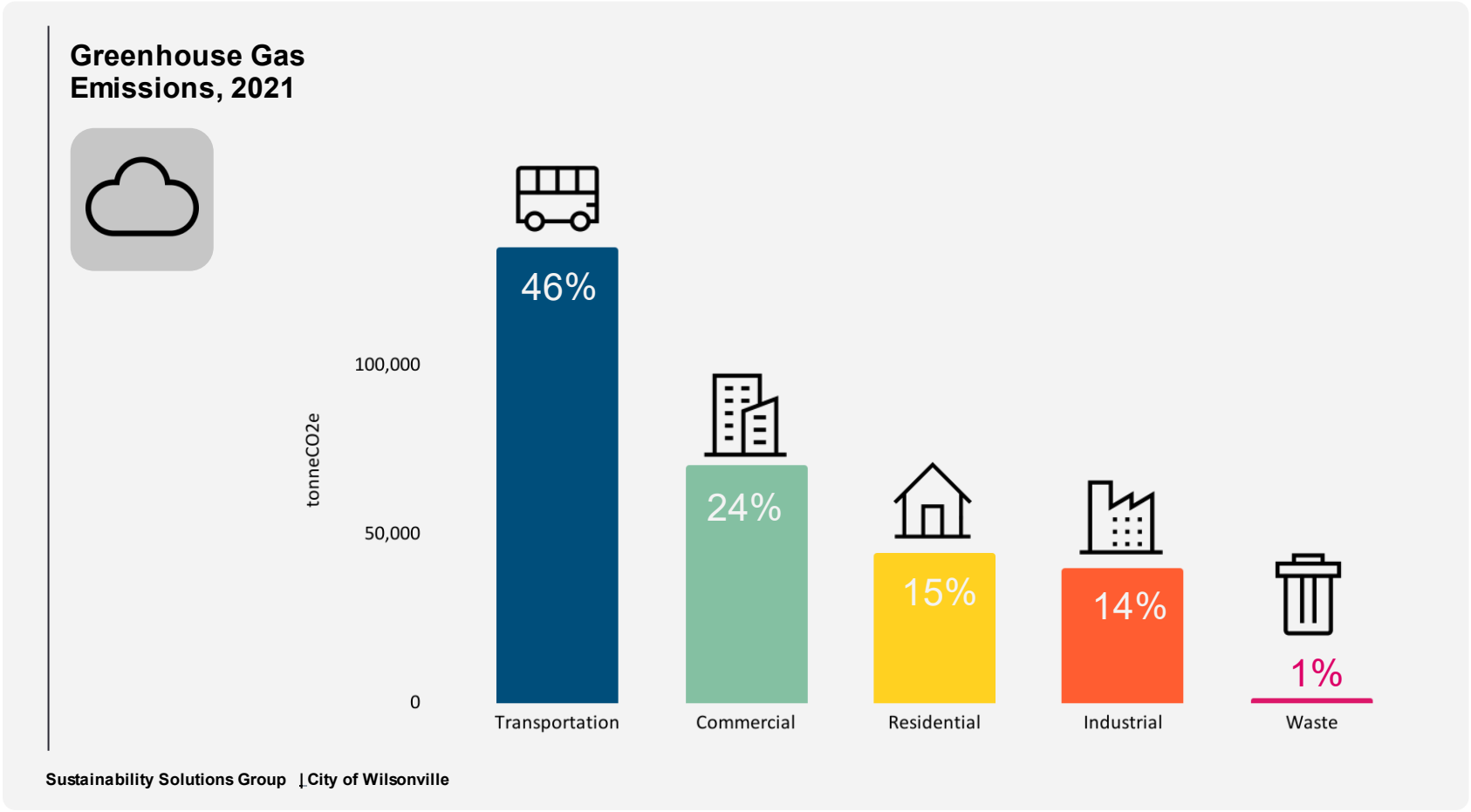

Business-as-Usual, Business-as-Planned, and Low-Carbon Scenario Assumptions

Assumptions by Scenario				
Category	**BAU Assumptions**	**BAP Assumption**	**LCS Assumption**	**Source(s)**
Climate				
Changes in Climate	- Decrease in Heating Degree Days from 6,200 to 5,600 by 2050 - Increase in Cooling Degree Days from 200 to 350 by 2050	Same as BAU	Same as BAU	Climate Explorer, National Environmental Modeling and Analysis Center
Demographics				
Population Growth	- Increase by 14% between 2019 and 2039 - 3,373 new residents and 1,752 new households	Same as BAU	Same as BAU	Equitable Housing Strategic Plan (2020)
Employment Growth	- Increase from 20,091 jobs in 2015 to 27,207 jobs in 2040	Same as BAU	Same as BAU	Oregon Department of Transportation
Energy				
Grid Emissions Factor	- Existing emissions factor: - PG&E's 2018 power mix: 2018 Power Mix: -- Renewable - 39% -- Nuclear - 34% -- Natural gas and other fuels - 15% -- Large hydro - 13%	Reduction in emissions from electricity grid 80% reduction by 2030, 90% reduction by 2035 and 100% reduction by 2040 relative to baseline	Same as BAP	Oregon's Clean Energy Bill (2021)
Renewable Energy Procurement	- Wilsonville continues to purchase renewable energy for community to meet EPA's Green Power Communities program's requirements that 10% of the community's electricity to come from green sources-	Same as BAU	TBD.	City of Wilsonville
Buildings				
New Building Performance	Existing building standards.	Improvements to residential and commercial building codes every 5 years Begins with 8.5% energy efficiency gains in 2024 over 2019, with an additional 5.7% gain in 2028, with new code gains at ¾ of previous gain	TBD.	State of Oregon
Existing Building Performance	Existing building performance.	1.5% of existing stock is weatherized each year, resulting in a 15% improvement per building	TBD.	Oregon's Healthy Homes Repair Fund
Transportation				
Electrify Light-Duty Vehicles	- Existing vehicle population: - Proportion of vehicles in Oregon, 2022 -- Electric Vehicles - 1.2% -- Plug-in Hybrid Electric - 0.6% -- Hybrid Electric - 3.7% -- Other - 94.5%	By 2035, all new passenger cars, SUVs, and light-duty pickup trucks must either be battery electric or plug-in hybrid electric vehicles	TBD.	Oregon's Clean Car Standards; Alternative Fuels Data Centre
Electrify Medium & Heavy-Duty Vehicles	Existing vehicle population.	- An increasing percentage of new medium- and heavy-duty vehicles must be ZEVs beginning in 2025 - Ranges from 7% in 2025 to 75% in 2035, depending on the vehicle class	TBD.	Oregon's Clean Truck Rules
Fuel Standards	Existing fuel standards.	The average carbon intensity of gasoline and diesel decreases by 20% by 2030, and by 37% by 2035 relative to 2016	Same as BAP	Oregon's Clean Fuels Program
Replace transit buses	Existing transit buses.	Replace all buses with alternative fuelled vehicles (electric, compressed natural gas) by 2028 - 5 CNG Buses - 5 Electric Buses	TBD.	SMART Climate Action Plan
Mode shift	Current mode share will be extracted from the Oregon Metro four-step trip based travel behavior model once the Wilsonville model is calibrated.	Us the walking, cycling, and transit mode shares from the Oregon Metro four-step trip based travel behavior model. Data was provided for 2015, 2027 and 2040	Metro has identified performance targets for non-driving mode share percentages, which is to triple the walking, biking, and transit mode shares by 2040 compared to 2015.	Replica, from Wilsonville Performance Update 2023; Transportation Master Plan, SMART Climate Action Plan, SMART Safe Routes
Land Use				
Building Growth	- Demand for 2,476 new homes between 2019 and 2039, including 990 multi-family, 1,238 single family detached, and 248 single family attached	Same as BAU.	TBD.	Equitable Housing Strategic Plan (2020)
Tree Canopy	- Existing tree canopy coverage: 30% - 25,954 street trees	Increase tree canopy by 6% to 36% by 2046 by planting 27,000 new trees	TBD.	Urban Forest Management Plan

Draft Low Carbon Actions

Draft Actions for Wilsonville

- 30% of new housing developed in Town Center
- Retrofit buildings to achieve 50% thermal savings & 10% plug load savings
- 25% of new buildings are net-zero by 2030, and 50% by 2040
- 90% of existing buildings have air source heat pumps by 2040
- 100% of new buildings include solar PV* by 2035
- 30% of customers procure carbon-free electricity by 2030

Draft Low Carbon Actions

Draft Actions for Wilsonville

**Or access to renewable energy*

100% of new light-duty vehicles electric by 2035



100% of new heavy-duty vehicles electric by 2040



Mode shift to: 8% carpool, 14% walk, 12% bike, 16% transit by 2040



100% of RNG potential captured at wastewater treatment facility by 2040



50% of organic waste reduced or diverted from landfill by 2030



20% reduction in industrial energy use



City of Wilsonville's Climate Action Plan

City Council

February 3, 2025

Sustainability Solutions Group



Agenda

01 Climate Action Plan Overview

02 Greenhouse Gas Inventory & Modelling

03 Low Carbon Ideas

About SSG

35+ member owners

20+ years in business

200+ Climate Action Projects

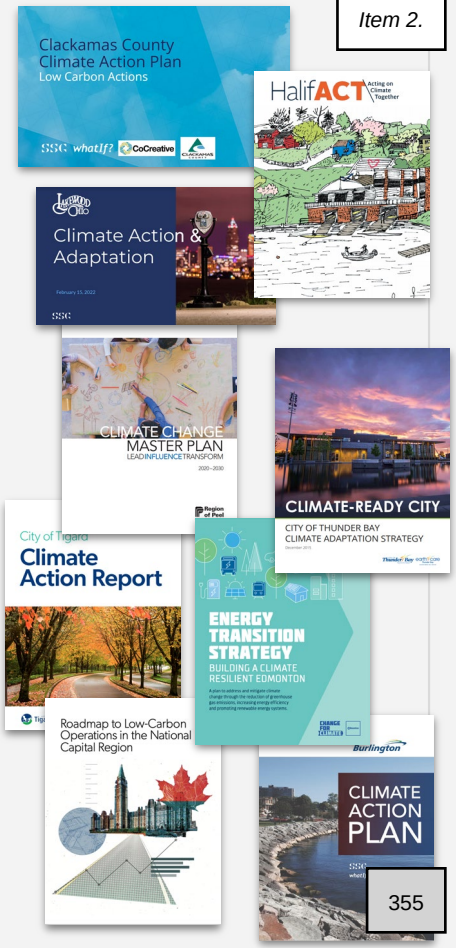

PART 1

Climate Action Plan Overview

Sustainability Solutions Group

What is a Climate Action Plan?

- A data-driven policy and actions pathway to achieve an emissions reduction target
- Includes:
  - Context
  - Energy & emissions projections
  - Engagement feedback
  - Recommended policies & actions



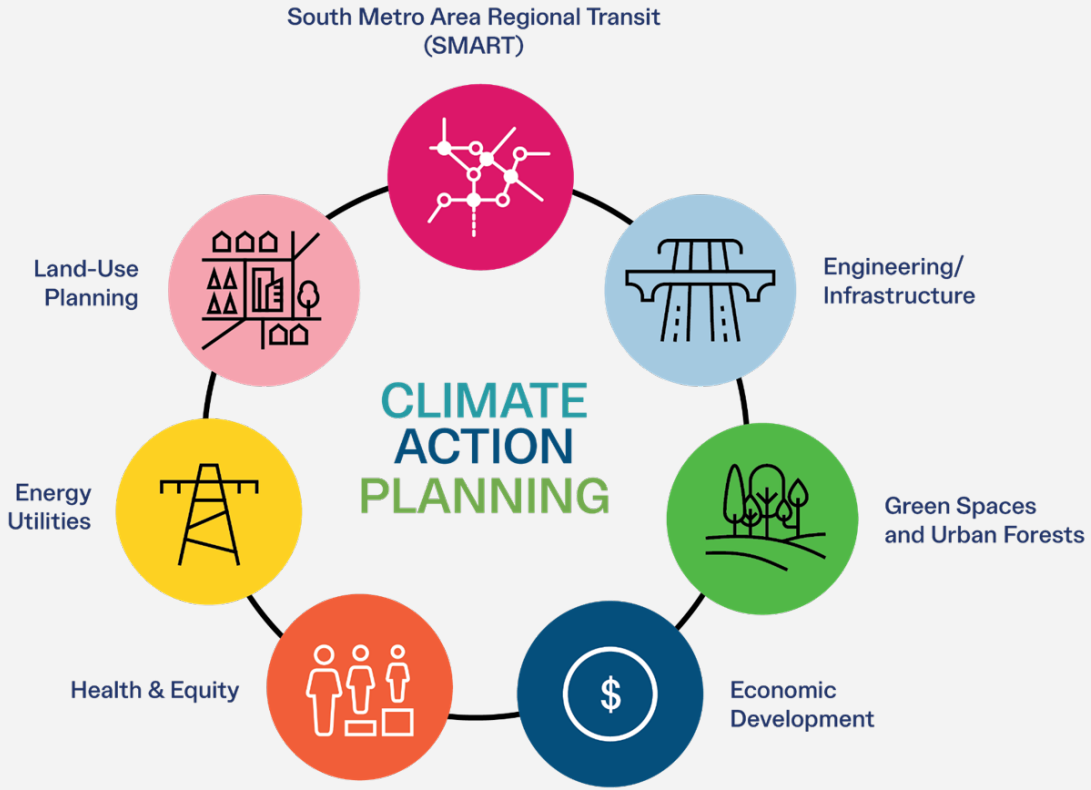
South Metro Area Regional Transit
(SMART)
Land-Use
Planning
Engineering/
Infrastructure
CLIMATE
ACTION
PLANNING
Energy
Utilities
Green Spaces
and Urban Forests
Health & Equity
$
Economic
Development

State Targets

Executive Order 20 - 04 (2020)

2035

45% reduction below 1990 levels

2050

80% reduction below 1990 levels by 2050

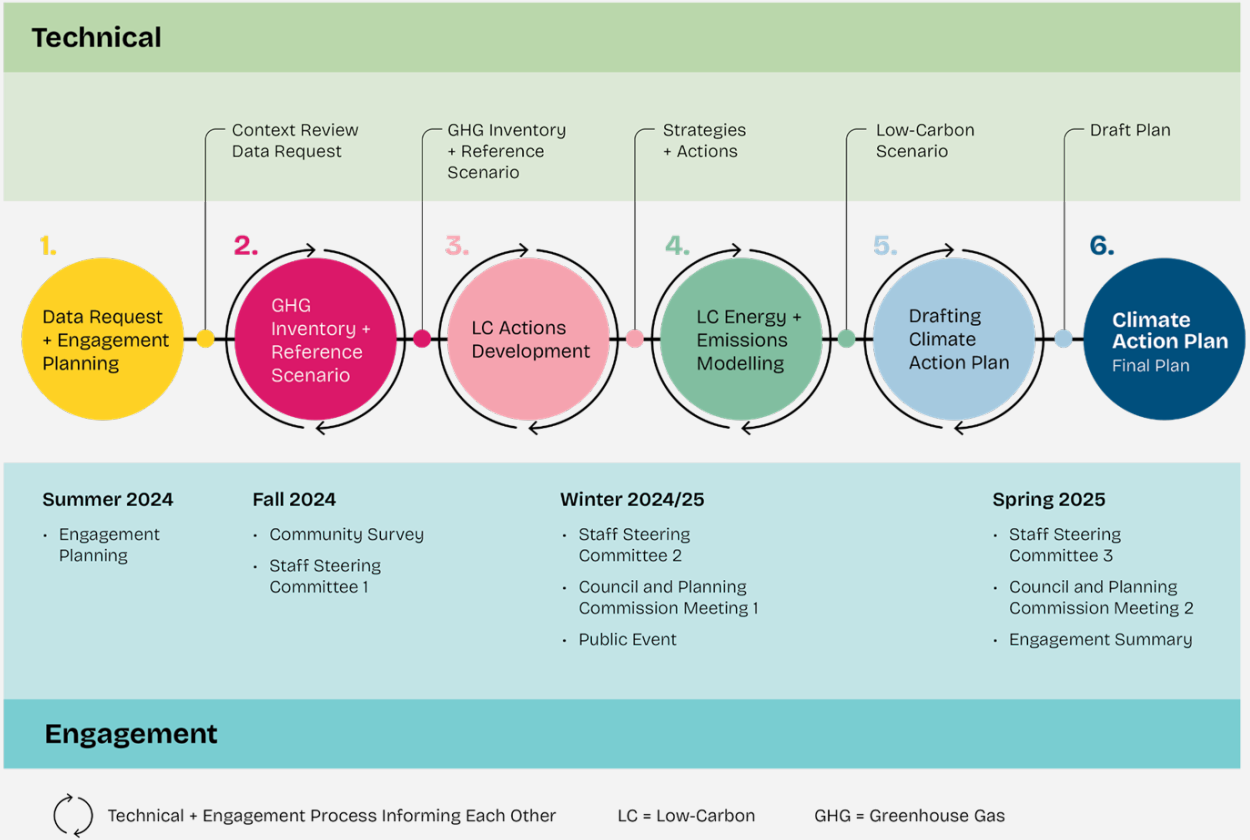
Technical
Context Review Data Request
GHG Inventory + Reference Scenario
Strategies + Actions
Low-Carbon Scenario
Draft Plan
1.
Data Request + Engagement Planning
2.
GHG Inventory + Reference Scenario
3.
LC Actions Development
4.
LC Energy + Emissions Modelling
5.
Drafting Climate Action Plan
6.
Climate Action Plan
Final Plan
Summer 2024
Engagement Planning
Fall 2024
Community Survey
Staff Steering Committee 1
Winter 2024/25
Staff Steering Committee 2
Council and Planning Commission Meeting 1
Public Event
Spring 2025
Staff Steering Committee 3
Council and Planning Commission Meeting 2
Engagement Summary
Engagement
Technical + Engagement Process Informing Each Other
LC = Low-Carbon
GHG = Greenhouse Gas

Public Support

Question: How important is the issue of climate change to you personally?

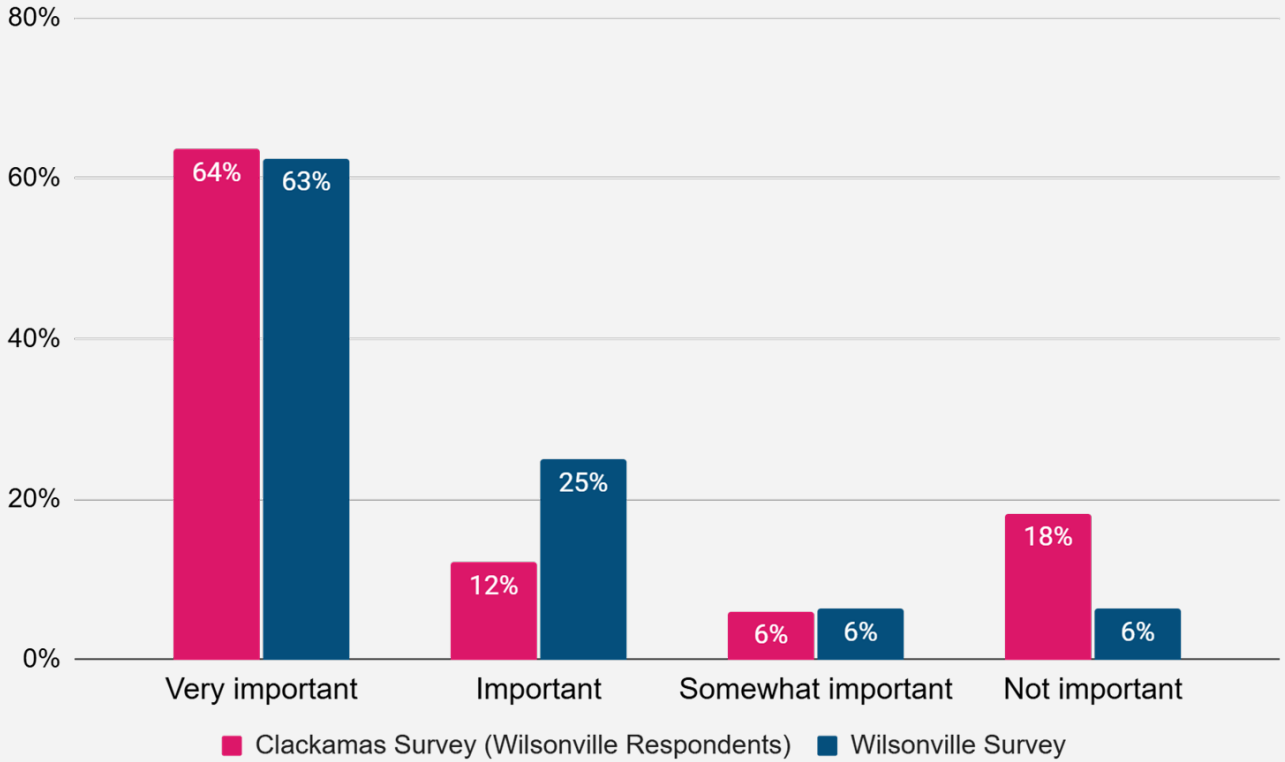

Open House Feedback

January 16, 2025

More bike and transit infrastructure



Education and tax benefits for electric vehicles

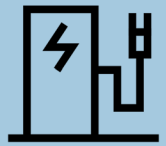

Mandate heat pumps & electric appliances in new homes



Require home builders to provide solar quotes and advise of tax credits



Redevelopment of parking lots & more mixed uses



Free trees for residents, and more restrictions on cutting down trees



PART 2

Greenhouse Gas Inventory & Modelling

Sustainability Solutions Group

Greenhouse Gas Emissions, 2021

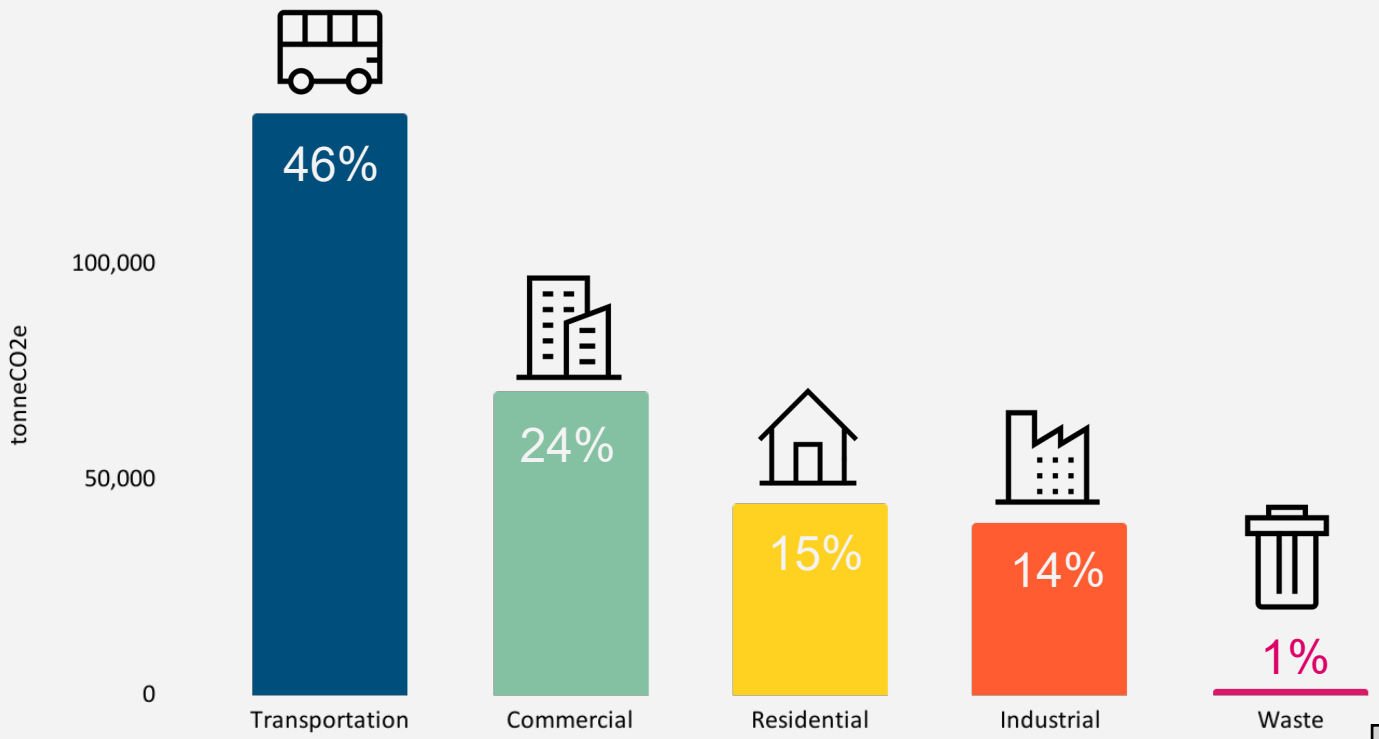

Modelling Overview

BAU

Business as Usual Scenario

Community growth and climate warming

BAP

Business as Planned Scenario

Approved and funded climate policies are implemented

LC

Low Carbon Scenario

Additional measures implemented to achieve the climate goals

Business as Usual Scenario

Greenhouse Gas Emissions

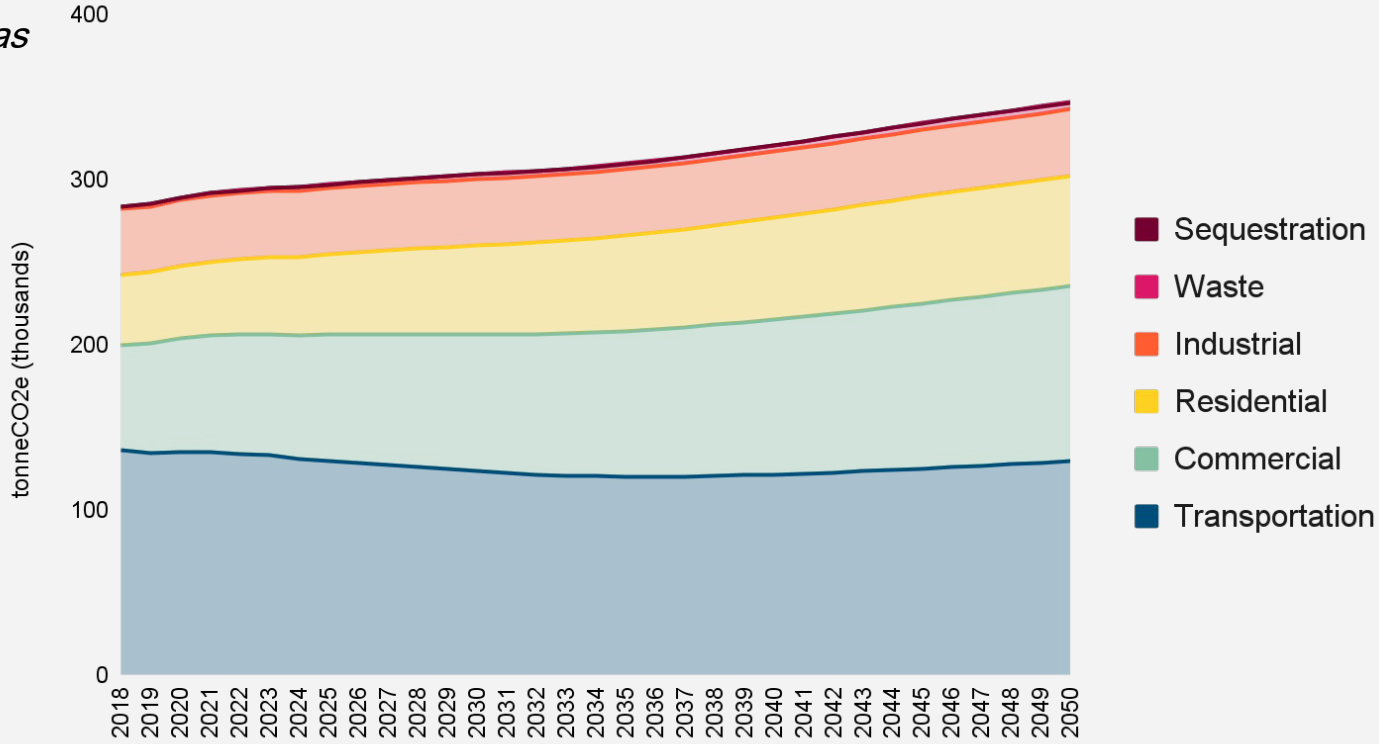

Business as Planned Scenario

Greenhouse Gas Emissions

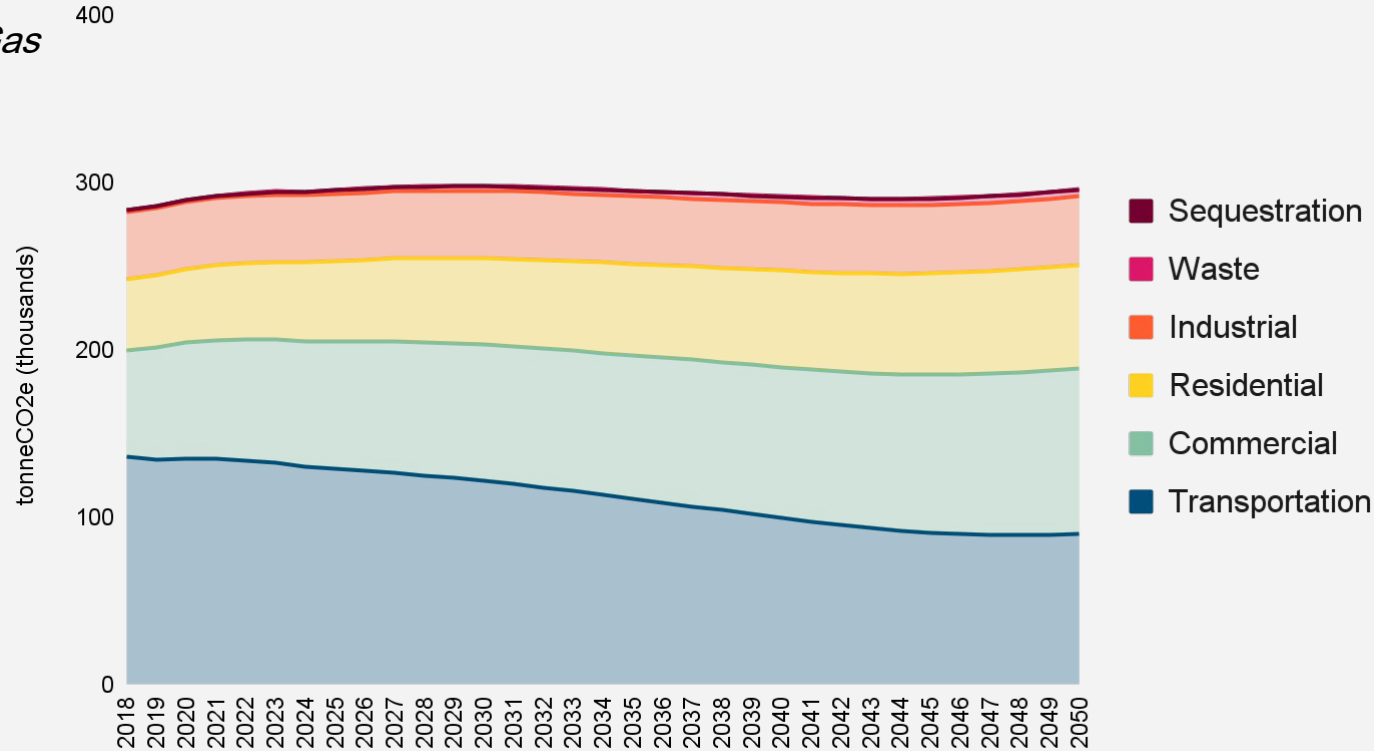

PART 4

Low Carbon Actions

Sustainability Solutions Group

Low Carbon Scenario Example

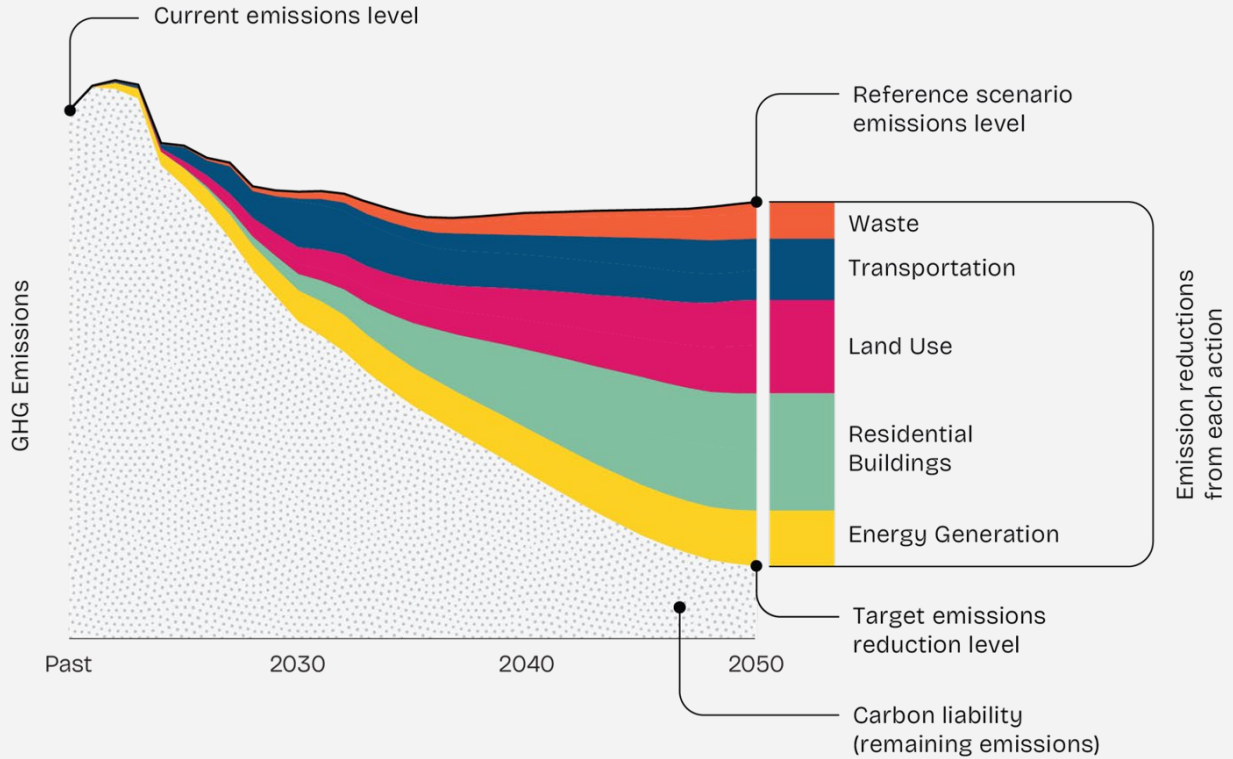

Action:
A quantifiable change that can be projected forwards in time.

Example: Achieve a shift in mode share to:
- 30% carpool
- 6% walk or bike
- 7% transit

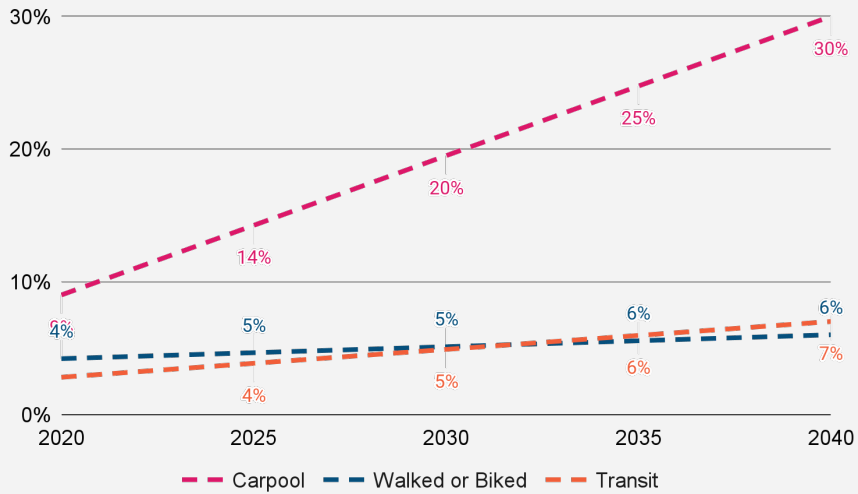

Implementation Measures:
Programs, incentives, and investments that catalyze an action.

Examples:
- Prioritize high -occupancy vehicles over single -occupancy vehicles
- Increase bicycle storage at schools and businesses
- Separate bike lanes from vehicle traffic
- Invest in transit improvements
- Expand the Safe Routes to School program
- Implement congestion pricing

Draft Actions for Wilsonville

30% of new housing developed in Town Center



Retrofit buildings to achieve 50% thermal savings & 10% plug load savings



25% of new buildings are net-zero by 2030, and 50% by 2040



90% of existing buildings have air source heat pumps by 2040



100% of new buildings include solar PV* by 2035



30% of customers procure carbon-free electricity by 2030

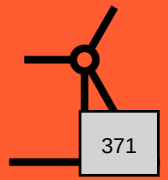

Draft Actions for Wilsonville

100% of new light -duty vehicles electric by 2035



100% of new heavy -duty vehicles electric by 2040

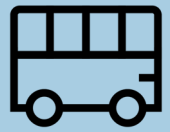

Mode shift to: 8% carpool, 11% walk*, 5% bike**, 13% transit by 2040

*For trips under 1.25 miles
**For trips between 1.25 and 3 miles



100% of RNG potential captured at wastewater treatment facility by 2040



50% of organic waste reduced or diverted from landfill by 2030



20% reduction in industrial energy use

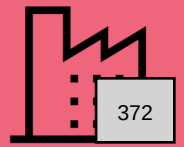

*Or access to renewable energy

What climate actions would you like to see?

Next Steps

01

Low Carbon Model

Finalize actions and develop low -carbon scenario

02

Draft Plan

Develop draft plan

03

Engagement

Planning Commission, City Council, and staff

Thank you!

Sustainability
Solutions Group

ACTION MINUTES

February 03, 2025, at 5:00 PM

Wilsonville City Hall & Remote Video Conferencing

PRESENT:
Mayor O'Neil
Councilor President Berry
Councilor Dunwell
Councilor Cunningham
Councilor Shevlin

STAFF PRESENT:
Amanda Guile-Hinman, City Attorney
Andrea Villagrana, Human Resource Manager
Bill Evans, Communications & Marketing Manager
Bryan Cosgrove, City Manager
Dan Pauly, Planning Manager
Jeanna Troha, Assistant City Manager
Kerry Rappold, Natural Resources Manager
Kimberly Veliz, City Recorder
Mark Ottenad, Public/Government Affairs Director
Matt Lorenzen, Economic Development Manager
Mike Nacrelli, Civil Engineer
Miranda Bateschell, Planning Director
Zoe Mombert, Assistant to the City Manager

WORK SESSION [5:00 PM]

REVIEW OF AGENDA AND ITEMS ON CONSENT

There was none.

COUNCILORS' CONCERNS

There was none.

PRE-COUNCIL WORK SESSION

1. Climate Friendly and Equitable Communities Parking Compliance and Standards Reform

Staff and Consultant presented the Climate Friendly and Equitable Communities (CFEC) Parking Compliance and Standards Reform project to the Council, discussing the project's drivers and scope. Staff sought the Council's input on compliance options for upcoming Development Code amendments.

2. Climate Action Plan

Staff provided an overview of the planning process for the Climate Action Plan.

ADJOURN [6:29 PM]

There was a brief break to switch Zoom accounts.

EXECUTIVE SESSION [6:35 PM]

- ORS 192.660(2)(h) Legal Counsel/Litigation

ADJOURN [7:25 PM]

CITY COUNCIL MEETING [7:30 PM]

CALL TO ORDER

1. Roll Call

2. Pledge of Allegiance

3. Motion to approve the following order of the agenda.

Motion approved 5-0.

MAYOR'S BUSINESS

4. Wilsonville Wildcats Week Proclamation

The Mayor read a proclamation declaring February 3-7, 2025, as Wilsonville Wildcats Week and presented proclamations to coaches and members of the Wilsonville Wildcats Girls Varsity Soccer Team.

5. Upcoming Meetings

Upcoming meetings were announced by the Mayor as well as the regional meetings he attended on behalf of the City.

COMMUNICATIONS

There was none.

CITIZEN INPUT AND COMMUNITY ANNOUNCEMENTS

This is an opportunity for visitors to address the City Council on any matter concerning City's Business or any matter over which the Council has control. It is also the time to address items not on the agenda. It is also the time to address items that are on the agenda but not scheduled for a public hearing. Staff and the City Council will make every effort to respond to questions raised during citizen input before tonight's meeting ends or as quickly as possible thereafter. Please limit your comments to three minutes.

COUNCILOR COMMENTS, LIAISON REPORTS AND MEETING ANNOUNCEMENTS

Councilors announced prior and upcoming meetings and events.

CONSENT AGENDA

6. **Resolution No. 3175**
   A Resolution Of The City Of Wilsonville Authorizing The City Manager To Execute A Professional Services Agreement With Brown And Caldwell To Provide Engineering Consulting Services For The Wastewater Treatment Plant Backup Ultraviolet System Replacement Project (Capital Improvement Project #2109).

7. **Resolution No. 3182**
   A Resolution Of The City Of Wilsonville Authorizing The City Manager To Execute A Contract Amendment With Flow Line Construction, LLC. To Amend The Construction Contract For The Park At Merryfield And Boones Ferry Park Trails Project.

8. Minutes of the January 23, 2025 City Council Meeting.

The Consent Agenda was adopted 5-0.

NEW BUSINESS

There was none.

CONTINUING BUSINESS

There was none.

PUBLIC HEARING

There was none.

CITY MANAGER'S BUSINESS

Wished Council a happy Valentines Day and shared that Oregon's and the Library's birthday was on February 14.

LEGAL BUSINESS

The City Attorney testified to the Legislature on House Bill (HB) 3013, which pertained to land use approvals.

ADJOURN [9:03 PM]

PLANNING COMMISSION

WEDNESDAY, JANUARY 8, 2025

WORK SESSION

1. Climate Action Plan (Rappold)(60 Minutes)

PLANNING COMMISSION MEETING
STAFF REPORT

Meeting Date: January 8, 2025	**Subject:** Climate Action Plan **Staff Member:** Kerry Rappold, Natural Resources Manager **Department:** Community Development
Action Required	**Advisory Board/Commission Recommendation**
☐ Motion ☐ Public Hearing Date: ☐ Ordinance 1st Reading Date: ☐ Ordinance 2nd Reading Date: ☐ Resolution ☒ Information or Direction ☐ Information Only ☐ Council Direction ☐ Consent Agenda	☐ Approval ☐ Denial ☐ None Forwarded ☐ Not Applicable **Comments:** N/A
Staff Recommendation: Provide input on the proposed Climate Action Plan and planning process.	
Recommended Language for Motion: N/A	
Project / Issue Relates To:	

☒Council Goals/Priorities: Develop a climate inventory and gap analysis of city practices and operations and engage the community to build awareness of climate friendly practices.	☐Adopted Master Plan(s):	☐Not Applicable

ISSUE BEFORE COUNCIL:
The City Council goals for FY 2023-25 include developing a Wilsonville Climate Action Plan. Staff will provide an overview of the planning process for the Climate Action Plan (CAP).

EXECUTIVE SUMMARY:
In August, staff and the consultant (Sustainability Solutions Group - SSG) kicked off the planning process for the CAP. The CAP provides a roadmap for achieving net-zero greenhouse gas (GHG) emissions and will include the following steps in developing the Plan:

1. Context review: The review of key strategic documents to understand Wilsonville's city and climate planning, as well as state legislation and other climate plans.
2. Data input and GHG inventory: The inventory will include the energy use and emissions within Wilsonville's city boundaries, and an update and refinement of data and modeling previously completed for the Clackamas County Climate Action Plan.
3. Model calibration: The calibration will identify the activities producing GHG emissions by sector and target emission reduction measures for specific activities.
4. Business-as-Usual (BAU) and Business-as-Planned (BAP) scenarios: The BAU scenario will provide the annual energy consumption and emissions through 2050 by traffic zones and neighborhoods across the city. The BAP scenario will reflect the additional impact on energy use and emissions of key county, state, and federal policies.
5. Strategies and actions: A list of "low carbon" actions and policy options will be identified and refined for geographic rollout, equity improvement, and to optimize co-benefits for the city.
6. Draft low-carbon scenario: The selected set of "low carbon" actions will be modeled for their energy and emissions impacts between the baseline and target years. The scenario will include year-over-year energy and emissions projections associated with implementation of the emission reduction actions.
7. Final low-carbon (best fit) scenario: The final scenario will outline how the City can achieve its emission reduction targets in relation to existing policies, regulations, plans, and investments, and will provide a viable, sector-by-sector action pathway for reducing community emissions.
8. Draft and final plans: The CAP will include the following information:
    a. Descriptions of local context, existing conditions, targets, and legislation that will affect climate action in Wilsonville.
    b. Identify key expected impacts of climate change to local conditions in Wilsonville in future decades.
    c. Outline the community's projected energy use and emissions in the BAU, BAP and "low carbon" scenarios, and provide a clear pathway of the modeled actions, and the timeline to achieve a net-zero future in Wilsonville.
    d. An appendix with data, methods, and assumptions.

In addition to the Planning Commission and City Council, a staff advisory committee, comprised of members from Community Development, Public Works, Parks and Recreation, SMART, and Finance, will provide input during the planning process.

On October 13, 2024, staff provided the Planning Commission an introduction to the Climate Action Plan. At this meeting, staff will present the greenhouse gas inventory, BAU and BAP scenarios, and draft low carbon actions.

Discussion Questions:

1. Do you have any questions about the greenhouse gas inventory and the planning scenarios?
2. Are there specific low carbon actions you would like to see included?

EXPECTED RESULTS:
The completion and adoption of a Climate Action Plan which will focus on reducing the community's GHG emissions, and how these changes can also increase resilience.

TIMELINE:
Staff will present the draft and final plans to the Planning Commission for specific input and final adoption by Spring of 2025.

CURRENT YEAR BUDGET IMPACTS:
The approved FY 2024-25 Wilsonville budget includes $70,000 in general funds as part of Project #3007 - Climate Action Plan. A supplemental budget adjustment will be needed to add unspent general funds from FY 2023-24 to the project, which include $35,000 from Project #3007.

COMMUNITY INVOLVEMENT PROCESS:
Community involvement and public outreach will be a key component of the project. Staff welcomes input from the Planning Commission on public engagement activities for the CAP process. A "Let's Talk, Wilsonville!" site has been set up for the project, which included a community survey. Future activities include a public open house and a forum with local businesses scheduled for January 16, 2025.

POTENTIAL IMPACTS OR BENEFIT TO THE COMMUNITY:
Climate change has the potential to affect the lives and livelihoods of every resident. Developing a Wilsonville Climate Action Plan will provide the opportunity to explore options for reducing greenhouse gas emissions and identifying actions that address climate change.

ALTERNATIVES:
N/A

ATTACHMENTS:
1. GHG Inventory, BAU and BAP scenario assumptions, and draft low carbon actions

GHG Inventory (City of Wilsonville - 2021 Energy Use)

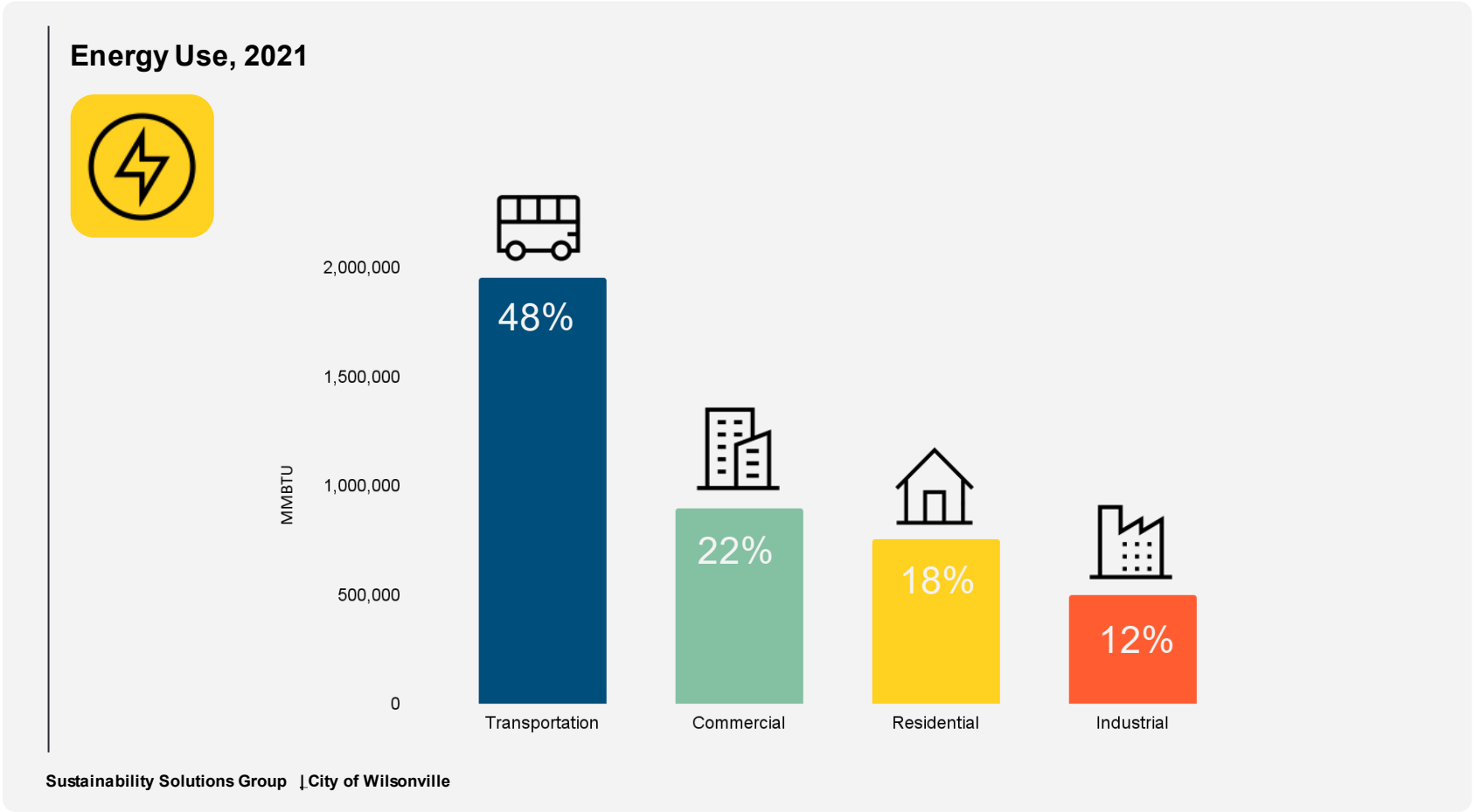

GHG Inventory (City of Wilsonville - 2021 Emissions)

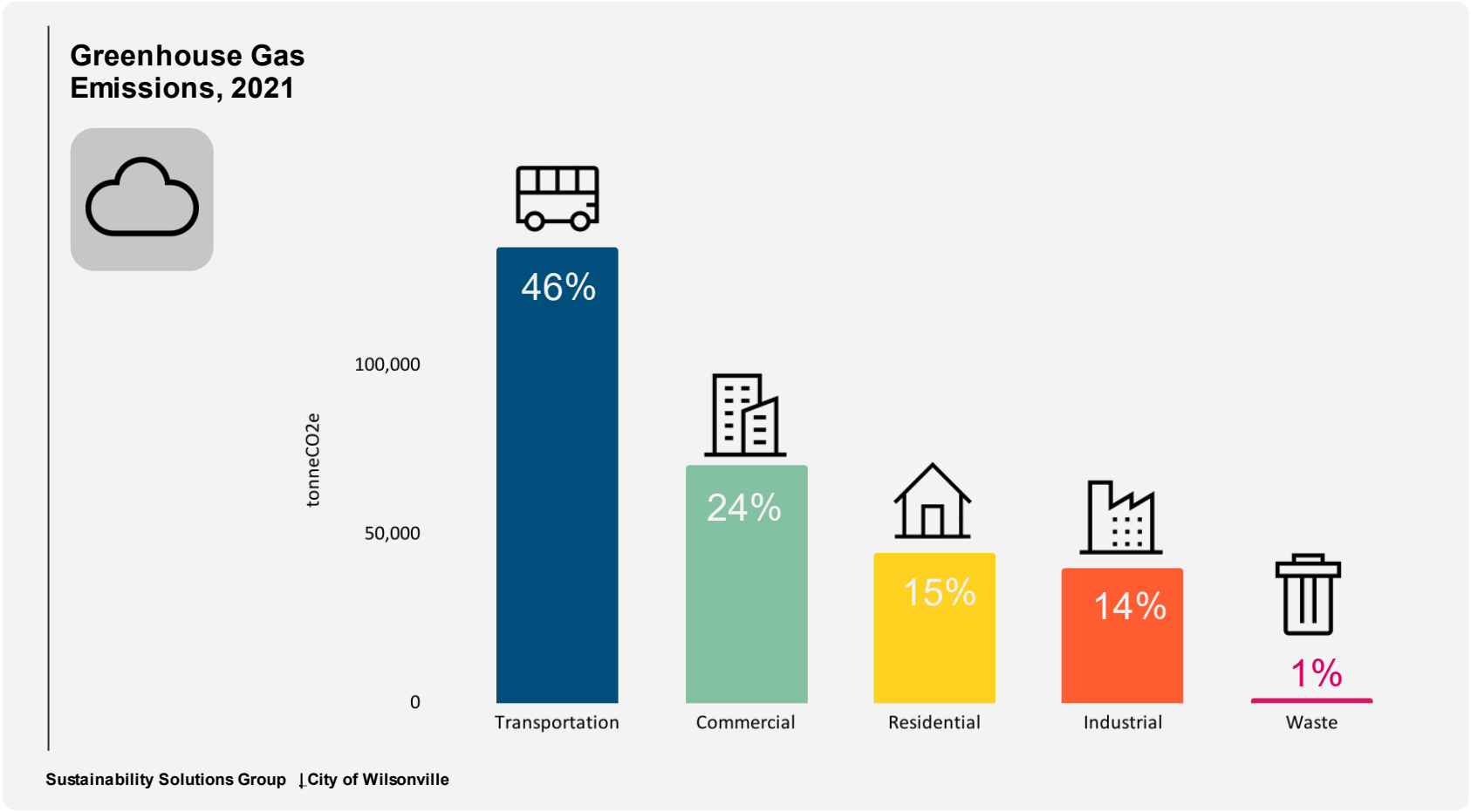

Business-as-Usual, Business-as-Planned, and Low-Carbon Scenario Assumptions

Assumptions by Scenario				
Category	**BAU Assumptions**	**BAP Assumption**	**LCS Assumption**	**Source(s)**
Climate				
Changes in Climate	- Decrease in Heating Degree Days from 6,200 to 5,600 by 2050 - Increase in Cooling Degree Days from 200 to 350 by 2050	Same as BAU	Same as BAU	Climate Explorer, National Environmental Modeling and Analysis Center
Demographics				
Population Growth	- Increase by 14% between 2019 and 2039 - 3,373 new residents and 1,752 new households	Same as BAU	Same as BAU	Equitable Housing Strategic Plan (2020)
Employment Growth	- Increase from 20,091 jobs in 2015 to 27,207 jobs in 2040	Same as BAU	Same as BAU	Oregon Department of Transportation
Energy				
Grid Emissions Factor	- Existing emissions factor: - PG&E's 2018 power mix: 2018 Power Mix: -- Renewable - 39% -- Nuclear - 34% -- Natural gas and other fuels - 15% -- Large hydro - 13%	Reduction in emissions from electricity grid 80% reduction by 2030, 90% reduction by 2035 and 100% reduction by 2040 relative to baseline	Same as BAP	Oregon's Clean Energy Bill (2021)
Renewable Energy Procurement	- Wilsonville continues to purchase renewable energy for community to meet EPA's Green Power Communities program's requirements that 10% of the community's electricity to come from green sources-	Same as BAU	TBD.	City of Wilsonville
Buildings				
New Building Performance	Existing building standards.	Improvements to residential and commercial building codes every 5 years Begins with 8.5% energy efficiency gains in 2024 over 2019, with an additional 5.7% gain in 2028, with new code gains at ¾ of previous gain	TBD.	State of Oregon
Existing Building Performance	Existing building performance.	1.5% of existing stock is weatherized each year, resulting in a 15% improvement per building	TBD.	Oregon's Healthy Homes Repair Fund
Transportation				
Electrify Light-Duty Vehicles	- Existing vehicle population: - Proportion of vehicles in Oregon, 2022 -- Electric Vehicles - 1.2% -- Plug-in Hybrid Electric - 0.6% -- Hybrid Electric - 3.7% -- Other - 94.5%	By 2035, all new passenger cars, SUVs, and light-duty pickup trucks must either be battery electric or plug-in hybrid electric vehicles	TBD.	Oregon's Clean Car Standards; Alternative Fuels Data Centre
Electrify Medium & Heavy-Duty Vehicles	Existing vehicle population.	- An increasing percentage of new medium- and heavy-duty vehicles must be ZEVs beginning in 2025 - Ranges from 7% in 2025 to 75% in 2035, depending on the vehicle class	TBD.	Oregon's Clean Truck Rules
Fuel Standards	Existing fuel standards.	The average carbon intensity of gasoline and diesel decreases by 20% by 2030, and by 37% by 2035 relative to 2016	Same as BAP	Oregon's Clean Fuels Program
Replace transit buses	Existing transit buses.	Replace all buses with alternative fuelled vehicles (electric, compressed natural gas) by 2028 - 5 CNG Buses - 5 Electric Buses	TBD.	SMART Climate Action Plan
Mode shift	Current mode share will be extracted from the Oregon Metro four-step trip based travel behavior model once the Wilsonville model is calibrated.	Us the walking, cycling, and transit mode shares from the Oregon Metro four-step trip based travel behavior model. Data was provided for 2015, 2027 and 2040	Metro has identified performance targets for non-driving mode share percentages, which is to triple the walking, biking, and transit mode shares by 2040 compared to 2015.	Replica, from Wilsonville Performance Update 2023; Transportation Master Plan, SMART Climate Action Plan, SMART Safe Routes
Land Use				
Building Growth	- Demand for 2,476 new homes between 2019 and 2039, including 990 multi-family, 1,238 single family detached, and 248 single family attached	Same as BAU.	TBD.	Equitable Housing Strategic Plan (2020)
Tree Canopy	- Existing tree canopy coverage: 30% - 25,954 street trees	Increase tree canopy by 6% to 36% by 2046 by planting 27,000 new trees	TBD.	Urban Forest Management Plan

Draft Low Carbon Actions

Draft Actions for Wilsonville

30% of new housing developed in Town Center



50% thermal savings & 10% plug load savings in all existing buildings



25% of new buildings are zero energy ready by 2030, and 50% by 2040



100% of new light-duty fleet vehicles electric by 2030



Mode shift to: 30% carpool, 6% walk or bike, 7% transit



20% reduction in industrial energy use through energy efficiency improvements



Draft Actions for Wilsonville

100% of new buildings include solar PV by 2050



30% of customers procure carbon -free electricity by 2030



50% of organic waste diverted from landfill by 2030



100% renewable electricity generation by 2040



90% of emissions from natural gas & liquid fuels reduced by 2050



100% of RNG potential captured at wastewater treatment facility by 2035



City of Wilsonville's Climate Action Plan

Planning Commission

January 8, 2025

Sustainability Solutions Group



Agenda

01 Climate Action Plan Overview

02 Greenhouse Gas Inventory

03 BAU & BAP Results

04 Low Carbon Ideas

About SSG

35+ member owners

20+ years in business

200+ Climate Action Projects

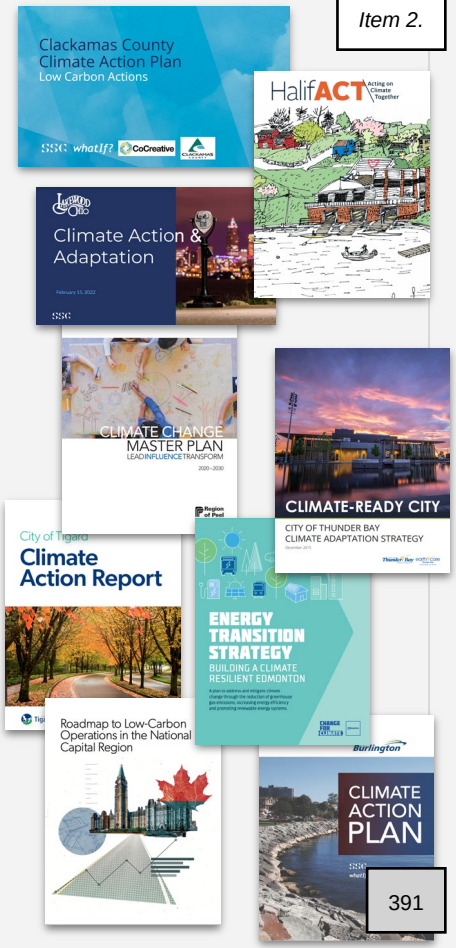

PART 1

Climate Action Plan Overview

Sustainability Solutions Group

What is a Climate Action Plan?

A data-driven policy and actions pathway to achieve an emissions reduction target.



What is included in a Climate Action Plan?

- Context
- Energy & emissions projections
- Engagement feedback
- Recommended policies & actions



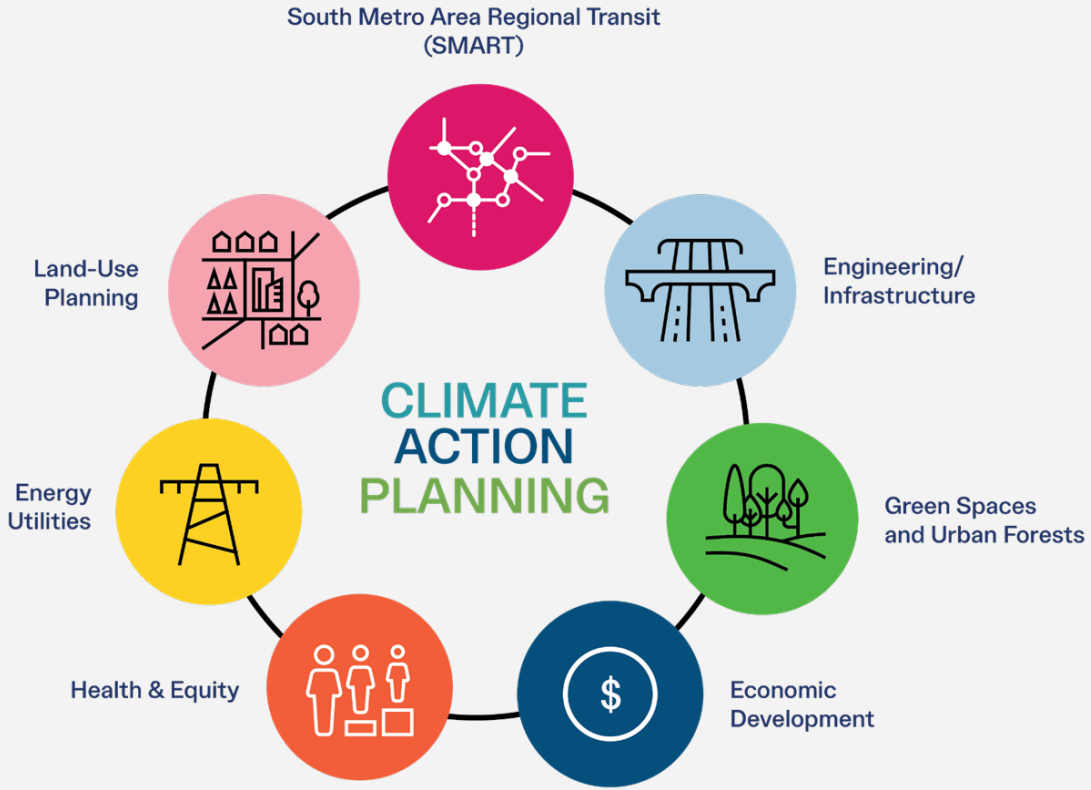
South Metro Area Regional Transit
(SMART)
Land-Use
Planning
Engineering/
Infrastructure
CLIMATE
ACTION
PLANNING
Energy
Utilities
Green Spaces
and Urban Forests
Health & Equity
$
Economic
Development

State Targets

Executive Order 20 - 04 (2020)

2035 — **45%** reduction below 1990 levels

2050 — **80%** reduction below 1990 levels by 2050

State Requirements

Climate Friendly and Equitable Communities

Parking Reform



EV Ready Parkin

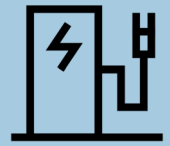

Climate Friendly Areas



Land Use and Transportation Planning



Wilsonville's Existing Plans

SMART Climate Action Plan



Urban Forest Management Plan



Comprehensi Plan



Transportation System Plan



Bike & Pedestrian Master Plan



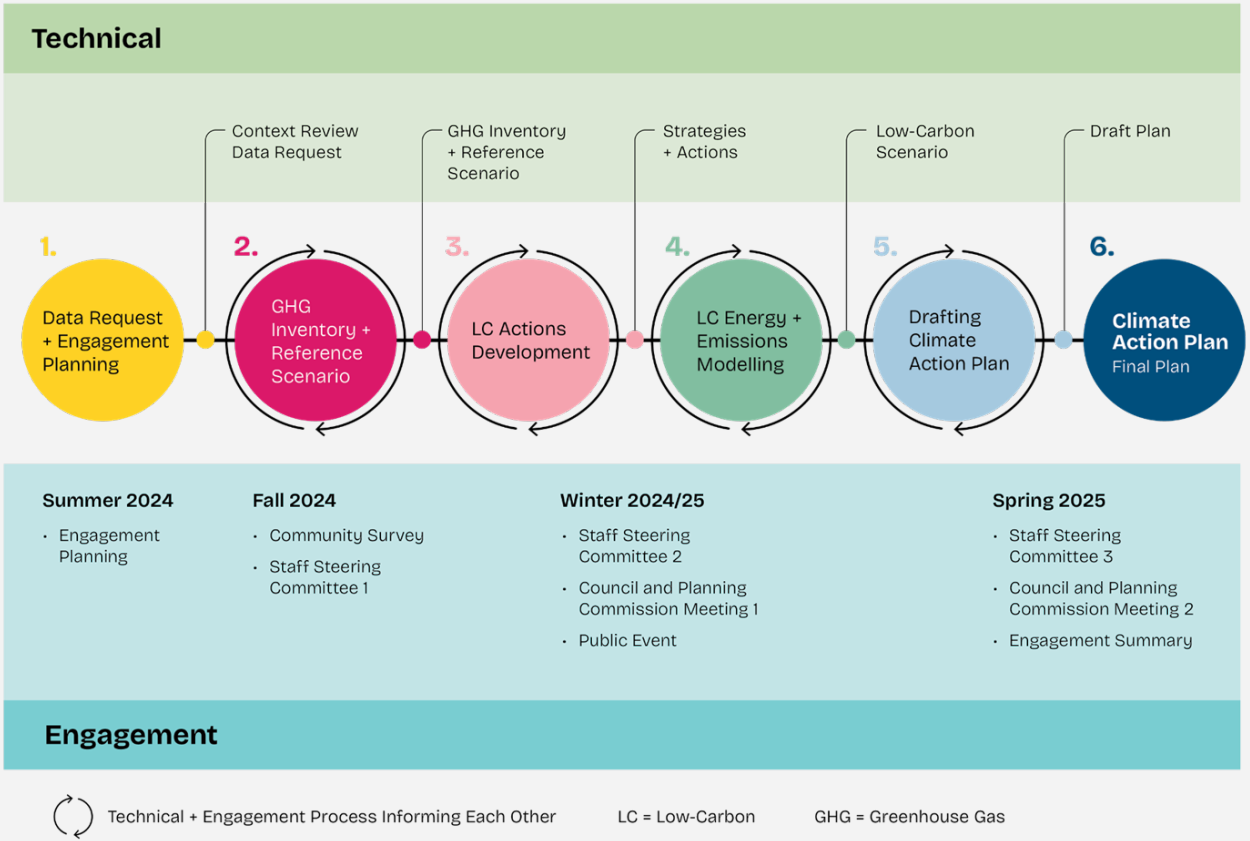
Technical
Context Review Data Request
GHG Inventory + Reference Scenario
Strategies + Actions
Low-Carbon Scenario
Draft Plan
1.
Data Request + Engagement Planning
2.
GHG Inventory + Reference Scenario
3.
LC Actions Development
4.
LC Energy + Emissions Modelling
5.
Drafting Climate Action Plan
6.
Climate Action Plan
Final Plan
Summer 2024
Engagement Planning
Fall 2024
Community Survey
Staff Steering Committee 1
Winter 2024/25
Staff Steering Committee 2
Council and Planning Commission Meeting 1
Public Event
Spring 2025
Staff Steering Committee 3
Council and Planning Commission Meeting 2
Engagement Summary
Engagement
Technical + Engagement Process Informing Each Other
LC = Low-Carbon
GHG = Greenhouse Gas

Public Support

Question: How important is the issue of climate change to you personally?

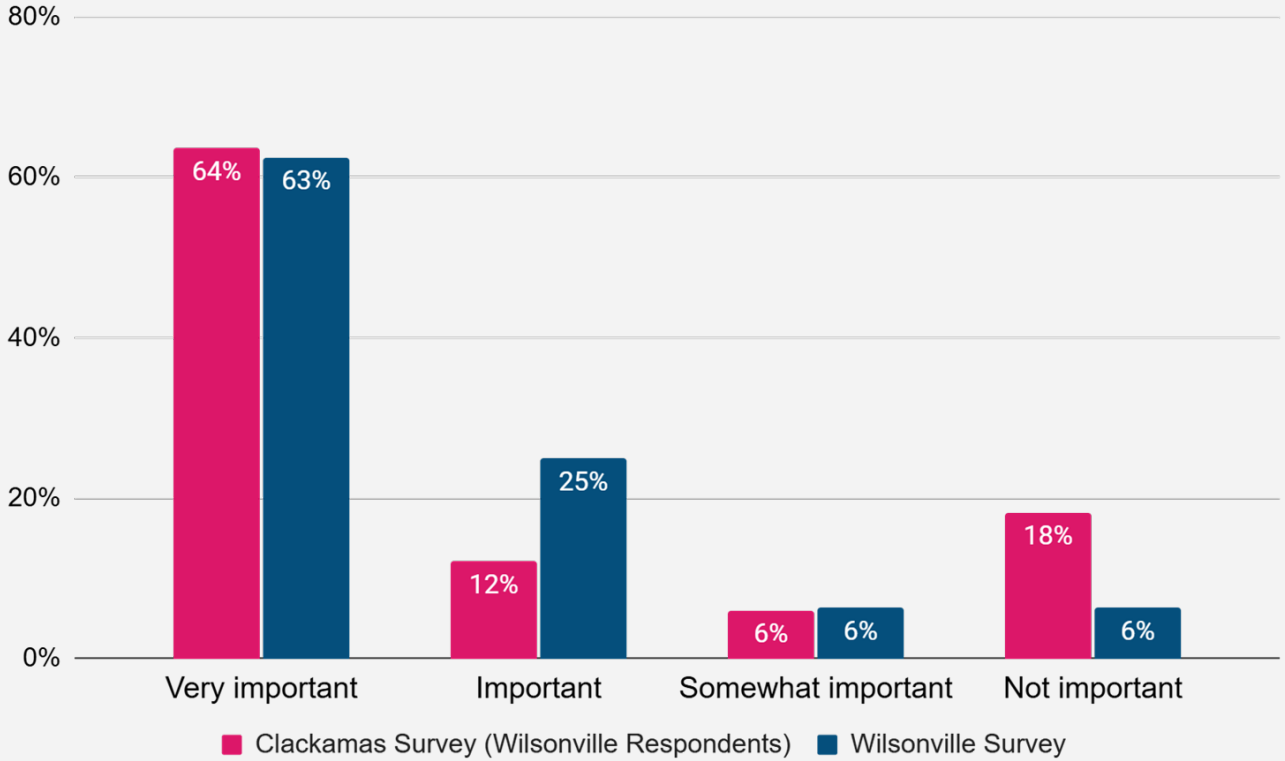

PART 2

Greenhouse Gas Inventory

Sustainability Solutions Group

Energy Use, 2021

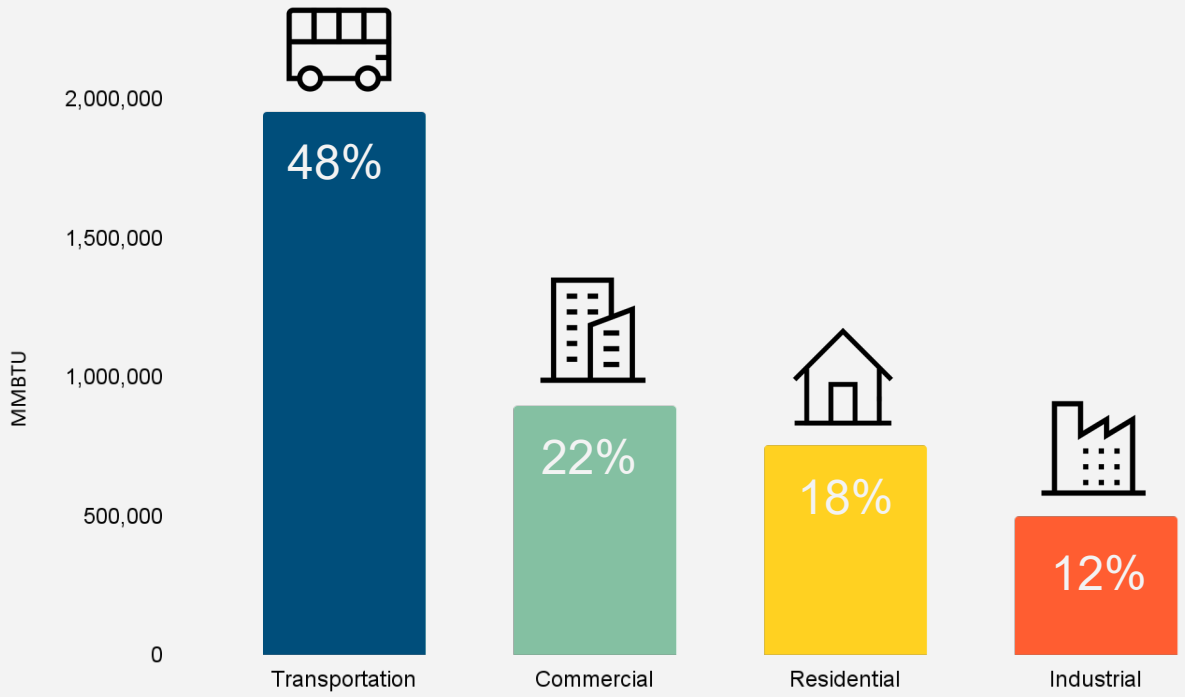

Greenhouse Gas Emissions, 2021

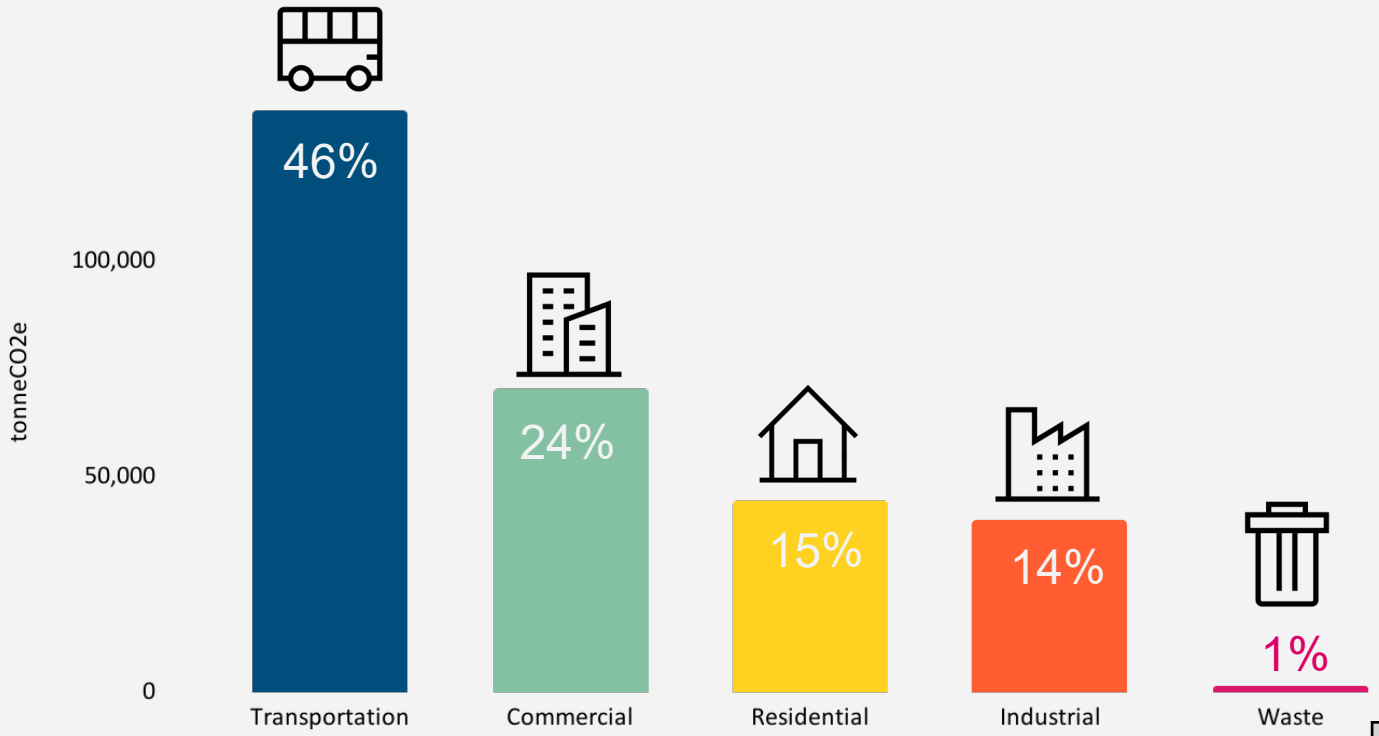

PART 3

BAU & BAP Results

Sustainability Solutions Group

Modelling Overview

BAU

Business as Usual Scenario

Population growth and climate warming

BAP

Business as Planned Scenario

Approved and funded climate policies are implemented

LC

Low Carbon Scenario

Additional measures implemented to achieve the climate goals

Stable Assumptions

Population
Increase by 14% between 2019 and 2039



Employment
Increase from ~21,000 jobs in 2015 to ~27,000 jobs in 2040



Buildings
Demand for ~2,500 new homes between 2019 and 2039



Climate
Decrease in Heating Degree Days, increase in Cooling Degree Days

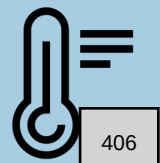

Business as Usual Scenario

Greenhouse Gas Emissions

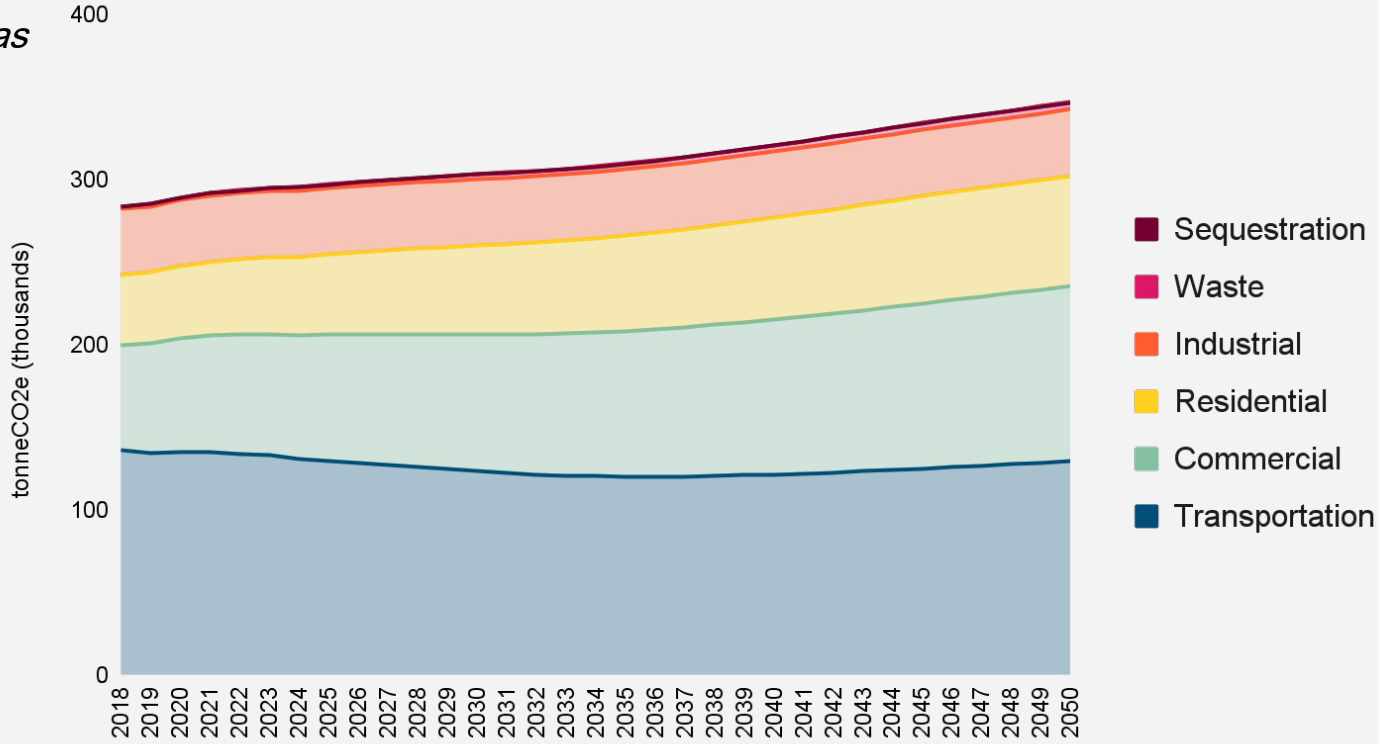

Notable BAP Assumptions

Clean Car Standards

All new passenger vehicles are ZEVs by 2035



Clean Truck Rule

Increasing % of medium & heavy duty vehicles are electric



Building Code

New energy efficiency building codes adopted



Tree Canopy

Increases from 30% to 36% by 2046



Business as Planned Scenario

Greenhouse Gas Emissions

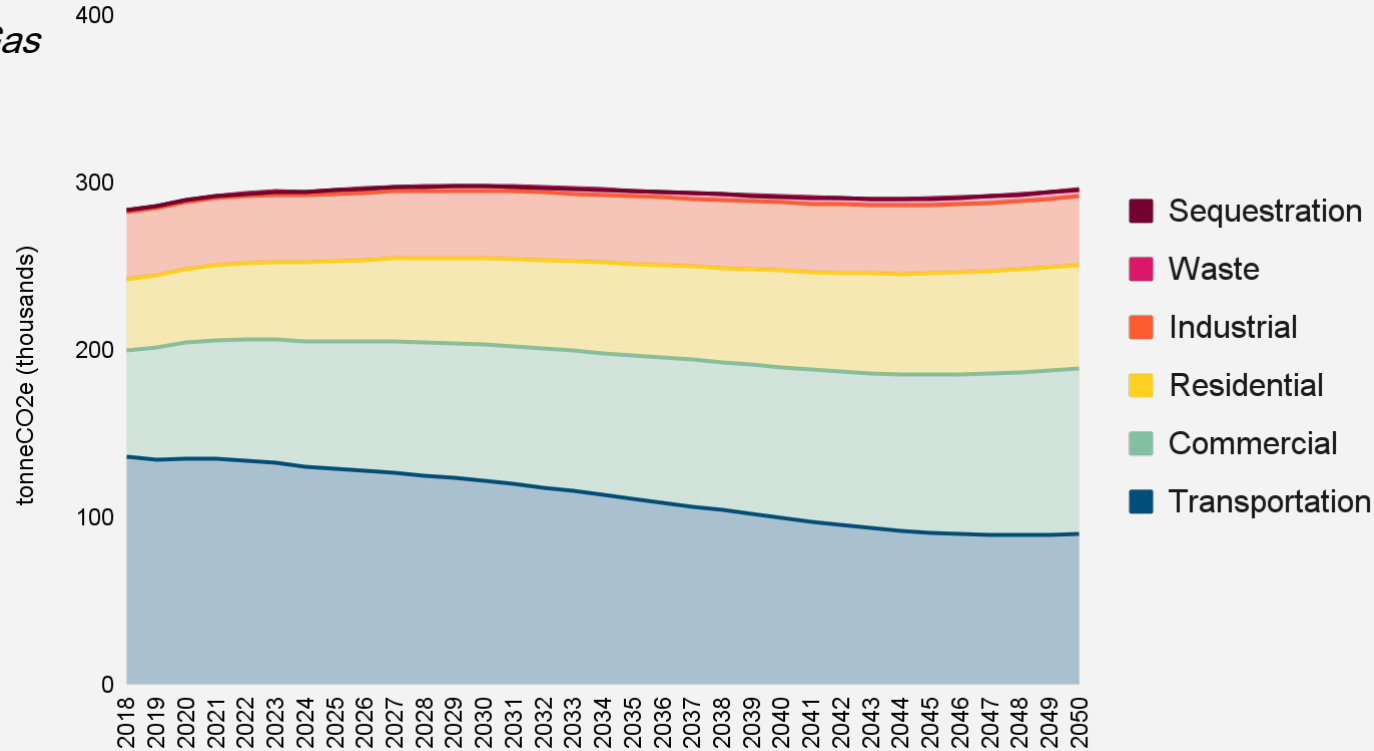

PART 4

Low Carbon Actions

Sustainability Solutions Group

Low Carbon Scenario Example

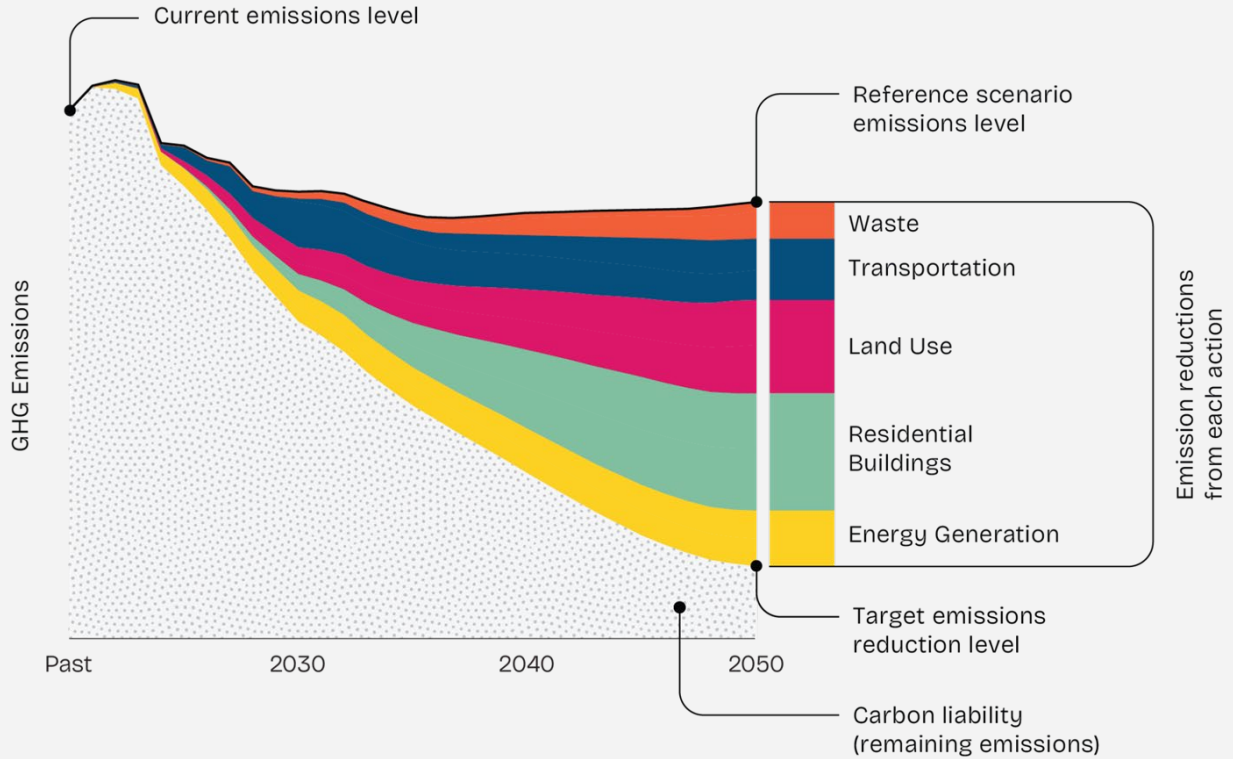

Distinguishing ‘Actions’ from ‘Implementation Measures’

‘Action’:
A quantifiable change that can be projected forwards in time.

Example: Achieve a shift in mode share to:

- 30% carpool
- 6% walk or bike
- 7% transit

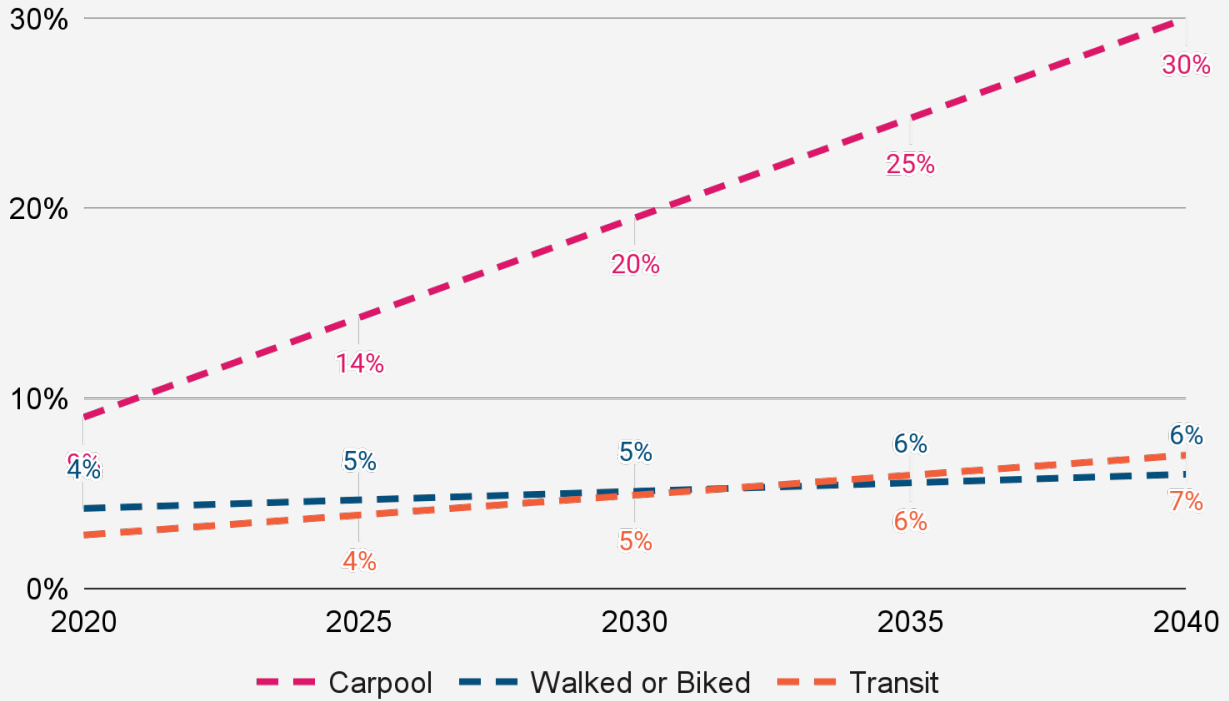

Distinguishing ‘Actions’ from ‘Implementation Measures’

‘Implementation Measures’: Programs, incentives, and investments that catalyze an action.

Examples on slide.

Prioritize high - occupancy vehicles over single -occupancy vehicles

Increase bicycle storage at schools and businesses

Separate bike lanes from vehicle traffic

Invest in transit improvements

Expand the Safe Routes to School program

Implement congestion pricing

Draft Actions for Wilsonville

30% of new housing developed in Town Center



50% thermal savings & 10% plug load savings in all existing buildings



25% of new buildings are zero energy ready by 2030, and 50% by 2040



100% of new light -duty fleet vehicles electric by 2030



Mode shift to:
30% carpool,
6% walk or bike,
7% transit



20% reduction in industrial energy use through energy efficiency improvements

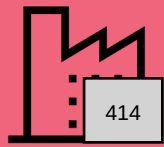

Draft Actions for Wilsonville

100% of new buildings include solar PV by 2050



30% of customers procure carbon -free electricity by 2030



50% of organic waste diverted from landfill by 2030



100% renewable electricity generation by 2040



90% of emissions from natural gas & liquid fuels reduced by 2050



100% of RNG potential captured at wastewater treatment facility by 2035

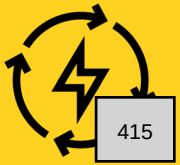

What climate actions would you like to see?

Next Steps

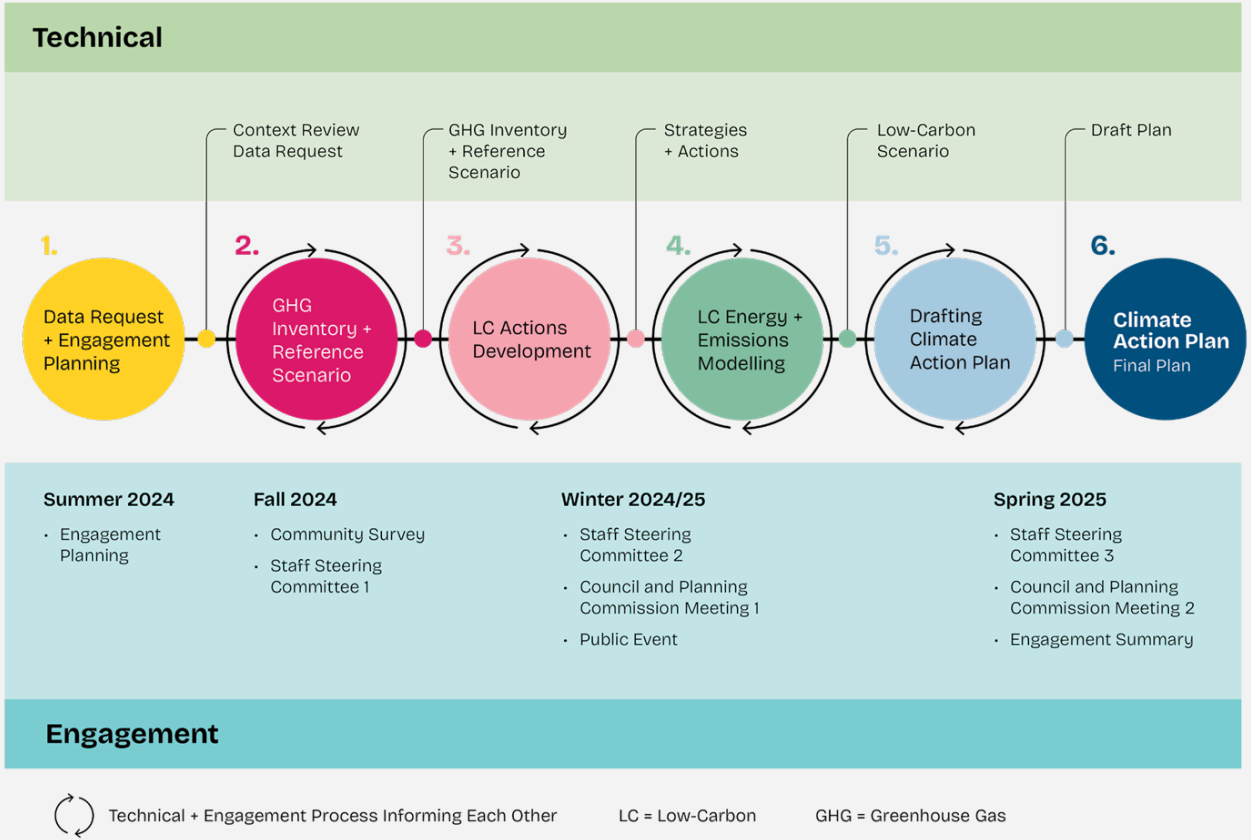
Technical
Context Review
Data Request
GHG Inventory
+ Reference
Scenario
Strategies
+ Actions
Low-Carbon
Scenario
Draft Plan
1.
Data Request
+ Engagement
Planning
2.
GHG
Inventory +
Reference
Scenario
3.
LC Actions
Development
4.
LC Energy +
Emissions
Modelling
5.
Drafting
Climate
Action Plan
6.
Climate
Action Plan
Final Plan
Summer 2024
Engagement Planning
Fall 2024
Community Survey
Staff Steering Committee 1
Winter 2024/25
Staff Steering Committee 2
Council and Planning Commission Meeting 1
Public Event
Spring 2025
Staff Steering Committee 3
Council and Planning Commission Meeting 2
Engagement Summary
Engagement
Technical + Engagement Process Informing Each Other
LC = Low-Carbon
GHG = Greenhouse Gas

Next Steps

01

Engagement

Public open house, industry engagement, and City Council

02

Low Carbon Model

Finalize actions and develop low -carbon scenario

03

Draft Plan

Develop draft plan

04

Engagement

Planning Commission, City Council, and staff

Thank you!

Sustainability Solutions Group

Draft PC Minutes were reviewed and approved at the February 12, 2025 PC Meeting.

Wilsonville Planning Commission
Regular Meeting Minutes
January 8, 2025
Wilsonville City Hall & Remote Video Conferencing
https://www.ci.wilsonville.or.us/meetings/pc

CALL TO ORDER - ROLL CALL
Chair Karr called the meeting to order at 6:00 pm.

Present:	Andrew Karr, Ron Heberlein, Sam Scull, Nicole Hendrix, and Jennifer Willard
Excused:	Yana Semenova and Matt Constantine
Staff Present:	Daniel Pauly, Amanda Guile-Hinman, Miranda Bateschell, Kerry Rappold, and Mandi Simmons

PLEDGE OF ALLEGIANCE
The Pledge of Allegiance was recited.

Amanda Guile-Hinman, City Attorney, confirmed the Planning Commission preferred to hold officer elections at its February meeting.

CITIZEN INPUT
There was none.

WORK SESSION
2. Climate Action Plan (Rappold)

Kerry Rappold, Natural Resources Manager, along with **Consultants Hillary Bettie and Maurya Braun of Sustainability Solutions Group (SSG)**, presented the Climate Action Plan via PowerPoint, overviewing its key components, influencing State requirements and Wilsonville plans, project timeline, and public engagement strategy. (Slides 4-12)

- Wilsonville's Greenhouse Gas Inventory results were presented by sector (Slides 13-15), along with two, projected future energy use emission modeling scenarios:
  - Business As Usual (BAU), which only applied changes in population and economic growth, vehicle efficiency standards and climate warming; and
  - Business As Planned (BAP), which builds on the BAU by adding the impact of approved and funded climate policies. (Slides 16-21)
- The Low Carbon (LC) scenario model builds on the BAP by adding measures that would help the City achieve its climate goals; however, the LC was not complete as the project team sought feedback from the Commission on potential low carbon actions first.

- Potential low carbon actions, which could be adjusted based on public feedback, and sample implementation measures were also presented that would help the City further reduce its energy and emissions reductions. (Slides 22-27)

Discussion included feedback from Commissioners about ideas, climate actions, and implementation measures they wanted to see (Slides 26-27) with responses to Commissioner questions from the project team as noted:

- Transportation was the largest emissions sector and only two transportation-related actions were presented, so perhaps more should be explored.
- Mode shifting could be challenging given the big change in lifestyle required; incentives may need to be considered.
- The City needed the infrastructure in place to encourage people to change to different modalities.
- **Natural Resources Manager Rappold** clarified the Open House would be geared toward soliciting input on the proposed actions being discussed tonight by the Commission. The Community Survey gathered perceptions and included lists to see what people would be willing to do. The survey results would be shared with the Commission, as well as the specific questions posed to businesses and industries about what they would be willing to consider to reduce their impact.
- All City departments should be given the opportunity to be involved on the Climate action team.
- The regulations seemed to be coming from the State into the Wilsonville community, but how much of the State's activity was being driven from a Federal perspective, and how would the City navigate the changes anticipated over the next several years? Would the community stay the course in pursuing the identified goals, which would be very fluid.
    - **Consultant Braun** believed the tendency in many communities was to assume the State would achieve a certain amount or that there would be a certain amount of support, or regulatory strength coming from the State. The communities achieving success in climate action planning were taking a grassroots approach, and much could be done at a local level to incentivize the actions discussed. A recent study by the Department of Energy and State of Oregon concluded that the economic impact of the energy transition was positive.
    - The City should be ready to engage in local opportunities to support the changes, especially given the multiple benefits for the community, from better air quality to much lower energy costs for households.
- **Natural Resources Manager Rappold** clarified the goals and requirements would apply to new construction of commercial, residential, and industrial structures, as well as remodeling or additions. The incentives provided to existing owners and occupiers would depend on the extent to which an existing structure was being remodeled. He would consult with the Building Official to see how it might apply.
- Solar incentives were believed to have expired and could be reestablished along with other incentives, like for wind. New construction was a positive step forward, but a lot of opportunities exist in the community for applying ideas.

- Was it possible to model the climate action improvements that would be available without incentivizing the efficiency targets and also with incentivizing efficiency targets to help motivate potentially recruiting funding for those incentives?
  - **Consultant Braun** responded modeling the impacts of incentives themselves was not straightforward as it varied a lot from community to community and based on current energy prices and economic income levels. The team could provide a sense of the cost impacts and savings, as well as some guidance on the levels of incentives in general that motivate people and other factors as the Commission began implementing the Plan.
- The traffic back up on I-5 at the Boone Bridge was a huge contributor to carbon emissions. Modeling showing what emissions improvement, if any, could be expected as a part of an eventual Boone Bridge expansion was suggested. While the improvements could increase trips, if the outcomes reveal that the bridge improvement is Climate Action Plan friendly, it could be used to motivate the State to do the project.
- Having a way to incentivize climate action improvements on existing buildings should be considered as a draft action.
- **Consultant Braun** explained the mode shift percentages (Slide 26) were taken from Tigard and the Clackamas County Climate Action Plan as averages that could potentially be used in the Wilsonville community. The numbers modeled for Tigard and the County were presented as a potential scenario to work toward. The actions were pathways the City could take to get to net zero carbon emissions. The current numbers were a starting point and could be adjusted.
- **Consultant Braun** explained the trips modeled included traffic trips into, out of, and entirely within Wilsonville. The emissions are attributed to the origin of the trip. If the trip started outside Wilsonville, it would not be included in the inventory, and carpool trips were modeled the same way.
- The percentage of trips being carpooled seemed quite large. Were any other communities getting close to 30% currently? Moving from 3% to 7% transit seemed more realistic. Going from a 5% to 30% shift in carpooling would require significant changes in behavior across a wide swath of the community. The draft actions should be achievable even if a bit on the aspirational side.
- The project team did not know what percentage of new building construction currently had solar power; 2050 was the longest possible timeline. While the State's clean energy initiatives should help the City as far as cleaning the grid, putting solar on new buildings would increase the city's ability to withstand power outages, making buildings more resilient. (Slide 27)
- Having a stepping stone, such as 50% solar by 2035, was suggested to help ensure the City was on track. Code changes, like requiring solar PV on all Coffee Creek buildings starting in 2030, could also move the City toward larger percentages. Waiting until 2050 to meet the goals would not be realistic.
  - Requiring solar PV would also impact housing affordability, which the Commission did not want in the immediate future.
- **Natural Resources Manager Rappold** stated the 100% Renewable Natural Gas (RNG) goal might be a challenge, noting the City just finished Wastewater Treatment Master Plan

which was already at $200 million. Staff's input on the project's feasibility would be required; perhaps the timeline would be extended.

- **Consultant Braun** added a feasibility study would address potentially cheaper technology and the wastewater treatment facility's location. RNG had a lot of value in terms of being able to supply very high heat, particularly to industries that need it. RNG could potentially be sold without the need for natural gas lines at a very good price. RNG was also a way to virtually eliminate wastewater emissions, address issues like fats, oils, and greases burning up motors, provides revenue, and helps the City transition to cleaner future. These changes could be considered at the recently upgraded system's end of the life.
  - The City of Gresham's wastewater treatment plant is emissions positive, taking out more emissions out that it contributes while saving that City about $400,000 in savings.

- **Consultant Braun** clarified the action to divert 50% of organic waste from landfills by 2030 could be achieved by a reduction in the generation of organic waste or by diverting 50% of the same organic waste stream; it was an implementation question and could be managed either way
- Changing the wording to **"**50% of organic waste ***reduced/***diverted from landfill by 2030" was suggested to show that option was available. (Slide 27)
- The project team clarified the gray boxes on Slide 27 were State initiatives included as placeholders to represent what would assist the City in meeting its low carbon goals. While part of the calculations factoring into the low carbon scenario, the City would not be putting implementation measures in place to achieve them.
- Overall, the Climate Action Plan looked good.
  - Understanding the magnitude of costs to implement each action plan would be helpful so the City could focus on the most cost-effective actions.
  - Knowing how difficult the action plans might be to implement due to technology would also help the City narrow its approach.
  - **Natural Resources Manager Rappold** noted SSG had agreed to work with the City on the magnitude of costs.
- **Consultant Braun** confirmed a multi-pronged attack with concerted efforts across all the actions would be required for Wilsonville to hit 45% reduction by 2035 and 80% by 2050, and many ways the City operates and how citizens get around town would be affected. However, achieving even 95% of the goals would make a huge difference. Pushing hard on the action items would be very beneficial as once the action items start advancing, they would become self-perpetuating.
- The project team confirmed that many surrounding communities were going through a similar exercise, noting Climate Action Plans in Tigard, Clackamas County, and the City of Tualatin. Many communities nationwide were involved in developing Climate Action Plans due to funding that came through from the IRA and more funding was available. The EPA allocated the funding in such a way that the federal administration would have difficulty withdrawing it, which SSG could assist with. Funding was available for things like fee transitions, installing and supporting solar installations, etc.

- **Consultant Braun** explained the result of the City not hitting 45% by 2035 and 80% by 2050 would be significantly increased costs to municipalities, other levels of government, insurance companies, and residences, which SSG called the cost of doing nothing or the social costs of carbon. Approximately seven major insurers had pulled out of California and were unwilling to insure properties there. The sooner things shift, there would be less of an impact.
- **Natural Resources Manager Rappold** explained the 45% by 2035 and 80% by 2050 percentages were from the State Executive Order, which was also reflected in the next work session item.
    - **Planning Manager Pauly** noted the limited amount of staffing resources on the state level, so decisions would be made at the State level about whether to prioritize enforcing housing related code versus climate related code.
- **Consultant Braun** agreed many of the actions would have increased incremental costs upfront; however, that fact was fading fast. For example, renewable energy is now much less expensive generally than fossil fuel energy which has resulted in renewable energy working on its own. States like Texas have shifted toward renewables precisely for that reason. The more that happens, the less capital costs become an issue. The payback for things like building improvements was in the long-term affordability of home or building ownership. While completely eliminating energy costs from a house increases the initial cost of the home by about 4%, the long-term energy savings is tremendous in terms of encouraging affordability. The houses built are not only more affordable, but healthier as well.
- Retrofitting a home for solar can take 15 years to payback; a substantial delta many existing homeowners would not be able to afford. Climate Action Plan goals conflict with the City's affordability housing goals.
- **Natural Resources Manager Rappold** agreed the City's goals would need to be balanced moving forward and the required percentages and wording would need agreed upon as far as requirements for new and existing construction.
- How much consideration for the advancement in technologies and the efficiency improvement in technology is factored into the reduction curve?
    - **Consultant Braun** explained that when doing a financial analysis after completing the low carbon modeling, technological improvements are incorporated into the cost element, noting a reduction in capital costs to reflect the upscaling of operationalizing large-scale manufacturing. However, the efficiencies of new technologies were not factored in; the assumptions included the current efficiencies and lifespans of the technologies being used.
        - The financial analysis was not part of SSG's scope with the City at this time.
    - Having a draft action for implementing new or novel technologies that may be coming was suggested, so the City would have that opportunity going forward.

Natural Resources Manager Rappold concluded by highlighting next steps, including opportunities for public engagement, which involved outreach to primary, middle and high

schools and the Open House being held from 6:00 pm to 8:00 pm on January 16th in the Willamette River Room at City Hall. Adoption of the Climate Action Plan was expected in June or July. (Slides 29-30)

3. CFEC Parking (Pauly)

Daniel Pauly, Planning Manager, and **Consultant Brian Davis of Studio Davis** presented the Climate Friendly and Equitable Communities (CFEC) Parking Compliance and Standards Reform via PowerPoint, reviewing the background, goals, and scope of the project, the Parking B compliance options along with Staff's recommendation of Option 1, and the subsequent Development Code amendments anticipated.

Feedback from the Commission was as follows with responses to Commissioner questions as noted:

- **Planning Manager Pauly** agreed to calculate the overall percentages of land involved with the Parking A and B compliance phases, as well as vacant land or land available for development.
- **Consultant Davis** stated the vast majority of cities were going with Option 1 due to the proximity of public transit and administrative difficulties involved with the other options. However, the decision was very context sensitive and politically influenced. Oregon City had a smaller percentage of exempt land area and already had a number of programs required under Option 3 and therefore chose that option. (Slide 9)
- **Planning Director Bateschell** explained Parking A is always based on the frequency of transit routes. As the city expands into Frog Pond East and South and SMART modifies and expands its route to serve those neighborhoods, the extension of that frequent line would modify the ½-mile buffer zone and expand that boundary as the line moves. Similarly, if one of the SMART transit lines running through the industrial area modified its frequency, then there would be a ½-mile buffer around that transit line as well.
    - **Planning Manager Pauly** noted no transit line expansions were planned in the northwest industrial area. The Villebois line could increase in frequency and further lines could be added. The SMART Canby route went by Charbonneau, but it was not as frequent as the cross-town shuttle.
- **Planning Director Bateschell** explained that TriMet's 96 line would not be considered frequent and would not count for Wilsonville. The requirement regarded the frequency of the community and the frequency being served. Wilsonville's SMART service is much more frequent than TriMet's 96 line. The frequency of transit service was the metric established with the Department of Land Conservation and Development (DLCD).
    - At this point in time, the northwest industrial area is served less frequently, but as the city grows and develops into Basalt Creek, the bus lines currently serving Coffee Creek would extend into Basalt Creek, and the map would need to be modified to reflect the changes in the frequency of transit lines and which areas the City could enforce minimum parking standards.

PLANNING COMMISSION

WEDNESDAY, NOVEMBER 13, 2024

INFORMATIONAL

3. Climate Action Plan (Rappold)(30 Minutes)

PLANNING COMMISSION MEETING
STAFF REPORT

Meeting Date: November 13, 2024	**Subject:** Climate Action Plan **Staff Member:** Kerry Rappold, Natural Resources Manager **Department:** Community Development
Action Required	**Advisory Board/Commission Recommendation**
☐ Motion ☐ Public Hearing Date: ☐ Ordinance 1st Reading Date: ☐ Ordinance 2nd Reading Date: ☐ Resolution ☒ Information or Direction ☐ Information Only ☐ Council Direction ☐ Consent Agenda	☐ Approval ☐ Denial ☐ None Forwarded ☐ Not Applicable **Comments:** N/A
Staff Recommendation: Provide input on the proposed Climate Action Plan and planning process.	
Recommended Language for Motion: N/A	
Project / Issue Relates To:	

☒Council Goals/Priorities: Develop a climate inventory and gap analysis of city practices and operations and engage the community to build awareness of climate friendly practices.	☐Adopted Master Plan(s):	☐Not Applicable

ISSUE BEFORE COUNCIL:
The City Council goals for FY 2023-25 include developing a Wilsonville Climate Action Plan. Staff will provide an overview of the planning process for the Climate Action Plan (CAP).

EXECUTIVE SUMMARY:
In August, staff and the consultant (Sustainability Solutions Group - SSG) kicked off the planning process for the CAP. The CAP provides a roadmap for achieving net-zero greenhouse gas (GHG) emissions and will include the following steps in developing the Plan:

1. Context review: The review of key strategic documents to understand Wilsonville's city and climate planning, as well as state legislation and other climate plans.
2. Data input and GHG inventory: The inventory will include the energy use and emissions within Wilsonville's city boundaries, and an update and refinement of data and modeling previously completed for the Clackamas County Climate Action Plan.
3. Model calibration: The calibration will identify the activities producing GHG emissions by sector and target emission reduction measures for specific activities.
4. Business-as-Usual (BAU) and Business-as-Planned (BAP) scenarios: The BAU scenario will provide the annual energy consumption and emissions through 2050 by traffic zones and neighborhoods across the city. The BAP scenario will reflect the additional impact on energy use and emissions of key county, state, and federal policies.
5. Strategies and actions: A list of "low carbon" actions and policy options will be identified and refined for geographic rollout, equity improvement, and to optimize co-benefits for the city.
6. Draft low-carbon scenario: The selected set of "low carbon" actions will be modeled for their energy and emissions impacts between the baseline and target years. The scenario will include year-over-year energy and emissions projections associated with implementation of the emission reduction actions.
7. Final low-carbon (best fit) scenario: The final scenario will outline how the City can achieve its emission reduction targets in relation to existing policies, regulations, plans, and investments, and will provide a viable, sector-by-sector action pathway for reducing community emissions.
8. Draft and final plans: The CAP will include the following information:
    a. Descriptions of local context, existing conditions, targets, and legislation that will affect climate action in Wilsonville.
    b. Identify key expected impacts of climate change to local conditions in Wilsonville in future decades.
    c. Outline the community's projected energy use and emissions in the BAU, BAP and "low carbon" scenarios, and provide a clear pathway of the modeled actions, and the timeline to achieve a net-zero future in Wilsonville.
    d. An appendix with data, methods, and assumptions.

In addition to the Planning Commission and City Council, a staff advisory committee, comprised of members from Community Development, Public Works, Parks and Recreation, SMART, and Finance, will provide input during the planning process.

At this meeting, staff seeks the Planning Commission's input on the Climate Action Plan:

1. Are there specific objectives or topics that should be addressed?
2. Do you have any input about the planning process or public engagement?

EXPECTED RESULTS:
The completion and adoption of a Climate Action Plan which will focus on reducing the community's GHG emissions, and how these changes can also increase resilience.

TIMELINE:
Staff will present the draft and final plans to the Planning Commission for specific input and final adoption by Spring of 2025.

CURRENT YEAR BUDGET IMPACTS:
The approved FY 2024-25 Wilsonville budget includes $70,000 in general funds as part of Project #3007 - Climate Action Plan. A supplemental budget adjustment will be needed to add unspent general funds from FY 2023-24 to the project, which include $35,000 from Project #3007.

COMMUNITY INVOLVEMENT PROCESS:
Community involvement and public outreach will be a key component of the project. Staff welcomes input from the Planning Commission on public engagement activities for the CAP process. A "Let's Talk, Wilsonville!" site has been set up for the project, which includes a community survey. Future activities will include a public open house and a forum with local businesses.

POTENTIAL IMPACTS OR BENEFIT TO THE COMMUNITY:
Climate change has the potential to affect the lives and livelihoods of every resident. Developing a Wilsonville Climate Action Plan will provide the opportunity to explore options for reducing greenhouse gas emissions and identifying actions that address climate change.

ALTERNATIVES:
N/A

ATTACHMENTS:
1. SSG scope of work and schedule

2 | Project Understanding

The City of Wilsonville, located in western Clackamas County (and partially in Washington County), is a suburb of Portland which offers residents a rural atmosphere and the conveniences of the big city. Formerly a farming community, the city's economy contains a mix of tech uses and manufacturing, with some agricultural land remaining. The impacts of climate change are becoming more evident in Wilsonville as wildfires, extreme heat, and heavy rainfall hit the city with increasing frequency and severity. To address the causes of these effects, the City has led several sustainability initiatives including participating in Portland Gas & Electric's Green Future Enterprise and Green Future Impact Programs for renewable energy sources; converting street lights to LED; participation in the Bee City program; and working with the transit authority to deploy electric buses and eliminate transit fares within the city.

Now, the City is looking to develop a Climate Action Plan (CAP) which will focus on how best to reduce the community's GHG emissions, and how these changes can also increase resilience. The planning process will begin by developing an inventory of existing community emissions, followed by an identification of actions that will quickly and significantly reduce emissions. The plan will build on existing work completed by the City, Clackamas County, and the State, such as Wilsonville's Comprehensive Plan, Bike and Pedestrian Master Plan, and the Urban Forest Management Plan, Clackamas County's CAP and GHG inventory (developed by SSG), the South Metro Area Regional Transit (SMART) Transit Master Plan; and statewide mandates such as Oregon's Clean Energy Targets, which requires energy suppliers such as Portland General Electric to reduce emissions.

Work on the CAP will include: identifying goals and outcomes; developing a community-wide GHG inventory; forecasting emissions; outlining focus areas and strategies for mitigation; and planning and facilitating equitable engagement with the City and the public.

3 | Approach and Methodology

Technical Approach

SSG will deploy Scena, our unique systems dynamics model, to study the City's complex urban energy system and pathways to decarbonize these systems. Developed in-house, Scena tracks how and where electricity and fuels are consumed in Wilsonville, and how emissions are produced. The model is transparent, integrated, multi-fuel, multi-sector, and was built specifically for analyzing spatially-disaggregated energy systems, GHG emissions reductions, and co-benefits. **Our team will build on our existing model of Clackamas County, and update and refine this for the Wilsonville context.** This allows us to move quickly and efficiently, and ensures consistency with the County's plan.

Using data on energy supply, energy use, energy sources, and long-term trends, Scena can track and project energy sources, transitions, distribution, and end-use, as well as GHG emissions, over time and space. **Scena is GIS-based, providing visualizations that illustrate how energy use and emissions vary across sectors and neighborhoods.** The model considers conventional and renewable energy sources, ranging from gasoline, to wind, to ambient energy. Our modelers have been continuously developing, updating, and improving Scena since its 2015 launch at COP21 in Paris, ensuring we deliver the highest quality analysis. Our model and approach sets us apart from others in the following ways:

1. **A Systems Approach:** Scena is an integrated systems dynamics energy and emissions model. It simulates multiple dimensions of energy systems over time, incorporating projected population growth, the impact of planned and new policies, and feedback between sectors in space, with resolution for each priority zone in the study area. This level of detail enables us to develop investment-ready climate action strategies.

2. **Spatial Analysis:** The spatial analysis intrinsic to the modeling will enable the City of Wilsonville to explore future dynamics of transportation and land-use in a zone system that aligns with transportation planning, future growth projections, and infrastructure planning.

Figure 2. Examples of the visual outputs possible through our modeling platform.
Please see original SSG proposal dated May 3, 2024 for this image

3. **Integrated:** Most models are sector-specific and forecast how emissions can be mitigated within individual

sectors, industries, or buildings. However, GHG emissions impacts are integrated among sectors, so we designed Scena to **capture feedback among policies in different sectors**. This allows us to help cities to identify the optimal approach to mitigating emissions.

Figure 3. Household energy expenses in the City of Toronto in the Low-Carbon Scenario vs. in the Reference Scenario.
Please see original SSG proposal dated May 3, 2024 for this image

Planning for Decarbonization

Our approach is to develop a calibrated model of the built environment in the current context, spatially representing homes, buildings and infrastructure, energy-using equipment within buildings, transportation behavior, waste generation, and water and wastewater treatment. The calibration step involves ensuring that observed energy consumption data (reported from utilities) aligns with modeled data. We then develop or use existing population and employment projections to place people in space over time, adding homes and workplaces and associated infrastructure where required—this forms the **Business as Usual (BAU) scenario**. These additional people stimulate additional vehicular, walking, transit and cycling trips. The model calculates annual VMT, energy, and GHG emissions for each zone of the City. Planned and funded policies and programs are then evaluated in a **Business as Planned (BAP) Scenario**. The engagement activities can include reviewing the results from the BAU and BAP and suggesting actions to reduce energy use and GHG emissions which can be included in the technical of a **Low-Carbon Scenario**.

Figure 4: Reference Scenario and Low-Carbon Scenario for a community.
Please see original SSG proposal dated May 3, 2024 for this image

Climate Action Analysis

SSG will create a proposed list of recommended climate mitigation measures based on the work completed for Clackamas and Tigard, and any contextual changes (e.g. legislation, executive orders) that have occurred since those Plans were completed. Priority measures will be identified that reflect strategic opportunities, needs, relevant objectives, and insights from engagement. The emission reduction potential for each climate change mitigation measure will be analyzed in detail using the model, which will determine the impact on each underlying emission source.

Figure 5. Examples of the intersection of adaptation and mitigation actions
Please see original SSG proposal dated May 3, 2024 for this image

Engagement

We believe engagement is best thought of as shared decision-making, and our approach weaves together technical and engagement streams to form a detailed and inclusive CAP. Our in-house engagement team uses the globally recognized framework developed by the International Association for Public Participation's (IAP2). We are skilled in community education and translating complex ideas into plain language for a broad audience.

Our team has extensive experience managing and coordinating diverse stakeholder groups, and convening multi-departmental and multi-sector teams. We will organize meeting agendas based on the interests and expertise of participants. In all our projects, we work collaboratively alongside the client and staff through existing structures such as boards and Councils.

Collectively, our team has decades of experience in planning, designing, and delivering a variety of engagement techniques, including open houses, surveys, workshops, and communications and outreach planning. Our team also has extensive experience deploying a variety of digital platforms including Let's Talk, Zoom, Miro (a collaborative, online whiteboard), MetroQuest, Ethelo, a variety of videoconference platforms, various online survey platforms, and websites. These methods can be used to engage the public and community groups along the IAP2 Spectrum (Figure 6) and are often effective at reaching individuals and communities traditionally left out of planning processes. Some tools and platforms may come with additional costs.

Figure 6. The IAP2 spectrum of participation.
Please see original SSG proposal dated May 3, 2024 for this image

Work Plan

Our work plan addresses all the details of the RFP and adds details and considerations based on our extensive experience in preparing similar plans in Oregon and beyond. Refer to the attached schedule for a breakdown of the proposed project timeline. This schedule relies on quick turnarounds from the City, including 1 week to review and provide consolidated feedback on key deliverables.

Phase 1: Visioning and Set-up

1.01 Project Kick-off Meeting: SSG will prepare an agenda and meet with City staff to review project details, invoice schedules, contacts, communications protocol. We will also confirm the work plan, deliverables, project objectives, and budget. The meeting will be celebratory, kicking off the project with energy and generating momentum. Working relationships between consulting staff and City staff will be established and the project work will begin.

1.02 Regular Check-in Meetings: SSG will prepare an agenda for bi-weekly (every two weeks) project meetings with senior staff in the City. Following the meetings, SSG will summarize the meeting minutes and next steps.

Phase 2: Engagement

2.01 Engagement Schedule and Planning: SSG will host a meeting between SSG's engagement staff and Wilsonville's project team. The teams will work together to review and make any minor adjustments to the engagement activities proposed in this section. SSG will then document the intent, objectives, locations, dates and participants for each in a simple table, which will be shared with the Wilsonville team.

2.02 Communications Materials: SSG will provide communications content to the City for use in the Boones Ferry Messenger, the City's social media, and the municipal website. This will include up to four graphics for use on the various platforms. These materials will be provided in a standard graphics format that will allow them to also be used on posters or handouts at public events, etc.

2.03 Engagement with Existing Boards: We will host two virtual sessions with the City's existing boards such as City Council and the Planning Commission. Sessions will introduce the CAP process and collect input on local priorities and concerns, as well as potential climate actions.

2.04 Engagement with Staff: SSG will host up to three virtual sessions that will focus on educating staff about climate action, and integrating this work and the climate impacts of their decisions into their city roles. It will provide feedback opportunities using tools such as Mentimeter, and will use light facilitation.

2.05 Community Survey: City staff on the project will create a questionnaire for local residents (potentially re-using the questions from the Clackamas County Climate Action Plan) to gather a sense of their current levels of support for Wilsonville to take action on climate change. SSG can conduct a high-level review of the survey to ensure the accuracy of the content and to provide communications-related feedback. The survey can be published using the 'Let's Talk Wilsonville' platform and advertised using City tools. The City can use this information to provide evidence of support in the community, and can share analysis of the results with SSG for integration into the Climate Action Plan.

2.06 Public Event: SSG will facilitate one public event. This could either be five telephone or Zoom interviews with members of the public, or a 'Town Hall' meeting focused on increasing awareness among the public about the Climate Action Plan's development. The Town Hall meeting would provide basic opportunities for feedback. Each approach has benefits: The five interviews would provide good content to integrate into the final Climate Action Plan; whereas the Town Hall meeting would be a more effective way to raise awareness in the community..

2.07 Engagement Summary: SSG will summarize the results of the engagement activities, the input received, and how it will be used in the CAP. This will be provided in a brief report to the City and can be included as an appendix to the CAP if required.

Phase 3: Technical Analysis

3.01 Context Review: We will review up to four existing strategic documents identified by Wilsonville to understand the City's planning strategy and existing work on climate change such as Wilsonville's Comprehensive Plan, Bicycle and Pedestrian Master Plan, and the Urban Forest Management Plan. The team will request the City's guidance on identifying the most important four documents. The team will also draw on its knowledge of the State and Counties' Executive Orders, legislation and climate plans.The results of this review will be shared as a brief presentation or slidedeck for feedback.

3.02 Data Request & GHG Inventory: A major benefit to working with SSG on this project is that we can use our previously-completed Clackamas GHG inventory to develop a community-wide emissions inventory for Wilsonville. Using Clackamas' inventory as a starting point, SSG will extract and update Wilsonville's data as required based on population growth. SSG will work with Wilsonville staff to create estimates for areas of the City that are in Washington County, as they will not be included in the Clackamas County data. Additional sectors or individual industrial facilities will be considered for addition if the required data is readily available in a usable format from Wilsonville staff. The inventory will include the City's corporate emissions, but they will be combined with the community's emissions within each sector (buildings, transportation, etc.). The work will not include a separate corporate GHG emissions inventory.

3.02 Model Calibration: SSG will review the Clackamas modeling in light of any significant changes that have occurred legislatively or demographically since that modeling was completed. Based on the results of this review, SSG will either use the existing calibrated Clackamas data, extracting the zones that constitute Wilsonville and estimating for the zones in Washington County, or SSG will redo the calibration with adjustments as required to provide an accurate baseline year of Wilsonville's energy use and emissions. The calibration differs from a GHG inventory in that it identifies the activities producing GHG emissions by sector (e.g. vehicular trips, number of buildings, building energy performance, livestock, etc.). This allows us to target emission reduction measures to specific activities.

3.03 BAU & BAP Reference Scenarios:. A Business-As-Usual (BAU) Scenario of community emissions will eflect the GHG emissions impacts of **current** population projections, land-use policies, transportation trends, state and federal policies, building codes, fuel efficiency standards, etc. The BAU Scenario forecast will provide Wilsonville with the annual energy consumption and emissions out to 2050 by traffic zones and neighborhoods across the city. This can be used to show the spatial impact of current practices on specific areas (and populations) and sectors within the city. A Business-As-Planned (BAP) scenario will also be provided. It will reflect the additional impact (i.e. on energy use and emissions) of key, **approved** county, state and federal policies and programs.

To provide this information, SSG will review the Clackamas modeling in light of any significant changes that have occurred legislatively or demographically since that modeling was completed. Based on the results of this review, SSG will either use the existing calibrated Clackamas BAU and BAP modeling results, extracting the zones that constitute Wilsonville and estimating for the additional zones located in Washington County, or SSG will redo the BAU and BAP scenarios with the adjustments required to provide projections of Wilsonville's energy use and emissions that reflect the most recent regulations and context.

3.04 List of Strategies & Actions: Working with City staff, we will compile a list of 'low carbon' actions and policy options for consideration. The list will draw from the work done for Clackamas and Tigard, and reflect the contextual changes that have occurred since those Plans were completed. SSG will meet with Wilsonville staff to go through the actions, and refine them together. At this point, City staff will be able to identify neighborhoods most requiring improvements, or with higher concentrations of low-income and disadvantaged populations in greater need of services. The team will help Wilsonville staff lay out the selected actions to benefit these neighborhoods first, or to a greater degree, and this will be integrated into the final low carbon actions that are selected. Emission reduction actions will be expressed as quantifiable assumptions for input into the model.

3.05 Draft Low-Carbon Scenario: The GHG emission reduction measures selected in Task 3.05 will be modeled for their energy and emissions impacts between the baseline and target years. The scenarios will include year-over-year energy and emissions projections under implementation of the emission reduction measures. The results will demonstrate how carrying out the actions in a particular order will ensure that the changes made achieve the greatest energy conservation, emissions reduction, and resilience-enhancing benefits for the entire community, and how those benefits can be brought first to neighborhoods most requiring improvements.

3.06 Final Low-Carbon (Best Fit) Scenario: Based on our analysis of the modeling and input from Wilsonville staff, we will accommodate up to 20 hours of additional work to adjust and finalize the Low-Carbon Scenario. The final scenario will outline how the City can achieve its emission reduction targets in relation to existing policies, regulations, plans, and investments, and will provide a viable, sector-by-sector action pathway for reducing community emissions.

Phase 4: Final Plan

4.01 Draft Climate Action Plan: The draft CAP will include descriptions of the local context, existing conditions, targets, and legislation that will constrain or stimulate climate action in Wilsonville. It will also identify key expected impacts of climate change to local conditions in Wilsonville in coming decades. It will outline the community's projected energy use and emissions in the BAU, BAP and 'low carbon' scenarios, and will provide a clear pathway of the modeled actions, and the timeline on which they will need to be carried out to move Wilsonville towards a net-zero future. Graphics will be included that will clarify the impacts of different types of actions over time. The Plan will include a data, methods, and assumptions (DMA) appendix. The DMA will describe the scenario modeling approach, data used, and the assumptions applied for the inventory and analysis. This ensures an understanding of the modeling operation, and that the data, methods, and assumptions are transparent. A draft of the plan will be provided to Wilsonville staff for a single round of review. Wilsonville will consolidate the comments into a single document and share them with SSG.

4.02 Final Climate Action Plan: The draft CAP will include descriptions of the local context, existing conditions, targets, and legislation that will constrain or stimulate climate action in Wilsonville. It will also identify key expected impacts of

climate change to local conditions in Wilsonville in coming decades. It will outline the community's projected energy use and emissions in the BAU, BAP and 'low-carbon' scenario, and will provide a clear pathway of the modeled actions, and the timeline on which they will need to be carried out to move Wilsonville towards a net-zero future. Graphics will be included that will clarify the impacts of different types of actions over time.

4.03 Council Presentation of Final CAP: We will support staff with presenting the final CAP to Council. This can include providing images from the CAP and providing guidance and review of the presentation. We anticipate that this would be a formality for adoption, assuming the presentation of the draft Plan was favorably received. SSG will not travel to attend the Council presentation but can attend virtually if required.

4 | Schedule

The project schedule ensures all deliverables are completed within the timeline outlined in the RFP. This schedule relies on quick turnaround from the client in regard to edits and approvals. Note that the timing of tasks 2.03 to 2.06 will be finalized during the Engagement Schedule and Planning meeting between SSG and Wilsonville project staff.

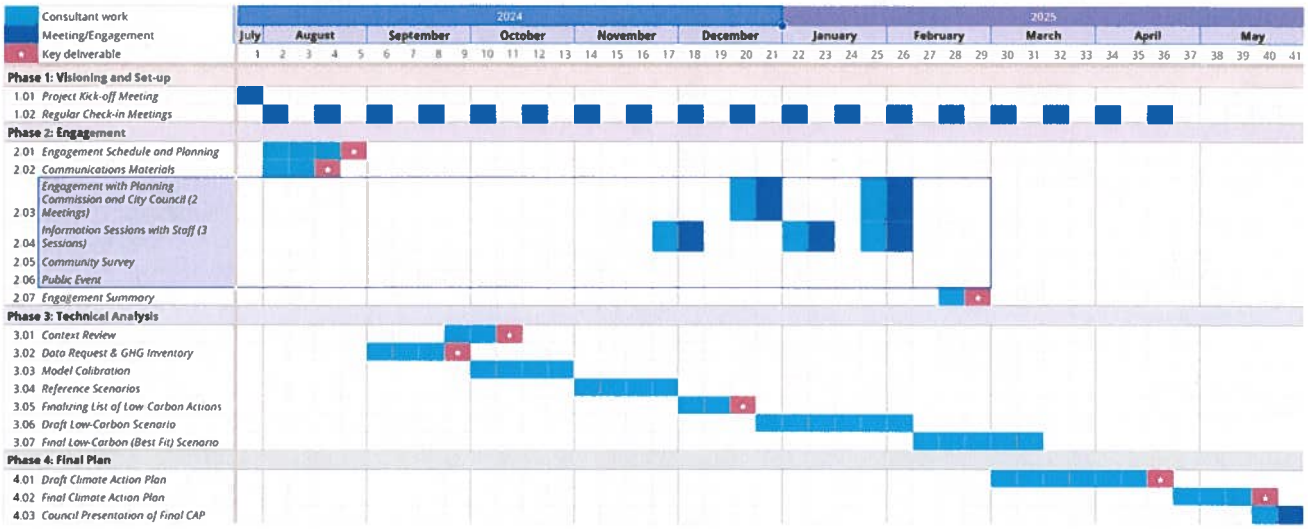

Climate Action Plan

Planning Commission

November 13, 2024

Kerry Rappold
Natural Resources Manager

WILSONVILLE
OREGON

2023-2025 City Council Goals

- Develop a climate inventory and gap analysis of city practices and operations
- Conduct a community education campaign to build awareness of climate friendly practices

Addressing Climate Change

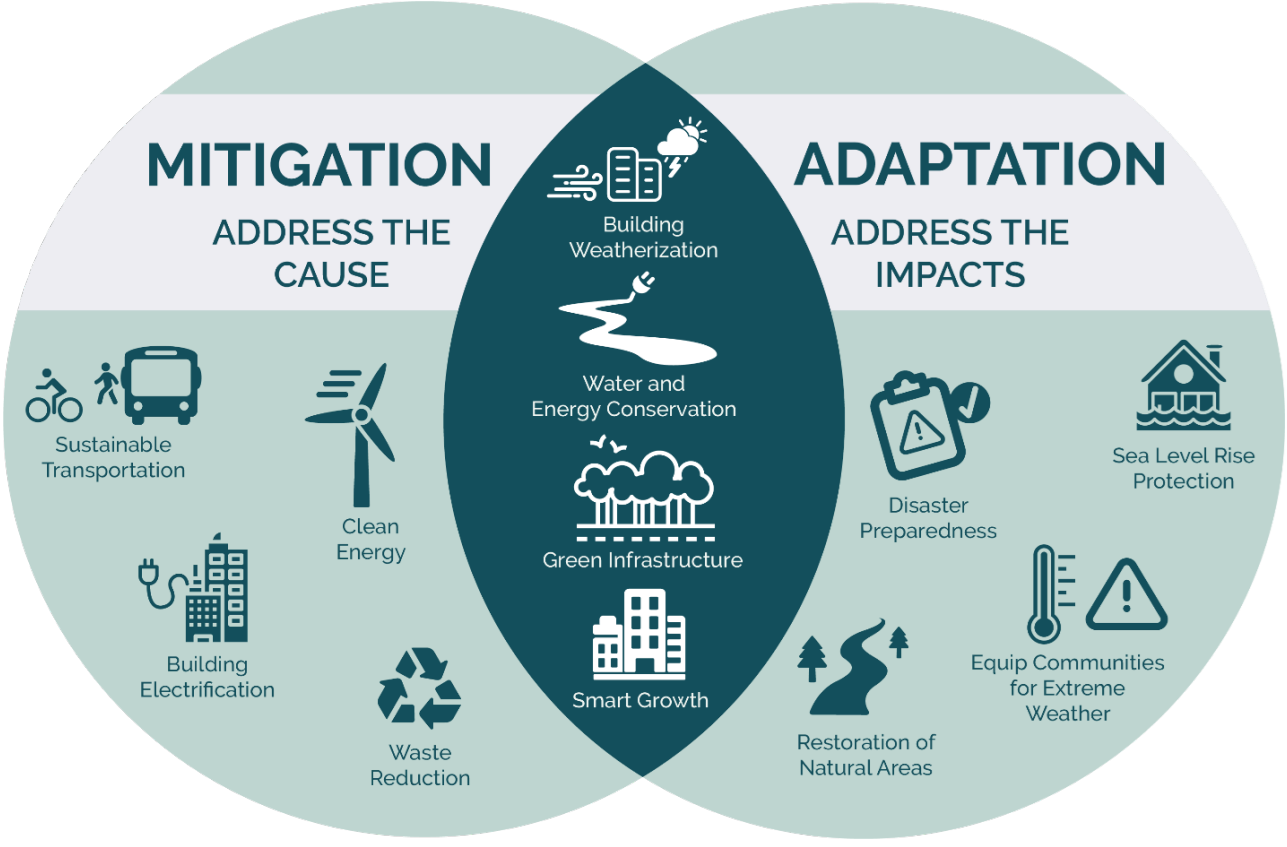

The Planning Paradigm

1. Avoid

Avoid activities that generate emissions or require energy.

2. Reduce

Reduce energy required by using less, and by avoiding wasted energy.

3. Replace

Switch to renewable energy sources.

4. Remove

Use natural systems or technology to sequester greenhouse gases.

5. Offset

Invest in emissions reductions initiatives to decrease their costs and address local emissions that cannot be eliminated for a lower cost.

Analysis

Context Review

- Review of up to four key strategic documents to understand Wilsonville's city and climate planning.
- State legislation, and other climate plans.

Selecting Actions

- Potential low-carbon actions will be identified and refined for geographic rollout, equity improvement, and to optimize co-benefits for Wilsonville.

Draft & Final Climate Action Plan

- Draft Plan will be developed.
- Review and feedback about Draft Plan.
- Final Plan will be developed and designed.

Technical Modeling

Baseline Energy Use and Emissions | **Reference Scenarios** | **Low Carbon Scenario**

- **One calendar year of energy use and emissions within Wilsonville's city boundaries.**

GHG Inventory for Baseline Year

- **Projected energy use and emissions in a 'Business-as-Usual' and a 'Business-as-Planned' scenarios, out to 2050.**

Annual projections from 2024 to 2050 by fuel and sector.

- **Projected energy use and emissions in a 'Low Carbon' scenario, modeling out the selected Low Carbon actions.**

Impact of each action, and annual projections (2024 to 2050) by fuel and sector.

Public Engagement

Engagement Planning

- Engagement Schedule and Finalization

Active Engagement

- Engagement with the Planning Commission, DEI, and City Council
- Engagement with City Staff
- Community Survey
- Open House
- Business Forum

Final Report

- Engagement Summary in final report

Schedule

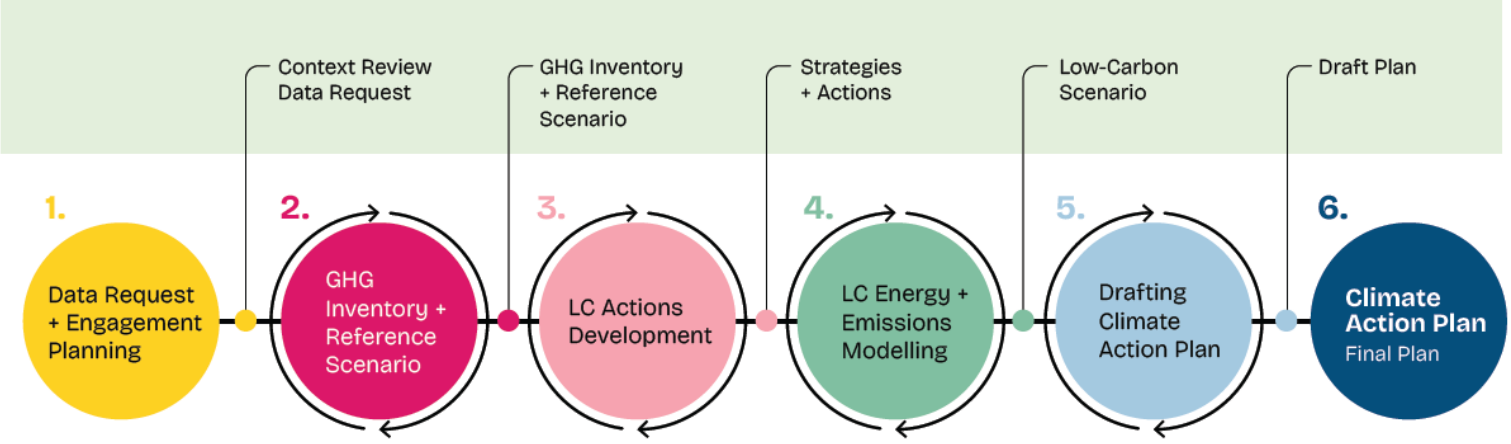

Summer 2024

- Engagement Planning

Fall 2024

- Community Survey
- Staff Steering Committee 1

Winter 2024/25

- Staff Steering Committee 2
- Council and Planning Commission Meeting 1
- Public Event

Spring 2025

- Staff Steering Committee 3
- Council and Planning Commission Meeting 2
- Engagement Summary

Questions



- **Commissioner Hendrix** noted that having the ability to access and stay in accessible housing and ensuring rentals were safe was her highest priority. (Action E) Housing safety included being climate ready with access to air conditioning, heat pumps, etc.
  - **Ms. Goodman** noted that fed into the idea of weatherization and weatherization programs.

INFORMATIONAL

3. Climate Action Plan (Rappold)

Kerry Rappold, Natural Resources Program Manager, presented the Climate Action Plan via PowerPoint, noting the project had started in August and that he would return with a consultant for further discussion with the Planning Commission when more specific strategies and actions were in place. His overview included the background and key steps in developing the Climate Action Plan; how climate change was addressed; the planning paradigm for the Plan's strategies and actions; the required analysis, technical modeling, and public engagement involved; and the anticipated project schedule. Information about the Climate Action Plan was on the Let's Talk Wilsonville website, along with a FAQ section and a community survey open to the public through the end of November.

Comments and feedback from the Commission were as follows:

- Starting to implement climate action changes internally first within the City and practicing what is preached to the community would be a good starting point.
- Middle school and high school students have a lot of passion around the climate, reaching out to schools and teachers to get input from students during public engagement might be worth it.
  - **Natural Resource Manager Rappold** responded the City currently already implemented some things through the Energy Education Squad working with the Energy Trust of Oregon. The City also recently developed a draft energy policy and was trying to model what should be done moving forward in addressing climate change.
- A future version of the Climate Action Plan should include water usage, and that water was not an unlimited resource, even when located along the Willamette River. The new pipeline going into Washington County should be a reminder of how blessed the City was to be next to the river.
    - Water usage would be an interesting goal for the City Council to consider.
  - **Natural Resource Manager Rappold** agreed water usage was important, especially considering the cost of supplying water to the community as well as the associated energy consumption.
- A lot of non-functional grass around the city requires a lot of maintenance with fuel to mow and water to keep the lawns green. Considering Code changes to help discourage non-functional grass would have positive benefits for a Climate Action Plan.
- The outreach plan should include getting middle school and high school students involved in the process of developing the Climate Action Plan, working through the issues, and coming

up with suggestions. Getting kids involved who were already passionate provided an opportunity to get their feet wet in civic service.

4. City Council Action Minutes (October 7 & 21, 2024) (No staff presentation)
5. 2024 & 2025 PC Work Program (No staff presentation)

Daniel Pauly, Planning Manager, stated details about the Rent Burden meeting tentatively scheduled prior to the Planning Commission's December meeting would be sent soon. He also reminded that the Frog Pond East and South Master Plan would go before City Council for adoption on Monday.

ADJOURNMENT
The meeting was adjourned at 7:40 p.m.

- Comments on Action Item H
  - How prevalent is this in the Portland Metro area?
- Comments on Action Item I
  - What is the overall potential impact to Build/Maintain ARH units?
  - How much is the current Federal subsidy?
- Comments on Action Item J
  - In essence a city subsidy for a specific time-period.
- Comments on Action Item K
  - Will need substantial funding pool sources
- Comments on Action Item L
  - Partnering with organizations like Rebuilding Together and others
  - What is the funding source
- Comments on Action Item M
  - This is a subsidy
  - What is the cost vs. Public Housing (HUD)?
- Comments on Action Item N
  - What is the total number of unhoused in Wilsonville?
  - What is the cost of this program per unhoused individual
- Comments on Action Item O
  - Not sure this is an appropriate use of URAs unless the area is "Blight" or needs redevelopment
- Comments on Action Item P
  - Only apply tax if not building affordable housing, what % of affordable housing gets this exclusion for the project?
- Comments on Action Item Q
  - Curious, need more details
- Comments on Action Item R
  - Acknowledge this need in concept
- Comments on Action Item U
  - Any existing public programs (state level) or non-profit that provide this?

Climate Action Plan

- Nice Executive Summary
- Questions
  - Do we consider funding during action plan creation or does that follow later.
- Inputs
  - It would be interesting to involve Wilsonville High School science classes into this engagement

Thank you very much for your work on these items.

Andrew Karr

CITY COUNCIL

MONDAY, OCTOBER 7, 2024

WORK SESSION

Climate Action Plan (Rappold)

CITY COUNCIL MEETING
STAFF REPORT

Meeting Date: October 7, 2024	**Subject: Climate Action Plan** **Staff Member:** Kerry Rappold, Natural Resources Manager **Department:** Community Development
Action Required	**Advisory Board/Commission Recommendation**
☐ Motion ☐ Public Hearing Date: ☐ Ordinance 1st Reading Date: ☐ Ordinance 2nd Reading Date: ☐ Resolution ☒ Information or Direction ☐ Information Only ☐ Council Direction ☐ Consent Agenda	☐ Approval ☐ Denial ☐ None Forwarded ☒ Not Applicable **Comments:** N/A
Staff Recommendation: Provide input on the proposed Climate Action Plan and planning process.	
Recommended Language for Motion: N/A	
Project / Issue Relates To:	

☒Council Goals/Priorities: Develop a climate inventory and gap analysis of city practices and operations and engage the community to build awareness of climate friendly practices.	☐Adopted Master Plan(s):	☐Not Applicable

ISSUE BEFORE COUNCIL:

The City Council goals for fiscal year 2023-2025 include developing a Wilsonville climate action plan. Staff will provide an overview of the planning process for the Climate Action Plan.

EXECUTIVE SUMMARY:

In August, staff and the consultant (Sustainability Solutions Group - SSG) kicked off the planning process for the Climate Action Plan (CAP). The CAP provides a roadmap for achieving net-zero greenhouse gas (GHG) emissions and will include the following steps in developing the plan:

1. Context review: The review of key strategic documents to understand Wilsonville's city and climate planning, as well as state legislation and other climate plans.
2. Data input and GHG inventory: The inventory will include the energy use and emissions within Wilsonville's city boundaries, and an update and refinement of data and modeling previously completed for the Clackamas County Climate Action Plan.
3. Model calibration: The calibration will identify the activities producing GHG emissions by sector and target emission reduction measures for specific activities.
4. Business-as-Usual (BAU) and Business-as-Planned (BAP) scenarios: The BAU scenario will provide the annual energy consumption and emissions through 2050 by traffic zones and neighborhoods across the city. The BAP scenario will reflect the additional impact on energy use and emissions of key county, state, and federal policies.
5. Strategies and actions: A list of "low carbon" actions and policy options will be identified and refined for geographic rollout, equity improvement, and to optimize co-benefits for the city.
6. Draft low-carbon scenario: The selected set of "low carbon" actions will be modeled for their energy and emissions impacts between the baseline and target years. The scenario will include year-over-year energy and emissions projections associated with implementation of the emission reduction actions.
7. Final low-carbon (best fit) scenario: The final scenario will outline how the City can achieve its emission reduction targets in relation to existing policies, regulations, plans, and investments, and will provide a viable, sector-by-sector action pathway for reducing community emissions.
8. Draft and final plans: The CAP will include the following information:
    a. Descriptions of local context, existing conditions, targets, and legislation that will affect climate action in Wilsonville.
    b. Identify key expected impacts of climate change to local conditions in Wilsonville in future decades.
    c. Outline the community's projected energy use and emissions in the BAU, BAP and "low carbon" scenarios, and provide a clear pathway of the modeled actions, and the timeline to achieve a net-zero future in Wilsonville.
    d. An appendix with data, methods, and assumptions.

In addition to the Planning Commission and City Council, a staff advisory committee, comprised of members from Community Development, Public Works, Parks and Recreation, SMART, and Finance, will provide input during the planning process.

At this meeting, staff seeks City Council input on the Climate Action Plan:

1. Are there specific objectives or topics that should be addressed?

2. Do you have any input about the planning process or public engagement?

EXPECTED RESULTS:
The completion and adoption of a Climate Action Plan which will focus on reducing the community's GHG emissions, and how these changes can also increase resilience.

TIMELINE:
Staff will present the draft and final plans to the City Council for specific input and final adoption by Spring of 2025.

CURRENT YEAR BUDGET IMPACTS:
The approved fiscal year (FY) 2024-2025 Wilsonville budget includes $70,000 in general funds as part of Project #3007 - Climate Action Plan. A supplemental budget adjustment will be needed to add unspent general funds from FY 2023-2024 to the project, which include $35,000 from Project #3007.

COMMUNITY INVOLVEMENT PROCESS:
Community involvement and public outreach will be a key component of the project. Staff welcomes input from the Council on public engagement activities for the CAP process. Currently, staff and the consultant are developing the public engagement methods, which will employ "Let's Talk, Wilsonville!" and activities, such as a community survey and public open house.

POTENTIAL IMPACTS OR BENEFIT TO THE COMMUNITY:
Climate change has the potential to affect the lives and livelihoods of every resident. Developing a Wilsonville Climate Action Plan will provide the opportunity to explore options for reducing greenhouse gas emissions and identifying actions that address climate change.

ALTERNATIVES:
The City Council could decide to rely on existing policies, programs, and outreach to meet the City Council goal.

CITY MANAGER COMMENT:
N/A

ATTACHMENT:
A. SSG scope of work and schedule

2 | Project Understanding

The City of Wilsonville, located in western Clackamas County (and partially in Washington County), is a suburb of Portland which offers residents a rural atmosphere and the conveniences of the big city. Formerly a farming community, the city's economy contains a mix of tech uses and manufacturing, with some agricultural land remaining. The impacts of climate change are becoming more evident in Wilsonville as wildfires, extreme heat, and heavy rainfall hit the city with increasing frequency and severity. To address the causes of these effects, the City has led several sustainability initiatives including participating in Portland Gas & Electric's Green Future Enterprise and Green Future Impact Programs for renewable energy sources; converting street lights to LED; participation in the Bee City program; and working with the transit authority to deploy electric buses and eliminate transit fares within the city.

Now, the City is looking to develop a Climate Action Plan (CAP) which will focus on how best to reduce the community's GHG emissions, and how these changes can also increase resilience. The planning process will begin by developing an inventory of existing community emissions, followed by an identification of actions that will quickly and significantly reduce emissions. The plan will build on existing work completed by the City, Clackamas County, and the State, such as Wilsonville's Comprehensive Plan, Bike and Pedestrian Master Plan, and the Urban Forest Management Plan, Clackamas County's CAP and GHG inventory (developed by SSG), the South Metro Area Regional Transit (SMART) Transit Master Plan; and statewide mandates such as Oregon's Clean Energy Targets, which requires energy suppliers such as Portland General Electric to reduce emissions.

Work on the CAP will include: identifying goals and outcomes; developing a community-wide GHG inventory; forecasting emissions; outlining focus areas and strategies for mitigation; and planning and facilitating equitable engagement with the City and the public.

3 | Approach and Methodology

Technical Approach

SSG will deploy Scena, our unique systems dynamics model, to study the City's complex urban energy system and pathways to decarbonize these systems. Developed in-house, Scena tracks how and where electricity and fuels are consumed in Wilsonville, and how emissions are produced. The model is transparent, integrated, multi-fuel, multi-sector, and was built specifically for analyzing spatially-disaggregated energy systems, GHG emissions reductions, and co-benefits. **Our team will build on our existing model of Clackamas County, and update and refine this for the Wilsonville context.** This allows us to move quickly and efficiently, and ensures consistency with the County's plan.

Using data on energy supply, energy use, energy sources, and long-term trends, Scena can track and project energy sources, transitions, distribution, and end-use, as well as GHG emissions, over time and space. **Scena is GIS-based, providing visualizations that illustrate how energy use and emissions vary across sectors and neighborhoods.** The model considers conventional and renewable energy sources, ranging from gasoline, to wind, to ambient energy. Our modelers have been continuously developing, updating, and improving Scena since its 2015 launch at COP21 in Paris, ensuring we deliver the highest quality analysis. Our model and approach sets us apart from others in the following ways:

1. **A Systems Approach:** Scena is an integrated systems dynamics energy and emissions model. It simulates multiple dimensions of energy systems over time, incorporating projected population growth, the impact of planned and new policies, and feedback between sectors in space, with resolution for each priority zone in the study area. This level of detail enables us to develop investment-ready climate action strategies.

2. **Spatial Analysis:** The spatial analysis intrinsic to the modeling will enable the City of Wilsonville to explore future dynamics of transportation and land-use in a zone system that aligns with transportation planning, future growth projections, and infrastructure planning.

Figure 2. Examples of the visual outputs possible through our modeling platform.
Please see original SSG proposal dated May 3, 2024 for this image

3. **Integrated:** Most models are sector-specific and forecast how emissions can be mitigated within individual

sectors, industries, or buildings. However, GHG emissions impacts are integrated among sectors, so we designed Scena to **capture feedback among policies in different sectors**. This allows us to help cities to identify the optimal approach to mitigating emissions.

Figure 3. Household energy expenses in the City of Toronto in the Low-Carbon Scenario vs. in the Reference Scenario.
Please see original SSG proposal dated May 3, 2024 for this image

Planning for Decarbonization

Our approach is to develop a calibrated model of the built environment in the current context, spatially representing homes, buildings and infrastructure, energy-using equipment within buildings, transportation behavior, waste generation, and water and wastewater treatment. The calibration step involves ensuring that observed energy consumption data (reported from utilities) aligns with modeled data. We then develop or use existing population and employment projections to place people in space over time, adding homes and workplaces and associated infrastructure where required—this forms the **Business as Usual (BAU) scenario**. These additional people stimulate additional vehicular, walking, transit and cycling trips. The model calculates annual VMT, energy, and GHG emissions for each zone of the City. Planned and funded policies and programs are then evaluated in a **Business as Planned (BAP) Scenario**. The engagement activities can include reviewing the results from the BAU and BAP and suggesting actions to reduce energy use and GHG emissions which can be included in the technical of a **Low-Carbon Scenario**.

Figure 4: Reference Scenario and Low-Carbon Scenario for a community.
Please see original SSG proposal dated May 3, 2024 for this image

Climate Action Analysis

SSG will create a proposed list of recommended climate mitigation measures based on the work completed for Clackamas and Tigard, and any contextual changes (e.g. legislation, executive orders) that have occurred since those Plans were completed. Priority measures will be identified that reflect strategic opportunities, needs, relevant objectives, and insights from engagement. The emission reduction potential for each climate change mitigation measure will be analyzed in detail using the model, which will determine the impact on each underlying emission source.

Figure 5. Examples of the intersection of adaptation and mitigation actions
Please see original SSG proposal dated May 3, 2024 for this image

Engagement

We believe engagement is best thought of as shared decision-making, and our approach weaves together technical and engagement streams to form a detailed and inclusive CAP. Our in-house engagement team uses the globally recognized framework developed by the International Association for Public Participation's (IAP2). We are skilled in community education and translating complex ideas into plain language for a broad audience.

Our team has extensive experience managing and coordinating diverse stakeholder groups, and convening multi-departmental and multi-sector teams. We will organize meeting agendas based on the interests and expertise of participants. In all our projects, we work collaboratively alongside the client and staff through existing structures such as boards and Councils.

Collectively, our team has decades of experience in planning, designing, and delivering a variety of engagement techniques, including open houses, surveys, workshops, and communications and outreach planning. Our team also has extensive experience deploying a variety of digital platforms including Let's Talk, Zoom, Miro (a collaborative, online whiteboard), MetroQuest, Ethelo, a variety of videoconference platforms, various online survey platforms, and websites. These methods can be used to engage the public and community groups along the IAP2 Spectrum (Figure 6) and are often effective at reaching individuals and communities traditionally left out of planning processes. Some tools and platforms may come with additional costs.

Figure 6. The IAP2 spectrum of participation.
Please see original SSG proposal dated May 3, 2024 for this image

Work Plan

Our work plan addresses all the details of the RFP and adds details and considerations based on our extensive experience in preparing similar plans in Oregon and beyond. Refer to the attached schedule for a breakdown of the proposed project timeline. This schedule relies on quick turnarounds from the City, including 1 week to review and provide consolidated feedback on key deliverables.

Phase 1: Visioning and Set-up

1.01 Project Kick-off Meeting: SSG will prepare an agenda and meet with City staff to review project details, invoice schedules, contacts, communications protocol. We will also confirm the work plan, deliverables, project objectives, and budget. The meeting will be celebratory, kicking off the project with energy and generating momentum. Working relationships between consulting staff and City staff will be established and the project work will begin.

1.02 Regular Check-in Meetings: SSG will prepare an agenda for bi-weekly (every two weeks) project meetings with senior staff in the City. Following the meetings, SSG will summarize the meeting minutes and next steps.

Phase 2: Engagement

2.01 Engagement Schedule and Planning: SSG will host a meeting between SSG's engagement staff and Wilsonville's project team. The teams will work together to review and make any minor adjustments to the engagement activities proposed in this section. SSG will then document the intent, objectives, locations, dates and participants for each in a simple table, which will be shared with the Wilsonville team.

2.02 Communications Materials: SSG will provide communications content to the City for use in the Boones Ferry Messenger, the City's social media, and the municipal website. This will include up to four graphics for use on the various platforms. These materials will be provided in a standard graphics format that will allow them to also be used on posters or handouts at public events, etc.

2.03 Engagement with Existing Boards: We will host two virtual sessions with the City's existing boards such as City Council and the Planning Commission. Sessions will introduce the CAP process and collect input on local priorities and concerns, as well as potential climate actions.

2.04 Engagement with Staff: SSG will host up to three virtual sessions that will focus on educating staff about climate action, and integrating this work and the climate impacts of their decisions into their city roles. It will provide feedback opportunities using tools such as Mentimeter, and will use light facilitation.

2.05 Community Survey: City staff on the project will create a questionnaire for local residents (potentially re-using the questions from the Clackamas County Climate Action Plan) to gather a sense of their current levels of support for Wilsonville to take action on climate change. SSG can conduct a high-level review of the survey to ensure the accuracy of the content and to provide communications-related feedback. The survey can be published using the 'Let's Talk Wilsonville' platform and advertised using City tools. The City can use this information to provide evidence of support in the community, and can share analysis of the results with SSG for integration into the Climate Action Plan.

2.06 Public Event: SSG will facilitate one public event. This could either be five telephone or Zoom interviews with members of the public, or a 'Town Hall' meeting focused on increasing awareness among the public about the Climate Action Plan's development. The Town Hall meeting would provide basic opportunities for feedback. Each approach has benefits: The five interviews would provide good content to integrate into the final Climate Action Plan; whereas the Town Hall meeting would be a more effective way to raise awareness in the community..

2.07 Engagement Summary: SSG will summarize the results of the engagement activities, the input received, and how it will be used in the CAP. This will be provided in a brief report to the City and can be included as an appendix to the CAP if required.

Phase 3: Technical Analysis

3.01 Context Review: We will review up to four existing strategic documents identified by Wilsonville to understand the City's planning strategy and existing work on climate change such as Wilsonville's Comprehensive Plan, Bicycle and Pedestrian Master Plan, and the Urban Forest Management Plan. The team will request the City's guidance on identifying the most important four documents. The team will also draw on its knowledge of the State and Counties' Executive Orders, legislation and climate plans.The results of this review will be shared as a brief presentation or slidedeck for feedback.

3.02 Data Request & GHG Inventory: A major benefit to working with SSG on this project is that we can use our previously-completed Clackamas GHG inventory to develop a community-wide emissions inventory for Wilsonville. Using Clackamas' inventory as a starting point, SSG will extract and update Wilsonville's data as required based on population growth. SSG will work with Wilsonville staff to create estimates for areas of the City that are in Washington County, as they will not be included in the Clackamas County data. Additional sectors or individual industrial facilities will be considered for addition if the required data is readily available in a usable format from Wilsonville staff. The inventory will include the City's corporate emissions, but they will be combined with the community's emissions within each sector (buildings, transportation, etc.). The work will not include a separate corporate GHG emissions inventory.

3.02 Model Calibration: SSG will review the Clackamas modeling in light of any significant changes that have occurred legislatively or demographically since that modeling was completed. Based on the results of this review, SSG will either use the existing calibrated Clackamas data, extracting the zones that constitute Wilsonville and estimating for the zones in Washington County, or SSG will redo the calibration with adjustments as required to provide an accurate baseline year of Wilsonville's energy use and emissions. The calibration differs from a GHG inventory in that it identifies the activities producing GHG emissions by sector (e.g. vehicular trips, number of buildings, building energy performance, livestock, etc.). This allows us to target emission reduction measures to specific activities.

3.03 BAU & BAP Reference Scenarios:. A Business-As-Usual (BAU) Scenario of community emissions will eflect the GHG emissions impacts of **current** population projections, land-use policies, transportation trends, state and federal policies, building codes, fuel efficiency standards, etc. The BAU Scenario forecast will provide Wilsonville with the annual energy consumption and emissions out to 2050 by traffic zones and neighborhoods across the city. This can be used to show the spatial impact of current practices on specific areas (and populations) and sectors within the city. A Business-As-Planned (BAP) scenario will also be provided. It will reflect the additional impact (i.e. on energy use and emissions) of key, **approved** county, state and federal policies and programs.

To provide this information, SSG will review the Clackamas modeling in light of any significant changes that have occurred legislatively or demographically since that modeling was completed. Based on the results of this review, SSG will either use the existing calibrated Clackamas BAU and BAP modeling results, extracting the zones that constitute Wilsonville and estimating for the additional zones located in Washington County, or SSG will redo the BAU and BAP scenarios with the adjustments required to provide projections of Wilsonville's energy use and emissions that reflect the most recent regulations and context.

3.04 List of Strategies & Actions: Working with City staff, we will compile a list of 'low carbon' actions and policy options for consideration. The list will draw from the work done for Clackamas and Tigard, and reflect the contextual changes that have occurred since those Plans were completed. SSG will meet with Wilsonville staff to go through the actions, and refine them together. At this point, City staff will be able to identify neighborhoods most requiring improvements, or with higher concentrations of low-income and disadvantaged populations in greater need of services. The team will help Wilsonville staff lay out the selected actions to benefit these neighborhoods first, or to a greater degree, and this will be integrated into the final low carbon actions that are selected. Emission reduction actions will be expressed as quantifiable assumptions for input into the model.

3.05 Draft Low-Carbon Scenario: The GHG emission reduction measures selected in Task 3.05 will be modeled for their energy and emissions impacts between the baseline and target years. The scenarios will include year-over-year energy and emissions projections under implementation of the emission reduction measures. The results will demonstrate how carrying out the actions in a particular order will ensure that the changes made achieve the greatest energy conservation, emissions reduction, and resilience-enhancing benefits for the entire community, and how those benefits can be brought first to neighborhoods most requiring improvements.

3.06 Final Low-Carbon (Best Fit) Scenario: Based on our analysis of the modeling and input from Wilsonville staff, we will accommodate up to 20 hours of additional work to adjust and finalize the Low-Carbon Scenario. The final scenario will outline how the City can achieve its emission reduction targets in relation to existing policies, regulations, plans, and investments, and will provide a viable, sector-by-sector action pathway for reducing community emissions.

Phase 4: Final Plan

4.01 Draft Climate Action Plan: The draft CAP will include descriptions of the local context, existing conditions, targets, and legislation that will constrain or stimulate climate action in Wilsonville. It will also identify key expected impacts of climate change to local conditions in Wilsonville in coming decades. It will outline the community's projected energy use and emissions in the BAU, BAP and 'low carbon' scenarios, and will provide a clear pathway of the modeled actions, and the timeline on which they will need to be carried out to move Wilsonville towards a net-zero future. Graphics will be included that will clarify the impacts of different types of actions over time. The Plan will include a data, methods, and assumptions (DMA) appendix. The DMA will describe the scenario modeling approach, data used, and the assumptions applied for the inventory and analysis. This ensures an understanding of the modeling operation, and that the data, methods, and assumptions are transparent. A draft of the plan will be provided to Wilsonville staff for a single round of review. Wilsonville will consolidate the comments into a single document and share them with SSG.

4.02 Final Climate Action Plan: The draft CAP will include descriptions of the local context, existing conditions, targets, and legislation that will constrain or stimulate climate action in Wilsonville. It will also identify key expected impacts of

climate change to local conditions in Wilsonville in coming decades. It will outline the community's projected energy use and emissions in the BAU, BAP and 'low-carbon' scenario, and will provide a clear pathway of the modeled actions, and the timeline on which they will need to be carried out to move Wilsonville towards a net-zero future. Graphics will be included that will clarify the impacts of different types of actions over time.

4.03 Council Presentation of Final CAP: We will support staff with presenting the final CAP to Council. This can include providing images from the CAP and providing guidance and review of the presentation. We anticipate that this would be a formality for adoption, assuming the presentation of the draft Plan was favorably received. SSG will not travel to attend the Council presentation but can attend virtually if required.

4 | Schedule

The project schedule ensures all deliverables are completed within the timeline outlined in the RFP. This schedule relies on quick turnaround from the client in regard to edits and approvals. Note that the timing of tasks 2.03 to 2.06 will be finalized during the Engagement Schedule and Planning meeting between SSG and Wilsonville project staff.

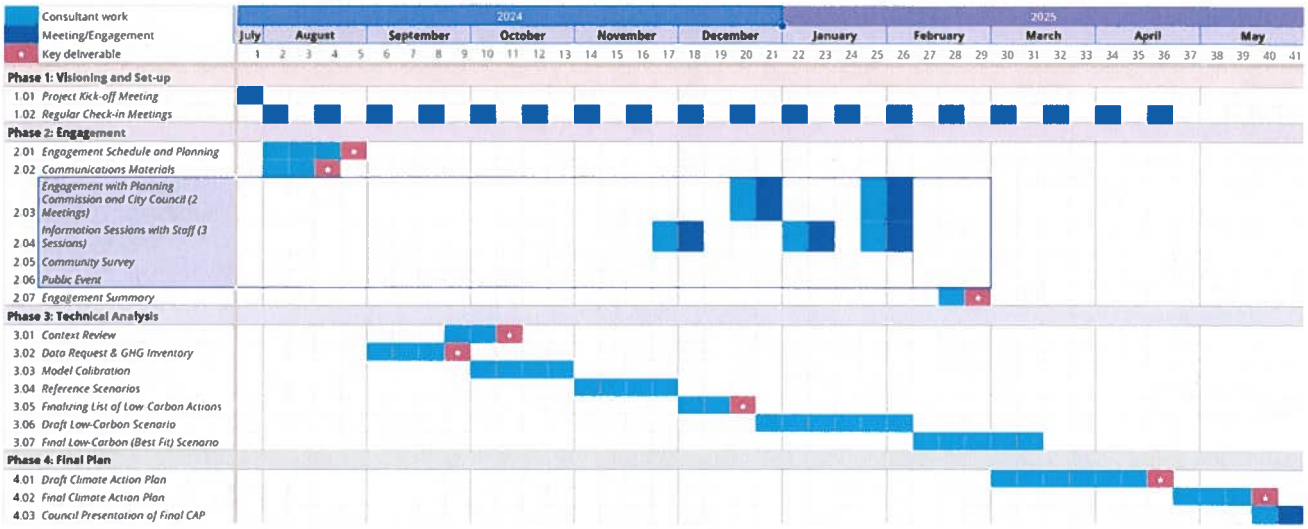

Climate Action Plan

City Council Work Session

October 7, 2024

Kerry Rappold
Natural Resources Manager

WILSONVILLE
OREGON

2023-2025 City Council Goals

- Develop a climate inventory and gap analysis of city practices and operations
- Conduct a community education campaign to build awareness of climate friendly practices

Addressing Climate Change

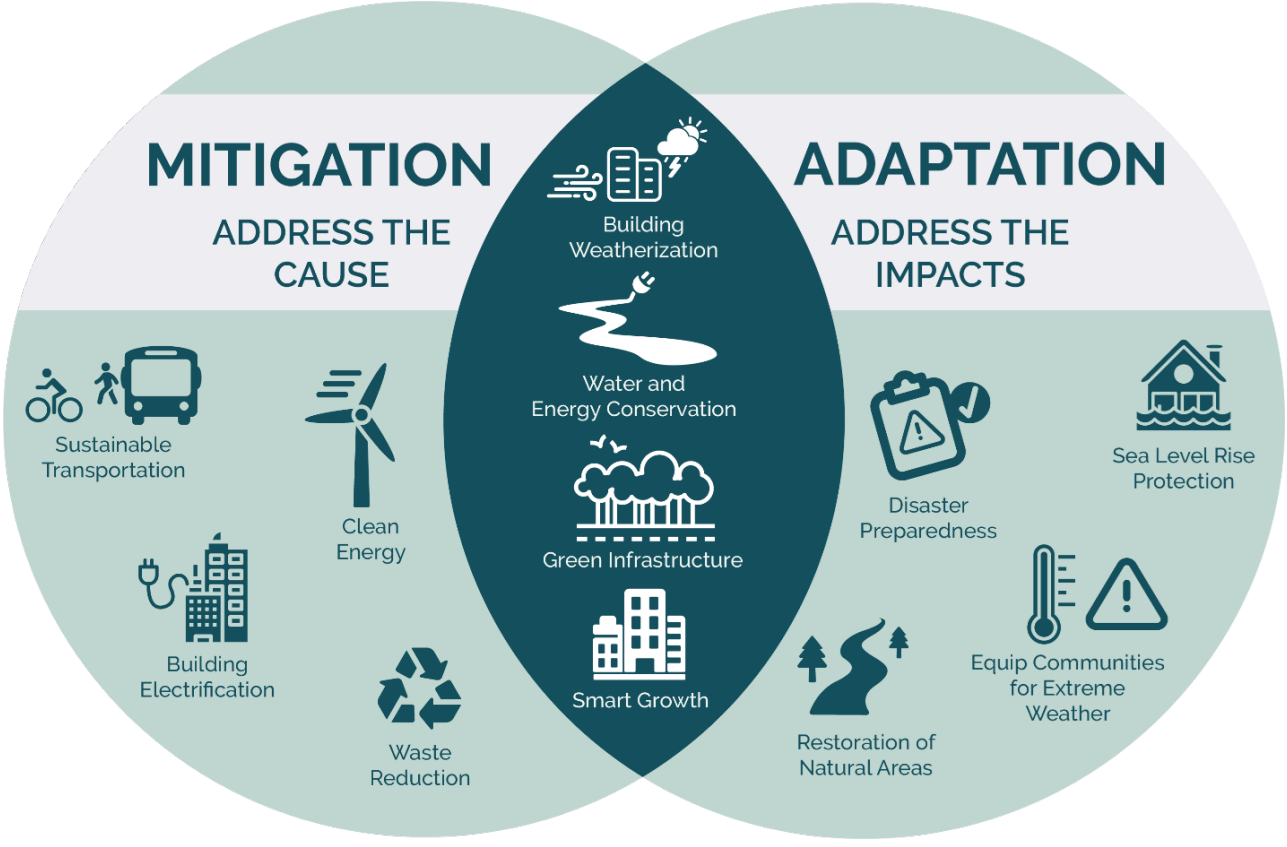

The Planning Paradigm

1. Avoid

Avoid activities that generate emissions or require energy.

2. Reduce

Reduce energy required by using less, and by avoiding wasted energy.

3. Replace

Switch to renewable energy sources.

4. Remove

Use natural systems or technology to sequester greenhouse gases.

5. Offset

Invest in emissions reductions initiatives to decrease their costs and address local emissions that cannot be eliminated for a lower cost.

Analysis

Context Review

- **Review of up to four key strategic documents to understand Wilsonville's city and climate planning.**
- **State legislation, and other climate plans.**

Selecting Actions

- **Potential low-carbon actions will be identified and refined for geographic rollout, equity improvement, and to optimize co-benefits for Wilsonville.**

Draft & Final Climate Action Plan

- **Draft Plan will be developed.**
- **Wilsonville staff will have one round of review and feedback.**
- **Final Plan will be developed and designed.**

Technical Modeling

Baseline Energy Use and Emissions | **Reference Scenarios** | **Low Carbon Scenario**

- **One calendar year of energy use and emissions within Wilsonville's city boundaries.**

GHG Inventory for Baseline Year

- **Projected energy use and emissions in a 'Business-as-Usual' and a 'Business-as-Planned' scenarios, out to 2050.**

Annual projections from 2024 to 2050 by fuel and sector.

- **Projected energy use and emissions in a 'Low Carbon' scenario, modeling out the selected Low Carbon actions.**

Impact of each action, and annual projections (2024 to 2050) by fuel and sector.

Public Engagement

Engagement Planning

- Engagement Schedule and Finalization.

Active Engagement

- Engagement with the Planning Commission and City Council.
- Engagement with City Staff.
- Community Survey
- Public Event

Final Report

- Engagement Summary in final report.

Schedule

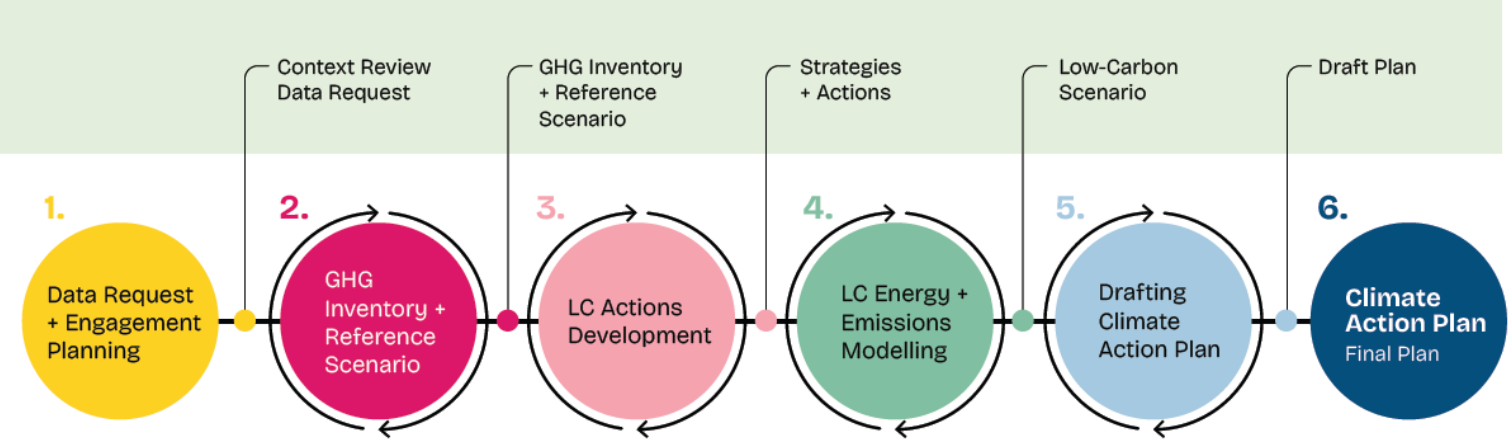

Summer 2024

- Engagement Planning

Fall 2024

- Community Survey
- Staff Steering Committee 1

Winter 2024/25

- Staff Steering Committee 2
- Council and Planning Commission Meeting 1
- Public Event

Spring 2025

- Staff Steering Committee 3
- Council and Planning Commission Meeting 2
- Engagement Summary

Questions



City Council Meeting Action Minutes
October 7, 2024

COUNCILORS PRESENT
Mayor Fitzgerald
Council President Akervall
Councilor Linville
Councilor Berry - Excused
Councilor Dunwell

STAFF PRESENT
Andrew Barrett, Capital Projects Eng. Manager
Amanda Guile-Hinman, City Attorney
Bryan Cosgrove, City Manager
Cindy Luxhoj, Associate Planner
Dan Pauly, Planning Manager
Kimberly Veliz, City Recorder
Jeanna Troha, Assistant City Manager
Jim Cartan, Environmental Specialist
Katherine Smith, Assistant Finance Director
Keith Katko, Assistant Finance Director
Kerry Rappold, Natural Resources Manager
Stephanie Davidson, Assistant City Attorney
Zach Weigel, City Engineer
Zoe Mombert, Assistant to the City Manager

AGENDA ITEM	ACTIONS
WORK SESSION	**START:** 5:01 p.m.
A. Boeckman Creek Sanitary Sewer Interceptor and Trail Project Update	Staff shared preliminary designs for the Boeckman Creek Interceptor and Trail Project. Informed by engagement with project neighbors, the project is to provide key sewer infrastructure to support future development in Frog Pond and yield a new trail segment that extends from Boeckman Road to Memorial Park.
B. Climate Action Plan	Staff provided an update on the development of Wilsonville's Climate Action Plan (CAP), which is a roadmap being developed in partnership with Clackamas County to identify actions and strategies aimed at achieving net-zero greenhouse gas (GHG) emissions to mitigate the effects of climate change.
C. Housing Our Future Conversation Guide	Staff discussed the Conversation Guide, a public-engagement tool to inform the Housing Our Future project. The guide enlists and empowers residents to host conversations with friends, family, and colleagues to discuss local housing needs and identify how the City can support those needs to help address Oregon's critical housing shortage.

REGULAR MEETING	
Mayor's Business A. Upcoming Meetings	Upcoming meetings were announced by the Mayor as well as the regional meetings she attended on behalf of the City.
Communications A. Boeckman Creek Primary Community Enhancement Program (CEP) Project Update	Staff reported on the progress of a Wilsonville-Metro Community Enhancement Program-funded project at Boeckman Creek Primary School to teach students the basics of watershed management.
Consent Agenda A. **Resolution No. 3166** A Resolution Of The City Of Wilsonville Authorizing The City Manager To Execute A Goods and Services Contract With Andersen Pacific Inc., For Replacement And Maintenance Of City Water Features B. **Resolution No. 3170** A Resolution Of The City Of Wilsonville Acting In Its Capacity As The Local Contract Review Board Authorizing The City Manager To Execute A Contract With Tyler Technologies For Converting To A Cloud Based Install Of The City's Enterprise Resource Planning (ERP) Software. C. **Resolution No. 3171** A Resolution Of The City Of Wilsonville Amending Resolution No. 1924 And Adopting A Street Naming Policy For Wilsonville Town Center. D. Minutes of the August 5, 2024 City Council Meeting.	The Consent Agenda was approved 4-0.
New Business A. None.	
Continuing Business A. None.	
Public Hearing A. **Resolution No. 3172** A Resolution Of The City Of Wilsonville Authorizing A Supplemental Budget Adjustment For Fiscal Year 2024-25.	After a public hearing was conducted, Resolution No. 3172 was approved 4-0.

B. **Ordinance No. 894** An Ordinance Of The City Of Wilsonville Declaring And Authorizing The Vacation Of Approximately 0.35 Acre (15,275 Square Feet) Of Public Right-Of-Way That Is No Longer Needed For Westward Extension of SW Bailey Street from Old Town Wilsonville To SW Kinsman Road In The Central Part Of The OrePac Property.	After a public hearing was conducted, Ordinance No. 894 was approved on first reading by a vote of 4-0.
C. **Ordinance No. 895** An Ordinance Of The City Of Wilsonville Approving A Zone Map Amendment From The City Of Wilsonville Future Development Agricultural-Holding (FDA-H) Zone To The Planned Development Industrial (PDI) Zone On Approximately 8.66 Acres At The OrePac Properties Located At 9655 SW 5th Street.	After a public hearing was conducted, Ordinance No. 895 was approved on first reading by a vote of 4-0.
City Manager's Business	The City Manager announced he would be attending the League of Oregon Cities (LOC) conference in Bend the following week.
Legal Business	The City Attorney reported the Land Use Board of Appeals (LUBA) determined the Home Depot proposed use of the former Fry's Electronics store would not be a continuation of a nonconforming use after the City had adopted new zoning codes for the Town Center
URBAN RENEWAL AGENCY	
URA Consent Agenda A. Minutes of the September 5, 2024, Urban Renewal Agency Meeting.	The URA Consent Agenda was approved 4-0.
New Business A. None.	
URA Public Hearing A. **URA Resolution No. 352** A Resolution Of The City Of Wilsonville Urban Renewal Agency Authorizing A Supplemental Budget Adjustment For Fiscal Year 2024-25.	After a public hearing was conducted, URA Resolution No. 352 was approved 4-0.
ADJOURN	8:58 p.m.

Planning Commission Record

Staff Advisory Committee Meetings

Wilsonville Climate Action Plan

Project Kick-off

July 30, 2024

SSG

WILSONVILLE OREGON

Agenda

1. Introductions and roles.
2. Project background.
3. Our approach.
4. Guidance.
5. Next Steps.

Welcome & Introductions

Please tell us:

- Your name,
- Your role,
- One of your favorite places, or a hidden gem, in Wilsonville.

About SSG



35+ members

22 years

100+ plans

6 countries

PROJECT BACKGROUND

Project Background

Please tell us a bit about why Wilsonville is creating a Climate Action Plan:

- What are Wilsonville's goals for this Plan?

- What are your goals for this Plan?

OUR APPROACH

Addressing Climate Change

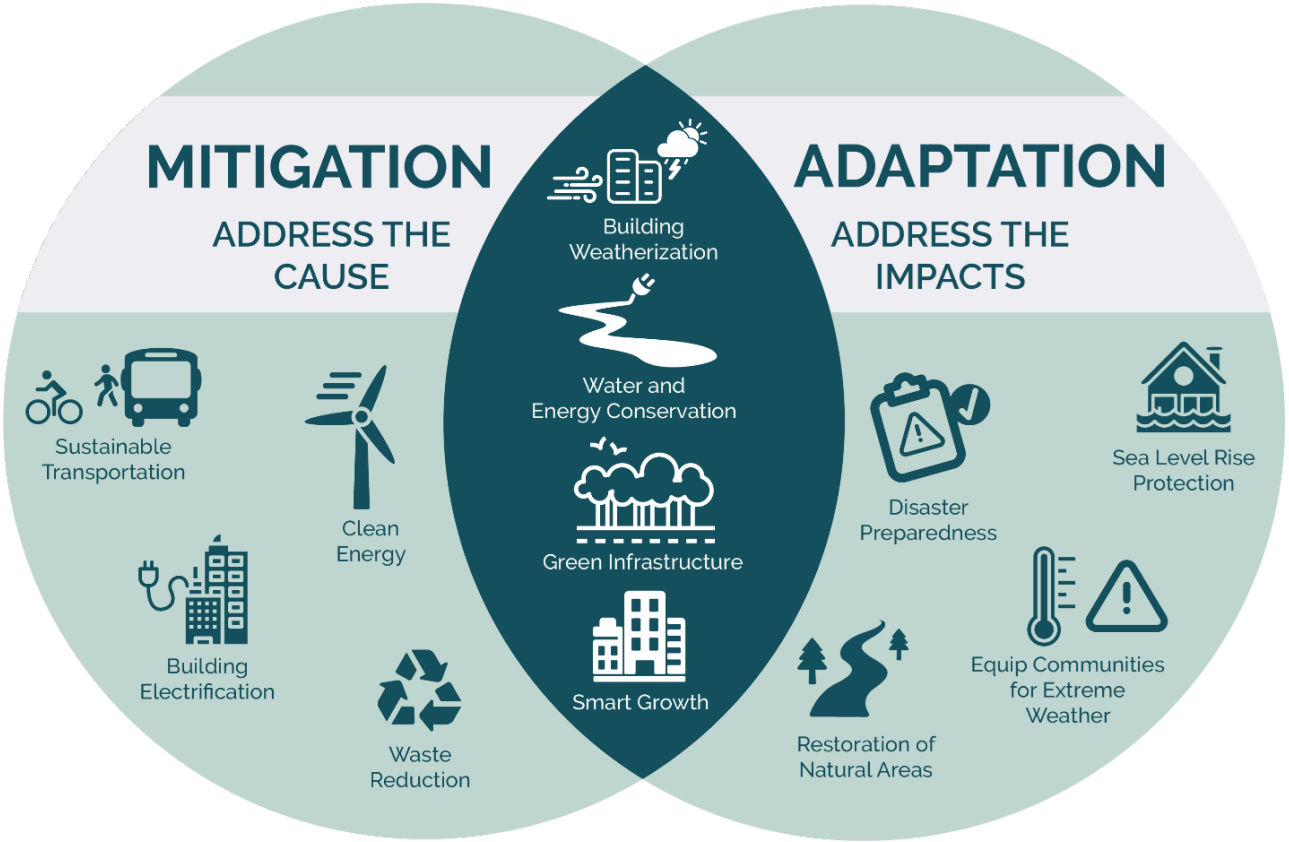

The Planning Paradigm

1. Avoid

Avoid activities that generate emissions or require energy.

2. Reduce

Reduce energy required by using less, and by avoiding wasted energy.

3. Replace

Switch to renewable energy sources.

4. Remove

Use natural systems or technology to sequester greenhouse gases.

5. Offset

Invest in emissions reductions initiatives to decrease their costs and address local emissions that cannot be eliminated for a lower cost.

Analysis

Context Review

- **Review of up to four key strategic documents to understand Wilsonville's city and climate planning.**
- **State legislation, and other climate plans.**

Selecting Actions

- **Potential low-carbon actions will be identified and refined for geographic rollout, equity improvement, and to optimize co-benefits for Wilsonville.**

Draft & Final Climate Action Plan

- **Draft Plan will be developed.**
- **Wilsonville staff will have one round of review and feedback.**
- **Final Plan will be developed and designed.**

Short Presentation ***Low-Carbon Actions*** ***Final Climate Action Plan***

Technical Modeling

Baseline Energy Use and Emissions | **Reference Scenarios** | **Low Carbon Scenario**

- **One calendar year of energy use and emissions within Wilsonville's city boundaries.**
- **Projected energy use and emissions in a 'Business-as-Usual' and a 'Business-as-Planned' scenarios, out to 2050.**
- **Projected energy use and emissions in a 'Low Carbon' scenario, modeling out the selected Low Carbon actions.**

GHG Inventory for Baseline Year

Annual projections from 2024 to 2050 by fuel and sector.

Impact of each action, and annual projections (2024 to 2050) by fuel and sector.

Engagement

Engagement Planning

- **Engagement Schedule and Finalization.**

Active Engagement

- **Engagement with the Planning Commission and City Council.**
- **Engagement with City Staff.**
- **Community Survey**
- **Public Event**

Final Report

- **Engagement Summary in final report.**

Schedule of Engagement

Community Engagement Materials

Engagement Summary

PROJECT PLAN OVERVIEW

Project Schedule

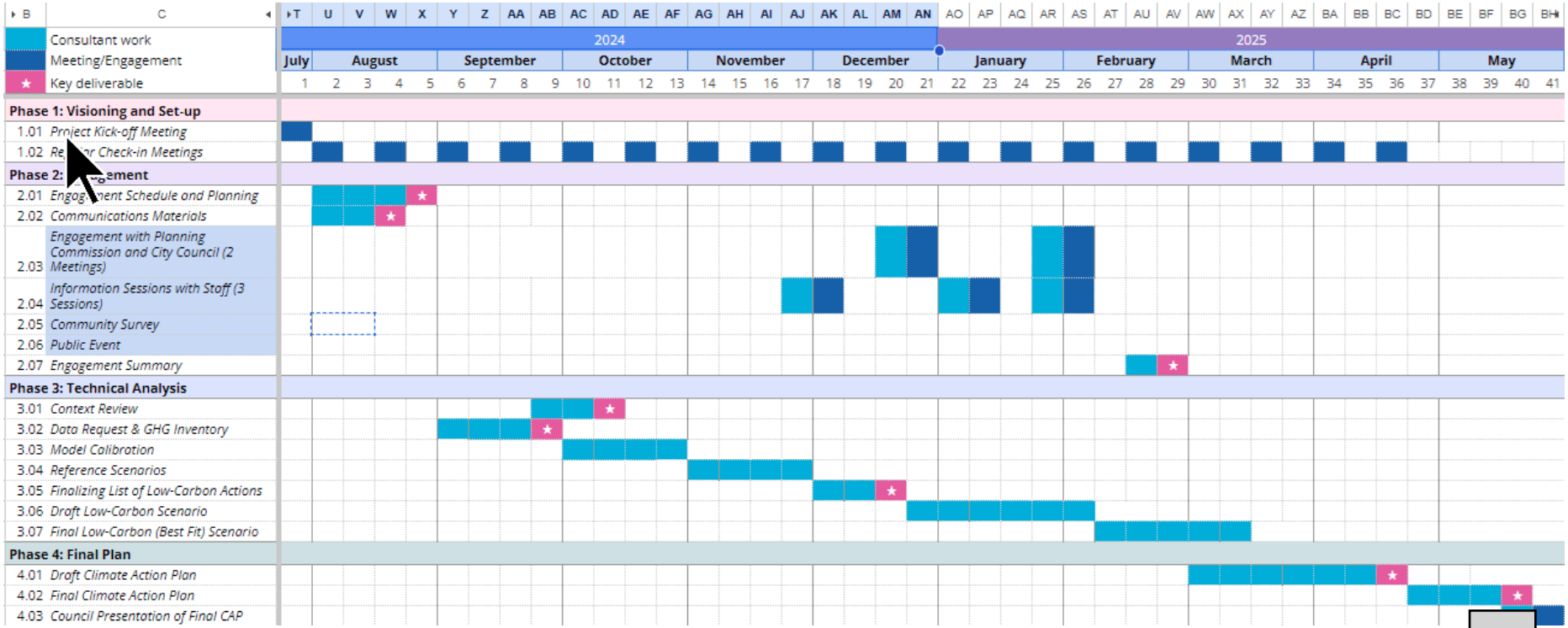

GUIDANCE

Guidance

Please tell us about Wilsonville's challenges and potential:

- What will the main challenges be, both during the project and afterwards, during implementation?

- What opportunities should we be aware of? What can we leverage as part of this Plan?

NEXT STEPS

Next Steps

- Set up Engagement Scheduling and Finalization Meeting *(Eleri, Hillary and who from Wilsonville)*
- Request for Context Review Documentation *(Hillary and Kerry)*
- Roles and contact information *(Maurya and Kerry)*
- Other?

FINAL COMMENTS?

Thank you!

Climate Action Plan Staff Information Session

November 18, 2024

Sustainability Solutions Group



Agenda

01 Climate Action Plan Overview

02 Greenhouse Gas Inventory

03 BAP Model

04 Low Carbon Ideas

About SSG

35+ member owners

20+ years in business

200+ Climate Action Projects

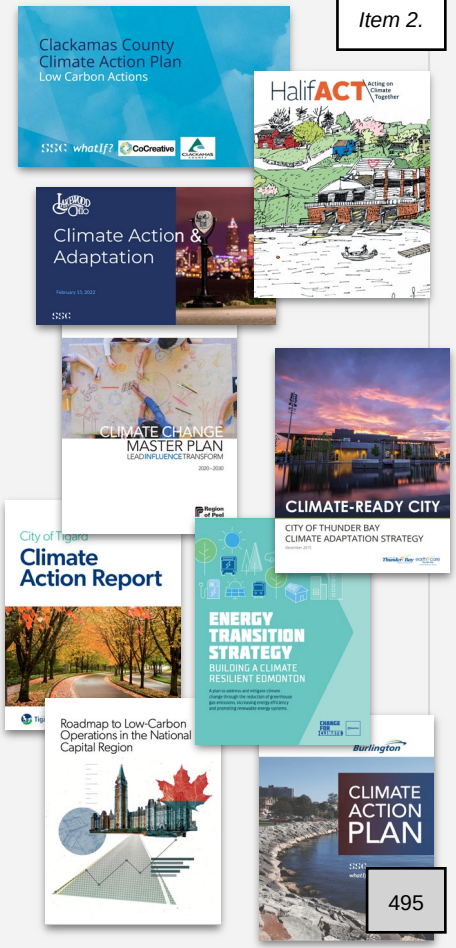

PART 1

Climate Action Plan Overview

Sustainability Solutions Group

What is a Climate Action Plan?

A data-driven policy and actions pathway to achieve an emissions reduction target.



What is included in a Climate Action Plan?

- Contextual information
- Energy & emissions models
- Engagement feedback
- Recommended policies & actions



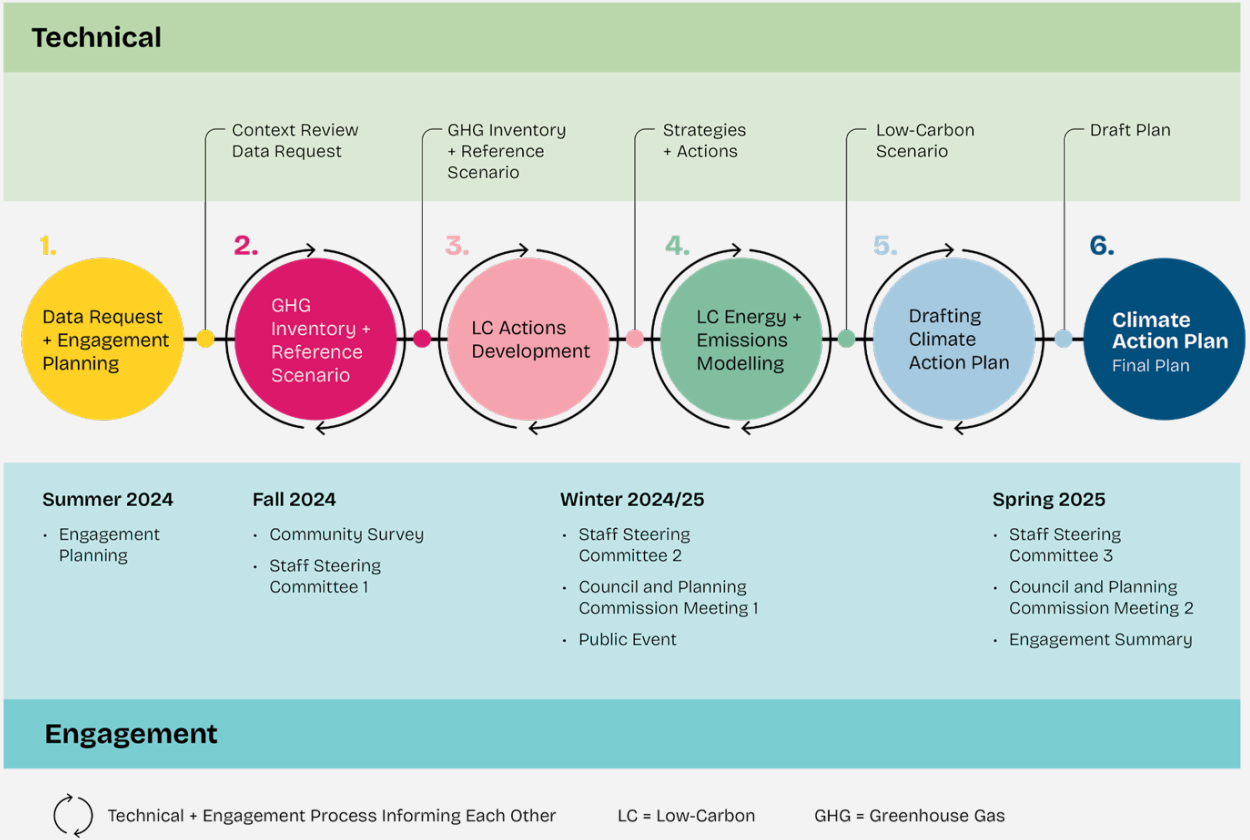
Technical
Context Review Data Request
GHG Inventory + Reference Scenario
Strategies + Actions
Low-Carbon Scenario
Draft Plan
1.
Data Request + Engagement Planning
2.
GHG Inventory + Reference Scenario
3.
LC Actions Development
4.
LC Energy + Emissions Modelling
5.
Drafting Climate Action Plan
6.
Climate Action Plan
Final Plan
Summer 2024
Engagement Planning
Fall 2024
Community Survey
Staff Steering Committee 1
Winter 2024/25
Staff Steering Committee 2
Council and Planning Commission Meeting 1
Public Event
Spring 2025
Staff Steering Committee 3
Council and Planning Commission Meeting 2
Engagement Summary
Engagement
Technical + Engagement Process Informing Each Other
LC = Low-Carbon
GHG = Greenhouse Gas

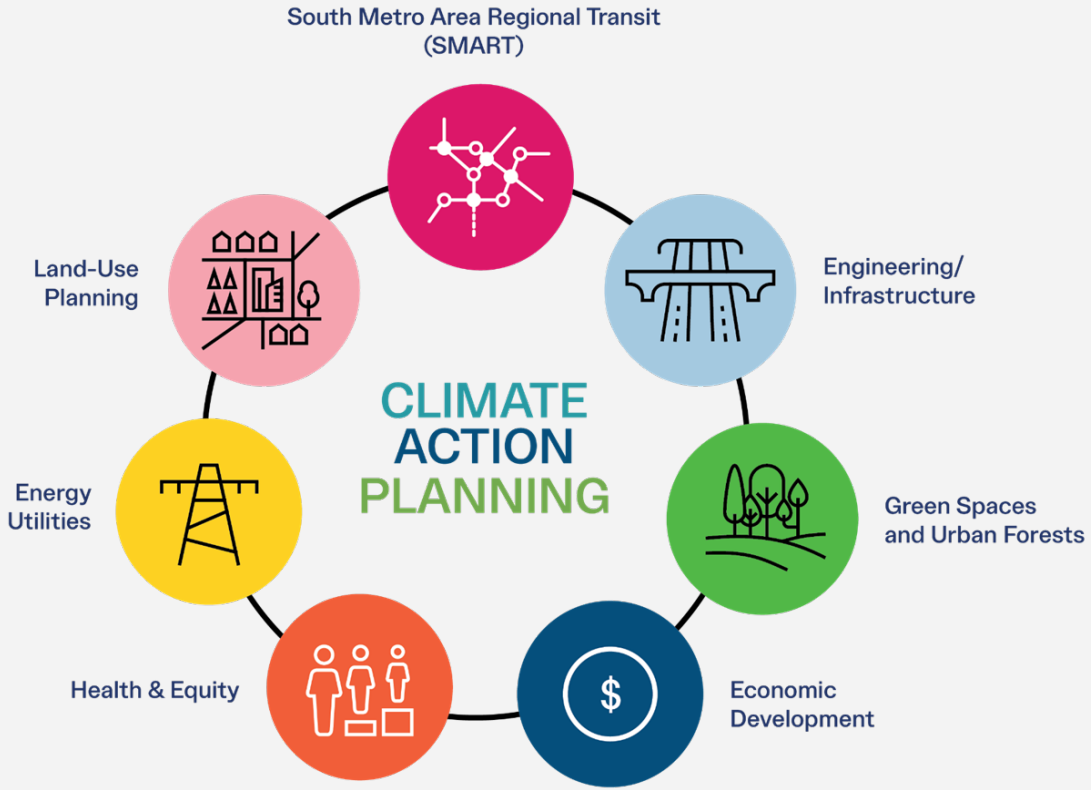
South Metro Area Regional Transit
(SMART)
Land-Use
Planning
Engineering/
Infrastructure
CLIMATE
ACTION
PLANNING
Energy
Utilities
Green Spaces
and Urban Forests
Health & Equity
$
Economic
Development

The CAP will build on Wilsonville's existing plans

SMART Climate Action Plan



Urban Forest Management Plan



Comprehensi Plan



Transportation System Plan



Bike & Pedestrian Master Plan



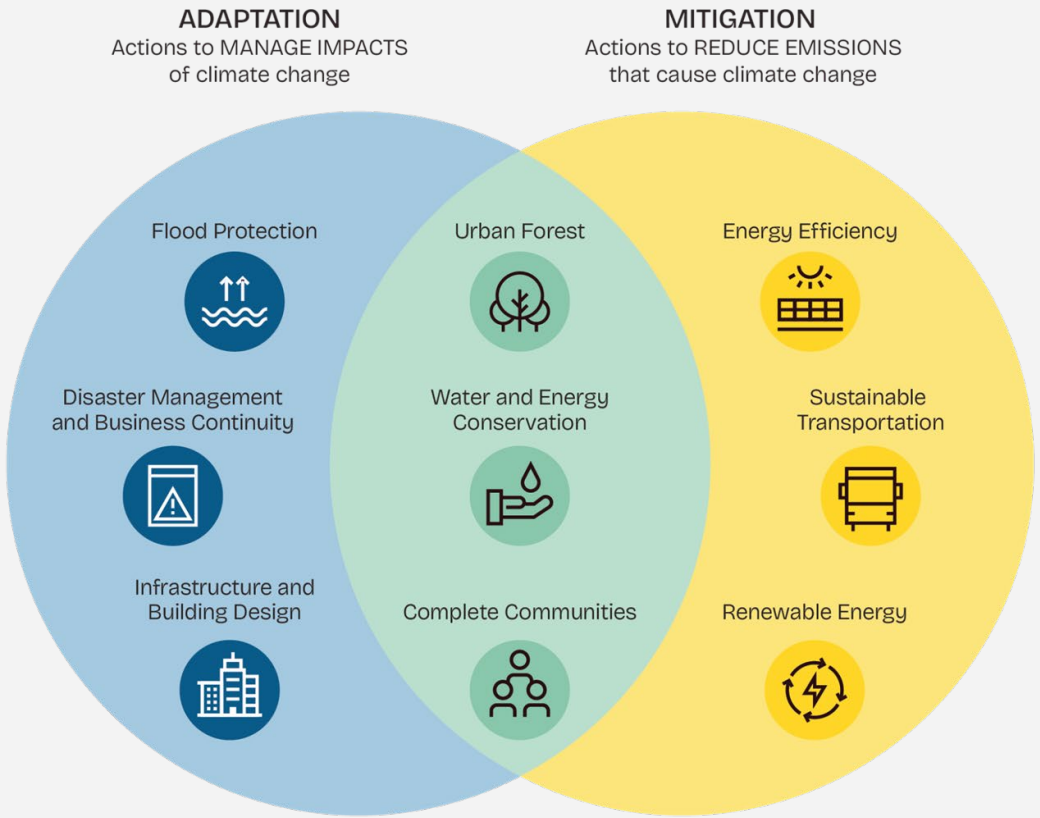
ADAPTATION
Actions to MANAGE IMPACTS of climate change
MITIGATION
Actions to REDUCE EMISSIONS that cause climate change
Flood Protection
Urban Forest
Energy Efficiency
Disaster Management and Business Continuity
Water and Energy Conservation
Sustainable Transportation
Infrastructure and Building Design
Complete Communities
Renewable Energy

The CAP will align with State targets

Executive Order 20 - 04 (2020)

Climate Action Roadmap to 2030 recommended updates (2023)

2030	**45%** reduction below 1990 levels
2035	**45%** reduction below 1990 levels
2040	**70%** reduction below 1990 levels
2050	**80%** reduction below 1990 levels by 2050 **95%** reduction below 1990 levels by 2050

Achieve and maintain net zero emissions by 2050 or as soon as practicable

Climate action is important to Wilsonville residents

Question: How important is the issue of climate change to you personally?

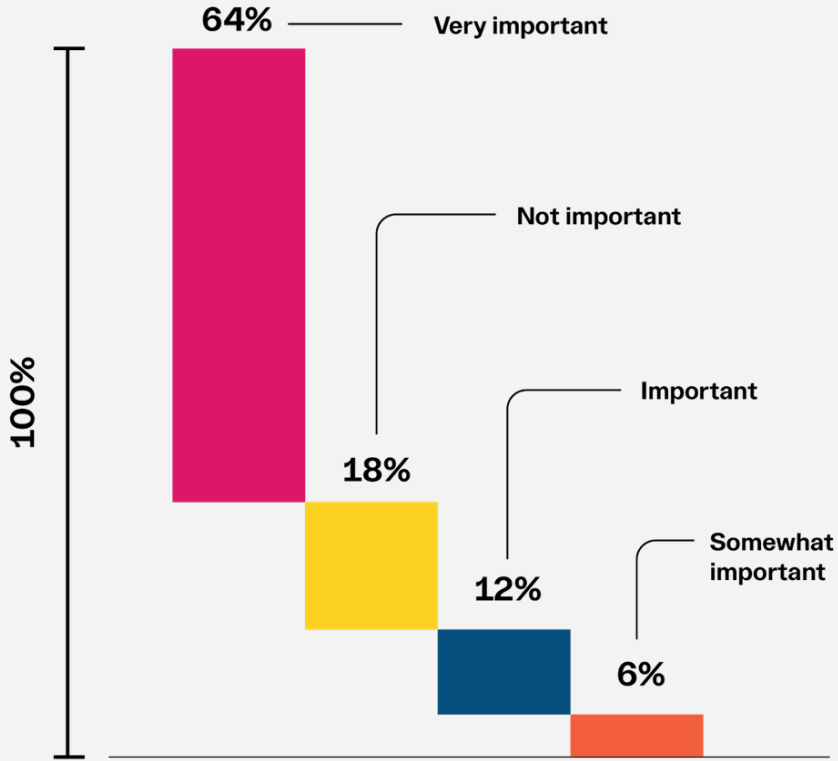

Questions?

PART 2

Greenhouse Gas Inventory

Sustainability Solutions Group

Wilsonville's 2021 Inventory

Energy Use

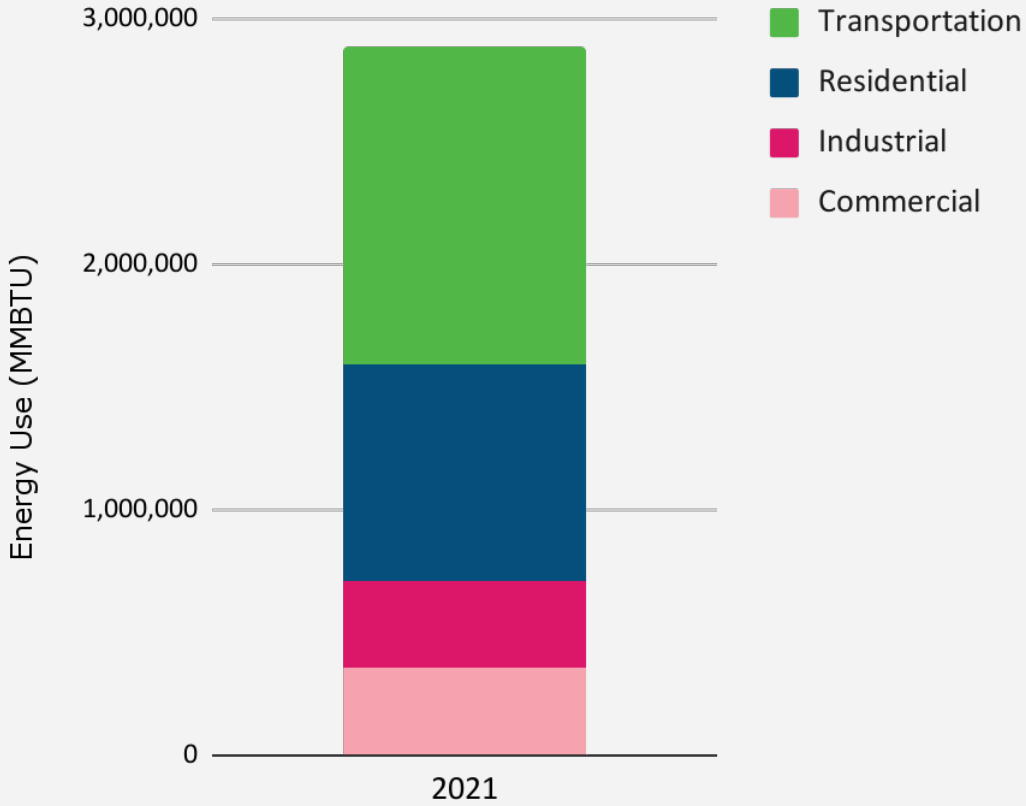

Wilsonville's 2021 Inventory

Greenhouse Gas Emissions

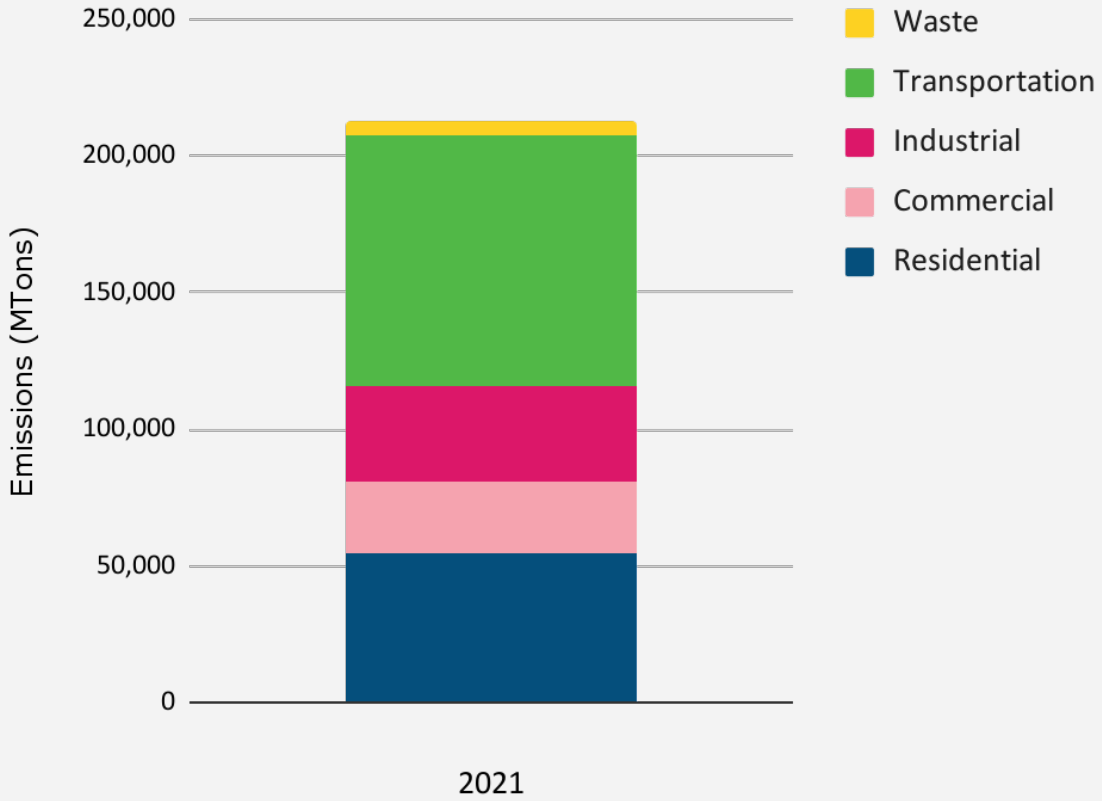

Questions?

PART 3

BAP Results

Sustainability Solutions Group

Modelling Overview

BAP

Business as Planned Scenario

Existing climate policies implemented

LC

Low Carbon Scenario

Existing policies and CAP policies implemented

Modelling Overview

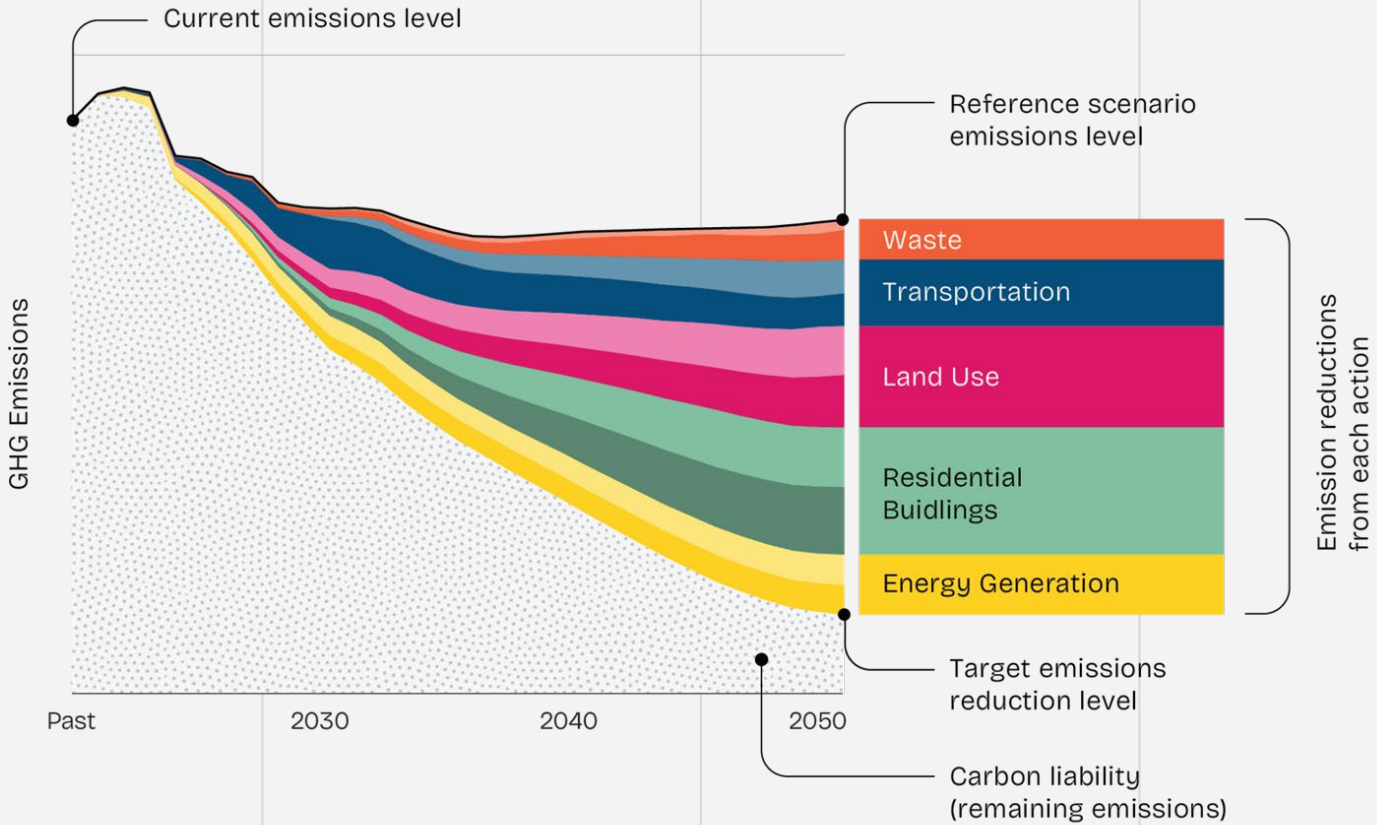

Stable Assumptions Across BAP & LC Scenarios

Stable BAP & LC Assumptions

Population

Increase by 14% between 2019 and 2039



Employment

Increase from ~21,000 jobs in 2015 to ~27,000 jobs in 2040



Buildings

Demand for ~2,500 new homes between 2019 and 2039



Climate

Decrease in Heating Degree Days, increase in Cooling Degree Days

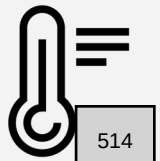

BAP Assumptions

Energy



Buildings



Transportation



Other

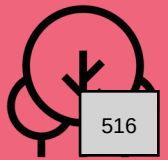

BAP Assumptions

Grid Emission Reductions

80% by 2030, 90% by 2035, 100% by 2040



Renewable Energy Procurement

EPA's Green Power Communities Program



New Buildings

Continuous Building Code Improvements



Existing Buildings

1.5% of building stock weatherized annually



BAP Assumptions

Light -Duty Vehicles

All new vehicles are ZEVs by 2035



Medium & Heavy Duty Vehicles

Increasing % of new vehicles are ZEVs beginning in 2025



Fuel Standards

Carbon intensity of gas & diesel decreases by 20% by 2030, 37% by 2035



Transit Buses

All buses replaced with electric or CNG buses by 2028

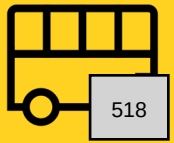

BAP Assumptions

Mode Shift

Walking, cycling & transit modes increase



Tree Canopy

Increase canopy by 6% by 2046 by planting 27,000 new trees



Wilsonville's Business as Planned Scenario

Energy Use

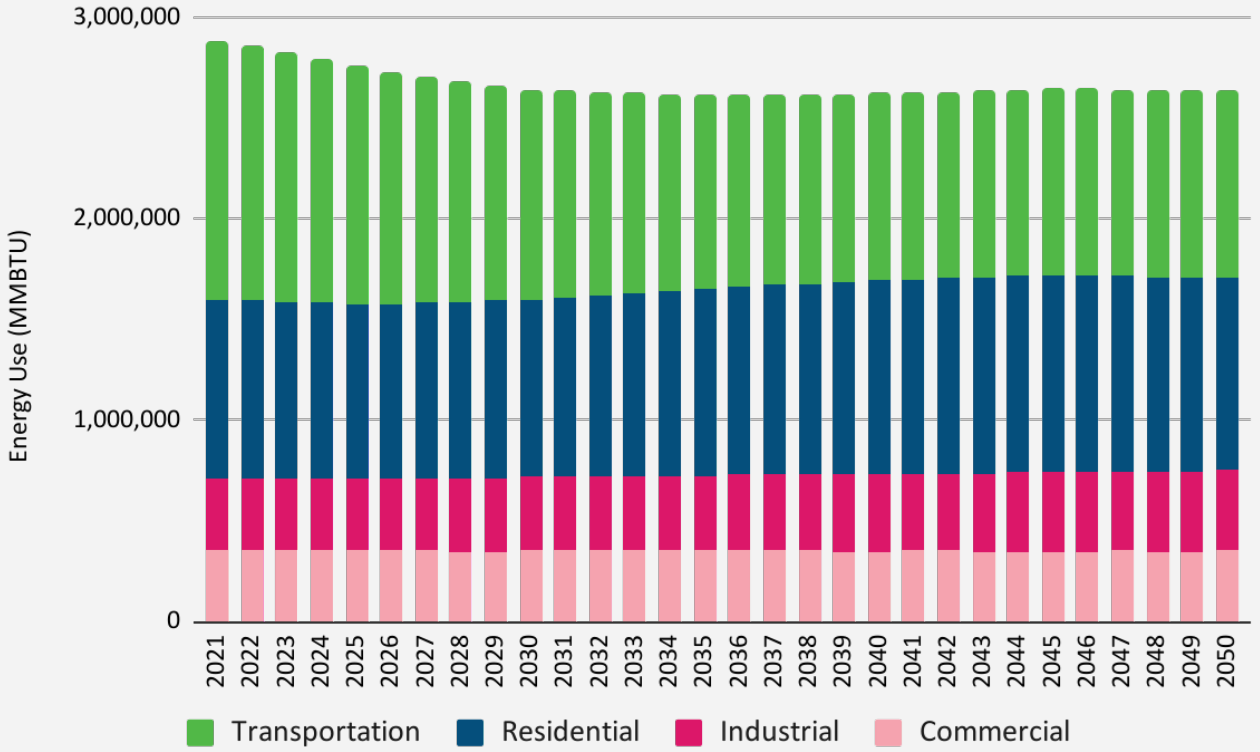

Wilsonville's Business as Planned Scenario

Greenhouse Gas Emissions

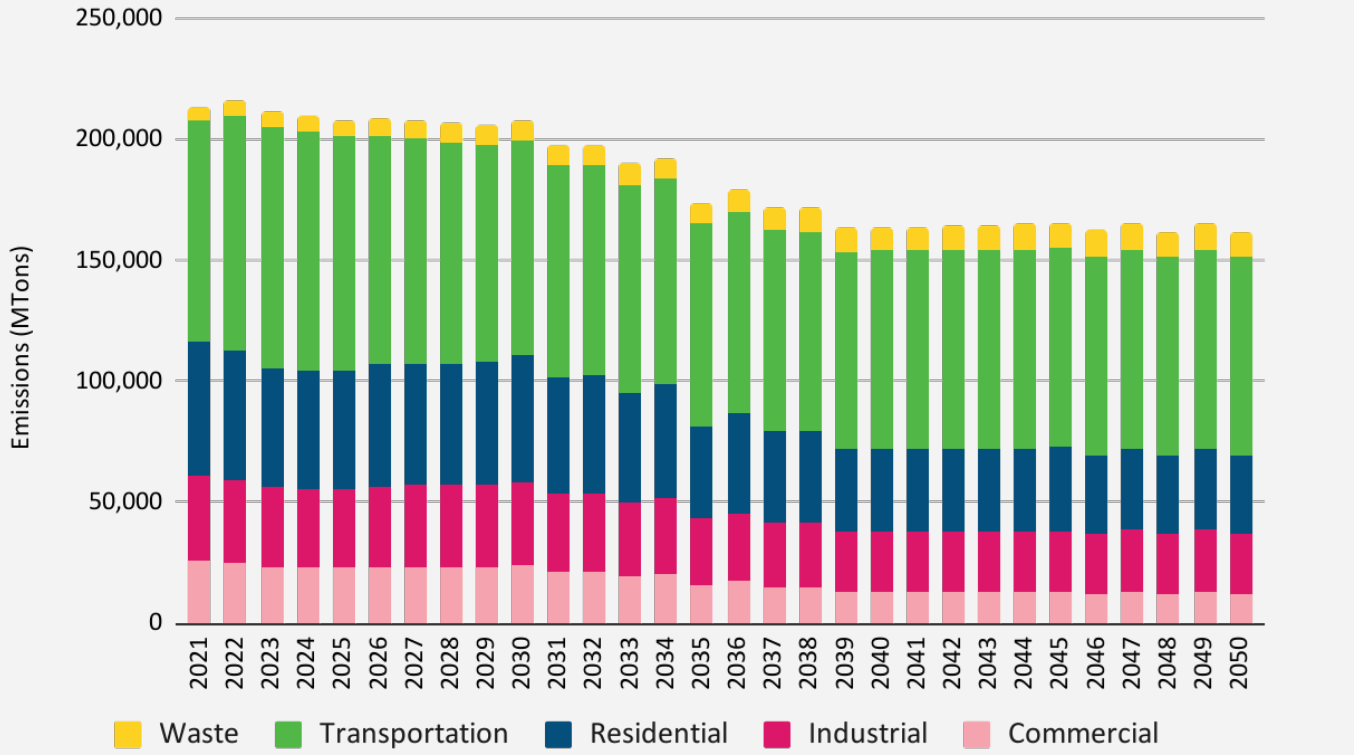

Questions?

PART 4

Low Carbon Ideas

Sustainability Solutions Group

Infrastructure

Departments: Engineering, Buildings, Public Works, Finance



Planning & Transportation

Departments: Planning, SMART



Natural Systems & Environment

Departments: Natural Resources, Parks and Recreation



Continue to Procure Renewable Energy



Encourage Solar PV Installations



Encourage Renewable Natural Gas



Continue to Update Building Codes



Retrofit Municipal Buildings



Construct Net-Zero Municipal Buildings



Encourage Residential & Commercial Building Retrofits



Encourage industry to enhance their energy efficiency

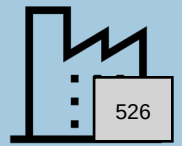

Install Electric Vehicle Chargers



Invest in Electric Fleet Vehicles



Increase Active Transportation Infrastructure



Enhance Transit Service

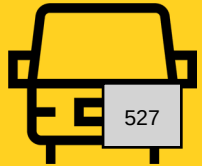

Continue to Promote the SMART Options Commuter Program



Encourage Remote Work



Encourage More Density and Mixed-Use Developments



Continue to Invest in Parks and Urban Forests



Encourage Residents and Developers to Plant Trees



Reduce Waste Sent to Landfill

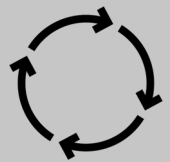

Activity

Next Steps

01 Council & Planning Commission Meetings

02 Public Engagement

03 Low Carbon Actions & Modelling

Questions?

Thank you!

Sustainability
Solutions Group

Extra Slides

Climate Action Plan Staff Information Session

March 24, 2025

Sustainability Solutions Group



Agenda

01 Project Updates

02 GHG Modelling

03 Draft Implementation Measures

PART 1

Project Updates

Sustainability Solutions Group

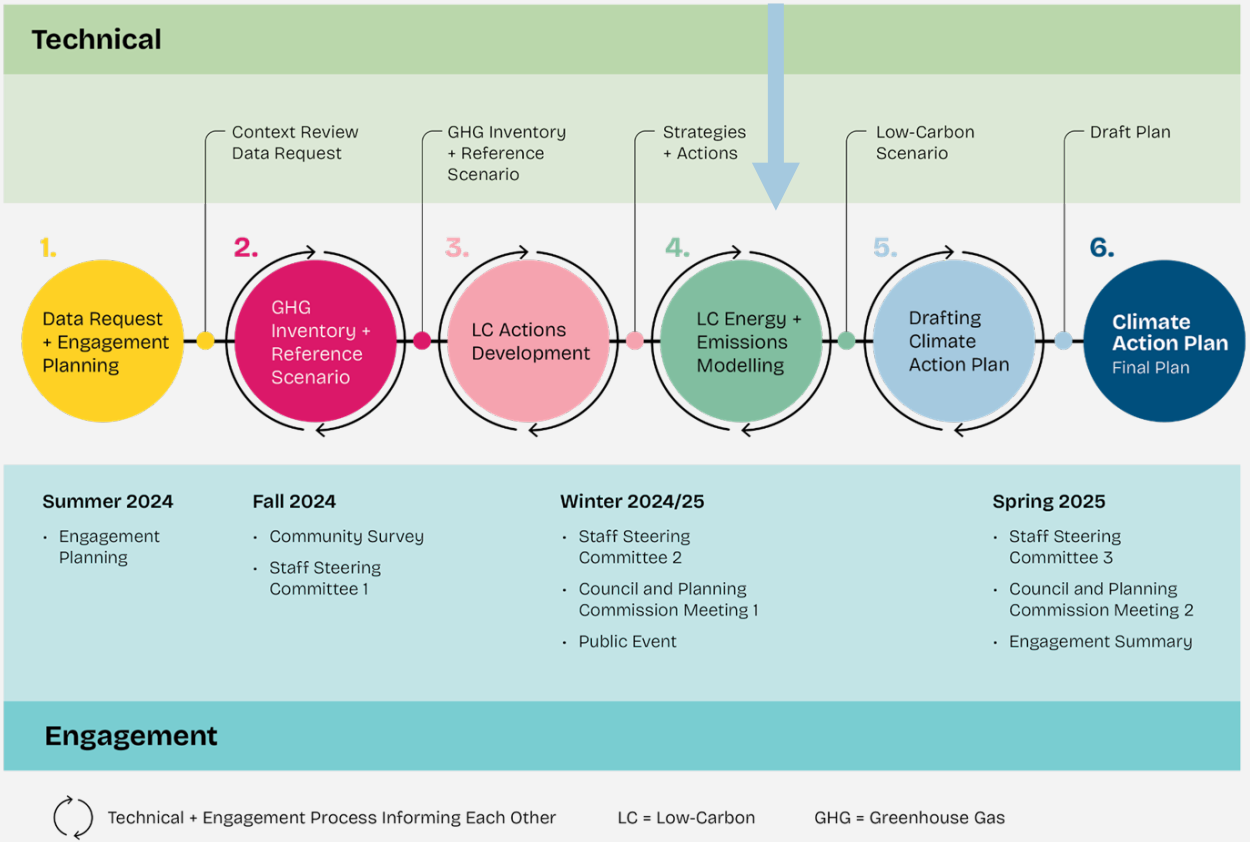
Technical
Context Review Data Request
GHG Inventory + Reference Scenario
Strategies + Actions
Low-Carbon Scenario
Draft Plan
1.
Data Request + Engagement Planning
2.
GHG Inventory + Reference Scenario
3.
LC Actions Development
4.
LC Energy + Emissions Modelling
5.
Drafting Climate Action Plan
6.
Climate Action Plan
Final Plan
Summer 2024
Engagement Planning
Fall 2024
Community Survey
Staff Steering Committee 1
Winter 2024/25
Staff Steering Committee 2
Council and Planning Commission Meeting 1
Public Event
Spring 2025
Staff Steering Committee 3
Council and Planning Commission Meeting 2
Engagement Summary
Engagement
Technical + Engagement Process Informing Each Other
LC = Low-Carbon
GHG = Greenhouse Gas

Staff Information Session #1

November 18, 2024



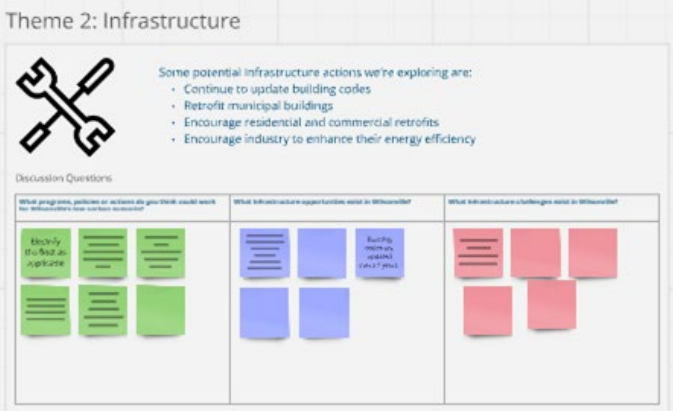

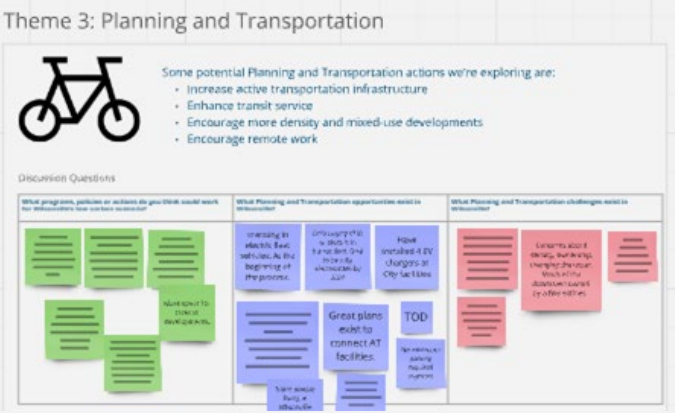

PART 2

Greenhouse Gas Modelling

Sustainability Solutions Group

Greenhouse Gas Emissions, 2021

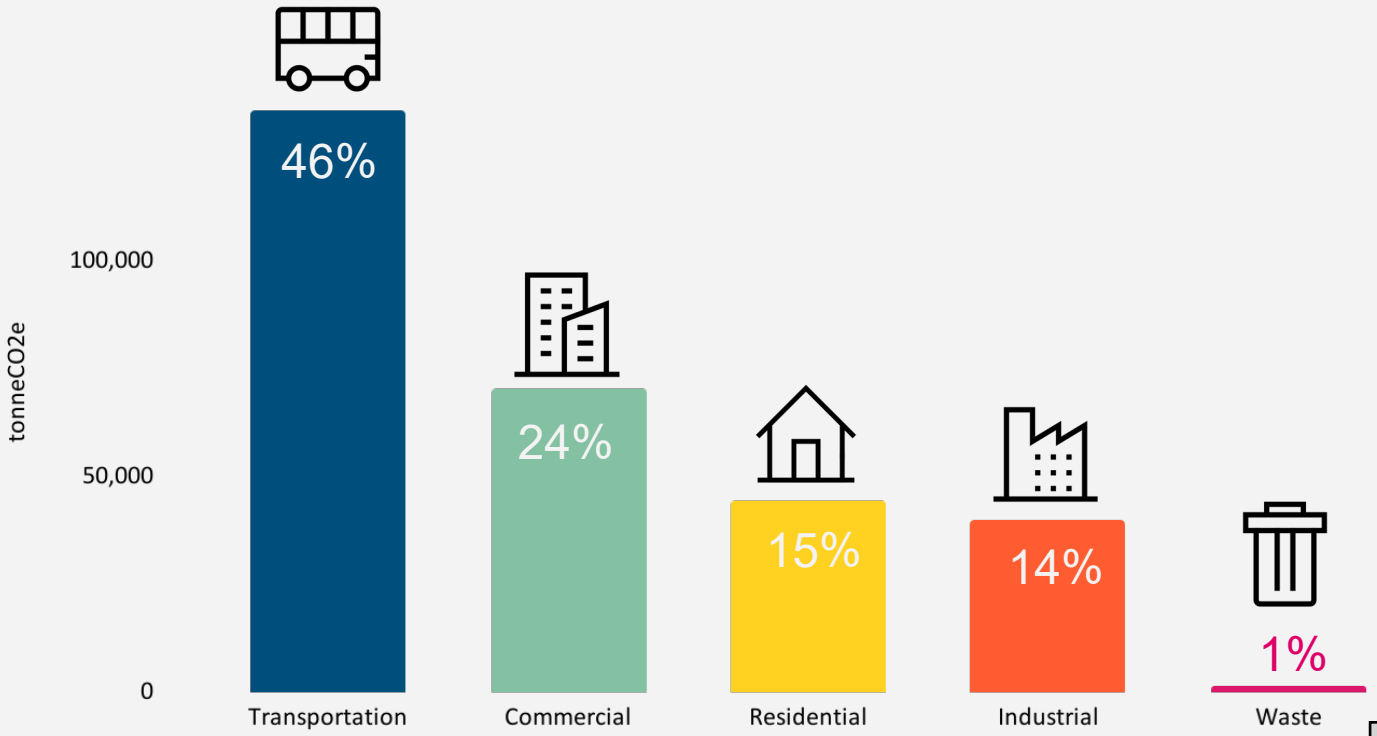

If we do nothing… Wilsonville's emissions will increase 7% by 2030 and 19% by 2050.

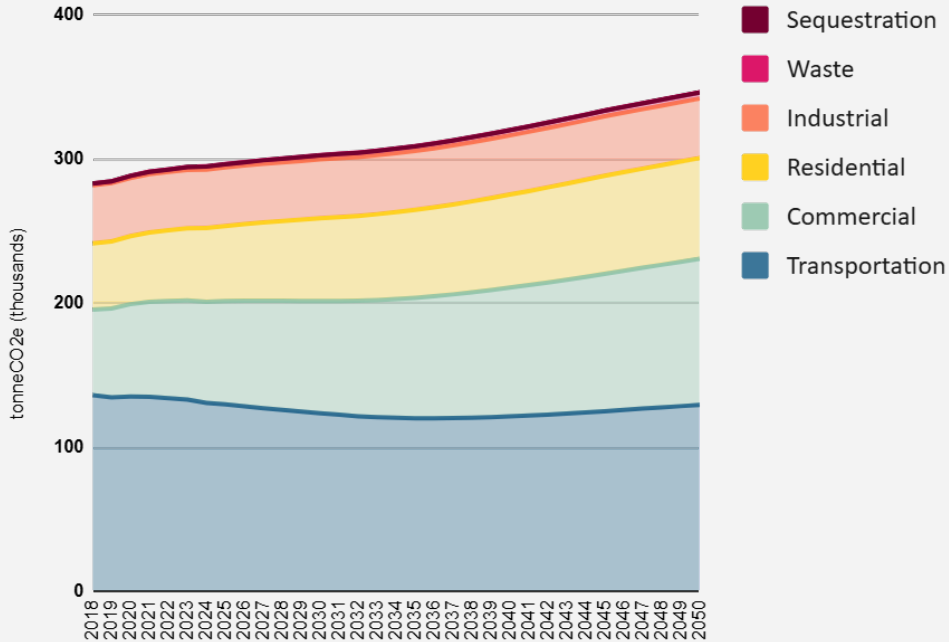

If we only implement our current plans…

… Wilsonville's emissions will increase by 5% by 2030, and 4% by 2050.

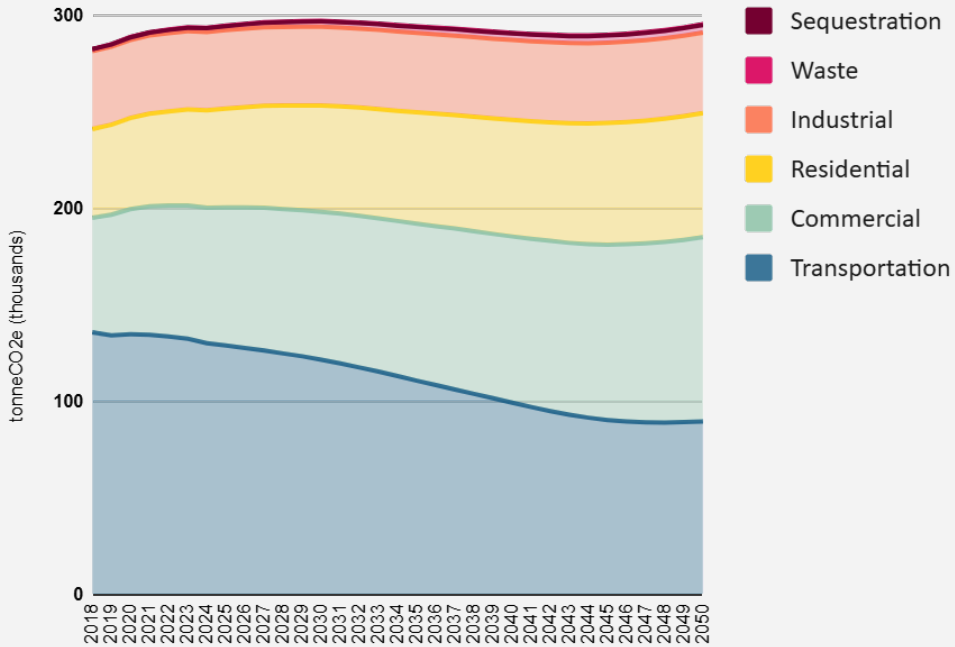

If we only implement our current plans and our electricity grid has zero emissions on schedule…

Wilsonville's emissions will decrease by 23% by 2030 and 55% by 2050.

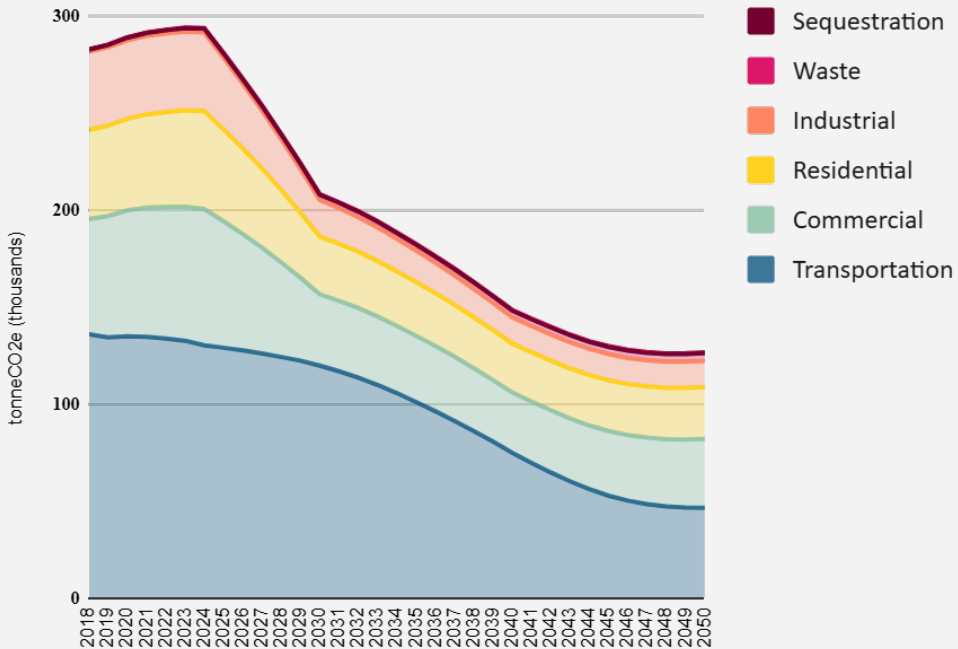

If we implement our Low Carbon actions but the electricity grid remains the same…

Wilsonville's emissions will decrease 32% by 2030 and 69% by 2050

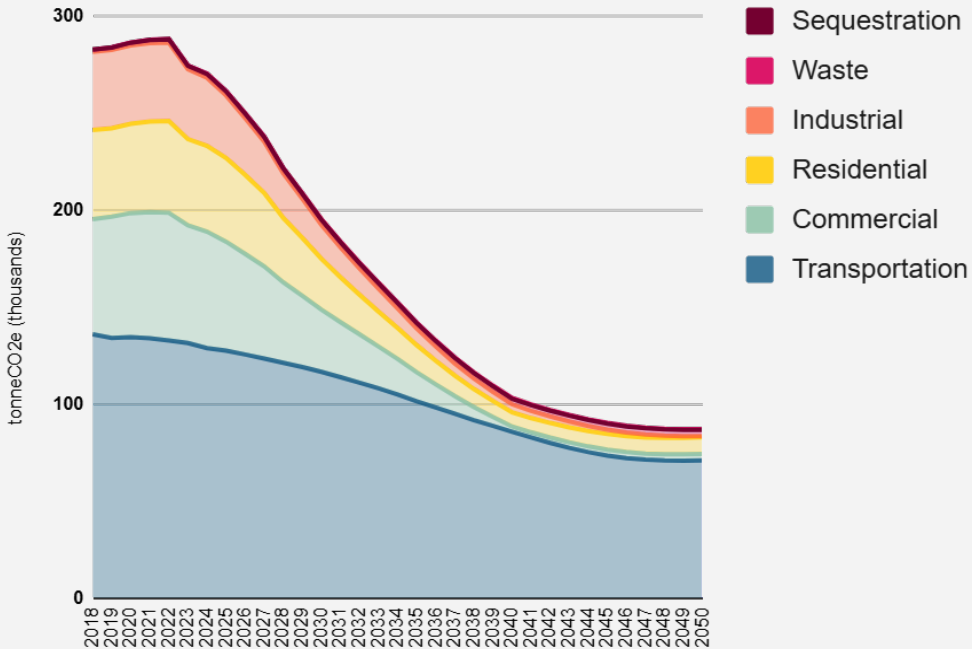

If we implement our Low Carbon actions and our electricity grid has zero emissions on schedule…

Wilsonville's emissions will decrease 41% by 2030, 72% by 2040, and 83% by 2050

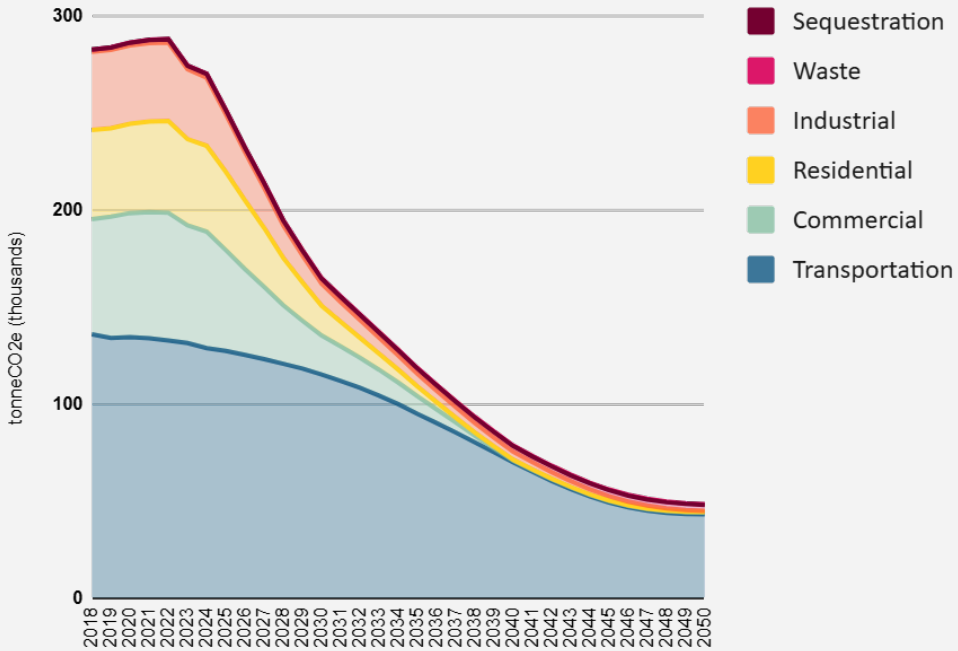

Questions?

PART 3

Draft Implementation Measures

Sustainability Solutions Group

Action:
A quantifiable change that can be projected forwards in time.

Example: Achieve a shift in mode share to:
- 30% carpool
- 6% walk or bike
- 7% transit

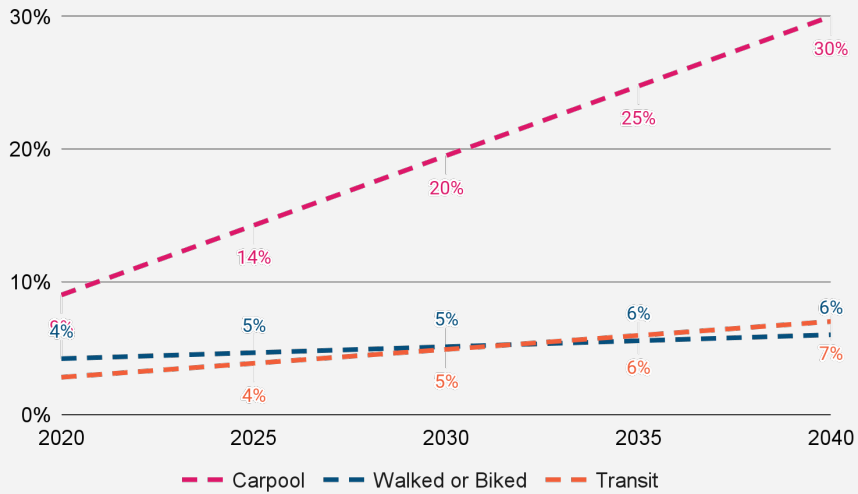

Implementation Measures:
Programs, incentives, and investments that catalyze an action.

Examples:
- Prioritize high -occupancy vehicles over single -occupancy vehicles
- Increase bicycle storage at schools and businesses
- Separate bike lanes from vehicle traffic
- Invest in transit improvements
- Expand the Safe Routes to School program
- Implement congestion pricing

Buildings

Actions for Buildings

25% of new buildings are net - zero by 2030, and 50% by 2040

Retrofit buildings to achieve 50% thermal savings & 10% plug load savings

90% of existing buildings have air source heat pumps by 2040



LCS Emissions Reductions from Building Actions

GHG Emissions from Buildings by End Use with Current Grid

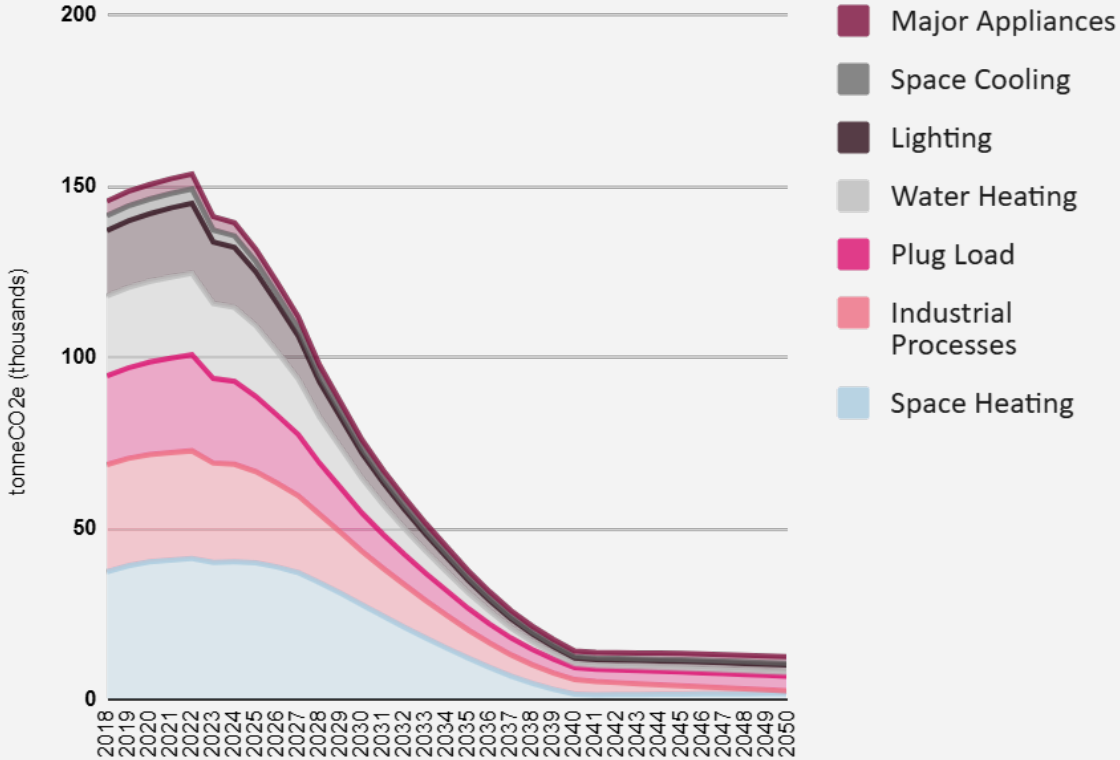

Implementation Measures for New Buildings

- Encourage Net -Zero Buildings by expediting permitting and waiving additional fees
- Advocate for the State to require a net -zero building standard as soon as possible
- Require an "EcoRoof" for new developments



Implementation Measures for Existing Buildings

- Require Energy Benchmarking and Auditing (for larger buildings)
- Develop a home retrofit navigator program
- Promote Energy Trust of Oregon resources and incentives
- Develop a PACE Financing for Energy Efficiency program
- Retrofit municipal facilities



Mentimeter Slide

Replace slide in Mentimeter:

Question: What implementation measures you think would be the most effective ?Rank in order from most effective to least effective.

Renewable Energy

Actions for Renewable Energy

Beginning in 2035, 100% of new buildings include solar PV*.

297 MW of solar PV are installed on existing buildings by 2040.

30% of customers procure carbon-free electricity by 2030



Planning Commission Public Hearing Record
(October 8, 2025)

LCS Switch to Renewable Energy

Total Energy Use by Fuel Type

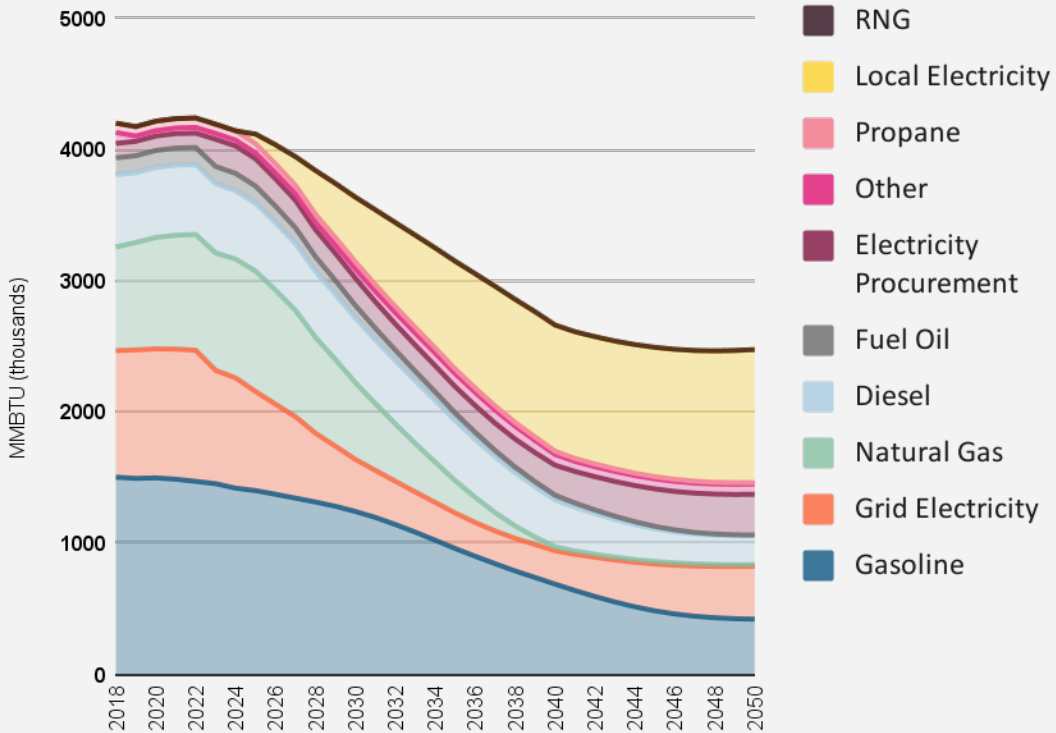

Implementation Measures for Renewable Energy

- Require new buildings to be solar -ready
- Offer an additional rebate for home solar installations (on top of Energy Trust rebates)
- Install solar on municipal buildings
- Make the purchase of renewable energy easier than the purchase of non -renewable energy
- Provide solar education for businesses and homeowners



Mentimeter Slide

Replace slide in Mentimeter:

Question: What implementation measures you think would be the most feasible? Rank in order from most feasible to least feasible.

Transportation

Actions for Transportation

100% of new light -duty vehicles electric by 2035

100% of new heavy -duty vehicles electric by 2040

Mode shift to: 8% carpool, 11% walk*, 5% bike**, 13% transit by 2040

*For trips under 1.25 miles
**For trips between 1.25 and 3 miles



LCS Emissions Reductions from Transportation

GHG Emissions by Fuel Type with a Clean Grid

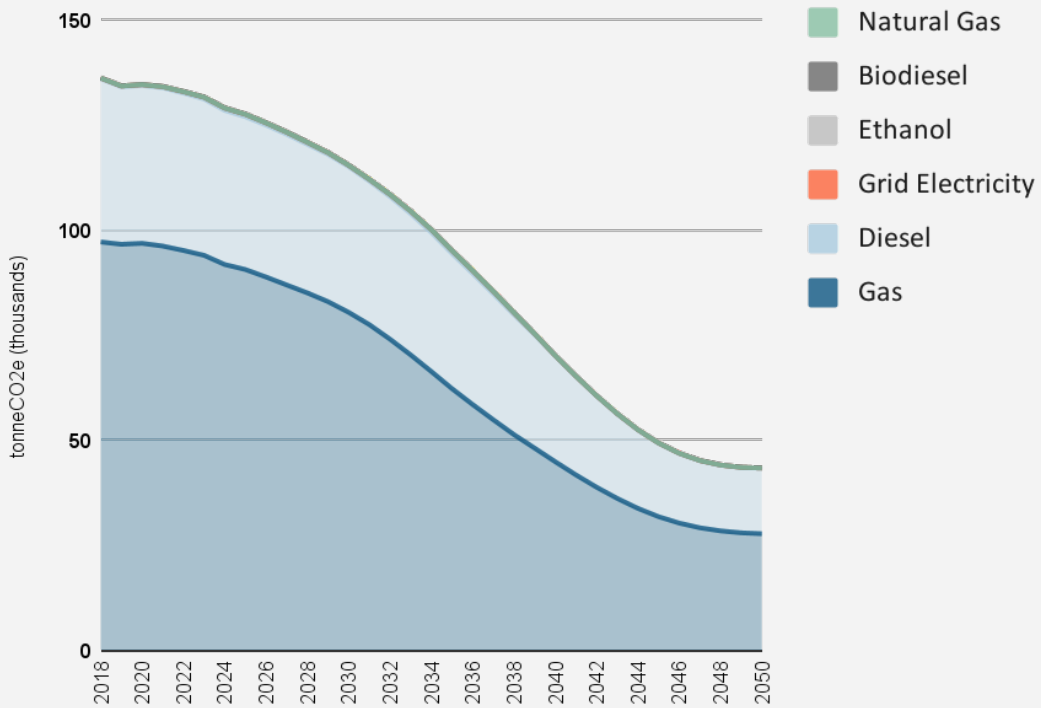

LCS Emissions Reductions from Transportation

GHG Emissions by Vehicle Type with a Clean Grid

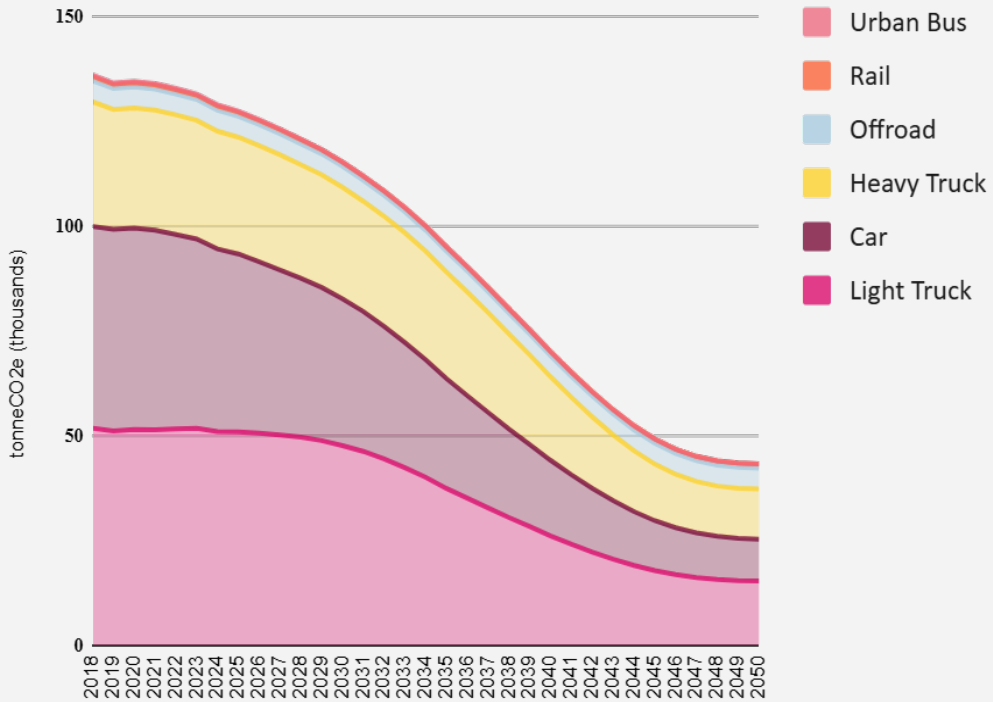

Implementation Measures for Transportation (Electric Vehicles)

- Begin charging ICE vehicles for public parking, but keep it free for EVs
- Increase EV Ready Parking Requirements
- Provide workplace EV charging for City employees
- Gradually reduce business licenses for gas stations
- Complete a Zero -Emissions Vehicle and Equipment Availability Assessment for the fleet
- Develop EV Fleet Electrification Strategy
- Replace all buses with zero -emission vehicles
- Create or join a buyer's alliance for fleet vehicles and equipment



Implementation Measures for Transportation (Mode Shift)

- Expand the Safe Routes to School Program
- Increase investments in active transportation infrastructure and amenities
- Offer “Welcome to Wilsonville” rebates on bike purchases to new residents
- Develop a small new Transit Hub in the Town Center
- Add more regional transit connections
- Increase the frequency of transit service
- Expand the Employer Commute Options program
- Encourage hybrid work arrangements where feasible



Implementation Measures for Transportation (Mode Shift)

- Encourage more workers to live in Wilsonville
- Encourage transit -oriented development at the Wilsonville Transit Center
- Encourage the development of Accessory Dwelling Units



Mentimeter Slide

Replace slide in Mentimeter:

Question: What implementation measures you think would be the most feasible? Rank in order from most feasible to least feasible.

Planning & Land Use

Actions for Planning & Land Use

30% of new housing developed in Town Center



LCS Transition to Increased Density

Residential Dwellings by Dwelling Type

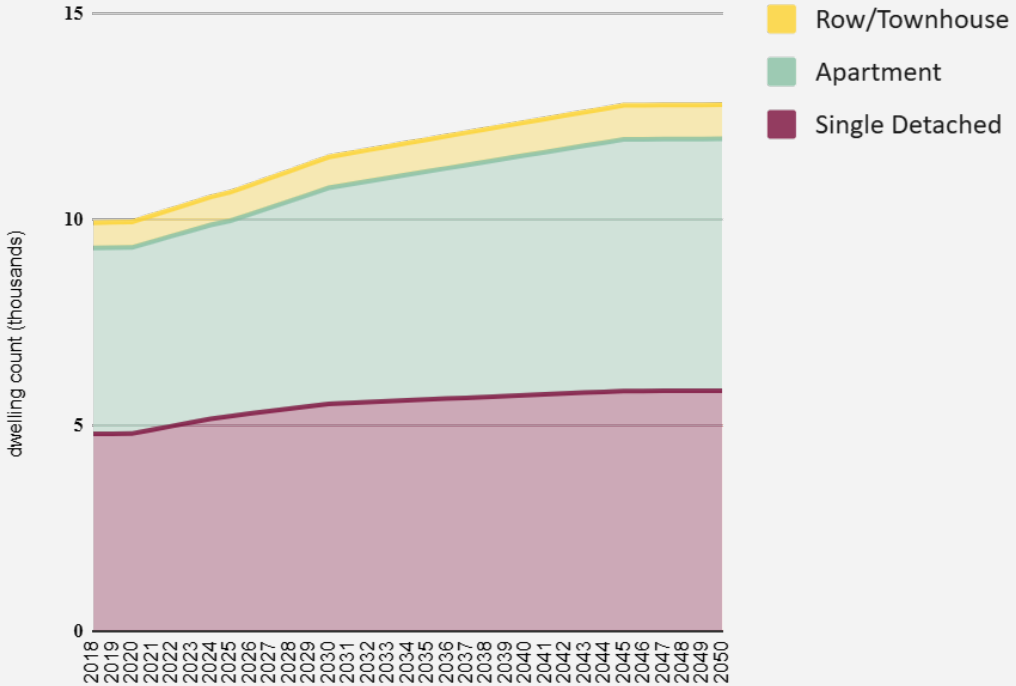

Implementation Measures for Planning & Land Use

(Other relevant measures included under transportation)



- Update Zoning to Increase Density and Mixed -Uses in Town Center
- Develop a Density Bonus for Energy Efficiency
- Reform Parking Requirements (underway)

Mentimeter Slide

Replace slide in Mentimeter:

Question: What implementation measures you think would be the most feasible? Rank in order from most feasible to least feasible.

Industry

Action for Industry

20% reduction in industrial energy use

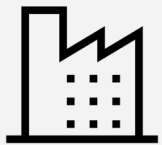

LCS Energy Transitions in Industry

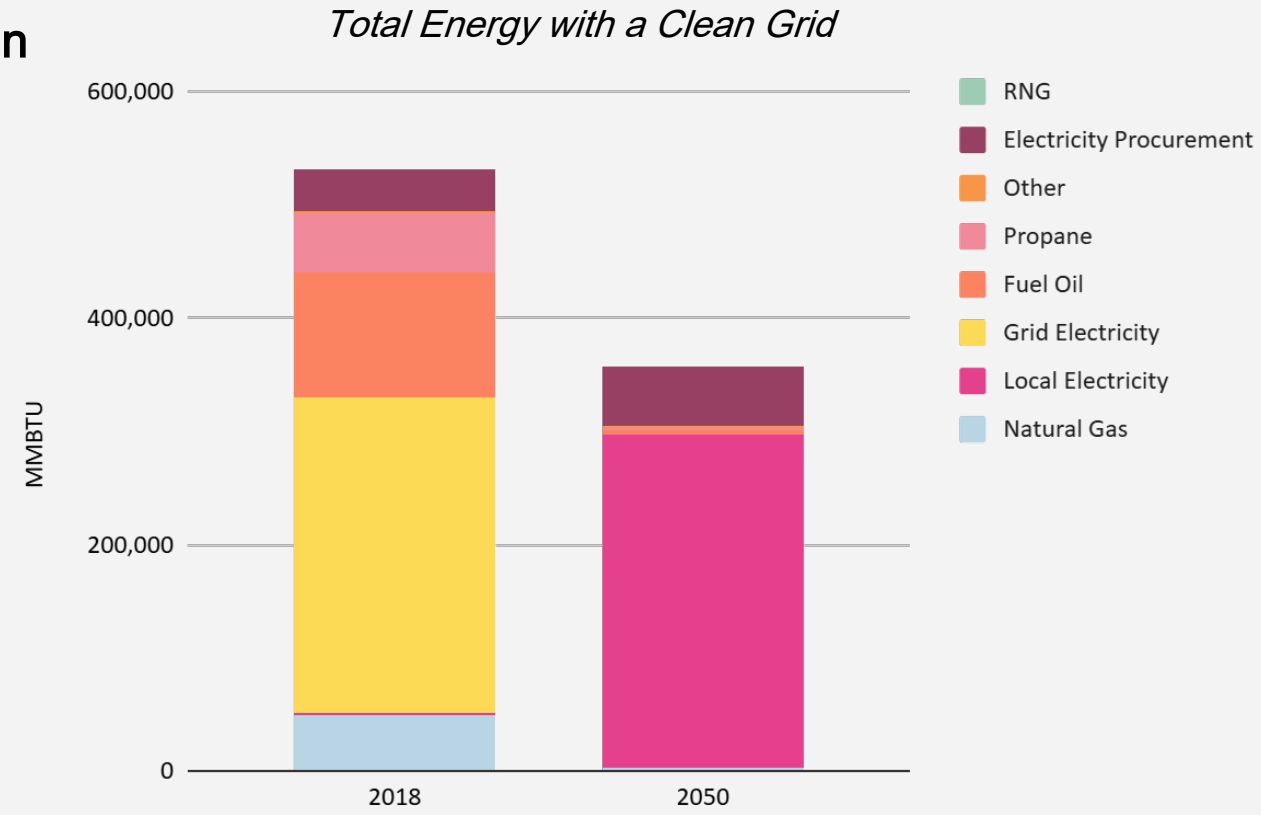

Planning Commission Public Hearing Record
(October 8, 2025)

LCS Emissions Reductions from Industry

GHG Emissions with a Clean Grid

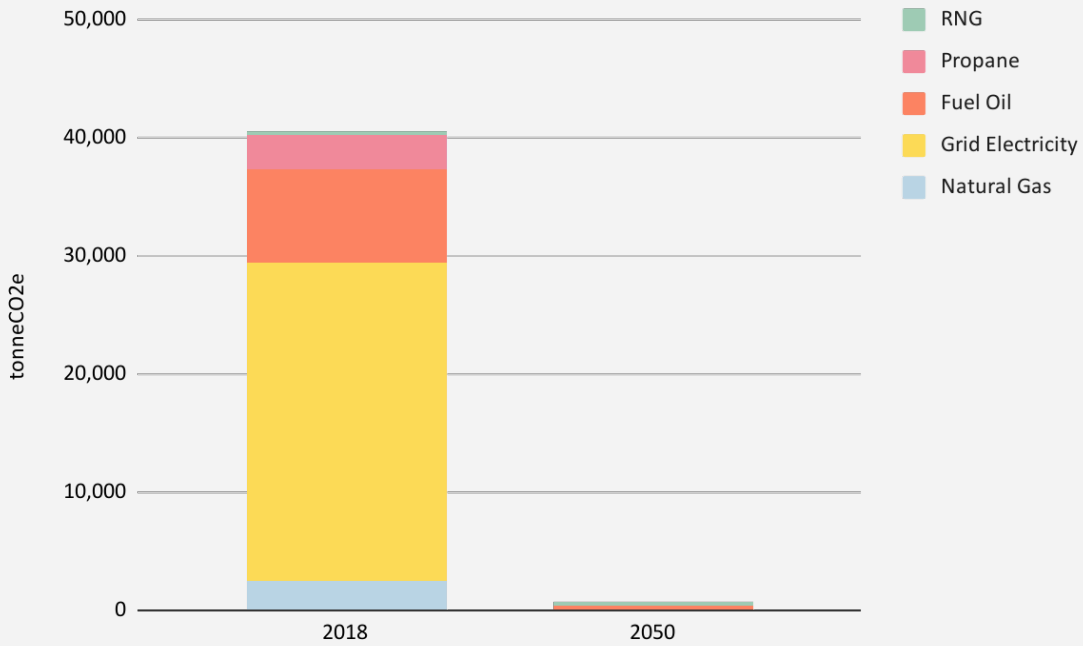

Implementation Measures for Industry

- Promote funding opportunities for industrial decarbonization
- Offer tax incentives for industrial energy efficiency improvements
- Procure Low -Carbon Concrete for the City

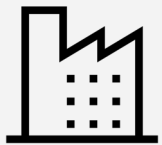

Mentimeter Slide

Replace slide in Mentimeter:

Question: What implementation measures you think would be the most feasible? Rank in order from most feasible to least feasible.

Parks & Green Space

Action for Parks & Green Spaces

Increase tree canopy coverage by 6% from 30% to 36% by 2046



LCS Emissions Reductions from Parks & Green Spaces

Carbon Sequestration from Tree Canopy

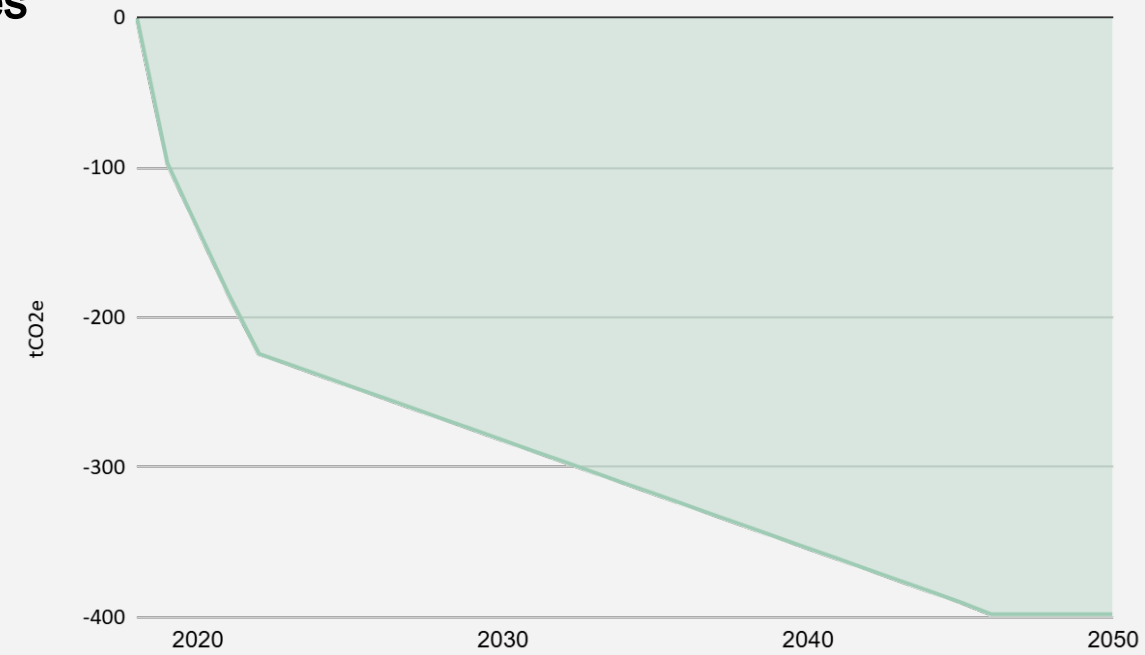

Implementation Measures for Parks & Green Space

- Develop green area requirements for new developments
- Promote tree manual for homeowners
- Develop a tree planting program for homeowners
- Continue to manage invasive species
- Increase the City's Tree Canopy target*

**would go beyond proposed action*

Mentimeter Slide

Replace slide in Mentimeter:

Question: What implementation measures you think would be the most feasible? Rank in order from most feasible to least feasible.

Next Steps

Sustainability Solutions Group

Next Steps

01 Complete public survey on implementation measures

02 Develop draft Climate Action Plan

03 Engage with Staff and Planning Commission

Thank you!

Extra Slides

Sustainability Solutions Group

Solid Waste

LCS Emissions Reductions from Solid Waste

Action for Solid Waste

50% of organic waste reduced or diverted from landfill by 2030

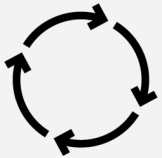

Implementation Measures for Solid Waste

- Develop a "Pay-As-You-Throw" program
- Reduce food waste at municipal buildings and operations
- Develop a Circular Procurement Policy
- Promote reuse and repair
- Continue to promote composting

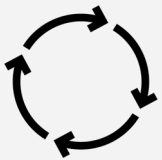

Mentimeter Slide

Replace slide in Mentimeter:

Question: What implementation measures you think would be the most feasible? Rank in order from most feasible to least feasible.

Wastewater

LCS Emissions Reductions from Wastewater

Action for Wastewater

100% of RNG potential captured at wastewater treatment facility by 2040



Implementation Measures for Wastewater

- Explore renewable energy from wastewater and organic waste
- Assess waste heat recovery from the sewer system
- Evaluate and improve energy efficiency at wastewater and water treatment plants



Mentimeter Slide

Replace slide in Mentimeter:

Question: What implementation measures you think would be the most feasible? Rank in order from most feasible to least feasible.

Adaptation Actions

Adaptation Implementation Measures

Not associated with LCS modelling

- Use Drought -Tolerant Landscaping in City Parks
- Encourage wildfire resilience landscaping
- Require permeable ground surfaces in new developments
- Continue Backyard Habitats Certification Program

Mentimeter Slide

Replace slide in Mentimeter:

Question: What implementation measures you think would be the most feasible? Rank in order from most feasible to least feasible.





Planning Commission Record

Public Engagement

CLIMATE ACTION PLANNING: Where should the City be focusing its attentio

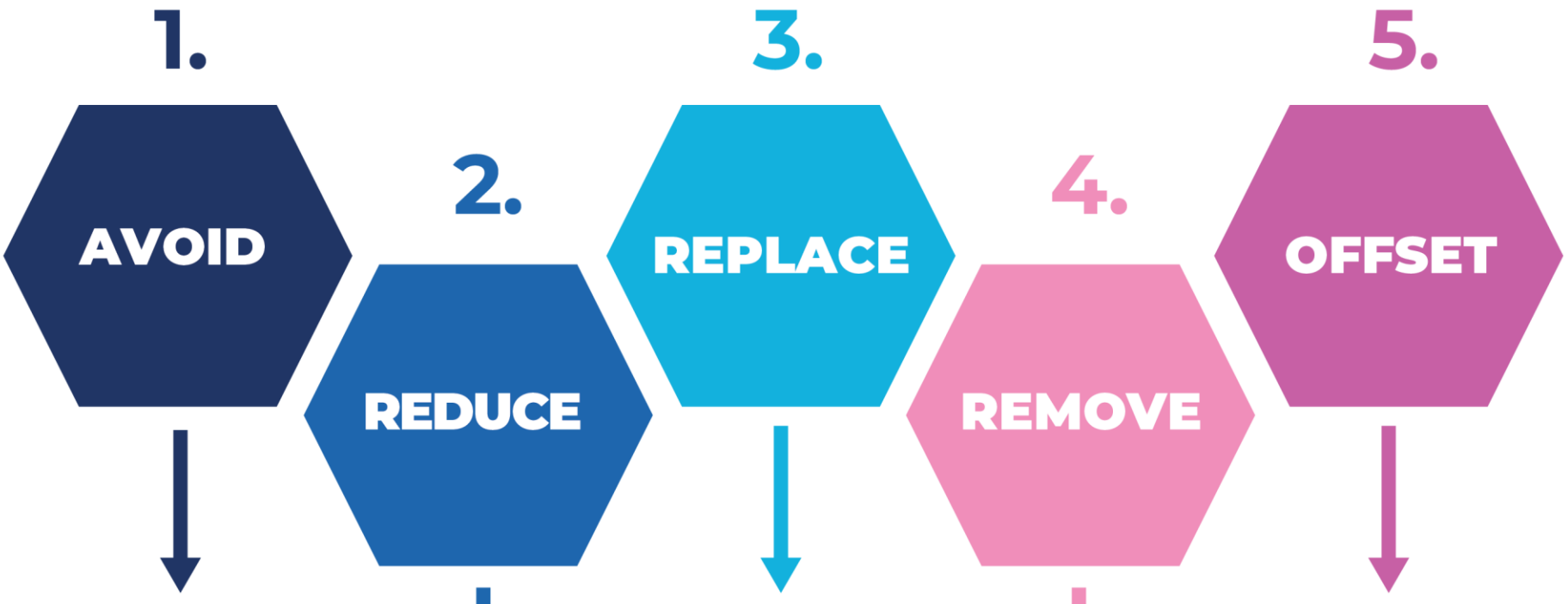

ONE GOAL: 3 PLANS

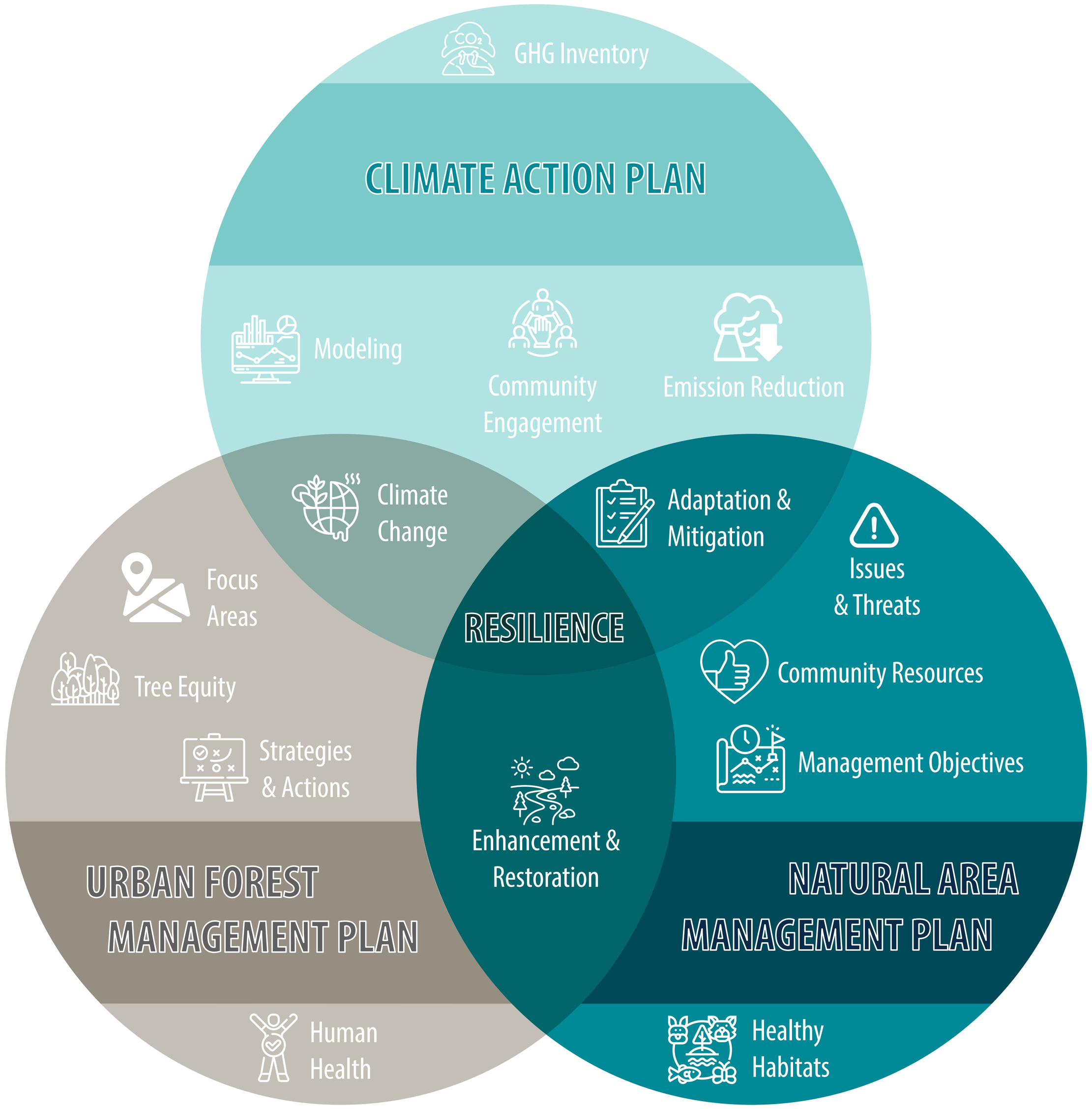

Urban Forest Management Plan: adopted 2021

Climate Action Plan: anticipated completion June 2025

Natural Area Management Plan: anticipated completion June 2025

Project Report

04 November 2024 - 03 December 2024

Let's Talk, Wilsonville!

Climate Action Plan

GRANICUS

Visitors Summary

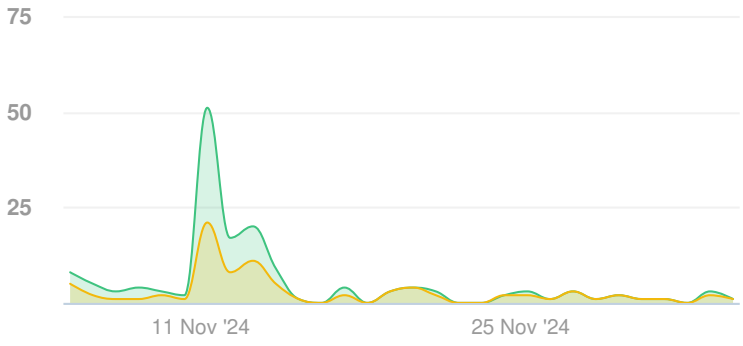

Highlights

TOTAL VISITS 87

MAX VISITORS PER DAY 21

NEW REGISTRATIONS 4

ENGAGED VISITORS 16

INFORMED VISITORS 20

AWARE VISITORS 76

Aware Participants	76
Aware Actions Performed	**Participants**
Visited a Project or Tool Page	76

Informed Participants	20
Informed Actions Performed	**Participants**
Viewed a video	0
Viewed a photo	0
Downloaded a document	0
Visited the Key Dates page	0
Visited an FAQ list Page	0
Visited Instagram Page	0
Visited Multiple Project Pages	4
Contributed to a tool (engaged)	16

Engaged Participants	16		
Engaged Actions Performed	**Registered**	**Unverified**	**Anonymous**
Contributed on Forums	0	0	0
Participated in Surveys	16	0	0
Contributed to Newsfeeds	0	0	0
Participated in Quick Polls	0	0	0
Posted on Guestbooks	0	0	0
Contributed to Stories	0	0	0
Asked Questions	0	0	0
Placed Pins on Places	0	0	0
Contributed to Ideas	0	0	0

ENGAGEMENT TOOLS SUMMARY

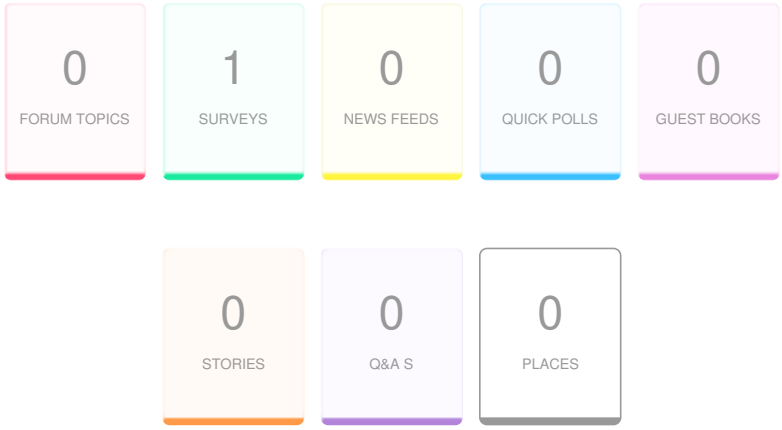

Tool Type	Engagement Tool Name	Tool Status	Visitors	Contributors		
				Registered	Unverified	Anonymous
Survey Tool	Survey	Published	49	16	0	0

ENGAGEMENT TOOL: SURVEY TOOL

Survey

Visitors 49	Contributors 16	CONTRIBUTIONS 16

How much do you agree or disagree with the following statement? I have personally experienced the effects of climate change.

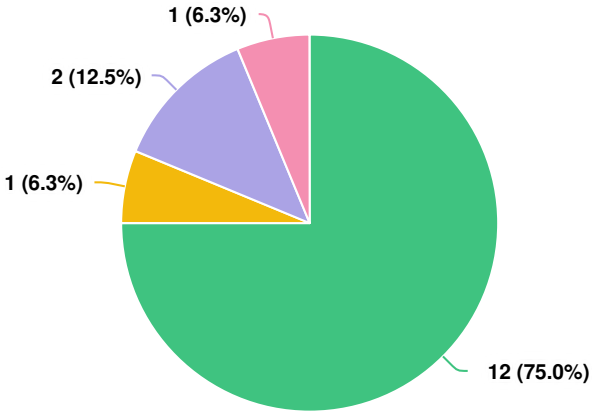

Question options

Strongly agree Somewhat agree Somewhat disagree Strongly disagree

Mandatory Question (16 response(s))

Question type: Radio Button Question

In your opinion, who should be responsible for addressing climate change?

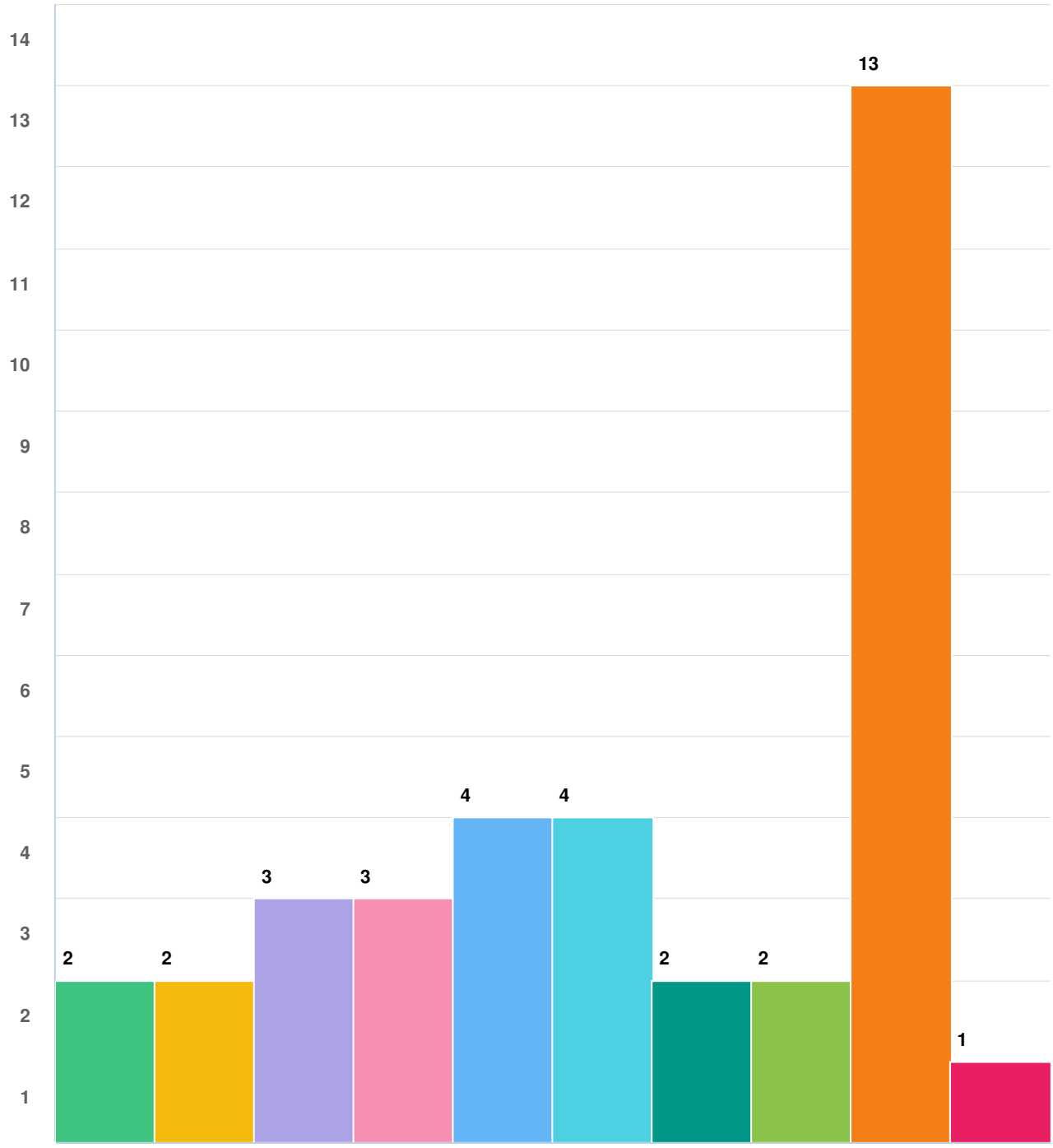

Question options

- Community and grassroots organizations
- Non-profits
- City government
- County government
- State government
- Federal government
- Private businesses
- Individuals
- All of the above
- None of the above

Optional question (16 response(s), 0 skipped)

Question type: Checkbox Question

How important is the issue of climate change to you personally?

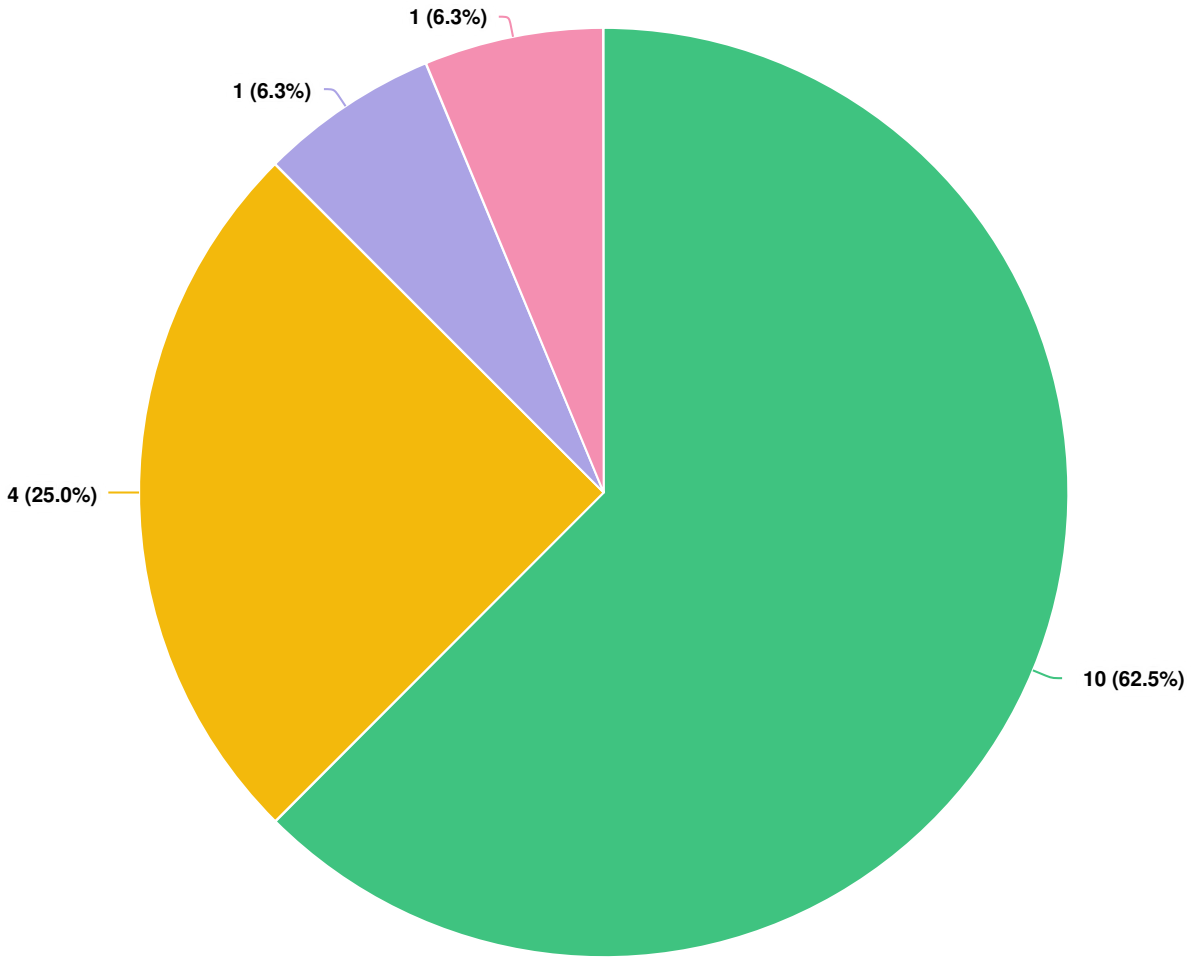

Question options

Very important Important Somewhat important Not important

Optional question (16 response(s), 0 skipped)

Question type: Radio Button Question

How much do the following impacts of climate change concern you?

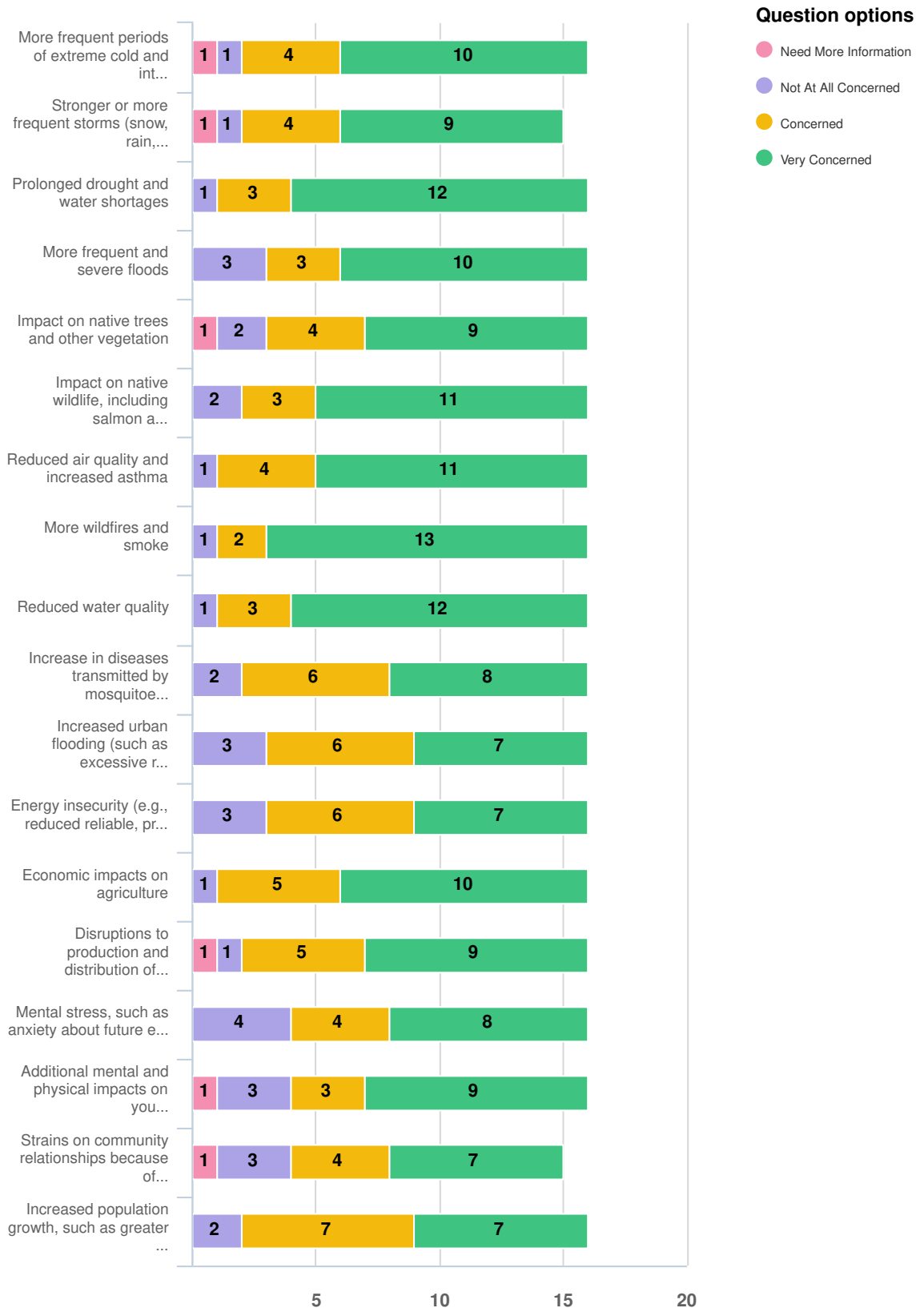

Optional question (16 response(s), 0 skipped)

Question type: Likert Question

Buildings and Energy Generation: Please rate your degree of support for each of the following possible future actions related to how the city operates its own facilities and programs.

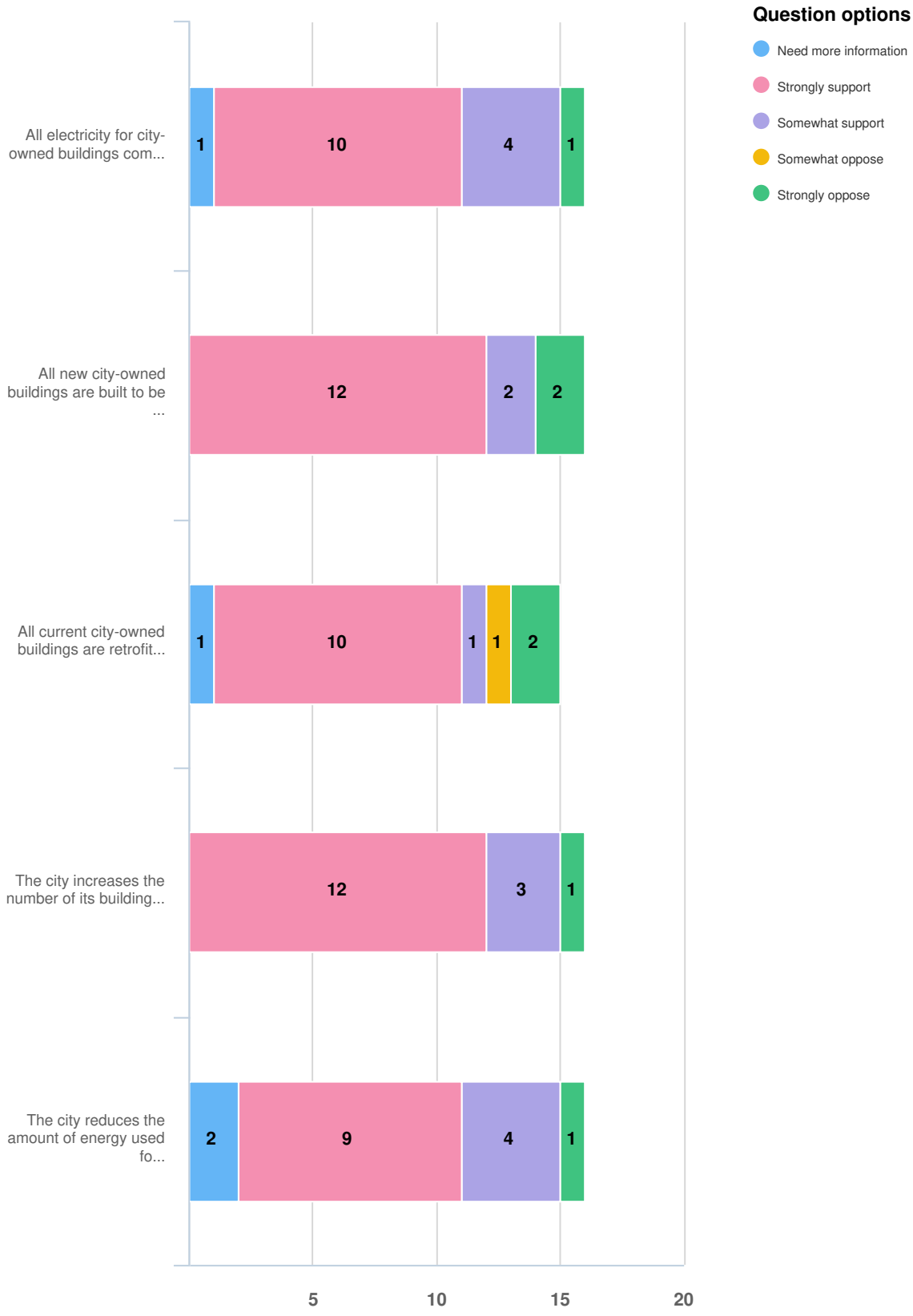

Optional question (16 response(s), 0 skipped)

Question type: Likert Question

The City supports action in the community (education, incentives, regulations, grants, etc.): Please rate your degree of support for each of the following possible future actions.

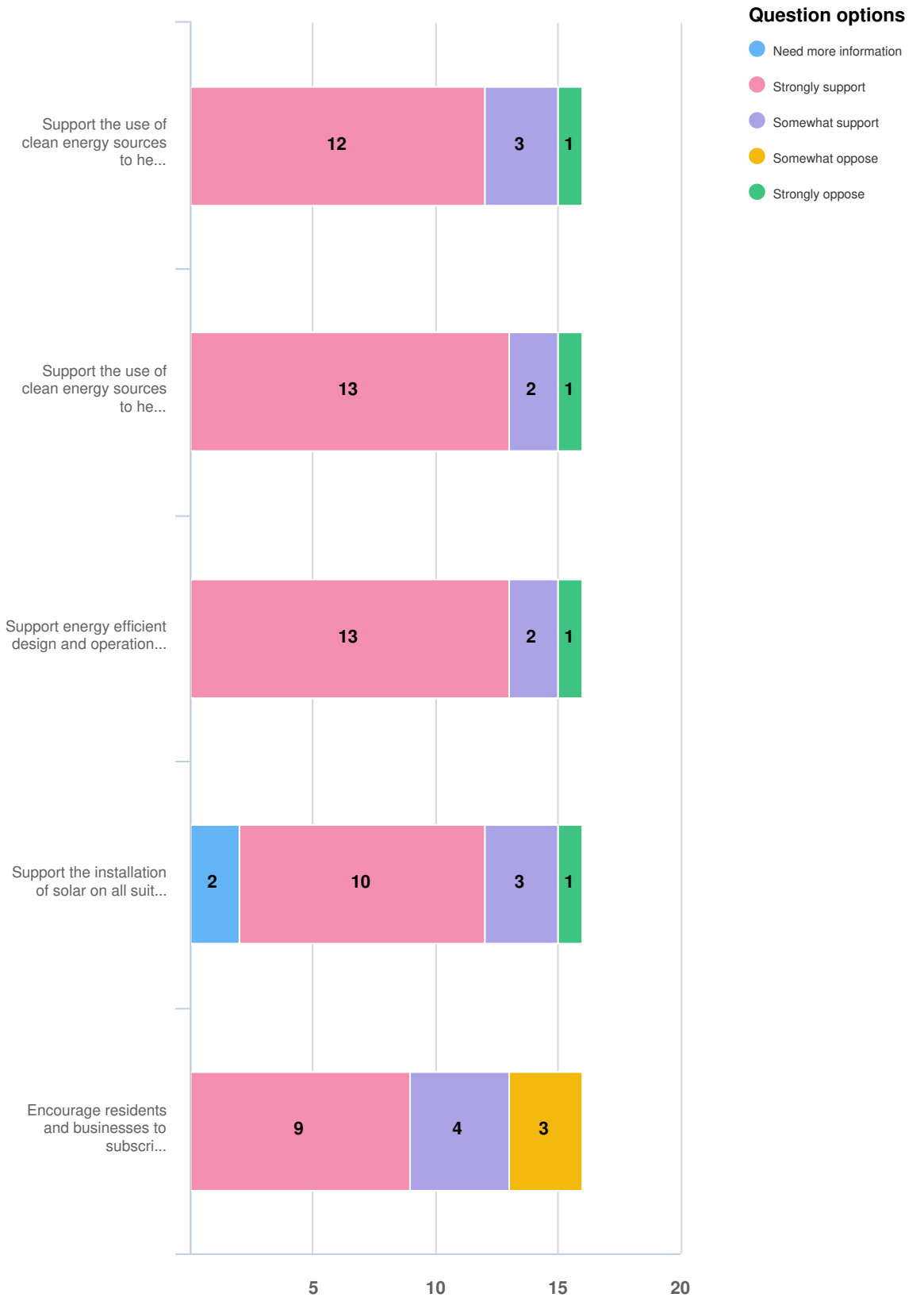

Optional question (16 response(s), 0 skipped)

Question type: Likert Question

Which of the following energy efficiency improvements are you interested in making?

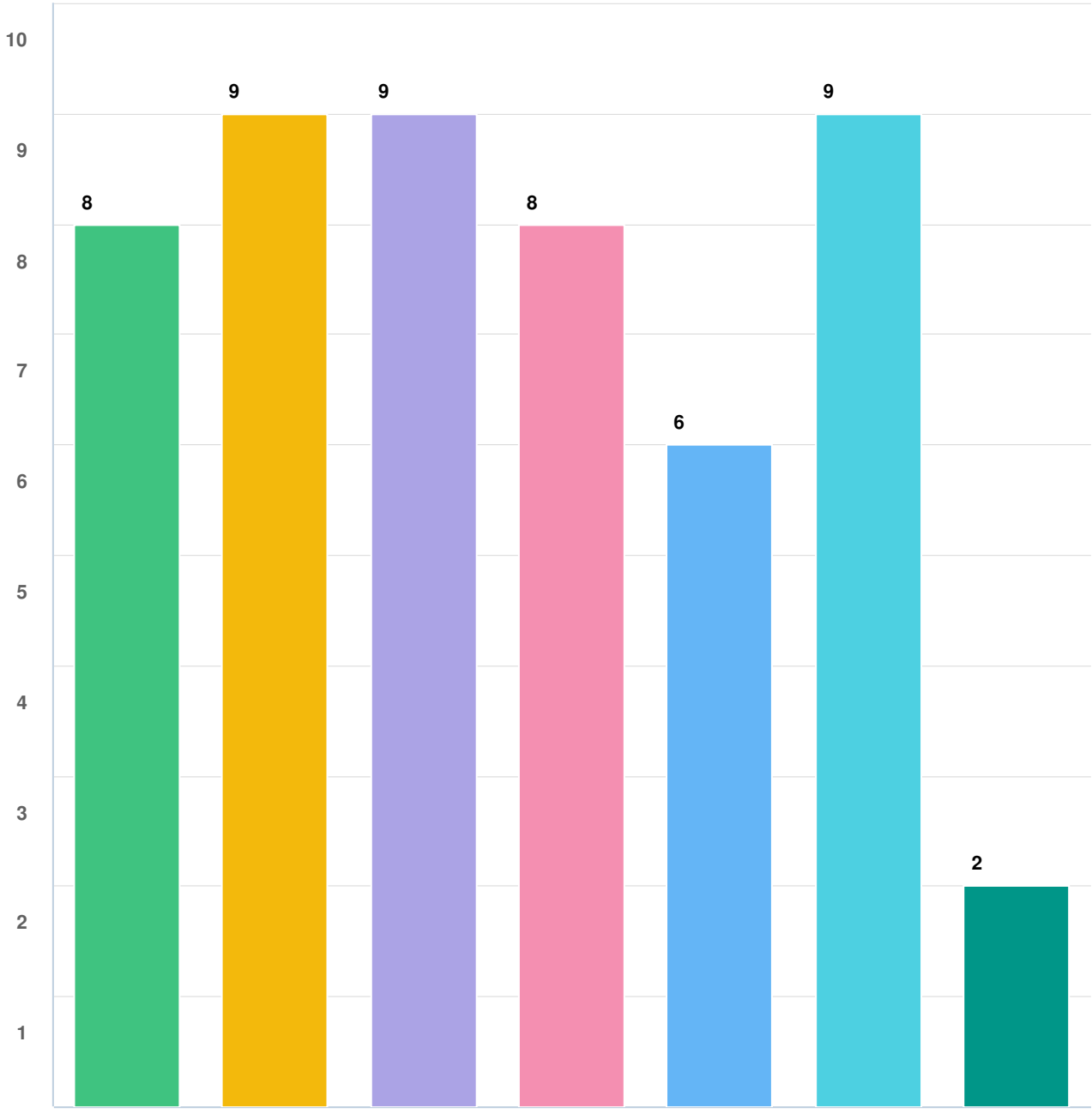

Question options

- Other (please specify)
- Installing solar panels on the roof, on the ground, or in a community setting for shared use
- Installing more efficient windows/doors to prevent the loss of heated or cooled air
- Installing a more efficient heating and cooling system
- Improving building insulation to prevent the loss of heated or cooled air
- Replacing older appliances with more efficient options
- Installing low-flow showers, faucets, and toilets to reduce the amount of water that requires treatment, energy used to treat the water, and wastewater that emits methane, which is a greenhouse gas

Optional question (14 response(s), 2 skipped)

Question type: Checkbox Question

What support would you need to make any energy efficiency improvements you noted above?

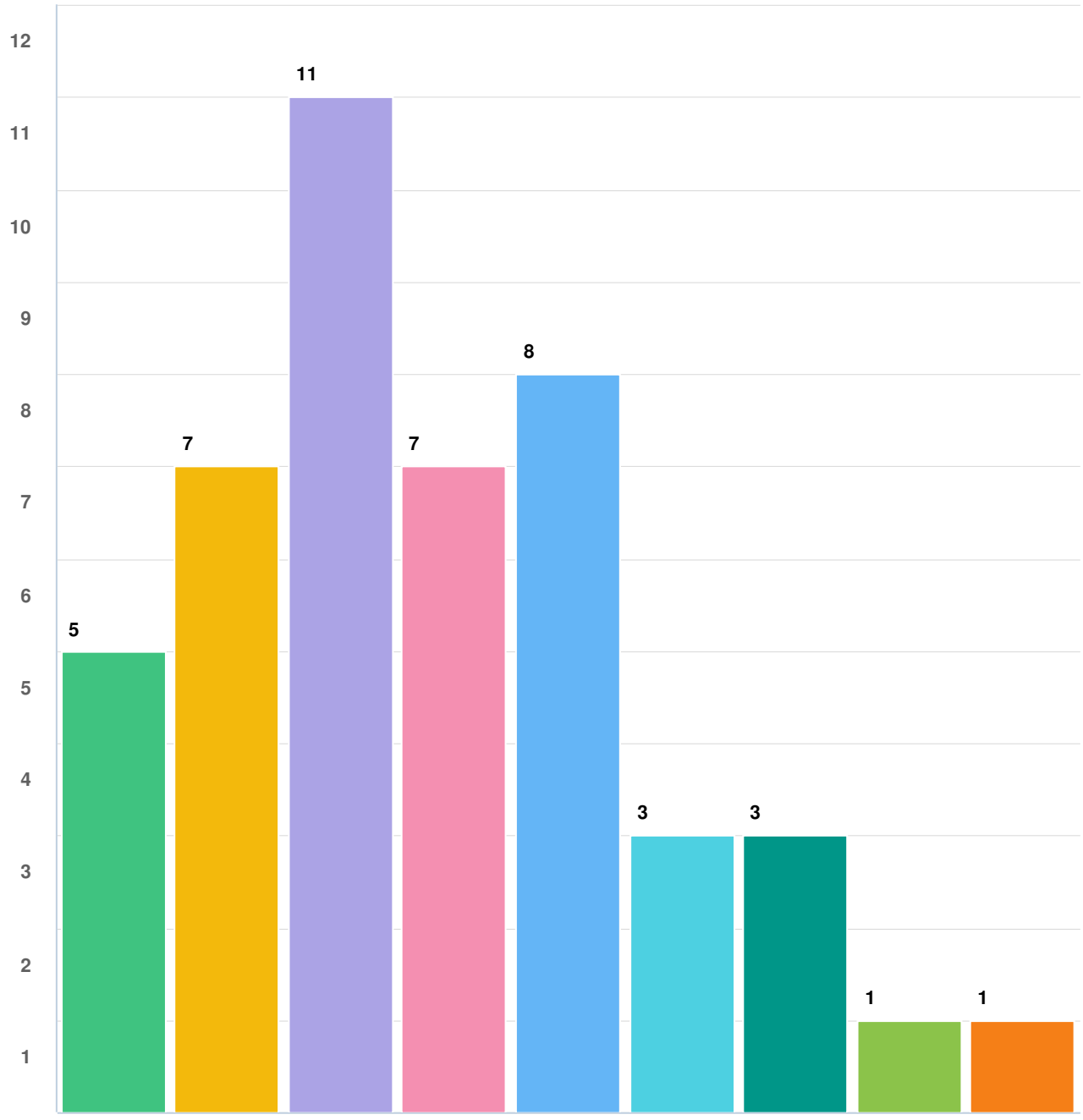

Question options

- Other (please specify)
- I am not interested in making these changes
- I have already made these changes
- The agreement or support of a building owner
- A list of recommended professionals and contractors who can make the changes
- Information on how to make these changes myself
- Partial financial support
- Full financial support
- Education about it and how well it works in our community

Mandatory Question (16 response(s))

Question type: Checkbox Question

City Operations: Please rate your degree of support for each of these actions the City may consider taking in the future:

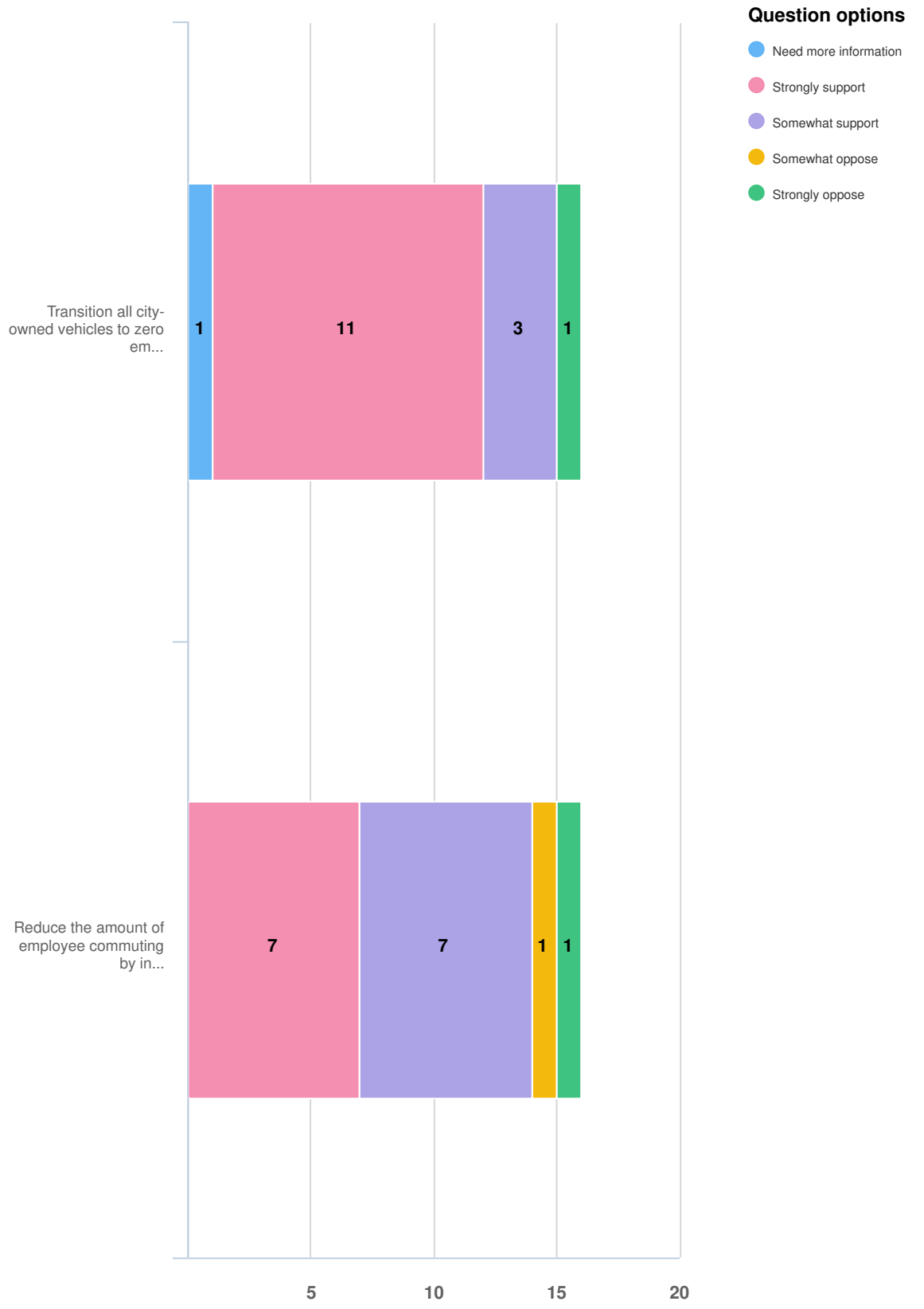

Optional question (16 response(s), 0 skipped)

Question type: Likert Question

City Supports Action in the Community (education, incentives, regulations, grants, etc.): Please rate your degree of support for each of these future actions that the City may be able to provide support (education, incentives, regulations, grants, ...

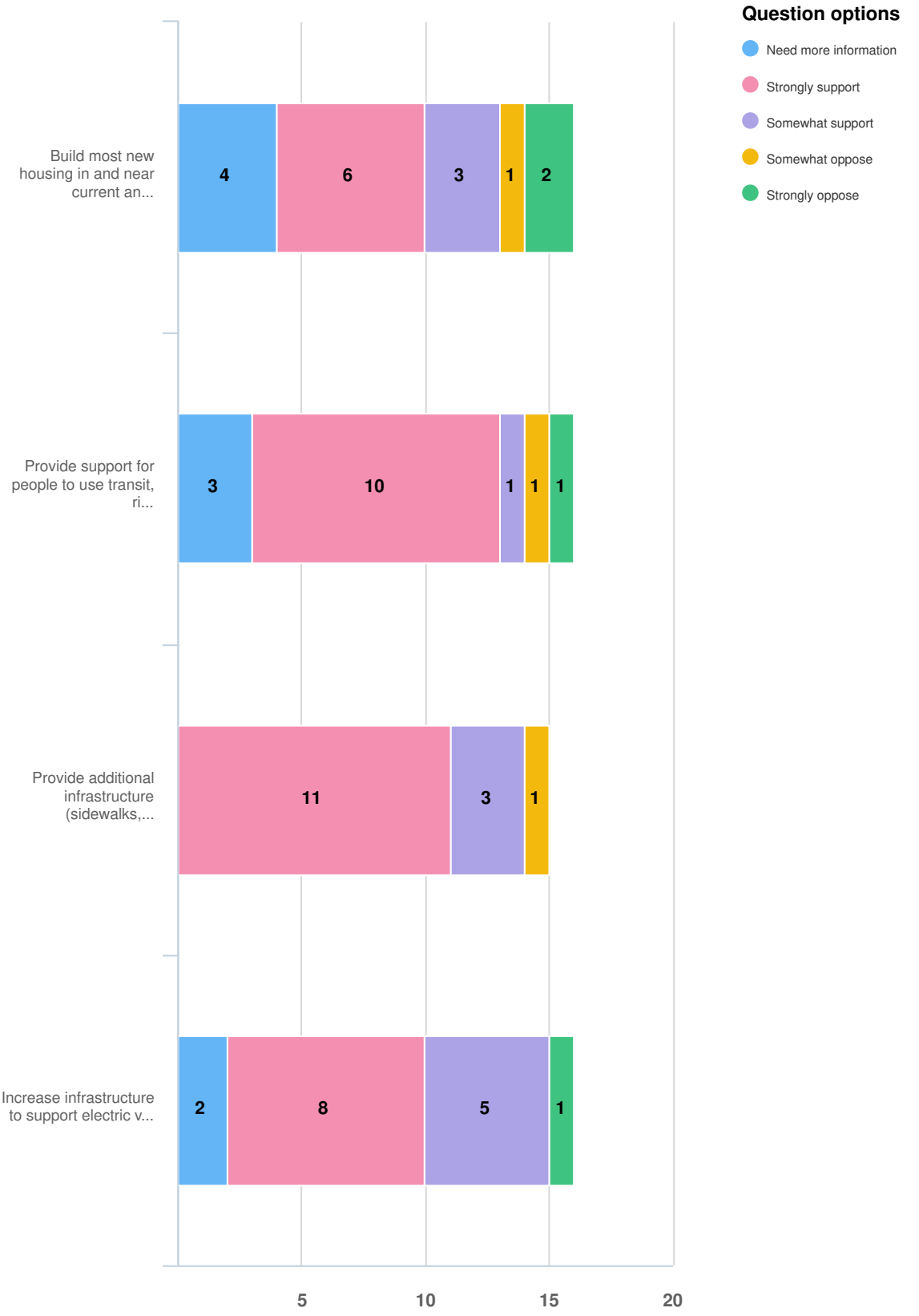

Optional question (16 response(s), 0 skipped)

Question type: Likert Question

City Advocates: Please rate your degree of support for each of these future actions that the City may be able focus advocacy efforts:

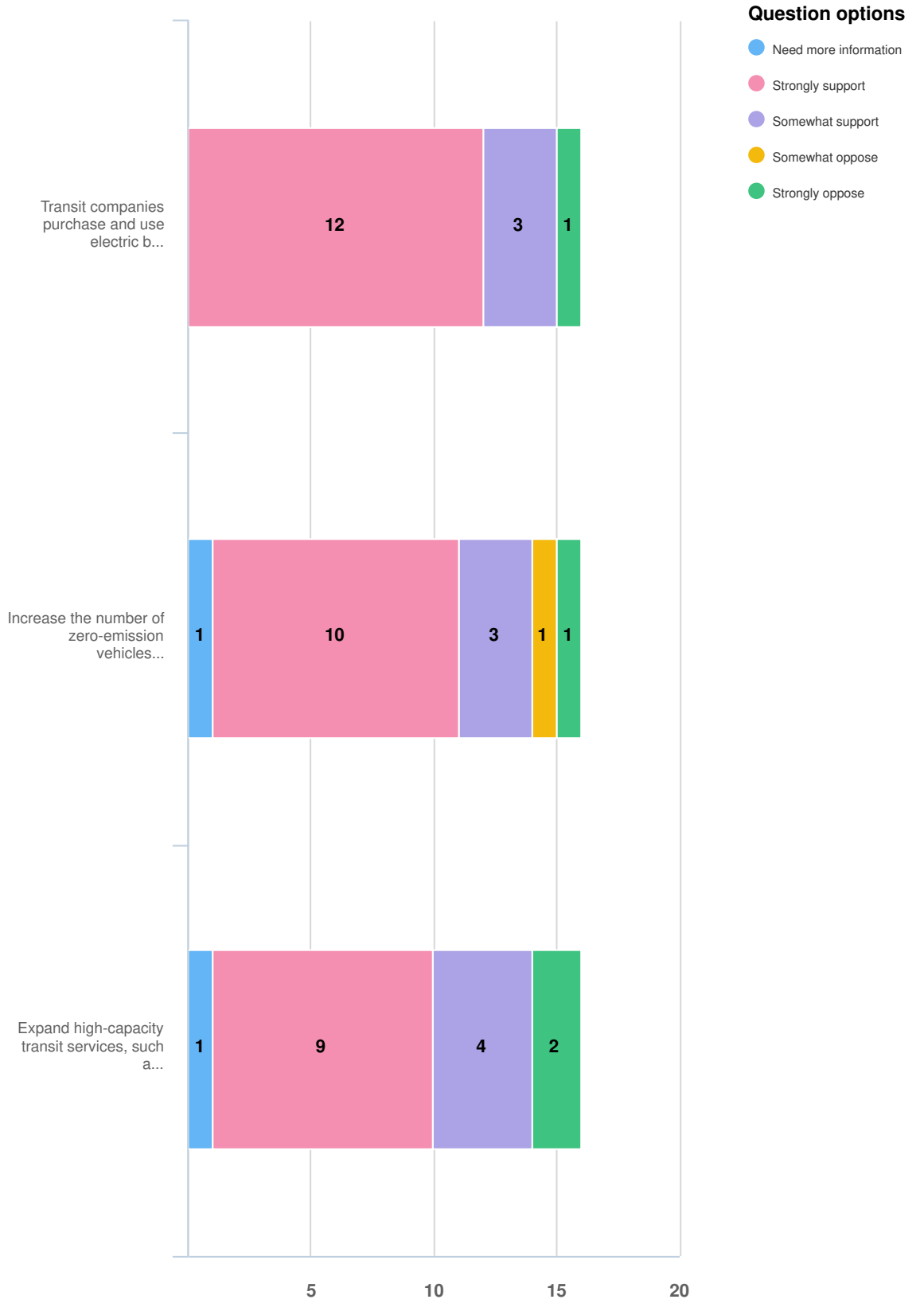

Optional question (16 response(s), 0 skipped)

Question type: Likert Question

Are you interested in purchasing or leasing an electric vehicle?

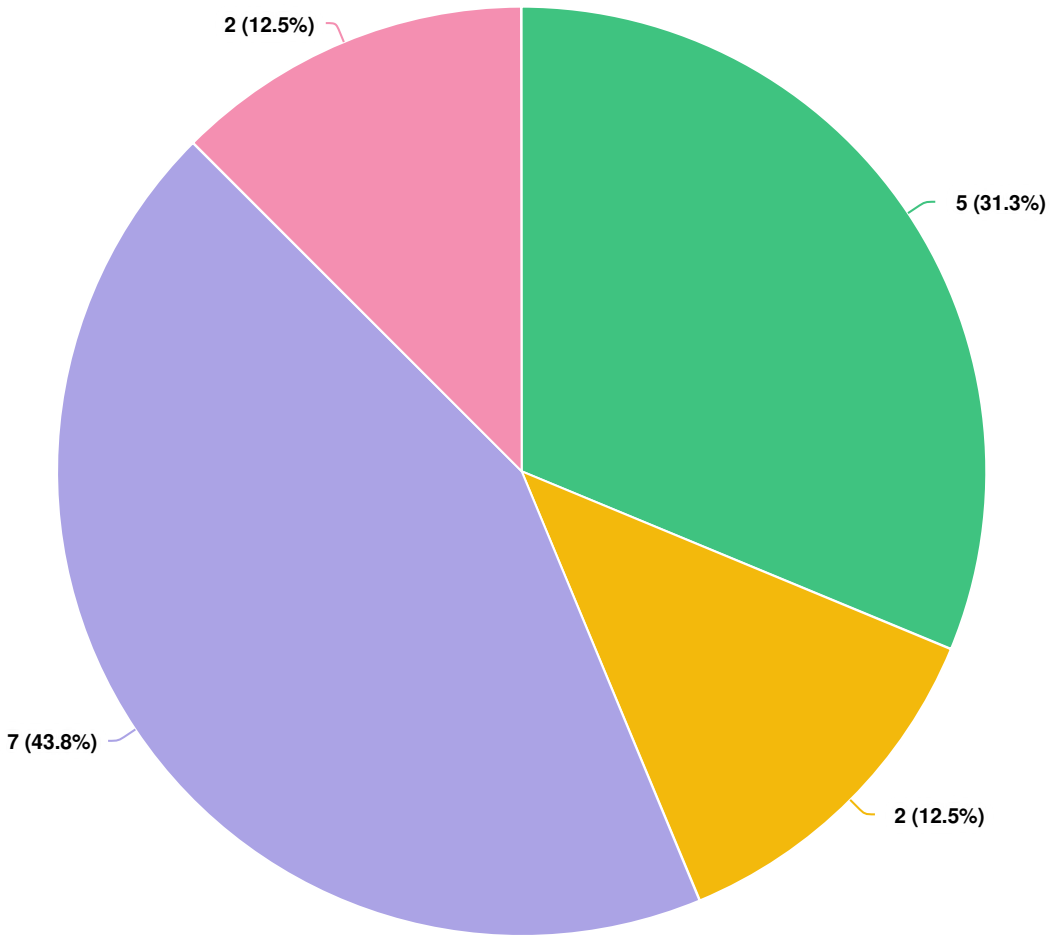

Question options

I already own an electric bicycle
No
Yes, both a car/truck and a bicycle
Yes, a car or truck

Optional question (16 response(s), 0 skipped)

Question type: Radio Button Question

Which of the following do you see as barriers to purchasing an electric car or truck?

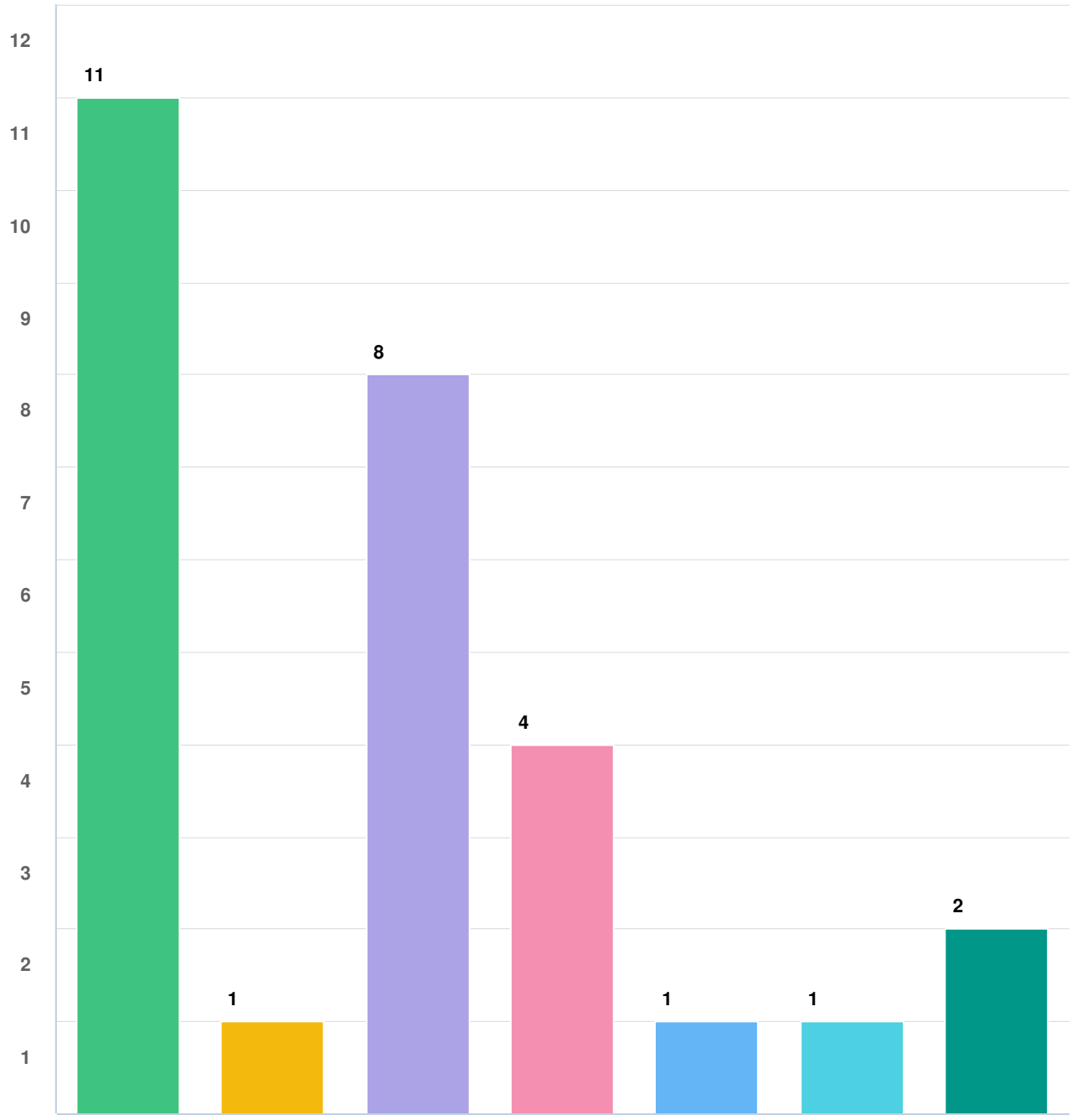

Question options

- Other (please specify)
- I'm not interested in purchasing an electric car or truck
- There are no barriers
- Maintenance – There aren't enough local mechanics to service and maintain electric vehicles
- Charging stations – I don't know if there are charging stations for me to drive an electric vehicle comfortably without risking running out of power
- Availability – It's hard to find one to purchase or lease
- Cost

Optional question (16 response(s), 0 skipped)

Question type: Checkbox Question

If the City were to invest in infrastructure to support lower transportation emissions, where would you prefer they focus?

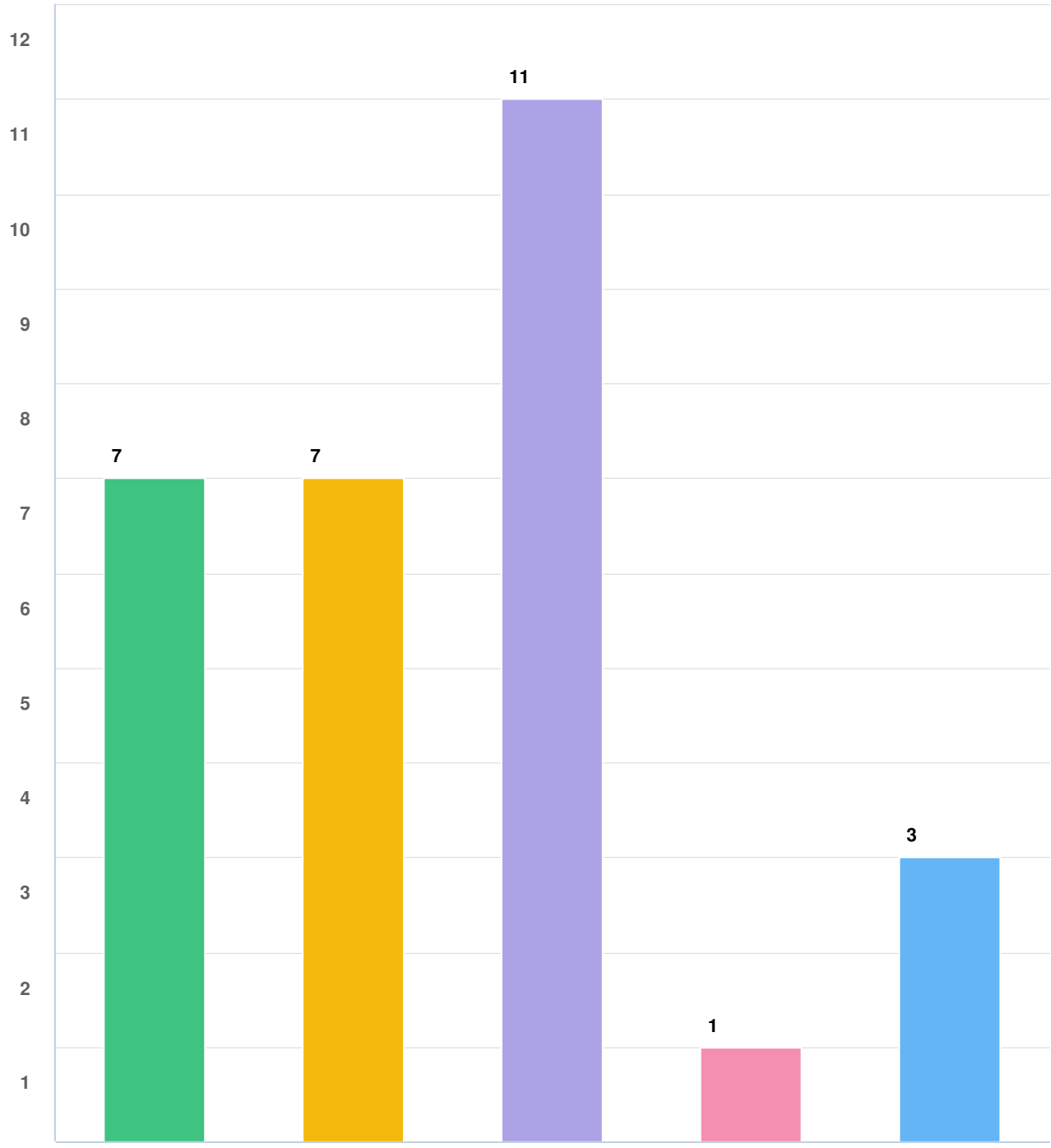

Question options

- Other (please specify)
- None of the above
- Expand infrastructure to make it more convenient and safer to walk and bicycle
- Expand bus transit service
- Infrastructure to support zero emissions vehicles, e.g., installing electric vehicle charging stations

Optional question (16 response(s), 0 skipped)

Question type: Checkbox Question

Q17. City Advocates: Please rate your degree of support for the following possible future action.



Optional question (16 response(s), 0 skipped)

Question type: Likert Question

The actions of individual households can make a difference in maintaining a healthy and adequate supply of water. What would encourage you to conserve water at home?

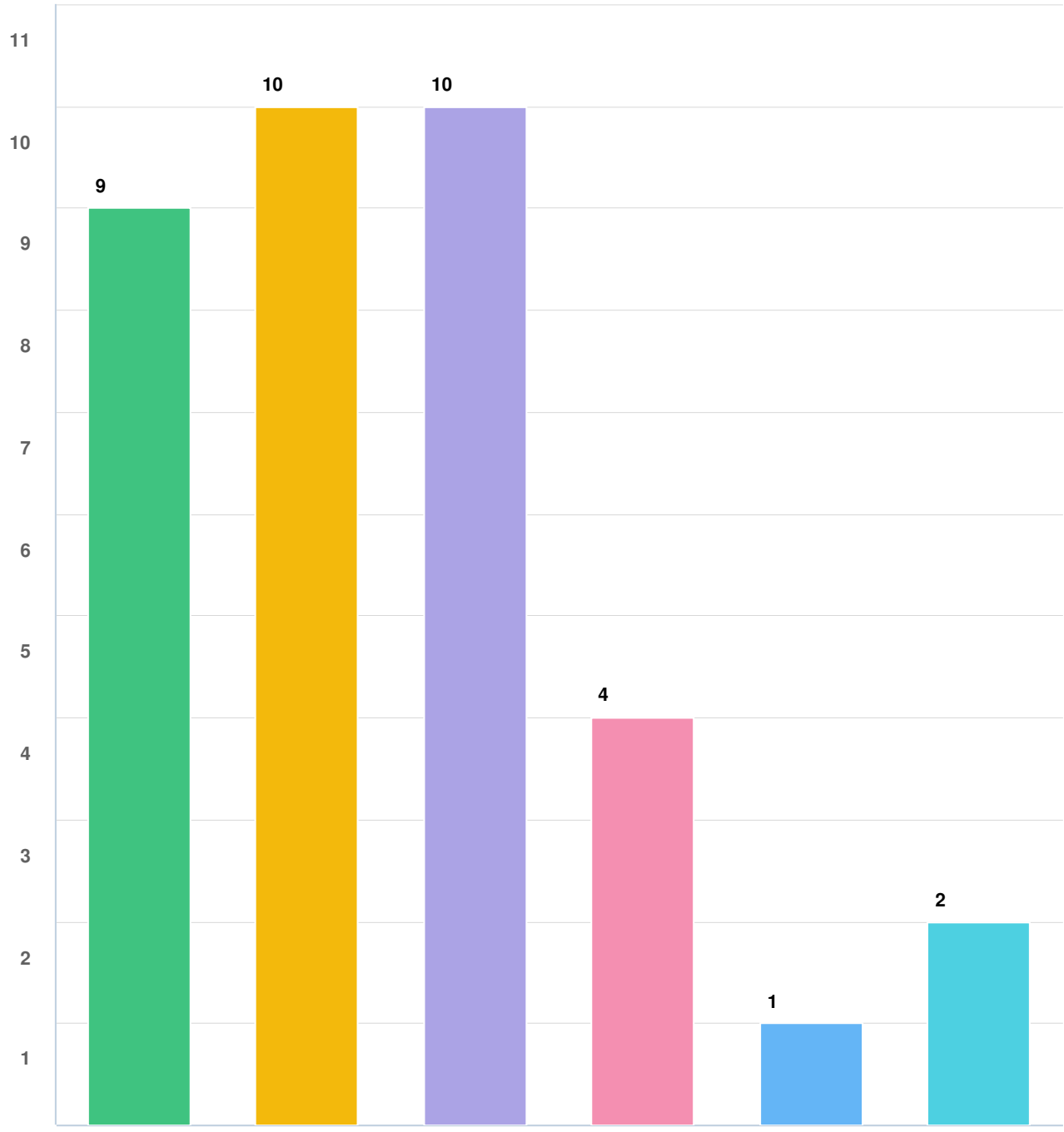

Question options

- Other (please specify)
- I'm not interested in conserving water at home
- I already conserve water and don't think there is more I can do
- Knowing that I am helping to protect salmon and other fish and wildlife
- Knowing that I am helping to protect the environment
- Knowing that I will save money on water and sewer bills

Optional question (15 response(s), 1 skipped)

Question type: Checkbox Question

Which of the following are barriers to conserving water at home?

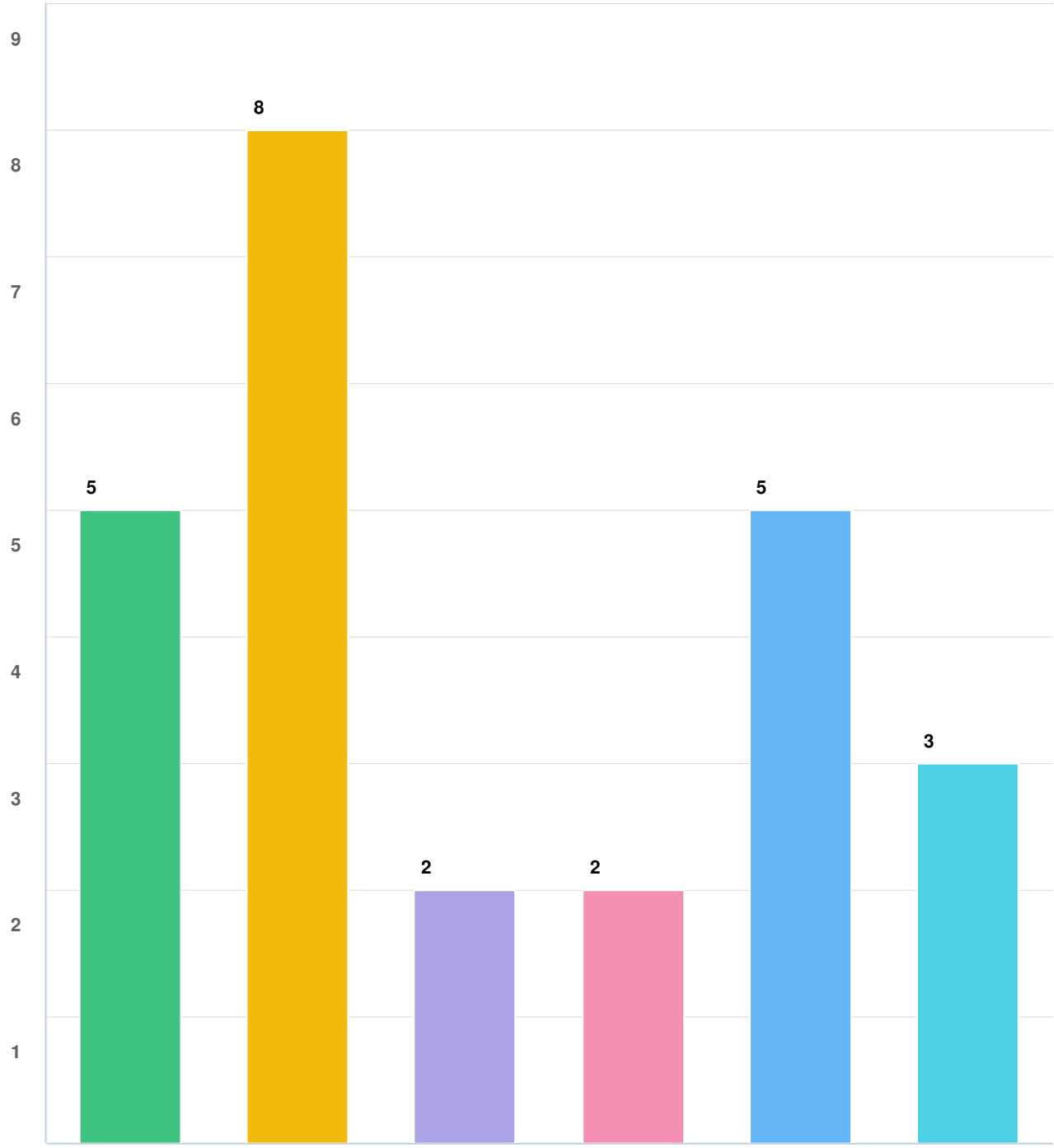

Question options

- Other (please specify)
- There are no barriers
- I don't have enough information to answer at this time
- I don't control how much water is used in my household
- I need information on how to conserve
- Cost of installing or replacing equipment

Optional question (16 response(s), 0 skipped)

Question type: Checkbox Question

City Operations: Please rate your degree of support for the following possible future operations the City might consider:

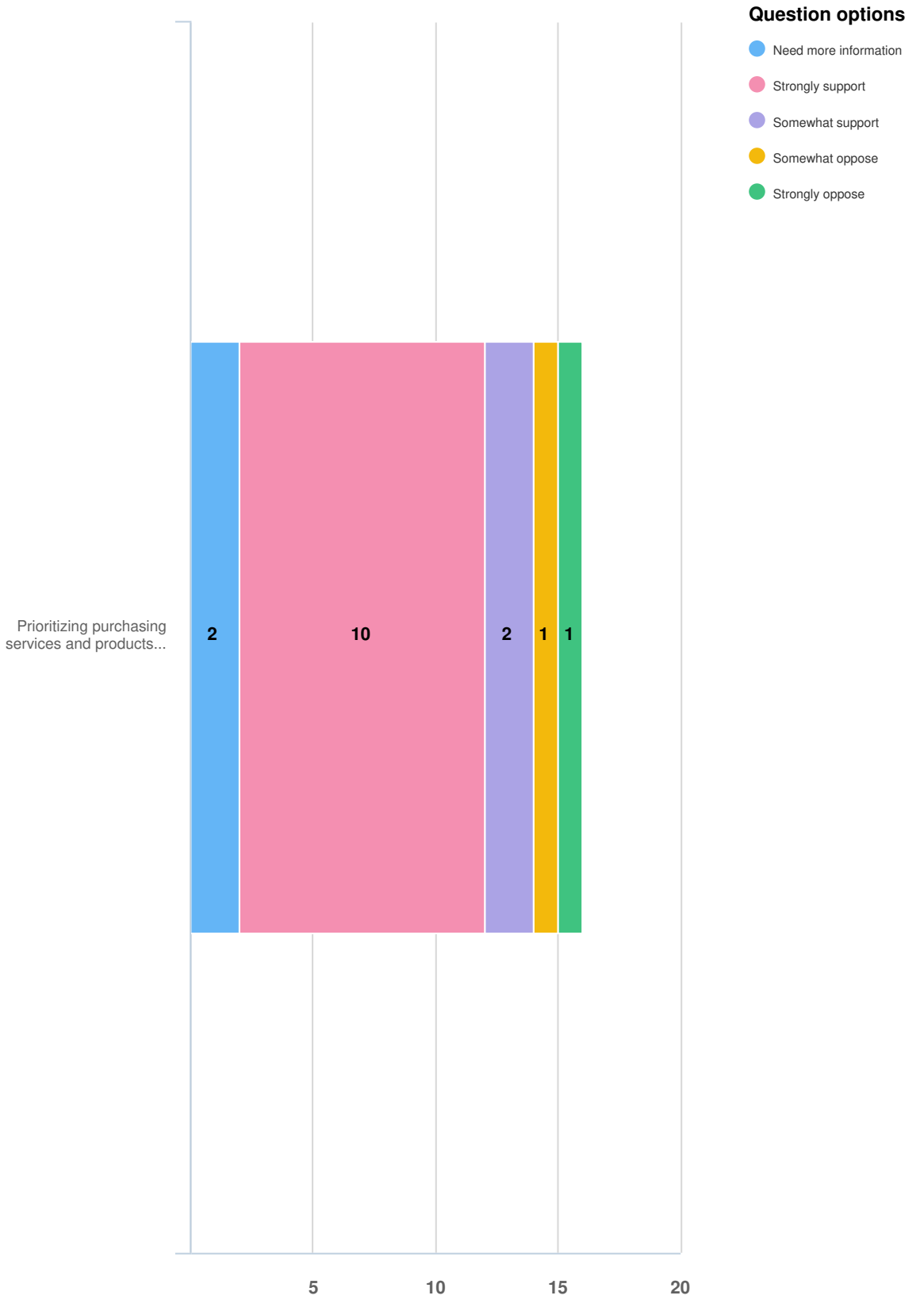

Optional question (16 response(s), 0 skipped)

Question type: Likert Question

City Supports Action in the Community (education, incentives, regulations, grants, etc.): Please rate your degree of support for each of the following possible future actions.

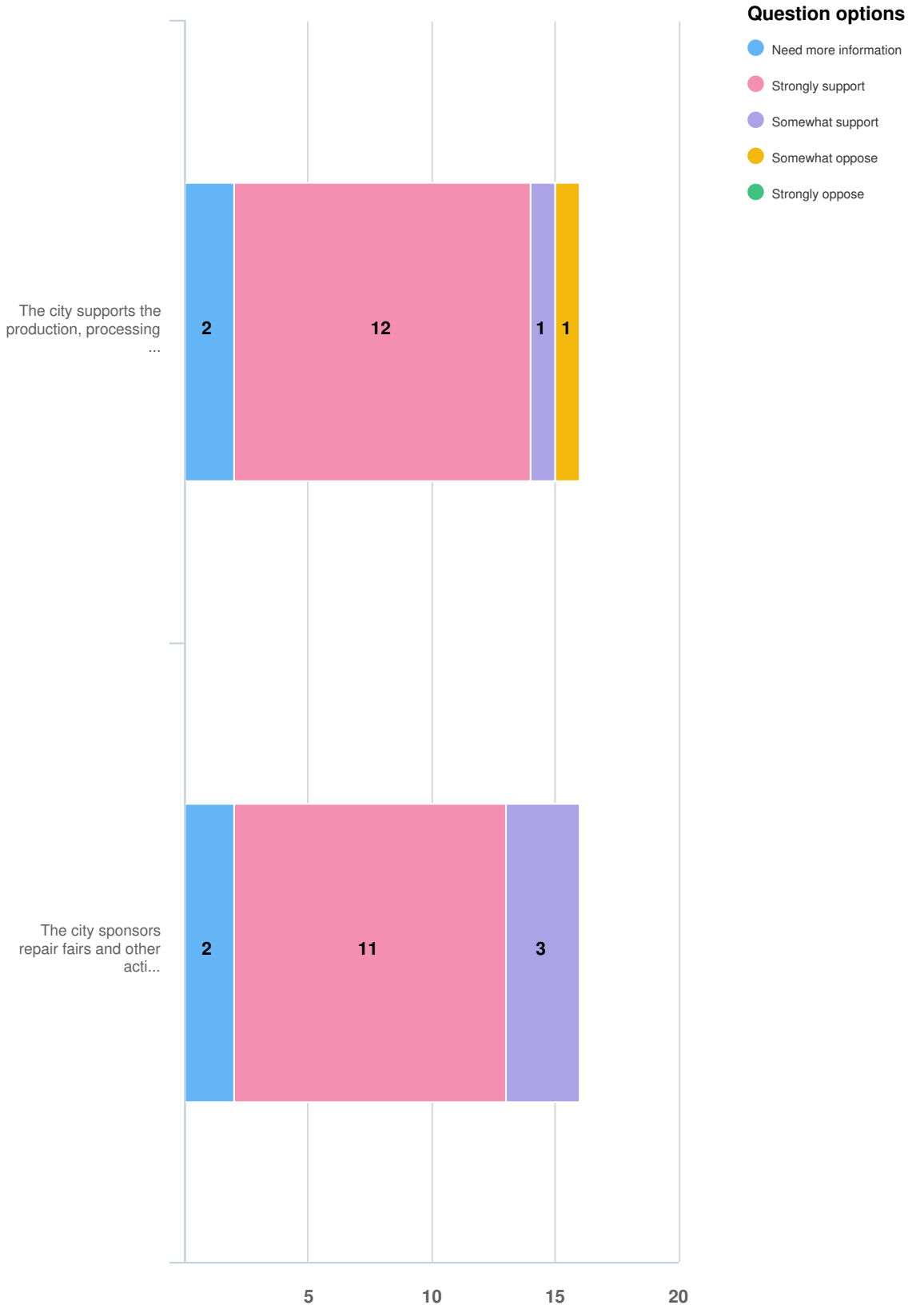

Optional question (16 response(s), 0 skipped)

Question type: Likert Question

City Advocates: Please rate your degree of support for each of the following possible future actions.

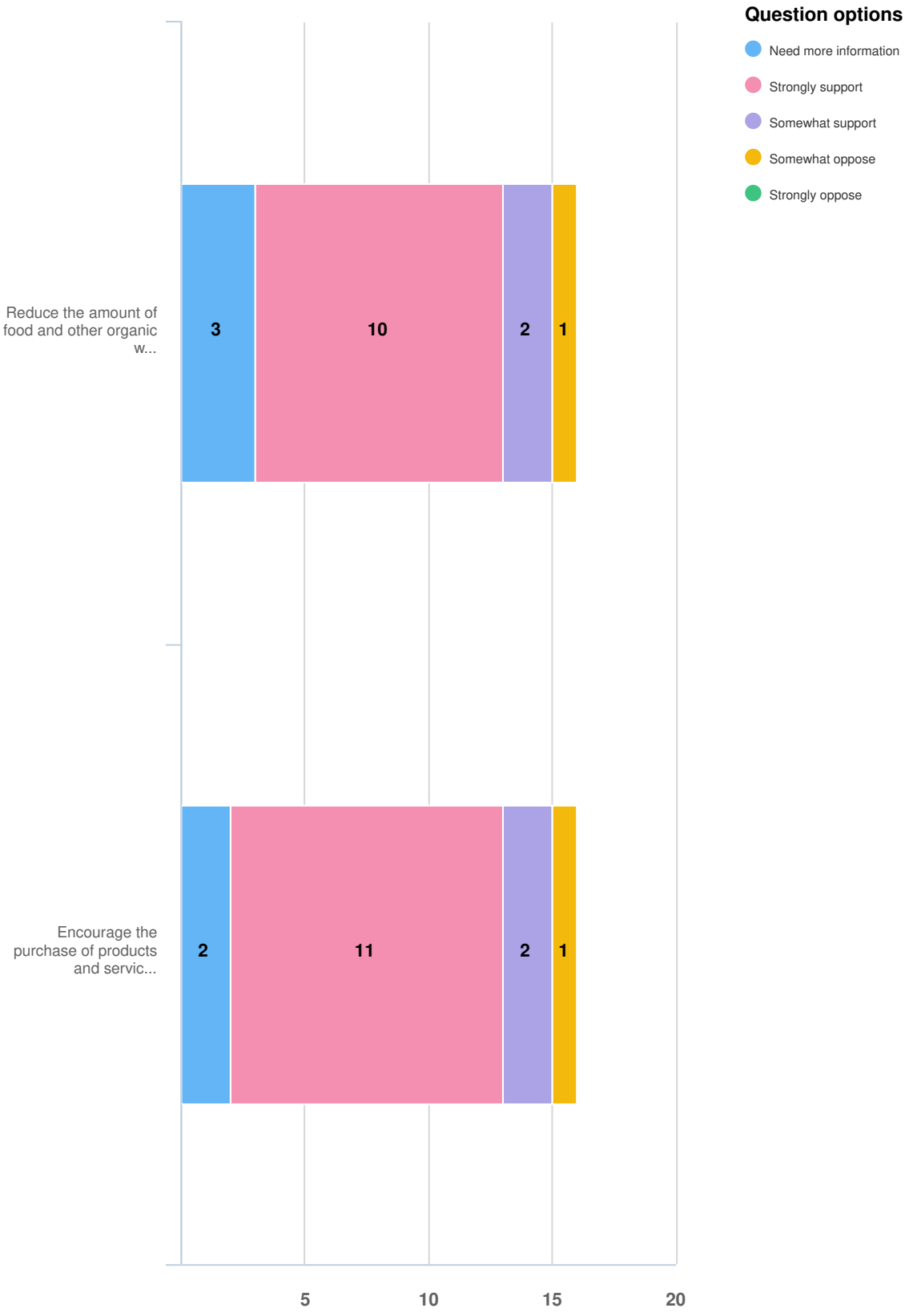

Optional question (16 response(s), 0 skipped)

Question type: Likert Question

The amount of waste we create is impacted by individual decisions (how much we buy, what we buy, how we take care of what we buy, what we do with things when we are done with them, etc.) How interested are you in reducing your waste?

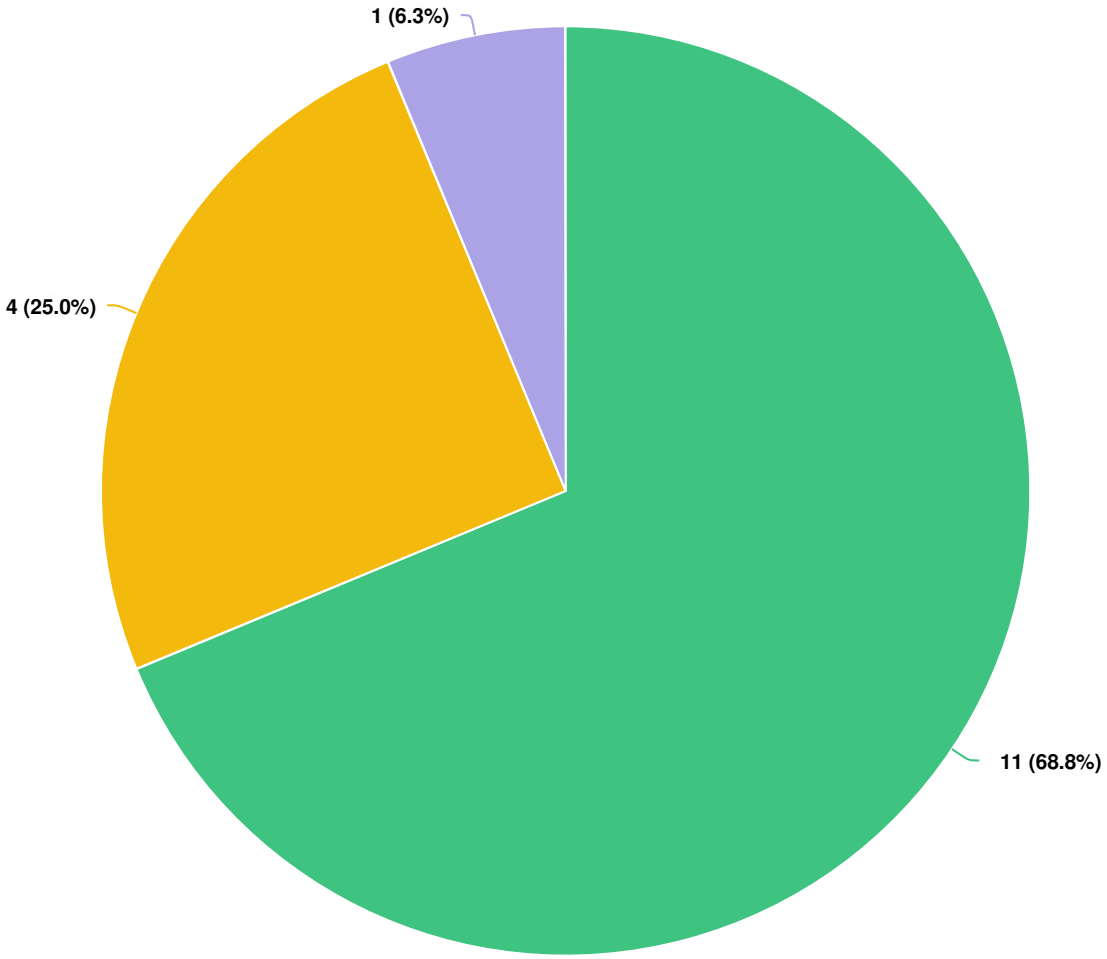

Question options

Not at all interested Somewhat interested Very interested

Optional question (16 response(s), 0 skipped)

Question type: Radio Button Question

What support would you need to help you reduce your waste?

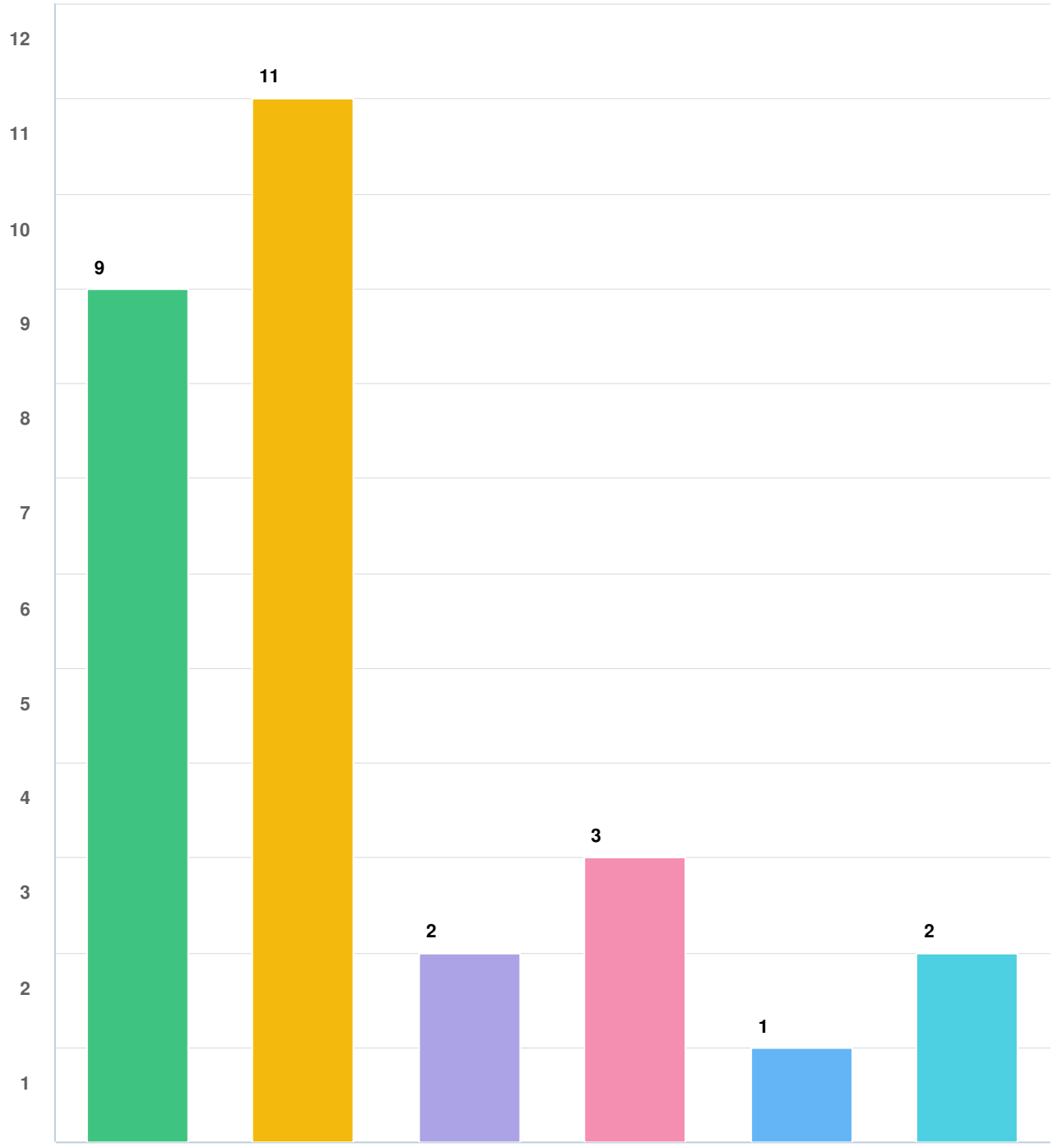

Question options

Other (please specify) | I am not interested in making these changes | I have already made these changes
Authority or permission from a building owner | Information on how to make these changes yourself
Educational materials on the value of reducing waste

Optional question (16 response(s), 0 skipped)

Question type: Checkbox Question

City Operations: Please rate your degree of support for the following possible future action.



Optional question (16 response(s), 0 skipped)

Question type: Likert Question

City Advocates: Please rate your degree of support for the following possible future action.



Optional question (15 response(s), 1 skipped)

Question type: Likert Question

Tell us which of these apply to you (check all that apply)

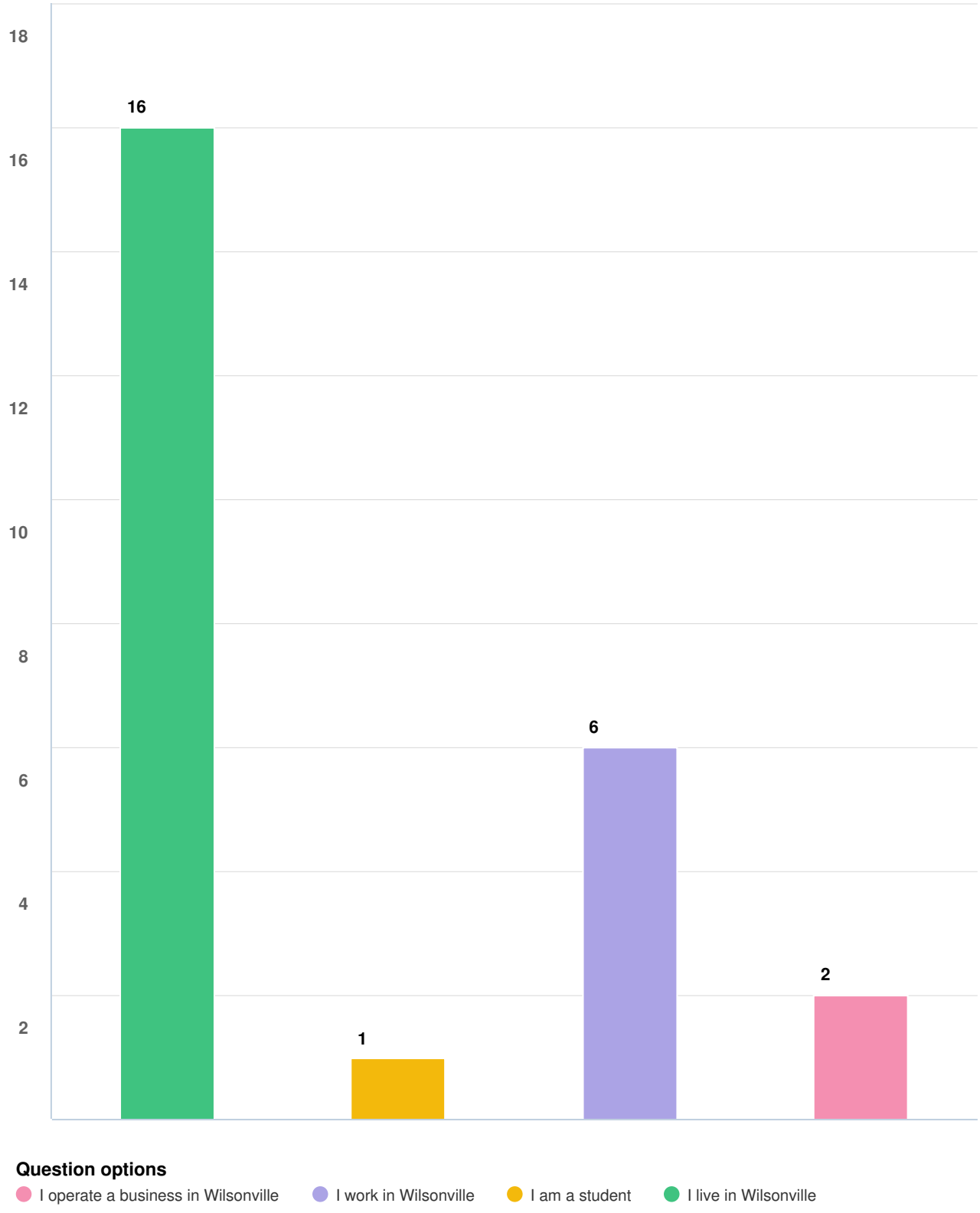

Optional question (16 response(s), 0 skipped)

Question type: Checkbox Question

How do you identify?

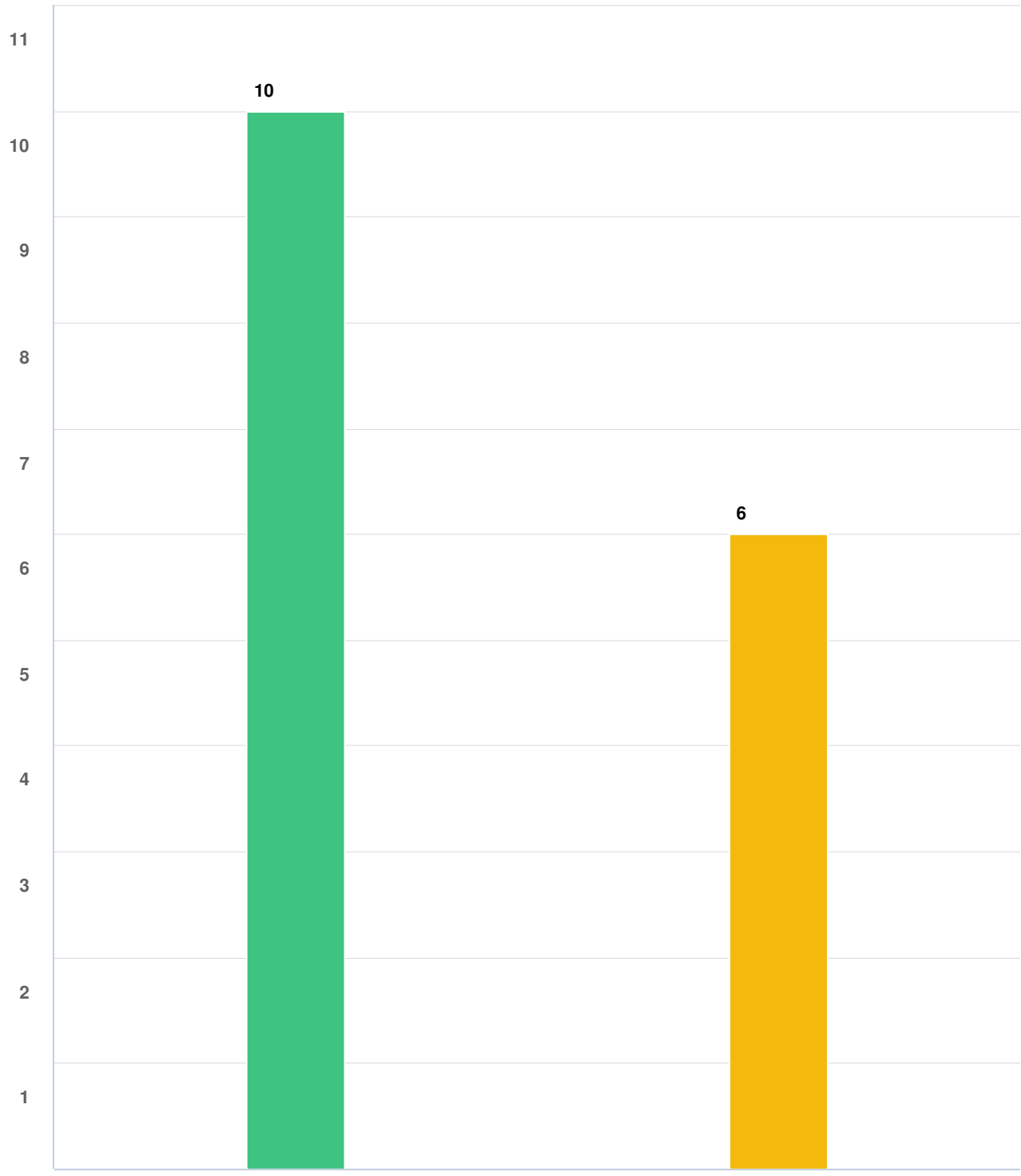

Optional question (16 response(s), 0 skipped)

Question type: Checkbox Question

What is your age?

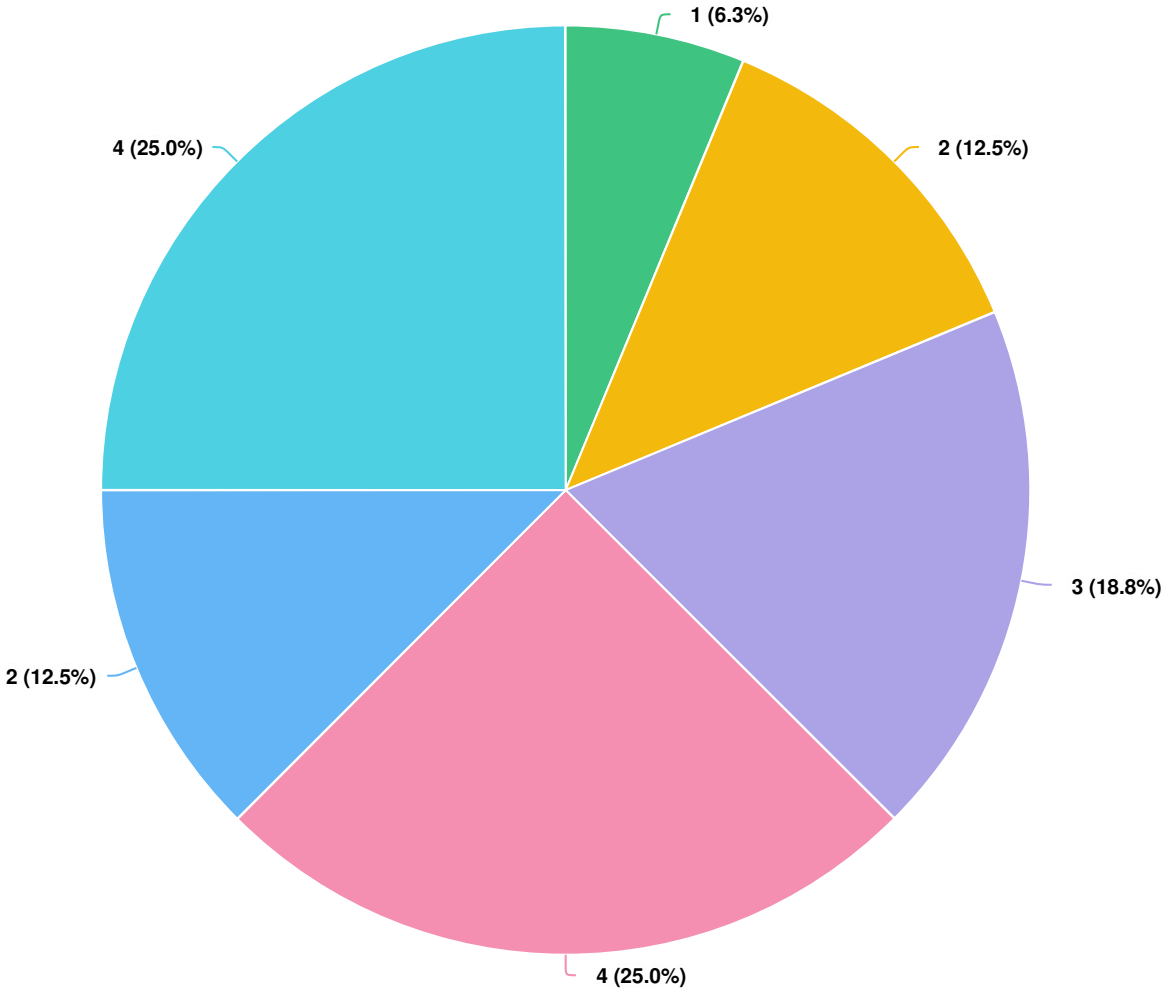

Question options

65 or older | 55-64 | 45-54 | 35-44 | 25-34 | 18-24

Optional question (16 response(s), 0 skipped)

Question type: Radio Button Question

With which racial or ethnic group(s) do you identify?

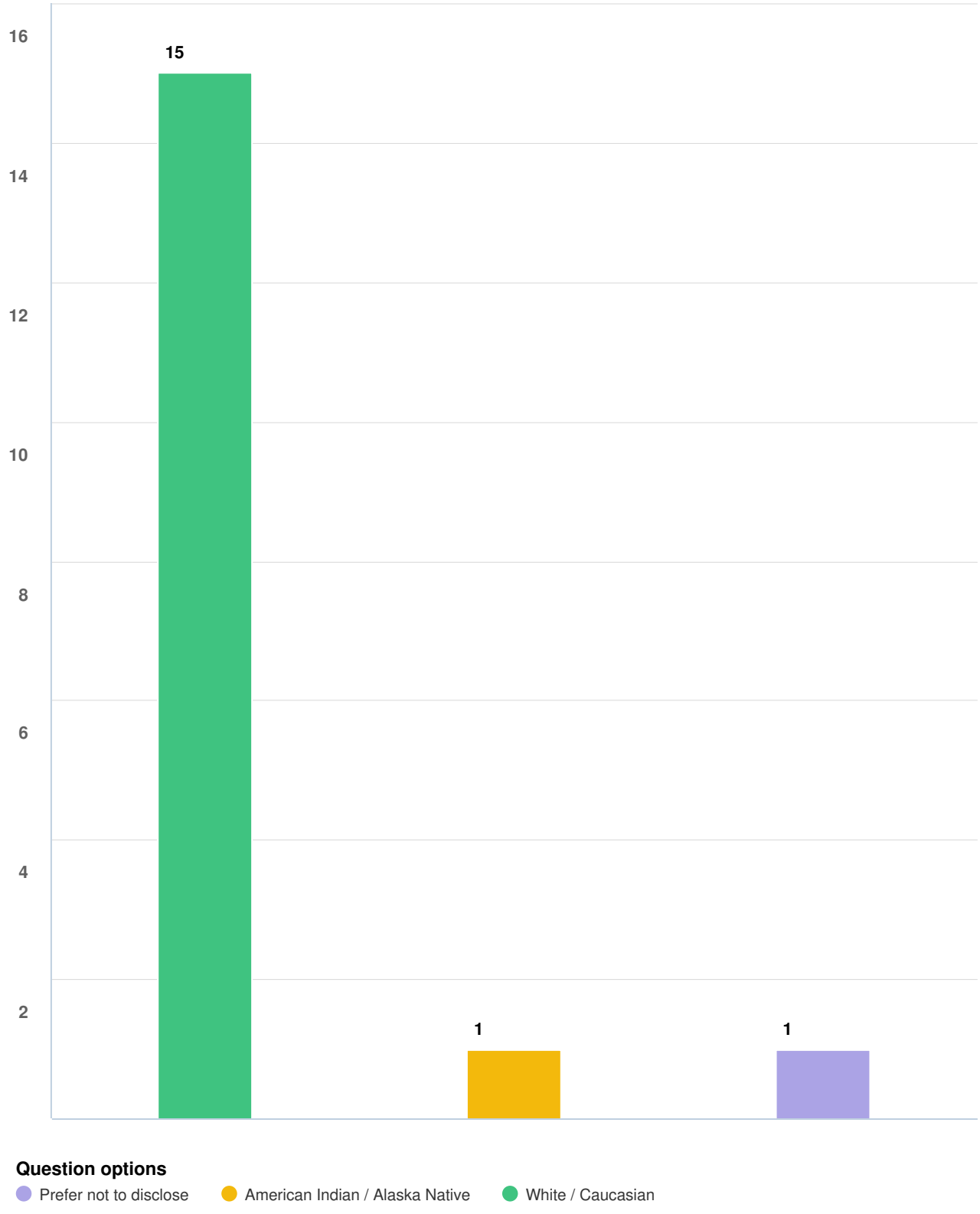

Optional question (16 response(s), 0 skipped)

Question type: Checkbox Question

Do you identify as:

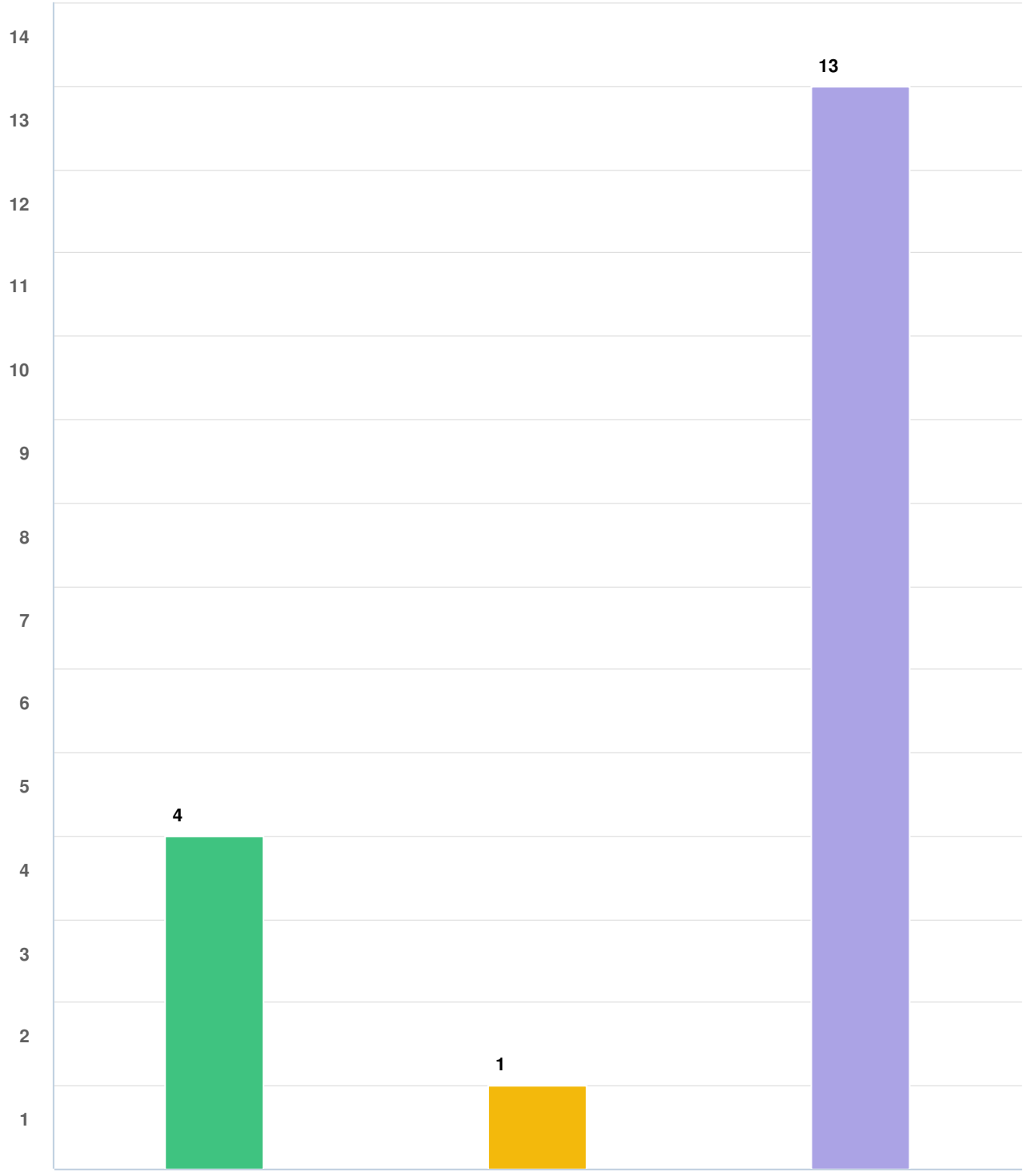

Optional question (16 response(s), 0 skipped)

Question type: Checkbox Question

Do you own or rent your current residence?

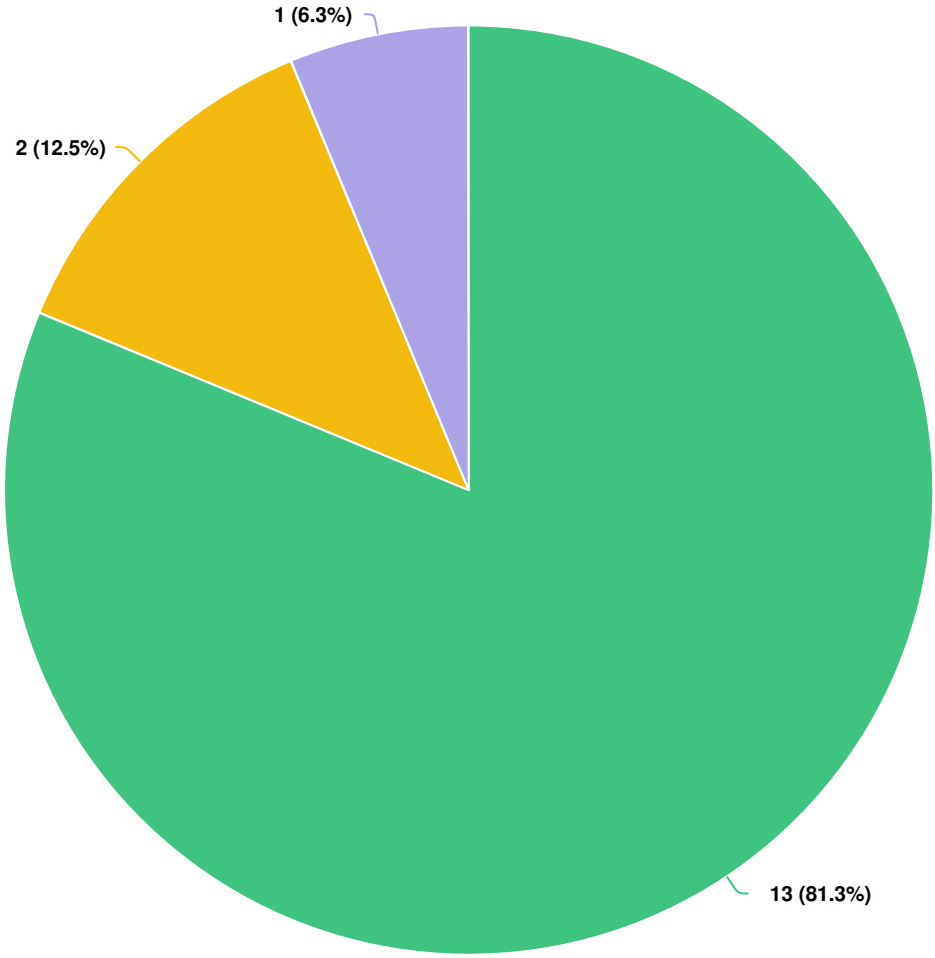

Question options

Other (please specify) Rent Own

Optional question (16 response(s), 0 skipped)

Question type: Radio Button Question

How do you most often travel for routine daily trips (e.g., to work, shopping, medical appointments, etc.)?

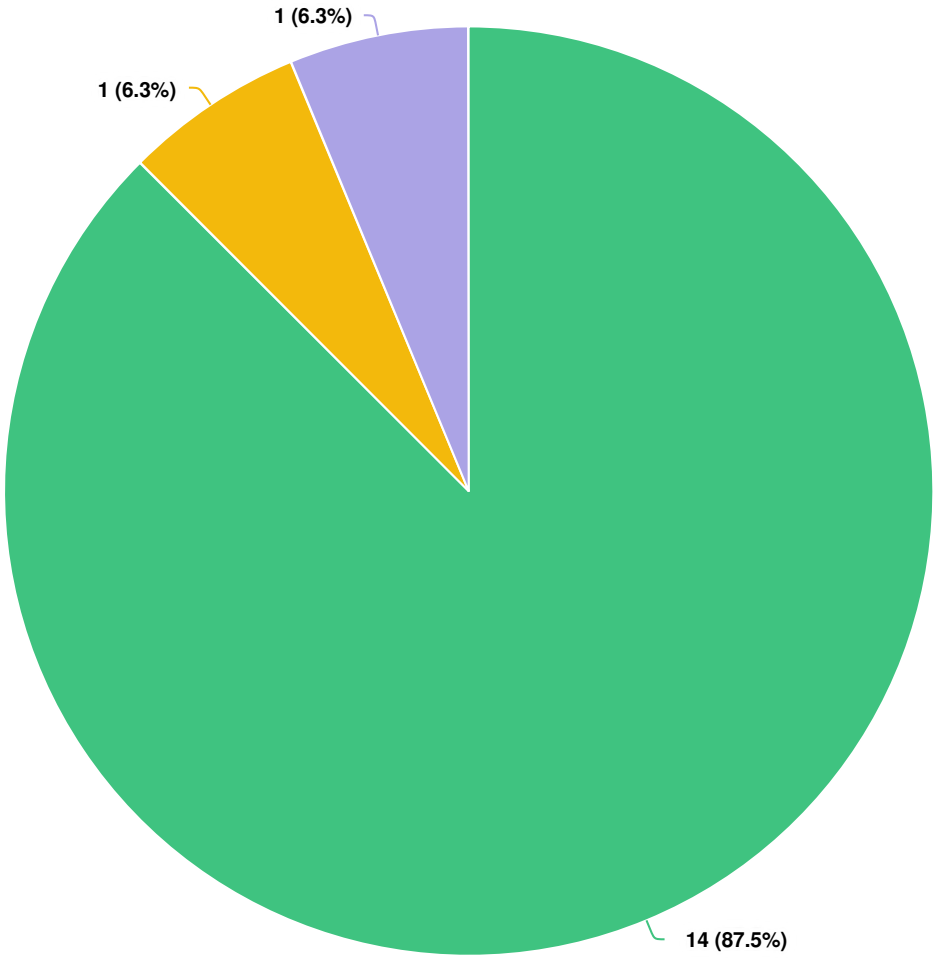

Question options

- Bicycle
- Carpool (ride in a personal vehicle with at least one other person)
- Personal vehicle (car, truck, van or motorcycle)

Optional question (16 response(s), 0 skipped)

Question type: Radio Button Question

What types of transportation methods have you used within the past year?

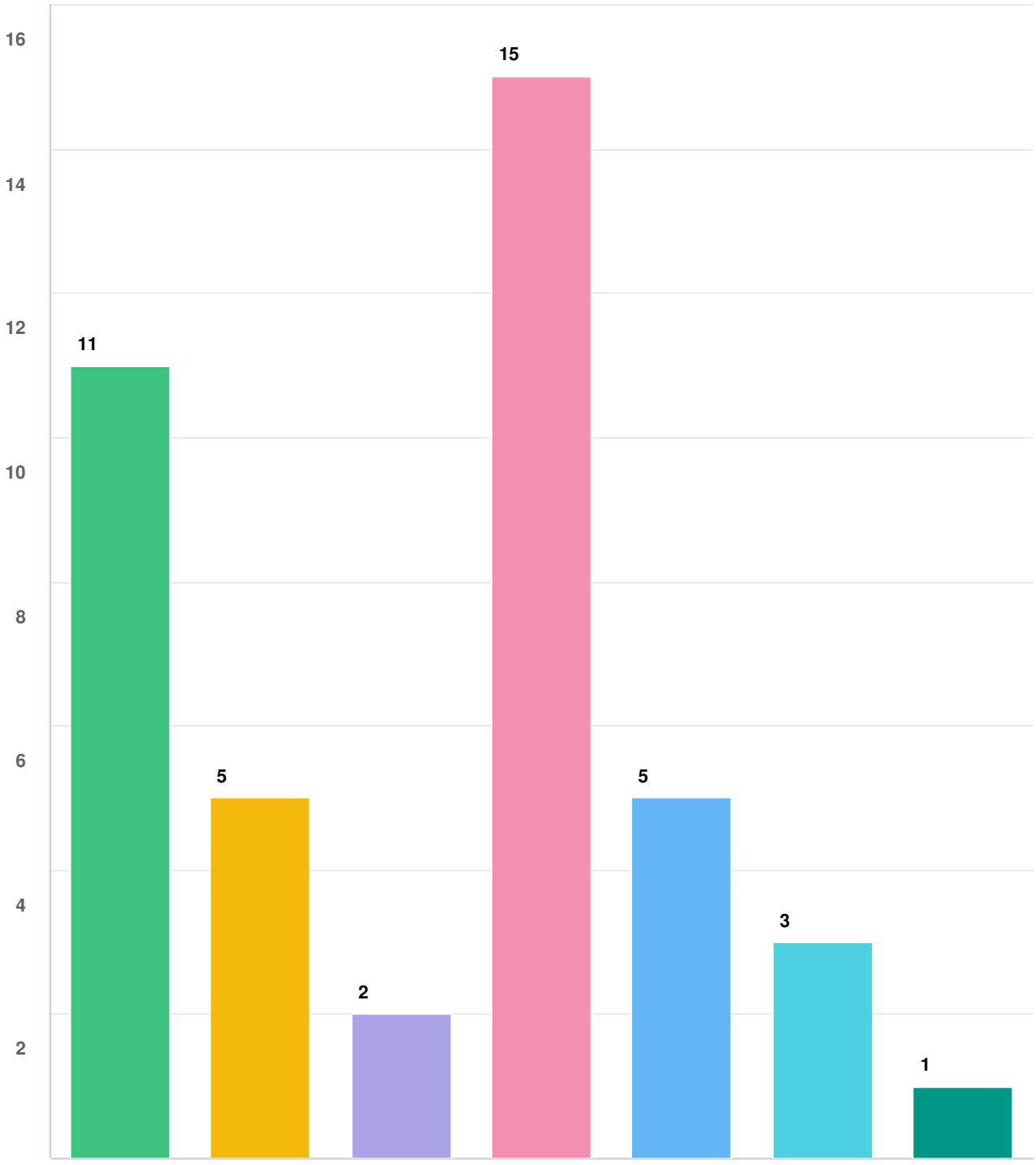

Optional question (16 response(s), 0 skipped)

Question type: Checkbox Question

How did you learn about this survey?

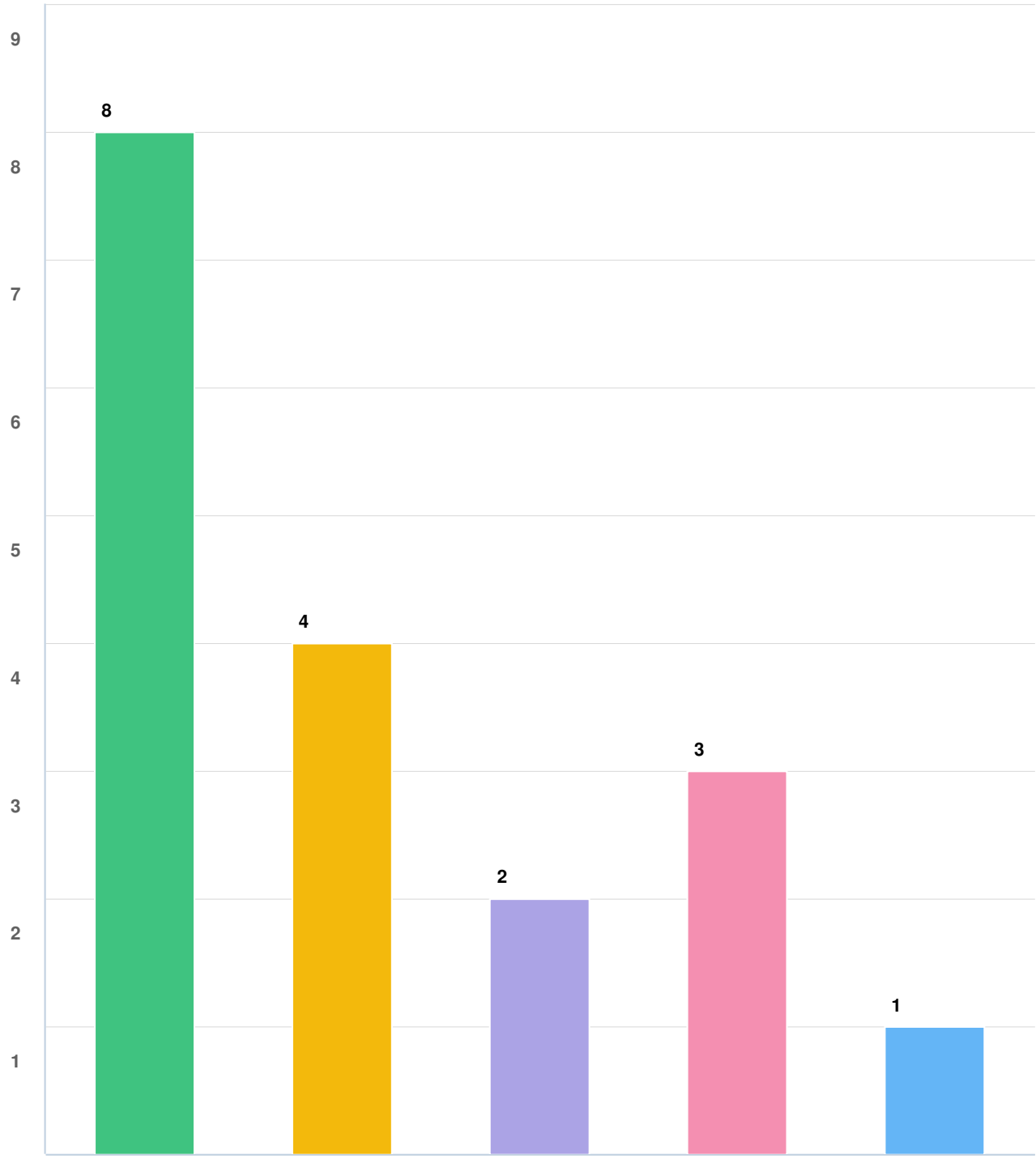

Optional question (16 response(s), 0 skipped)

Question type: Checkbox Question

WILSONVILLE
OREGON

CLIMATE ACTION PLAN

Business and Industry Forum



January 16, 2025
12–1 pm

You are invited to attend a virtual forum to discuss the development of the City's Climate Action Plan. We would like to understand your priorities and needs in shaping the vision for the Plan.

Zoom meeting link: https://us02web.zoom.us/j/86195178104

In addition, please take 10 - 15 minutes to complete a survey posted on the City's website. The survey closes on January 10th.

SCAN HERE FOR SURVEY :

For more information, please contact Kerry Rappold, Natural Resources Manager, at 503-570-1570 or rappold@ci.wilsonville.or.us.

WILSONVILLE
OREGON

CLIMATE ACTION PLAN
OPEN HOUSE

You are invited to attend an open house to discuss the development of the City's Climate Action Plan. We would like to understand your priorities and needs in shaping the vision for the Plan.

January 16, 2025
6 – 8 pm

Wilsonville City Hall, Willamette River Room (2nd floor)
29799 SW Town Center Loop E



For more information, please visit Let's Talk, Wilsonville! :

Climate Action Plan

Draft Low Carbon Actions

Buildings and Development:

- 30% of new housing developed in Town Center
- 25% of new buildings are net-zero by 2030, and 50% by 2040
- Retrofit buildings to achieve 50% thermal savings and 10% plug load savings
- 90% of existing buildings have air source heat pumps by 2040

Aspirations: How will this positively affect you and Wilsonville?

1. More walkable housing options.
2. Closer, denser, and sustainable housing would be great for our carbon footprints and make our community safer and tighter knit.
3. A denser, mor urban, more centralized Wilsonville.
4. 30% of housing in Town Center creates a true hub for all types of activities and living space.
5. Keeping green spaces accessible and nearby.

Concerns: How might this negatively affect you and Wilsonville?

1. This plan should include mixed uses. Housing alone doesn't cut it.
2. We shouldn't just try to redevelop Town Center. We should also redevelop some parking lots in Old Town Square and up-scale housing and erect some corner stores in places like River Fox.

Solutions: What are your ideas to make sure this benefits Wilsonville?

1. Require new homes to have all electric appliances – no gas.
2. Require new homes to have electric hybrid/heat-pump water heaters – no gas.
3. Require new home builders to offer a solar/PV system, including quote and break-even time frame and advise of 30% tax credit.

Climate Action Plan

Draft Low Carbon Actions

Renewable Energy and Energy Efficiency:

- 100% of new buildings include solar PV by 2035
- 30% of customers procure carbon-free electricity by 2030
- 20% reduction in industrial energy use

Aspirations: How will this positively affect you and Wilsonville?

1. Less emissions and more electricity to go around.
2. New buildings will have less electrical utility costs

Concerns: How might this negatively affect you and Wilsonville?

1. Mandating industry to use less energy might cause them to move shop.
2. A 20% reduction in industrial energy use could harm our local industries who generate a lot of tax dollars. Perhaps we can incentivize them?

Solutions: What are your ideas to make sure this benefits Wilsonville?

1. Contact HBA about the concept of City mandate for all electric appliances in new home construction.
2. Mandate electric hybrid/heat pump water homes in new homes.
3. Require new home builders to offer/quote solar to buyers; include break-even point calculation and advise of 30% federal tax credit.
4. Include Energy Trust of Oregon in public outreach.
5. Outreach into the actual neighborhoods with trained volunteers to talk about the plan and get them involved.

Climate Action Plan

Draft Low Carbon Actions

Transportation and Mobility Systems:

- 100% of new light-vehicles electric by 2035
- 100% of new heavy-duty vehicles electric by 2040
- Mode shift to: 8% carpool, 14% walk, 12% bike, 16% transit by 2040

Aspirations: How will this positively affect you and Wilsonville?

1. I would like to drive less.
2. I would like to take the bus more.
3. More and safer bike infrastructure would be great for community health and well-being.

Concerns: How might this negatively affect you and Wilsonville?

1. 100% of light-vehicles seems ambitious but doable, but heavy-duty vehicles being mandated sounds near impossible. The bike share, walk share, and transit share of the modal shift should be enlarged.

Solutions: What are your ideas to make sure this benefits Wilsonville?

1. Create vastly more bike and transit infrastructure. Should be priority over electric cars.
2. Continue using and promoting SMART transit.
3. Educate the public on electric vehicles and work to create tax benefits.

Climate Action Plan

Draft Low Carbon Actions

Waste Reduction and Green Infrastructure:

- 50% of organic waste reduced or diverted from landfill by 2030
- Increase the urban tree canopy from 30% to 36% by 2046
- Continue to build and maintain green stormwater infrastructure

Aspirations: How will this positively affect you and Wilsonville?

1. Diverse wildlife habitat. Shade creates decreased temperature and clean air.
2. Decreasing the urban heat island effect, more shade.
3. Increases walkability and land value.

Concerns: How might this negatively affect you and Wilsonville?

1. Increase cost? Fire risk?
2. Taxpayer money logistics.

Solutions: What are your ideas to make sure this benefits Wilsonville?

1. Free native trees for residents to plant.
2. New home builders to offer plants/trees instead of lawn – drought resistant native plants.
3. Encourage less water use for lawns – especially as HOAs currently require.
4. Please keep trees in as many places as possible – the canopy helps wildlife and climate.
5. Making sure that tree elements are available for all of Wilsonville. Not just new communities.

City of Wilsonville's Climate Action Plan

Meridian Creek Middle School

January 31, 2025

Sustainability Solutions Group






ORLEANS
First settled as Indian portage
to Lake Pontchartrain and Gulf
Founded by him in honor of the
Duke of Orleans, Regent of France.
Called the Crescent City because of
location in bend of the Mississippi.

Changes in Animal
Migration and Life Cycles
Higher Temperatures
and More Heat Waves
More Droughts
and Wildfires
Stronger
Storms
Thawing
Permafrost
Rising
Sea Level
Warmer
Oceans





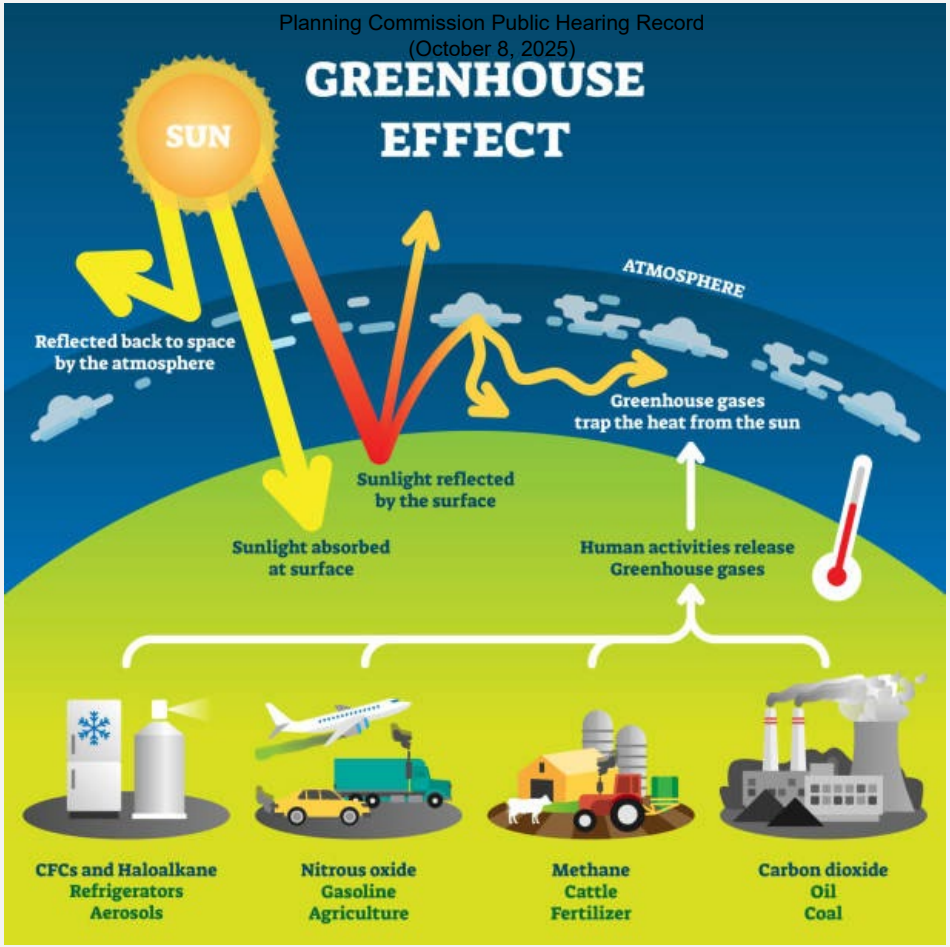
GREENHOUSE EFFECT
SUN
ATMOSPHERE
Reflected back to space by the atmosphere
Greenhouse gases trap the heat from the sun
Sunlight reflected by the surface
Sunlight absorbed at surface
Human activities release Greenhouse gases
CFCs and Haloalkane
Refrigerators
Aerosols
Nitrous oxide
Gasoline
Agriculture
Methane
Cattle
Fertilizer
Carbon dioxide
Oil
Coal

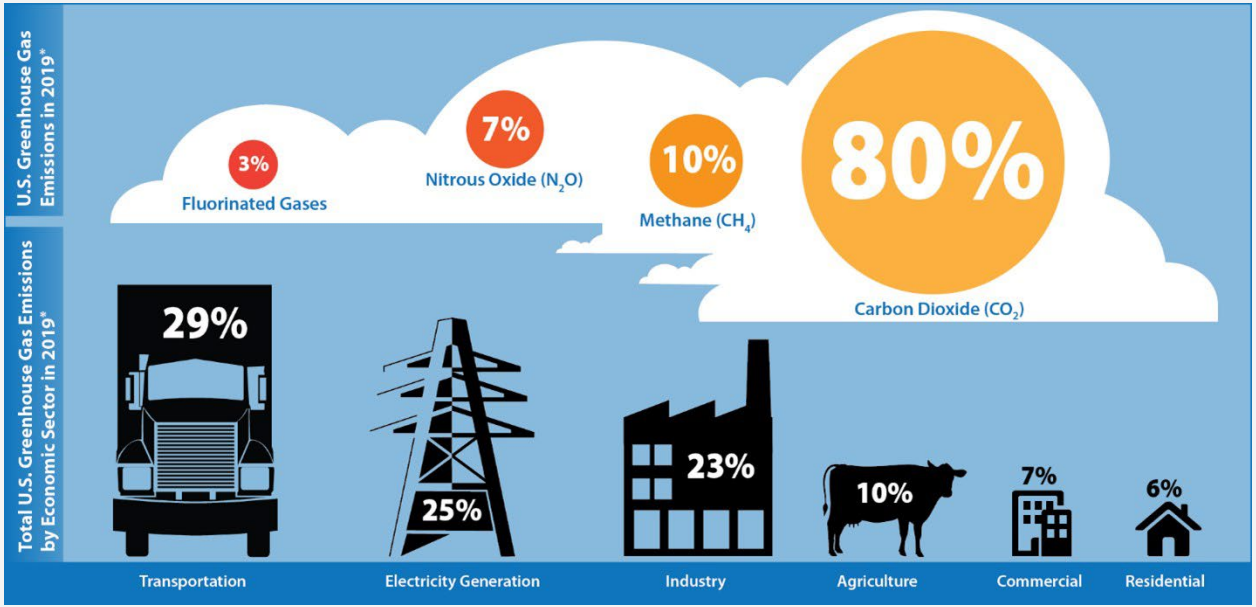
U.S. Greenhouse Gas Emissions in 2019*
3%
Fluorinated Gases
7%
Nitrous Oxide (N_2O)
10%
Methane (CH_4)
80%
Carbon Dioxide (CO_2)
Total U.S. Greenhouse Gas Emissions by Economic Sector in 2019*
29%
25%
23%
10%
7%
6%
Transportation
Electricity Generation
Industry
Agriculture
Commercial
Residential

What is a Climate Action Plan?

- A data-driven policy and actions pathway to achieve an emissions reduction target
- Includes:
  - Context
  - Energy & emissions projections
  - Engagement feedback
  - Recommended policies & actions



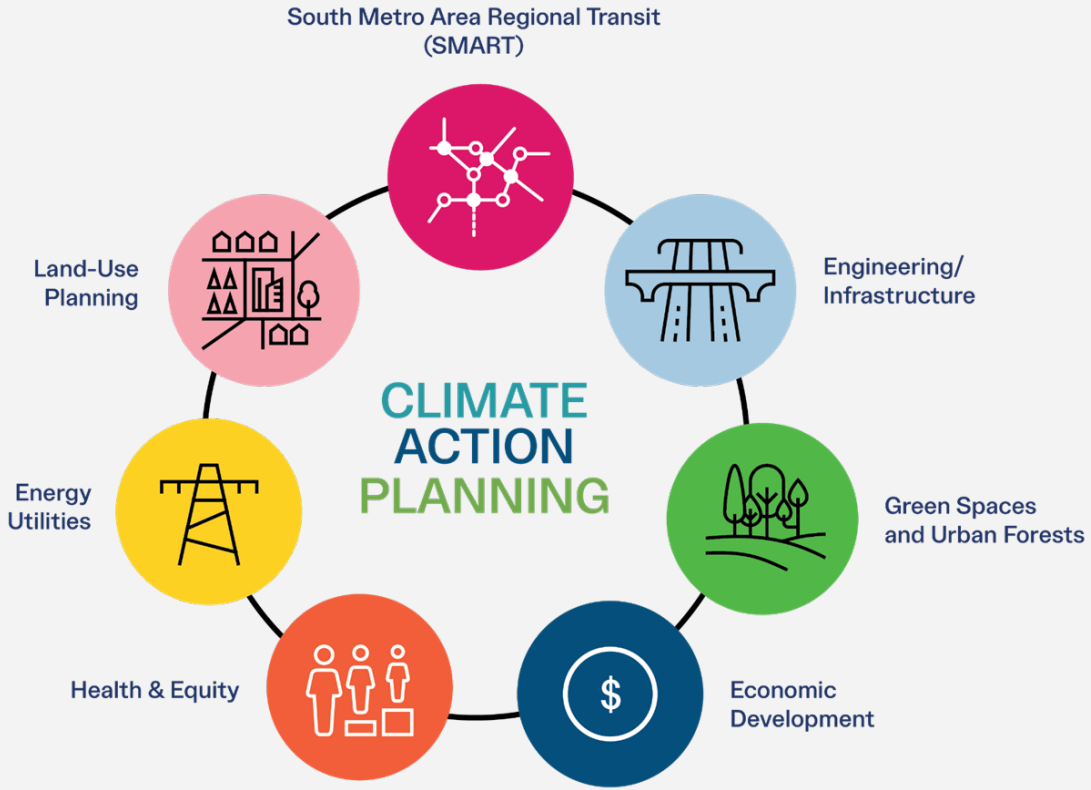
South Metro Area Regional Transit
(SMART)
Land-Use
Planning
Engineering/
Infrastructure
CLIMATE
ACTION
PLANNING
Energy
Utilities
Green Spaces
and Urban Forests
Health & Equity
$
Economic
Development

State Targets

Executive Order 20 - 04 (2020)

2035 — **45%** reduction below 1990 levels

2050 — **80%** reduction below 1990 levels by 2050

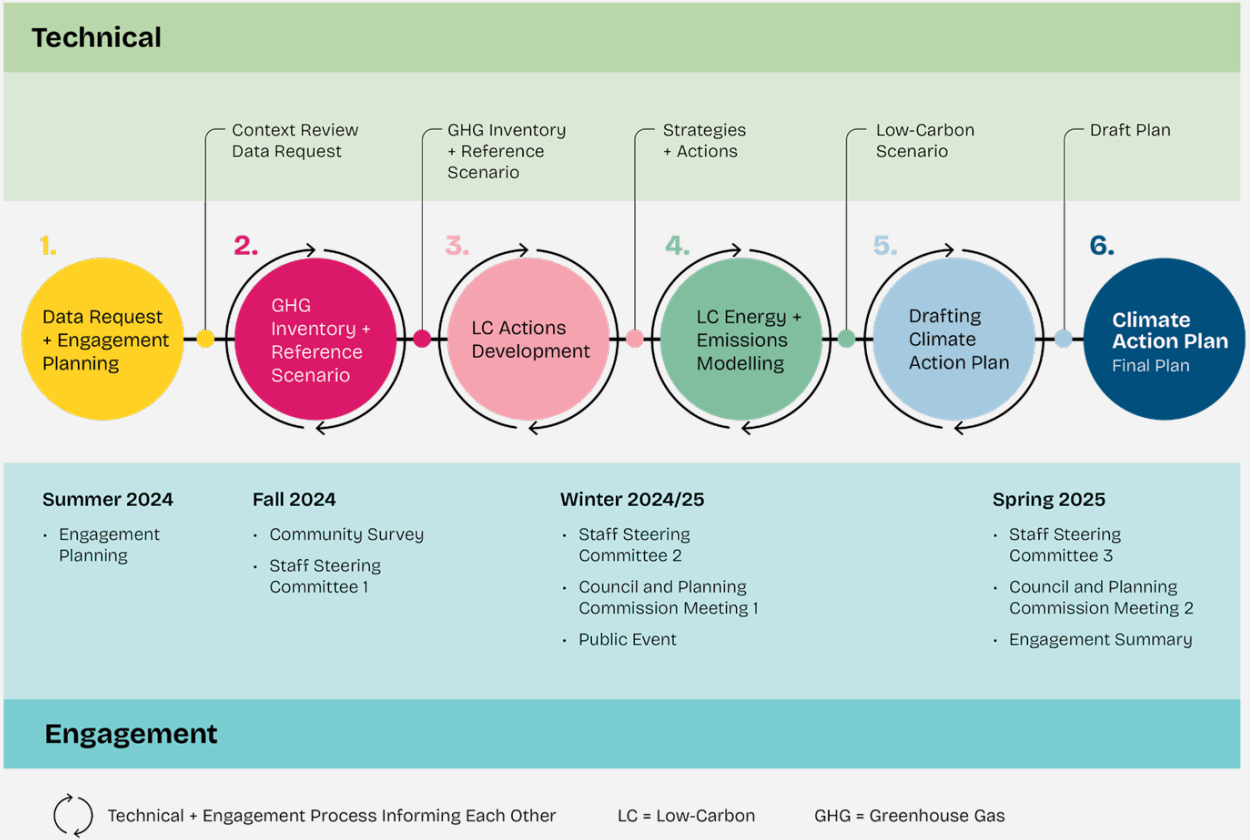
Technical
Context Review Data Request
GHG Inventory + Reference Scenario
Strategies + Actions
Low-Carbon Scenario
Draft Plan
1.
Data Request + Engagement Planning
2.
GHG Inventory + Reference Scenario
3.
LC Actions Development
4.
LC Energy + Emissions Modelling
5.
Drafting Climate Action Plan
6.
Climate Action Plan
Final Plan
Summer 2024
Engagement Planning
Fall 2024
Community Survey
Staff Steering Committee 1
Winter 2024/25
Staff Steering Committee 2
Council and Planning Commission Meeting 1
Public Event
Spring 2025
Staff Steering Committee 3
Council and Planning Commission Meeting 2
Engagement Summary
Engagement
Technical + Engagement Process Informing Each Other
LC = Low-Carbon
GHG = Greenhouse Gas

Public Support

Question: How important is the issue of climate change to you personally?

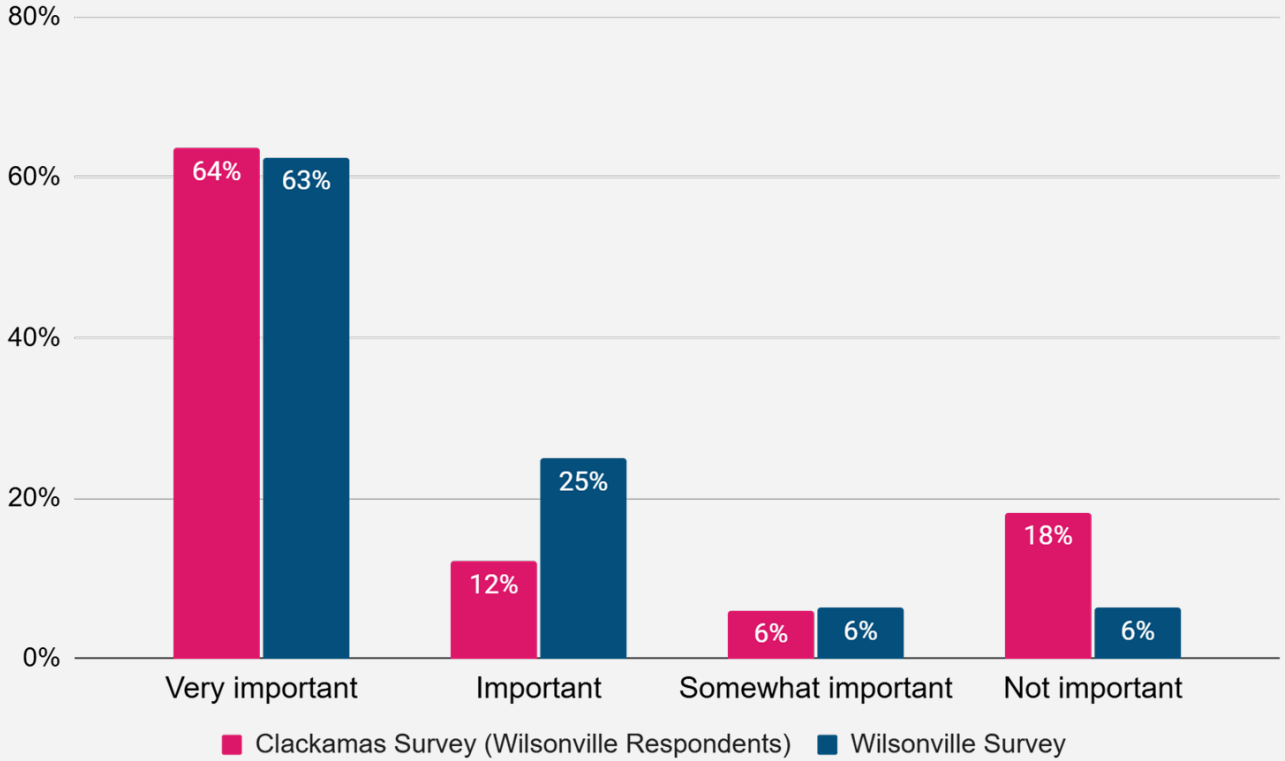

PART 2

Greenhouse Gas Inventory & Modelling

Sustainability Solutions Group

Greenhouse Gas Emissions, 2021

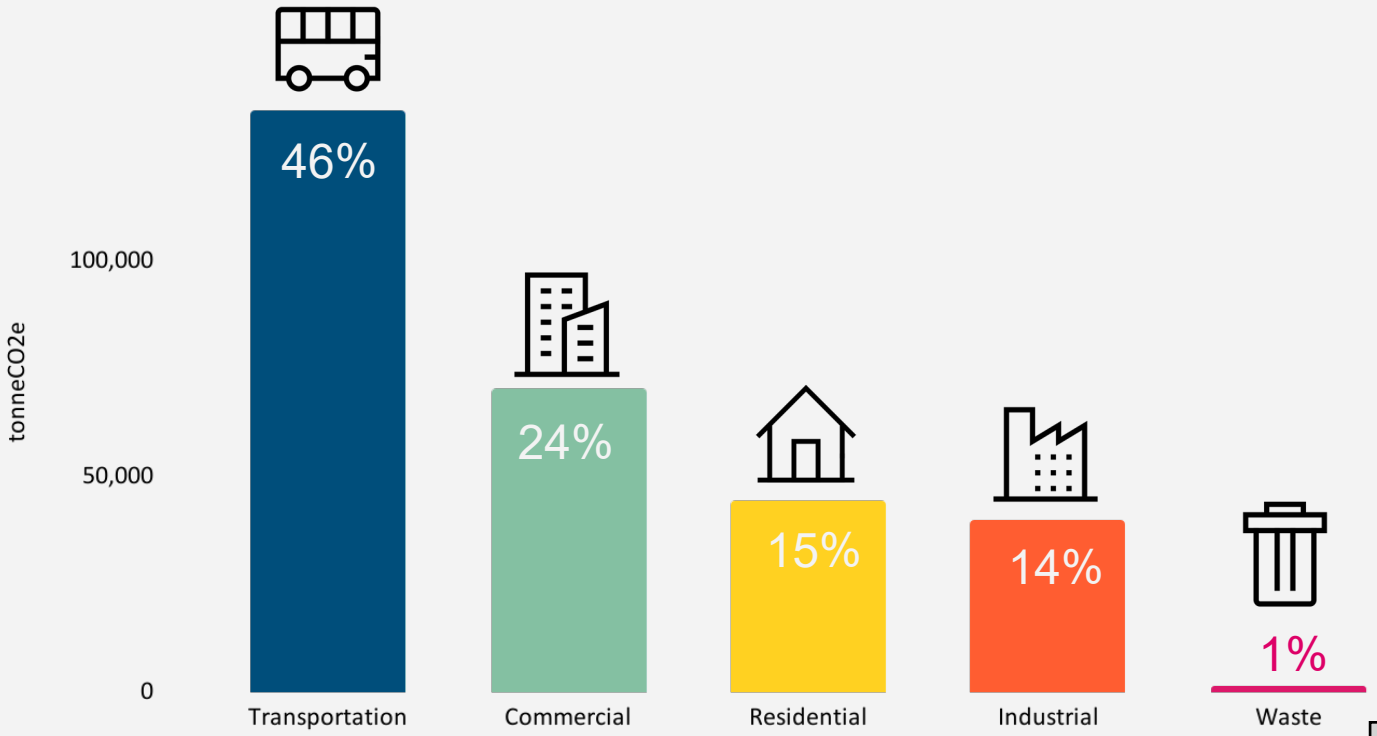

Modelling Overview

BAU

Business as Usual Scenario

Community growth and climate warming

BAP

Business as Planned Scenario

Approved and funded climate policies are implemented

LC

Low Carbon Scenario

Additional measures implemented to achieve the climate goals

Business as Usual Scenario

Greenhouse Gas Emissions

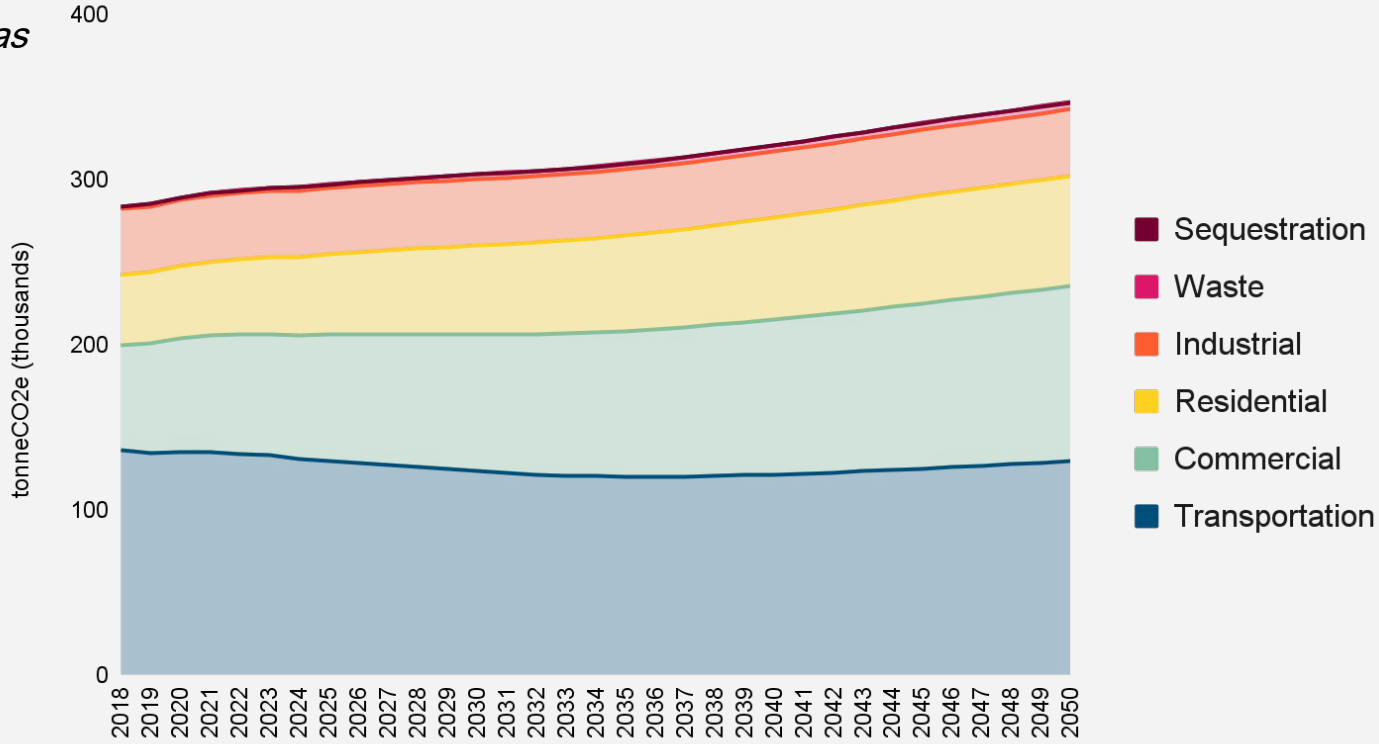

Business as Planned Scenario

Greenhouse Gas Emissions

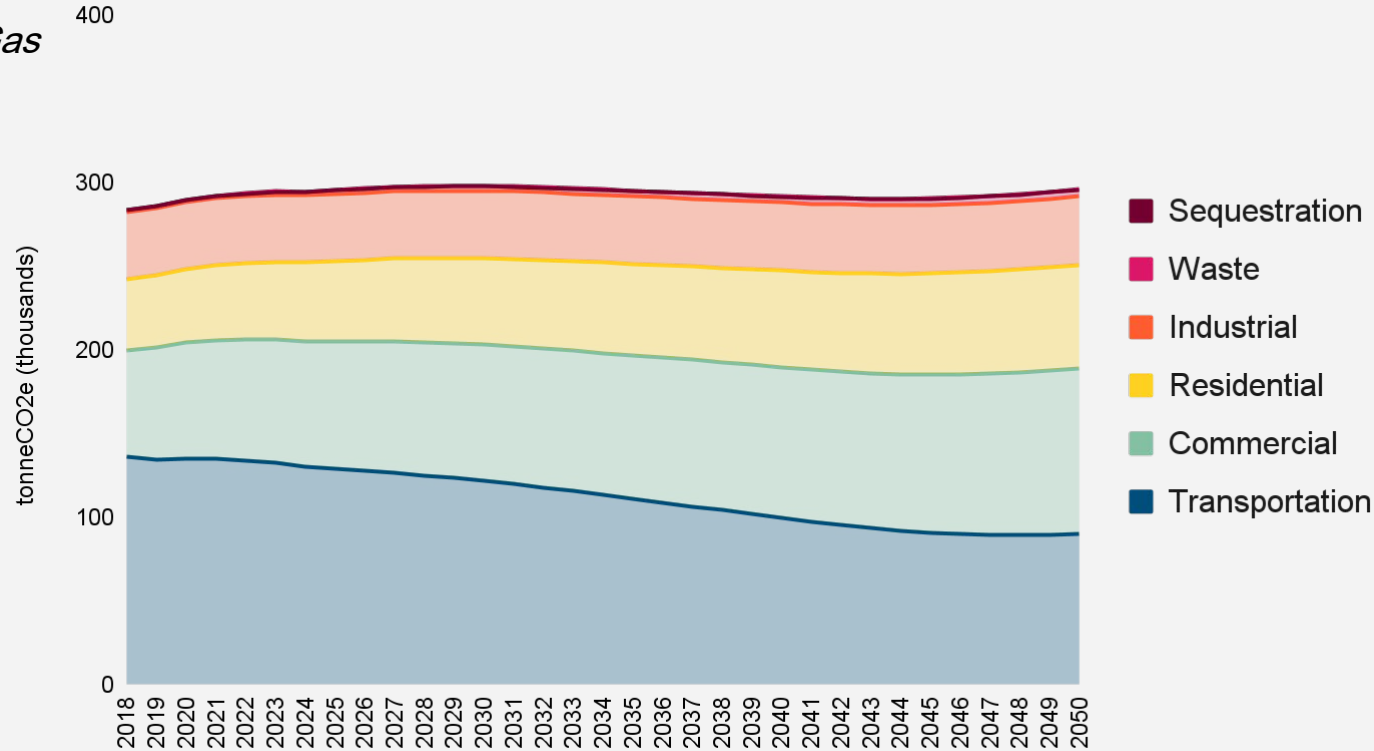

PART 4

Low Carbon Actions

Sustainability Solutions Group

Low Carbon Scenario Example

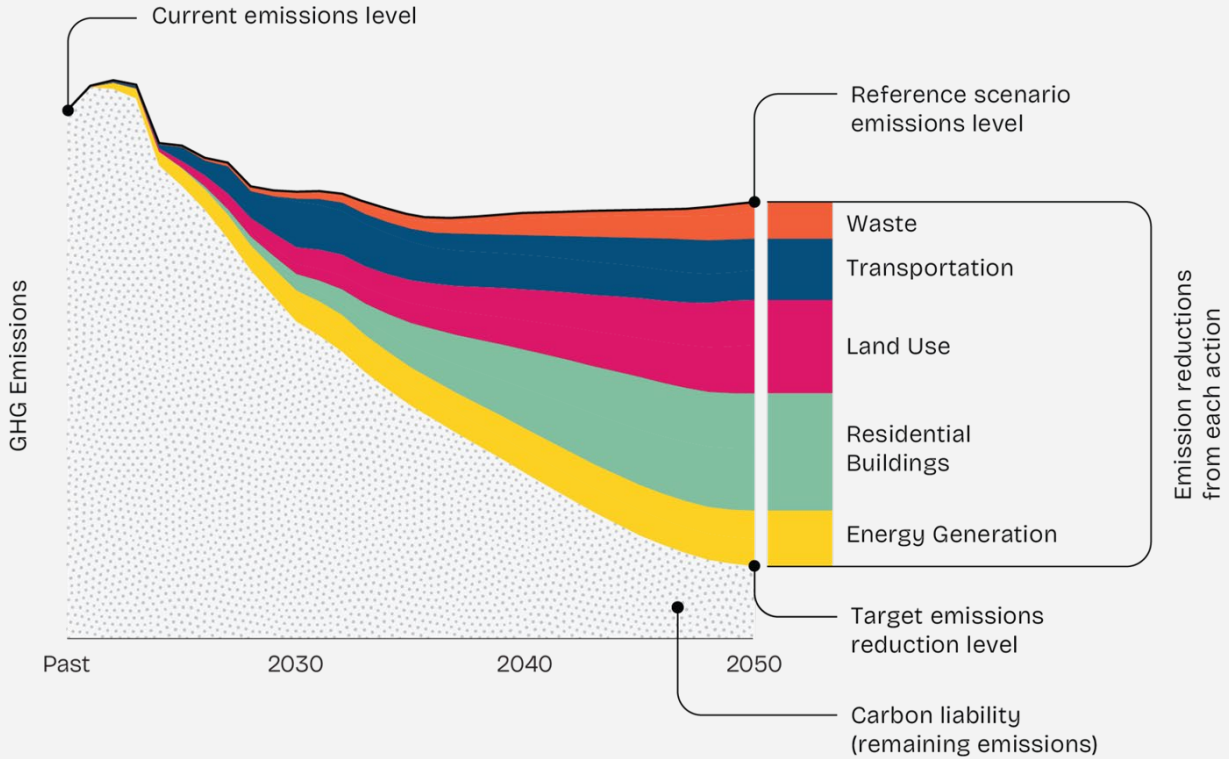

What climate actions would you like to see?

Draft Actions for Wilsonville

30% of new housing developed in Town Center



Retrofit buildings to achieve 50% thermal savings & 10% plug load savings



25% of new buildings are net-zero by 2030, and 50% by 2040



90% of existing buildings have air source heat pumps by 2040



100% of new buildings include solar PV* by 2035



30% of customers procure carbon-free electricity by 2030



Draft Actions for Wilsonville

100% of new light -duty vehicles electric by 2035



100% of new heavy -duty vehicles electric by 2040

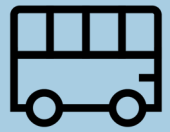

Mode shift to: 8% carpool, 11% walk*, 5% bike**, 13% transit by 2040

*For trips under 1.25 miles
**For trips between 1.25 and 3 miles



100% of RNG potential captured at wastewater treatment facility by 2040



50% of organic waste reduced or diverted from landfill by 2030



20% reduction in industrial energy use

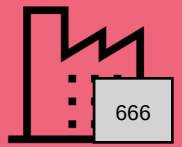

*Or access to renewable energy

Thank you!

Sustainability
Solutions Group

City of Wilsonville

Residential

- Don’t waste water
- Less power usage
- Make more electric vehicles
- Solar power
- Walk more
- Solar panels
- Less construction
- Filtering water
- Build more ash proof buildings
- Turn off lights when you leave the house
- Keep trees
- More windmills
- Tax homes if they use too much A.C
- Use less A.C
- Use lights with sensors
- Isolate your home

Agriculture

- Plant more plants
- Filter Methang
- Put livestock in air filtering buildings
- Replant trees
- Use less power
- Kill half of the cows
- Less animals
- Use farmers markets
- Manage livestock

Commercial

- More people living in town city
- Plant more trees
- Make it an outlet mall
- USe more recyclables

- Add more sidewalks
- No gas
- Cool statues out of trash
- Less wasteful packaging
- Make a mall
- Buy local

Industry

- Medal plates that absorb energy
- Buildings that filter air/gasses from factories
- Use less heavy fossil fuels
- Use less power
- Local lazers

Transportation

- Bikes
- Scooters
- More bus routes
- Electric cars
- More charging stations
- Limit gas use
- Walk when able too
- School buses
- Smart buses
- More sidewalks

Power

- Put more wind turbines or solar panels
- Turn off lights
- Less fireplace
- Limit on A.C
- Use batteries
- Wind farms
- Hydro power

CLIMATE ACTION PLAN

Make your voice heard

PLAN DE ACCIÓN CLIMÁTICA

Exprese su opinión



Please take a few minutes to share your thoughts and opinions by completing the survey. Everyone who completes the survey can enter into a raffle to win prizes!

For more information about the survey and the prize raffle, please visit: letstalkwilsonville.com/climate-action-plan or scan the QR.

Tómese unos minutos para compartir sus pensamientos y opiniones al completar una encuesta en línea. ¡Todas las personas que completen la encuesta pueden participar en un sorteo para ganar premios!

Para obtener más información sobre la encuesta y el sorteo de premios, visite: letstalkwilsonville.com/climate-action-plan o escanea el QR.

WILSON OREG

CLIMATE ACTION PLAN

Make your voice heard

PLAN DE ACCIÓN CLIMÁTICA

Exprese su opinión



Community Survey

SURVEY RESPONSE REPORT
19 July 2019 - 29 April 2025

PROJECT NAME:
Climate Action Plan

GRANICUS

SURVEY QUESTIONS

Community Survey : Survey Report for **19 July 2019** to **29 April 2025**

Q1 How much do you agree or disagree with the following statement? I have personally experienced the effects of climate change...

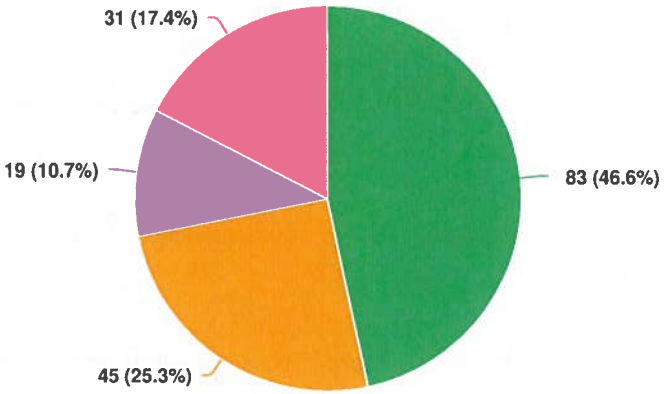

Question options

Strongly agree Somewhat agree Somewhat disagree Strongly disagree

Optional question (178 response(s), 0 skipped)
Question type: Radio Button Question

Community Survey : Survey Report for **19 July 2019** to **29 April 2025**

Q2 If you checked agree, please give an example.

[redacted] 4/02/2025 01:25 PM	Noticing weather changes.
[redacted] 4/02/2025 02:03 PM	I lost edible plants during the heat wave a few years ago.
[redacted] 4/02/2025 02:12 PM	Ice storms, wildfires, increasingly mild winters
[redacted] 4/02/2025 02:39 PM	The summer is getting hotter from when I was a child.
[redacted] 4/02/2025 02:57 PM	I grow fruit and vegetables and have noticed increasingly hot summers and earlier budding and germination.
[redacted] 4/02/2025 03:13 PM	Air conditioning needs to be used more, more water for yard
[redacted] 4/02/2025 03:33 PM	More extreme weather and forest fires around my home town
[redacted] 4/02/2025 04:13 PM	Chocolate and produce prices rising, , ice storm of 2024
[redacted] 4/02/2025 04:13 PM	The recent extreme heat in the summers.
[redacted] 4/02/2025 04:13 PM	Hotter temperatures, stronger storms.
[redacted] 4/02/2025 04:43 PM	Extreme heat more often
[redacted] 4/02/2025 05:14 PM	Weather patterns are changing Polar ice is melting
[redacted]	Ice storm of 2021, multiple atmospheric rivers, major forest fires,

Community Survey : Survey Report for **19 July 2019** to **29 April 2025**

4/02/2025 05:17 PM	warming Oregon temperatures. Water shortages. Poor air quality.	[redacted]
[redacted] 4/02/2025 05:24 PM	Ice storm, fires in nearby areas	[redacted]
[redacted] 4/02/2025 05:29 PM	Warmer summers! Thinking more about planting drought resistant plants!	[redacted]
[redacted] 4/02/2025 05:44 PM	Record high summer temperatures	[redacted]
[redacted] 4/02/2025 05:51 PM	Heat waves and wild fires	[redacted]
[redacted] 4/02/2025 05:59 PM	2 years ago when we had the sudden freeze, smoke from fires stays in the air longer to air pollution	[redacted]
[redacted] 4/02/2025 06:18 PM	Hotter days are more intense and more frequent.	[redacted]
[redacted] 4/02/2025 06:27 PM	Hotter summers, drier winters.	[redacted]
[redacted] 4/02/2025 06:38 PM	Poor air quality and threatened home loss from wildfires	[redacted]
[redacted] 4/02/2025 07:17 PM	My classroom now exceeds 85 degrees Fahrenheit on a regular basis. That didn't happen 20 years ago.	[redacted]
[redacted] 4/02/2025 07:21 PM	Hotter summers affect our summer activities and our gardening efforts	[redacted]
[redacted] 4/02/2025 07:21 PM	The change in weather in this area in the past 20 yrs. All of the cars, homes, pollution, people, etc, has made it much hotter here & more forest fires.	[redacted]
[redacted] 4/02/2025 07:24 PM	Very hot temperatures early in the spring	[redacted]

Community Survey : Survey Report for **19 July 2019** to **29 April 2025**

[redacted] 4/02/2025 07:37 PM	Extreme weather has increased. Droughts and fire seasons are more extensive
[redacted] 4/02/2025 07:38 PM	I have had many expensive plants die due to extreme weather conditions here in Oregon
[redacted] 4/02/2025 07:55 PM	More 90 plus degree days in summer. More random thunderstorms
[redacted] 4/02/2025 08:11 PM	increased forest fires here and NE Oregon
[redacted] 4/02/2025 09:06 PM	Extreme weather events affect viability of trees and plants.
[redacted] 4/02/2025 11:09 PM	Slow increase of temperature over the years
[redacted] 4/03/2025 08:00 AM	Forest fires
[redacted] 4/03/2025 08:14 AM	Change in climate, change in gardening practices, changing how we spend money
[redacted] 4/03/2025 08:19 AM	Heat dome, wildfire risk, ice storms are all now annual occurrences instead of periodic
[redacted] 4/03/2025 08:33 AM	2020 wildfires in Portland area incl Wilsonville that were driven by windstorm from east and dew point near zero
[redacted] 4/03/2025 09:11 AM	Overall warmer weather temperatures and more extreme weather events compared to 40 years ago.
[redacted] 4/03/2025 10:33 AM	The extreme weather such as ice storms the past few years and the heat dome in June 2021 where it hit 114 degrees.
[redacted] 4/03/2025 11:23 AM	forest fire frequency

[redacted]	The crazy weather patterns that effect everyone.	[redacted]
4/03/2025 11:43 AM		
[redacted]	Increased wildfires and wildfire intensity. Extreme heat events.	[redacted]
4/03/2025 12:08 PM		
[redacted]	Changes in weather (tending to more extremes)	[redacted]
4/03/2025 12:13 PM		
[redacted]	My father's house nearly burning down in the wildfires.	
4/03/2025 03:41 PM		
[redacted]	By how much the weather has changed over my life. Seasons moving later and later.	[redacted]
4/03/2025 03:45 PM		
[redacted]	Oregon is much warmer in winter (less snow), and much warmer and often drier in summer.	[redacted]
4/03/2025 03:55 PM		
[redacted]	The increasing frequency of severe weather related events locally. Fires, ice storms.	
4/03/2025 04:17 PM		
[redacted]	Oregon's seasonal weather is no longer seasonal ... summers are hotter ... the winters colder ... increased rainfall/floods. Wilsonville is our secondary residence ... the same issues are occurring at our main residence in Scotland.	[redacted]
4/03/2025 04:46 PM		
[redacted]	Extreme heat, smoke from wildfire	
4/03/2025 05:16 PM		
[redacted]	Wildfire smoke in the summer. Much more waterlogged fields in th[redacted] winter. Excessive heat. More storms including ice storms.	
4/03/2025 05:39 PM		
[redacted]	Ice storms in Oregon, less snow than before, being evacuated because of wild fires	[redacted]
4/03/2025 05:58 PM		
[redacted]	Much warmer and longer summers than when I moved here 35 years ago, more wildfires.	[redacted]
4/03/2025 06:27 PM		

Community Survey : Survey Report for **19 July 2019** to **29 April 2025**

[redacted] 4/03/2025 08:00 PM	More extreme weather/temperatures throughout the year.
[redacted] 4/04/2025 07:29 AM	Warmer, drier climate every summer. Having to deal with wildfires and smoke. Especially the smoke.
[redacted] 4/04/2025 09:03 AM	Less rain and higher summer temps means changes need to be made in my yard/garden. Less water dedendant plants, more watering. Also, higher electric bills due to colder temps and hotter summers.
[redacted] 4/04/2025 09:09 AM	The weather is getting more extreme, even here.
[redacted] 4/04/2025 11:00 AM	Overheating indoors and out
[redacted] 4/04/2025 11:09 AM	Summer is coming earlier than before, and summer temperature is getting hotter than before. We are having more and more 90 degree temperature days in the summer.
[redacted] 4/04/2025 11:13 AM	travel impacted by the weather especially fires
[redacted] 4/04/2025 11:20 AM	The warmer summers have impacted cooling costs of my home. And the threat of wildfires has been increasingly alarming. Also, the extreme weather throughout the year, including ice storms has caused damage to trees and difficulty in transit to work and local services.
[redacted] 4/04/2025 12:06 PM	N/A
[redacted] 4/04/2025 01:59 PM	The increase of heat, and intense weatherer.
[redacted] 4/04/2025 02:30 PM	7 feet of snow in Anchorage last winter might be due to climate change
[redacted]	More severe storms in Orego

Community Survey : Survey Report for **19 July 2019** to **29 April 2025**

4/04/2025 02:39 PM	
[redacted] 4/04/2025 05:12 PM	I almost required hospitalization and my cat became ill after the "heat dome" in 2021. I had no access to air conditioning and was not able to sleep or adequately hydrate.
[redacted] 4/04/2025 05:15 PM	Smoke from wildfires caused breathing issues which caused lost time at work.
[redacted] 4/04/2025 05:17 PM	More wildfires and increased severity of them
[redacted] 4/04/2025 06:49 PM	Extreme weather events here, and globally through crop production and extreme weather events affecting prices.
[redacted] 4/04/2025 08:23 PM	Hurricane, winter storms
[redacted] 4/04/2025 09:11 PM	Had to evacuate my home due to fires
[redacted] 4/05/2025 06:45 AM	Summers are getting warmer which means that I have to ensure my chickens are kept cooler on hot days. Electricity to cool costs more. Wildfires in this area should concern everyone in this area.
[redacted] 4/05/2025 08:43 AM	Hotter weather, affects monthly utility bills and recreation during the summer.
[redacted] 4/05/2025 08:48 AM	Wildfires have exacerbated my asthma and made me fear the loss of my home. Increased heat has raised my electricity bill for air conditioning. Worldwide crop failures have raised the price of many goods like coffee and chocolate. Furthermore, as many countries along the equator experience climate change, political unrest/famine will ensue, impacting global security.
[redacted] 4/05/2025 11:06 AM	I've experienced hotter days over summer, which I'm told weren't as common and hot before.
[redacted] 4/05/2025 11:43 AM	Wildfires

Community Survey : Survey Report for **19 July 2019** to **29 April 2025**

[redacted] 4/05/2025 01:45 PM	wild weather	[redacted]
[redacted] 4/05/2025 01:54 PM	Wildfires almost forced evacuation, recent storms left me without power for 8 hours, extreme rainfall has flooded my yard and affected my house foundation, extreme heat caused my air conditioner to be replaced sooner than it should have been.	[redacted]
[redacted] 4/05/2025 05:46 PM	Flooding, forest fires, heat waves, warmer/shorter cold seasons, etc.	[redacted]
[redacted] 4/06/2025 10:39 AM	Extreme rain, wind, wildfires	[redacted]
[redacted] 4/06/2025 11:13 AM	Constant jets flying overhead dispersing chemicals to modify the weather, block the sun, and cause loss of insects, bids and poisoning trees, soils, rain, and people. See: geoengineeringwatch.com	[redacted]
[redacted] 4/06/2025 11:22 AM	Summer nights are getting hotter. We previously did not need air conditioning to sleep comfortably, but now it seems like a necessity.	[redacted]
[redacted] 4/06/2025 11:49 AM	The whole county was under evacuation orders during 2020 wildfires. 2021 we had the heat dome of 115 degree weather	[redacted]
[redacted] 4/06/2025 12:17 PM	The effects are very clear whether it's the volatile storms or increase in natural disasters, Water shorts and decrease in food production. Anyone who says they don't feel the effects personally isn't looking outside.	[redacted]
[redacted] 4/06/2025 01:37 PM	Las temperaturas más calurosas en invierno	
[redacted] 4/06/2025 01:59 PM	I've seen and experienced the changes in the temperature and weather patterns	[redacted]
[redacted] 4/06/2025 02:30 PM	Increased temperatures, increased wildfires,	[redacted]

[redacted] 4/06/2025 06:14 PM	Extreme weather events. Before or business was in Wilsonville, it was located in Molalla, where a fire nearly reached it in 2020. My mother had to evacuate Canby due to a fire, which I feared would spread across the river to Wilsonville. Severe windstorms have caused a great deal of tree damage in Wilsonville in recent years.
[redacted] 4/07/2025 09:09 AM	Extreme heat in Pacific Northwest and fires [redacted]
[redacted] 4/07/2025 03:31 PM	Smoke inhalation from wildfires and winter ice storms that cut off power. [redacted]
[redacted] 4/07/2025 03:49 PM	My neighborhood has been engulfed in smoke and ash during local wildfires. During the fires, the smoke and ash had made it very unhealthy to be outside. We were also on high alert during this period so that we could evacuate if needed. I have also noticed that the plants in our yard are not surviving as they cannot tolerate the higher temperatures and longer periods of drought. I have had to remove these plants and find plants that are more tolerant to the climate change. [redacted] [redacted]
[redacted] 4/07/2025 04:56 PM	Health issues [redacted]
[redacted] 4/07/2025 05:39 PM	In the 1930s-40s when I was a young child, the Pacific Northwest had hot dry summers and mild winters. Although we had some "above-average heat" between 1978 and 1998, it was not as hot as the 1930s-40s climate. However, planet Earth has exhibited "climate change" ever since its formation 4.54 billion years ago. [redacted]
[redacted] 4/07/2025 07:44 PM	More and more wildfire smoke exposure; more extreme heat days [redacted]
[redacted] 4/07/2025 09:06 PM	A sustainable growth keeping harmony with environment should be the focus. This should not however reflect into higher taxes and excessive expenses for environmental protection so called efforts. [redacted]
[redacted] 4/07/2025 09:58 PM	crazy storms, more flooding [redacted]
[redacted]	Increasing risk of wildfire and severity of consequences, including

Community Survey : Survey Report for **19 July 2019** to **29 April 2025**

4/08/2025 04:02 PM	damage to local forests and nearly being evacuated by encroa[redacted] fires. Also affected by increased costs of food, especially foods imported from tropics. Increased societal costs associated with more severe and frequent natural disasters around the nation, which affect me by raising my insurance rates and raising the amount of my taxes that go toward disaster relief for fellow citizens who are affected.
4/08/2025 04:13 PM	The climate of the planet has been changing my entire life. It has never not changed. It's always changing.
4/08/2025 05:02 PM	Severe heat in the dry season is relatively new in the Willamette Valley.
4/08/2025 05:32 PM	Enhanced storms, rain cold and wind
4/08/2025 05:49 PM	None
4/08/2025 06:26 PM	changes in climate has been occurring since the beginning of earth. Still happens
4/09/2025 01:41 PM	The dunes at Rockaway Beach are all but gone now compared to when I was a child.
4/09/2025 08:47 PM	The summer when temps reached +100 degrees for a week in Wilsonville
4/09/2025 09:48 PM	Hot summer days: 115 degrees a couple years ago
4/10/2025 09:19 AM	More violent weather patterns, extended very high temperatures.
4/10/2025 09:58 AM	Milder winter; tree beetle infestations--lost a birch in our yard, white oaks in the neighborhood.
4/10/2025 04:46 PM	Winters aren't snowy like when I was a child- they're long, drawn out periods of rain. Summer is endless heat. Seasons feel like they blen[redacted]

	together and are bleeding into months they never used to.
[redacted] 4/11/2025 08:44 AM	Wildfires, trees dying. [redacted]
[redacted] 4/11/2025 06:58 PM	Temperatures in the Summer have been record breaking & overall above norm for this region. Increased Fire Danger & [redacted] Air Quality. Weather in the Winter is extreme -with damaging storms
[redacted] 4/11/2025 09:33 PM	Temperatures [redacted]
[redacted] 4/12/2025 09:48 AM	Changing weather patterns, increased fires in fire season
[redacted] 4/12/2025 04:08 PM	extreme heat with temperatures up to 116 degrees F [redacted]
[redacted] 4/13/2025 07:46 AM	Hotter days and longer stretches of them [redacted]
[redacted] 4/13/2025 10:47 AM	I believe everyone has experienced the effects of climate change. You can tell the effect that we have on the environment as humans. If you have not read David Attenborough's book "A Life on our Planet" I highly recommend it. [redacted]
[redacted] 4/13/2025 11:29 AM	Wild fires Unusually strong storms. [redacted]
[redacted] 4/14/2025 11:13 AM	My garden hasn't done as well. Electric bill higher to keep house cool.
[redacted] 4/15/2025 10:01 AM	Summers use to have one or two weeks with temperatur[redacted] 100s. Now it can occur over morethan 6 weeks
[redacted] 4/15/2025 07:12 PM	The oregon summers are hotter than ever
[redacted] 4/16/2025 03:23 PM	The heat dome of June 2021 and the ice storm in Feb the same year. When I first moved to Wilsonville in 1997 I rarely needed to run the

Community Survey : Survey Report for **19 July 2019** to **29 April 2025**

	house AC. In the last 15 or so years, I have to run the AC more and more due to the increased temps in the summer.
[redacted] 4/16/2025 07:03 PM	Living through recent extreme weather events
[redacted] 4/16/2025 09:12 PM	I'm a skiier and I worry that climate change will limit opportunities to do that activity
[redacted] 4/17/2025 07:46 PM	I live on a street in Wilsonville where there are no trees despite the fact that there is very wide cement-made side-walk which could accommodate a few trees to be planned. In the summer, I can feel the temperature at least 10 degrees hotter. The cement absorbs a lot of heat during the day.
[redacted] 4/18/2025 11:15 AM	Violent weather patterns, drought, resources being unavailable
[redacted] 4/19/2025 12:40 PM	2020 Wildfires
[redacted] 4/20/2025 10:21 AM	ice storm damge about four years ago and heat waive up to 1[redacted] degrees.
[redacted] 4/22/2025 08:19 PM	Forest fire smoke over Labor Day several years back. Climate is getting warmer.
[redacted] 4/23/2025 09:47 AM	The Portland area has experienced historically atypical summer heat & fire risk during only the relatively short time that we have lived in the area (since 2015).
[redacted] 4/23/2025 10:20 AM	It's hard to be specific, because weather is so complex and I haven't been alive that long. It seeeeems like when I was young, the holiday season in the Austin, TX area was rather cool, with leaves changing and falling outside while I was home over Thanksgiving break. Through my adolescence and early twenties (I've lived here for tw[redacted] years since then) the holidays appeared to be toasty (like 80F and muggy on Christmas day) and I only noticed leaves changing and falling in January before coming alive again in February or so. I support extreme climate mitigation efforts, but it's important to acknowledge that I'm not sure my personal account of weather

	history is accurately representing changes in climate patterns. The 2 summers and winters I've experienced in the Portland metro have been completely different from each other, and while I have specifically paid attention to that, there's the curveball of shifting ENSO cycles during that time. It's hard to say. Frankly, I don't believe most of your respondents will offer such a nuanced perspective, because most humans are ideological idiots who don't understand why they believe what they have been trained to... have a good day.
[redacted] 4/24/2025 08:29 AM	Weather changes, increase in food prices, wildfires.
[redacted] 4/24/2025 01:24 PM	it does seem as if weather patterns have changed. The summers seem hotter here in Oregon than 15 years ago.
[redacted] 4/26/2025 04:52 PM	Stronger storms resulting in flooding and damage. Climate change impacts Oregon fisheries and I enjoy fishing & eating seafood.

Optional question (129 response(s), 49 skipped)
Question type: Essay Question

Q3 Who do you think should be responsible for addressing climate change? (check all that apply)

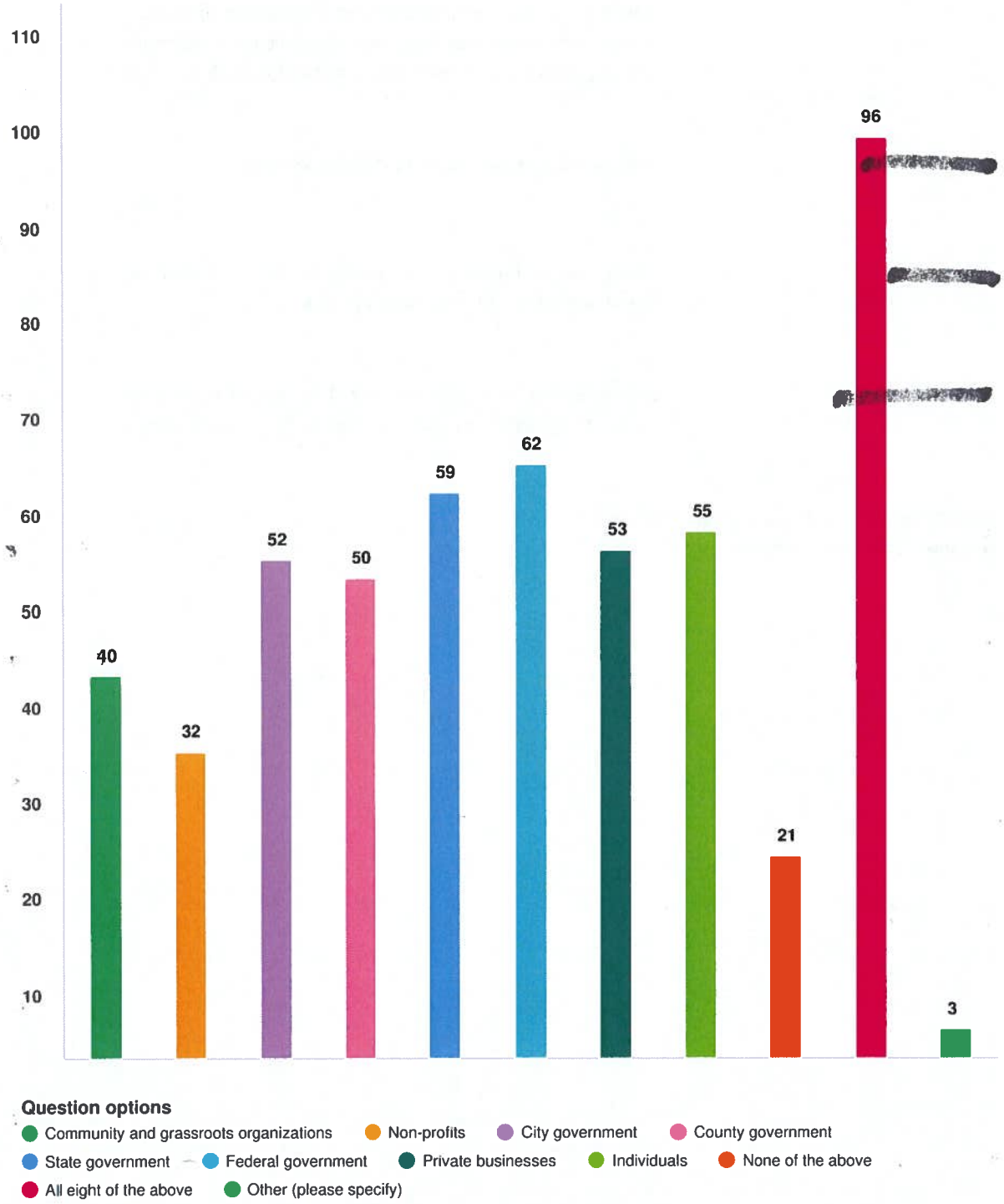

Optional question (178 response(s), 0 skipped)
Question type: Checkbox Question

Community Survey : Survey Report for **19 July 2019** to **29 April 2025**

Q4 Why do you think this?

[redacted]

[redacted]
4/02/2025 01:25 PM

Change starts at the top

[redacted]

[redacted]
4/02/2025 02:03 PM

All of us contribute to clumate change. We need a multi-pronged approach to resolution.

[redacted]
4/02/2025 02:12 PM

Everyone contributes to climate change so everyone should be responsible for addressing it

[redacted]

[redacted]
4/02/2025 02:31 PM

The current Administration can be trusted to determine the degree of climate impact and what, if anything, is necessary to mitigate any impacts.

[redacted]

[redacted]
4/02/2025 02:39 PM

Bro at this point we don't have a choice everyone gotta do something

[redacted]

[redacted]
4/02/2025 02:57 PM

Everyone is responsible and everyone has a role to play in making changes.

[redacted]

[redacted]
4/02/2025 03:10 PM

Because it needs to be a uniform policy, not a hodgepodge of regulations that are different depending on the city or state

[redacted]

[redacted]
4/02/2025 03:13 PM

It's a problem we all must face.

[redacted]

[redacted]
4/02/2025 03:33 PM

We all live on Earth and are all responsible for it

[redacted]

[redacted]
4/02/2025 04:13 PM

Govt has the most money and clout to do anything.

[redacted]

[redacted]
4/02/2025 04:13 PM

It needs everyone working together to solve this problem.

[redacted]
4/02/2025 04:13 PM

We all play a part in making necessary changes to contribute to reducing the effects of climate change.

[redacted]

[redacted]
4/02/2025 04:34 PM

We, the people need to take action.

[redacted]
4/02/2025 04:50 PM

Because the whole climate change thing is a hoax. We can reduce to no carbon output nationwide and it won't even uptake a measurable change in temperatures. On the flip side it would take 50 trillion to accomplish that task. Is it worth bankrupting the children and future generations on a task that doesn't yield any gain.

[redacted]
4/02/2025 04:51 PM

A strong sense of stewardship that is exercised and taught by individuals to their sphere of influence is the most effective. teach how to recycle, re-use and not pollute.

[redacted]
4/02/2025 05:08 PM

Climate change, if addressed at our current pace or worse, will be an existential threat for our grandchildren and future generations, as well as for other life forms

[redacted]
4/02/2025 05:14 PM

A climate action plan is going to be very expensive and complex.

[redacted]
4/02/2025 05:17 PM

This is the future of our planet. It's the legacy we're leaving our children.

[redacted]
4/02/2025 05:24 PM

It can only improve if all are involved.

[redacted]
4/02/2025 05:29 PM

I think we all have a responsible to change the way we live and the choices we make in our lifestyles and what we eat and grow!

[redacted]
4/02/2025 05:44 PM

We all must work together

[redacted]
4/02/2025 05:47 PM

I don't think the case for policy to address global warming has been made. I agree that it is occuring and that there will be sea level rise, but the evidence on the impact of that is in too short of supply to suggest a policy change.

[redacted]

We all have a responsibility but only federal and state governments

4/02/2025 05:51 PM	have the ability to address the major issues we face with climate change.	[redacted]
[redacted] 4/02/2025 05:59 PM	We all live, work, inhabit the same area.	[redacted]
[redacted] 4/02/2025 06:18 PM	It's up to everyone	[redacted]
[redacted] 4/02/2025 06:27 PM	Everyone contributes, responsibility isn't equal	[redacted]
[redacted] 4/02/2025 06:38 PM	Big problem with many parts - best addressed on many levels	[redacted]
[redacted] 4/02/2025 06:46 PM	Cause the most problems.	[redacted]
[redacted] 4/02/2025 07:17 PM	We're all in this together.	[redacted]
[redacted] 4/02/2025 07:21 PM	We all live on this planet and we can't make success changes without everyone's participation	[redacted]
[redacted] 4/02/2025 07:21 PM	It's all of our world & we should all care to do our part to make things better.	[redacted]
[redacted] 4/02/2025 07:24 PM	The entire planet is experiencing climate change, therefore everyone should participate. The big industrial companies should pay and change the most.	[redacted]
[redacted] 4/02/2025 07:27 PM	Funding	
[redacted] 4/02/2025 07:37 PM	It is our personal and collective responsibility to make choices to protect our ecosystem and planet.	
[redacted] 4/02/2025 07:38 PM	Everyone here affects climate change so we are all responsible for addressing it.	[redacted]

Community Survey : Survey Report for **19 July 2019** to **29 April 2025**

[redacted] 4/02/2025 07:55 PM	Everyone is responsible
[redacted] 4/02/2025 08:11 PM	This impacts everyone and takes a major concerted effort to address.
[redacted] 4/02/2025 08:22 PM	Because they are the people that live here and have to deal with the climate change
[redacted] 4/02/2025 11:09 PM	Everyone impacts climate change and can have a positive impact in some simple ways (recycling, reusable water bottles, don't litter, etc....)
[redacted] 4/03/2025 08:14 AM	Everyone is responsible for creating the issues
[redacted] 4/03/2025 08:19 AM	Every entity listed has a responsibility to support eco-conscious actions.
[redacted] 4/03/2025 08:33 AM	because this is at huge emergency caused at all levels and will requires all levels to ad
[redacted] 4/03/2025 09:11 AM	Climate changes affect everyone; everyone affects climate change
[redacted] 4/03/2025 10:33 AM	Unfortunately with the new administration and their anti science and priority taking actions to make more money for corporations and wealthy 1%, states and private citizens are on their own. Plus the current administration gutting science, health and research in the federal government (ie. NOAA, CDC, NIH) will have detrimental effects for our nation and climate change. Climate change is not going away & it takes a combined effort since there are multiple factors impacting climate change. Every entity must do their part, cutting emissions, green energy, planting of more trees (vs. the cutting down of trees without replacing them that I have seen last year and this year so far in my neighborhood and around Wilsonville), etc.
[redacted] 4/03/2025 11:23 AM	Climate is a global issue

[redacted] 4/03/2025 11:43 AM	In one way or another climate change effects everyone and everything. As humans we all need to take responsibility for treating Earth better! Unfortunately the global industries and corporations that cause the most pollution are not really ever held accountable.
[redacted] 4/03/2025 12:08 PM	This is everyone's problem.
[redacted] 4/03/2025 12:13 PM	City policies will have negligible effect on climate
[redacted] 4/03/2025 01:08 PM	Personal responsibility and accountability
[redacted] 4/03/2025 01:46 PM	The impact that a city govt can have is negligible. Any cost incurred by the city should be directlyeasured against the actual global impact. Wilson ills should spend nothing.
[redacted] 4/03/2025 03:41 PM	Big entities need to be involved to have any measurable impact. Policies that will make a difference require being applied at scale, so they must come from government or med/large businesses. And organizations are just groups of people, so all individuals also need to be responsible insofar as they make up/vote for the entities that can actually have impact.
[redacted] 4/03/2025 03:45 PM	Everybody needs to be involved or nothing changes.
[redacted] 4/03/2025 03:55 PM	Those organizations who pollute now or in the past with GHGs should be responsible. Federal government's role is 3 fold: reduce its own emissions; coordinate with foreign govts and international orgs; and enforce emissions on US industries.
[redacted] 4/03/2025 04:17 PM	This is a critical issue for all of us. All of us should be responsible to create change.
[redacted] 4/03/2025 04:46 PM	We should all do what is in our power ... be it individuals, organisations, or government ... to protect the earth for future generations.

Community Survey : Survey Report for **19 July 2019** to **29 April 2025**

[redacted] 4/03/2025 05:16 PM	We all affect the environment and are stakeholders [redacted]
[redacted] 4/03/2025 05:39 PM	Because it is a crisis which, if not solved, may cause human suffering and even extinction of the human race.
[redacted] 4/03/2025 05:58 PM	This is an issue affecting everyone, so we all must do our part in combatting it. Also, I don't trust the federal government to do anything anymore, so we can't depend on them to take care of it. [redacted]
[redacted] 4/03/2025 06:27 PM	The climate is everyone's responsibility! Clean air, water, responsible energy use, recycling take commitment from everyone, starting with young children so they develop earth friendly habits to carry them through their lives. [redacted]
[redacted] 4/03/2025 07:50 PM	This is a subjective topic that those who feel passionate about should work toward what they believe to be solutions to those things they may identify to be problems, without assuming others agree and should be required to support such initiatives. [redacted]
[redacted] 4/03/2025 08:00 PM	It's a problem that affects all of the groups, and all of them contribute to causing it, to varying degrees.
[redacted] 4/04/2025 07:29 AM	We are all in this together [redacted]
[redacted] 4/04/2025 08:57 AM	If countries like China are doing nothing, what we do makes no difference. We should be responsibly manufacturing and here in the US, where we can take control of the process in a sustainable way. As a city, we should encourage small business owners. Locally made products, made thoughtfully. [redacted]
[redacted] 4/04/2025 09:03 AM	I don't believe any single entity or individual should be held responsible for addressing climate change. Instead, responses should stem from practical, common-sense changes that benefit everyone—like adopting cost-saving measures such as energy efficiency or reducing waste. These actions should prioritize saving money over redirecting taxpayer dollars, focusing on what's effective and economical without forcing responsibility onto any one group. [redacted]

Community Survey : Survey Report for **19 July 2019** to **29 April 2025**

[redacted] 4/04/2025 09:03 AM	We all have to do our part even though as individuals it feels useless. All levels of government and especially pollution creating companies need to do more.
[redacted] 4/04/2025 09:09 AM	We can't do this if we don't all work together. [redacted]
[redacted] 4/04/2025 11:00 AM	Because as we all share our environment and everyone needs to take responsibility. Everyone suffers when our climate suffers the impacts of manmade climate problems from waste, carbon emissions, fire, drought, etc [redacted]
[redacted] 4/04/2025 11:09 AM	Climate change concerns everyone and will have impact on everyone's life.
[redacted] 4/04/2025 11:13 AM	time is running out to make a change for the better [redacted]
[redacted] 4/04/2025 11:20 AM	It takes all of us, as we all contribute to climate change, to make an impact and address this issue head on. [redacted]
[redacted] 4/04/2025 12:06 PM	I think there's needs to be cohesion in how things are addressed [redacted]
[redacted] 4/04/2025 01:13 PM	Not sure if we really looked at past averages and compared to present that we'd find much change. [redacted]
[redacted] 4/04/2025 01:59 PM	There are actions to support sustainability that I can do, but many issues are at a larger scale which can be addressed by government and nonprofits. [redacted]
[redacted] 4/04/2025 02:30 PM	needs a lot of funds [redacted]
[redacted] 4/04/2025 02:39 PM	Everyone lives in the same household, Earth. Everyone should work to maintain it [redacted]
[redacted] 4/04/2025 05:12 PM	Whil individuals' behaviors can have small local impacts, and these are not to be dismissed, the majority of power to enact needed

changes lies with corporations and the government. For example, businesses can choose to use recyclable or biodegradeable materials in packaging, which makes it easier for individuals to make climate-friendly choices.

[redacted]

[redacted]
4/04/2025 05:15 PM

This is a massive problem that we all created; it's going to take all of us working together to fix it.

[redacted]

[redacted]
4/04/2025 05:17 PM

Thank you for asking! The prophecies referred to above can be found in the below verses. I know the likelihood of staffers reading this who believe in God is low, but reading these could help you understand where some Christians are coming from in Wilsonville. Matthew 24:3-31, 2 Peter 3:7-12, Isaiah 13:9, 24:1-9, 34:4, Revelations 8:7, 16:18, 21:1, Malachi 4:1, Joel 3:14-16, 1 Thessalonians 5:3, Zephaniah 1:2-3

[redacted]

[redacted]
4/04/2025 05:17 PM

A co ordinated effort has the best chance of making some improvement or slowing of this world wide crisis.

[redacted]

[redacted]
4/04/2025 06:49 PM

There needs to be systemic change to account for a livable future.

[redacted]

[redacted]
4/04/2025 08:03 PM

Because you don't have the control over the planet that you think you do. Stop controlling everyone's lives and pocket book by incessant spending and regulations.

[redacted]

[redacted]
4/04/2025 08:23 PM

Federal, state and local need to address systematic issues, and develop plans to address climate change.

[redacted]

[redacted]
4/04/2025 08:39 PM

It's a combination of personal, businesses', and state governments' responsibility.

[redacted]

[redacted]
4/04/2025 09:11 PM

Without a livable planet, none of the above matters

[redacted]

[redacted]
4/05/2025 06:45 AM

Climate change is real and it's our responsibility to the environment to our next generations. We reaped the benefits of cheap products and production and now we need to make sure controls are in place to keep temps down, decrease pollution and waste. The wildfire scare a few years ago was real and scary. Additionally, I am an interior

	designer and my work can make a positive impact nit sure if situation now, but as of recent couple of years, our schools didn't recycle. We are behind and need to I still the importance into our kids and overall community.
[redacted] 4/05/2025 08:43 AM	Change can take place only if each person holds themselves responsible on daily basis. I see many organizations and individuals who have very strong opinions what should be done about climate changing but do absolutely nothing to participate in that chan[redacted] Instead they still consume and create waste in incredible amounts.
[redacted] 4/05/2025 08:48 AM	Our climate is a shared resource and therefore the stewardship of our climate should be shared. We cannot give into the diffusion of responsibility, every individual needs to try to improve their carbon footprint and make positive change.
[redacted] 4/05/2025 11:06 AM	I think everyone has a stake and everyone impacts climate change. Some more than others, perhaps, but we all can do something about it.
[redacted] 4/05/2025 11:44 AM	The effects of climate change can be ameliorated through [redacted] advancements in technology. Markets should be allowed to operate without excessive encumbrances, which will respond to people's needs and desires more effectively than any single group of actors.
[redacted] 4/05/2025 01:54 PM	It is all of our problem so we all need to work on solutions. The more various parties involved the more solutions can be funded and enacted.
[redacted] 4/05/2025 05:46 PM	The problem of climate change cannot be solved at an individual level. One person cannot over the course of their entire life contribute to green house gas emissions that many corporations do in a sing[redacted] day. The only way to tackle climate change is to reign in corporate poluters with state power.
[redacted] 4/06/2025 02:01 AM	It will only be pushed on the taxpayers somehow
[redacted] 4/06/2025 10:39 AM	Earth belongs to all of us

Community Survey : Survey Report for **19 July 2019** to **29 April 2025**

[redacted] 4/06/2025 11:13 AM	Because with continues chemical spraying we will all be dead,
[redacted] 4/06/2025 11:22 AM	Because it is government's responsibility to protect citizens, and individual's responsibility to make choices for holding powers that be accountable.
[redacted] 4/06/2025 11:49 AM	It's a big job and requires coordination amoung big groups
[redacted] 4/06/2025 12:17 PM	We all contribute to climate change, whether it's our diet or the habits we make as society, and also people as consumer should be holding the corporations they purchase from accountable for their actions.
[redacted] 4/06/2025 01:37 PM	Los ciudadanos somos responsables de nuestro medio ambiente
[redacted] 4/06/2025 01:59 PM	We all live on the planet we should all be responsible for it
[redacted] 4/06/2025 02:03 PM	The benefit to cost ratio is highest with individual action, for example planting trees is something many people can do and Co2 is pure tree food, which they convert in to oxygen. More Co2 is needed in the atmosphere to match the average level of C02 in the atmosphere. The average level has been 1500 ppm over the last 500 million years. Currently we are at 420 ppm, which means we're at a deficit below the average.
[redacted] 4/06/2025 02:30 PM	Everyone that lives on this planet has a role to play in combatting climate change.
[redacted] 4/06/2025 02:33 PM	The climate is always changing; I've lived through many false claims through the decades that caused undue fear. The green movement has become an industrial complex enriching the connected with no positive outcomes for taxpayers. I want a clean earth, which begins with basics: decrease packaging, reusable bags/dishes only, increase traffic flow, manage forests - Europe is a good model. Please stop wasting precious tax dollars on projects that don't benefit the earth or people.
[redacted]	Everyone has benefited from cheap energy and now we have to

4/06/2025 06:14 PM	tackle its effects together. Plus, it takes the will of the people if regulatory changes are to be made.
4/06/2025 06:43 PM	It's everyone's reaponsibility
4/06/2025 07:48 PM	Weather changes. "Climate change" is a fraud.
4/07/2025 09:09 AM	It effects everything and everyone
4/07/2025 10:23 AM	Climate cannot be significantly changed by US alone so quit spending time and money foolishly.
4/07/2025 12:36 PM	If Oregon outlawed internal combustion engines, banned all flatulent livestock and planted a million trees a year, it still wouldn't make a measurable difference in world CO2 emissions over the next decade. Please stop using climate as a mandate for ineffectual local gov't policies.
4/07/2025 01:17 PM	"Climate change" is not real, but a hoax designed to grift money from taxpayers and expand the role of government. If it was real, the predictions made by climate scientists would have come true over time, in a majority of cases. They have not, e.g. the new "Ice Age" predicted in the 1970's obviously did not happen.
4/07/2025 03:31 PM	We all have an affect on the climate, some more than others but it is everyone's problem.
4/07/2025 03:49 PM	We are all responsible for making even the tiniest of changes to help nurture our environment and slow the progression of climate change. I also think that there are still several people who don't think we have a problem so the more organizations work on solutions together, provide education and engage more people, then perhaps this momentum will help more people to recognize that climate change is all around us.
4/07/2025 04:56 PM	Because we all can do our part and we are all affected by it

Community Survey : Survey Report for **19 July 2019** to **29 April 2025**

[redacted] 4/07/2025 05:39 PM	There is no need "to address climate change", because there is no "climate crisis". The next Glacial Period is predicted to occur in the distant future (i.e., probably at least 5,000 years from now), but that is nothing we can prepare for, today.
[redacted] 4/07/2025 09:06 PM	Each stakeholder can bring valuable insights. For example residents can share what issues are important for them. Private businesses can come up with creative solutions without increasing the burden on taxpayers. Star and local governments should help address the policy issues.
[redacted] 4/07/2025 09:58 PM	Because all of us have had a part in the problem- and without everyone involved, we cant fix it
[redacted] 4/07/2025 10:52 PM	Most of the pollution causing climate change is caused by other countries like China and India
[redacted] 4/08/2025 01:11 PM	Because government participation tends to be cost inefficient for programs like these.
[redacted] 4/08/2025 01:14 PM	We are all impacted and can all contribute to reduction or slowing the adverse impact.
[redacted] 4/08/2025 04:02 PM	We are all the causes and it will take change from all eight to make appropriate progress.
[redacted] 4/08/2025 04:13 PM	those who complain about a problem should be part of the solution
[redacted] 4/08/2025 05:02 PM	We all contribute to the causes of climate change, and we all have a responsibility to try to mitigate it and its effects.
[redacted] 4/08/2025 05:32 PM	Businesses should pay for the impacts of their side effects. Governments need enforced regulations
[redacted] 4/08/2025 05:49 PM	We have much bigger and more imminent concerns than climate change in my opinion.

[redacted] 4/08/2025 06:26 PM	Our city needs to concentrate on using our tax dollars wisely for City needs such as infrastructure, maintenance, property tax reduction and lower utility costs [redacted]
[redacted] 4/09/2025 01:41 PM	Individual responsibility for climate change and aspects related to it such as plastic recycling have been revealed to be both ineffective at combating climate change and a scapegoat that was placed upon us by the rich. The same rich and powerful people(with influence over large media corporations) that have large amounts of money invested [redacted] in companies like ExxonMobil and Shell and BP that actually are significantly contributing to climate change. Thats why I believe large corporations and their owners should take responsibility for their own actions and combat climate change, as well as any other grassroots organizations that wish to help. [redacted]
[redacted] 4/09/2025 08:47 PM	We only have one earth [redacted]
[redacted] 4/09/2025 09:48 PM	There is not a lot that can be done to change the climate, but we must adjust to the changes that nature throws at us. [redacted]
[redacted] 4/10/2025 09:19 AM	Because it effects us all, and we all contribute to the problem. [redacted]
[redacted] 4/10/2025 09:58 AM	All of us are affected, all of us are responsible. [redacted]
[redacted] 4/10/2025 12:54 PM	"Climate change" is weather. It's been changing since creation. [redacted]
[redacted] 4/10/2025 02:08 PM	I don't think it's an issue remotely big enough to put resources into. We have other things this money and staff could work on. [redacted]
[redacted] 4/10/2025 04:46 PM	Individuals and non-profit organizations can make changes that have a small impact on a micro-level or community level. But to actually address the issue it takes identifying and changing the root of the issue, which is large monopolistic businesses and the government who create laws. [redacted]
[redacted] 4/10/2025 08:22 PM	Because they can all do something about it.

Community Survey : Survey Report for **19 July 2019** to **29 April 2025**

[redacted] 4/11/2025 08:44 AM	It needs to be a collective effort. Messaging and proof of climate change needs to be coming from all angles in order to reach all people from different backgrounds and upbringings and non-fact finders. Most people need to hear new concepts more than once in order for it to finally resonate. The more diverse the sources of the message, the more likely it will be listened to and heard.
[redacted] 4/11/2025 06:58 PM	We are all responsible for designing, developing and maintaining a healthy environment.
[redacted] 4/12/2025 09:48 AM	Private business contribute the most to climate change and government can have the largest impact for change
[redacted] 4/12/2025 04:08 PM	No single person or entity can address climate change on their own. We all have to adopt changes to reduce emissions that negatively impact our climate.
[redacted] 4/12/2025 04:14 PM	Climate change is not man-made.
[redacted] 4/12/2025 04:59 PM	Government especially ours is trying to make Wilsonville another Peral District. WE The People have already voted against High Density Housing. BUT YOU don't do what we tell you.
[redacted] 4/12/2025 07:32 PM	It should be everyone who lives and works in the community votes on where the climate control needs establishment.
[redacted] 4/13/2025 07:46 AM	We all must be involved and committed or we can't make an impact
[redacted] 4/13/2025 10:47 AM	We all live here, it is everyone's responsibility to take care of the environment. If you believe that one of these is responsible for climate change, then we all are. The government was built by "we the people". Real change can't happen if we don't all participate together.
[redacted] 4/13/2025 11:29 AM	This is and extraordinary problem that will require all the resources we can muster.

Community Survey : Survey Report for **19 July 2019** to **29 April 2025**

[redacted] 4/13/2025 05:21 PM	Not concerned that climate change. [redacted]
[redacted] 4/14/2025 11:13 AM	It is the government and our jobs to pay attention to and take action for this. [redacted]
[redacted] 4/14/2025 01:03 PM	I think that we should all do our part as we are capable. [redacted]
[redacted] 4/15/2025 10:01 AM	Climate change is something all people need to address. With the current Federal administration, I count on no support or help from there. [redacted]
[redacted] 4/15/2025 11:28 AM	If people and businesses are not willing to take responsibility, legislating or regulating behavior will fail. [redacted]
[redacted] 4/15/2025 03:42 PM	Humans are destructive to the environment.
[redacted] 4/15/2025 07:12 PM	Everyone can contribute to mitigating climate change. However, governments have the most power to create and enforce policies that can have positive effects on the climate [redacted]
[redacted] 4/16/2025 03:23 PM	We all have to do our part to address climate change. [redacted]
[redacted] 4/16/2025 07:03 PM	This is a complex problem that is going to require an all hands on deck approach
[redacted] 4/16/2025 09:12 PM	I think it should be the role of government to enact policies that reduce greenhouse gas emissions, and that the targets of those policies should primarily be the private businesses that cause pollution and emissions.
[redacted] 4/17/2025 07:46 PM	The City of Wilsonville can support the Climate Action initiative by planting trees outside my condo.
[redacted] 4/18/2025 11:15 AM	It will take everyone doing something to make any real impact

Community Survey : Survey Report for **19 July 2019** to **29 April 2025**

[redacted] 4/19/2025 12:40 PM	We need to make change quickly so everyone and every level of government needs to be involved.
[redacted] 4/20/2025 10:21 AM	We are all responsible for maintaining our environment as best as we cam.
[redacted] 4/22/2025 08:19 PM	Everyone needs to participate.
[redacted] 4/23/2025 09:47 AM	While disinformation persists, climate change is an existential threat to our species, and the associated death toll continues to rise.
[redacted] 4/23/2025 10:20 AM	The people of today expect *someone else* to change the world for them. Tired of car lobbies? Tired of wasteful Starbucks packaging? Tired of global transport emissions? Want to change systems and industries? Then stop supporting them financially. Economics 101: supply and demand. You're welcome, I solved the climate crisis. Please tell your friends.
[redacted] 4/24/2025 08:29 AM	I think everyone should be onboard with fighting climate change. We should all want to protect our planet.
[redacted] 4/26/2025 04:52 PM	It is all hands on deck.

Optional question (162 response(s), 16 skipped)
Question type: Essay Question

Q5 How important is the issue of climate change to you personally? (check one

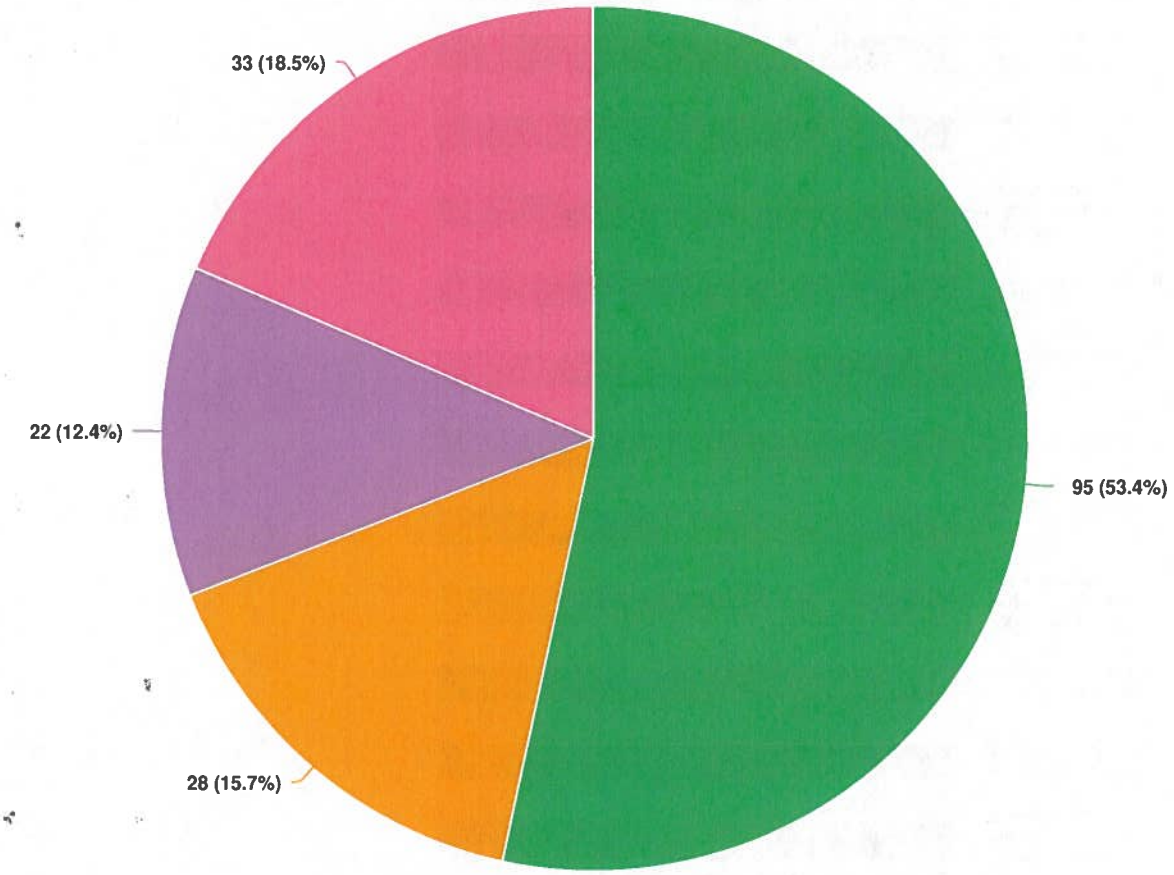

Question options

Very important · Important · Somewhat important · Not important

Optional question (178 response(s), 0 skipped)
Question type: Radio Button Question

Community Survey : Survey Report for **19 July 2019** to **29 April 2025**

Q6 How much do the following impacts of climate change concern you?

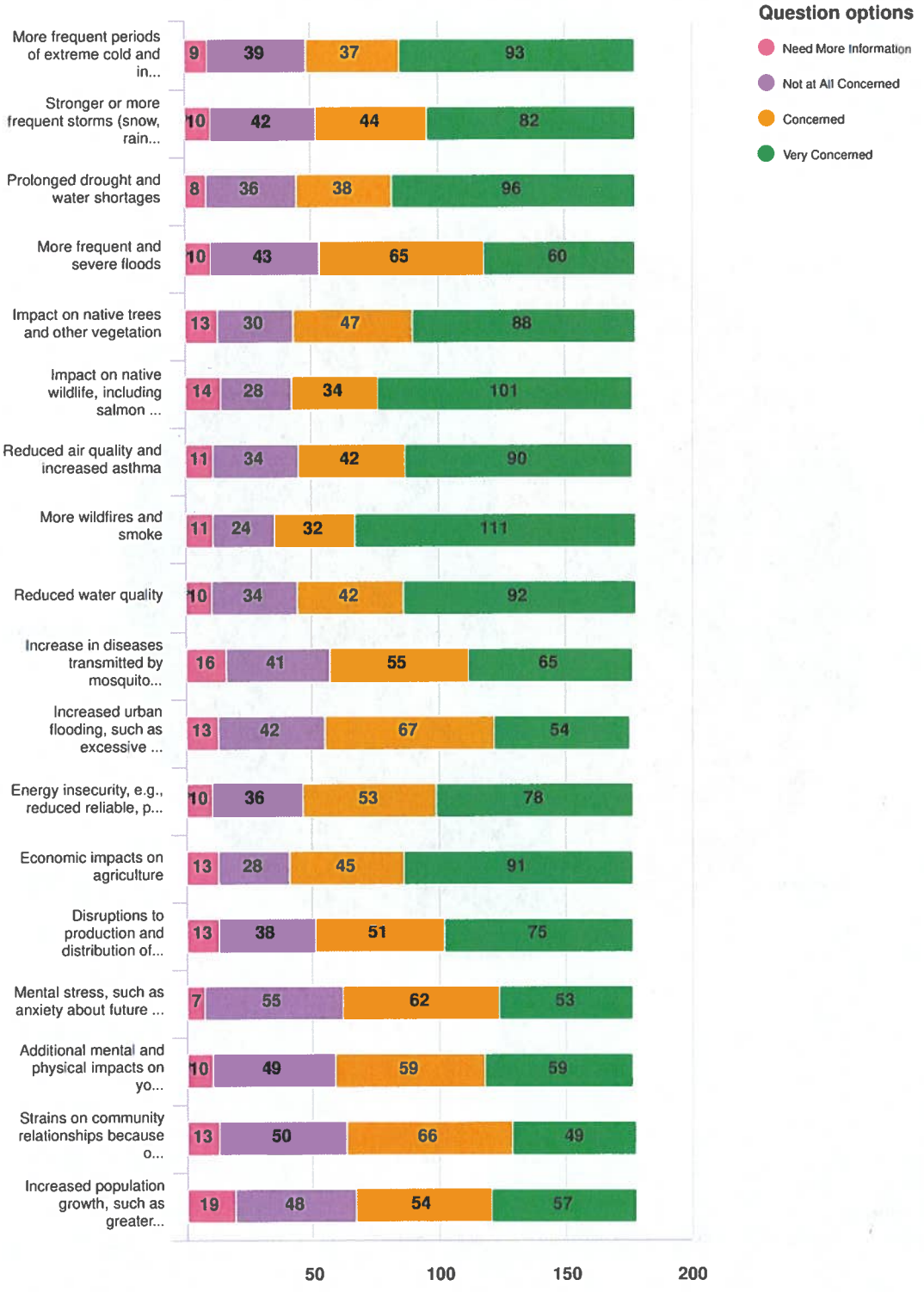

Optional question (178 response(s), 0 skipped)
Question type: Likert Question

Q6 How much do the following impacts of climate change concern you?

More frequent periods of extreme cold and intense heat



Community Survey : Survey Report for **19 July 2019** to **29 April 2025**



Community Survey : Survey Report for **19 July 2019** to **29 April 2025**

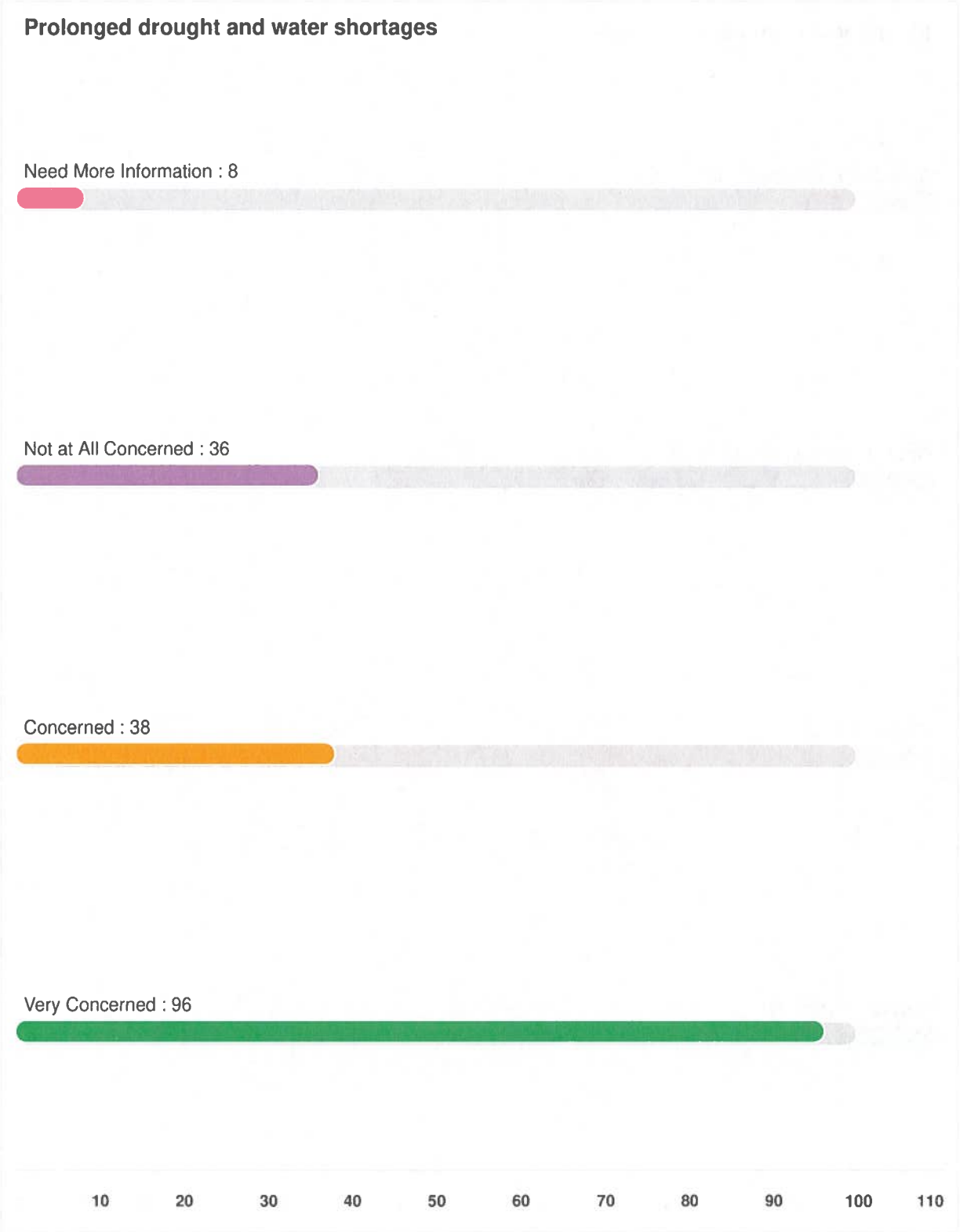

Community Survey : Survey Report for **19 July 2019** to **29 April 2025**

More frequent and severe floods



Community Survey : Survey Report for **19 July 2019** to **29 April 2025**

Impact on native trees and other vegetation



Community Survey : Survey Report for **19 July 2019** to **29 April 2025**

Impact on native wildlife, including salmon and other fish, and animals that pollinate crops (bees, birds and bats)



Community Survey : Survey Report for **19 July 2019** to **29 April 2025**



Community Survey : Survey Report for **19 July 2019** to **29 April 2025**

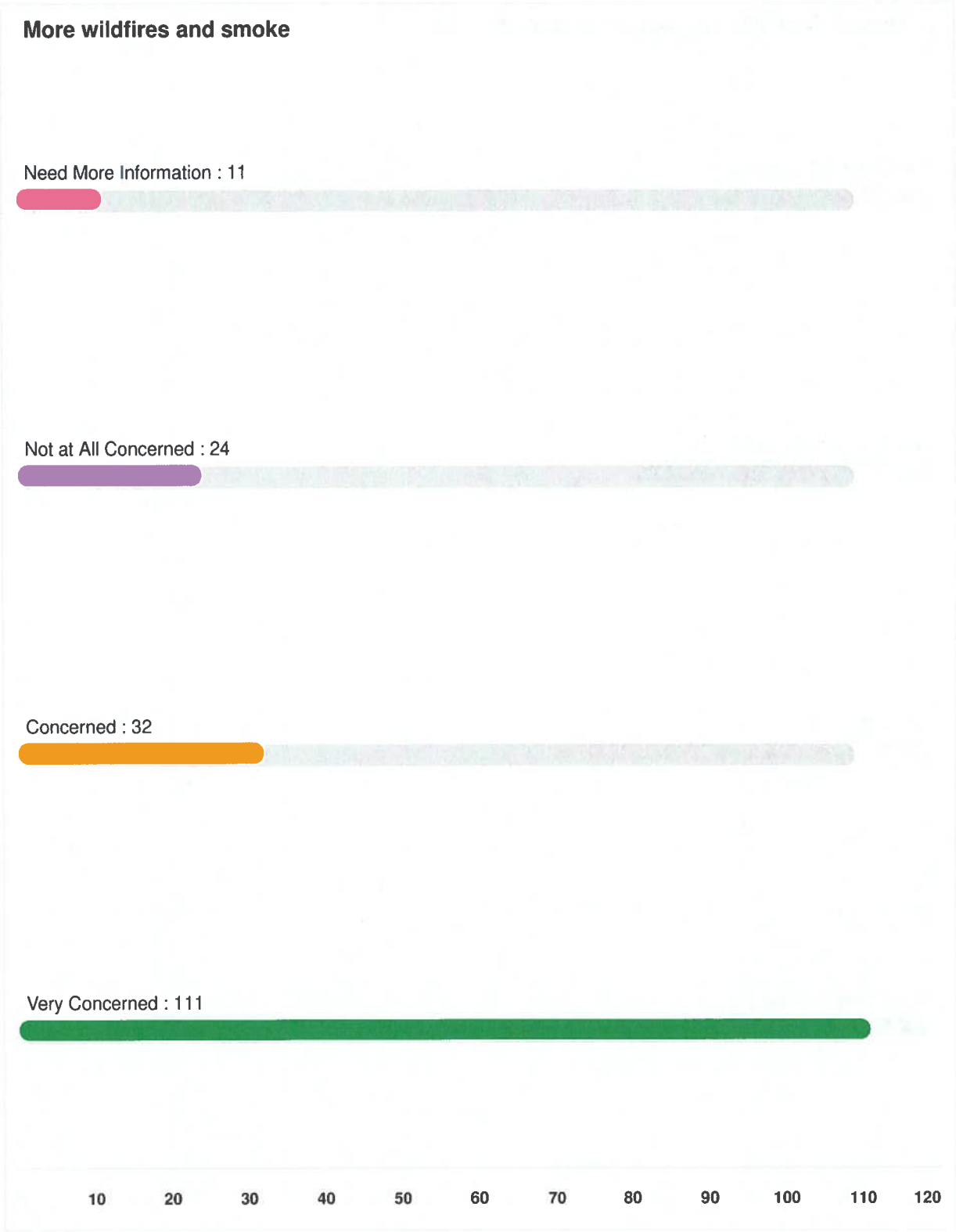

Community Survey : Survey Report for **19 July 2019** to **29 April 2025**

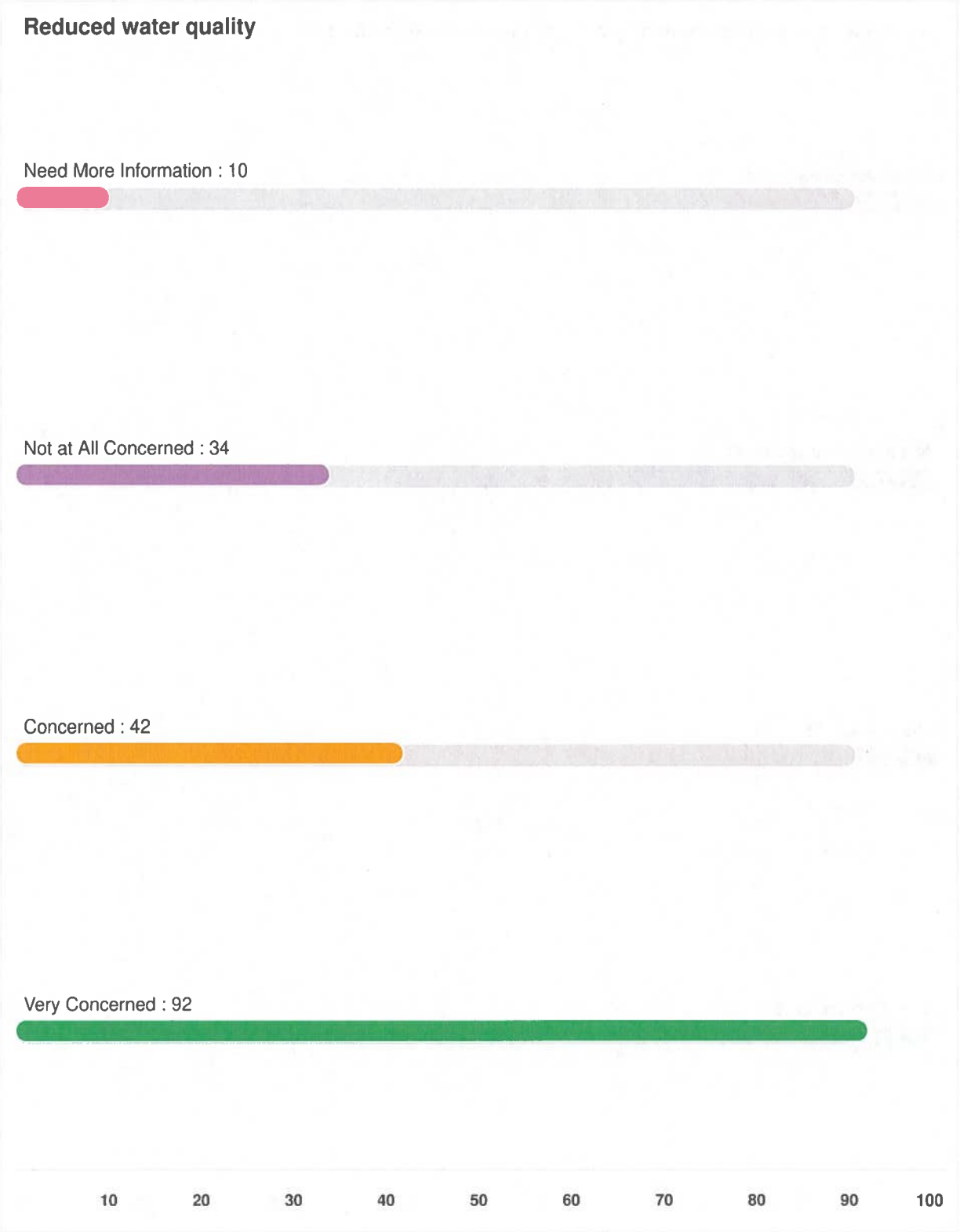

Community Survey : Survey Report for **19 July 2019** to **29 April 2025**

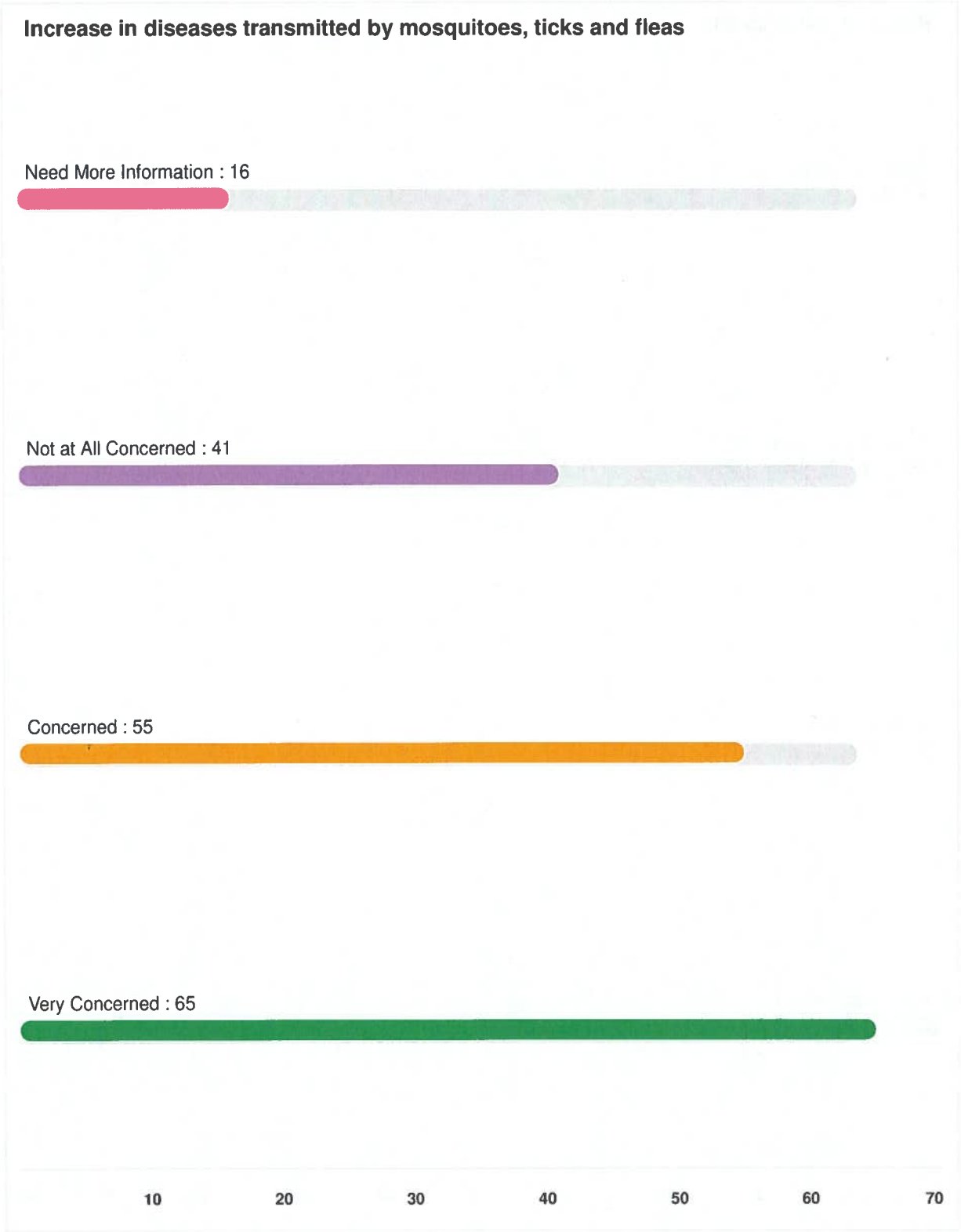

Community Survey : Survey Report for **19 July 2019** to **29 April 2025**

Increased urban flooding, such as excessive runoff where the water doesn't have anywhere to go



Community Survey : Survey Report for **19 July 2019** to **29 April 2025**

Energy insecurity, e.g., reduced reliable, predictable access to electricity and natural gas




Economic impacts on agriculture
Need More Information : 13
Not at All Concerned : 28
Concerned : 45
Very Concerned : 91
10
20
30
40
50
60
70
80
90
100

Community Survey : Survey Report for **19 July 2019** to **29 April 2025**

Disruptions to production and distribution of products that reduce access to food and other goods



Mental stress, such as anxiety about future extreme weather or grief about past extreme weather




Additional mental and physical impacts on youth
Need More Information : 10
Not at All Concerned : 49
Concerned : 59
Very Concerned : 59
5
10
15
20
25
30
35
40
45
50
55
60
65

Community Survey : Survey Report for **19 July 2019** to **29 April 2025**

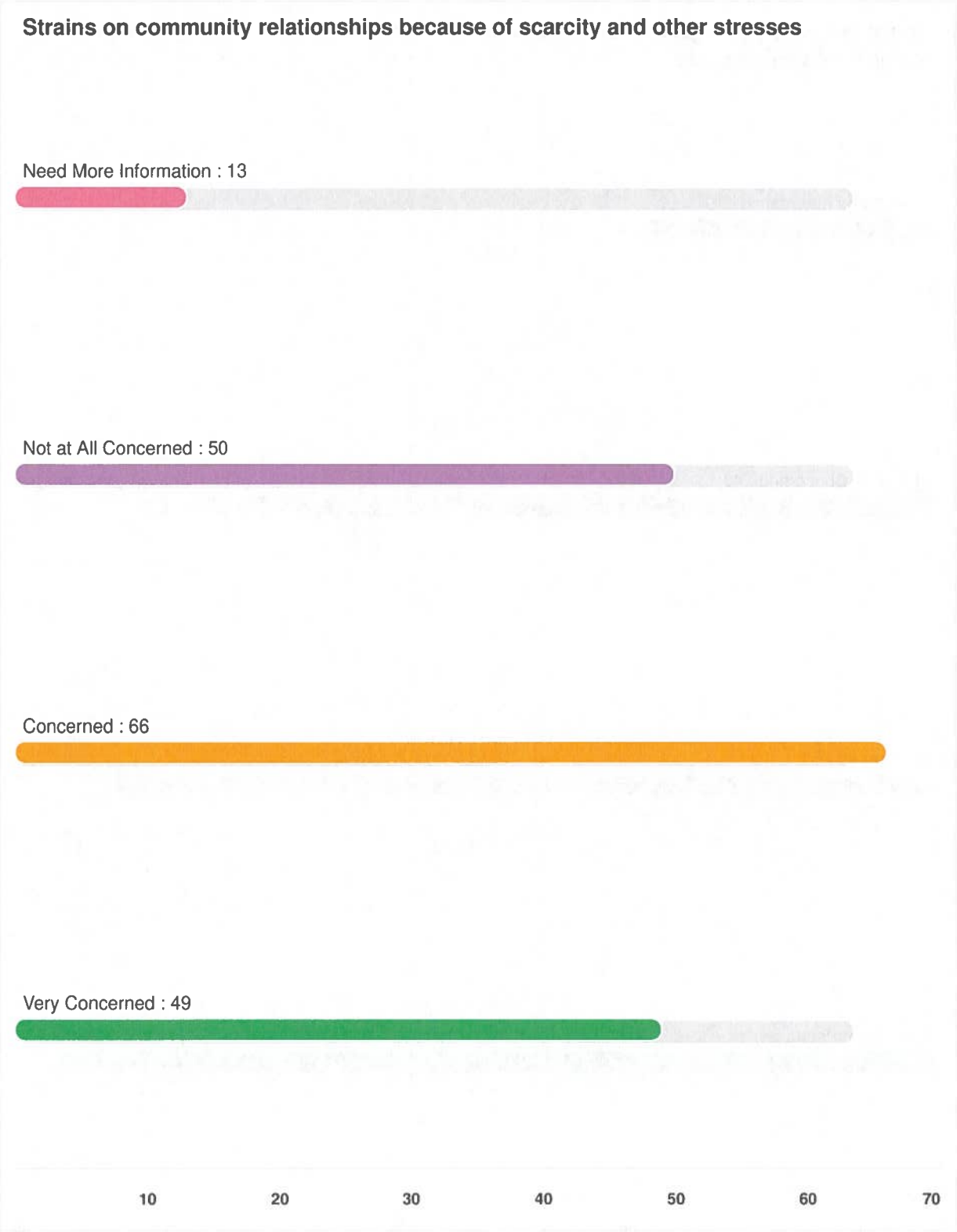

Community Survey : Survey Report for **19 July 2019** to **29 April 2025**

Increased population growth, such as greater numbers of people moving here to escape harsher climates

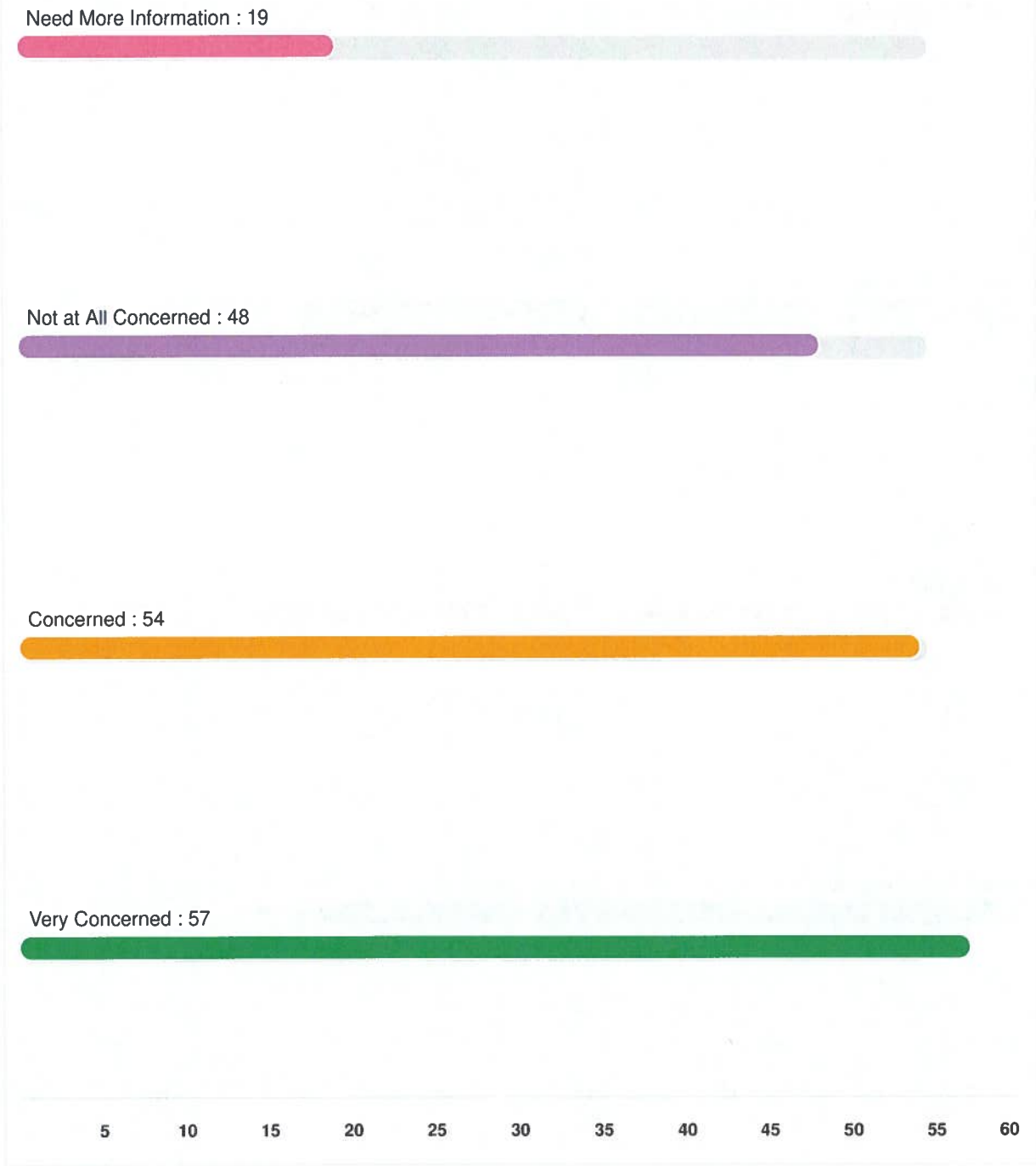

Q7 Buildings: Please rate your degree of support for each of the following possible future actions related to how the city operates its own facilities and programs.

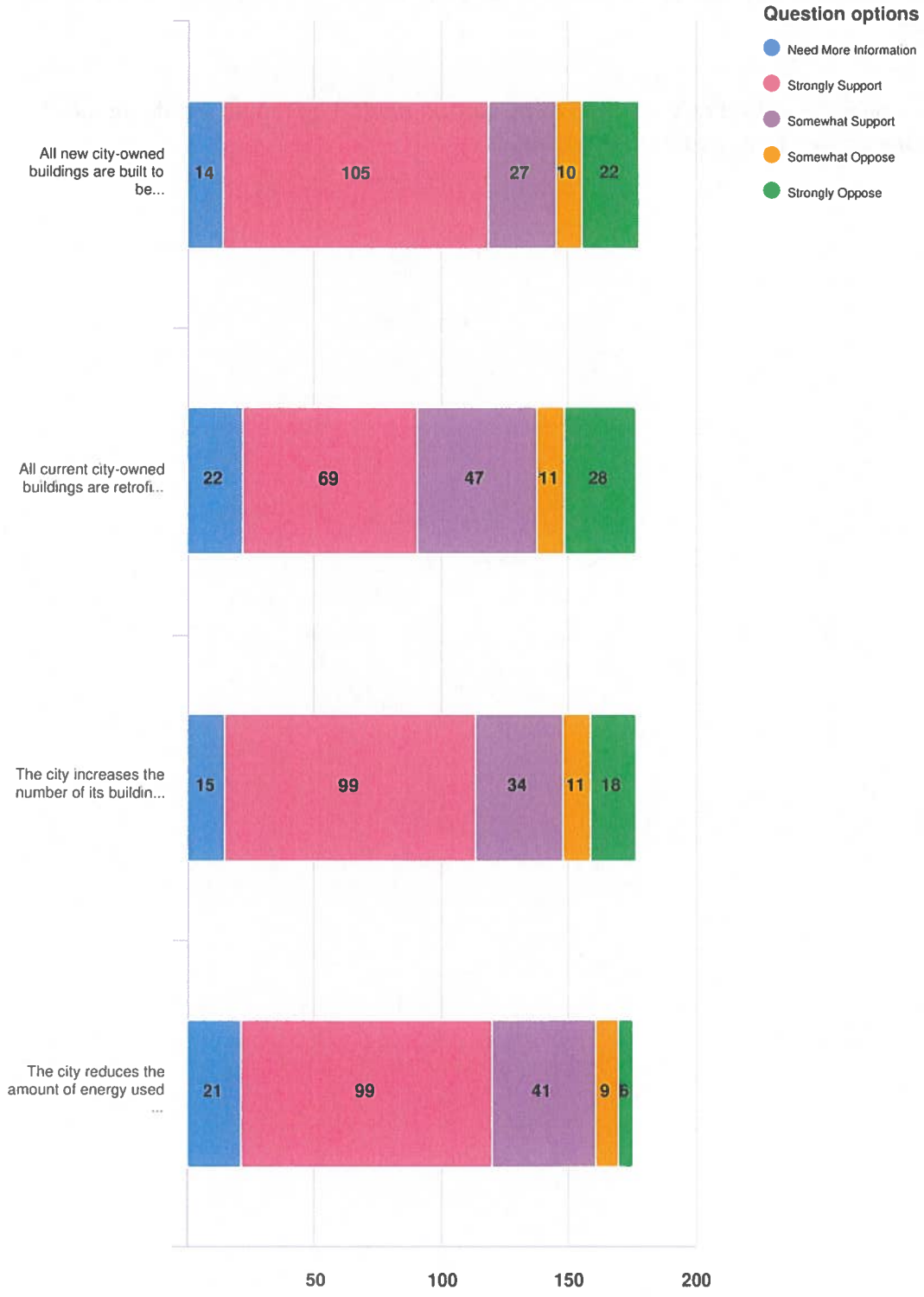

Optional question (178 response(s), 0 skipped)
Question type: Likert Question

Q7 Buildings: Please rate your degree of support for each of the following possible future actions related to how the city operates its own facilities and programs.

All new city-owned buildings are built to be carbon-neutral (meaning the design and operations do not emit greenhouse gases).

Community Survey : Survey Report for **19 July 2019** to **29 April 2025**

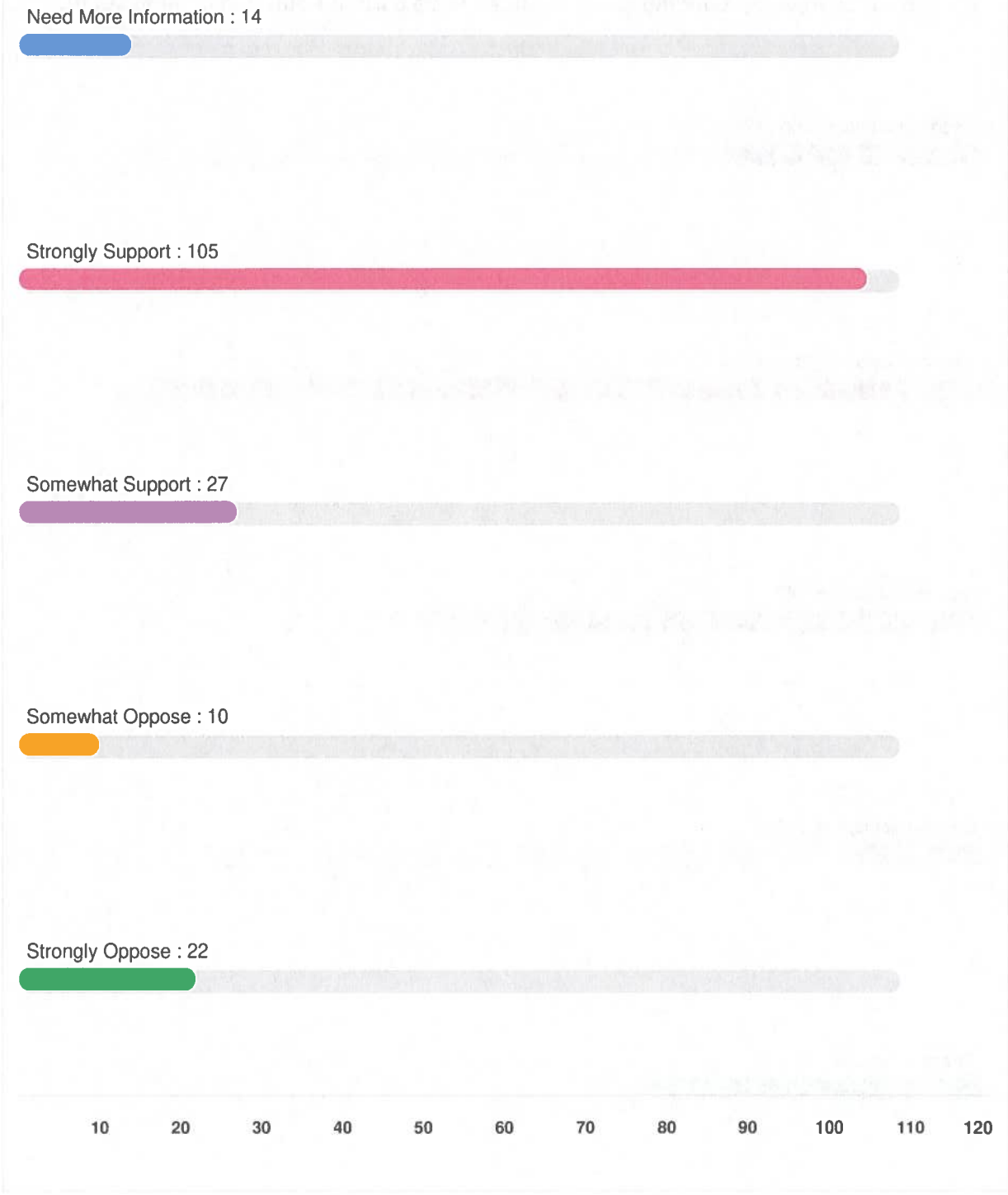

Community Survey : Survey Report for **19 July 2019** to **29 April 2025**

All current city-owned buildings are retrofitted to be carbon-neutral in coming years.



Community Survey : Survey Report for **19 July 2019** to **29 April 2025**

The city increases the number of its buildings that have solar panels.



Community Survey : Survey Report for **19 July 2019** to **29 April 2025**

The city reduces the amount of energy used for heating, cooling, equipment, lighting and appliances in its buildings.



Q8 Energy: City supports action in the community (education, incentives, regulations, grants, etc.): Please rate your degree of support for each of the following possible future actions.



Optional question (177 response(s), 1 skipped)
Question type: Likert Question

Q8 Energy: City supports action in the community (education, incentives, regulations, grants, etc.): Please rate your degree of support for each of the following possible future actions.

Support the use of clean energy sources to heat, cool and power homes.

Community Survey : Survey Report for **19 July 2019** to **29 April 2025**

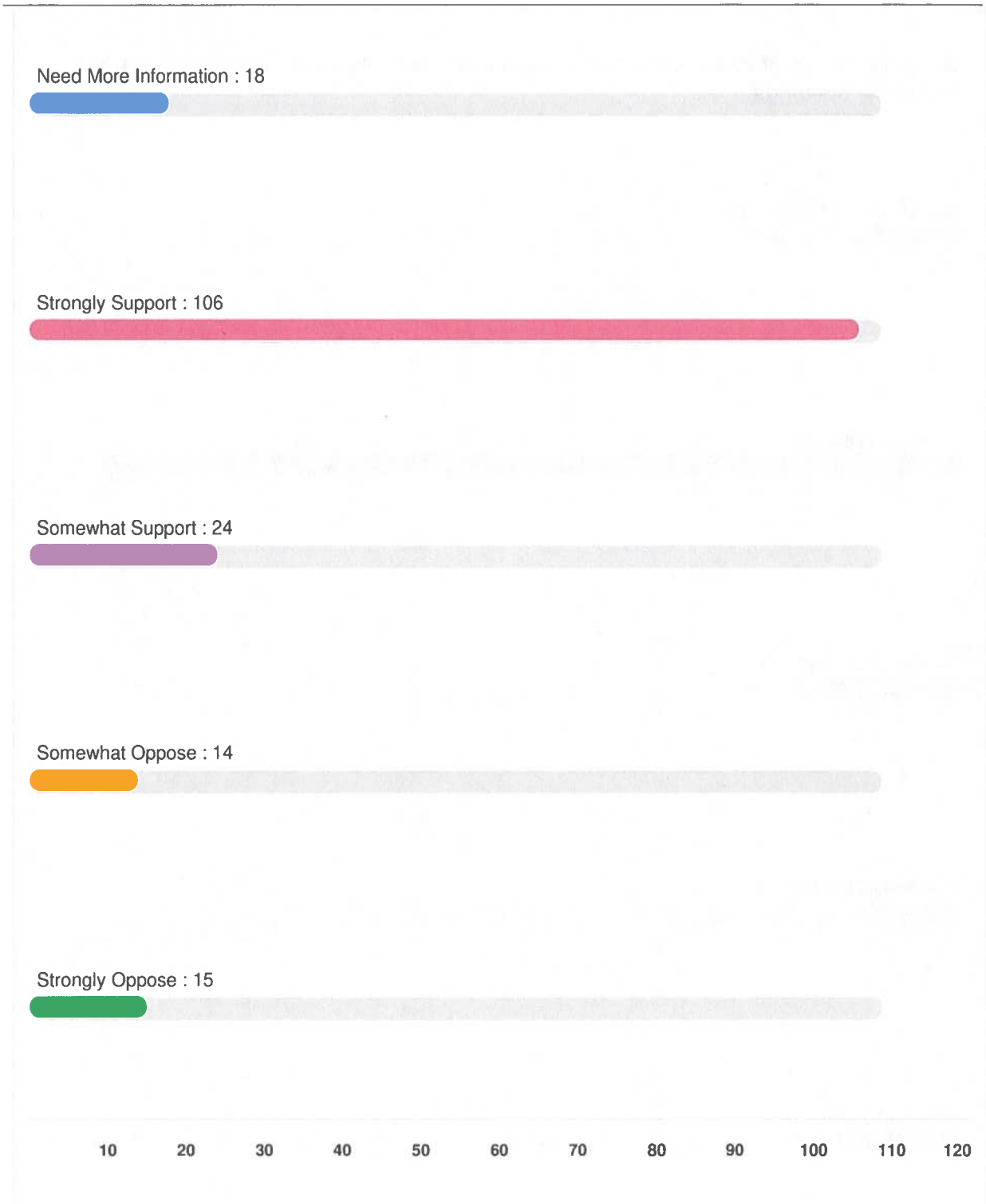

Community Survey : Survey Report for **19 July 2019** to **29 April 2025**

Support the use of clean energy sources to heat, cool and power commercial and industrial buildings.



Support energy efficient design and operations of all new buildings constructed in Wilsonville, including houses, apartments, offices, schools and commercial and industrial buildings.



Support the installation of solar on all suitable buildings, especially new buildings.



Encourage residents and businesses to subscribe to 100% renewable electricity (from a source such as water, wind or solar power.



Community Survey : Survey Report for **19 July 2019** to **29 April 2025**

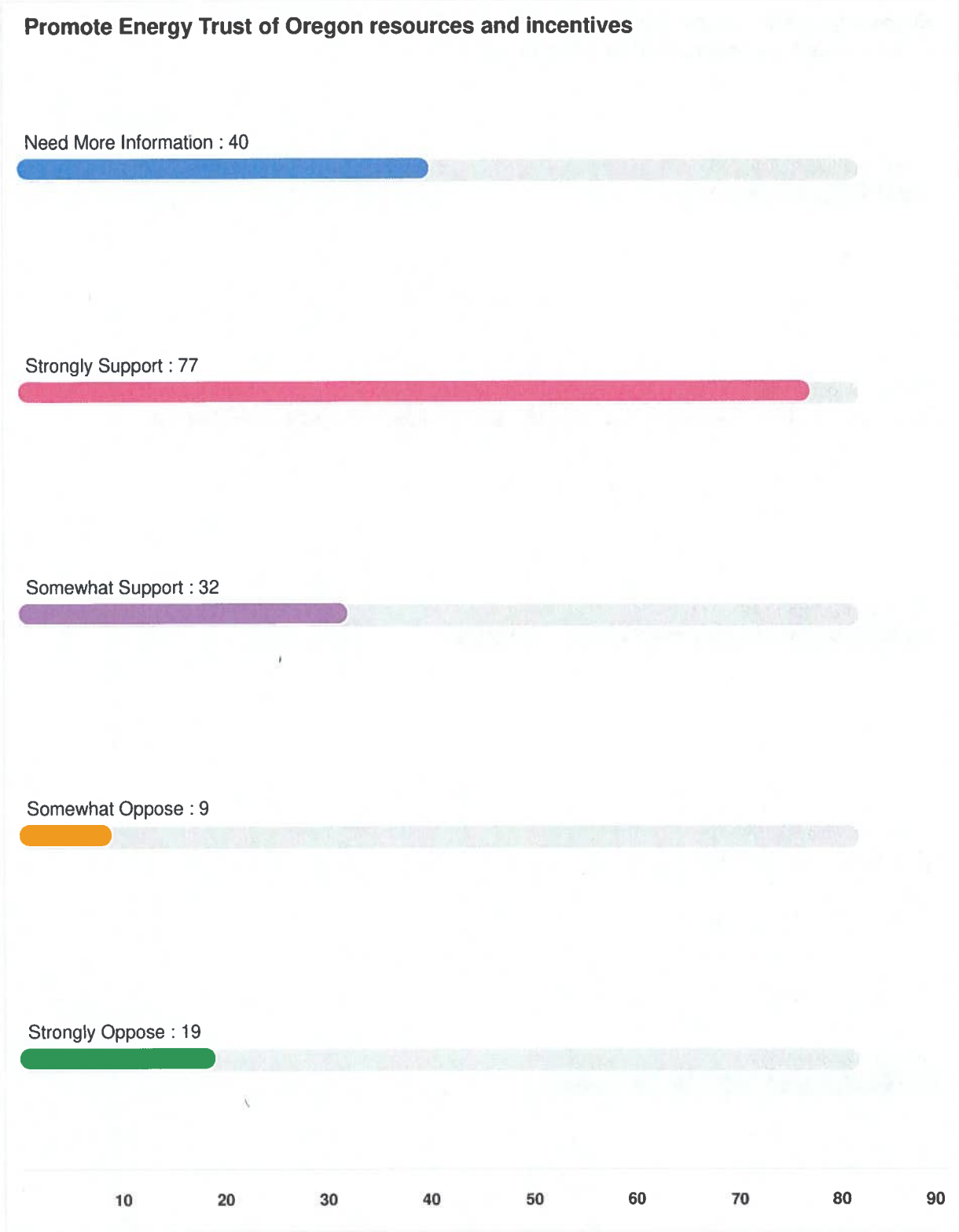

Community Survey : Survey Report for **19 July 2019** to **29 April 2025**

Develop a home retrofit navigator program



Community Survey : Survey Report for **19 July 2019** to **29 April 2025**

Provide solar education for businesses and homeowners



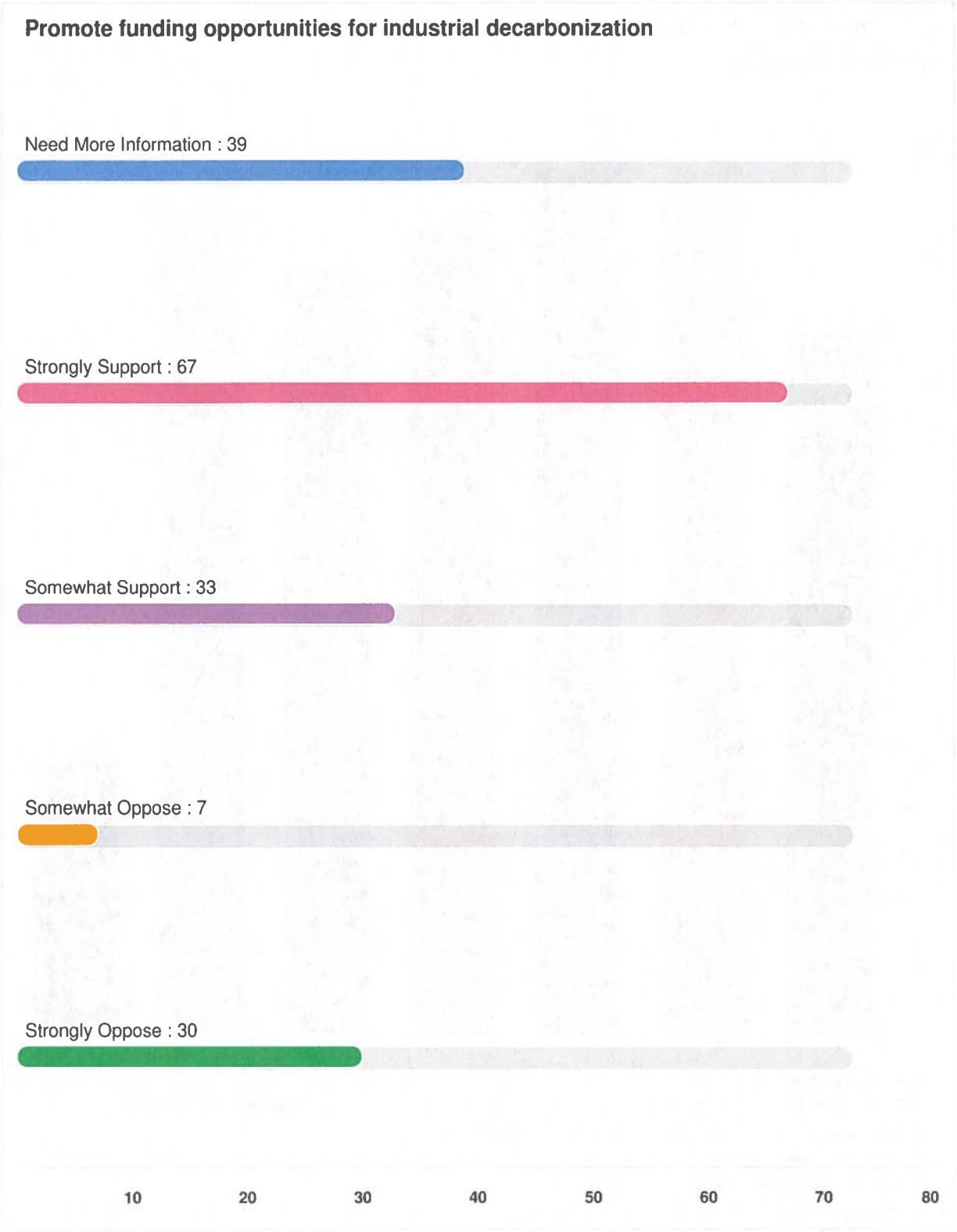
Promote funding opportunities for industrial decarbonization
Need More Information : 39
Strongly Support : 67
Somewhat Support : 33
Somewhat Oppose : 7
Strongly Oppose : 30
10
20
30
40
50
60
70
80

Q9 Which of the following energy efficiency improvements are you interested in making? (Check all that apply)

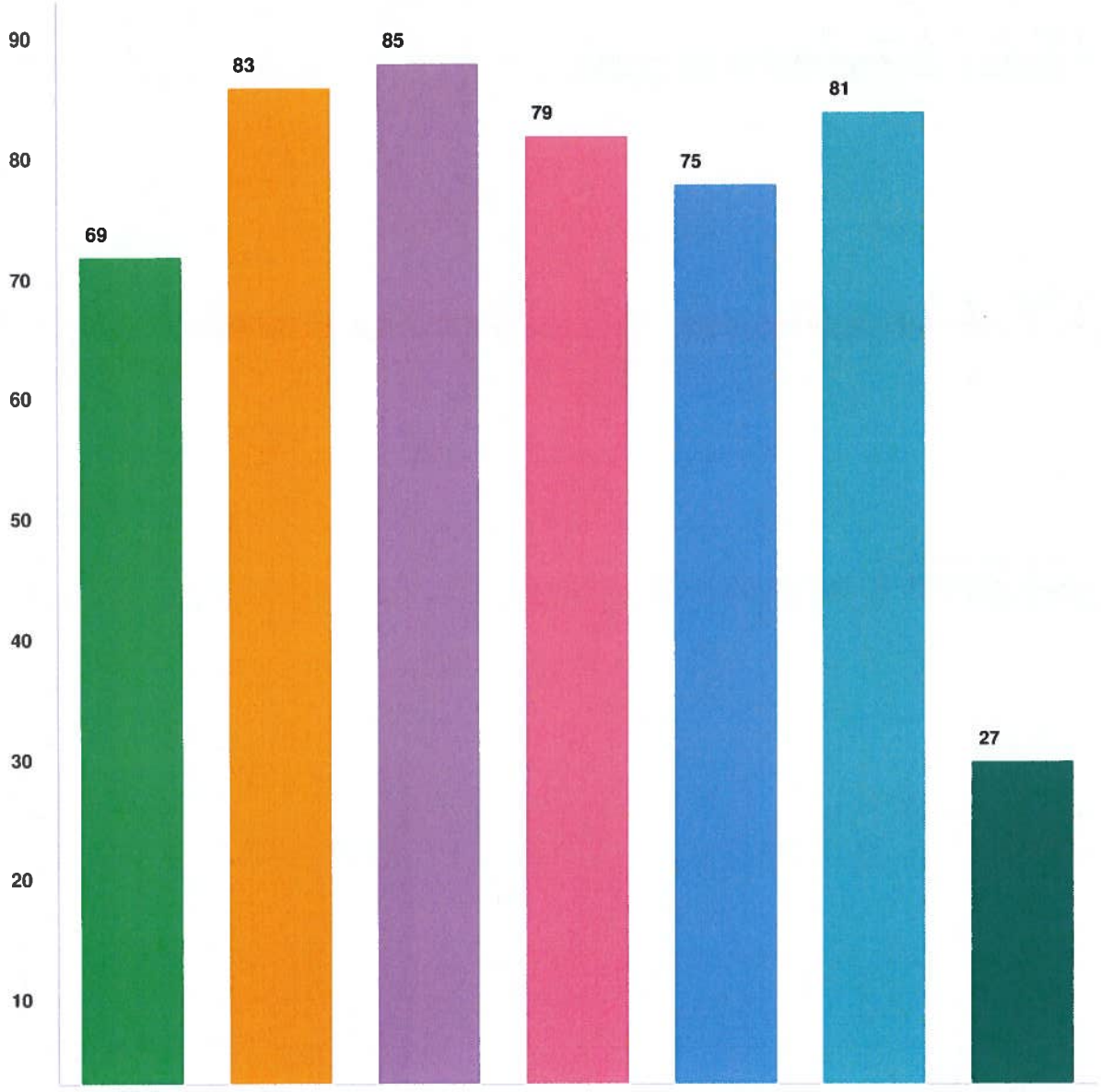

Question options

- Other (please specify)
- Installing solar panels on the roof, on the ground, or in a community setting for shared use
- Installing more efficient windows/doors to prevent the loss of heated or cooled air
- Installing a more efficient heating and cooling system
- Improving building insulation to prevent the loss of heated or cooled air
- Replacing older appliances with more efficient options
- Installing low-flow showers, faucets, and toilets to reduce the amount of water that requires treatment, energy used to treat the water, and wastewater that emits methane, which is a greenhouse gas

Optional question (151 response(s), 27 skipped)
Question type: Checkbox Question

Q10 What support would you need to make the above changes? (check all that apply)

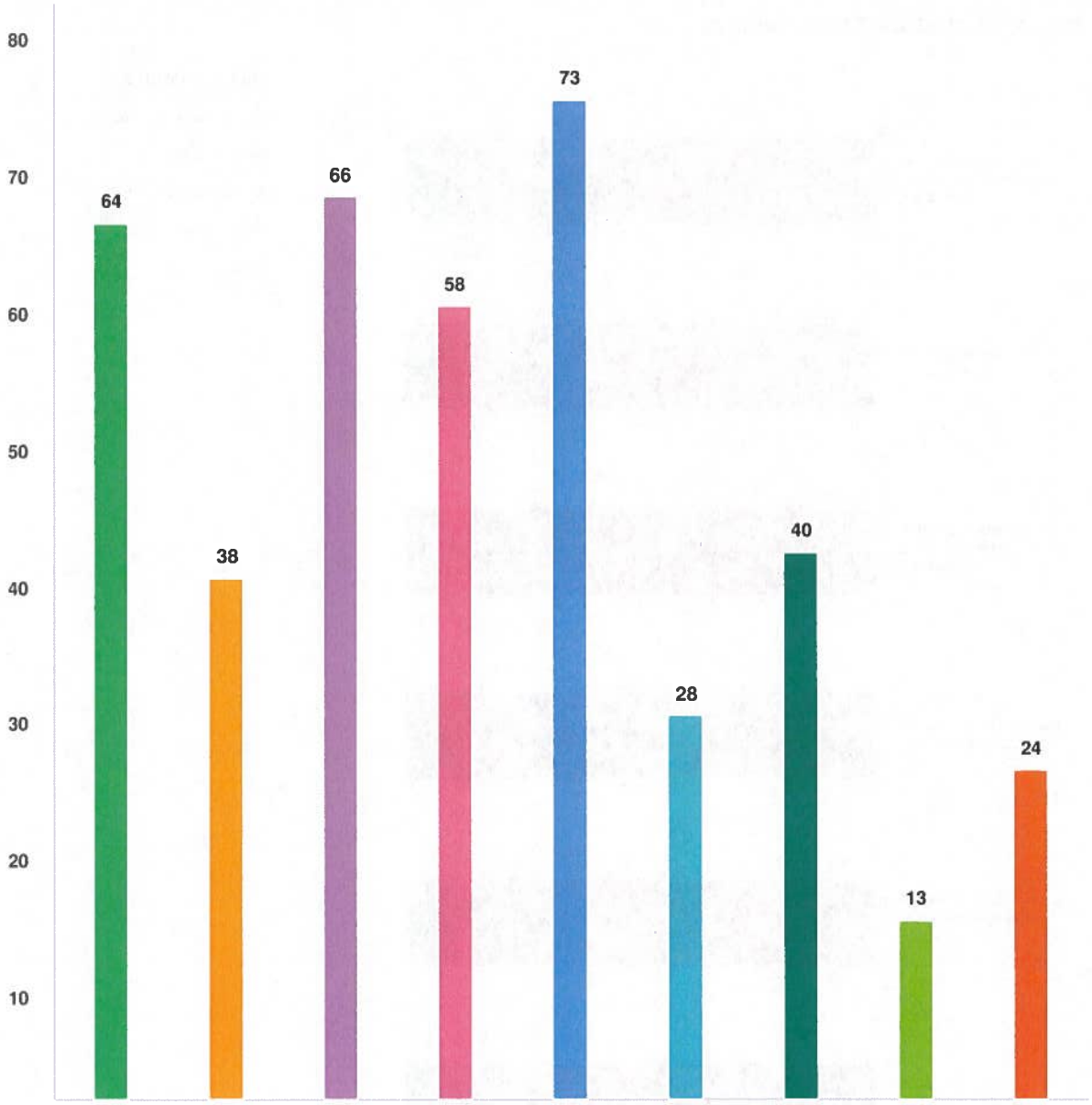

Question options

- Other (please specify)
- I am not interested in making these changes
- I have already made these changes
- The agreement or support of a building owner
- A list of recommended professionals and contractors who can make the changes
- Information on how to make these changes myself
- Partial financial support
- Full financial support
- Education about it and how well it works in our community

Optional question (171 response(s), 7 skipped)
Question type: Checkbox Question

Q11 Land Use and Transportation: City supports action in the community (education, incentives, regulations, grants, etc.): Please rate your degree of support for each of the following possible future actions.

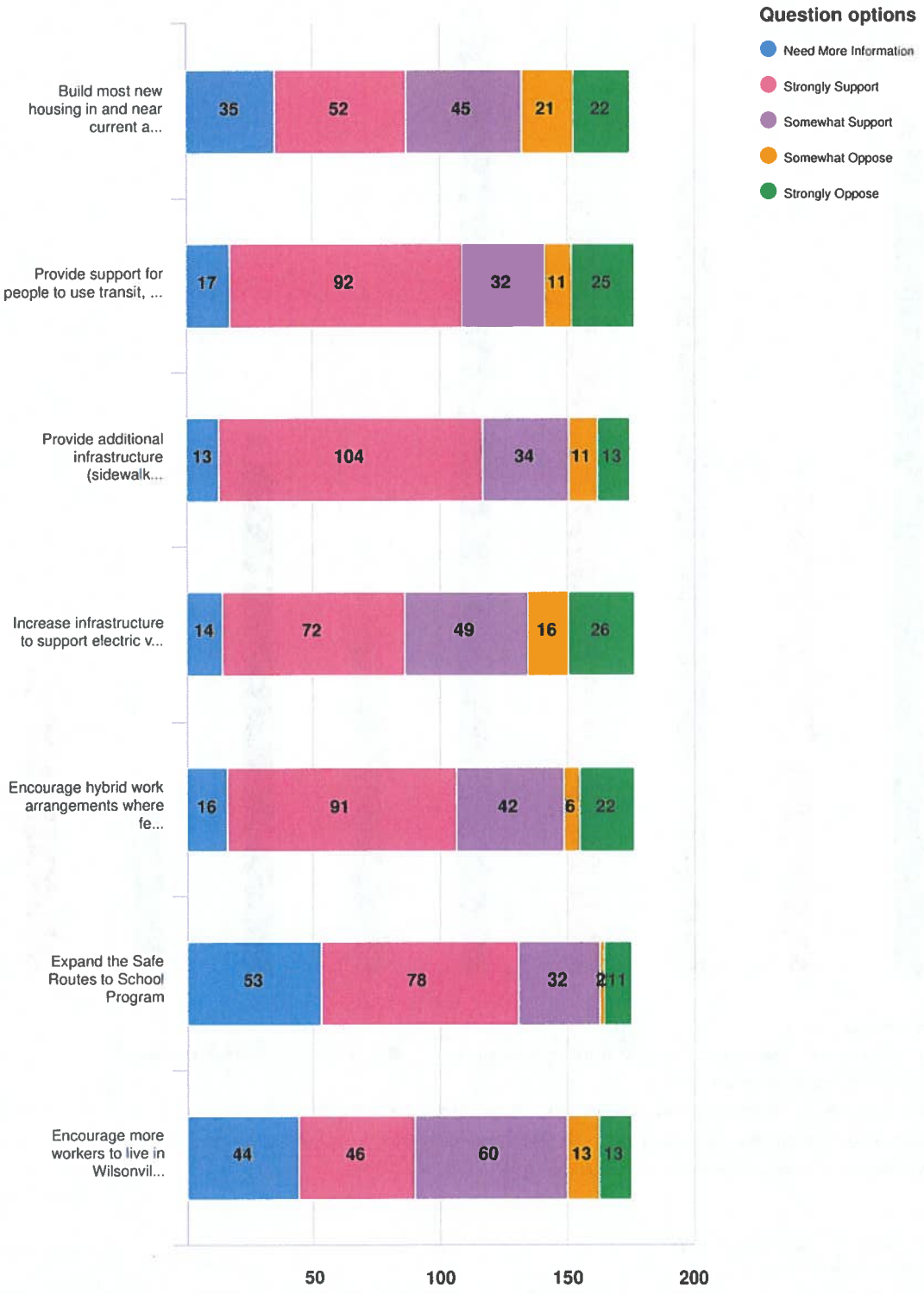

Optional question (177 response(s), 1 skipped)
Question type: Likert Question

Q11 Land Use and Transportation: City supports action in the community (education, incentives, regulations, grants, etc.): Please rate your degree of support for each of the following possible future actions.

Build most new housing in and near current and planned population centers and major travel corridors

Community Survey : Survey Report for **19 July 2019** to **29 April 2025**



Community Survey : Survey Report for **19 July 2019** to **29 April 2025**

Provide support for people to use transit, ride in vehicles with two or more occupants (carpool or ride-share), walk and bike



Community Survey : Survey Report for **19 July 2019** to **29 April 2025**

Provide additional infrastructure (sidewalks, bike paths, etc.) to make it easier and safer for people to walk and bike



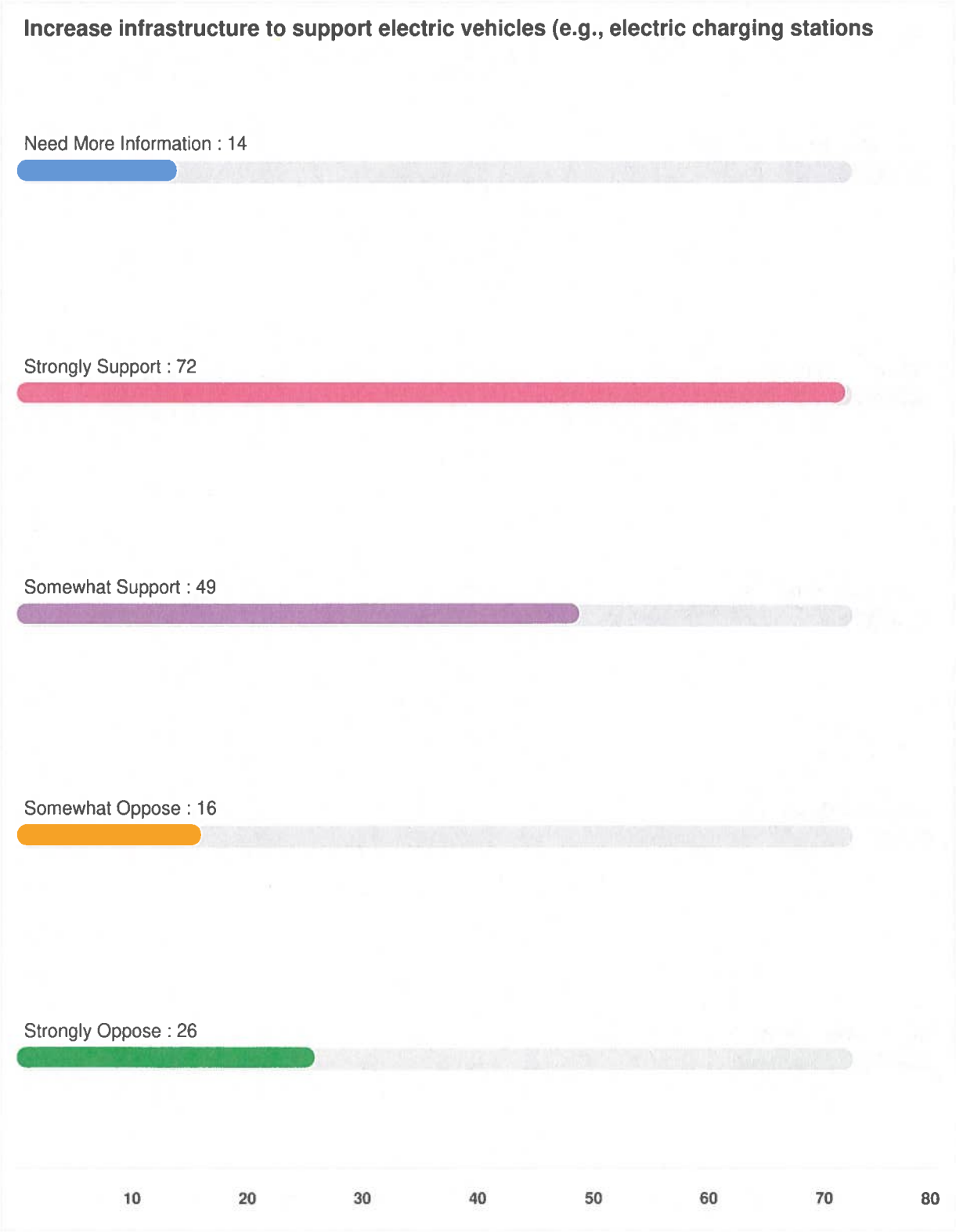
Increase infrastructure to support electric vehicles (e.g., electric charging stations
Need More Information : 14
Strongly Support : 72
Somewhat Support : 49
Somewhat Oppose : 16
Strongly Oppose : 26
10
20
30
40
50
60
70
80

Community Survey : Survey Report for **19 July 2019** to **29 April 2025**

Encourage hybrid work arrangements where feasible

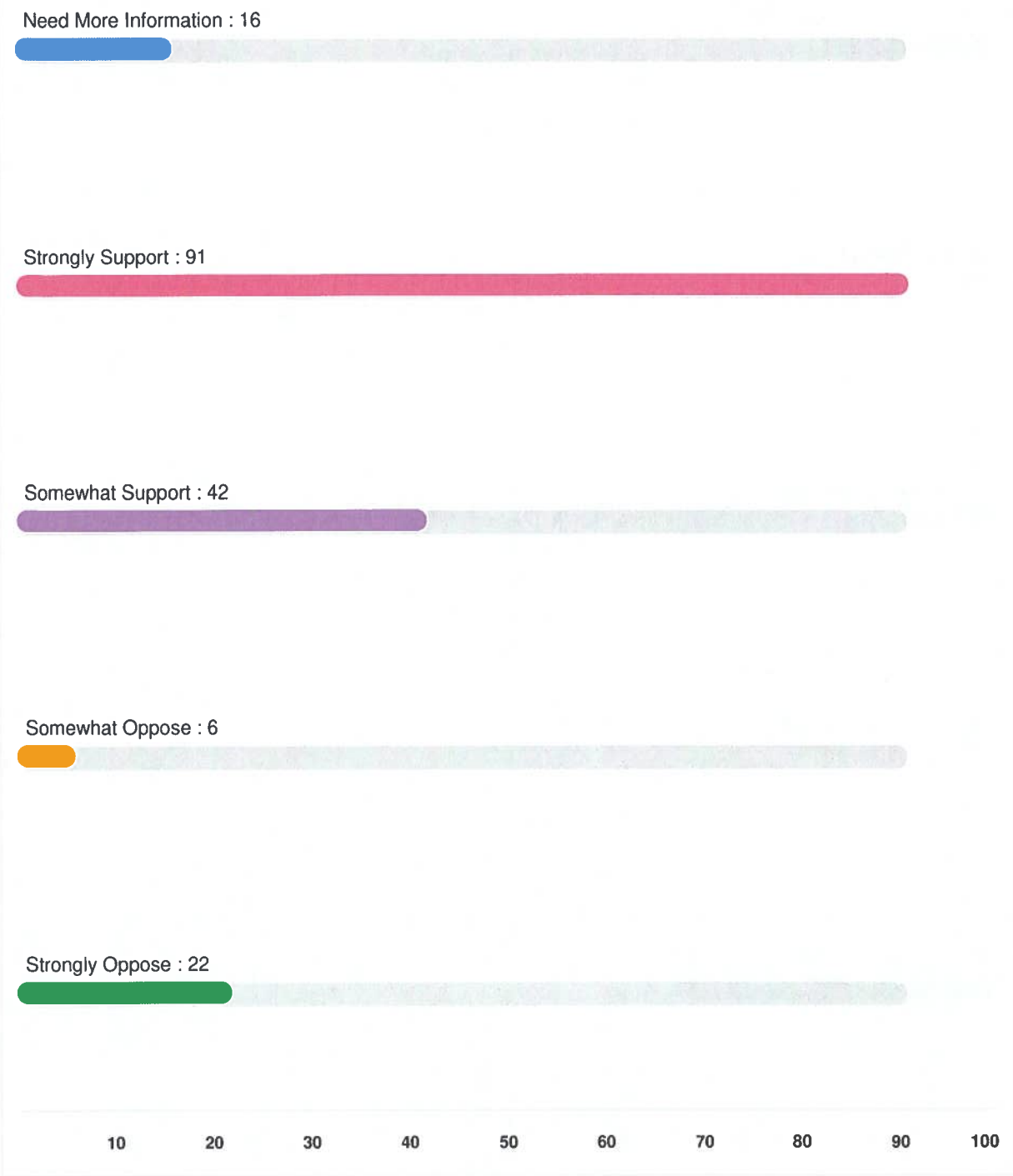

Expand the Safe Routes to School Program



Community Survey : Survey Report for **19 July 2019** to **29 April 2025**

Encourage more workers to live in Wilsonville



Q12 City Advocates: Please rate your degree of support for each of the following possible future actions.

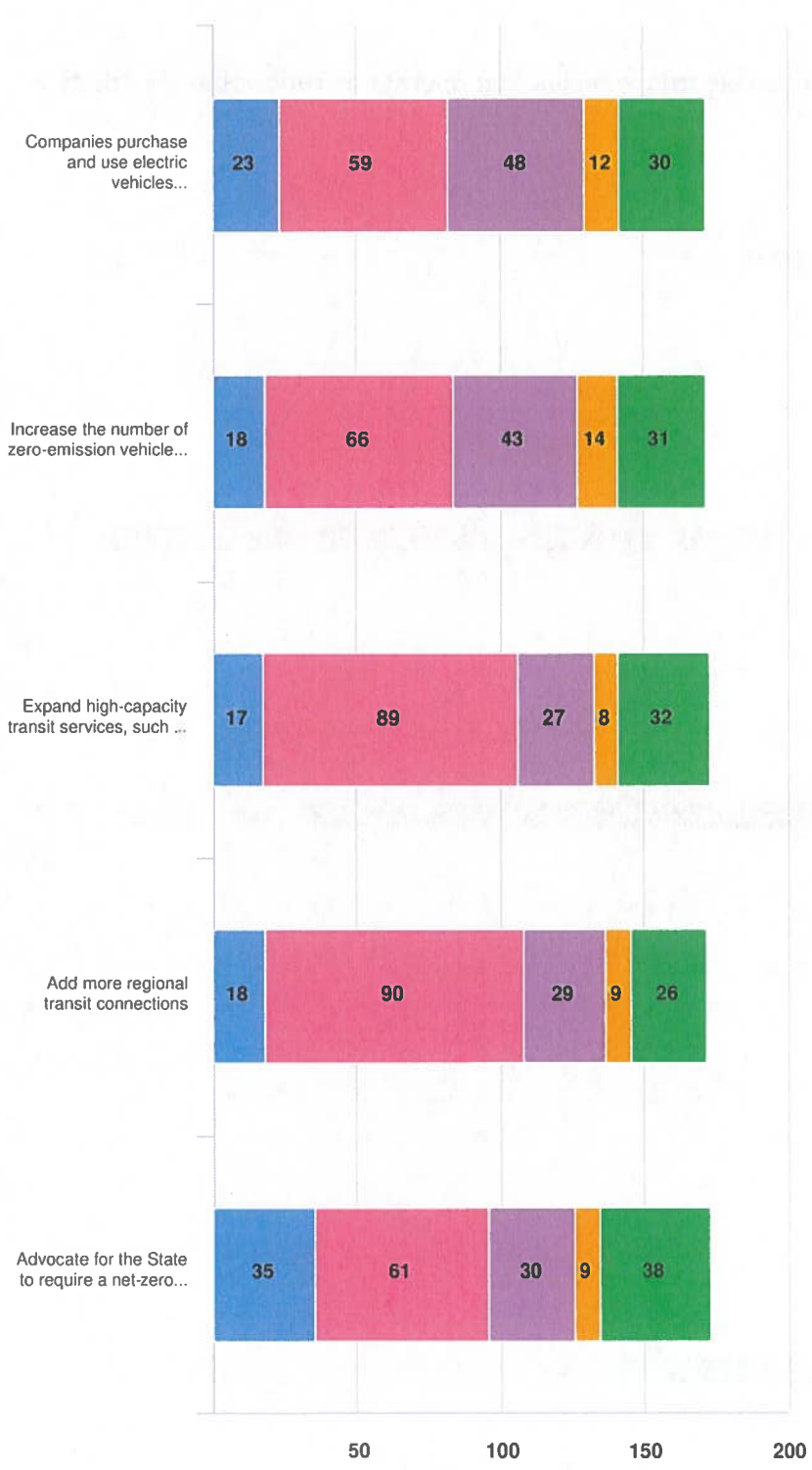

Optional question (173 response(s), 5 skipped)
Question type: Likert Question

Q12 **City Advocates: Please rate your degree of support for each of the following possible future actions.**

Companies purchase and use electric vehicles that operate on renewable electricity



Community Survey : Survey Report for **19 July 2019** to **29 April 2025**

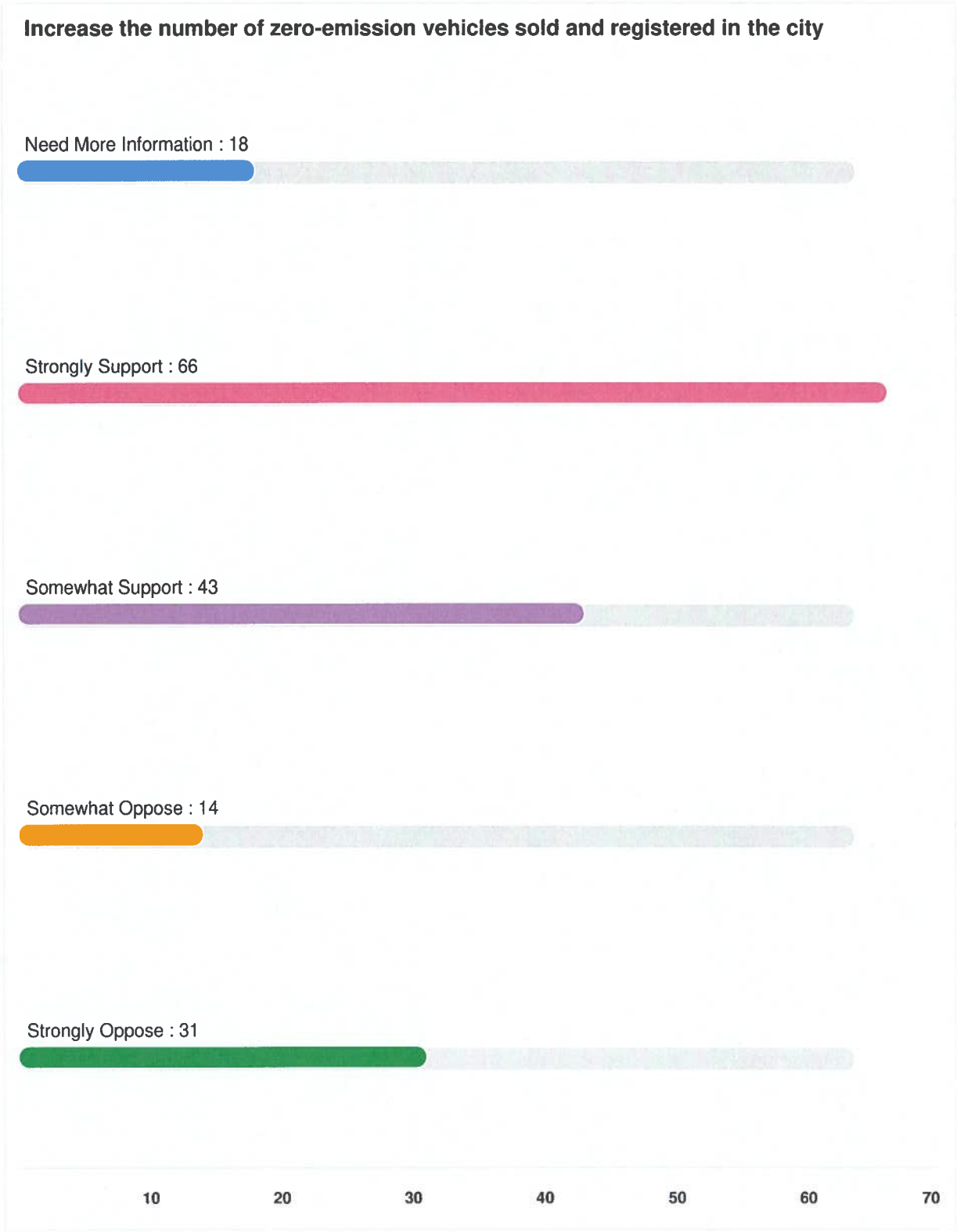

Community Survey : Survey Report for **19 July 2019** to **29 April 2025**

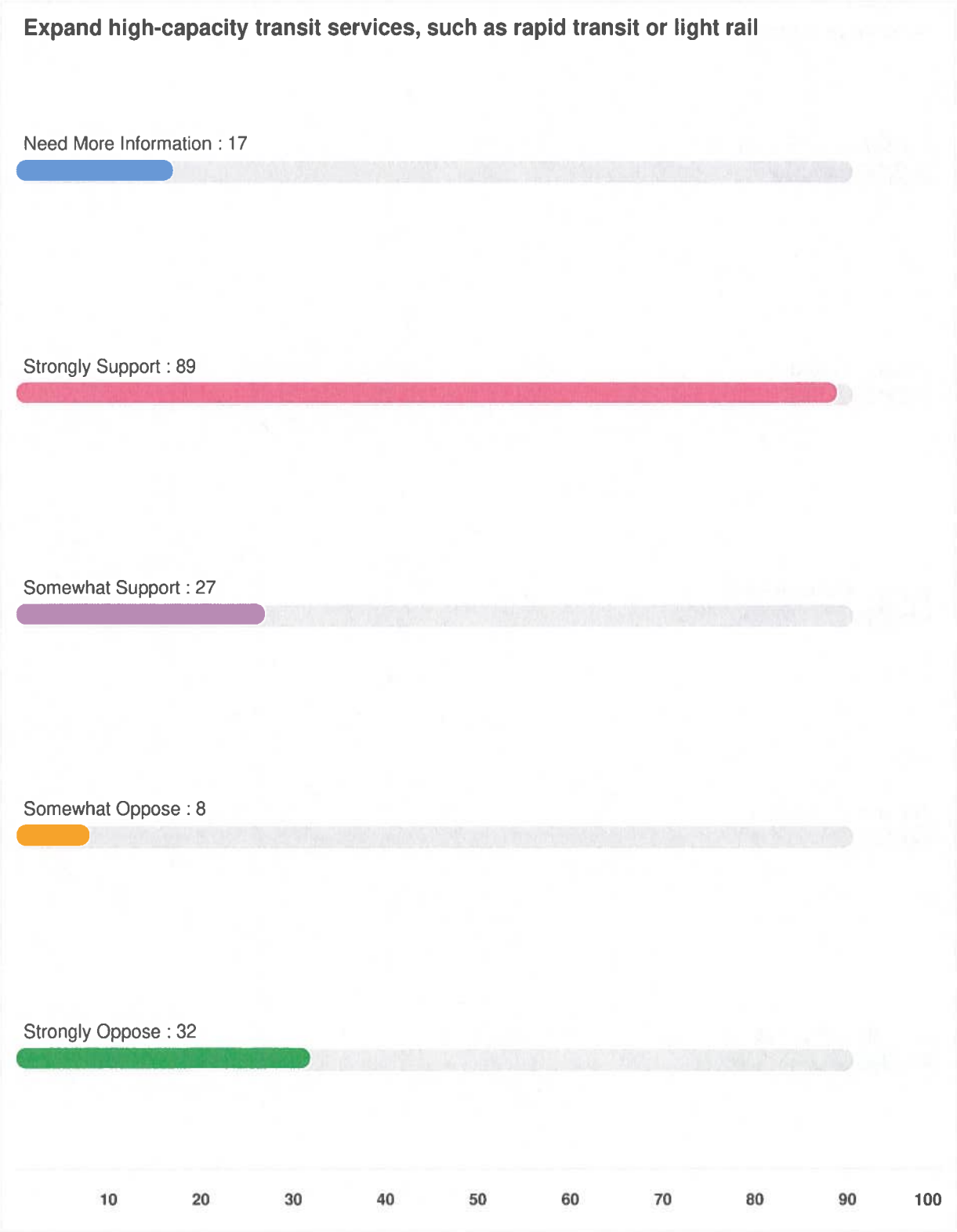

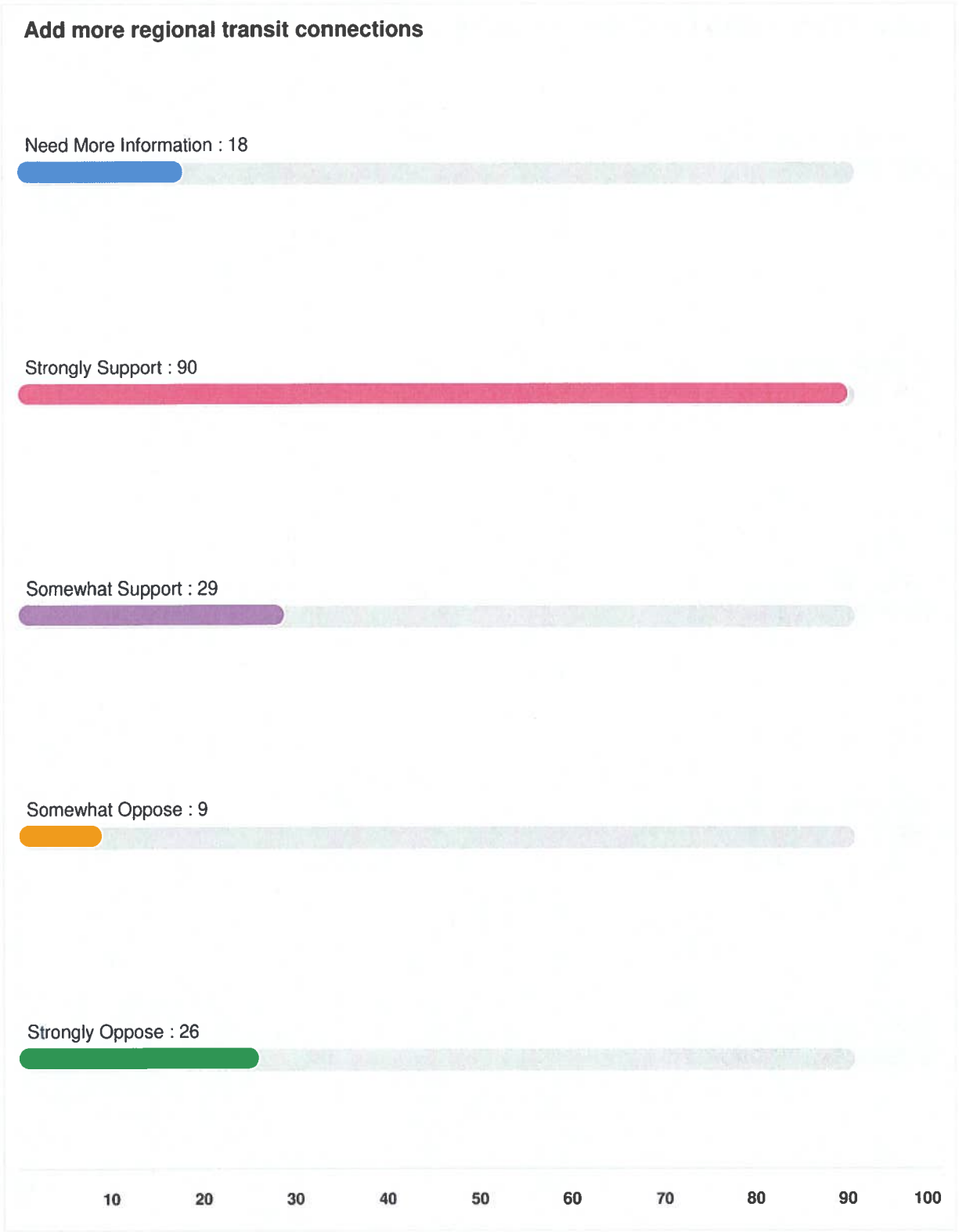
Add more regional transit connections
Need More Information : 18
Strongly Support : 90
Somewhat Support : 29
Somewhat Oppose : 9
Strongly Oppose : 26
10
20
30
40
50
60
70
80
90
100

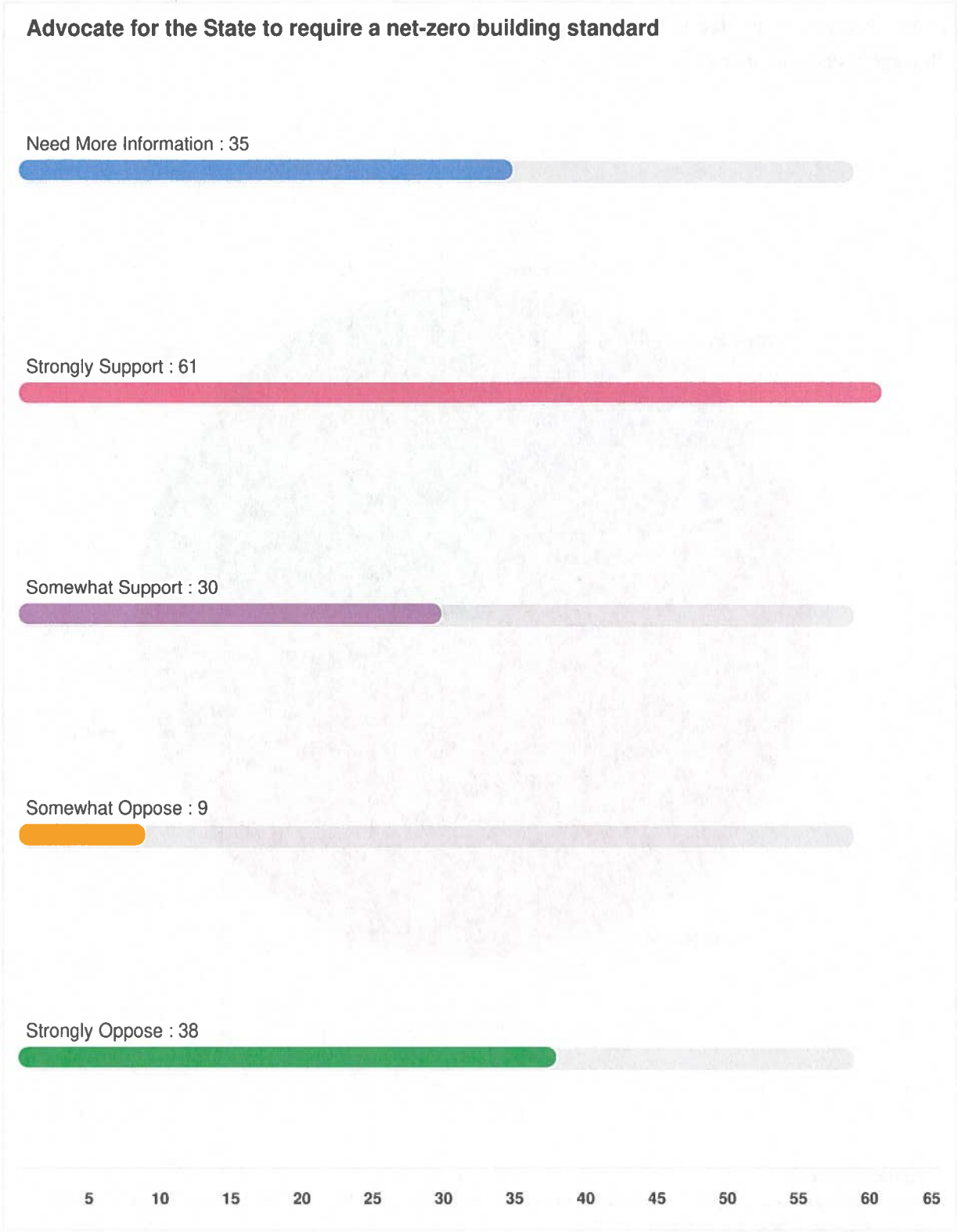
Advocate for the State to require a net-zero building standard
Need More Information : 35
Strongly Support : 61
Somewhat Support : 30
Somewhat Oppose : 9
Strongly Oppose : 38
5
10
15
20
25
30
35
40
45
50
55
60
65

Q13 Are you interested in purchasing or leasing an electric vehicle? (Check the one that interests you the most)

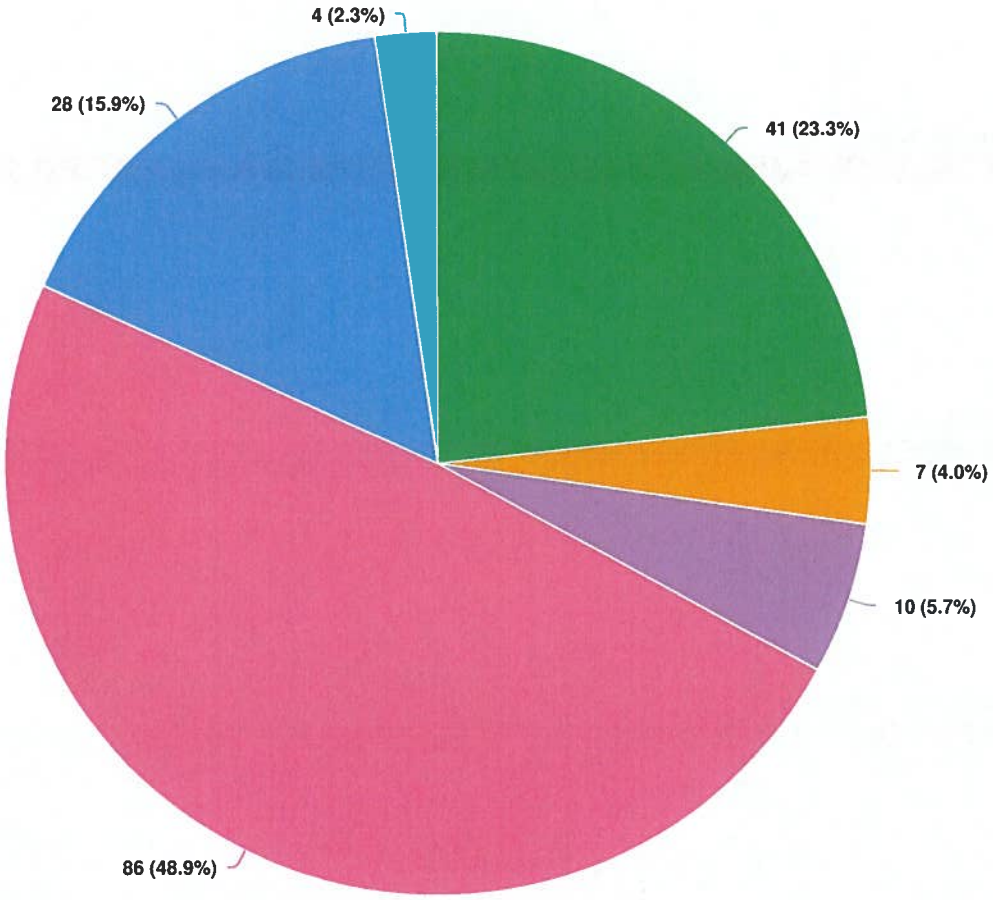

Question options

I already own an electric bicycle
I already own an electric car or truck
No
Yes, both a car or truck or a bicycle
Yes, a bicycle
Yes, a car or truck

Optional question (176 response(s), 2 skipped)
Question type: Radio Button Question

Q14 Are there any barriers to you purchasing an electric car or truck? (Check all that apply)

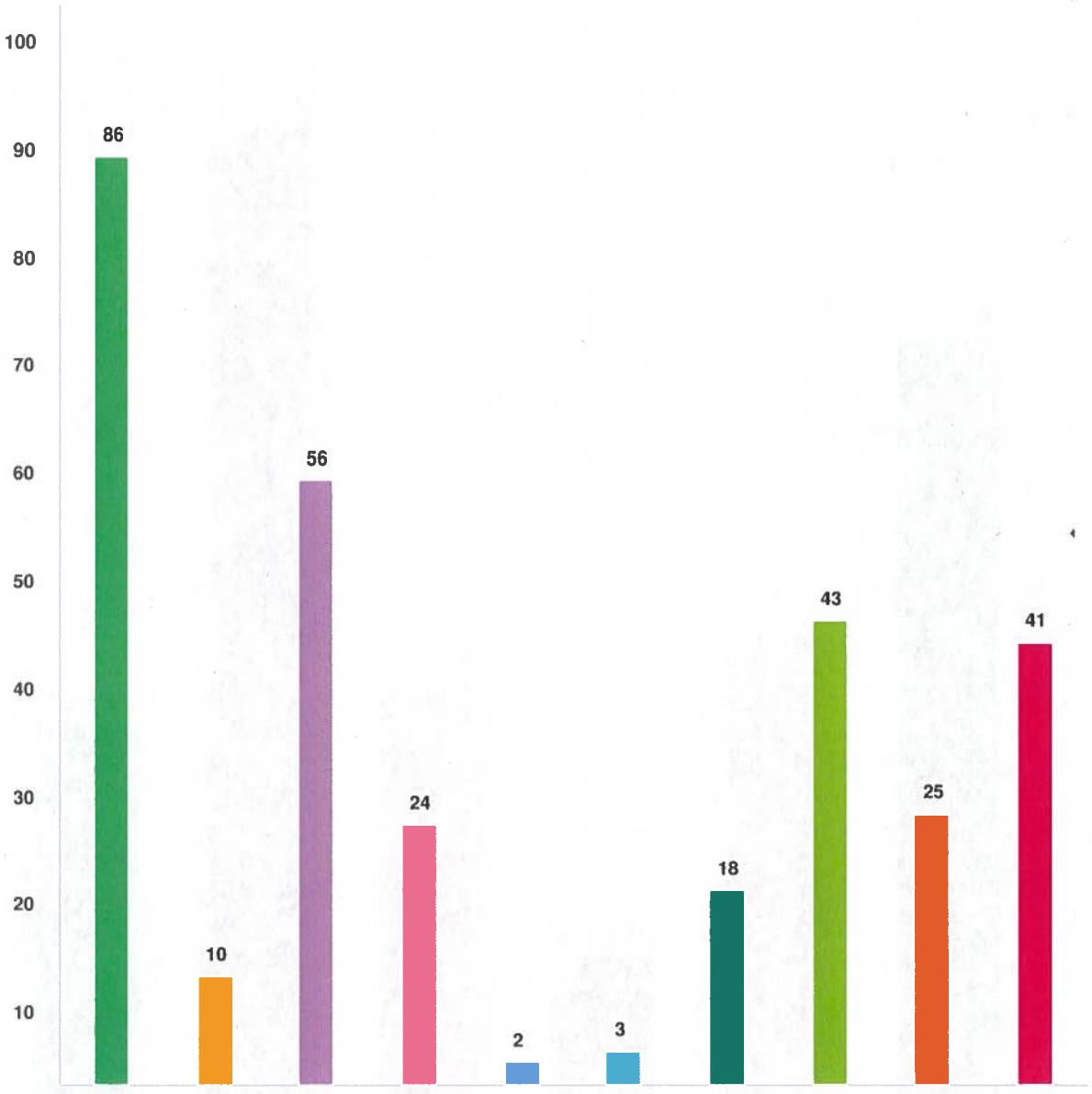

Question options

- Other (please specify)
- I already own or lease an electric car or truck
- I'm not interested in purchasing an electric car or truck
- There are no barriers
- Unsure how to dispose of current vehicle
- I don't drive
- Maintenance – There aren't enough local mechanics to service and maintain electric vehicles
- Charging stations – I don't know if there are charging stations for me to drive an electric vehicle comfortably without risking running out of power
- Availability – It's hard to find one to purchase or lease
- Cost

Optional question (175 response(s), 3 skipped)
Question type: Checkbox Question

Q15 What support would you need to make the above changes? (check all that apply)

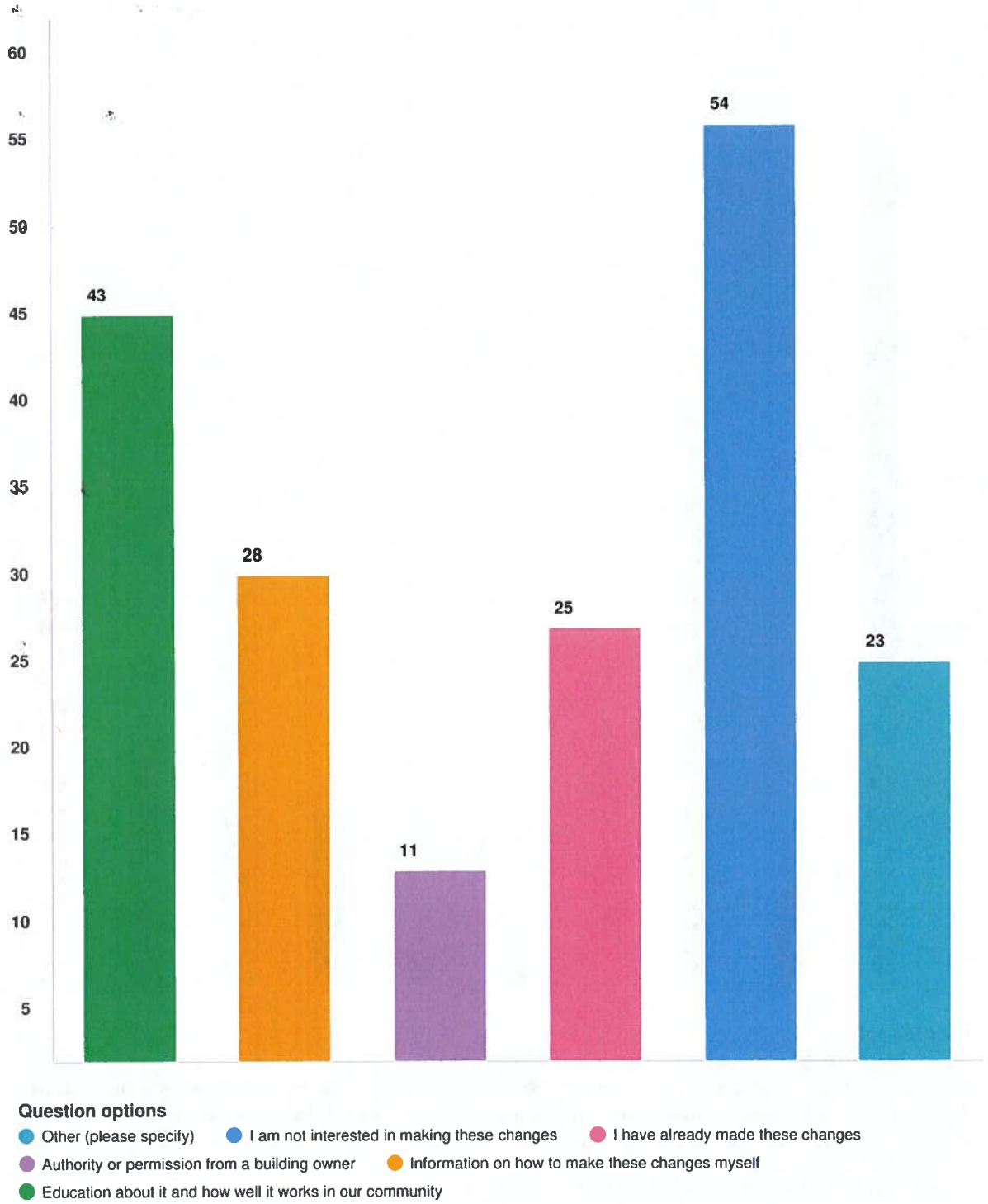

Optional question (150 response(s), 28 skipped)
Question type: Checkbox Question

Q16 Please share any other suggestions you have for actions individuals can take to address climate change (please specify)

[redacted]

[redacted]
4/02/2025 02:03 PM

Reduce grass lawns or prevent HOAs from requiring lawns. Require that if a tree is removed or damaged during a storm that another tree has to be planted within a 30' radius.

[redacted]

[redacted]
4/02/2025 04:13 PM

I'd like to add Ridwell as a service for Wilsonville.

[redacted]

[redacted]
4/02/2025 04:50 PM

People are struggling from the inflation the past 4 years. You should think real hard on spending the Wilsonville citizens hard earned money. Most are doing worse financially today than 3 years ago and taxes have only risen. Make sure any use of the taxpayers funds is directly related to helping those you have taken funds from.

[redacted]

[redacted]
4/02/2025 04:51 PM

Talk to real born and bred Oregonians. Study historical data back more than 20 years. there has always been climate change. urban non-oregonians sense it more because they live in concrete jungles. get out of the house. be stewards of our beautiful state.

[redacted]

[redacted]
4/02/2025 05:29 PM

Everyone must do their part! At least one thing like not watering your lawn or washing your car at home! Eating less meat!

[redacted]
4/02/2025 05:47 PM

Besides greater access to mass transit, walkabilty, and bicycle access, most of these ideas are a waste of time and money that will more than likely scare away people and businesses. Wilsonville should not be attempting to solve climate change. Wilsonville should be focused on more practical things such as doing something about the abandoned Fry's Electronic store. Why couldn't have been a Home Depot. The local Ace hardware store is not that good.

[redacted]
4/02/2025 05:59 PM

Read factual information, maybe 2 -3 books to read different ideas. Don't just listen to other people.

[redacted]
4/02/2025 06:38 PM

More formal opportunities for circular economy (e.g. secondhand stores)

[redacted]

Allow government employees to transfer to jobs near their homes

4/02/2025 07:17 PM	without losing any benefits or seniority.
[redacted] 4/02/2025 07:55 PM	Plant more trees and gardens. Increase subsistence education
[redacted] 4/02/2025 08:22 PM	Improve traffic flow and increase mass transit to other areas
[redacted] 4/03/2025 08:33 AM	Please do not send mass mailings -- or ANY mailings -- on PLASTIC-COATED PAPER What the heck??! The huge postcard you sent to *every mailbox in the city* is plastic-coated so very very will eventually decompose into *microplastics* that are fossil fuel-based and will persist in our water and land for hundreds of years - and in the bodies of all living creatures. Again - what the heck?? Please work on your own operations
[redacted] 4/03/2025 09:11 AM	City should be required to fully disclose the climate change impact to all proposed city master plans and allow individuals to vote on those plans with transparent information.
[redacted] 4/03/2025 10:33 AM	In regard to #11 and the reason I answered "somewhat support" to two questions. While I am in support of building most new housing in and near current and planned population centers and major travel corridors. I don't want to see 3, 4, plus story buildings in Wilsonville. If I wanted to live in a congested high density town, I would have moved to Portland. I moved to Wilsonville because it is a nice quiet town on the edge of the country. I don't want it to become a mini Portland. Also providing support for people to use transit, ride in vehicles with two or more occupants (carpool or ride-share), walk and bike is a nice idea but I am a senior and don't see myself hauling my bags of groceries by foot in the rain or heat, especially when a number of bus stops do not have shelter. While idealist, it is nice to have the transportation as an option not a mandate. Plus it would be nice to have the option to take mass transit via the train south to Salem instead of the only option being bus. Also, taking mass transit to my doctor appointments outside of Wilsonville is not an option since it would take hours and a number of transfers. Bottom line, while mass transit is a good idea, the Portland metro area is not setup very efficiently for it yet.
M 4/03/2025 11:43 AM	Plant a garden and or grow anything! Window, container or ground. The more people are connected to the earth the more people will treat her kindly. It will take time. Even if we had a magic wand right now to

	fix climate change most industries would fight for it to NOT happen. I feel climate change will probably have to be a grass roots change. That WE the people will make the change and will create that change without power structures forcing us to buy the change. Alot of green energy seems to be making green for a few and charging lots of green to the rest of us!
[redacted] 4/03/2025 12:08 PM	Get SMART to run a bus to Oregon City and Sherwood.
[redacted] 4/03/2025 01:08 PM	Stop buying shit from China
[redacted] 4/03/2025 01:46 PM	Encourage more businesses to come to Wilsonville. Stop building dumb ass bike paths and work on leasing the giant empty building at town center.
[redacted] 4/03/2025 04:46 PM	In the UK all new build homes are required to have Solar Panels. Very surprised this is not the same in Oregon/USA.
[redacted] 4/03/2025 06:27 PM	Host a city wide sustainability event with vendors/suppliers that can support solar, energy efficient windows, etc. Could be combined with a clean up / community trash pick up day?
[redacted] 4/03/2025 07:50 PM	Avoid implementation of more regulations and allow citizens to make their own choices and decisions.
[redacted] 4/04/2025 09:03 AM	Nuclear energy.
[redacted] 4/04/2025 09:09 AM	Make newsprint ads sent through mail illegal. I live in an apartment complex with large mailbox banks... the recycling bin is always stuffed with worthless paper ads.
[redacted] 4/04/2025 12:06 PM	N/A
[redacted] 4/04/2025 01:59 PM	Centrally located composting bins for small households to drop off compostables.

Community Survey : Survey Report for **19 July 2019** to **29 April 2025**

[redacted] 4/04/2025 05:17 PM	I believe we're all called to cultivate the land, to take care of nature and not trash the earth. We all share that responsibility. The Parks & Recreational committee has done a fantastic job taking care of nature in Wilsonville. We should be very proud of how green we are.
[redacted] 4/04/2025 08:23 PM	Address I5 commute to/from wilsonville. Increase recycle capacity/ centers in the area
[redacted] 4/04/2025 09:11 PM	Stop eating meat... or at least a LOT LESS of it. Teach folks the amazing and delicious options of plant diets. Teach folks to grow their own veggies and fruits. Create community gardens! Create "veggie gardening and cooking" curricula in the schools!
[redacted] 4/05/2025 06:45 AM	Grass in yards, excessive watering.
[redacted] 4/05/2025 08:43 AM	Because I rent, I observed that rental apartments are very poorly insulated: door frames, windows, walls. The landscape of public and private properties could change to include more native plants that are more suitable to the weather and won't require so much water. More trees or natural shelters would create shady spots for the citizens to find relief during hot days. More community gardens for citizens to grow their own food, which helps with food scarcity and removes the stress about food expenses. Education workshops from horticulture professionals or local farmers to educate citizens in planting their own food in suburban areas and community gardens. Creating a city owned nursery in order to grow food plants and sell/give away to the citizens at reasonable price to prevent price gouging from the local businesses. Invest in more side walks that can provide access to stores, parks, etc.. people don't wank as much because there are no safe routes to cross freeways to get to grocery stores or even community gardens.
[redacted] 4/05/2025 08:48 AM	We can grow gardens to increase our local food production. We can set our thermostats to use less energy. We can create walking paths to stores to reduce the use of cars. We can embrace a culture of producing more and consuming less.
[redacted] 4/05/2025 11:06 AM	I see some public buildings, such as schools, with what I consider unnecessary lighting during non-work hours. For example, at night.
[redacted]	Individuals are free to make their own financial decisions. City

Community Survey : Survey Report for **19 July 2019** to **29 April 2025**

4/05/2025 11:44 AM	government should not be wasting taxpayer dollars on market interference or crony capitalism. [redacted]
[redacted] 4/05/2025 01:54 PM	I support more heavily forested parks within Wilsonville for more concentrated carbon sinks.
[redacted] 4/05/2025 05:12 PM	Hello, the only reason I'm filling out this survey is to point out that you mailed the climate action plan survey on a giant glossy plastic coated non-recyclable color printed post card!!! I literally laughed out loud at the total lack of awareness. A waste of both money and natural resources. Unbelievable!! I'm so disappointed.
[redacted] 4/05/2025 05:46 PM	No suggestions for individuals. This problem cannot be solved at an individual level. The state must force the largest emitters to be net zero immediately.
[redacted] 4/06/2025 02:01 AM	This quiz doesn't benefit anything traffic-related that is where your focus should be.
[redacted] 4/06/2025 11:13 AM	Citizens need to be told the truth about why climate change is occurring. It is not Mother Nature. It is weather altered by geoengineering for over 50 years.
[redacted] 4/06/2025 12:17 PM	The largest impact I could see someone having is their diet. I know people have been taught that you need meat and dairy for a sustainable diet, but that is not the case and in fact it's the largest contributor to greenhouse gases which caused the planet to warm up. If more people Went on a plant-based diet and brought light to the inhumane and inappropriate Factory farming, I think that would make a large enough difference to buy us sometime to sort out other alternatives to electric batteries, oil, and gas. [redacted]
[redacted] 4/06/2025 02:03 PM	Plant trees whenever and where ever you can.
[redacted] 4/06/2025 02:33 PM	The traffic flow in Wilsonville causes pollution from idling cars. We need to improve the roads before putting more high-density housing. [redacted]
[redacted] 4/06/2025 06:14 PM	Cost can be prohibitive.

[redacted]
4/06/2025 07:48 PM

Stop living in fear. Stop shoveling money into ineffective programs. Consider how environmentally detrimental solar panels, giant windmills, and EVs truly are.

[redacted]
4/07/2025 01:17 PM

This question contains a built-in bias, or false premise, that (1) "climate change" is a real thing, and (2) that we as human beings can alter the climate through our individual or collective action, especially on a truly microscopic scale in a town like Wilsonville, with fewer than 30,000 residents. That amounts to .0004% of world population, and if there were no Wilsonville at all, the effect on the climate, even assuming that we could have some effect, would be utterly insignificant. Just to give another example, a previous question mentioned wildfires, which have certainly increased in Oregon recently, but this has NOTHING to do with climate change; the unconscionable failure to properly manage state and federal forest lands has made them into tinderboxes waiting to be incinerated by a simple lightning strike or act of arson. If you need proof, note that private forest lands rarely burn. They are kept relatively free of underbrush, logged responsibly, and replanted with new seedling trees on a renewable schedule. If you REALLY want to Keep Oregon Green, as was the slogan just a few decades ago, let's all work together to stop these devastating fires, which as I understand destroyed 5000 homes in the Fall of 2020. Trying to force everyone to live in high-density housing, and to ride bicycles, is not going to help, IMHO.

[redacted]
4/07/2025 03:49 PM

I would like to see more home and business landscapes that support the drier climate and amend HOA criteria to allow for landscape changes in each neighborhood.

[redacted]
4/07/2025 05:39 PM

YOU CAN SLEEP WELL TONIGHT, BECAUSE THERE IS NO CLIMATE CRISIS. We should stop fretting about it; it is scaring some of our children. As a retired pediatrician, I have seen many cases of "eco-anxiety" in my patients; in my opinion, this is a serious form of "child abuse." I have studied climatology for more than 25 years. My oldest son has spent his career with the U.S. Geological Survey (USGS), and he participated in climatology for 34 years until his death.

[redacted]
4/07/2025 09:06 PM

Increase recycling efforts and reduce use of plastics.

[redacted]
4/07/2025 09:58 PM

electric only for homes (no natural gas), sustainable practices for logging, health care, increase plastics recycling and education about recycling, more community gardens

[redacted]
4/08/2025 01:11 PM

it is the daily little decisions of businesses and individuals that will make the biggest impact. Encourage and incentivize participation without increasing costs to mandate participation. People want to do the right thing, but taxing or mandating participation is not the best means to create buy-in.

[redacted]

[redacted]
4/08/2025 01:14 PM

Reduce the environmental damage of battery elements being mined and harmful disposal of dead batteries.

[redacted]
4/08/2025 04:02 PM

Buy local to reduce emissions from transporting food and other goods: Easier access to locally -grown food, such as farmers' markets featuring a variety of local farms at different locations in the city multiple days per week; and/or CSA programs. Reduce the amount of meat in your diets (even if you aren't comfortable going fully vegetarian). Play locally: Parents and caretakers can put greater effort into getting their jids to play together instead of spending [redacted] on computers games or driving to other communities to play. Also, consider favoring local destinations for tourism and entertainment. Drive and fly less: try taking Amtrak to your next vacation. Investigate local biking/walking/bus options to get around town or to commute to work.

[redacted]
4/08/2025 06:26 PM

Eliminate climate change from your agenda and stick to city business on budget.

[redacted]

[redacted]
4/10/2025 02:08 PM

Put the money from this program into our roads and schools. Where it's actually needed and can make an impact and change for the better.

[redacted]

[redacted]
4/11/2025 08:44 AM

Promote and educate recycling. Pride recycling in Sherwood does a better job of making it easy to drop off items to be recycled than our Republic services drop site on Ridder road.

[redacted]
4/11/2025 06:58 PM

Please Please Please Quit high density communities without first developing improved major commute roads. Several intersections are ALREADY severely impacted during commute hours. Also, please take a HARD SECOND LOOK at the Villebois Planned Community.

	The garages can barely fit a standard size car, and the driveways to the garages are so Narrow, that people can't make the turn into their garages. this causes everyone to park on the street., This scenario makes it impossible for two cars traveling in opposite directions to safely pass. It makes it dangerous to be able to safely turn onto side streets because you can't see around the cars. Studies has shown decrease in pedestrian, biking and car accidents by having the corners have no parking for at least a car length.
[redacted] 4/12/2025 04:59 PM	None there is no climate change. The climate runs in cycles. Follow the Science. Leave things as they are. Every thing you want to do costs a lot of money, money people don't have, money the city doesn't have. Millions and millions of dollars. Next thing you will want to do is to raise taxes to pay for this Nonsense.
[redacted] 4/12/2025 07:32 PM	The local businesses that create large amounts of green house gases should have corporate responsibilities by purchasing energy efficient equipment.
[redacted] 4/13/2025 10:47 AM	Rent control! I know this sounds odd, and may be hard to accomplish. But people are looking for easy, cheap, convenient ways to live because we are all working non-stop without any financial gain to show for it. This contributes to the never ending struggle of buying fast food, junk food, fast fashion. All things that are produced on a mass scale and harm the environment. I personally would love to have a little bit of land where I can garden and have chickens, but I struggle just to pay rent and eat well.
[redacted] 4/15/2025 10:01 AM	A little off subject but neighborhoods need to review or develop an active wildfire strategy to assure minimum loss of life and structure during coming droughts
[redacted] 4/15/2025 11:28 AM	These all seem like large steps for a small community. How about we keep planting trees to absorb CO2, make sure the charging infrastructure is adequate for those who want electric cars, and TRAFFIC! Cars that are idling, starting, and stopping has to be one of the largest contributors to GHG in Wilsonville.
[redacted] 4/15/2025 03:42 PM	Make more money to be able to afford changes that will effect climate change.

Community Survey : Survey Report for **19 July 2019** to **29 April 2025**

[redacted] 4/17/2025 07:46 PM	In the Villeboa neighborhood there should be small grocery and bakery shops and restaurants so we don't have to drive for such things.
[redacted] 4/23/2025 09:47 AM	My understanding is that 'eating low on the food chain' (i.e. less meat & more locally-grown fruits & vegetables) is a powerful way to decrease environmental impact.
[redacted] 4/23/2025 10:20 AM	I've touched on them, but basically, take personal responsibility, stop being a victim of the system, and show others that they can do the same. Will they? Probably not.
[redacted] 4/24/2025 08:29 AM	Information on how to keep home air clean during wildfire season.

Optional question (65 response(s), 113 skipped)
Question type: Essay Question

Community Survey : Survey Report for **19 July 2019** to **29 April 2025**

Q17 Tell us which of these apply to you (check all that apply)

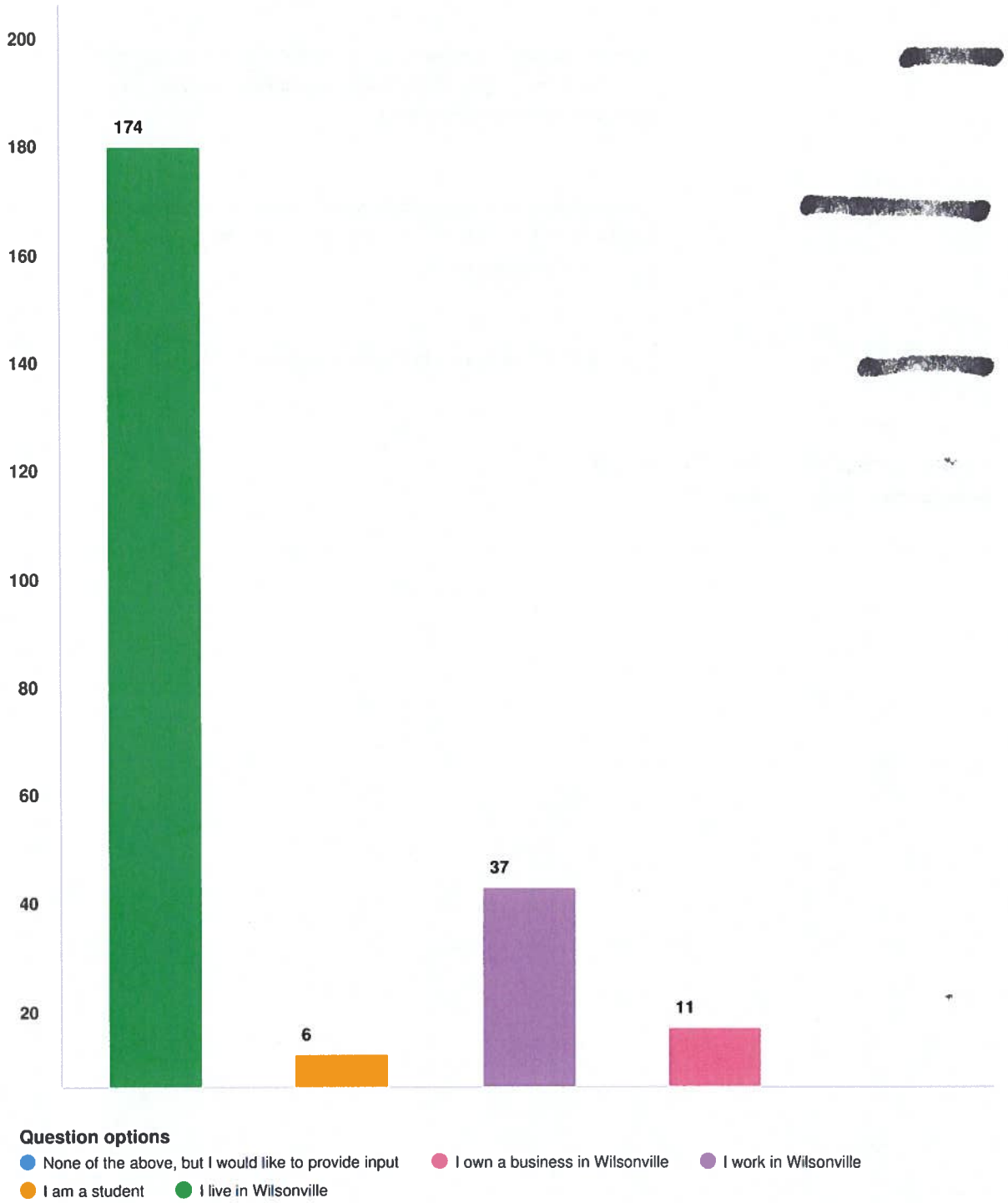

Optional question (176 response(s), 2 skipped)
Question type: Checkbox Question

Q18 Do you identify as: (check all that apply)

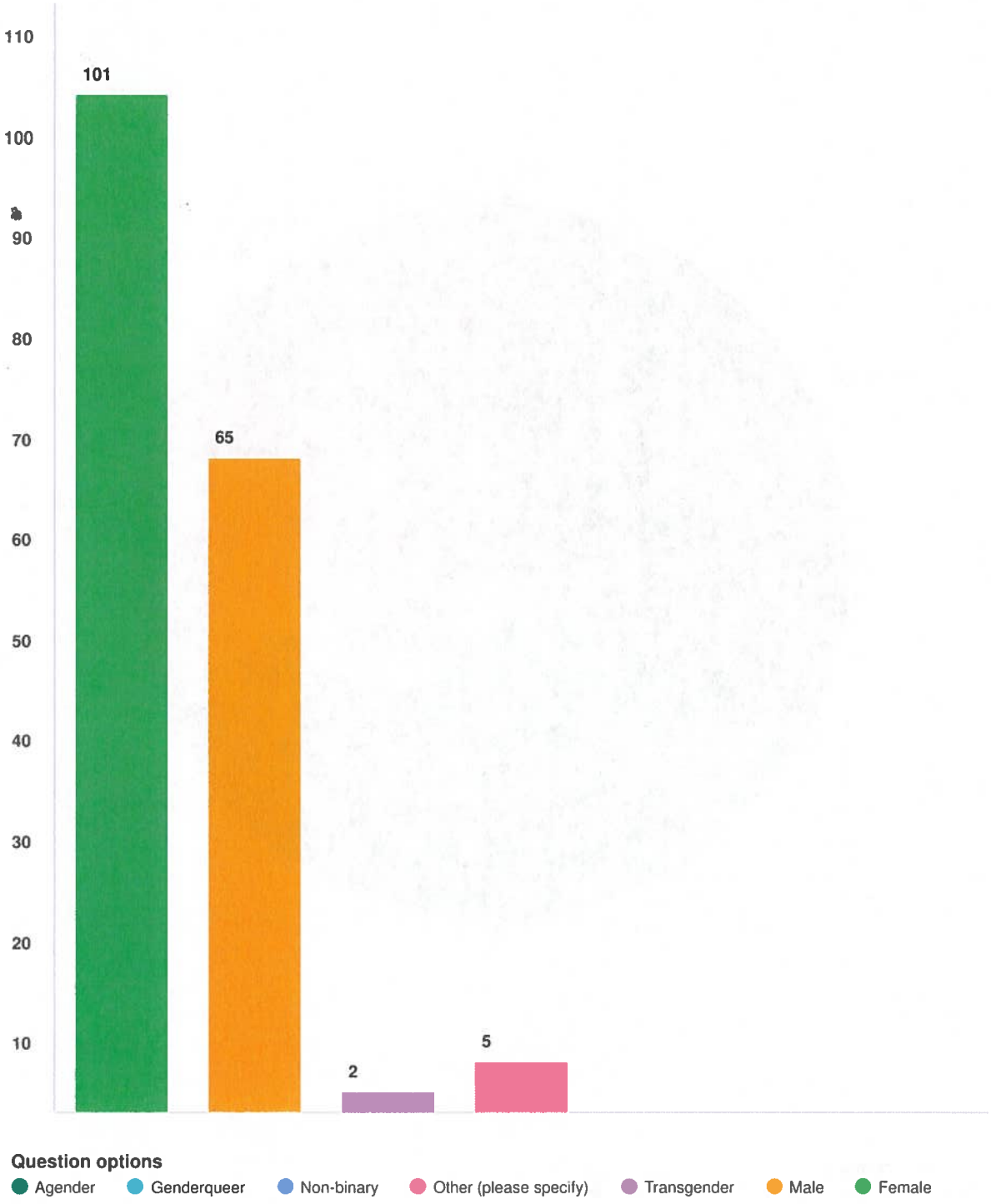

Optional question (171 response(s), 7 skipped)
Question type: Checkbox Question

Q19 What is your age? (check one)

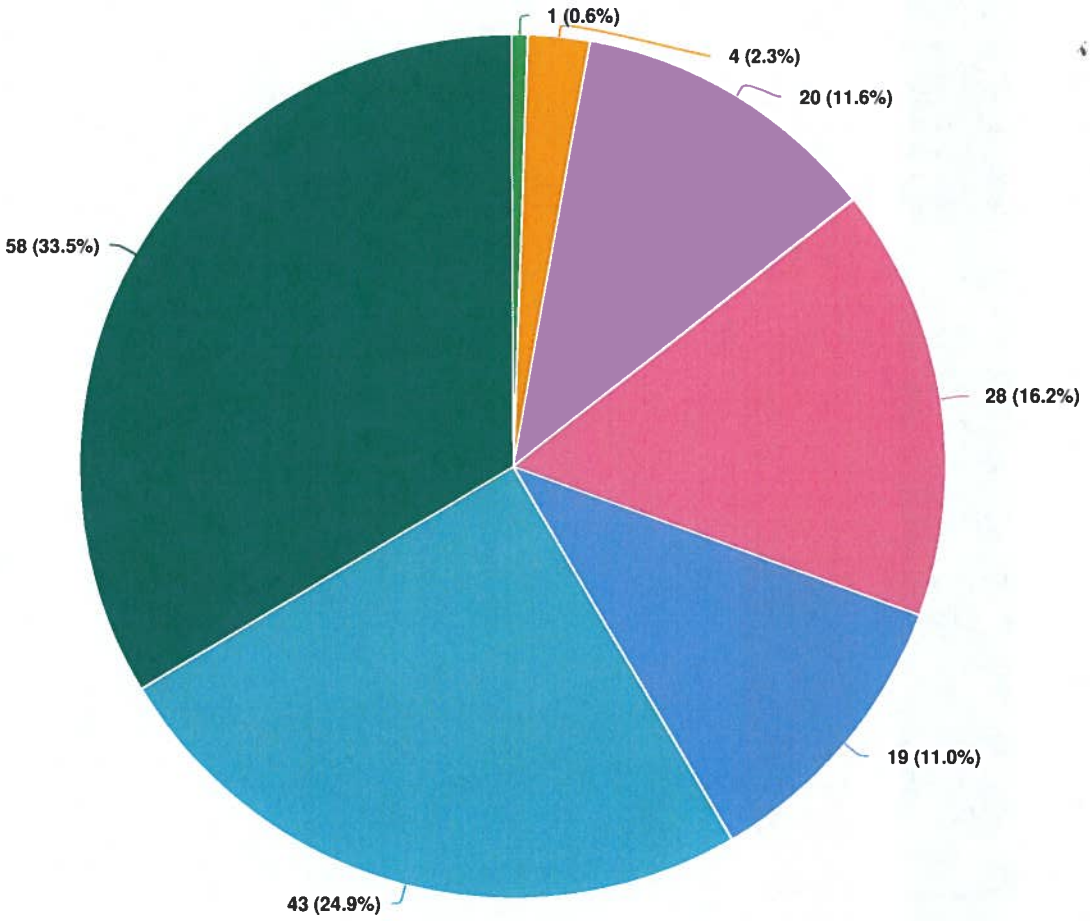

Question options

65+ 55-64 45-54 35-44 25-34 18-24 Under 18

Optional question (173 response(s), 5 skipped)
Question type: Radio Button Question

Q20 With which racial or ethnic group do you identify? (check all that apply)

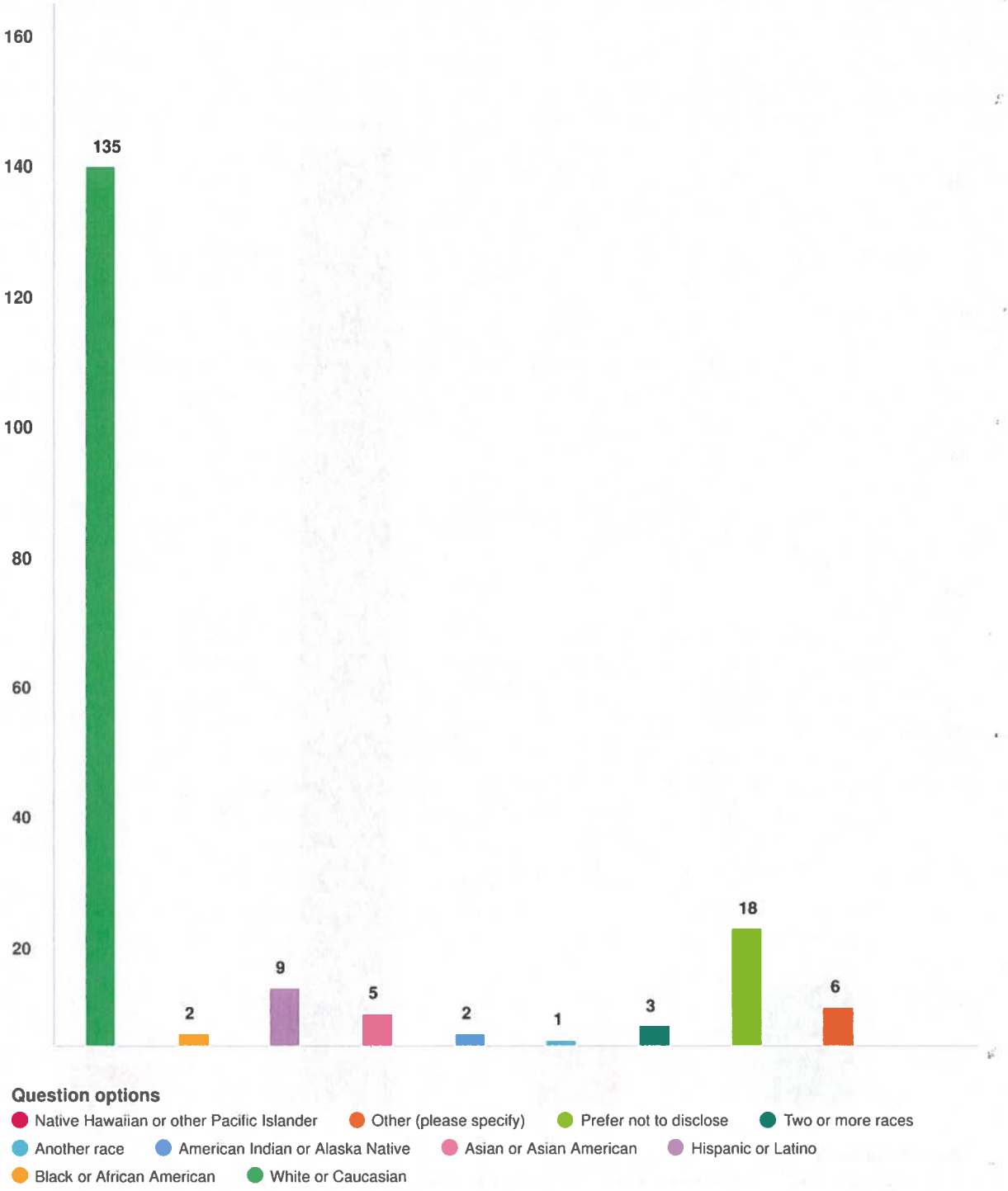

Optional question (171 response(s), 7 skipped)
Question type: Checkbox Question

Community Survey : Survey Report for **19 July 2019** to **29 April 2025**

Q21 Do you identify as: (check all that apply)

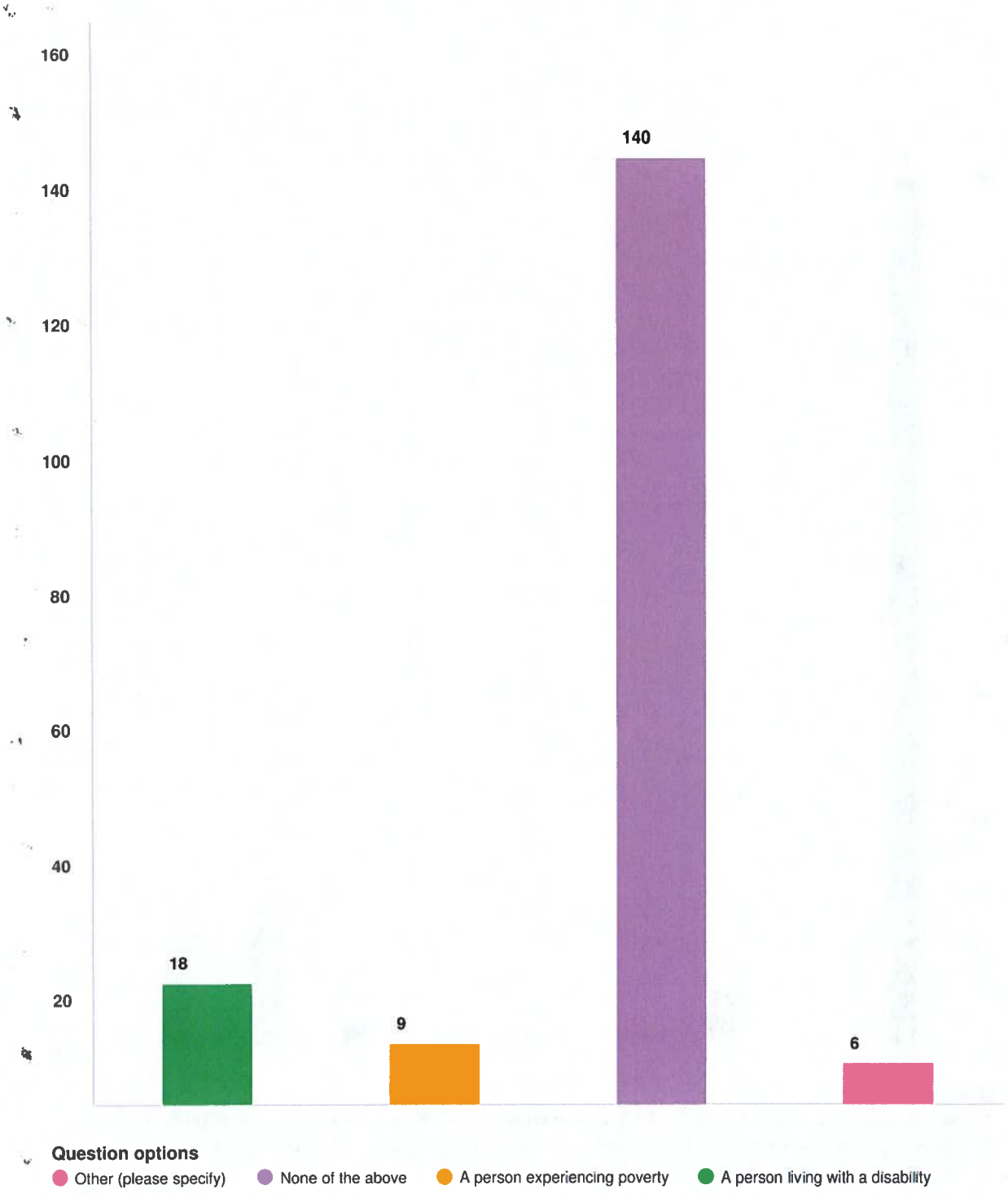

Optional question (167 response(s), 11 skipped)
Question type: Checkbox Question

Community Survey : Survey Report for **19 July 2019** to **29 April 2025**

Q22 What is the zip code where you live?

[redacted] 4/02/2025 01:25 PM	97070
[redacted] 4/02/2025 02:03 PM	97070
[redacted] 4/02/2025 02:12 PM	97070
[redacted] 4/02/2025 02:31 PM	97070
[redacted] 4/02/2025 02:39 PM	97070
[redacted] 4/02/2025 02:57 PM	97070
[redacted] 4/02/2025 03:10 PM	97070
[redacted] 4/02/2025 03:13 PM	97070
[redacted] 4/02/2025 03:33 PM	97070
[redacted] 4/02/2025 04:13 PM	97070
[redacted] 4/02/2025 04:13 PM	97070
[redacted] 4/02/2025 04:34 PM	97070-6813
[redacted] 4/02/2025 04:43 PM	97070

Community Survey : Survey Report for **19 July 2019** to **29 April 2025**

[redacted] 4/02/2025 04:50 PM	97070	
[redacted] 4/02/2025 04:51 PM	97070	[redacted]
[redacted] 4/02/2025 05:00 PM	97070	[redacted]
[redacted] 4/02/2025 05:08 PM	97070	[redacted]
[redacted] 4/02/2025 05:14 PM	97070	[redacted]
[redacted] 4/02/2025 05:17 PM	97070	[redacted]
[redacted] 4/02/2025 05:24 PM	97070	[redacted]
[redacted] 4/02/2025 05:29 PM	97070	[redacted]
[redacted] 4/02/2025 05:44 PM	97070	[redacted]
[redacted] 4/02/2025 05:47 PM	97070	[redacted]
[redacted] 4/02/2025 05:51 PM	97070	[redacted]
[redacted] 4/02/2025 05:59 PM	97070	[redacted]
[redacted] 4/02/2025 06:18 PM	97070	[redacted]
[redacted] 4/02/2025 06:27 PM	97070	[redacted]

Community Survey : Survey Report for **19 July 2019** to **29 April 2025**

[redacted]	97070	[redacted]
4/02/2025 06:38 PM		
[redacted]	97070	[redacted]
4/02/2025 06:46 PM		
[redacted]	97070	[redacted]
4/02/2025 07:17 PM		
[redacted]	97070	[redacted]
4/02/2025 07:21 PM		
[redacted]	97070	[redacted]
4/02/2025 07:21 PM		
[redacted]	97070	[redacted]
4/02/2025 07:24 PM		
[redacted]	97070	[redacted]
4/02/2025 07:27 PM		
[redacted]	97070	[redacted]
4/02/2025 07:37 PM		
[redacted]	97070	[redacted]
4/02/2025 07:38 PM		
[redacted]	97070	[redacted]
4/02/2025 07:39 PM		
[redacted]	97070	[redacted]
4/02/2025 07:55 PM		
[redacted]	97070	[redacted]
4/02/2025 08:11 PM		
[redacted]	97070	[redacted]
4/02/2025 08:22 PM		
[redacted]	97070	[redacted]
4/02/2025 09:06 PM		

Community Survey : Survey Report for **19 July 2019** to **29 April 2025**

[redacted]	97070	[redacted]
4/02/2025 11:09 PM		
[redacted]	97070	[redacted]
4/03/2025 08:00 AM		
[redacted]	97070	[redacted]
4/03/2025 08:14 AM		
[redacted]	97070	[redacted]
4/03/2025 08:19 AM		
[redacted]	97070	[redacted]
4/03/2025 08:33 AM		
[redacted]	97070	[redacted]
4/03/2025 09:11 AM		
[redacted]	97070	[redacted]
4/03/2025 10:33 AM		
[redacted]	97070	[redacted]
4/03/2025 11:23 AM		
[redacted]	97070	[redacted]
4/03/2025 11:43 AM		
[redacted]	970707	[redacted]
4/03/2025 12:08 PM		
[redacted]	97070-5402	[redacted]
4/03/2025 12:13 PM		
[redacted]	97070	[redacted]
4/03/2025 01:08 PM		
[redacted]	97070	[redacted]
4/03/2025 01:46 PM		
[redacted]	640	[redacted]

Community Survey : Survey Report for **19 July 2019** to **29 April 2025**

4/03/2025 03:41 PM		[redacted]
[redacted]	97070	
4/03/2025 03:45 PM		[redacted]
[redacted]	97070	
4/03/2025 03:55 PM		[redacted]
[redacted]	97070	
4/03/2025 04:17 PM		[redacted]
[redacted]	97070	
4/03/2025 04:46 PM		[redacted]
[redacted]	97070	
4/03/2025 05:16 PM		[redacted]
[redacted]	97070	
4/03/2025 05:39 PM		[redacted]
[redacted]	97070	
4/03/2025 05:58 PM		[redacted]
[redacted]	97070	
4/03/2025 06:27 PM		[redacted]
[redacted]	97070	
4/03/2025 07:50 PM		[redacted]
[redacted]	97070	
4/03/2025 08:00 PM		[redacted]
[redacted]	97070	
4/04/2025 07:29 AM		[redacted]
[redacted]	97070	
4/04/2025 08:57 AM		[redacted]
[redacted]	97070	
4/04/2025 09:03 AM		[redacted]

Community Survey : Survey Report for **19 July 2019** to **29 April 2025**

[redacted]	97070	
4/04/2025 09:03 AM		
[redacted]	97070	
4/04/2025 09:09 AM		
[redacted]	97070	
4/04/2025 11:00 AM		
[redacted]	97070	
4/04/2025 11:09 AM		
[redacted]	97070	
4/04/2025 11:13 AM		
[redacted]	97070	
4/04/2025 11:20 AM		
[redacted]	97070	
4/04/2025 12:06 PM		
[redacted]	97070	
4/04/2025 01:13 PM		
[redacted]	97070	
4/04/2025 01:59 PM		
[redacted]	97070	
4/04/2025 02:39 PM		
[redacted]	97070	
4/04/2025 05:15 PM		
[redacted]	97070	
4/04/2025 05:17 PM		
[redacted]	97070	
4/04/2025 05:17 PM		
[redacted]	97070	
4/04/2025 06:49 PM		

Community Survey : Survey Report for **19 July 2019** to **29 April 2025**

[redacted] 4/04/2025 08:03 PM	97070	[redacted]
[redacted] 4/04/2025 08:23 PM	97070	[redacted]
[redacted] 4/04/2025 08:39 PM	97970	[redacted]
[redacted] 4/04/2025 09:11 PM	97070	[redacted]
[redacted] 4/05/2025 06:45 AM	97070	[redacted]
[redacted] 4/05/2025 08:43 AM	97070	[redacted]
[redacted] 4/05/2025 08:48 AM	97070	[redacted]
[redacted] 4/05/2025 11:06 AM	97070	[redacted]
[redacted] 4/05/2025 11:43 AM	97070	[redacted]
[redacted] 4/05/2025 11:44 AM	97070	[redacted]
[redacted] 4/05/2025 01:54 PM	97070	[redacted]
[redacted] 4/05/2025 05:46 PM	97070	[redacted]
[redacted] 4/06/2025 02:01 AM	97070	[redacted]
[redacted] 4/06/2025 11:13 AM	97070	[redacted]

Community Survey : Survey Report for **19 July 2019** to **29 April 2025**

[redacted]	97070	[redacted]
4/06/2025 11:22 AM		
[redacted]	97070	[redacted]
4/06/2025 11:49 AM		
[redacted]	97070	[redacted]
4/06/2025 12:17 PM		
[redacted]	97070	[redacted]
4/06/2025 01:37 PM		
[redacted]	97070	[redacted]
4/06/2025 01:59 PM		
[redacted]	97070	[redacted]
4/06/2025 02:03 PM		
[redacted]	97070	[redacted]
4/06/2025 02:30 PM		
[redacted]	97070	[redacted]
4/06/2025 02:33 PM		
[redacted]	97070	[redacted]
4/06/2025 03:22 PM		
[redacted]	97070	[redacted]
4/06/2025 06:14 PM		
[redacted]	97070	[redacted]
4/06/2025 06:43 PM		
[redacted]	97070	[redacted]
4/06/2025 07:48 PM		
[redacted]	97070	[redacted]
4/07/2025 07:55 AM		
[redacted]	97070	[redacted]

Community Survey : Survey Report for **19 July 2019** to **29 April 2025**

4/07/2025 09:09 AM		[redacted]
[redacted]	97070	
4/07/2025 10:23 AM		[redacted]
[redacted]	97070	
4/07/2025 12:36 PM		[redacted]
[redacted]	97070	
4/07/2025 01:17 PM		[redacted]
[redacted]	97140	
4/07/2025 03:31 PM		[redacted]
[redacted]	97070	
4/07/2025 03:49 PM		[redacted]
[redacted]	97070	
4/07/2025 04:56 PM		[redacted]
[redacted]	97070	
4/07/2025 05:39 PM		[redacted]
[redacted]	97070	
4/07/2025 07:44 PM		[redacted]
[redacted]	97070	
4/07/2025 09:06 PM		[redacted]
[redacted]	97070	
4/07/2025 09:58 PM		[redacted]
[redacted]	97070	
4/07/2025 10:52 PM		[redacted]
[redacted]	97070	
4/08/2025 01:11 PM		[redacted]
[redacted]	97070-8454	
4/08/2025 01:14 PM		[redacted]

Community Survey : Survey Report for **19 July 2019** to **29 April 2025**

[redacted]	97070	[redacted]
4/08/2025 04:02 PM		
[redacted]	97070	[redacted]
4/08/2025 04:13 PM		
[redacted]	97070	[redacted]
4/08/2025 05:02 PM		
[redacted]	97070	[redacted]
4/08/2025 05:32 PM		
[redacted]	97070	[redacted]
4/08/2025 05:49 PM		
[redacted]	97070	[redacted]
4/08/2025 06:26 PM		
[redacted]	97070	[redacted]
4/09/2025 01:41 PM		
[redacted]	97070	[redacted]
4/09/2025 08:47 PM		
[redacted]	97070	[redacted]
4/09/2025 09:48 PM		
[redacted]	97070	[redacted]
4/10/2025 09:19 AM		
[redacted]	97070	[redacted]
4/10/2025 09:58 AM		
[redacted]	97070	[redacted]
4/10/2025 12:54 PM		
[redacted]	97070	[redacted]
4/10/2025 02:08 PM		
[redacted]	97070	[redacted]
4/10/2025 04:46 PM		

Community Survey : Survey Report for **19 July 2019** to **29 April 2025**

[redacted] 4/10/2025 08:22 PM	97070	[redacted]
[redacted] 4/11/2025 08:44 AM	97070	[redacted]
[redacted] 4/11/2025 06:58 PM	97070	[redacted]
[redacted] 4/11/2025 09:33 PM	97070	[redacted]
[redacted] 4/12/2025 09:48 AM	97070	[redacted]
[redacted] 4/12/2025 04:08 PM	97070	[redacted]
[redacted] 4/12/2025 04:14 PM	97070	[redacted]
[redacted] 4/12/2025 04:59 PM	97070	[redacted]
[redacted] 4/12/2025 07:32 PM	97070	[redacted]
[redacted] 4/13/2025 07:46 AM	97070	[redacted]
[redacted] 4/13/2025 10:47 AM	97070	[redacted]
[redacted] 4/13/2025 11:29 AM	97070	[redacted]
[redacted] 4/13/2025 05:21 PM	97070	[redacted]
[redacted] 4/14/2025 01:03 PM	97070	[redacted]

Community Survey : Survey Report for **19 July 2019** to **29 April 2025**

[redacted] 4/14/2025 03:36 PM	97070	[redacted]
[redacted] 4/15/2025 10:01 AM	97070	[redacted]
[redacted] 4/15/2025 11:28 AM	97070	[redacted]
[redacted] 4/15/2025 03:42 PM	97132	[redacted]
[redacted] 4/15/2025 07:07 PM	97070	[redacted]
[redacted] 4/15/2025 07:12 PM	97070	[redacted]
[redacted] 4/16/2025 03:23 PM	97070	[redacted]
[redacted] 4/16/2025 07:03 PM	97070	[redacted]
[redacted] 4/16/2025 09:12 PM	97070	[redacted]
[redacted] 4/17/2025 01:08 PM	97070	[redacted]
[redacted] 4/17/2025 07:46 PM	97070	[redacted]
[redacted] 4/18/2025 11:15 AM	97070	[redacted]
[redacted] 4/19/2025 12:40 PM	97070	[redacted]
[redacted]	97070	[redacted]

4/20/2025 10:21 AM

[redacted] 97070

4/22/2025 08:19 PM

[redacted] 97070

4/23/2025 09:47 AM

[redacted] 97070

4/23/2025 10:20 AM

[redacted] 97070

4/24/2025 08:29 AM

[redacted] 97070

4/24/2025 01:24 PM

[redacted] 97070

4/26/2025 04:52 PM

Optional question (171 response(s), 7 skipped)
Question type: Single Line Question

Q23 Do you own or rent your home?

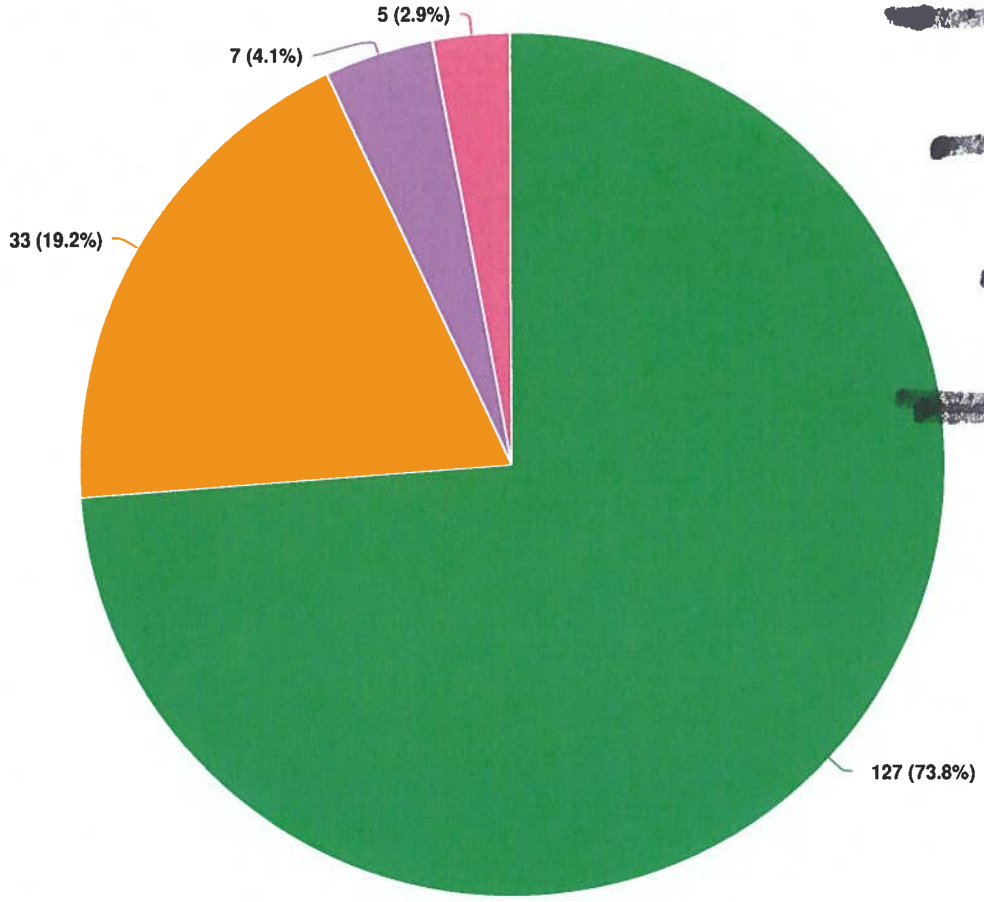

Question options

Other (please specify) Prefer not to respond I rent my home I own my home

Optional question (172 response(s), 6 skipped)
Question type: Radio Button Question

Q24 How do you most often travel for routine daily trips (e.g., to work, shopping, medical appointments, etc.)? (check one)

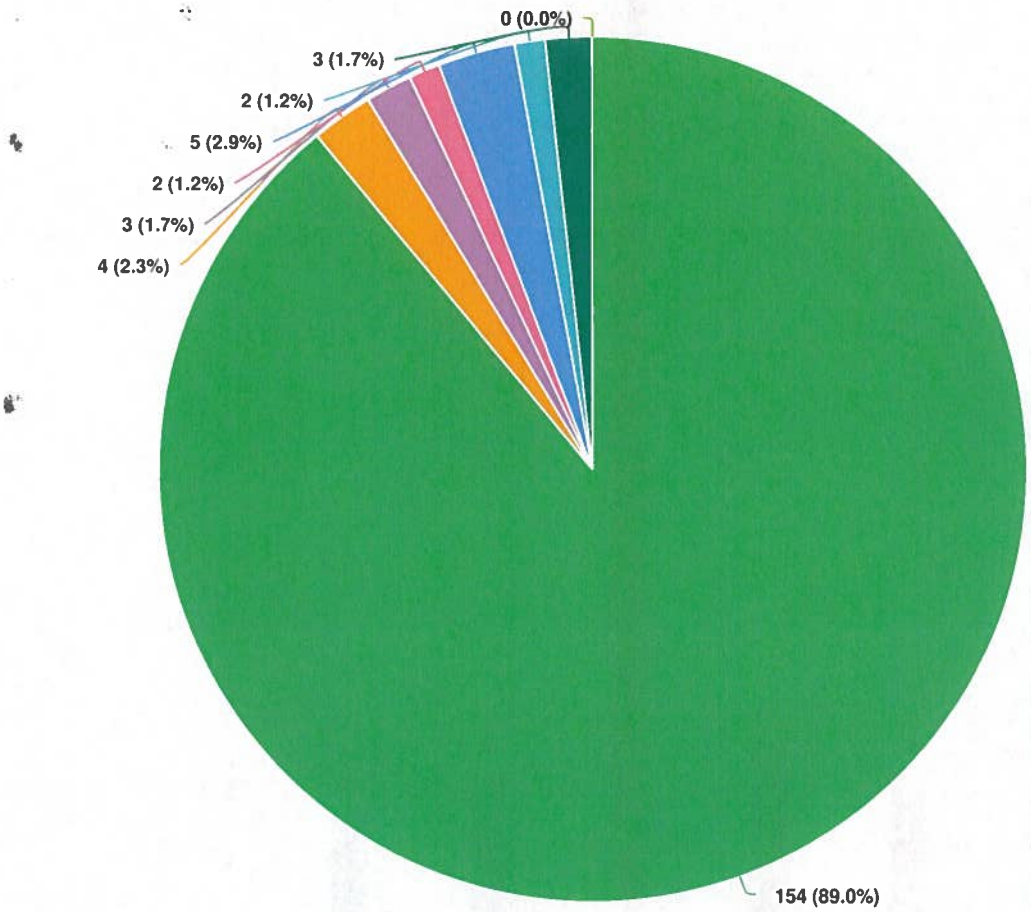

Question options

I use a ride-share service (like Uber or Lyft) | Other (please specify) | I don't travel
I walk or use a personal mobility device | I ride a bicycle | I use transit (like a bus or light rail)
I carpool (ride in a personal vehicle with at least one other person) | I use a personal vehicle (car, truck, van or motorcycle)

Optional question (173 response(s), 5 skipped)
Question type: Radio Button Question

Q25 What types of transportation have you used over the past year? (check all that apply)

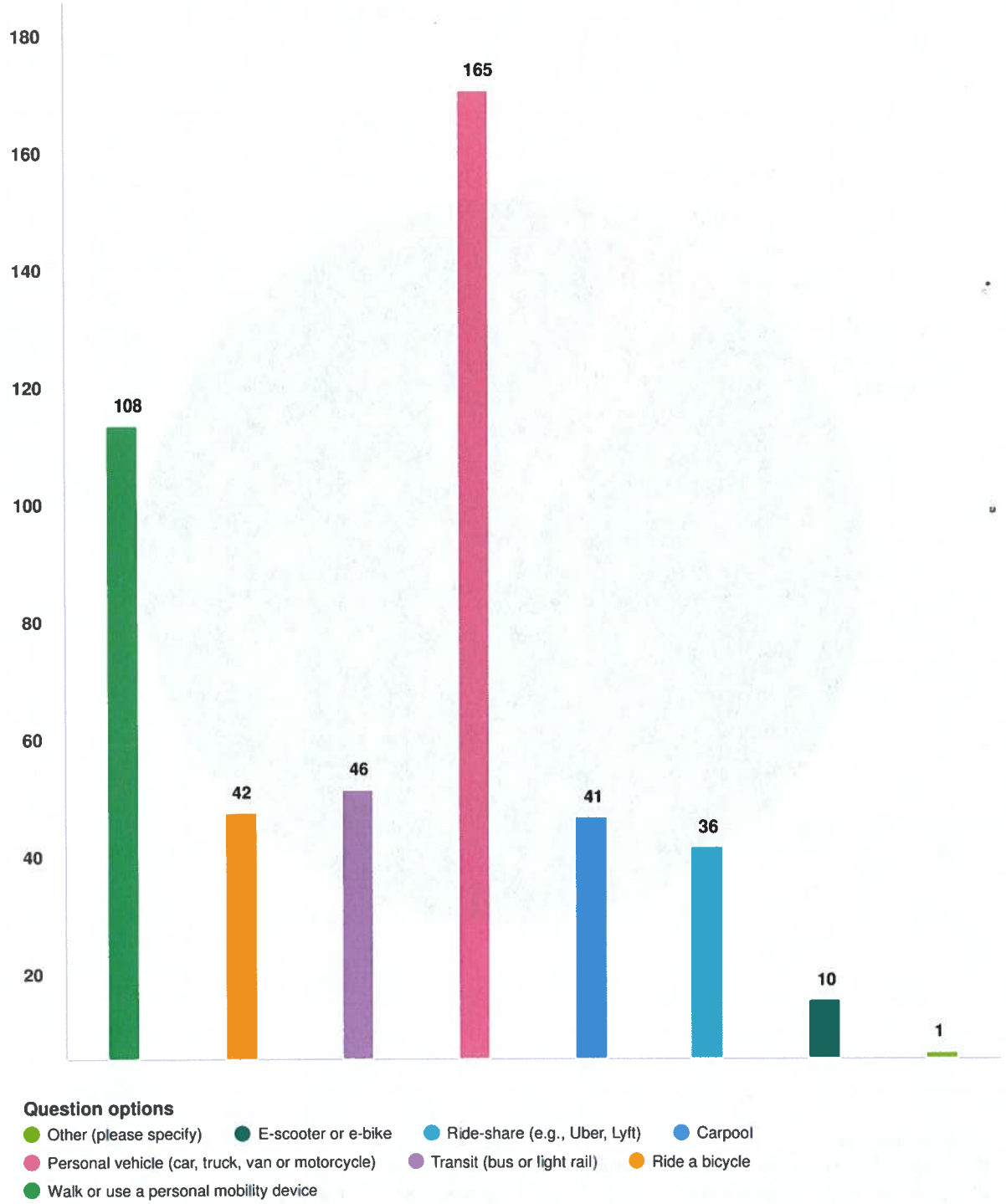

Optional question (173 response(s), 5 skipped)
Question type: Checkbox Question

Q26 How did you learn about this survey? (check all that apply)

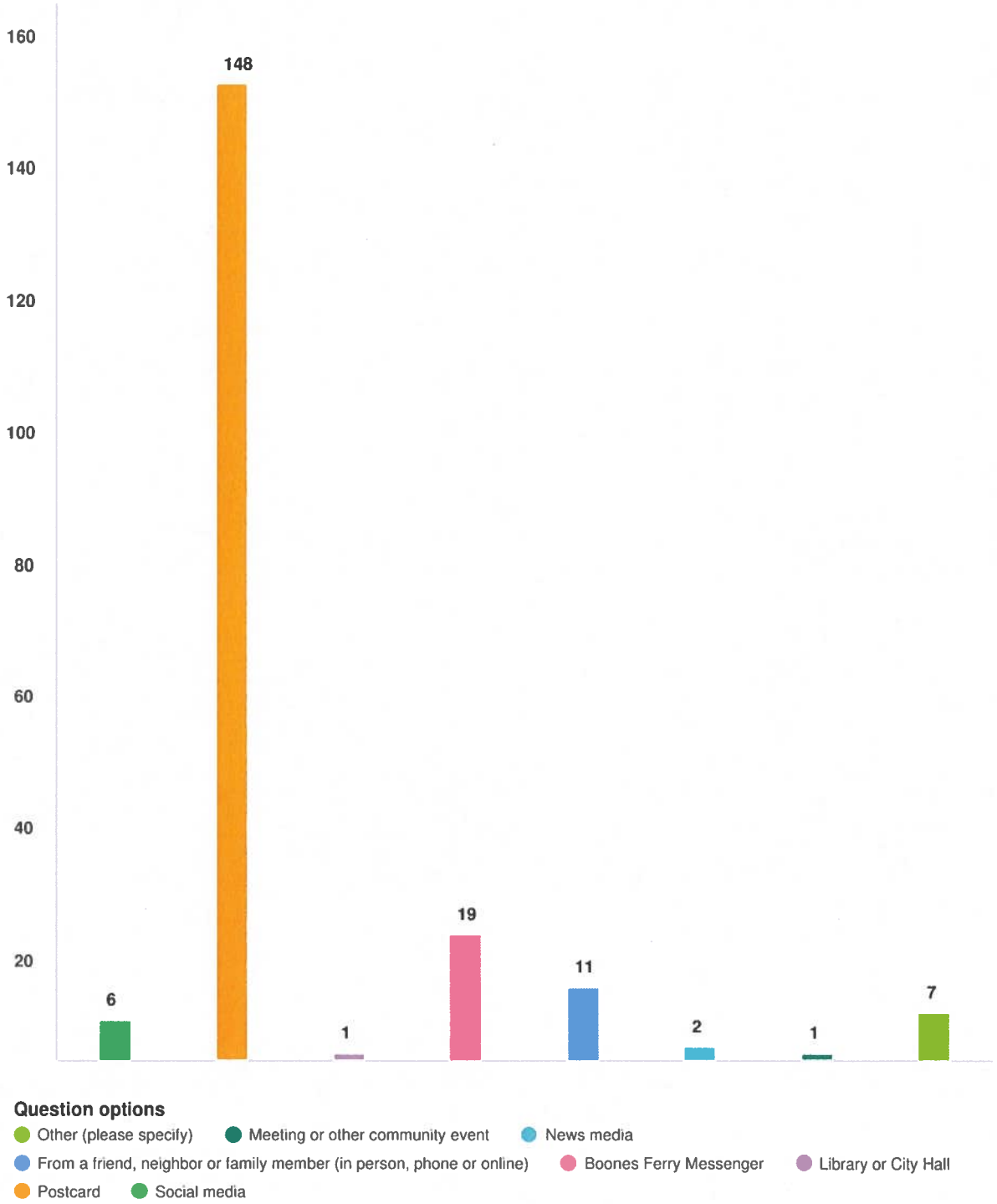

Optional question (172 response(s), 6 skipped)
Question type: Checkbox Question

Survey

SURVEY RESPONSE REPORT
19 July 2019 - 29 April 2025

PROJECT NAME:
Climate Action Plan

GRANICUS

Survey : Survey Report for **19 July 2019** to **29 April 2025**

SURVEY QUESTIONS

Survey : Survey Report for **19 July 2019** to **29 April 2025**

Q1 **How much do you agree or disagree with the following statement? I have personally experienced the effects of climate change.**

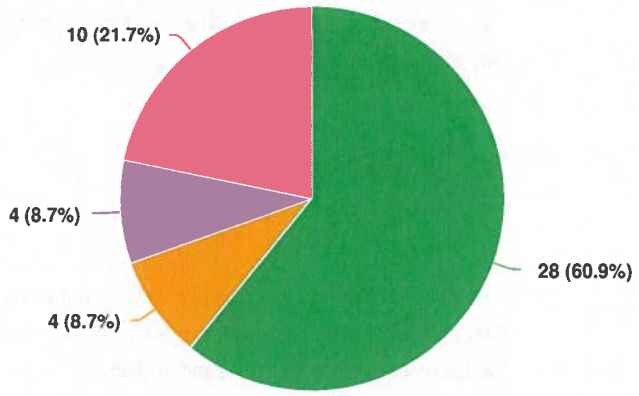

Question options

Strongly agree | Somewhat agree | Somewhat disagree | Strongly disagree

Mandatory Question (46 response(s))
Question type: Radio Button Question

Survey : Survey Report for **19 July 2019** to **29 April 2025**

Q2 If you answered affirmatively above, please provide example(s) of how climate change has impacted you personally.

[redacted] 10/14/2024 08:33 PM	More frequent temperature extremes. Loss of sentimental childhood vacation spot to wildfires
[redacted] 10/22/2024 12:48 PM	Ice storms, wildfires, and heat waves
[redacted] 10/22/2024 12:57 PM	Wildfire smoke prevalence; had to evacuate from a fire while on a vacation in Oregon this year; excessive heat prevalence; colder winters; increased energy needs and costs
[redacted] 10/22/2024 01:17 PM	Increased wildfires in the state, increased smoke when the fires aren't near, Wilsonville was under level 1 evacuation a few years ago - a first as far as I know. Days over 100 in the summer used to be normal, but 117 sure was not!
[redacted] 10/22/2024 01:33 PM	wildfires
[redacted] 10/22/2024 01:45 PM	Increased frequency and severity of wildfires has adversely affected air quality
[redacted] 10/22/2024 01:48 PM	Heat dome with temperatures as high as 116.
[redacted] 10/22/2024 02:27 PM	ice, smoke, heat, extreme weather
[redacted] 10/22/2024 08:28 PM	Warmer summers; drier falls, winters, and springs; wildfires/smoke;
[redacted] 10/23/2024 10:50 AM	More frequent and more extreme wildfires with smoke impacts. Many more very hot days in the summer.
[redacted] 10/23/2024 01:20 PM	I've been stuck in some large hurricanes and was displaced for wildfires

Survey : Survey Report for **19 July 2019** to **29 April 2025**

[redacted] 10/23/2024 02:49 PM	Slightly warmer summers and coooler winters [redacted]
[redacted] 10/23/2024 04:05 PM	Increasing mean temperature causes discomfort and restricts activity, excessive rain creates travel difficulties. [redacted]
[redacted] 10/23/2024 07:46 PM	We nearly had to evacuate our home in Wilsonville in 2020 due to an unprecedented wildfire. Extreme weather events, such as hotter and longer heatwaves, have become more common in our region. Native trees are increasingly stressed. [redacted]
[redacted] 10/23/2024 10:28 PM	Changes in weather patterns, extreme events (particularly heat but longer-term precip/snowpack changes). [redacted]
[redacted] 11/01/2024 06:49 PM	Warmer temperatures year round. Dramatic increase in summer temperatures. Higher utility costs. [redacted]
[redacted] 11/02/2024 08:32 PM	2021 heat wave cause 90 degree indoor temps and endangered our pets; had to work during 2020 wildfires with smoke pollution; stuck at home during 2024 ice storm [redacted]
[redacted] 11/03/2024 06:16 PM	Horrible wildfire smoke in 2020, destruction of FL rental unit in 202[redacted]
[redacted] 11/04/2024 04:23 PM	High and low temps keep me from walking outside, my energy bill[redacted] have skyrocketed
[redacted] 11/06/2024 07:05 PM	Wildfires
[redacted] 11/10/2024 01:12 PM	The smoke from the wildfires a couple years ago.
[redacted] 11/10/2024 02:11 PM	Increased wildfires close to esrablished cities and towns.
[redacted] 11/10/2024 02:33 PM	Temperatures have skyrocketed in the area, wildfire smoke out of control, unpredictable winters.

Survey : Survey Report for **19 July 2019** to **29 April 2025**

[redacted] 11/10/2024 02:42 PM	Poor air quality during fire season exacerbates my respiratory problems. I am in the sensitive group, where my lungs start to ache before we even hit the moderate category.
[redacted] 11/10/2024 02:51 PM	In the time that I've lived in Wilsonville, experienced ice storm, heat dome, air quality affected by wildfires
[redacted] 11/10/2024 04:22 PM	It's raised my cost of living. My energy bill has increased in the summer months due to the high heat and high use of AC to cool our home. It's also added a stress to my life with increased fires that put our community in risk.
[redacted] 11/11/2024 12:59 AM	Air quality during fire season, extreme temperatures changes summer and winter plans, heating and cooling costs,
[redacted] 11/11/2024 02:05 PM	Increased cost of water and electricity due to higher than normal summer temps
[redacted] 11/12/2024 09:53 PM	115 weather heat and extreme ice storm damage
[redacted] 11/13/2024 01:54 AM	Paying more in AC bills due to extreme heat.
[redacted] 11/13/2024 02:01 PM	extreme hot weather for many days

Optional question (31 response(s), 15 skipped)
Question type: Single Line Question

Survey : Survey Report for **19 July 2019** to **29 April 2025**

Q3 In your opinion, who should be responsible for addressing climate change?

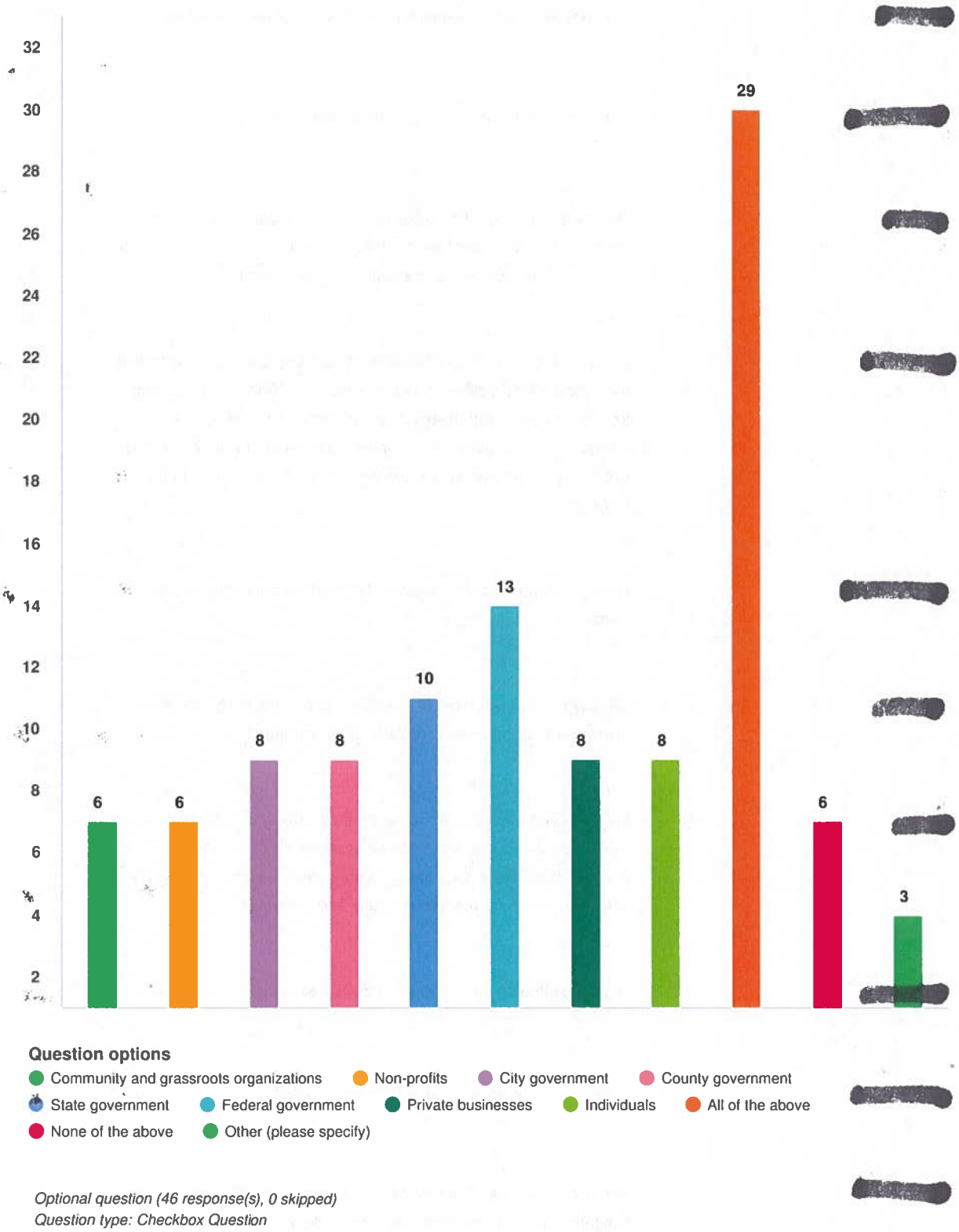

Optional question (46 response(s), 0 skipped)
Question type: Checkbox Question

Survey : Survey Report for **19 July 2019** to **29 April 2025**

Q4 Why do you believe these entities should bear the responsibility?

[redacted] 10/22/2024 12:48 PM	The mitigation and adaptation needed will depend on all of us
[redacted] 10/22/2024 01:10 PM	Because climate and changes vary by area.
[redacted] 10/22/2024 01:14 PM	Guidelines need to be carefully analyzed. The batteries in electric vehicles do more harm than good for our environment, wind turbines massive issues with aquatic wildlife (whales, dolphins)…
[redacted] 10/22/2024 01:17 PM	I believe everyone should be addressing it because we need to limit the impact. But fundamentally there are COSTS to doing this, and that means government support or regulations will be needed (possibly both) to get everyone involved with doing what is needed, especially businesses/industries which contribute a fair bit to the problem.
[redacted] 10/22/2024 01:39 PM	I don't think anyone should bear ANY cost because man made climate change is a myth.
[redacted] 10/22/2024 01:45 PM	Climate change is too big of a problem to be effectively tackled by anything other than state and federal governments.
[redacted] 10/22/2024 01:48 PM	We all have to do our part. Governments can set/change regulations. Private businesses need to do risk assessments and plan for impacts. Individuals need to adjust their lifestyles if necessary. We all need to use natural resources wisely and efficiently.
[redacted] 10/22/2024 02:27 PM	all who contribute have a role to play to help solve
[redacted] 10/22/2024 06:26 PM	People as individuals need to take responsibility
[redacted] 10/22/2024 08:28 PM	We all contribribute. But private companies must do the most mitigation as they have the most contribution. Federal govt is complicit in not holding industry responsible.

Survey : Survey Report for **19 July 2019** to **29 April 2025**

[redacted] 10/22/2024 09:36 PM	They are motivated to innovate and change.
[redacted] 10/23/2024 07:31 AM	Climate change is just a huge money-grab movement. The climate has been and will always be changing and humans have minimal impact. It's a joke.
[redacted] 10/23/2024 10:50 AM	This is the problem of our lifetimes, and requires all hands on deck.
[redacted] 10/23/2024 01:20 PM	It takes grand vision, leadership, and buy in from several stakeholders
[redacted] 10/23/2024 02:49 PM	Because we need a unified program that address the whole county not a bunch of programs that are all over the map
[redacted] 10/23/2024 04:05 PM	Everyone contributes to the problem.
[redacted] 10/23/2024 07:46 PM	Climate change affects everyone. Any one entity that shirks their responsibility only externalizes that burden unjustly on others.
[redacted] 10/23/2024 10:28 PM	It's literally a global problem leaving no one unaffected, so everyone owns part of it but as neither the benefits from how we got here nor the hardships are evenly distributed, the responsibility isn't (and shouldn't be) either.
[redacted] 11/01/2024 06:49 PM	It's on all of us to turn this sinking ship called earth around. Especially big business industries and federal government and the billionaires.
[redacted] 11/02/2024 08:41 AM	Nobody bears the responsibility. The City of Wilsonville can't change the weather or the climate with my tax dollars.
[redacted] 11/02/2024 08:32 PM	Climate change is driven by emissions from electric production, industry and ag, which are largely private businesses; government is responsible for policy to both mitigate climate change and increase climate resilience; non profits and community orgs serve as both accountability for industry and government, and support for communities especially vulnerable to climate change; and change to

	the way we treat the environment requires the buy in of individual people [redacted]
[redacted] 11/03/2024 06:16 PM	because it's going to take ALL of us to turn this mess around [redacted]
[redacted] 11/04/2024 04:23 PM	We all need to do our part, some entities in greater percentage than others [redacted]
[redacted] 11/05/2024 09:42 AM	Everyone should feel responsible for our carbon footprint. We all live here, on earth, and in the event we are experiencing major climate changes, it will affect us all. [redacted]
[redacted] 11/06/2024 07:05 PM	To benefit all of us [redacted]
[redacted] 11/09/2024 09:43 AM	No such thing as climate change-political BS. Life is a cycle and so is the weather.Wildfires are due to not properly managing our forests! [redacted]
[redacted] 11/10/2024 01:12 PM	Without regulation from government entities, industries will continue to exploit and pollute our environment. Individuals can reduce their impact by making choices and "voting with their wallets". City government can help individuals by creating opportunities to make these choices and by providing information and education. [redacted]
[redacted] 11/10/2024 02:11 PM	It is a systemic, global problem and thus requires a systemic global solution.
[redacted] 11/10/2024 02:33 PM	We all share, responsibility, but the onus is on private business and the government as the bulk of the issue is caused by them . The Issue is too big for Indivudals to solve alone. [redacted] [redacted]
[redacted] 11/10/2024 02:42 PM	Corporations will not place the climate above profits; they need government regulation to force them to do so. [redacted]
[redacted] 11/10/2024 02:51 PM	We all will suffer the consequences and therefore should all be responsible for addressing climate change.

Survey : Survey Report for **19 July 2019** to **29 April 2025**

[redacted] 11/10/2024 04:22 PM	Because climate change is a global issue that impacts every part of our lives. It's going to require collective action from everyone. That means private businesses, local governments, and federal governments need to address climate change to promote economic stability, public health, environmental sustainability, and social equity. Our local government can implement community specific initiatives, while businesses can adopt sustainable practices. Federal leadership provides the necessary framework and support for comprehensive climate action. We're all in this together and those of us with the power and resources (who often contribute the most to the causes of climate change) have a responsibility to take action and implement policies that combat climate change.
[redacted] 11/11/2024 12:59 AM	Lack of action is unacceptable
[redacted] 11/11/2024 02:05 PM	It's a global issues that will require political, economic and behavioral change to solve the issues.
[redacted] 11/12/2024 12:43 PM	It affects everyone.
[redacted] 11/12/2024 09:53 PM	Everyone and organization has a carbon footprint and will take collective responsibility to solve

Optional question (36 response(s), 10 skipped)
Question type: Essay Question

Q5 How important is the issue of climate change to you personally?

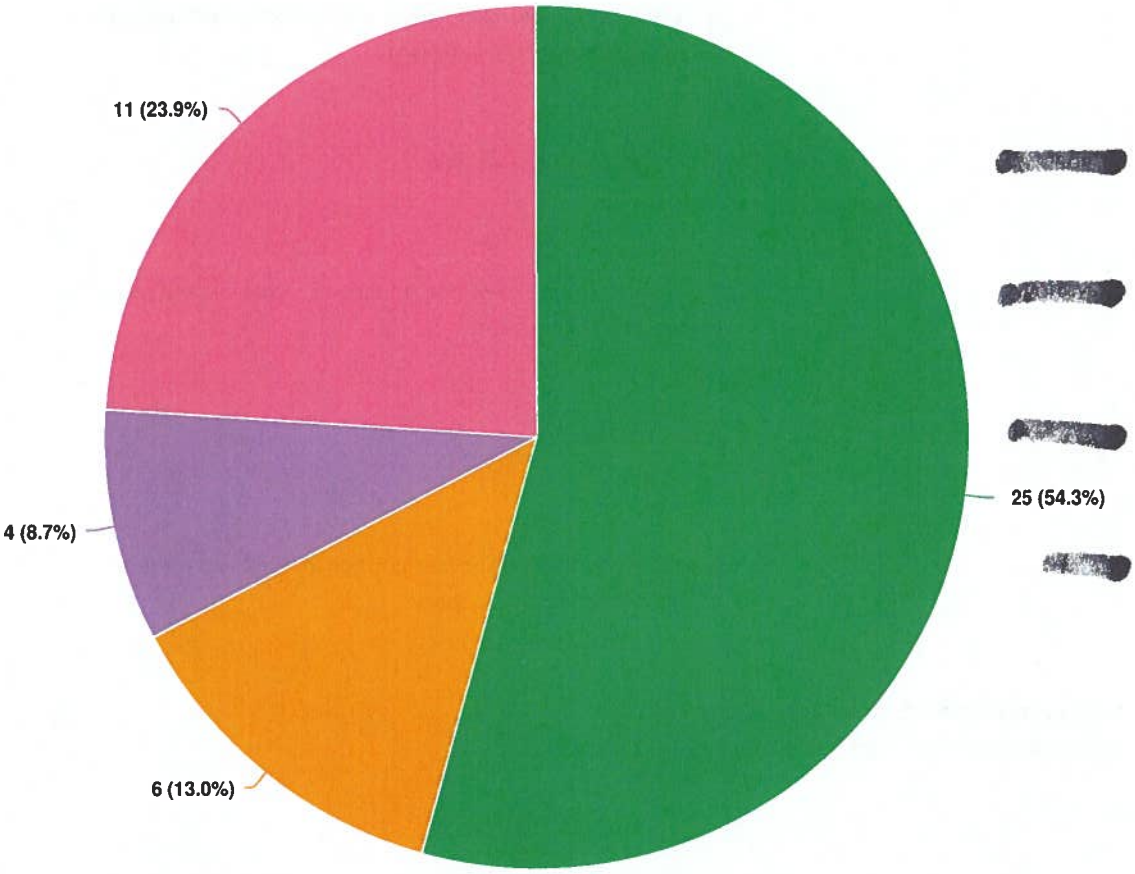

Question options

Very important Important Somewhat important Not important

Optional question (46 response(s), 0 skipped)
Question type: Radio Button Question

Survey : Survey Report for **19 July 2019** to **29 April 2025**

Q6 How much do the following impacts of climate change concern you?

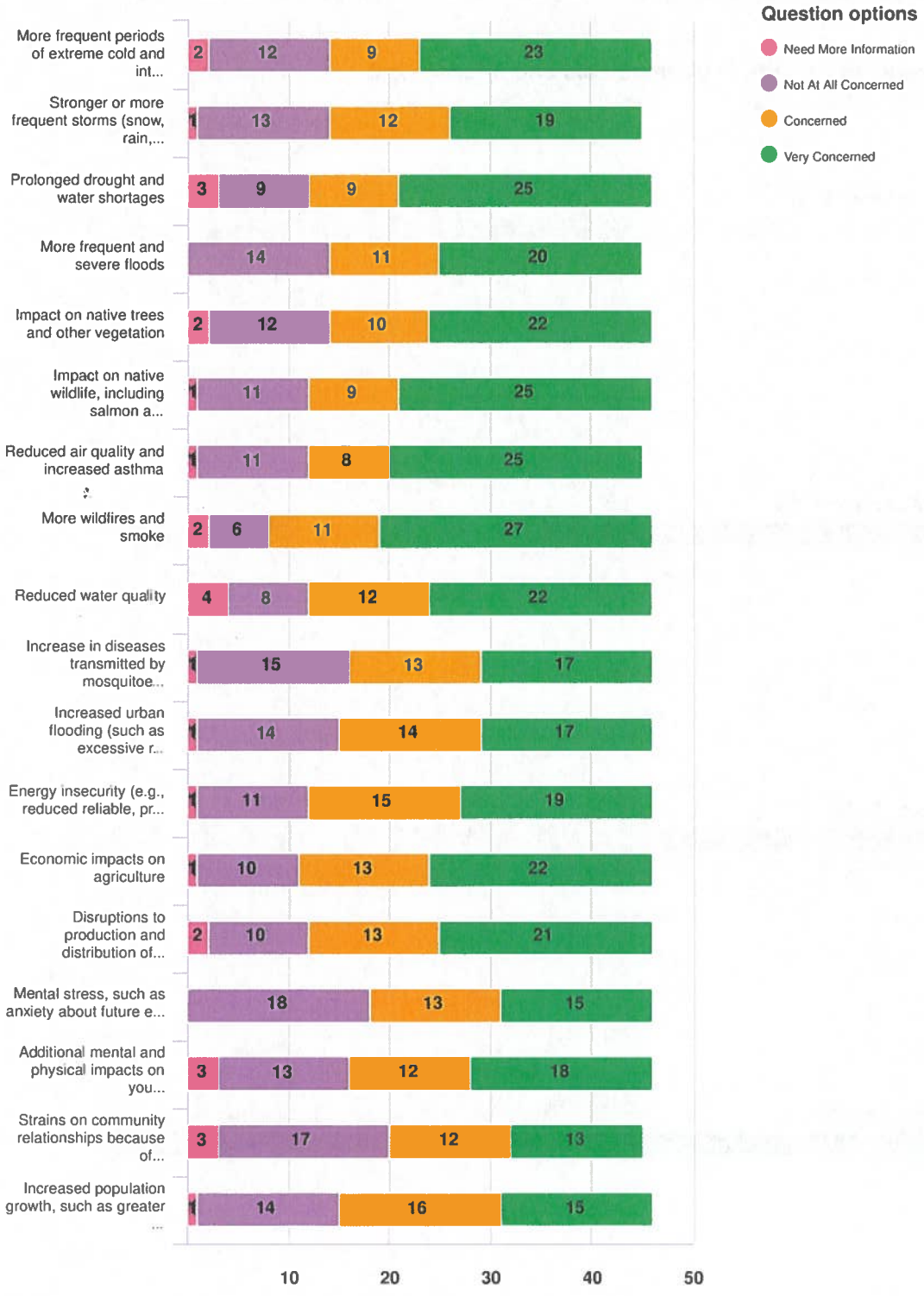

Optional question (46 response(s), 0 skipped)
Question type: Likert Question

Survey : Survey Report for **19 July 2019** to **29 April 2025**

Q6 How much do the following impacts of climate change concern you?

More frequent periods of extreme cold and intense heat



Survey : Survey Report for **19 July 2019** to **29 April 2025**

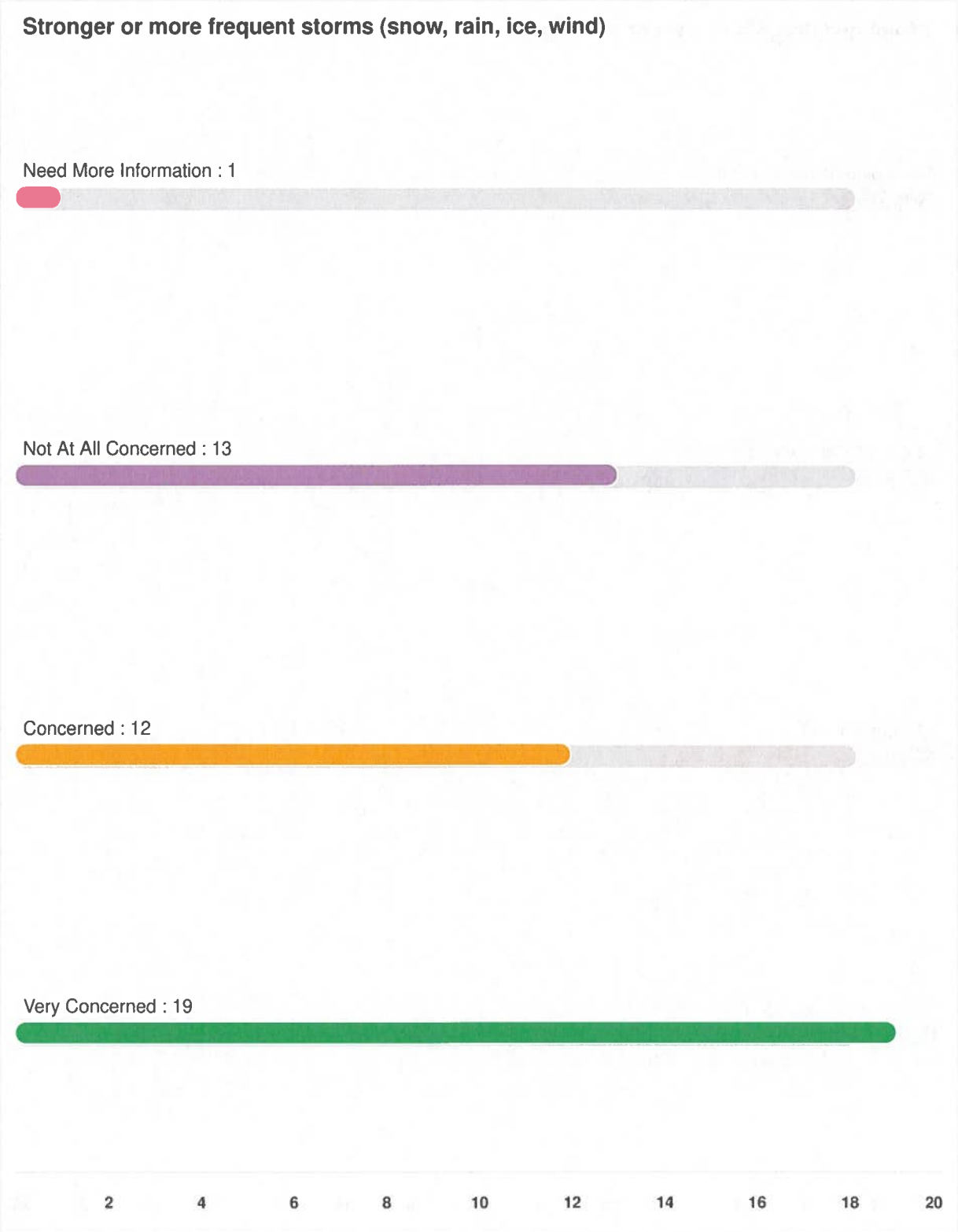

Survey : Survey Report for **19 July 2019** to **29 April 2025**

Prolonged drought and water shortages



Survey : Survey Report for **19 July 2019** to **29 April 2025**

More frequent and severe floods

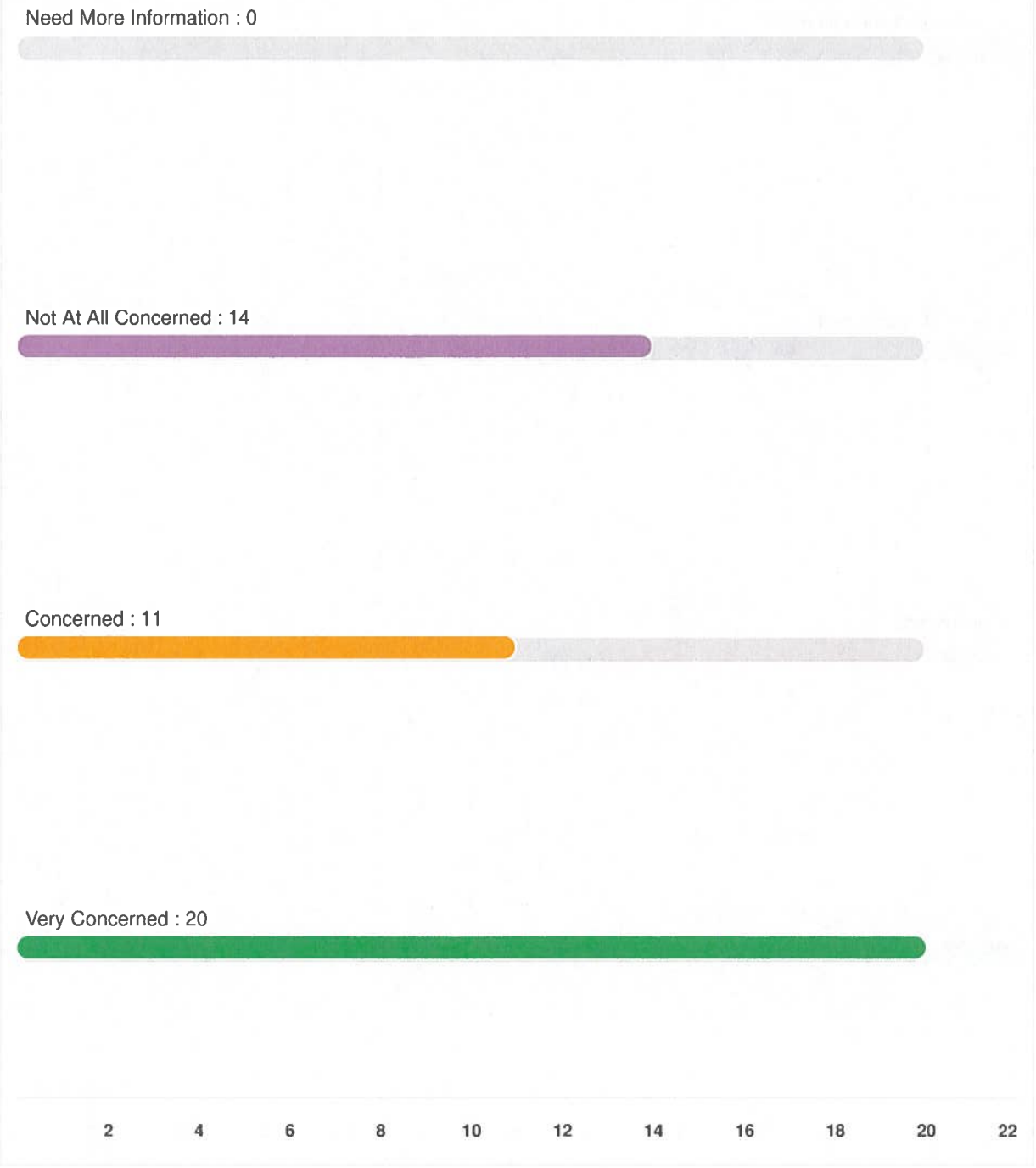

Survey : Survey Report for **19 July 2019** to **29 April 2025**

Impact on native trees and other vegetation



Survey : Survey Report for **19 July 2019** to **29 April 2025**

Impact on native wildlife, including salmon and other fish, and animals that pollinate crops (bees, birds and bats)



Survey : Survey Report for **19 July 2019** to **29 April 2025**



Survey : Survey Report for **19 July 2019** to **29 April 2025**

More wildfires and smoke

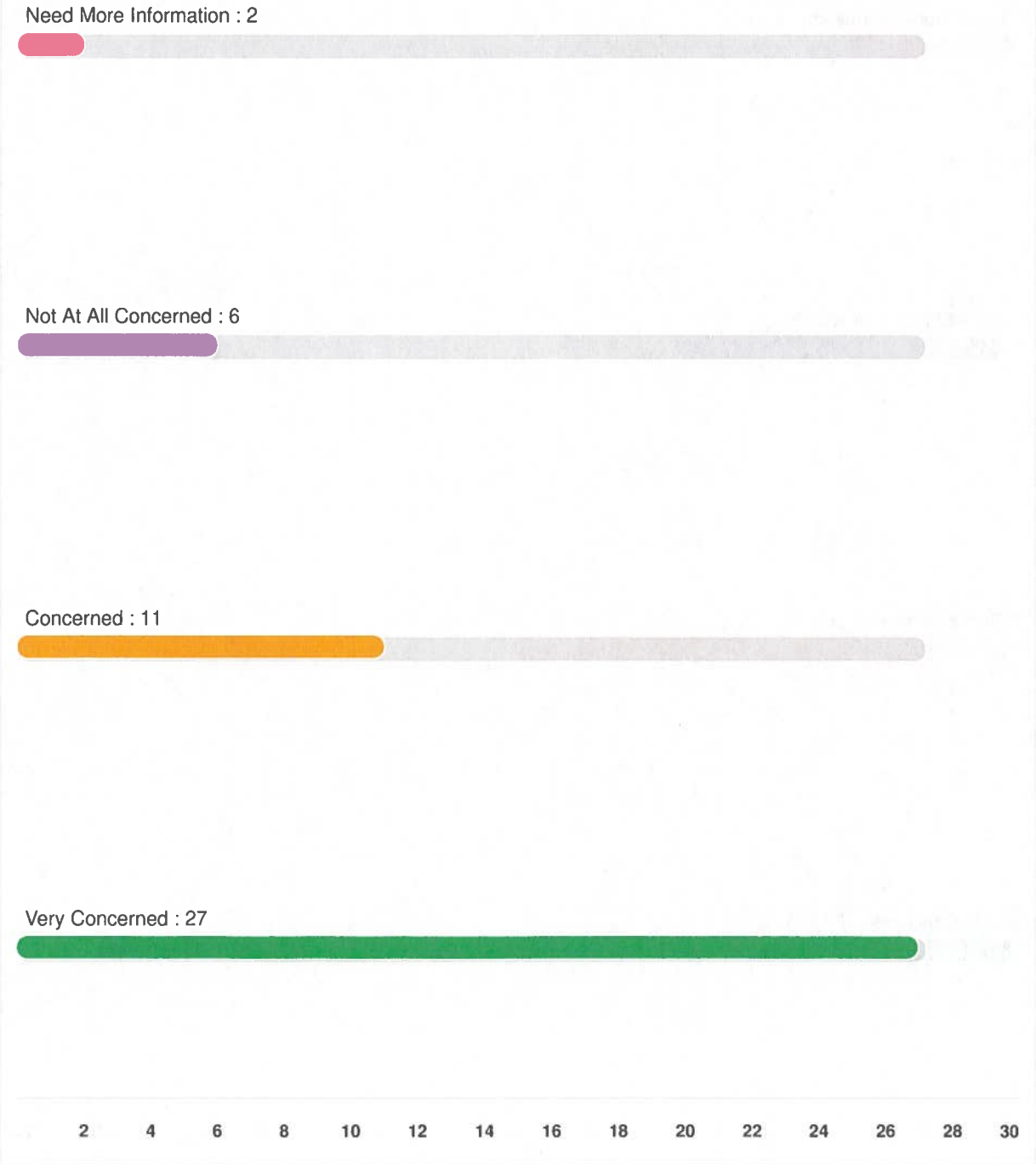

Survey : Survey Report for **19 July 2019** to **29 April 2025**

Reduced water quality



Survey : Survey Report for **19 July 2019** to **29 April 2025**

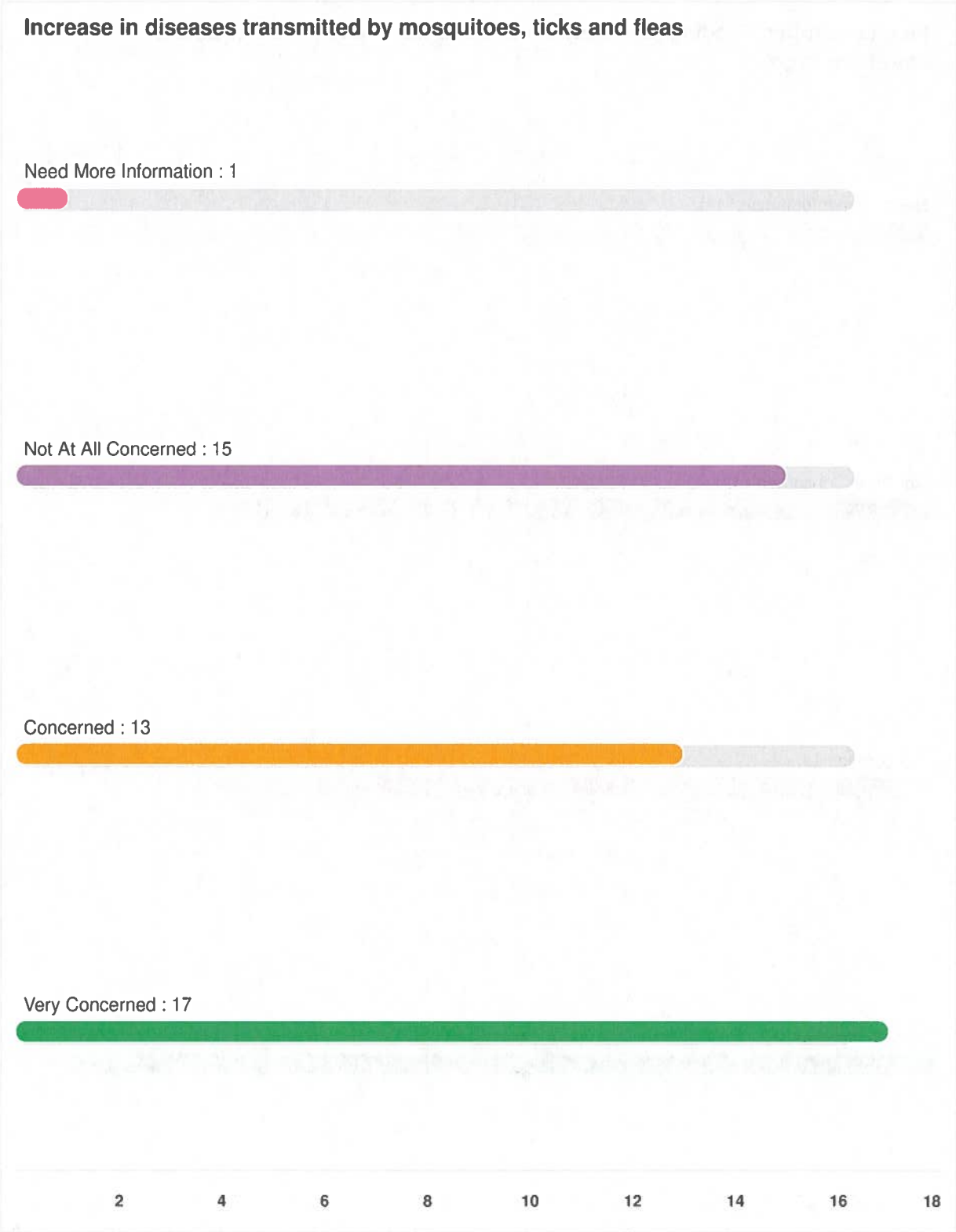

Survey : Survey Report for **19 July 2019** to **29 April 2025**

Increased urban flooding (such as excessive runoff where the water doesn't have anywhere to go)



Survey : Survey Report for **19 July 2019** to **29 April 2025**

Energy insecurity (e.g., reduced reliable, predictable access to electricity and natural gas)

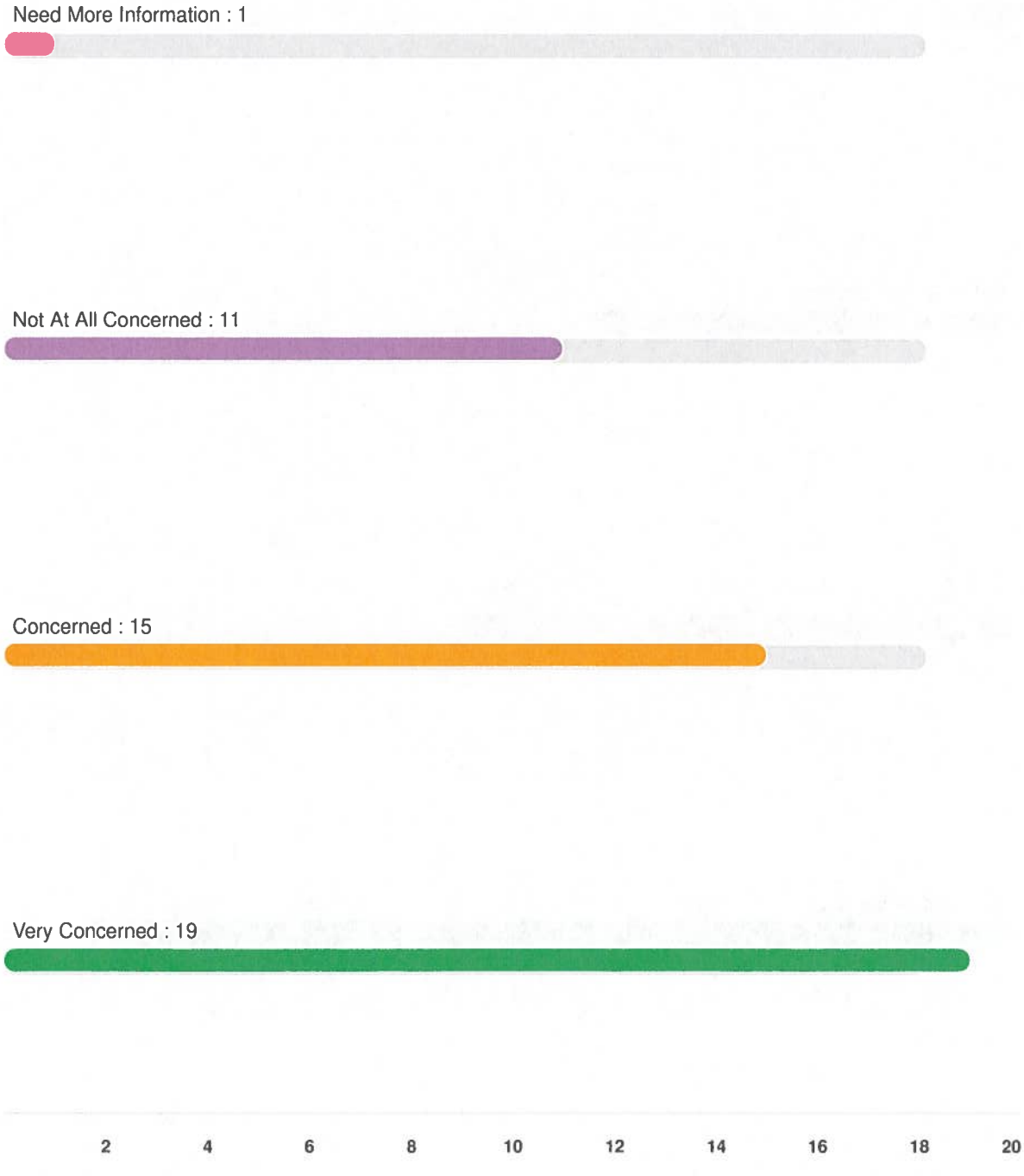

Economic impacts on agriculture



Survey : Survey Report for **19 July 2019** to **29 April 2025**

Disruptions to production and distribution of products that reduce access to food and other goods

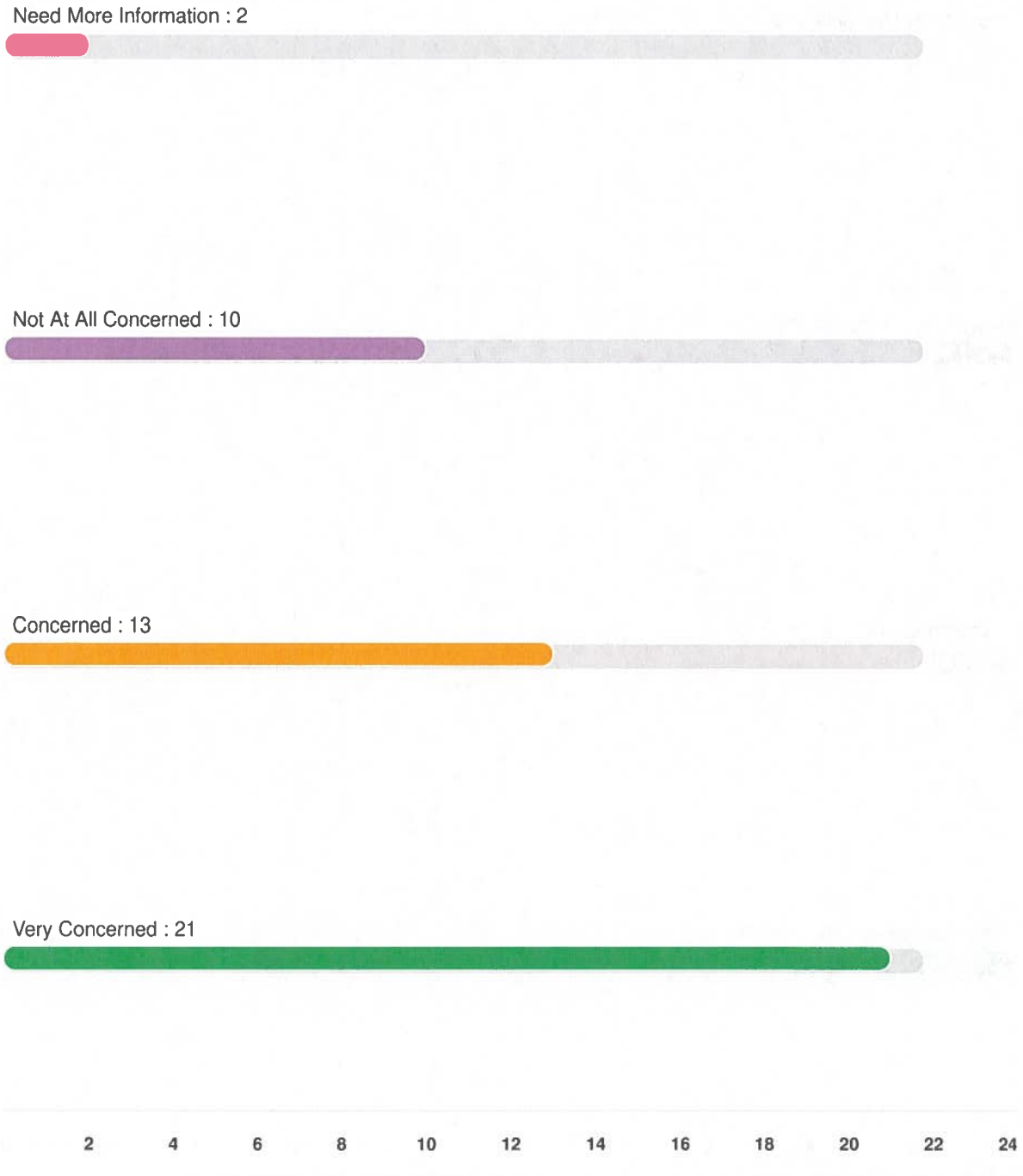

Survey : Survey Report for **19 July 2019** to **29 April 2025**

Mental stress, such as anxiety about future extreme weather or grief about past extreme weather



Survey : Survey Report for **19 July 2019** to **29 April 2025**

Additional mental and physical impacts on youth



Survey : Survey Report for **19 July 2019** to **29 April 2025**

Strains on community relationships because of scarcity and other stresses



Survey : Survey Report for **19 July 2019** to **29 April 2025**

Increased population growth, such as greater numbers of people moving here to escape harsher climates



Survey : Survey Report for **19 July 2019** to **29 April 2025**

Q7 Buildings and Energy Generation: Please rate your degree of support for each of the following possible future actions related to how the city operates its own facilities and programs.

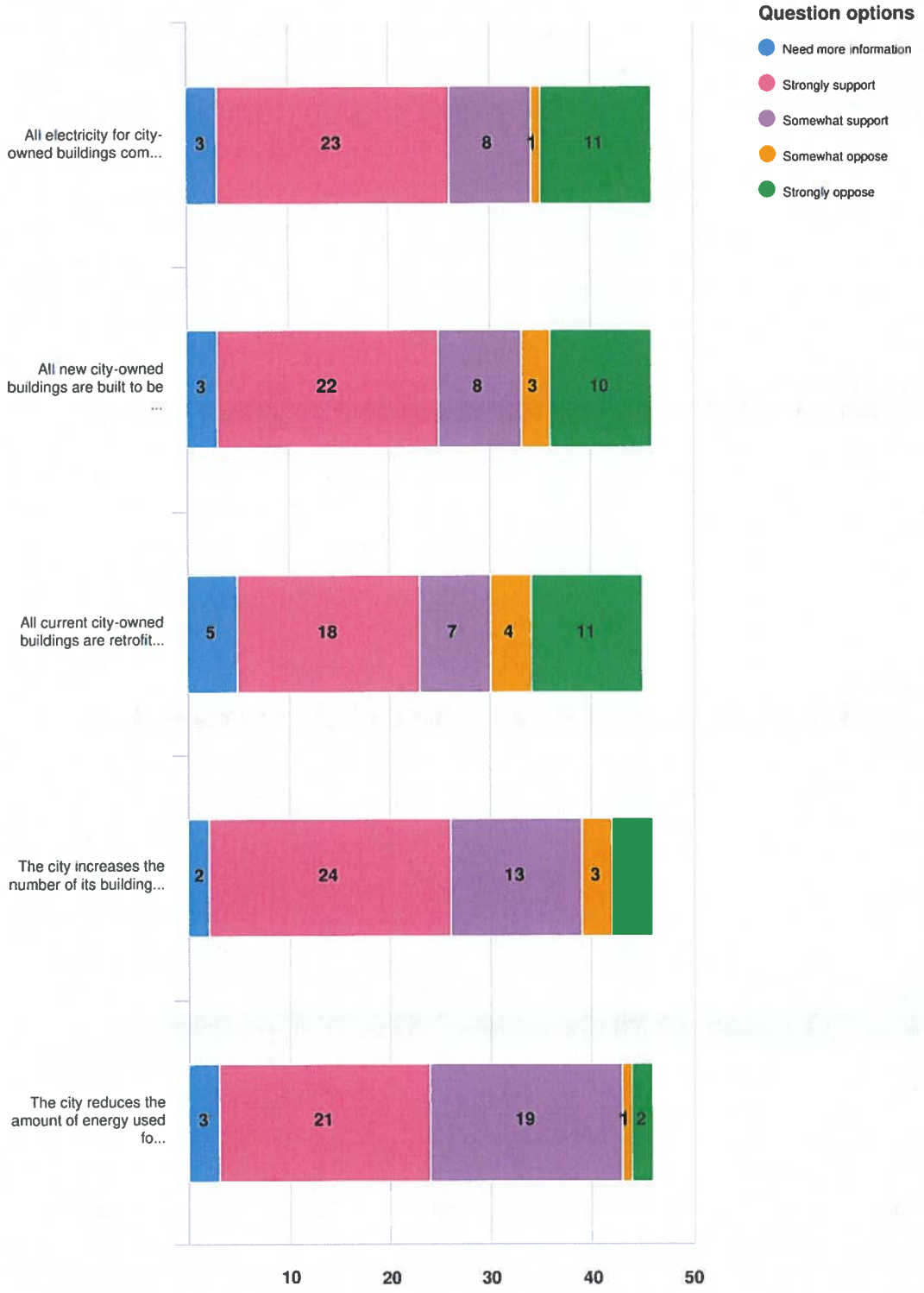

Optional question (46 response(s), 0 skipped)
Question type: Likert Question

Q7 Buildings and Energy Generation: Please rate your degree of support for each of the following possible future actions related to how the city operates its own facilities and programs.

All electricity for city- owned buildings comes from zero-carbon energy sources (e.g., wind, solar, water).

Survey : Survey Report for **19 July 2019** to **29 April 2025**



Survey : Survey Report for **19 July 2019** to **29 April 2025**

All new city-owned buildings are built to be carbon-neutral (meaning the design and operations do not emit greenhouse gases).



Survey : Survey Report for **19 July 2019** to **29 April 2025**

All current city-owned buildings are retrofitted to be carbon-neutral in coming years.



Survey : Survey Report for **19 July 2019** to **29 April 2025**

The city increases the number of its buildings that have solar panels.



Survey : Survey Report for **19 July 2019** to **29 April 2025**

The city reduces the amount of energy used for heating, cooling, equipment, lighting and appliances in its buildings.



Survey : Survey Report for **19 July 2019** to **29 April 2025**

Q8 The City supports action in the community (education, incentives, regulations, grants, etc.): Please rate your degree of support for each of the following possible future actions.

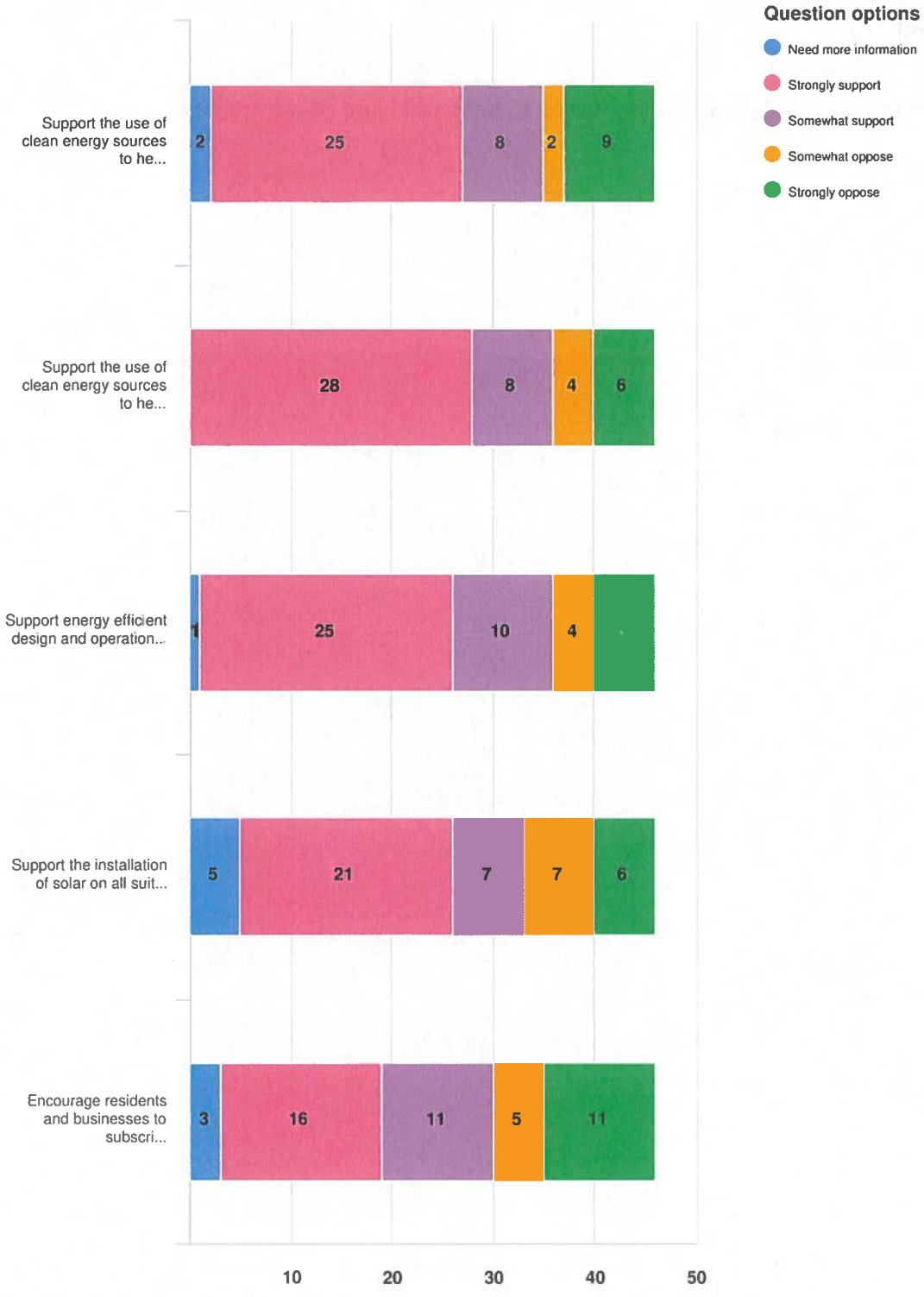

Optional question (46 response(s), 0 skipped)
Question type: Likert Question

Survey : Survey Report for **19 July 2019** to **29 April 2025**

Q8 The City supports action in the community (education, incentives, regulations, grants, etc.): Please rate your degree of support for each of the following possible future actions.

Support the use of clean energy sources to heat, cool and power homes.

Survey : Survey Report for **19 July 2019** to **29 April 2025**



Survey : Survey Report for **19 July 2019** to **29 April 2025**

Support the use of clean energy sources to heat, cool and power commercial and industrial buildings.

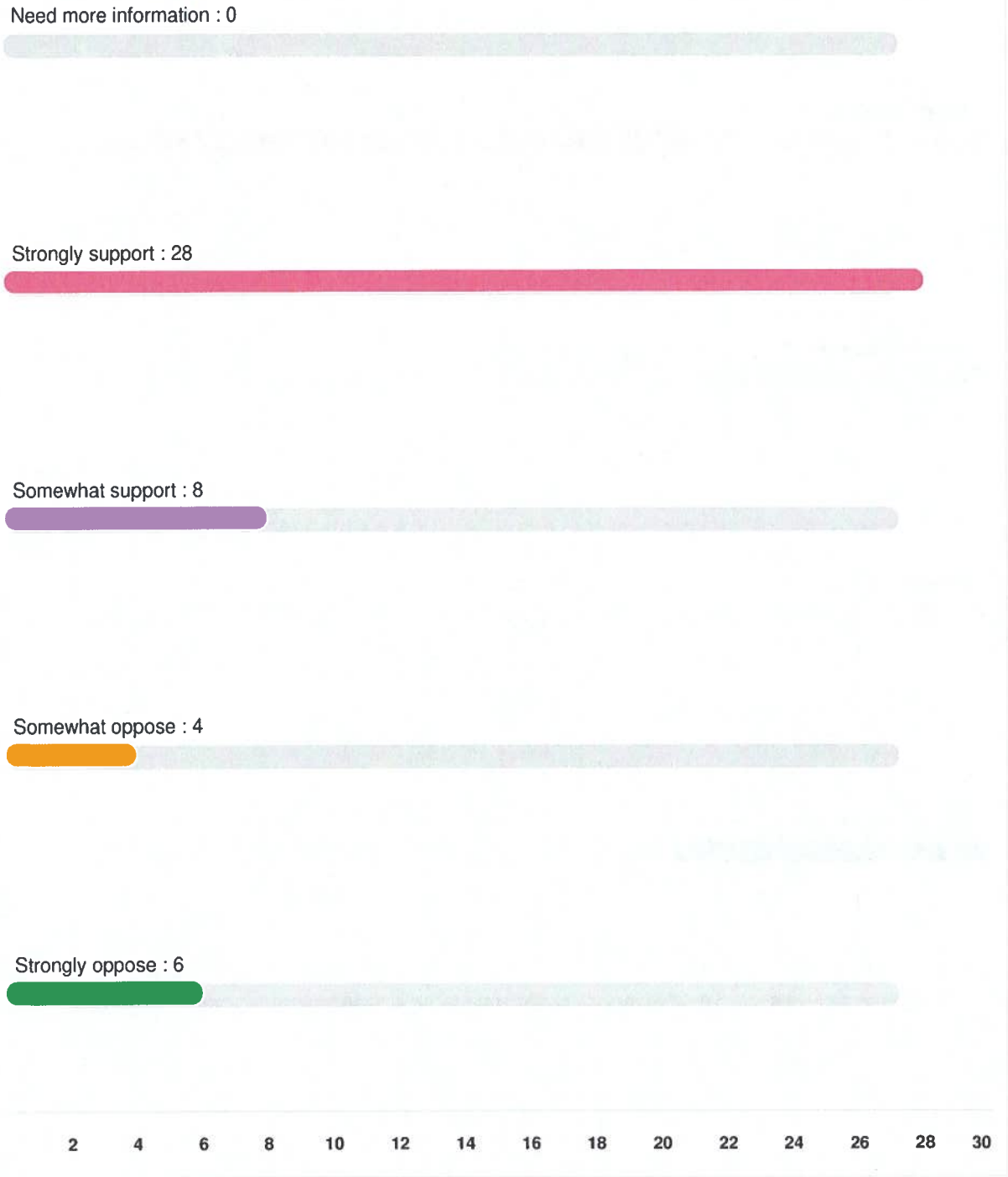

Survey : Survey Report for **19 July 2019** to **29 April 2025**

Support energy efficient design and operations of all new buildings constructed in Wilsonville, including houses, apartments, offices, schools and commercial and industrial buildings.



Survey : Survey Report for **19 July 2019** to **29 April 2025**

Support the installation of solar on all suitable buildings, especially new buildings.



Survey : Survey Report for **19 July 2019** to **29 April 2025**

Encourage residents and businesses to subscribe to 100% renewable electricity (from a source such as water, wind or solar power.

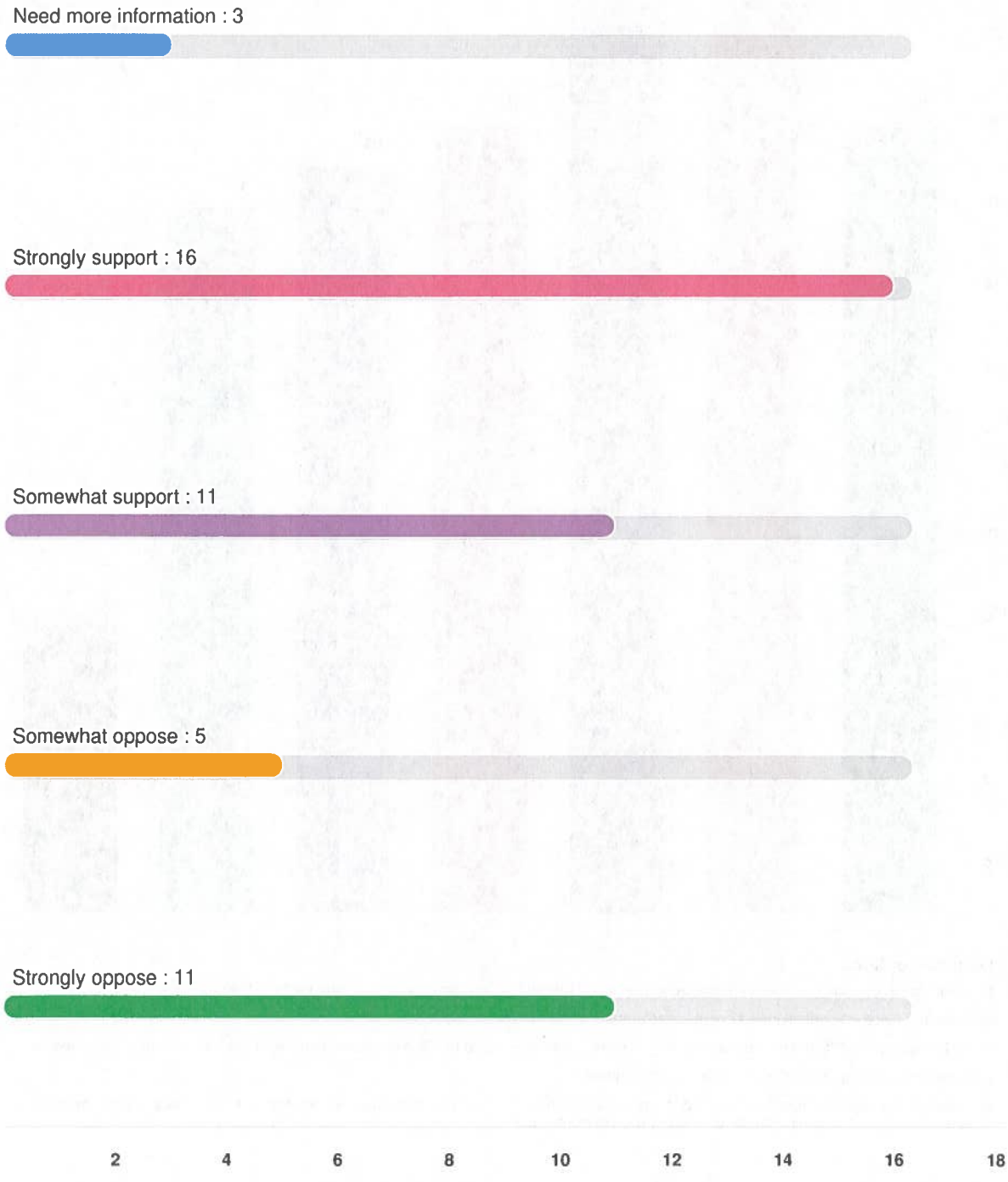

Survey : Survey Report for **19 July 2019** to **29 April 2025**

Q9 Which of the following energy efficiency improvements are you interested in making?

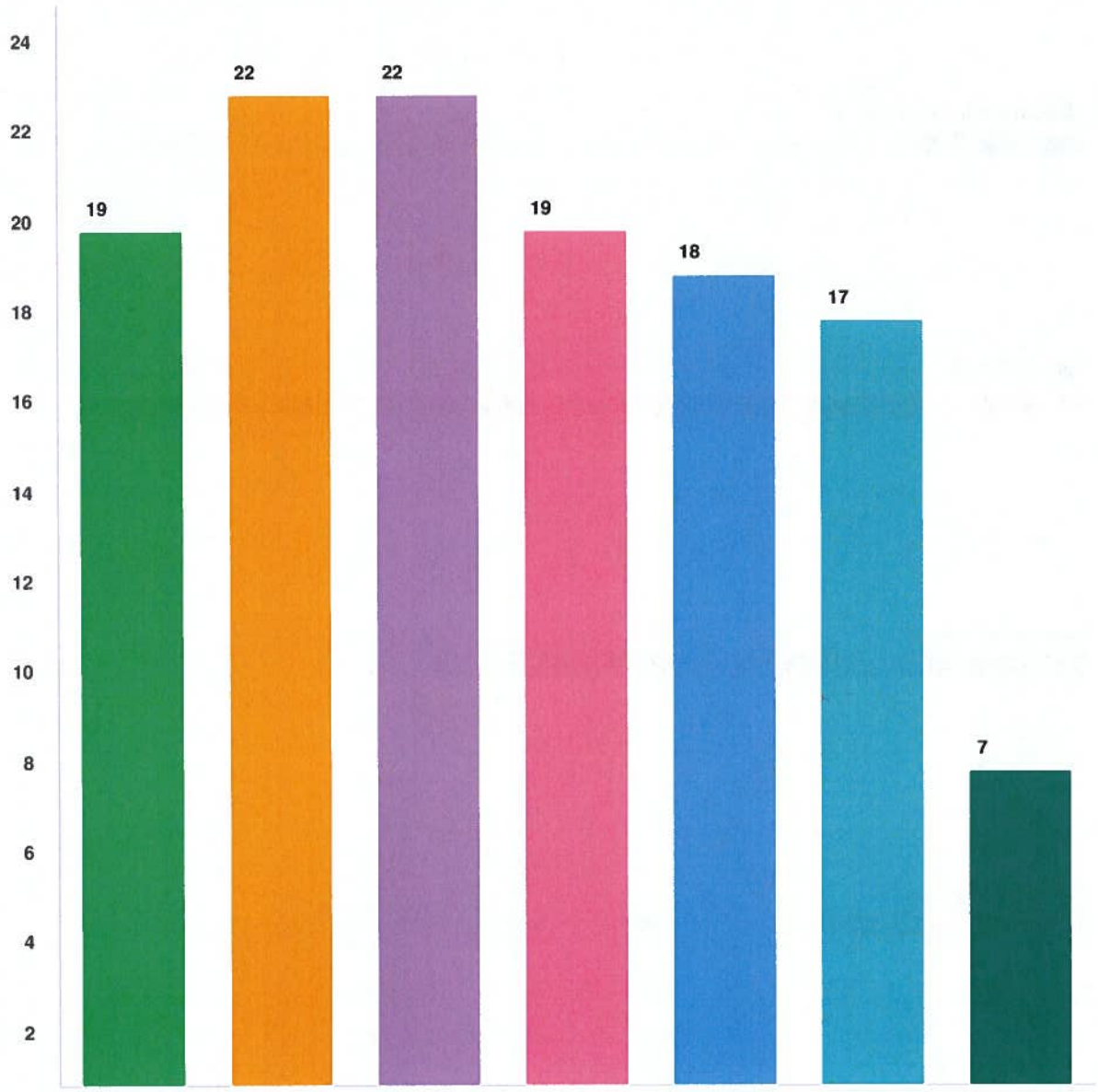

Question options

- Other (please specify)
- Installing solar panels on the roof, on the ground, or in a community setting for shared use
- Installing more efficient windows/doors to prevent the loss of heated or cooled air
- Installing a more efficient heating and cooling system
- Improving building insulation to prevent the loss of heated or cooled air
- Replacing older appliances with more efficient options
- Installing low-flow showers, faucets, and toilets to reduce the amount of water that requires treatment, energy used to treat the water, and wastewater that emits methane, which is a greenhouse gas

Optional question (38 response(s), 8 skipped)
Question type: Checkbox Question

Survey : Survey Report for **19 July 2019** to **29 April 2025**

Q10 What support would you need to make any energy efficiency improvements you noted above?

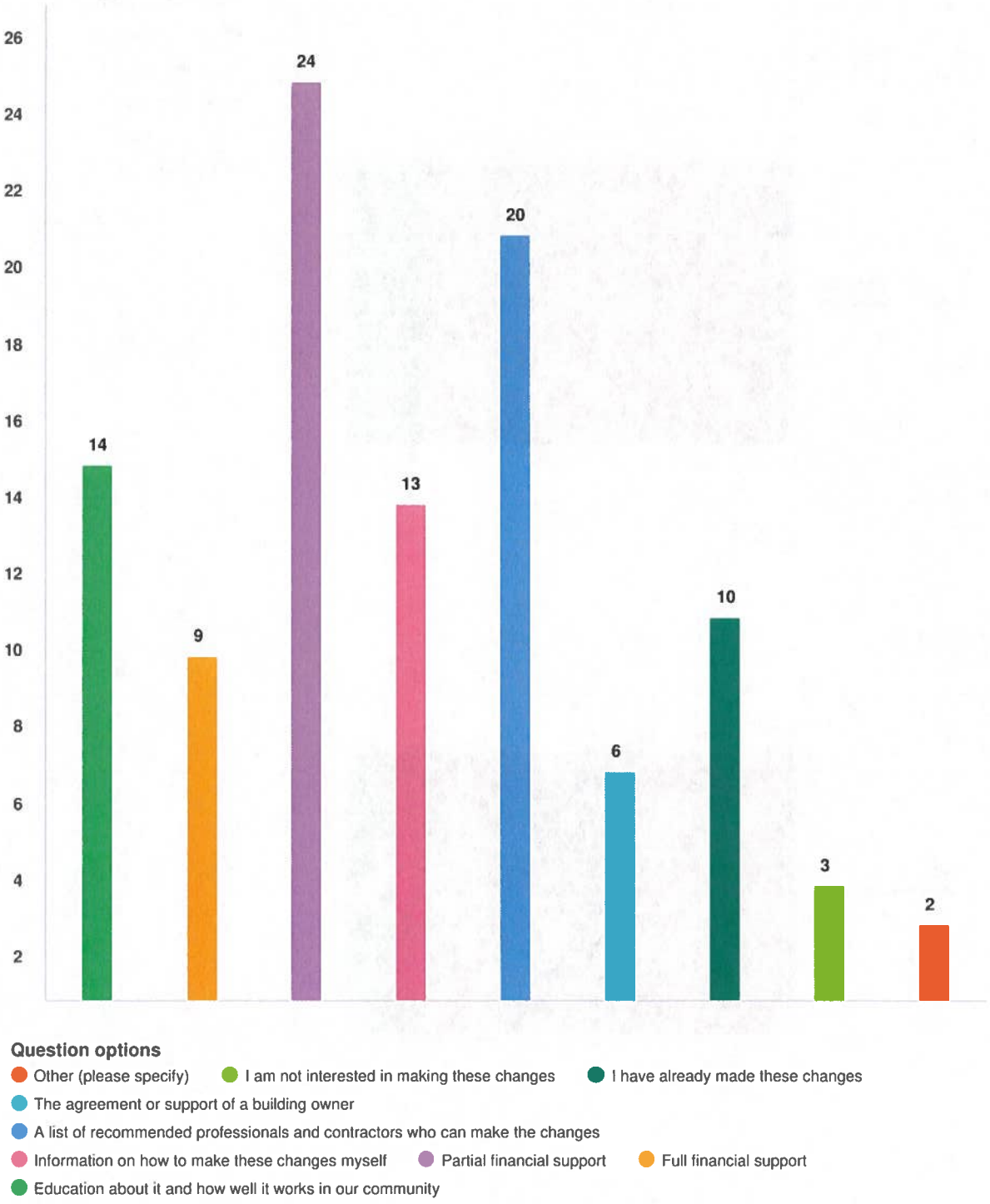

Mandatory Question (46 response(s))
Question type: Checkbox Question

Survey : Survey Report for **19 July 2019** to **29 April 2025**

Q11 City Operations: Please rate your degree of support for each of these actions the City may consider taking in the future:

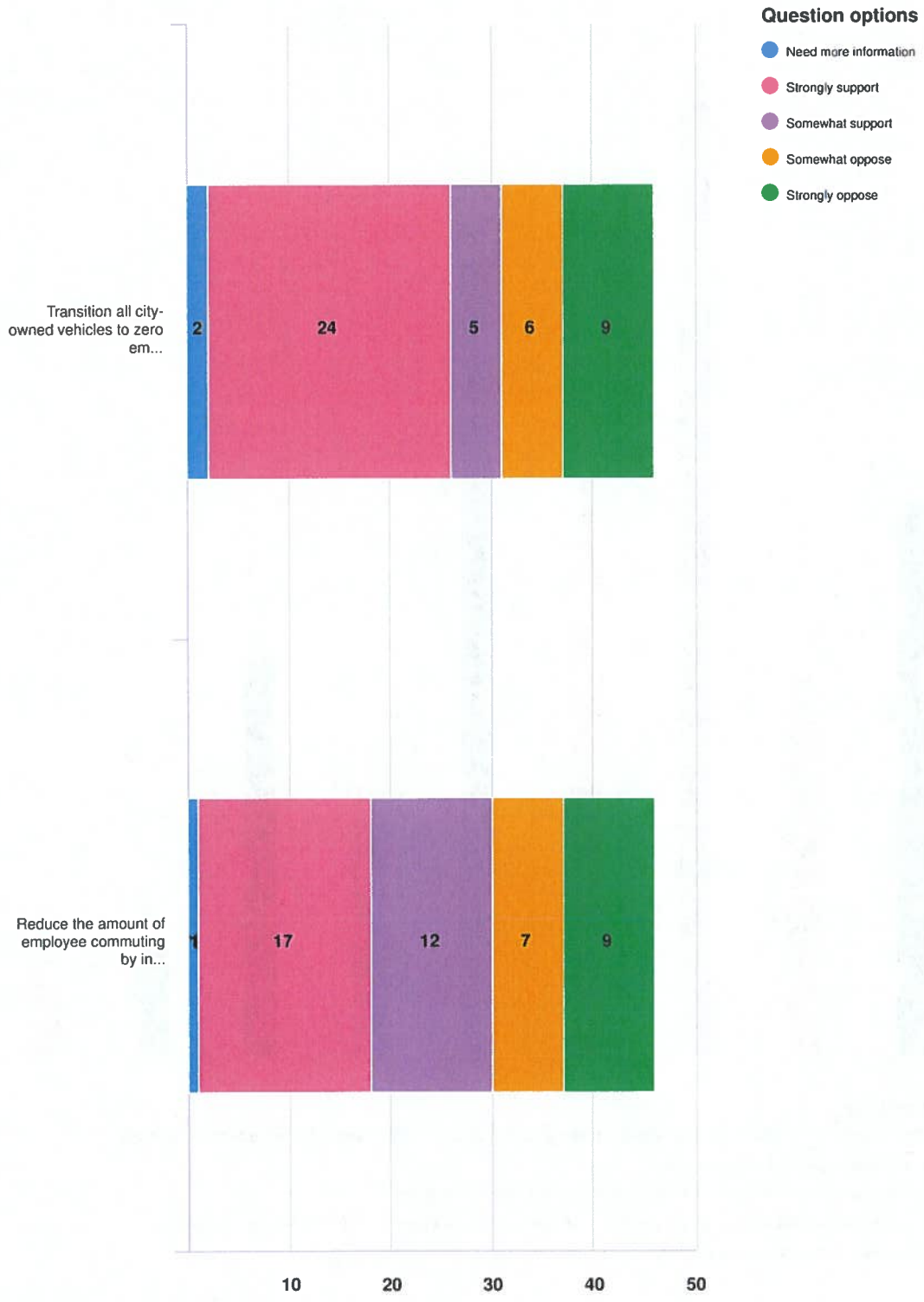

Optional question (46 response(s), 0 skipped)
Question type: Likert Question

Survey : Survey Report for **19 July 2019** to **29 April 2025**

Q11 City Operations: Please rate your degree of support for each of these actions the City may consider taking in the future:

Transition all city-owned vehicles to zero emission vehicles (e.g., patrol cars, pick-up trucks, delivery vans)

Survey : Survey Report for **19 July 2019** to **29 April 2025**



Survey : Survey Report for **19 July 2019** to **29 April 2025**

Reduce the amount of employee commuting by increasing teleworking/working from home



Survey : Survey Report for **19 July 2019** to **29 April 2025**

Q12 City Supports Action in the Community (education, incentives, regulations, grants, etc.): Please rate your degree of support for each of these future actions that the City may be able to provide support (education, incentives, regulations, grants, ...

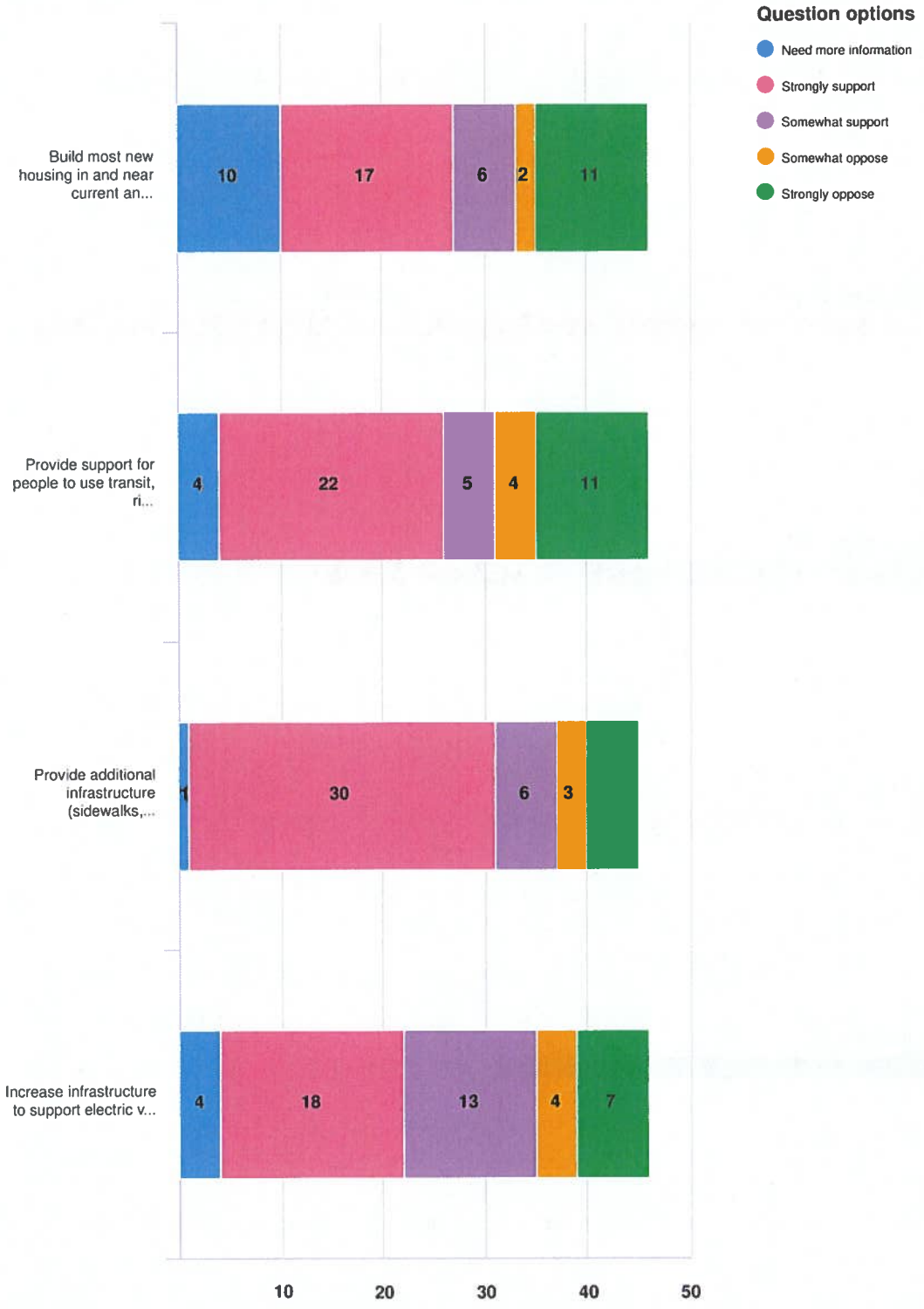

Optional question (46 response(s), 0 skipped)
Question type: Likert Question

Survey : Survey Report for **19 July 2019** to **29 April 2025**

Q12 City Supports Action in the Community (education, incentives, regulations, grants, etc.): Please rate your degree of support for each of these future actions that the City may be able to provide support (education, incentives, regulations, grants, ...

Build most new housing in and near current and planned population centers and major travel corridors

Survey : Survey Report for **19 July 2019** to **29 April 2025**



Survey : Survey Report for **19 July 2019** to **29 April 2025**

Provide support for people to use transit, ride in vehicles with two or more occupants (carpool or ride-share), walk and bike



Survey : Survey Report for **19 July 2019** to **29 April 2025**

Provide additional infrastructure (sidewalks, bike paths, etc.) to make it easier and safer for people to walk and bike



Survey : Survey Report for **19 July 2019** to **29 April 2025**

Increase infrastructure to support electric vehicles (e.g., electric charging stations



Survey : Survey Report for **19 July 2019** to **29 April 2025**

Q13 City Advocates: Please rate your degree of support for each of these future actions that the City may be able focus advocacy efforts:

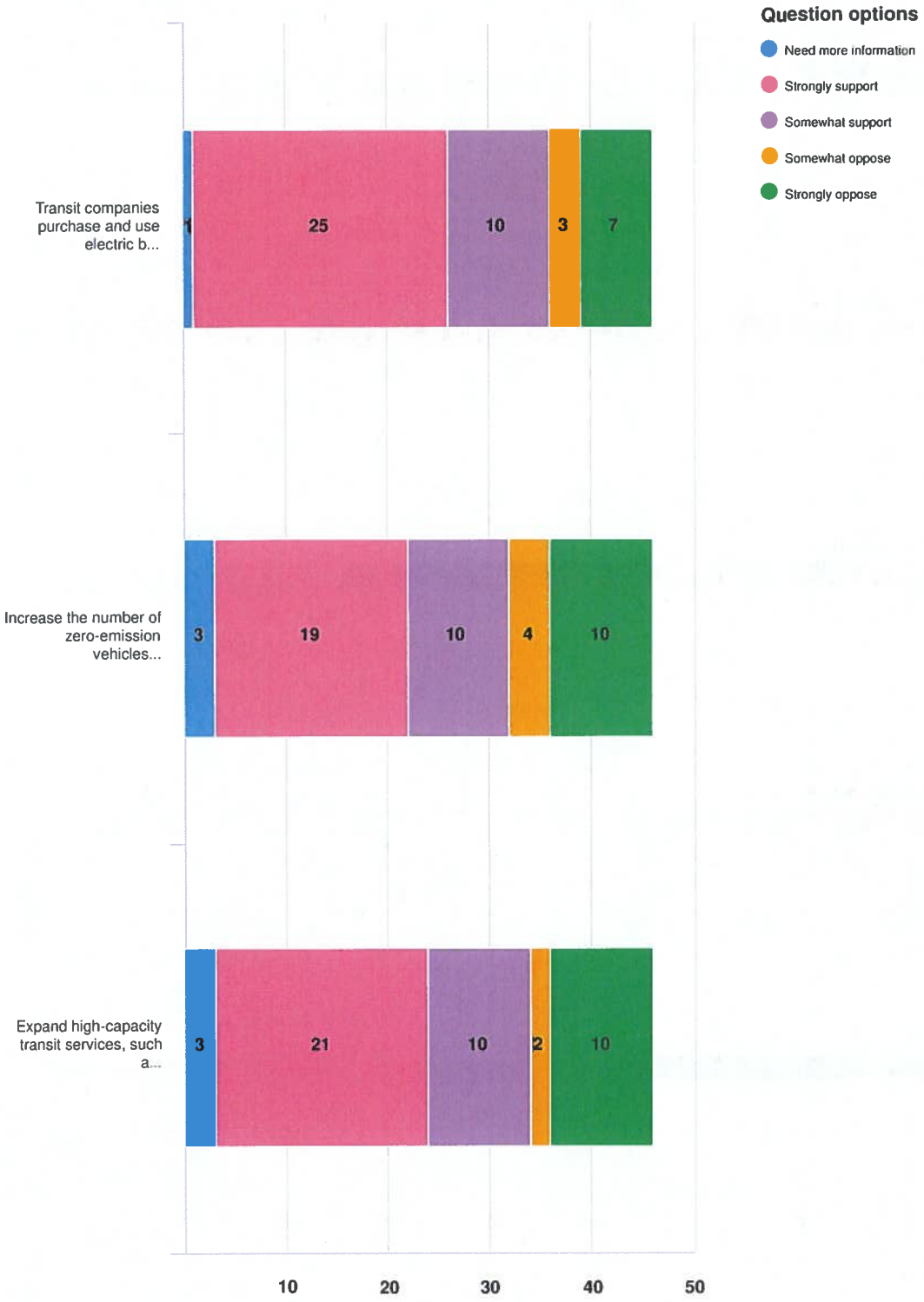

Optional question (46 response(s), 0 skipped)
Question type: Likert Question

Survey : Survey Report for **19 July 2019** to **29 April 2025**

Q13 City Advocates: Please rate your degree of support for each of these future actions that the City may be able focus advocacy efforts:

Transit companies purchase and use electric buses that operate on renewable electricity

Survey : Survey Report for **19 July 2019** to **29 April 2025**



Survey : Survey Report for **19 July 2019** to **29 April 2025**



Survey : Survey Report for **19 July 2019** to **29 April 2025**

Expand high-capacity transit services, such as rapid transit or light rail



Survey : Survey Report for **19 July 2019** to **29 April 2025**

Q14 Are you interested in purchasing or leasing an electric vehicle?

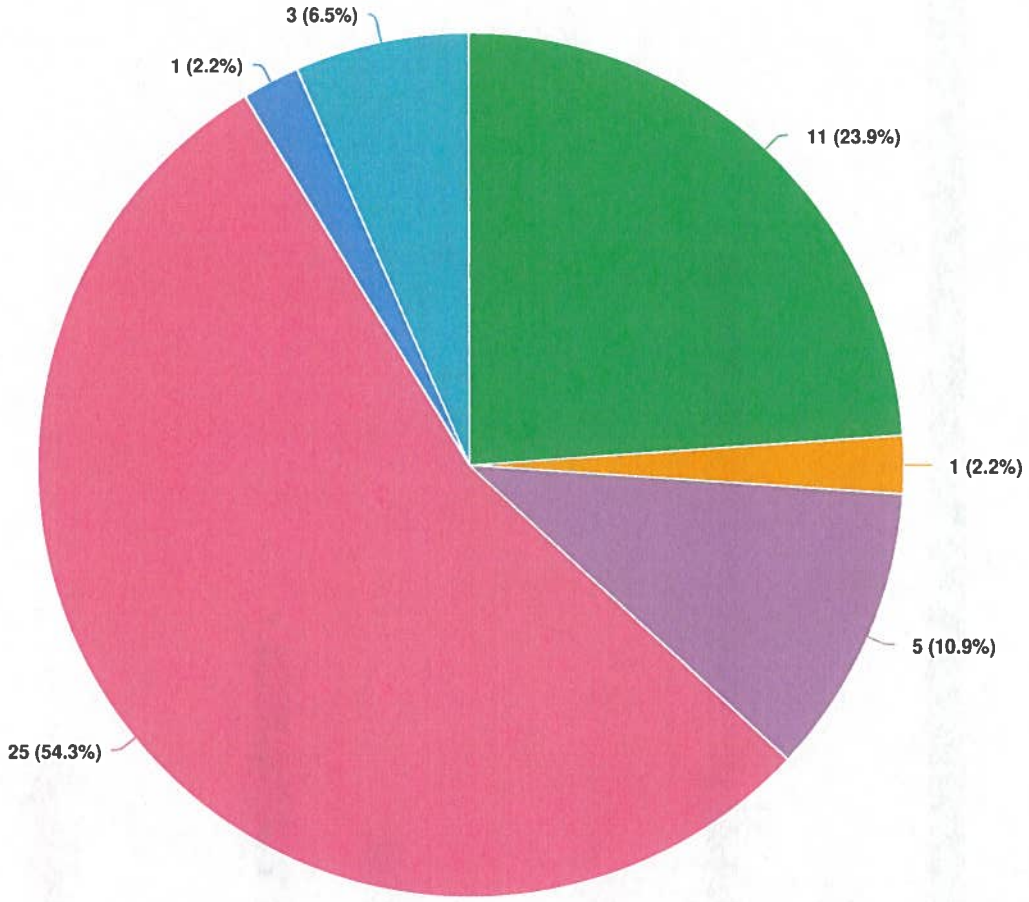

Question options

I already own an electric bicycle
I already own an electric car or truck
No
Yes, both a car/truck and a bicycle
Yes, a bicycle
Yes, a car or truck

Optional question (46 response(s), 0 skipped)
Question type: Radio Button Question

Survey : Survey Report for **19 July 2019** to **29 April 2025**

Q15 Which of the following do you see as barriers to purchasing an electric car or truck?

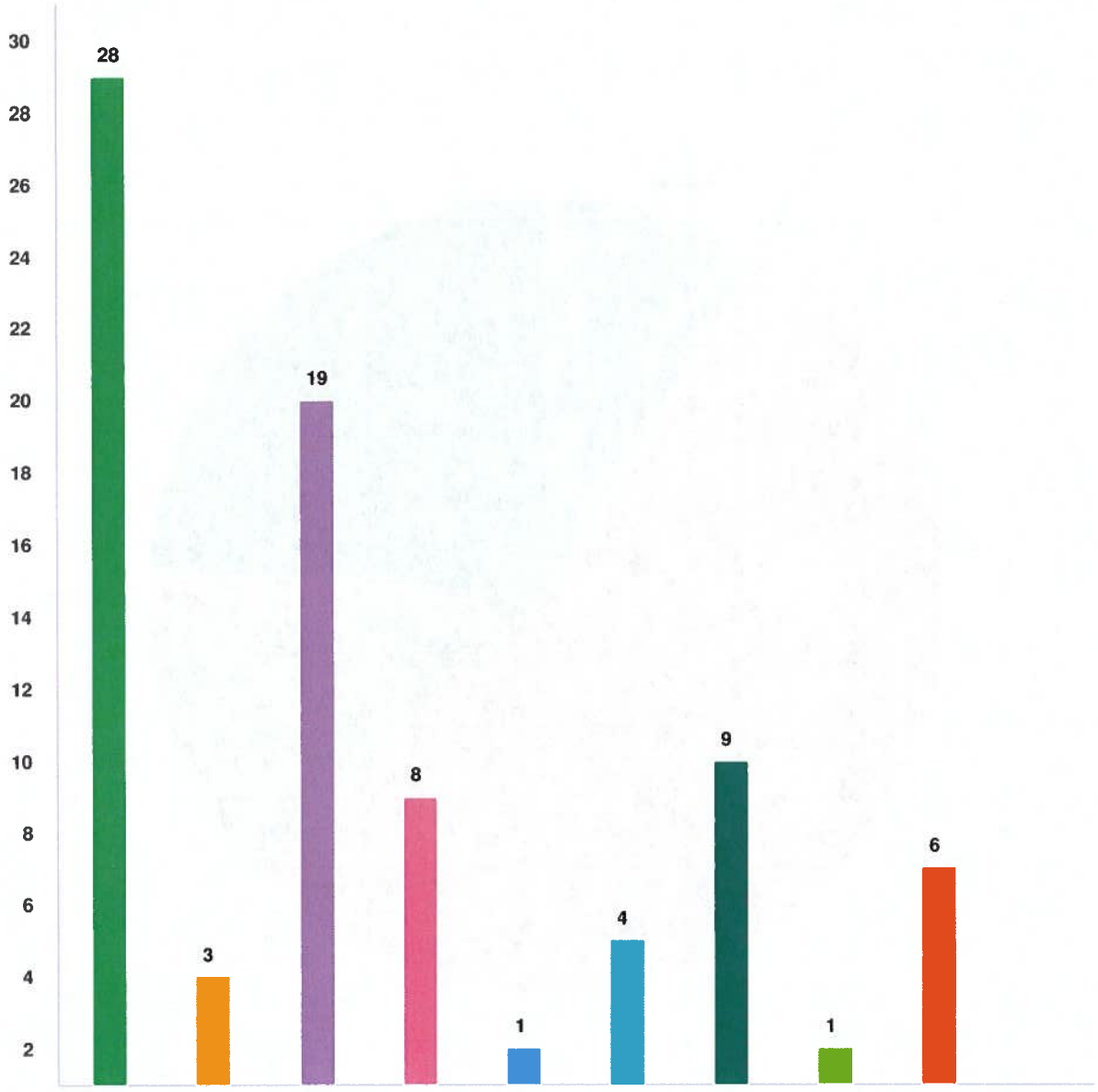

Question options

- I don't drive
- Other (please specify)
- I already own or lease an electric car or truck
- I'm not interested in purchasing an electric car or truck
- There are no barriers
- Unsure how to dispose of current vehicle
- Maintenance – There aren't enough local mechanics to service and maintain electric vehicles
- Charging stations – I don't know if there are charging stations for me to drive an electric vehicle comfortably without risking running out of power
- Availability – It's hard to find one to purchase or lease
- Cost

Optional question (46 response(s), 0 skipped)
Question type: Checkbox Question

Q16 **If the City were to invest in infrastructure to support lower transportation emissions, where would you prefer they focus?**

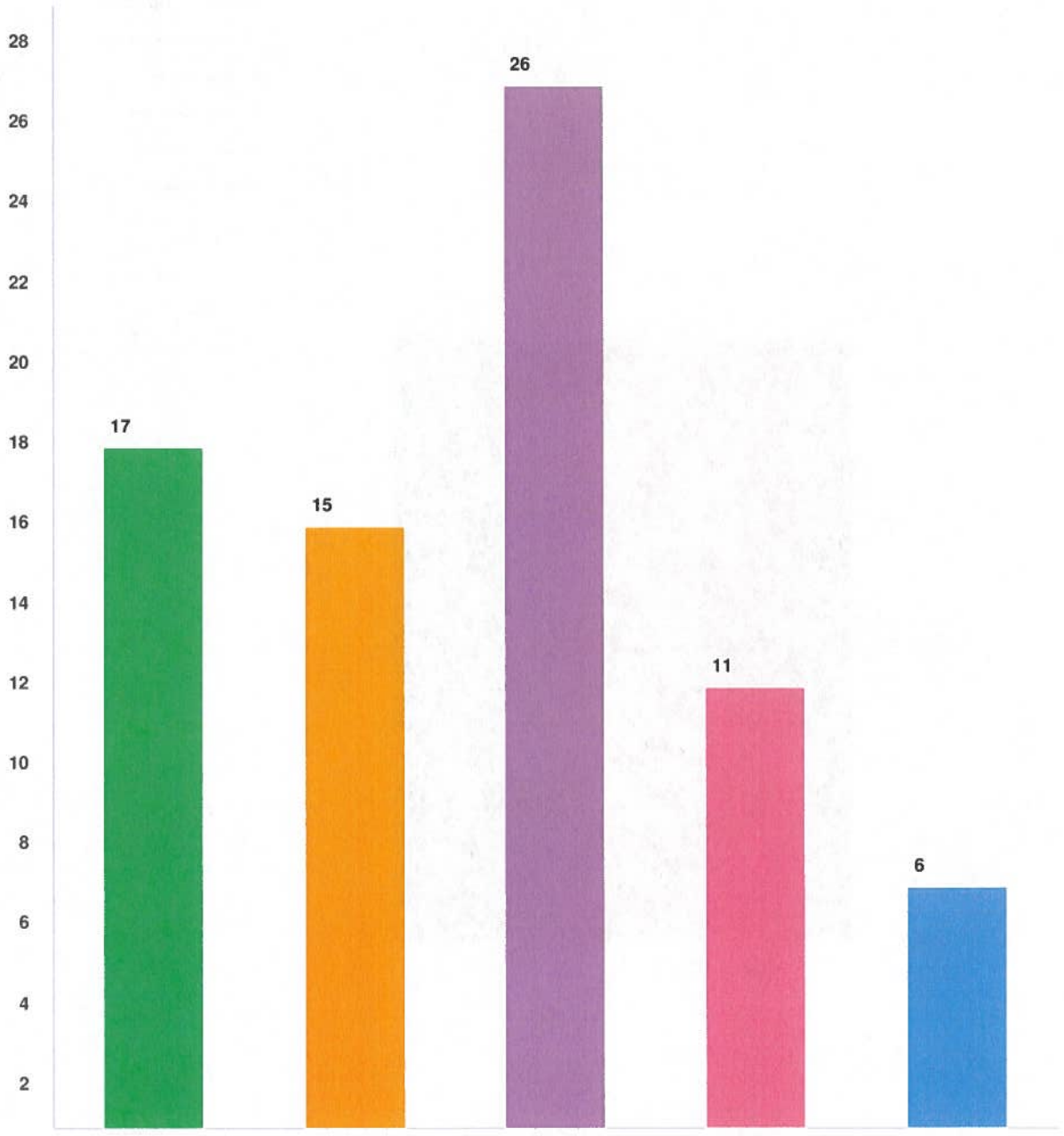

Optional question (45 response(s), 1 skipped)
Question type: Checkbox Question

Survey : Survey Report for **19 July 2019** to **29 April 2025**

Q17 Q17. City Advocates: Please rate your degree of support for the following possible future action.

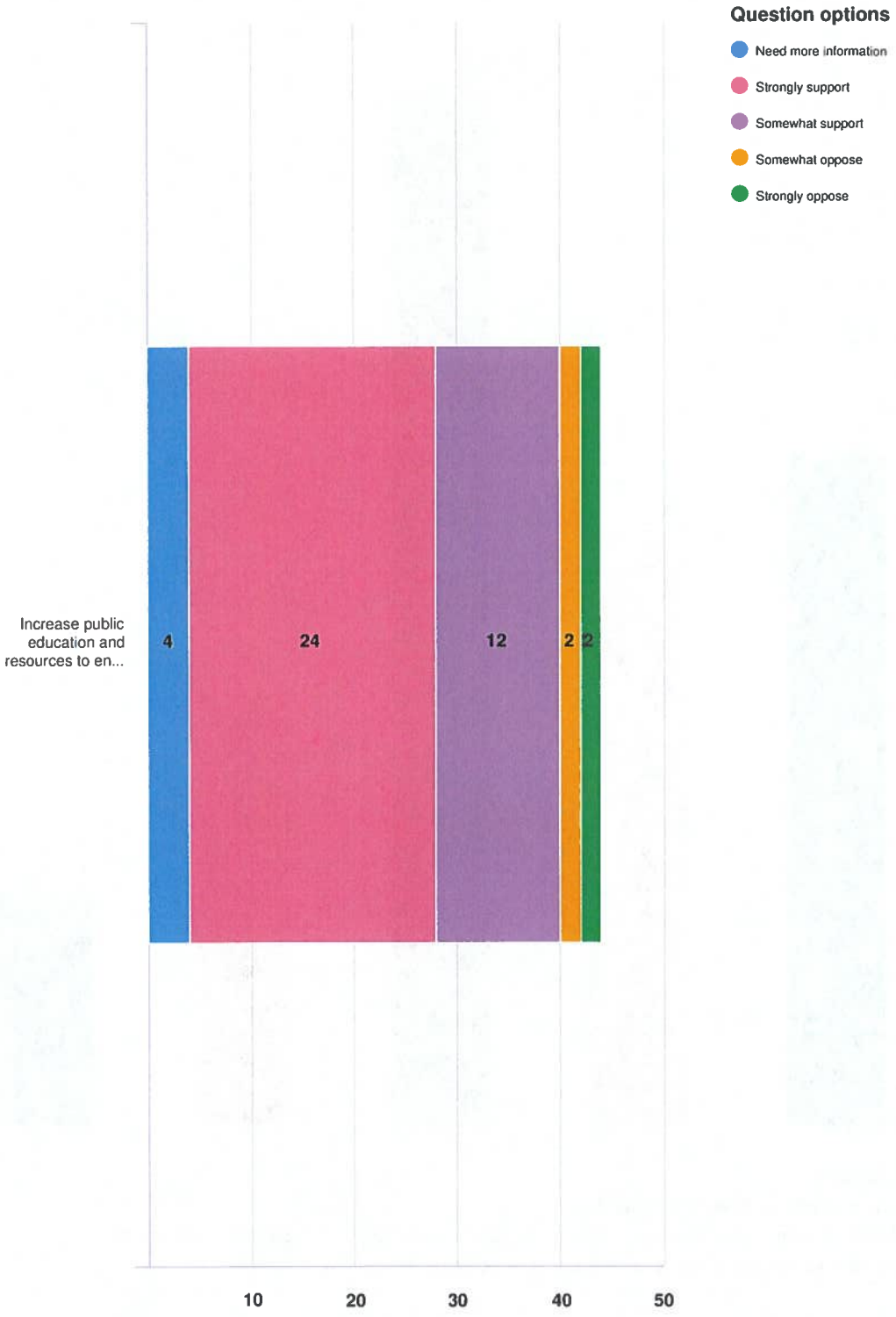

Optional question (44 response(s), 2 skipped)
Question type: Likert Question

Survey : Survey Report for **19 July 2019** to **29 April 2025**

Q17 Q17. City Advocates: Please rate your degree of support for the following possible future action.

Increase public education and resources to encourage water conservation



Survey : Survey Report for **19 July 2019** to **29 April 2025**

Survey : Survey Report for **19 July 2019** to **29 April 2025**

Q18 The actions of individual households can make a difference in maintaining a healthy and adequate supply of water. What would encourage you to conserve water at home?

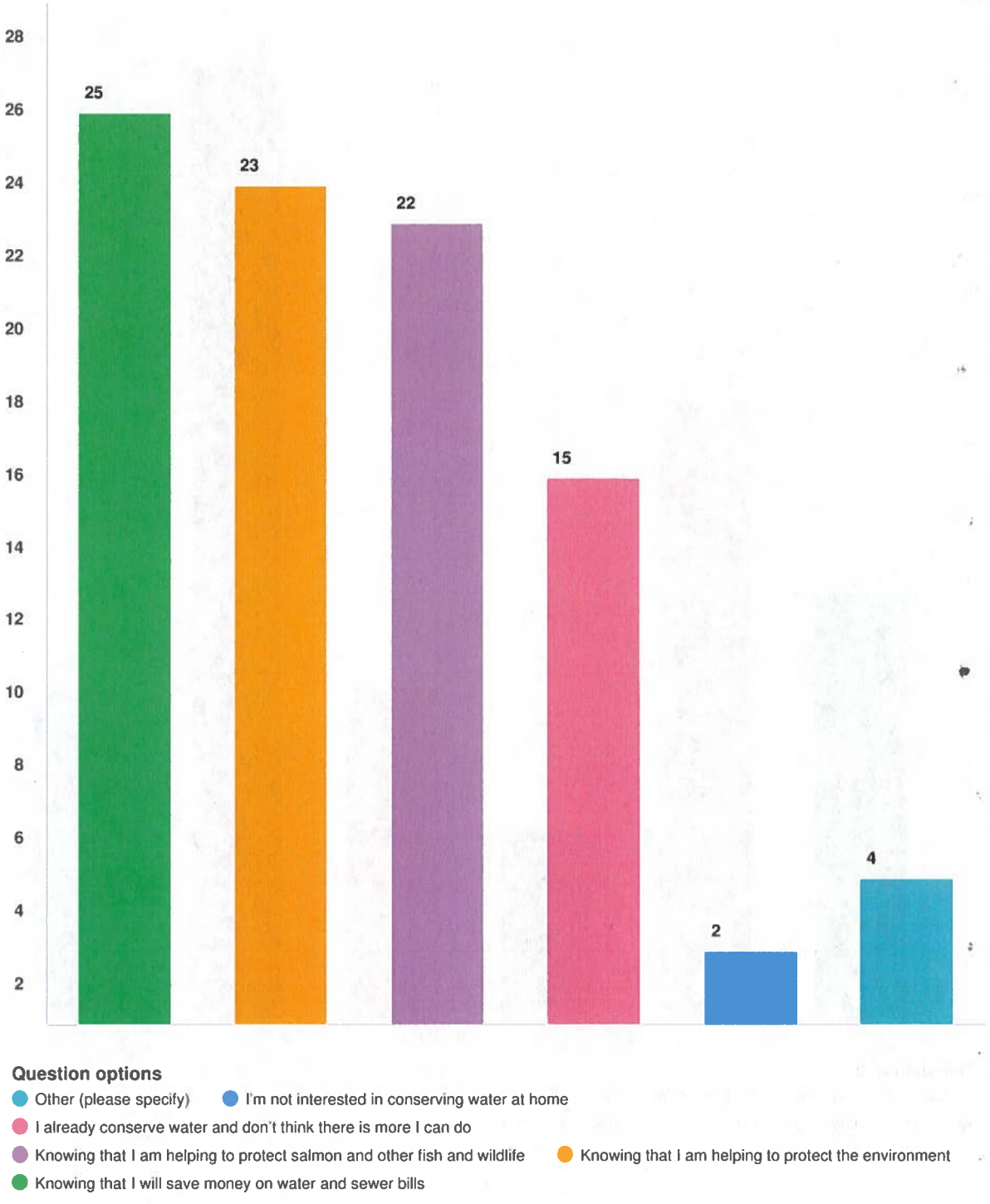

Optional question (45 response(s), 1 skipped)
Question type: Checkbox Question

Q19 Which of the following are barriers to conserving water at home?

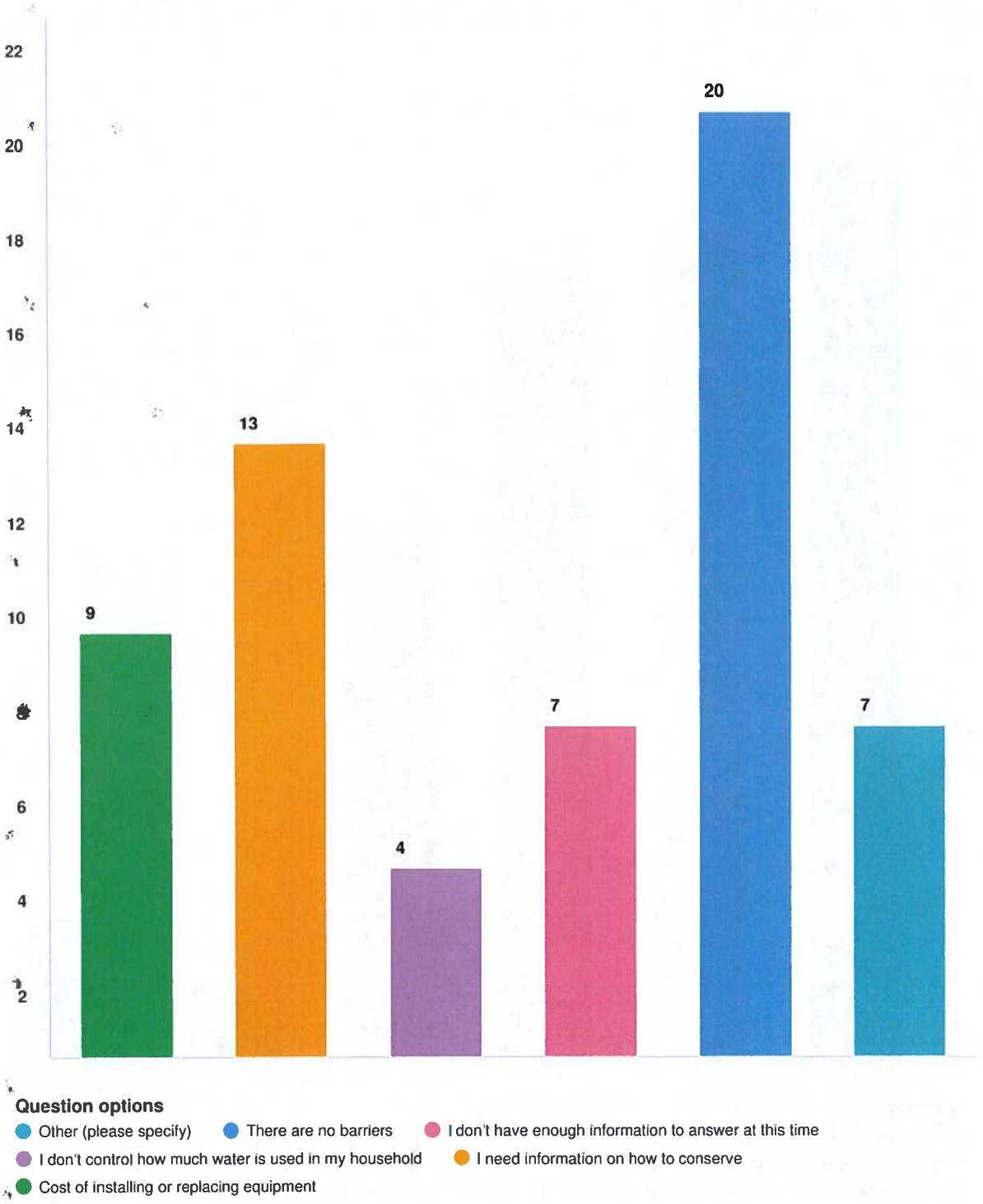

Optional question (46 response(s), 0 skipped)
Question type: Checkbox Question

Survey : Survey Report for **19 July 2019** to **29 April 2025**

Q20 Please share any other suggestions you have for actions individuals can take to save water and wastewater:

[redacted]

[redacted]
10/14/2024 08:33 PM

Guidance on rainwater collection for gardening

[redacted]

[redacted]
10/22/2024 01:14 PM

How about a survey that asks residents what density levels they want for Town Center. Why are you refusing to engage with the community on your vision of a "there/there" downtown of walk/bike/transit? This is vital public engagement.

[redacted]

[redacted]
10/22/2024 01:17 PM

Education would be good because we don't always know what we don't know.

[redacted]

[redacted]
10/22/2024 01:48 PM

Use a bucket to capture water until it's hot enough to do the dishes. Use the captured water for watering plants.

[redacted]

[redacted]
10/22/2024 08:28 PM

Drought tolerant landscaping

[redacted]

[redacted]
10/23/2024 07:31 AM

Don't waste water on your lawns.

[redacted]

[redacted]
10/23/2024 10:50 AM

New homes could have built-in gray water systems and small "bioswales" on properties to collect/redirect water.

[redacted]

[redacted]
10/23/2024 01:20 PM

None

[redacted]

[redacted]
10/23/2024 04:05 PM

Awareness and education are key. Team up with EcoChallenge to create city-wide challenges to increase both.

[redacted]

[redacted]
10/23/2024 07:46 PM

Reduce decorative lawns in neighborhoods by encouraging gardens and flower beds (esp. native plants), or hardscaping instead. Fund CREST and encourage it to be properly staffed for educating our youth in schools.

[redacted]

[redacted]
10/23/2024 10:28 PM

I think most pub ed has limited effect; financial incentives probably most effective but not sure how it pencils out in city budget.

[redacted] 11/02/2024 08:32 PM	Rainwater retention, landscaping to capture rain in the yard, more efficient sprinklers/watering
[redacted] 11/03/2024 06:16 PM	Encourage condominium communities to save wastewater. Mandate new condo communities to meter water by each unit.
[redacted] 11/03/2024 07:36 PM	I do not like the idea of the City allocating tax dollars to projects that have little to no measurable difference. I would prefer the City focus their efforts on projects that have a direct impact on the people who live here today.
[redacted] 11/04/2024 04:23 PM	City could provide rainwater collection equipment
[redacted] 11/05/2024 09:42 AM	The low flow heads, give us BETTER WATER QUALITY! After going to reclaimed water, it feels like we need more water to be clean in the shower.
[redacted] 11/09/2024 09:43 AM	I tried to do this by my latest ballot choices: Elect smarter officials who truly understand water etc and don't have a blind agenda of "climate change"
[redacted] 11/10/2024 01:12 PM	Knowing how to check your water meter and reducing the amount of landscape watering one does.
[redacted] 11/10/2024 02:42 PM	Force HOAs to permit non-grass alternatives, like drought-tolerant seed mixes, or lawn removal. Discourage use of pesticides/herbicides that contaminate runoff water.
[redacted] 11/10/2024 04:22 PM	Collect grey water for use in garden and yard.
[redacted] 11/11/2024 12:59 AM	Bane watering lawns during drought. Limit summer park watering.
[redacted] 11/12/2024 09:53 PM	Shorter showers, decrease watering yard, upgrade appliances

Survey : Survey Report for **19 July 2019** to **29 April 2025**

Optional question (22 response(s), 24 skipped)

Question type: Single Line Question

Survey : Survey Report for **19 July 2019** to **29 April 2025**

Q21 City Operations: Please rate your degree of support for the following possible future operations the City might consider:



Optional question (46 response(s), 0 skipped)
Question type: Likert Question

Q21 City Operations: Please rate your degree of support for the following possible future operations the City might consider:

Prioritizing purchasing services and products that minimize the release of greenhouse gases

Survey : Survey Report for **19 July 2019** to **29 April 2025**



Survey : Survey Report for **19 July 2019** to **29 April 2025**

Q22 City Supports Action in the Community (education, incentives, regulations, grants, etc.): Please rate your degree of support for each of the following possible future actions.

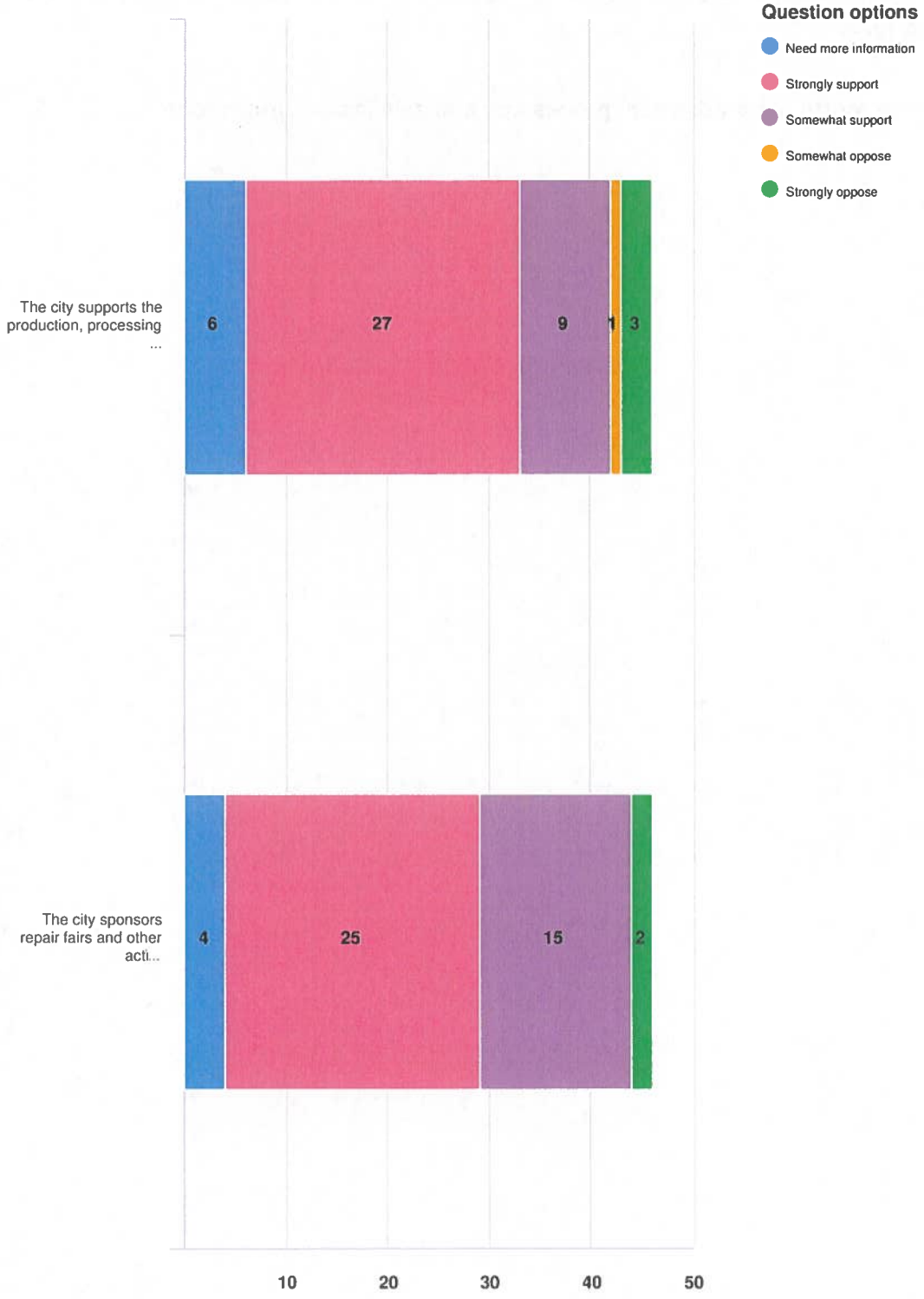

Optional question (46 response(s), 0 skipped)
Question type: Likert Question

Q22 City Supports Action in the Community (education, incentives, regulations, grants, etc.): Please rate your degree of support for each of the following possible future actions.

The city supports the production, processing and sale locally grown food

Survey : Survey Report for **19 July 2019** to **29 April 2025**

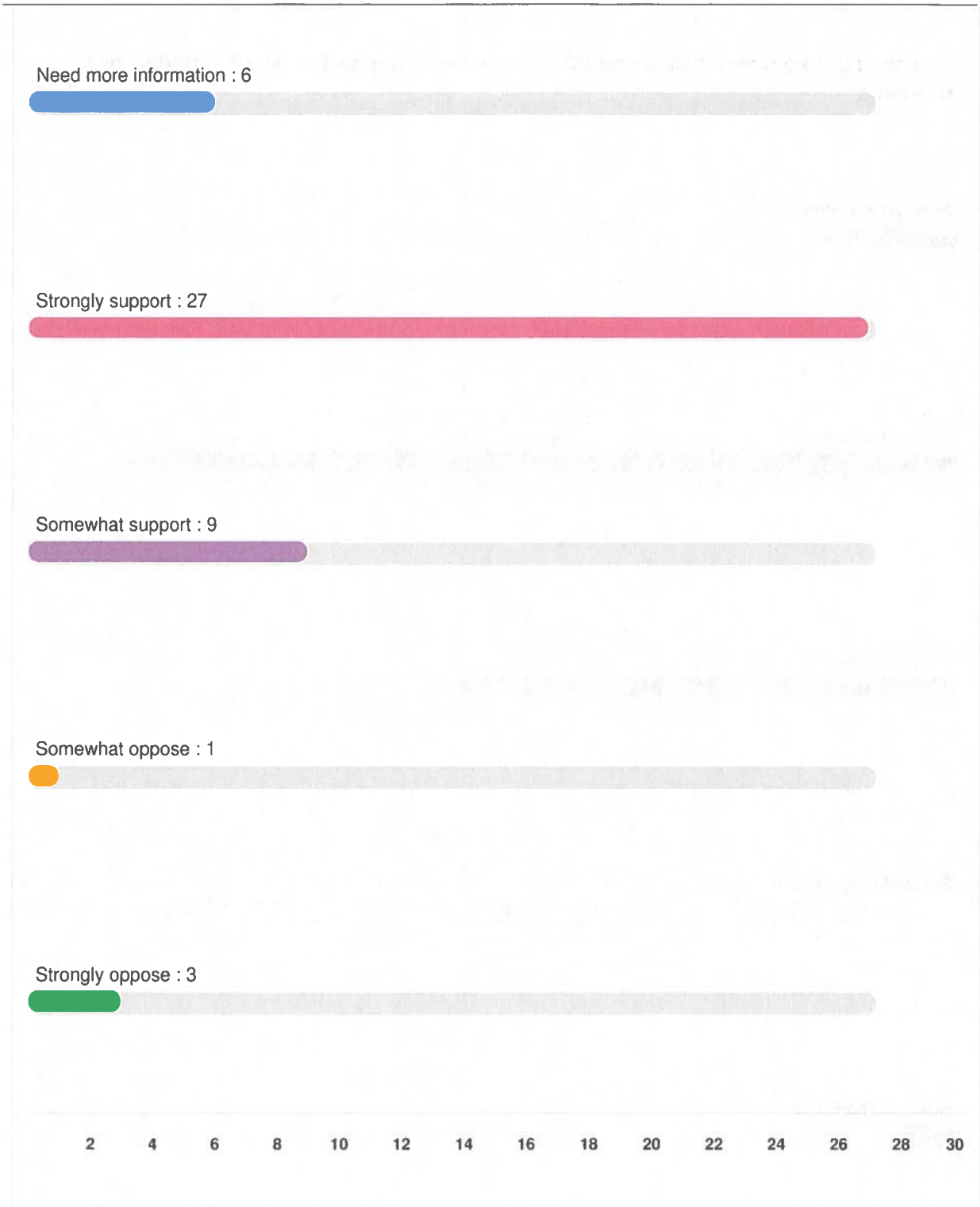

Survey : Survey Report for **19 July 2019** to **29 April 2025**

The city sponsors repair fairs and other activities to support reuse of materials and products



Survey : Survey Report for **19 July 2019** to **29 April 2025**

Q23 City Advocates: Please rate your degree of support for each of the following possible future actions.

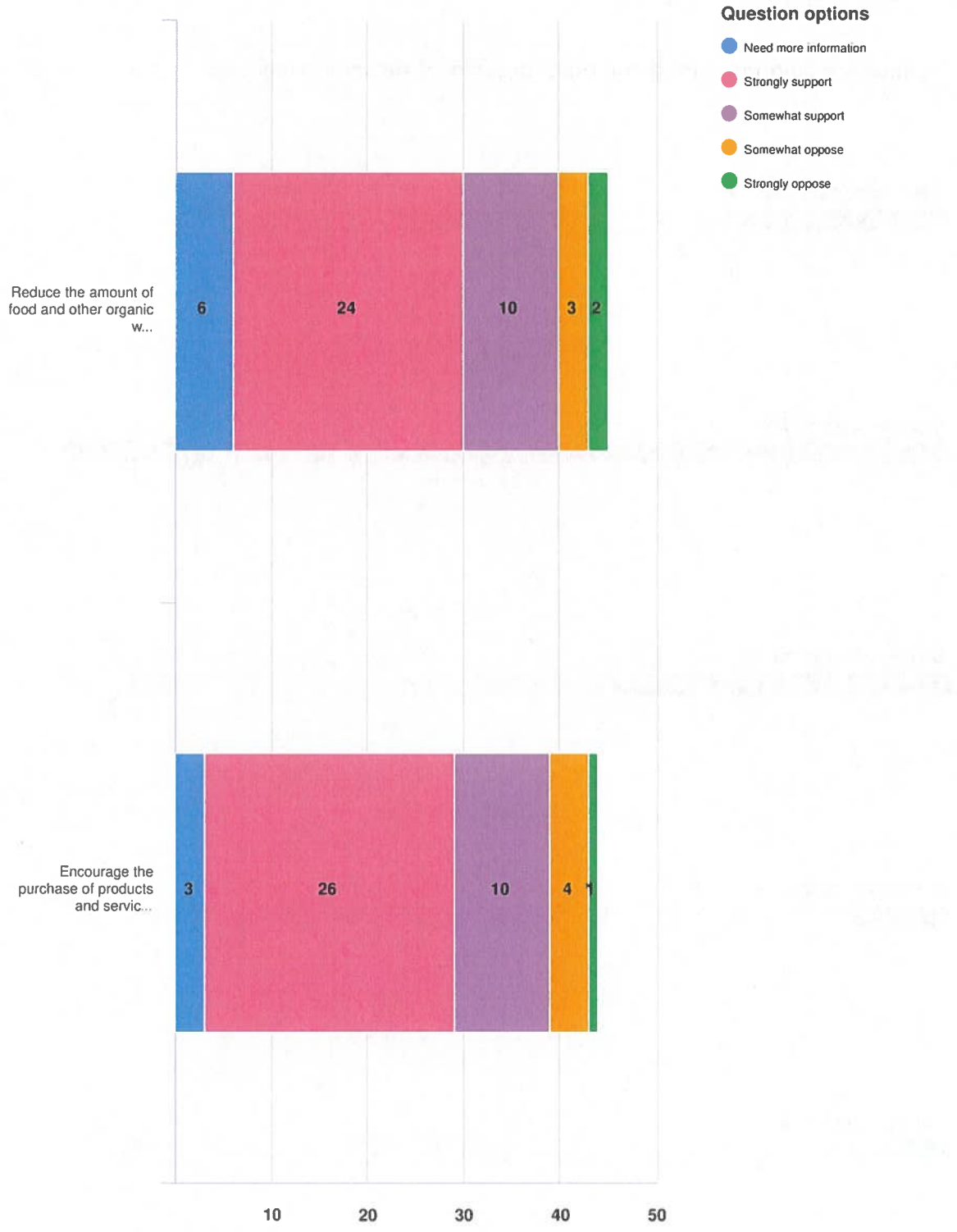

Optional question (45 response(s), 1 skipped)
Question type: Likert Question

Survey : Survey Report for **19 July 2019** to **29 April 2025**

Q23 City Advocates: Please rate your degree of support for each of the following possible future actions.

Reduce the amount of food and other organic waste sent to landfills



Survey : Survey Report for **19 July 2019** to **29 April 2025**

Survey : Survey Report for **19 July 2019** to **29 April 2025**

Encourage the purchase of products and services that are designed to be reused and easy to repair

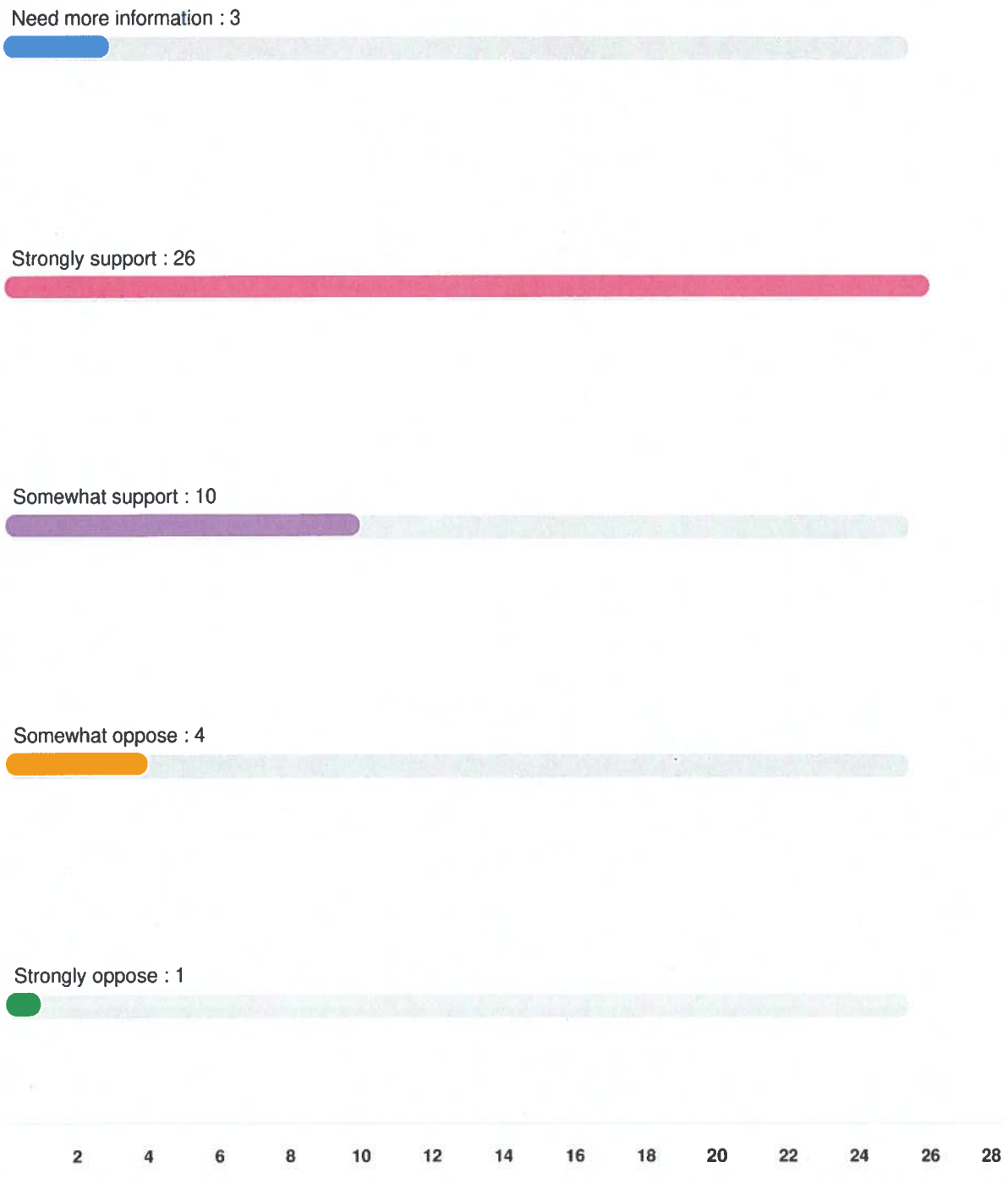

Q24 The amount of waste we create is impacted by individual decisions (how much we buy, what we buy, how we take care of what we buy, what we do with things when we are done with them, etc.) How interested are you in reducing your waste?

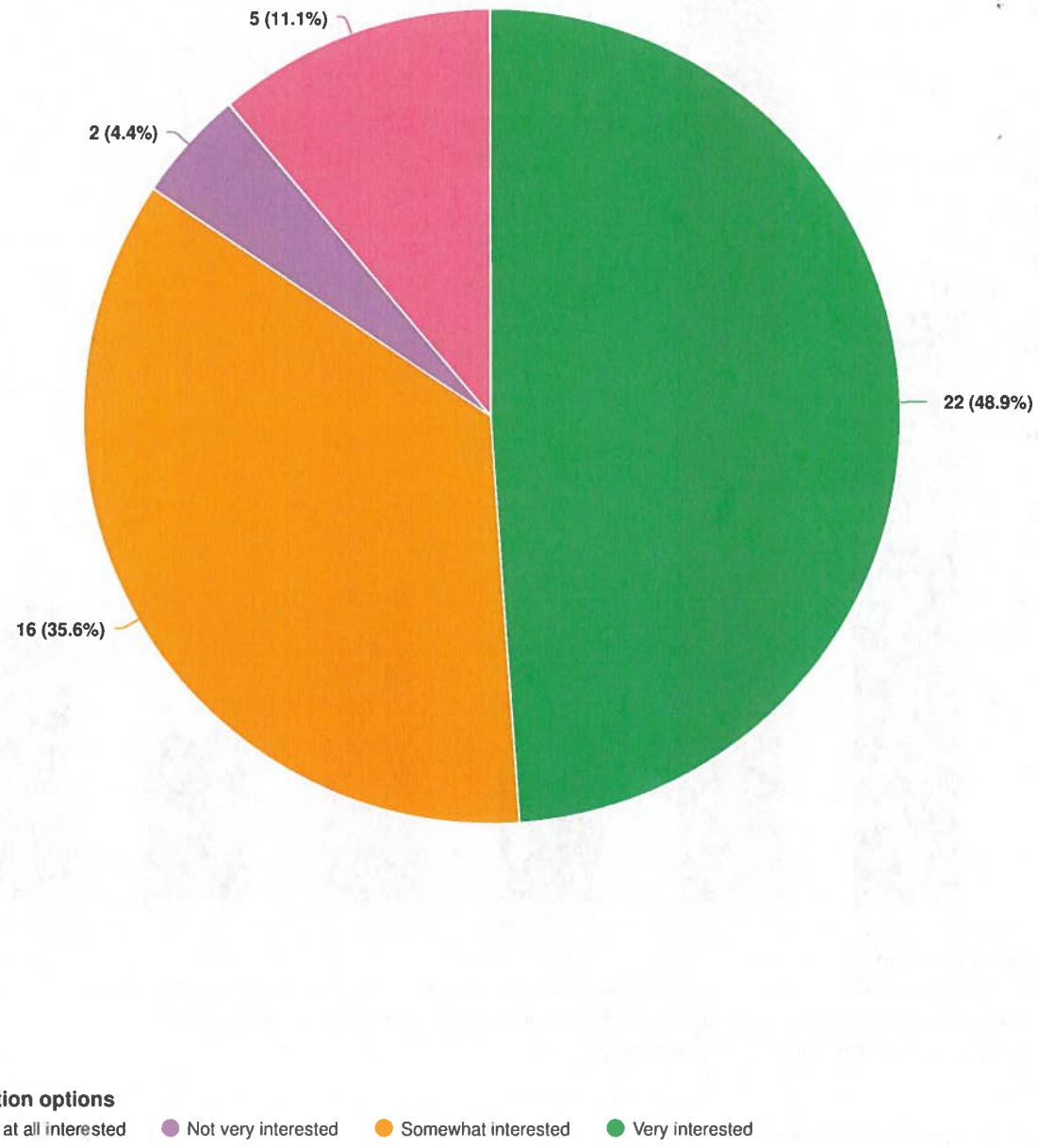

Optional question (45 response(s), 1 skipped)
Question type: Radio Button Question

Q25 What support would you need to help you reduce your waste?

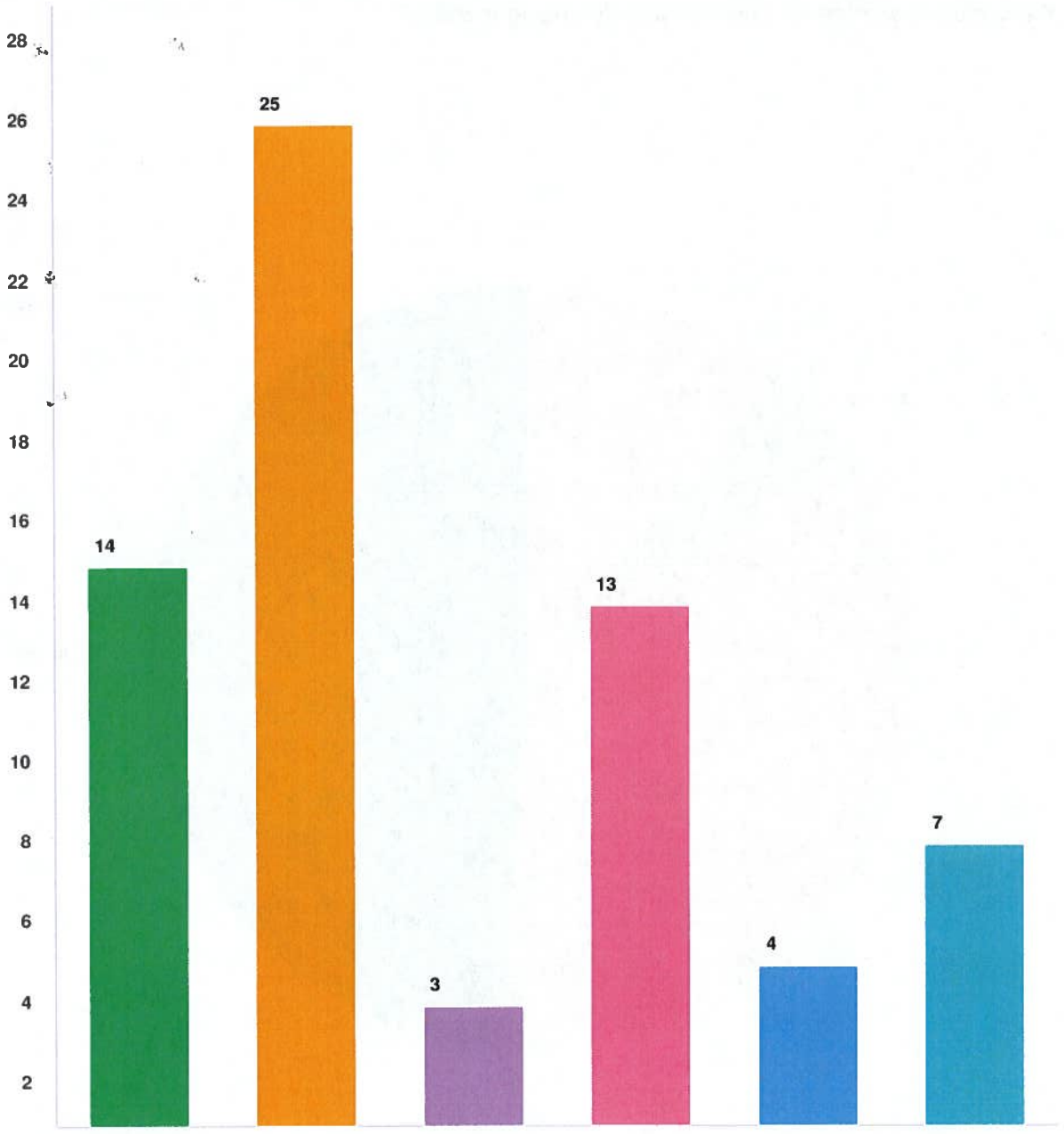

Optional question (43 response(s), 3 skipped)
Question type: Checkbox Question

Survey : Survey Report for **19 July 2019** to **29 April 2025**

Q26 Please share any other specific actions you believe that individuals or the City can take to reduce consumption and waste.

[redacted]

[redacted]
10/22/2024 01:10 PM

Wilsonville

[redacted]

[redacted]
10/22/2024 01:17 PM

It would be nice to minimize packaging, especially plastic packaging.

[redacted]

[redacted]
10/22/2024 01:48 PM

Make and use a shopping list. Look for items with less packaging.

[redacted]

[redacted]
10/22/2024 08:28 PM

Have affordable entertainment options that don't include buying/distributing more stuff

[redacted]
10/23/2024 10:50 AM

Without state mandates on reducing waste, it is difficult to achieve. [redacted] Curbside composting at homes, and mandatory diversion from groceries/restaurants would be a start.

[redacted]
10/23/2024 01:20 PM

None

[redacted]
10/23/2024 04:05 PM

Police montoring the I-5 overpass at Eligsen Rd/Boones Ferry to keep people within the speed limit. Drivers accelerate too hard from the light, wasting energy and increasing emissions as well as creating dangerous speed conditions.s

[redacted]
10/23/2024 07:46 PM

Institute and enforce circular economy concepts on retails and manufactures, such as disallowing single-use packaging (esp. styrofoam) and/or ensuring there are end-of-life plans for goods sold in the city that don't involve sending to the landfill.

[redacted]
10/23/2024 10:28 PM

More "special waste" days.

[redacted]
11/02/2024 08:32 PM

Start a composting service

[redacted]
11/03/2024 06:16 PM

Community composting opportunities for those living in apartments or condominiums

Survey : Survey Report for **19 July 2019** to **29 April 2025**

[redacted]
11/05/2024 09:42 AM
Our local BuyNothingProject.org is a great resource

[redacted]
11/09/2024 09:43 AM
See above comments!

[redacted]
11/10/2024 01:12 PM
Buy local not Amazon.

[redacted]
11/10/2024 02:42 PM
Update recycling to include the plastics we can't recycle now, like produce bags and clam shells. Force HOAs to permit solar power freely and without aesthetic restrictions, and force HOAs to stop requiring grass lawns, or green lawns, or lawns at all.

[redacted]
11/10/2024 02:51 PM
Participate in buy nothing economy

Optional question (16 response(s), 30 skipped)
Question type: Single Line Question

Q27 City Operations: Please rate your degree of support for the following possible future action.

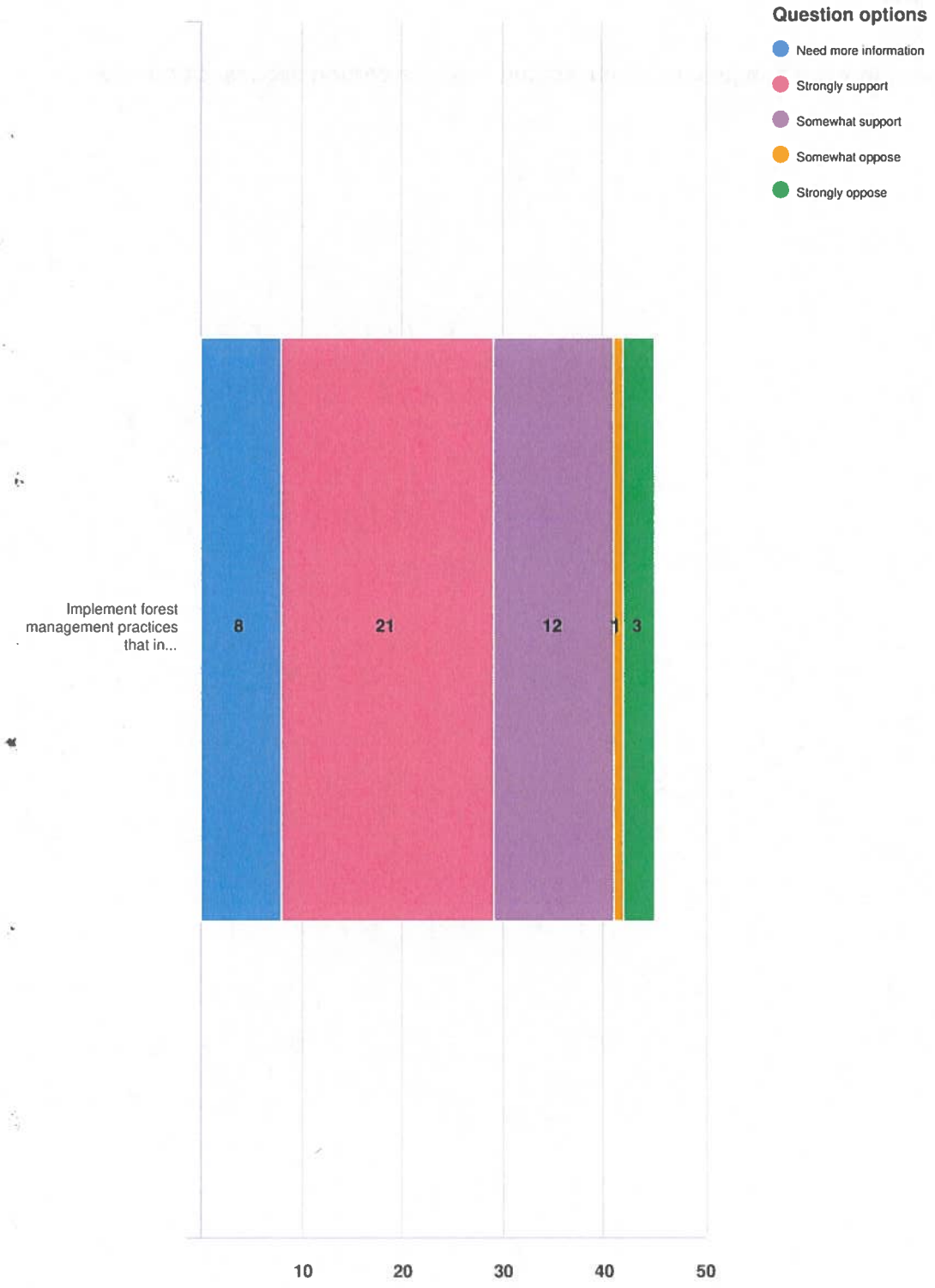

Optional question (45 response(s), 1 skipped)
Question type: Likert Question

Survey : Survey Report for 19 July 2019 to 29 April 2025

Q27 City Operations: Please rate your degree of support for the following possible future action.

Implement forest management practices that increase carbon sequestration and growth

Survey : Survey Report for **19 July 2019** to **29 April 2025**



Survey : Survey Report for **19 July 2019** to **29 April 2025**

Q28 City Advocates: Please rate your degree of support for the following possible future action.



Optional question (44 response(s), 2 skipped)
Question type: Likert Question

Survey : Survey Report for **19 July 2019** to **29 April 2025**

Q28 City Advocates: Please rate your degree of support for the following possible future action.

Continue to investigate carbon sequestration capacity and opportunities



Survey : Survey Report for **19 July 2019** to **29 April 2025**

Q29 Please share any other suggestions you have for actions individuals can take to sequester carbon (please specify):

[redacted] 10/22/2024 01:39 PM	Due to gross mismanagement of our forests for the last 20 years we have seen forest fires that have produced more ash and carbon than anything we do will counter-act. If we went back to responsible forest management we would be a lot better off.
[redacted] 10/23/2024 07:31 AM	Drastically increase logging and requiring replanting of trees. New trees are far more efficient in dealing with carbon than old trees.
[redacted] 10/23/2024 10:50 AM	Please continue our efforts at not removing trees, or replacing them when it is necessary.
[redacted] 10/23/2024 01:20 PM	None
[redacted] 10/23/2024 04:05 PM	These opportunities are limited within a suburban enclosure.
[redacted] 10/23/2024 10:28 PM	Carbon sequestration is still iffy and carbon credits are mostly a joke; go with evidence-based practices. More important: we can't fully electrify until we have a much more reliable grid.
[redacted] 11/02/2024 08:32 PM	Plant trees! Portland has a free tree program, we could have the same
[redacted] 11/10/2024 02:42 PM	The street tree program is challenging and expensive. Having the city take responsibility for trees we are required to have, to include replacement costs when needed, would help. Too many people see them as a nuisance when they should be a perk.

Optional question (8 response(s), 38 skipped)
Question type: Single Line Question

Q30 Tell us which of these apply to you (check all that apply)

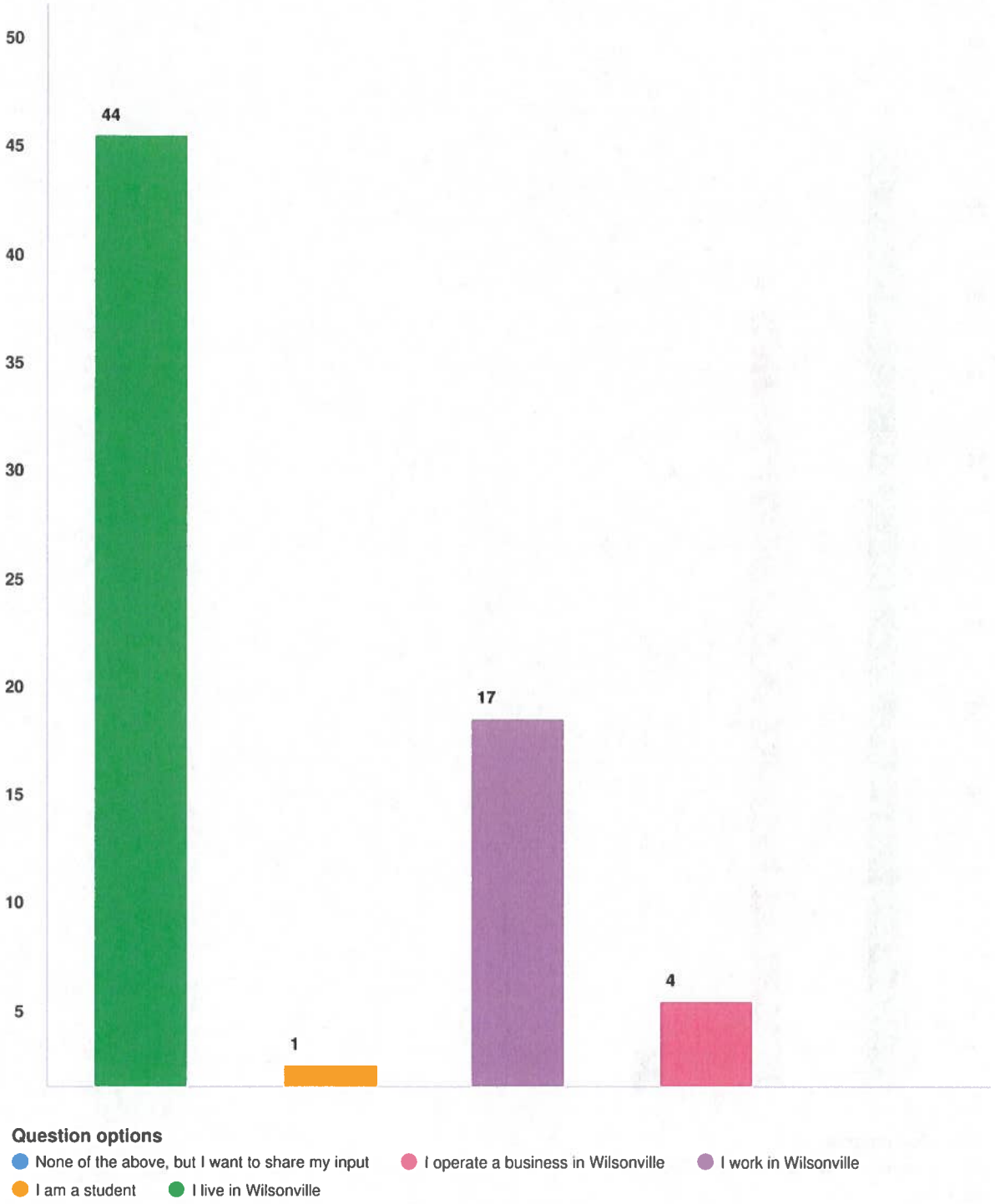

Optional question (45 response(s), 1 skipped)
Question type: Checkbox Question

Survey : Survey Report for **19 July 2019** to **29 April 2025**

Q31 How do you identify?

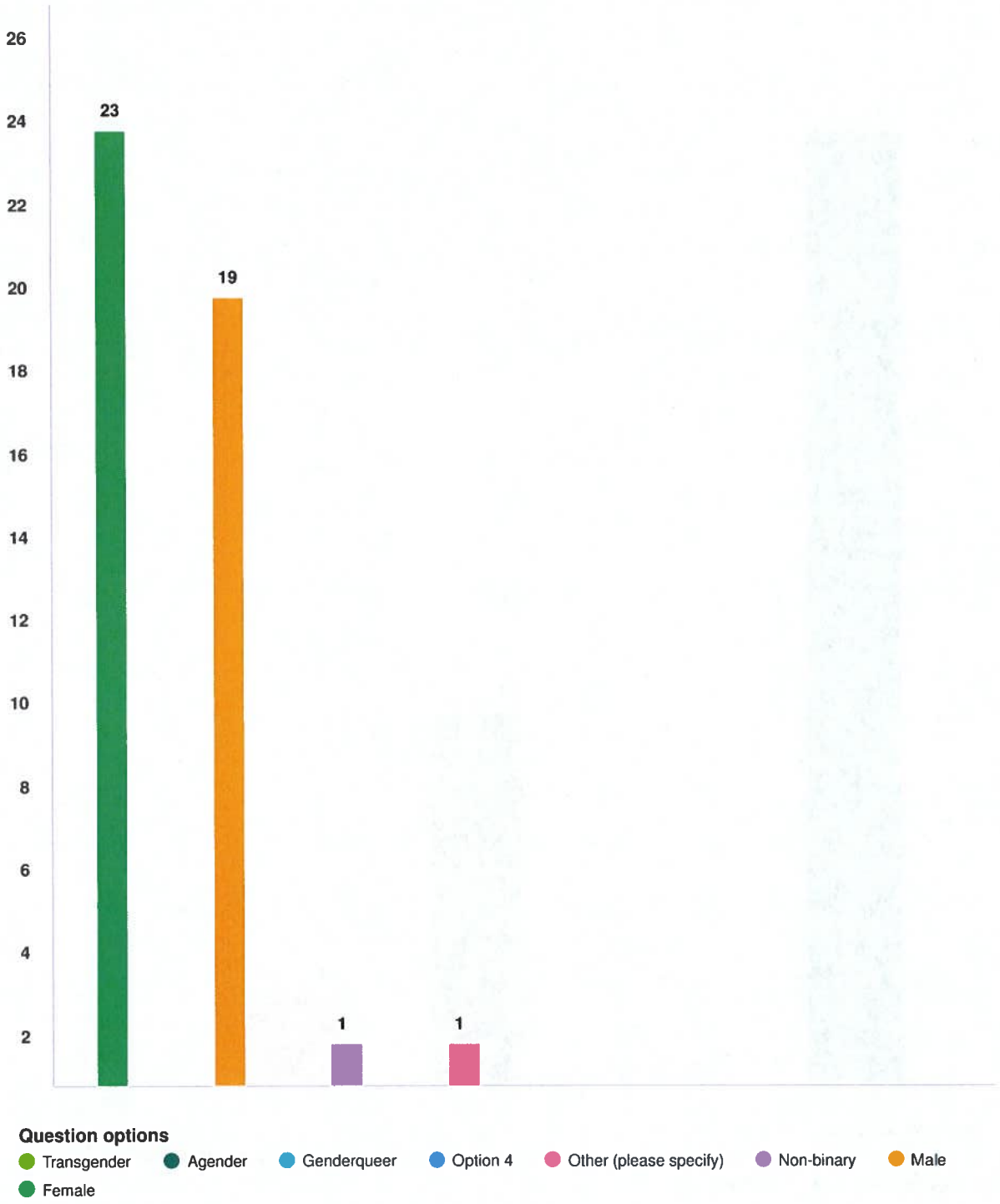

Optional question (44 response(s), 2 skipped)
Question type: Checkbox Question

Q32 What is your age?

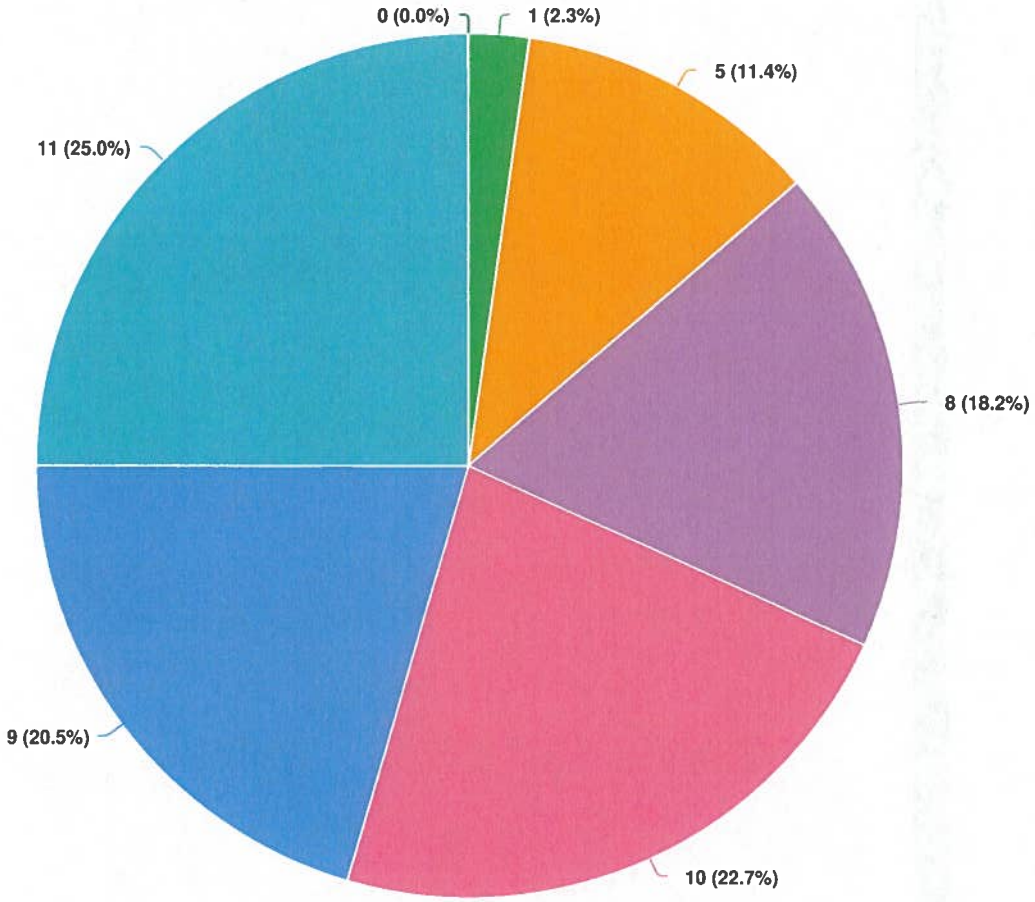

Question options

Under 18 | 65 or older | 55-64 | 45-54 | 35-44 | 25-34 | 18-24

Optional question (44 response(s), 2 skipped)
Question type: Radio Button Question

Survey : Survey Report for **19 July 2019** to **29 April 2025**

Q33 With which racial or ethnic group(s) do you identify?

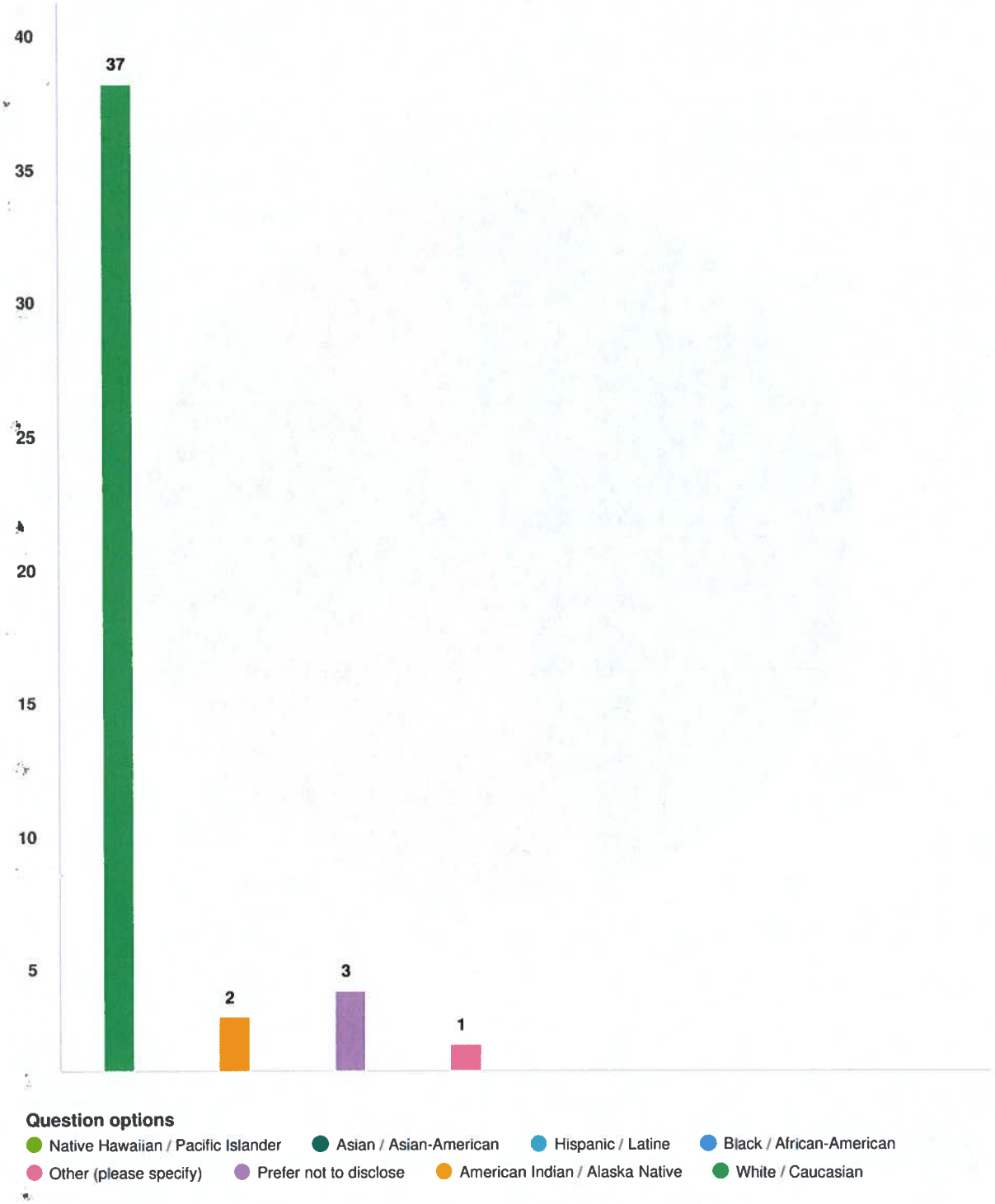

Optional question (42 response(s), 4 skipped)
Question type: Checkbox Question

Survey : Survey Report for **19 July 2019** to **29 April 2025**

Q34 Do you identify as:

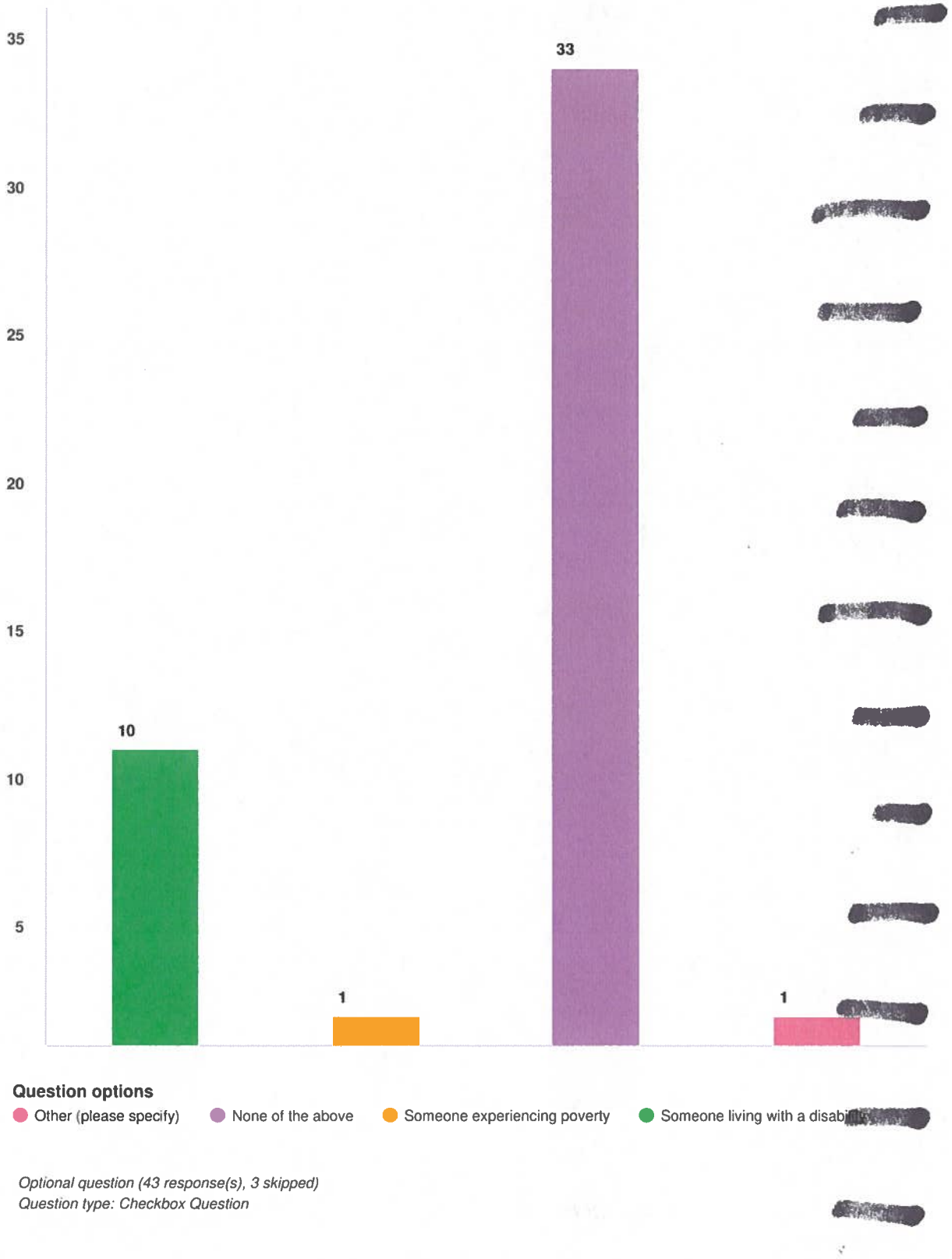

Optional question (43 response(s), 3 skipped)
Question type: Checkbox Question

Survey : Survey Report for **19 July 2019** to **29 April 2025**

Q35 What is your ZIP Code of residence?

[redacted] 10/14/2024 08:33 PM	97070
[redacted] 10/22/2024 12:48 PM	97070
[redacted] 10/22/2024 12:57 PM	97070
[redacted] 10/22/2024 01:10 PM	97070
[redacted] 10/22/2024 01:14 PM	97070
[redacted] 10/22/2024 01:17 PM	97070
[redacted] 10/22/2024 01:39 PM	97070
[redacted] 10/22/2024 01:45 PM	97070
[redacted] 10/22/2024 01:48 PM	97070
[redacted] 10/22/2024 01:51 PM	97070
[redacted] 10/22/2024 02:27 PM	97140
[redacted] 10/22/2024 03:59 PM	97070
[redacted] 10/22/2024 06:26 PM	97070

Survey : Survey Report for **19 July 2019** to **29 April 2025**

[redacted] 10/22/2024 07:51 PM	97070	[redacted]
[redacted] 10/22/2024 08:28 PM	97070	[redacted]
[redacted] 10/23/2024 07:31 AM	97070	[redacted]
[redacted] 10/23/2024 10:50 AM	97070	[redacted]
[redacted] 10/23/2024 01:20 PM	97070	[redacted]
[redacted] 10/23/2024 02:26 PM	97070	[redacted]
[redacted] 10/23/2024 02:49 PM	97070	[redacted]
[redacted] 10/23/2024 04:05 PM	97070	[redacted]
[redacted] 10/23/2024 07:46 PM	97070	[redacted]
[redacted] 10/23/2024 10:28 PM	97070	[redacted]
[redacted] 11/02/2024 08:41 AM	97070	[redacted]
[redacted] 11/02/2024 08:32 PM	97070	[redacted]
[redacted] 11/03/2024 06:16 PM	97070	[redacted]
[redacted] 11/03/2024 07:36 PM	97070	[redacted]

Survey : Survey Report for **19 July 2019** to **29 April 2025**

[redacted]	97070	[redacted]
11/04/2024 04:23 PM		
[redacted]	97070	[redacted]
11/05/2024 09:42 AM		
[redacted]	97070	[redacted]
11/06/2024 07:05 PM		
[redacted]	97070	[redacted]
11/09/2024 09:43 AM		
[redacted]	97070	[redacted]
11/10/2024 01:12 PM		
[redacted]	97070	[redacted]
11/10/2024 02:11 PM		
[redacted]	97070	[redacted]
11/10/2024 02:33 PM		
[redacted]	97070	[redacted]
11/10/2024 02:42 PM		
[redacted]	97070	[redacted]
11/10/2024 02:51 PM		
[redacted]	97070	[redacted]
11/10/2024 04:22 PM		
[redacted]	97070	[redacted]
11/11/2024 12:59 AM		
[redacted]	97070	[redacted]
11/12/2024 12:43 PM		
[redacted]	97070	[redacted]
11/12/2024 09:53 PM		
[redacted]	97070	[redacted]
11/13/2024 01:54 AM		

Optional question (41 response(s), 5 skipped)
Question type: Number Question

Q36 Do you own or rent your current residence?

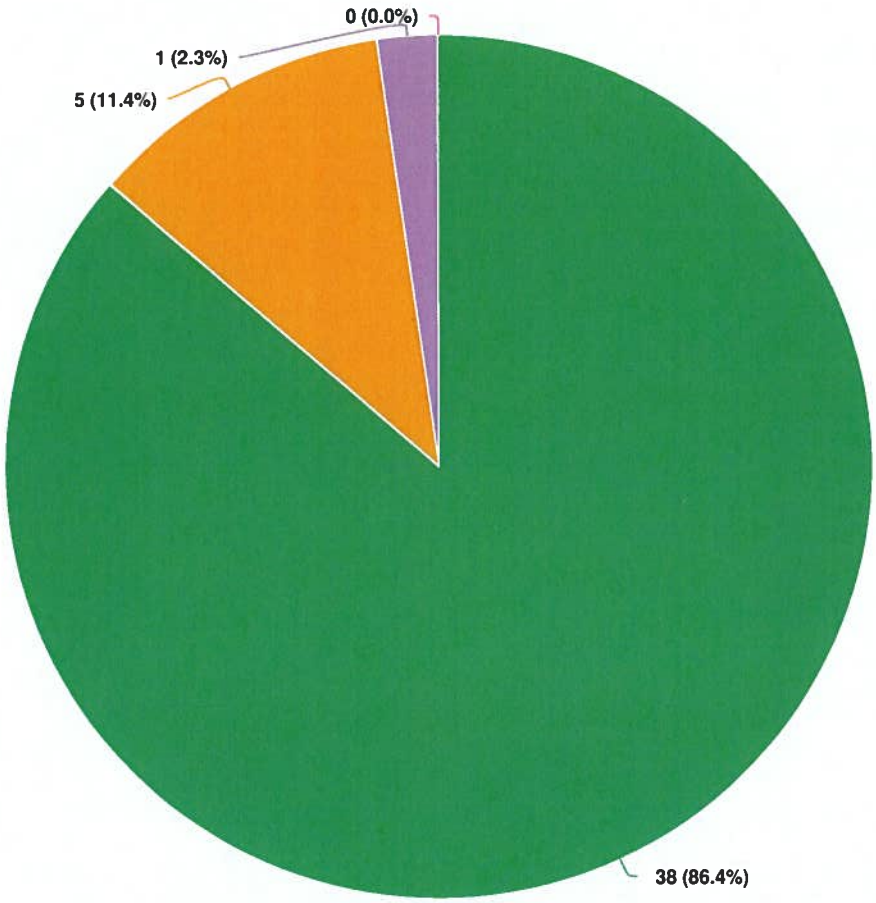

Question options

Prefer not to answer | Other (please specify) | Rent | Own

Optional question (44 response(s), 2 skipped)
Question type: Radio Button Question

Survey : Survey Report for **19 July 2019** to **29 April 2025**

Q37 How do you most often travel for routine daily trips (e.g., to work, shopping, medical appointments, etc.)?

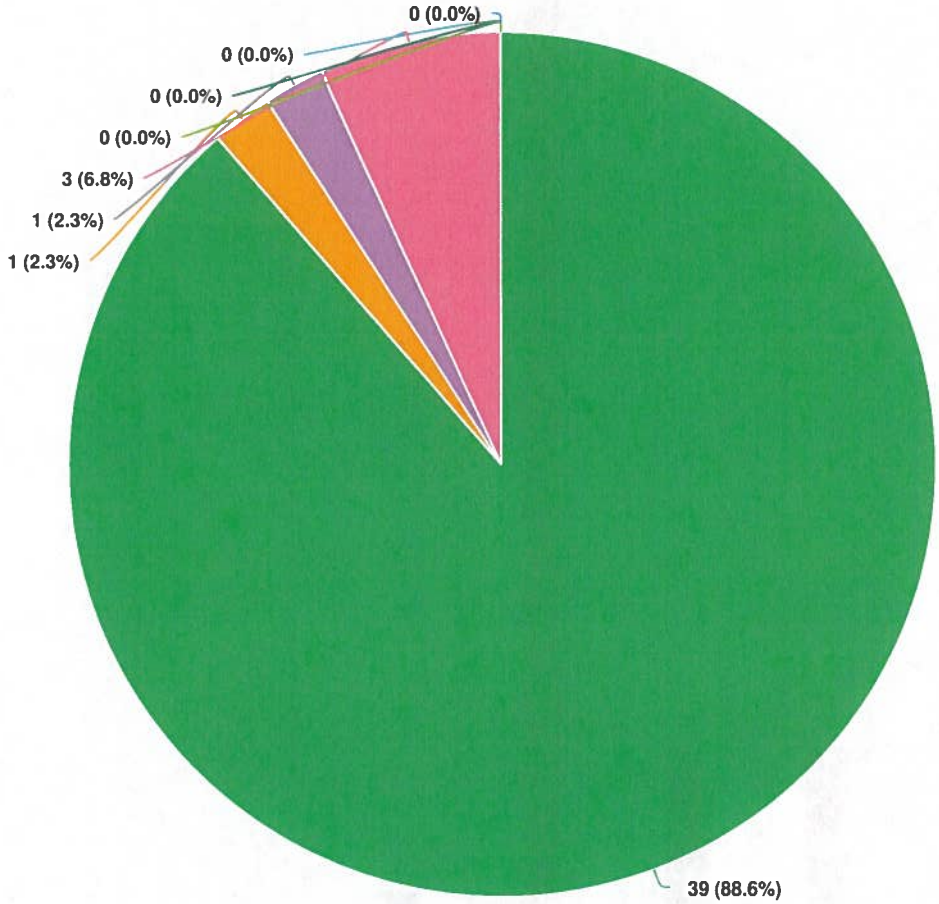

Question options

Other (please specify) | I don't travel | Transit (bus, light rail, etc.) | Ride-share service (like Uber or Lyft)
Walk and/or use personal mobility device | Bicycle | Carpool (ride in a personal vehicle with at least one other person)
Personal vehicle (car, truck, van or motorcycle)

Optional question (44 response(s), 2 skipped)
Question type: Radio Button Question

Survey : Survey Report for **19 July 2019** to **29 April 2025**

Q38 What types of transportation methods have you used within the past year?

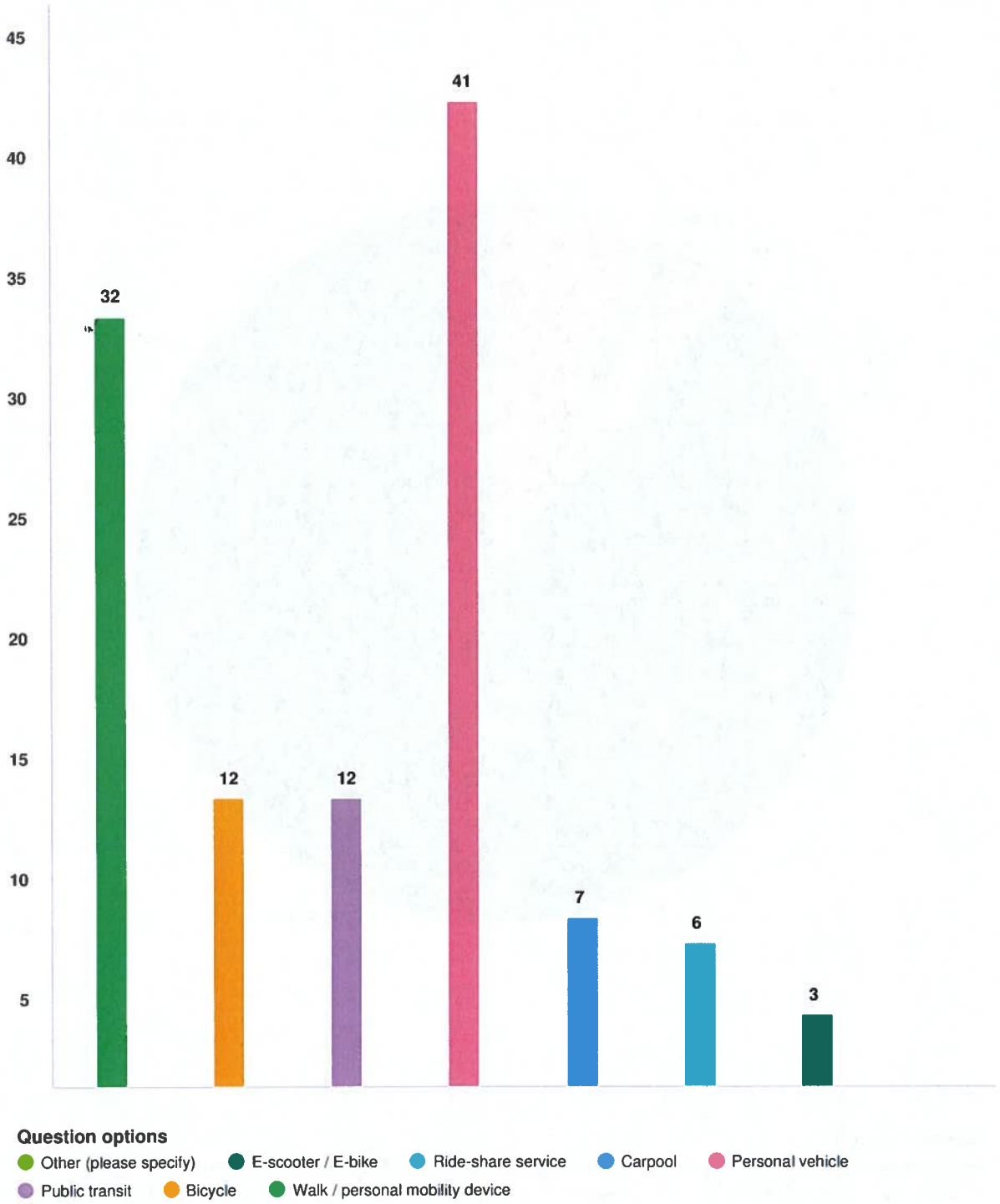

Optional question (44 response(s), 2 skipped)
Question type: Checkbox Question

Survey : Survey Report for **19 July 2019** to **29 April 2025**

Q39 Please share any other climate action ideas you have that you think we should consider

[redacted] 10/22/2024 01:48 PM	Buy good quality clothes. Avoid fast fashion.
[redacted] 10/23/2024 07:31 AM	Stop wasting taxpayer dollars on infrastructure (like the Town Center Bike Lane) that 99% of people don't use!! I travel OFTEN in Wilsonville and to this day have not seen a single person using that ridiculous bike lane. All road infrastructure should be built to accommodate cars.
[redacted] 10/23/2024 10:50 AM	Create a citizen task force? Take the misleading signs off of buses about "breath easy" natural gas. That is untrue--the methane released from "natural" gas is worse than CO2. Continue to resist "big box" stores that would pull in traffic from other nearby cities. Try to attract more vegetable/fruit vendors to the local farmer's market. Sign the Plant-Based Treaty. Host "meat-free" days/weeks/months :) Thank you for posting this survey and for being making Wilsonville such a great place to live!!
[redacted] 10/23/2024 01:20 PM	None
[redacted] 10/23/2024 10:28 PM	Hope that we end up with a ClackCo BCC that gives a crap about this.
[redacted] 11/02/2024 08:41 AM	The climate action plan will not change the climate - it will only waste our limited tax dollars on projects and programs that are overpriced and likely don't deliver a positive ROI in the long term. Reducing waste and pollution is worthwhile (we all enjoy clean water and air) and has performance measures that can be captured. I urge the City to not waste tax dollars fighting "climate change". Focus on real issues that affect residents here and now.
[redacted] 11/03/2024 07:36 PM	I believe there are many more pressing issues that the City should be concerned about (and spending money on) ahead of climate action.
[redacted] 11/09/2024 09:43 AM	Elected well as hire better informed people

Survey : Survey Report for **19 July 2019** to **29 April 2025**

[redacted]
11/10/2024 02:42 PM

Enact stricter regulations on HOAs. Right now they can harass people trying to get solar, and while they're not technically permitted to prevent solar panels, they can still require "architectural review committee" approval, and refuse to approve solar panel installation without lengthy delays while unqualified board members debate panel placement and force the homeowners to go back and forth with the solar company to prove the original layout is best. HOAs also either require or strongly encourage green grass, and the use of moss/weed killers that contaminate water runoff. HOAs should not be able to force people to waste water on grass.

[redacted]
11/11/2024 12:59 AM

Ban gas powered leaf blowers. Ban excessive use of edging, hedging, lawn mowing, and leaf blowing tools. Ban pruning of flowering pollinator habitats Education for landscaping crews about bioswale best practices Ban fertilizers (it just causes excessive lawnmowing and hedging later on)

Optional question (10 response(s), 36 skipped)
Question type: Essay Question

Survey : Survey Report for 19 July 2019 to 29 April 2025

Q40 How did you learn about this survey?

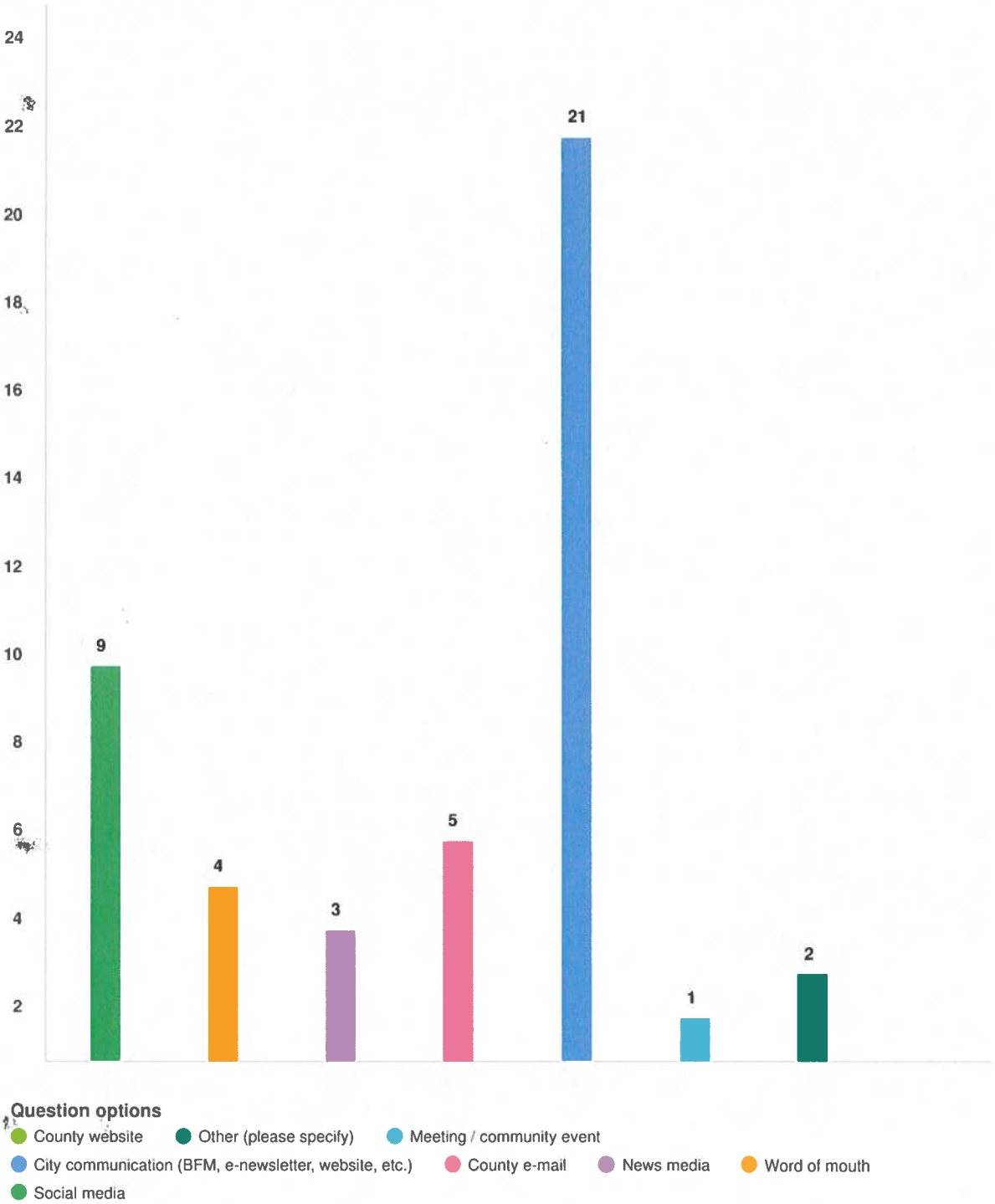

Optional question (43 response(s), 3 skipped)
Question type: Checkbox Question

Encuesta Comunitaria

SURVEY RESPONSE REPORT
19 July 2019 - 29 April 2025

PROJECT NAME:
Climate Action Plan

GRANICUS

SURVEY QUESTIONS

Q1 ¿En qué medida estás de acuerdo o en desacuerdo con la siguiente declaración? He experimentado personalmente los efectos de...

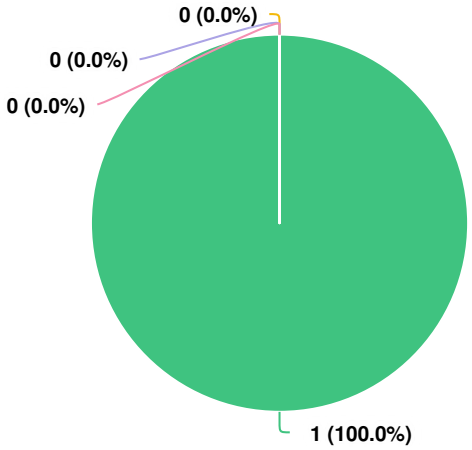

Question options

Un poco de acuerdo | Completamente de acuerdo | Un poco en desacuerdo | Completamente en desacuerdo

Optional question (1 response(s), 0 skipped)
Question type: Radio Button Question

Encuesta Comunitaria : Survey Report for **19 July 2019** to **29 April 2025**

Q3 ¿Quiénes crees que deberían asumir la responsabilidad de abordar el cambio climático? (Marca todas las que correspondan)

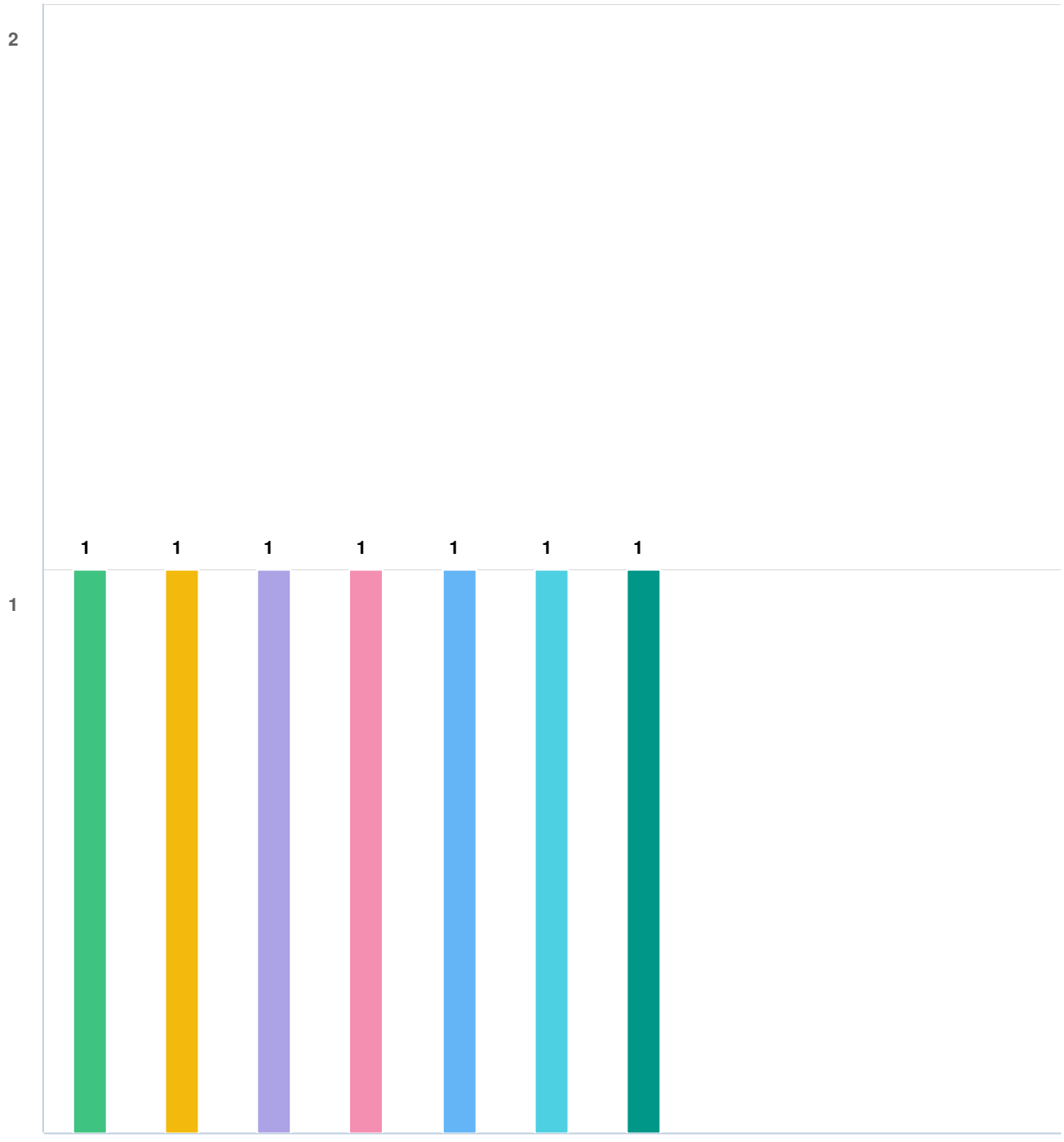

Question options

Organizaciones comunitarias y de las bases
Organizaciones sin fines de lucro
El gobierno municipal
El gobierno del condado
El gobierno estatal
El gobierno federal
Personas particulares
Empresas privadas
Ninguno de los anteriores
Los ocho anteriores
Otros (especifica)

Optional question (1 response(s), 0 skipped)
Question type: Checkbox Question

Q4 ¿Por qué crees esto?

Plan de accion climatica 4/11/2025 12:00 AM	Consideró que es un tema que nos afecta a todos y que los gobiernos y particulares pueden intercambiar ideas e investigaciones sobre el tema Pero también creo que se ha hablado del tema de manera extrema y al parecer hay controversia de que realmente esté sucediendo algo dramático

Optional question (1 response(s), 0 skipped)
Question type: Essay Question

Q5 En lo personal, ¿qué tan importante es el problema del cambio climático para ti? (Marca una)

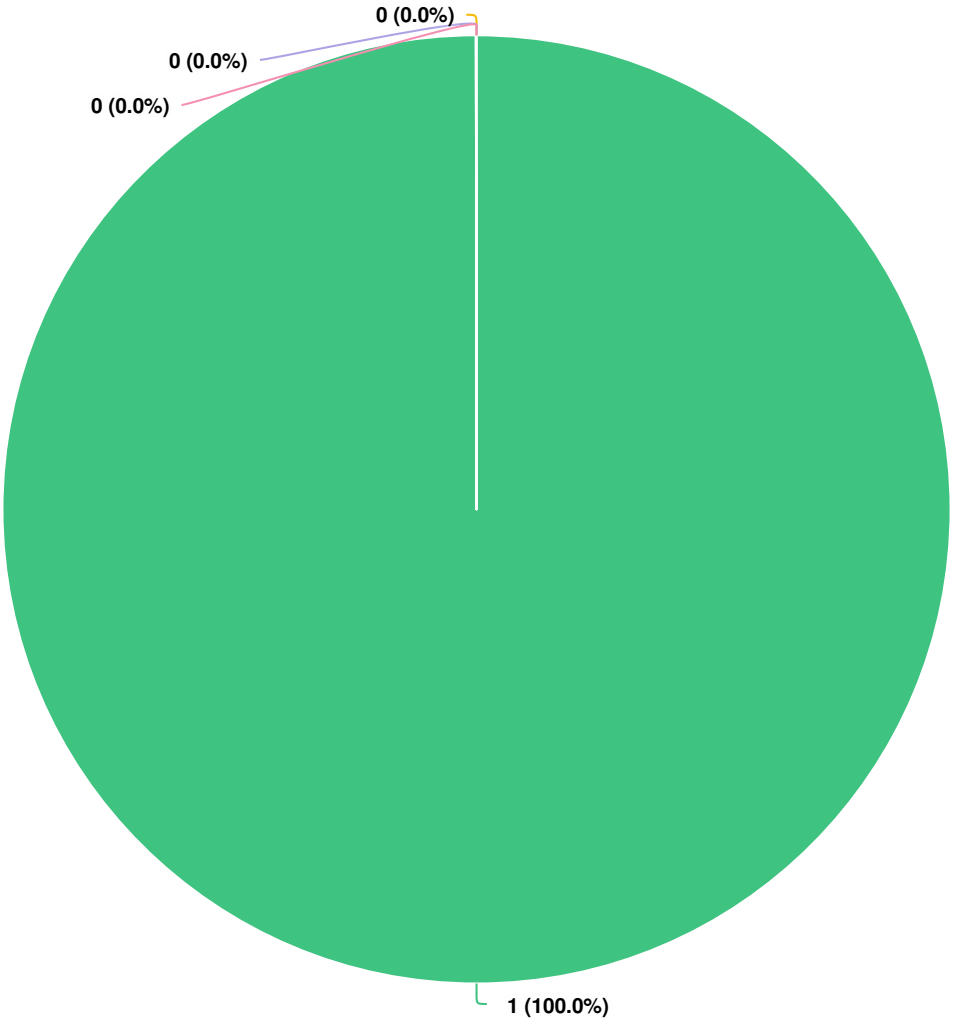

Question options

Un poco importante Muy importante Importante No es importante

Optional question (1 response(s), 0 skipped)
Question type: Radio Button Question

Q6 ¿En qué medida te preocupan los siguientes impactos del cambio climático?

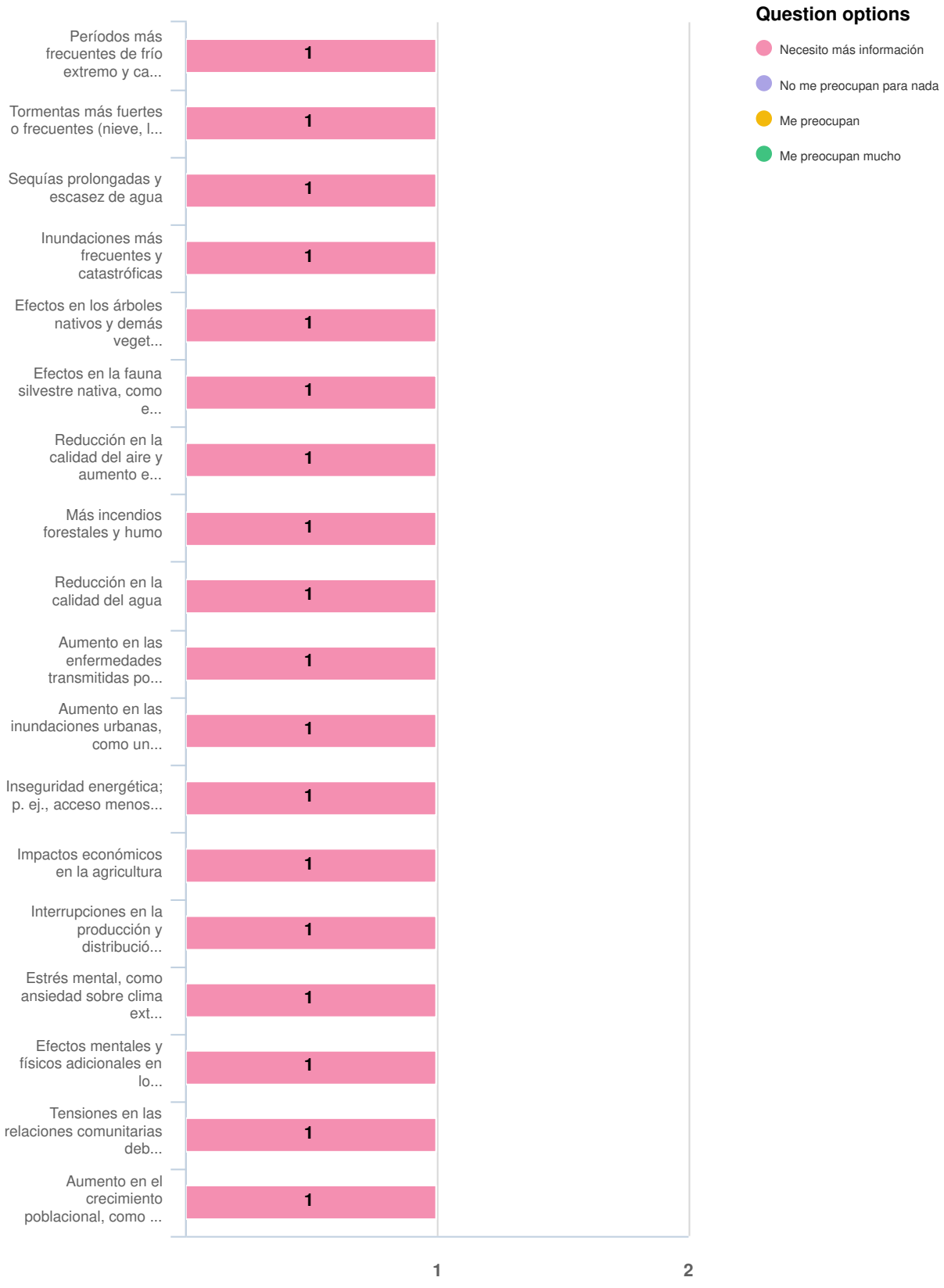

Optional question (1 response(s), 0 skipped)
Question type: Likert Question

Q6 ¿En qué medida te preocupan los siguientes impactos del cambio climático?

Períodos más frecuentes de frío extremo y calor intenso

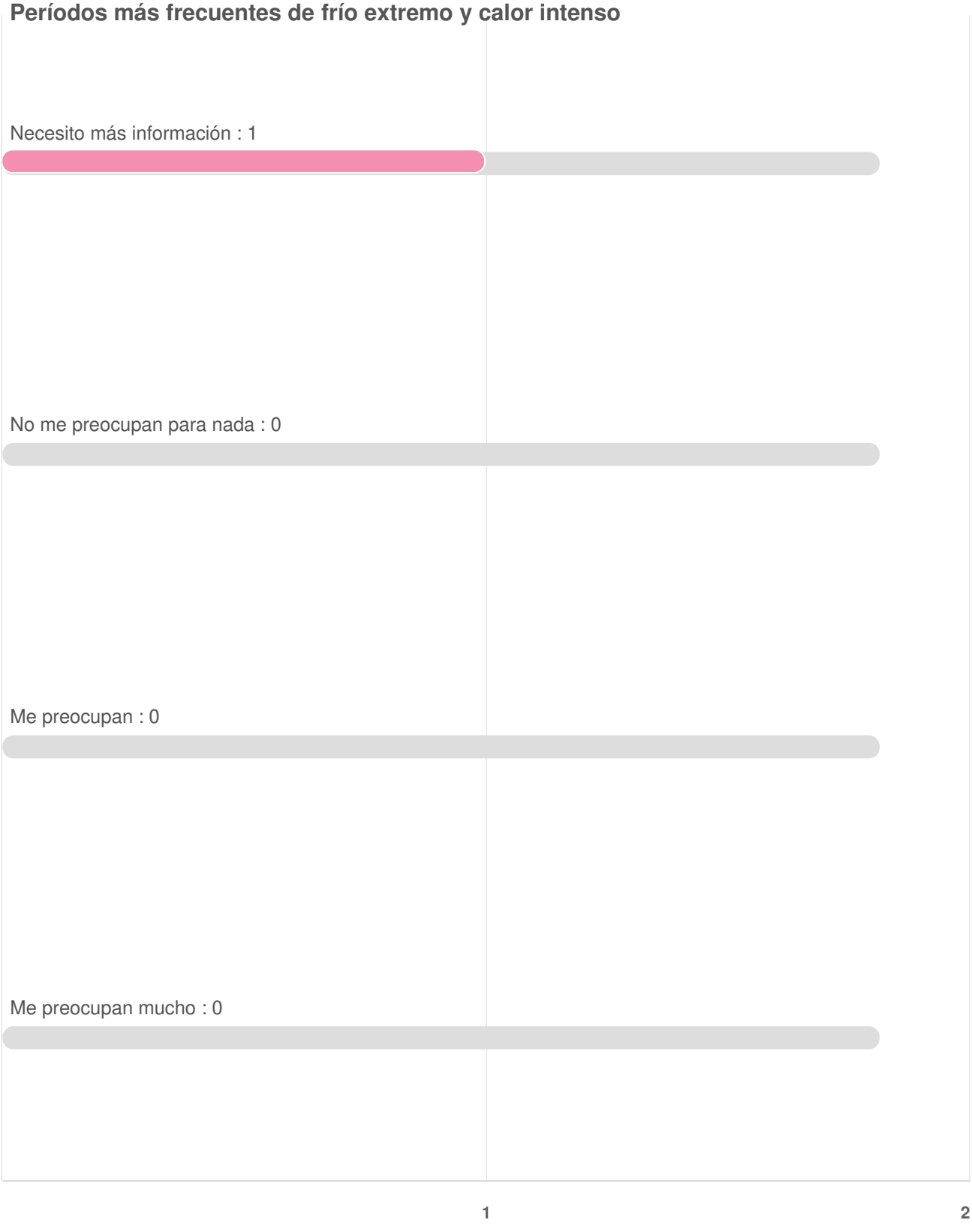

Tormentas más fuertes o frecuentes (nieve, lluvia, hielo, viento)

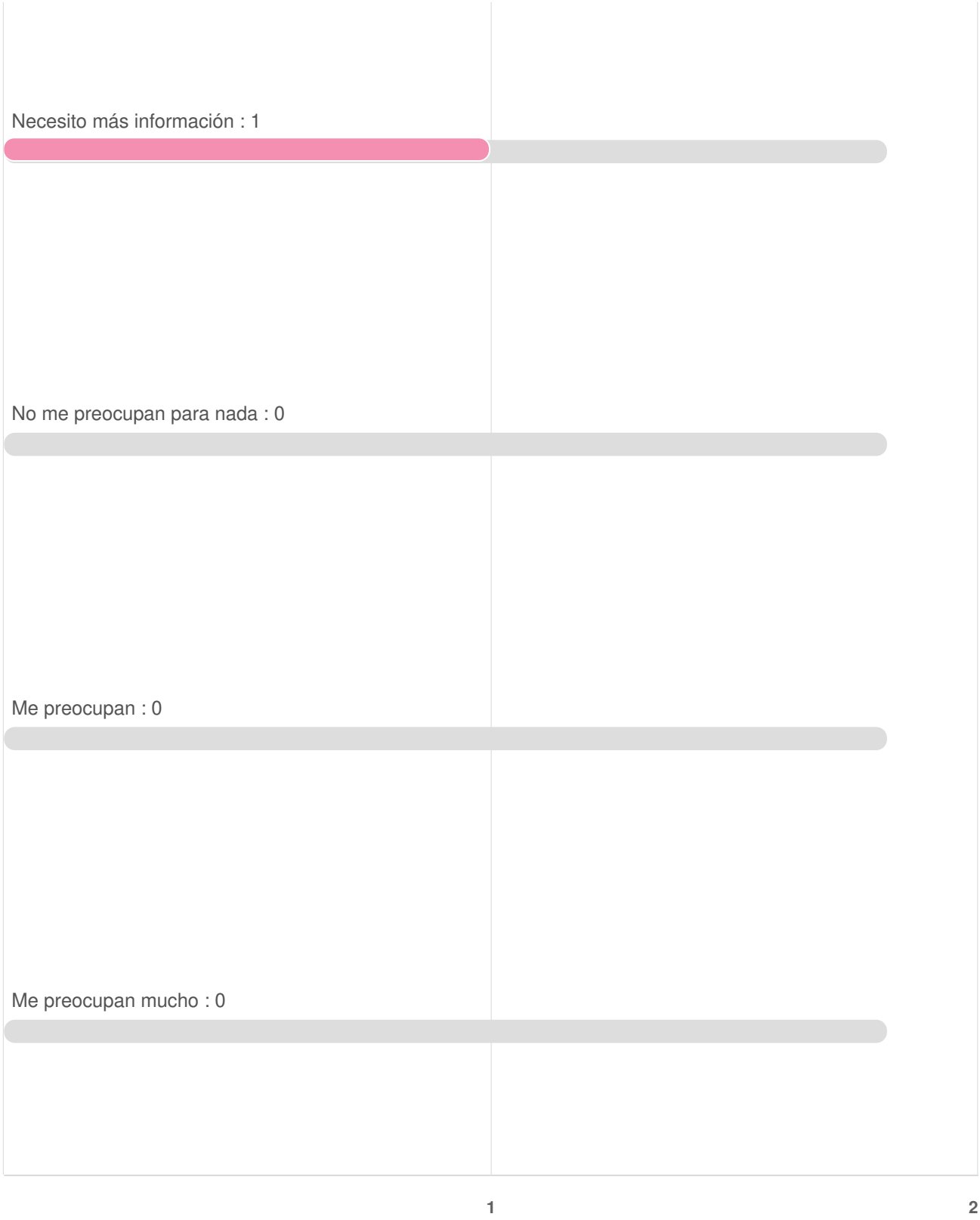

Sequías prolongadas y escasez de agua

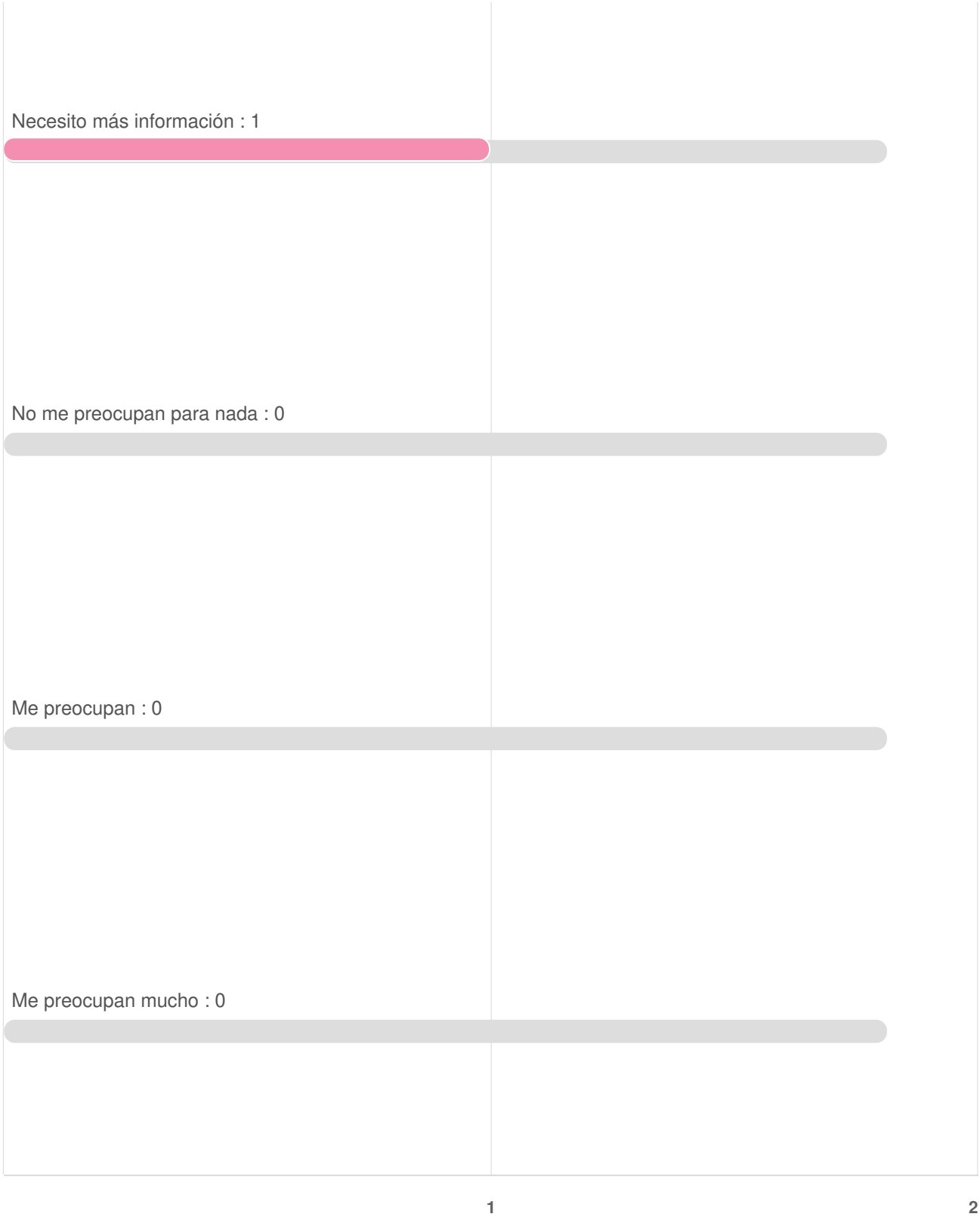

Inundaciones más frecuentes y catastróficas

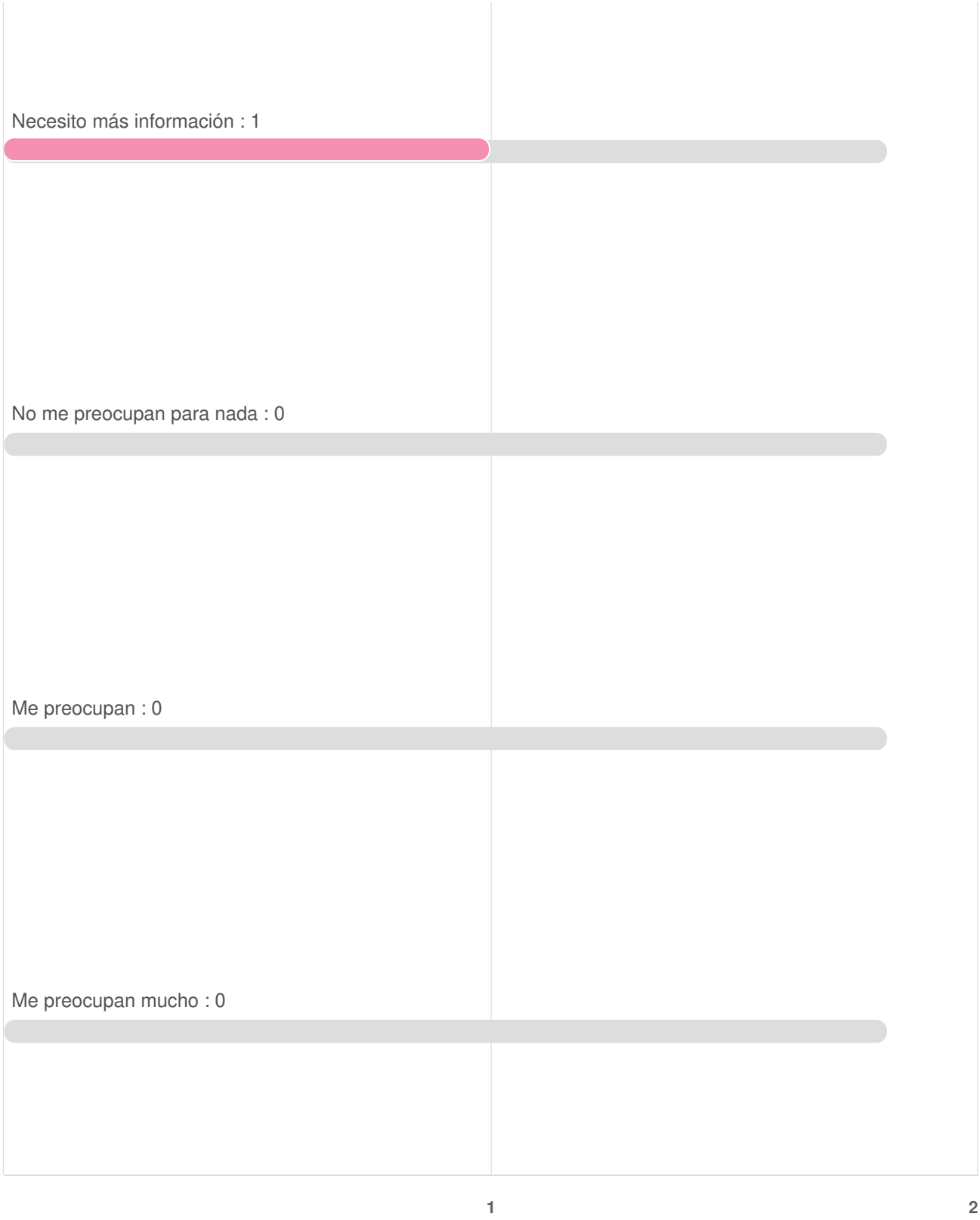

Efectos en los árboles nativos y demás vegetación

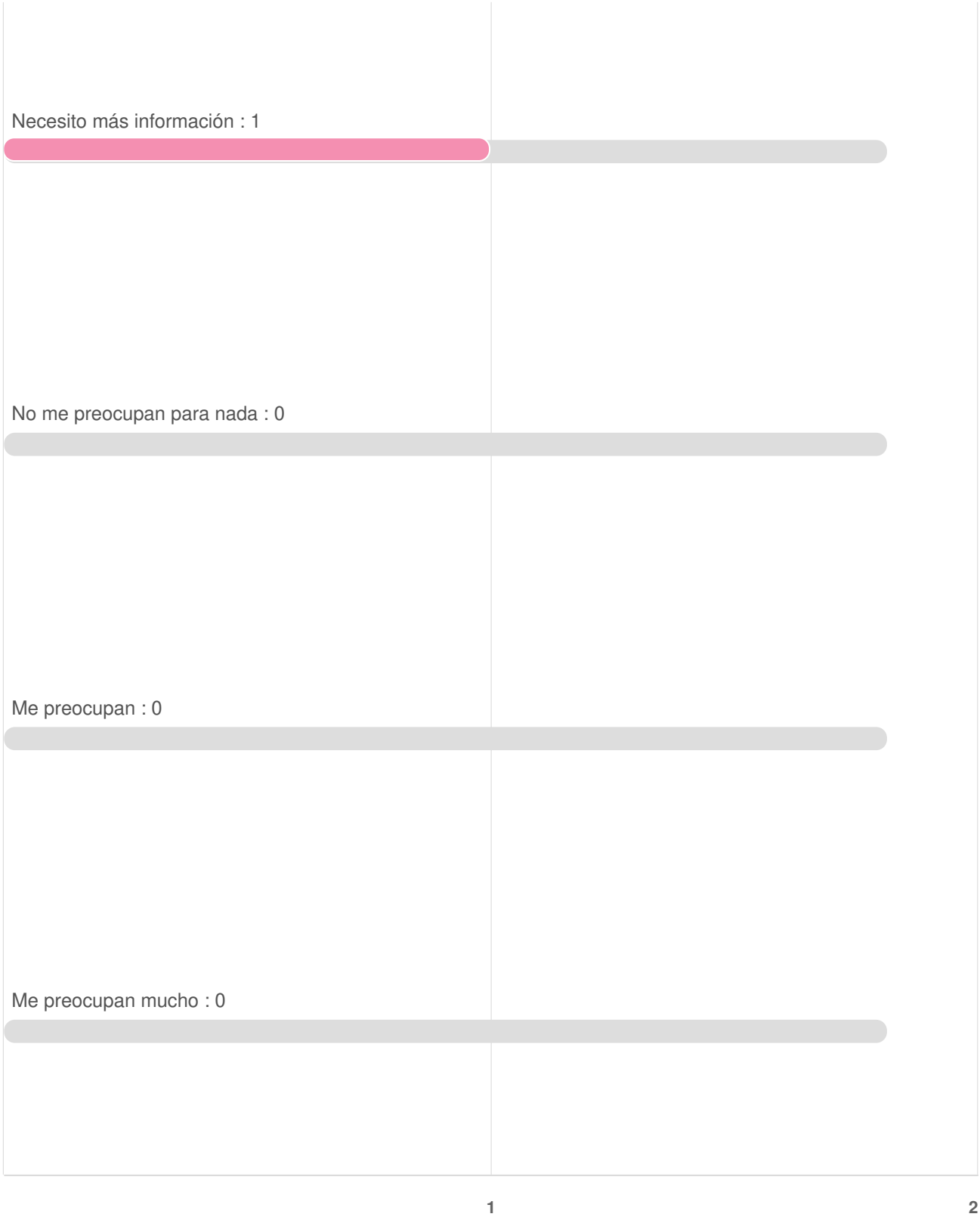

Efectos en la fauna silvestre nativa, como el salmón y otros peces, y animales que polinizan cultivos (abejas, aves y murciélagos

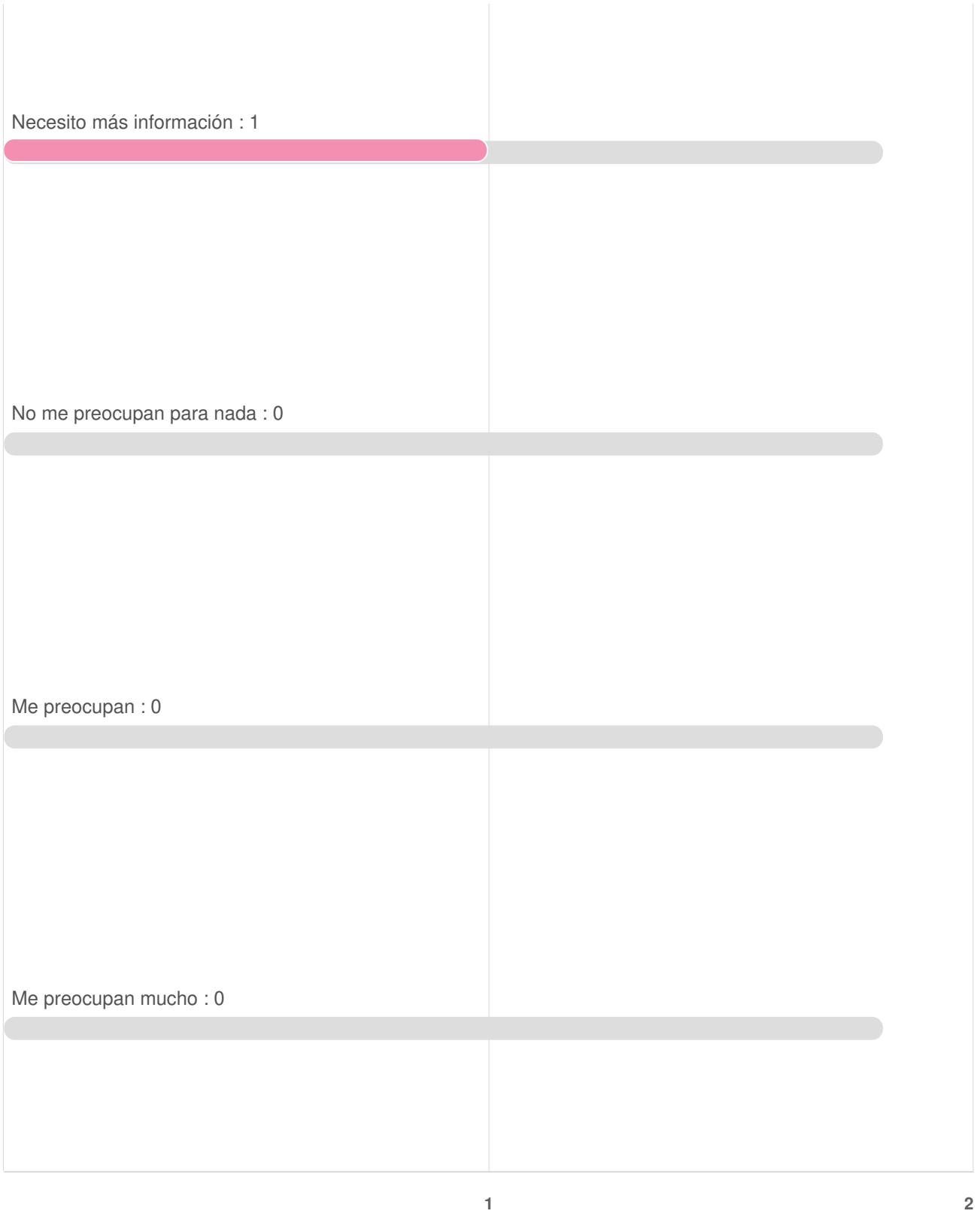

Reducción en la calidad del aire y aumento en los casos de asma

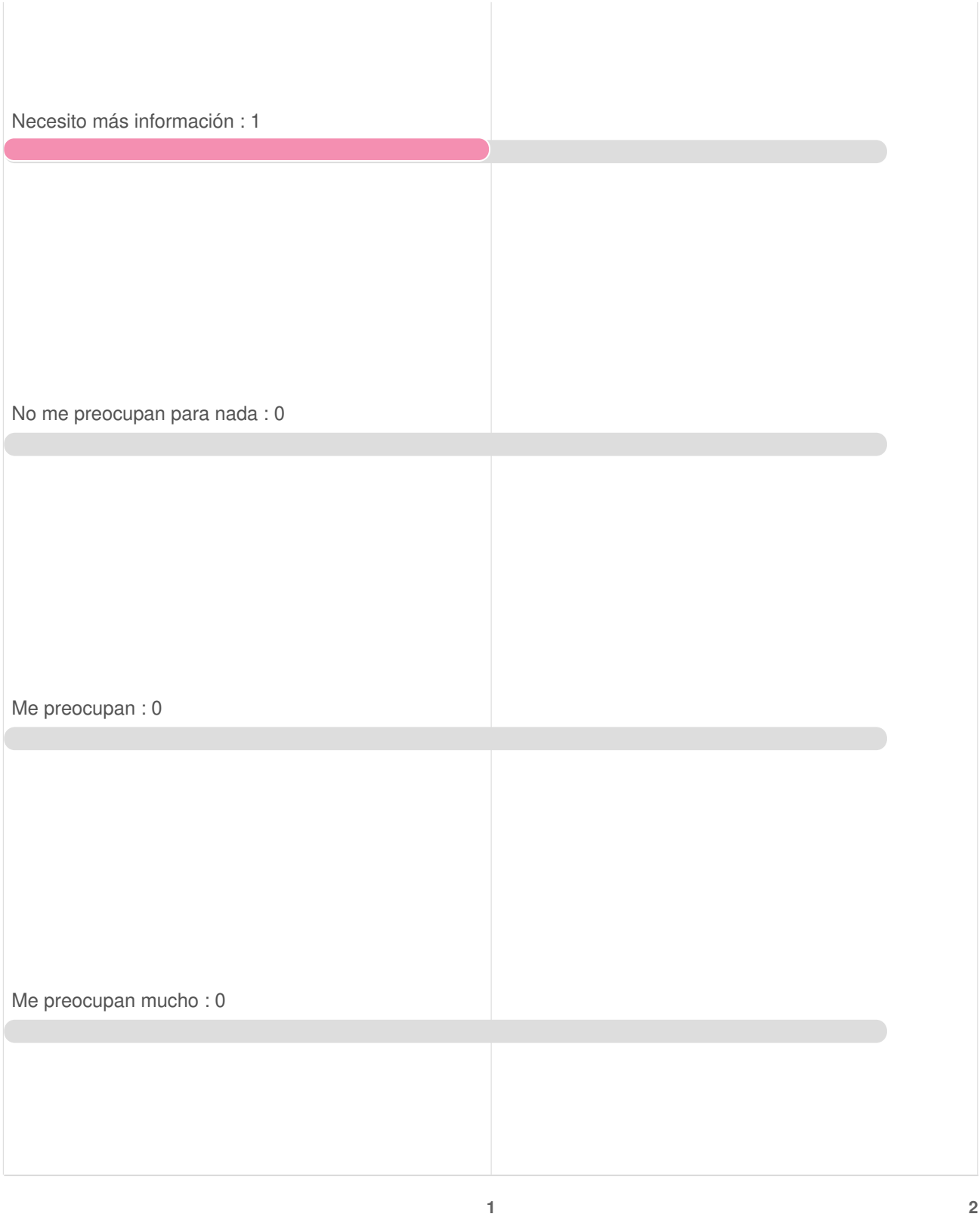

Más incendios forestales y humo

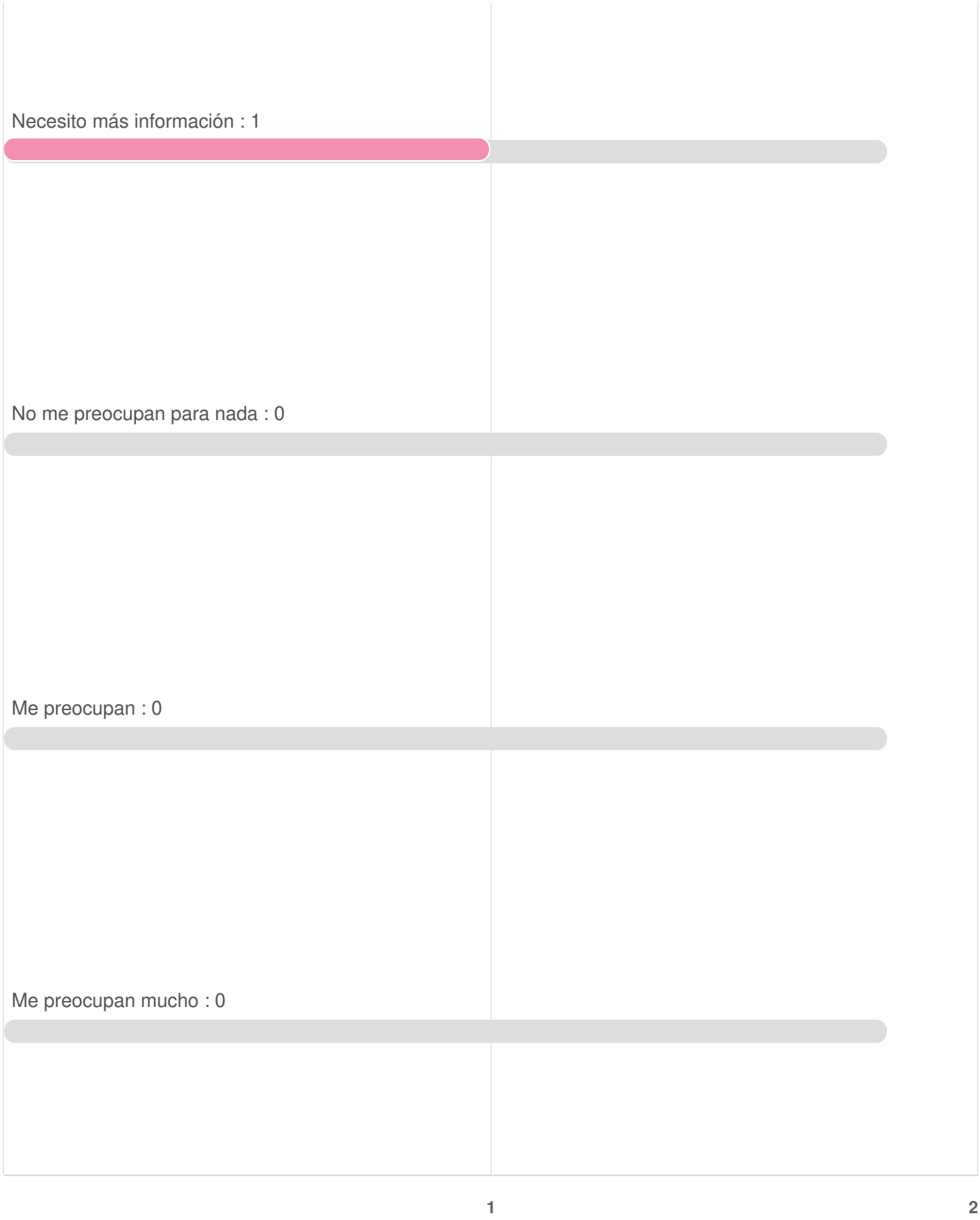

Reducción en la calidad del agua

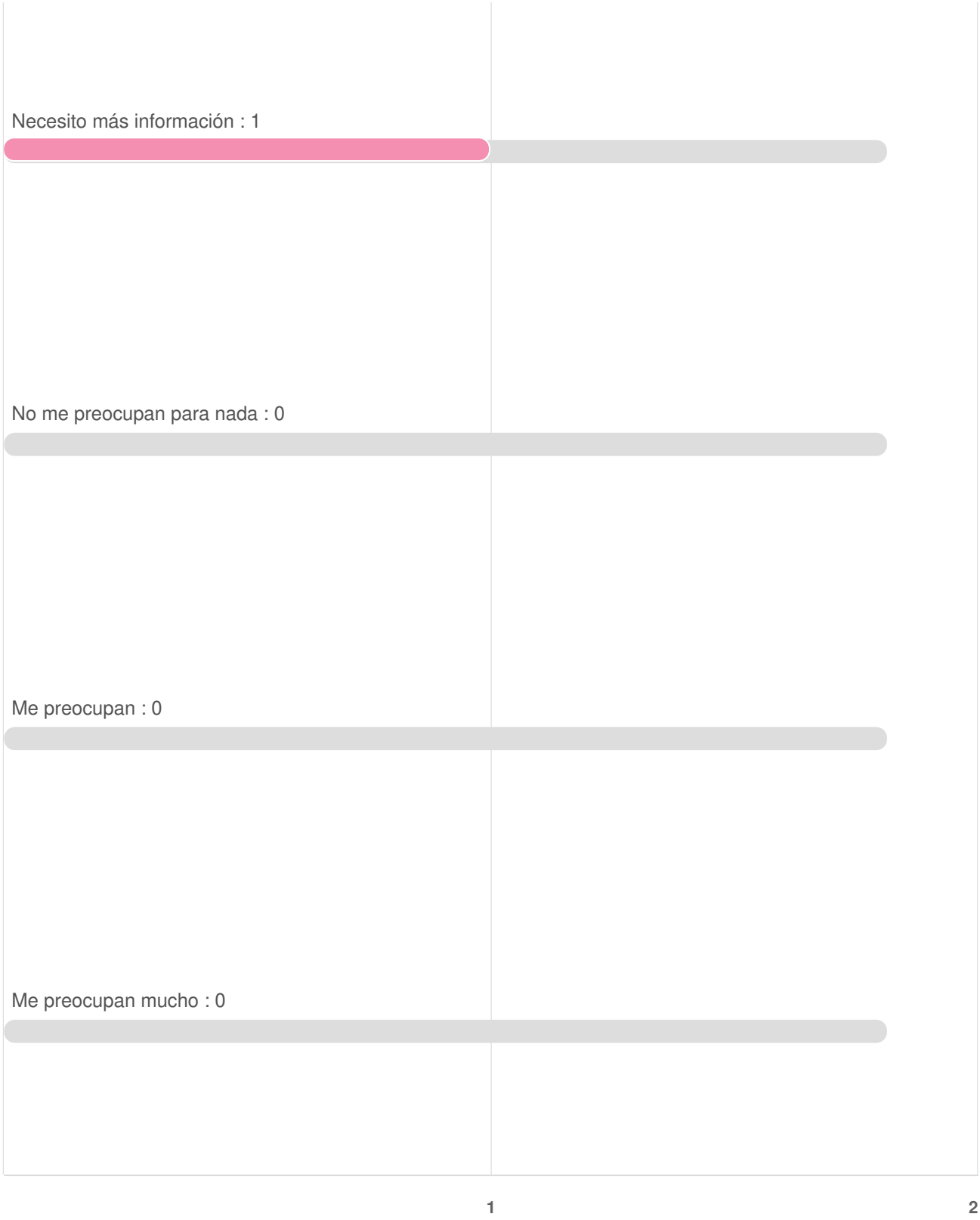

Aumento en las enfermedades transmitidas por mosquitos, garrapatas y pulgas

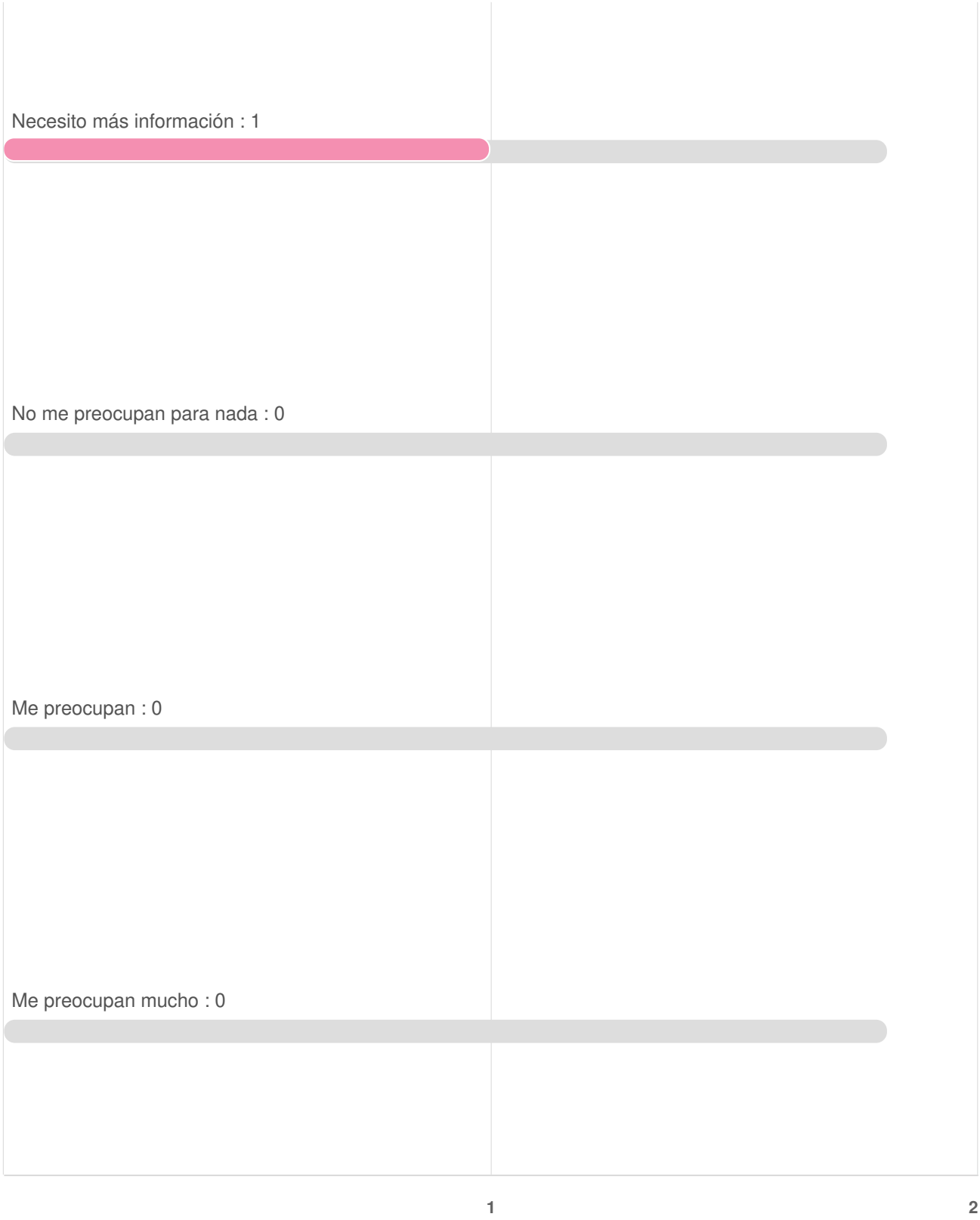

Aumento en las inundaciones urbanas, como un exceso de escorrentía que se estanca

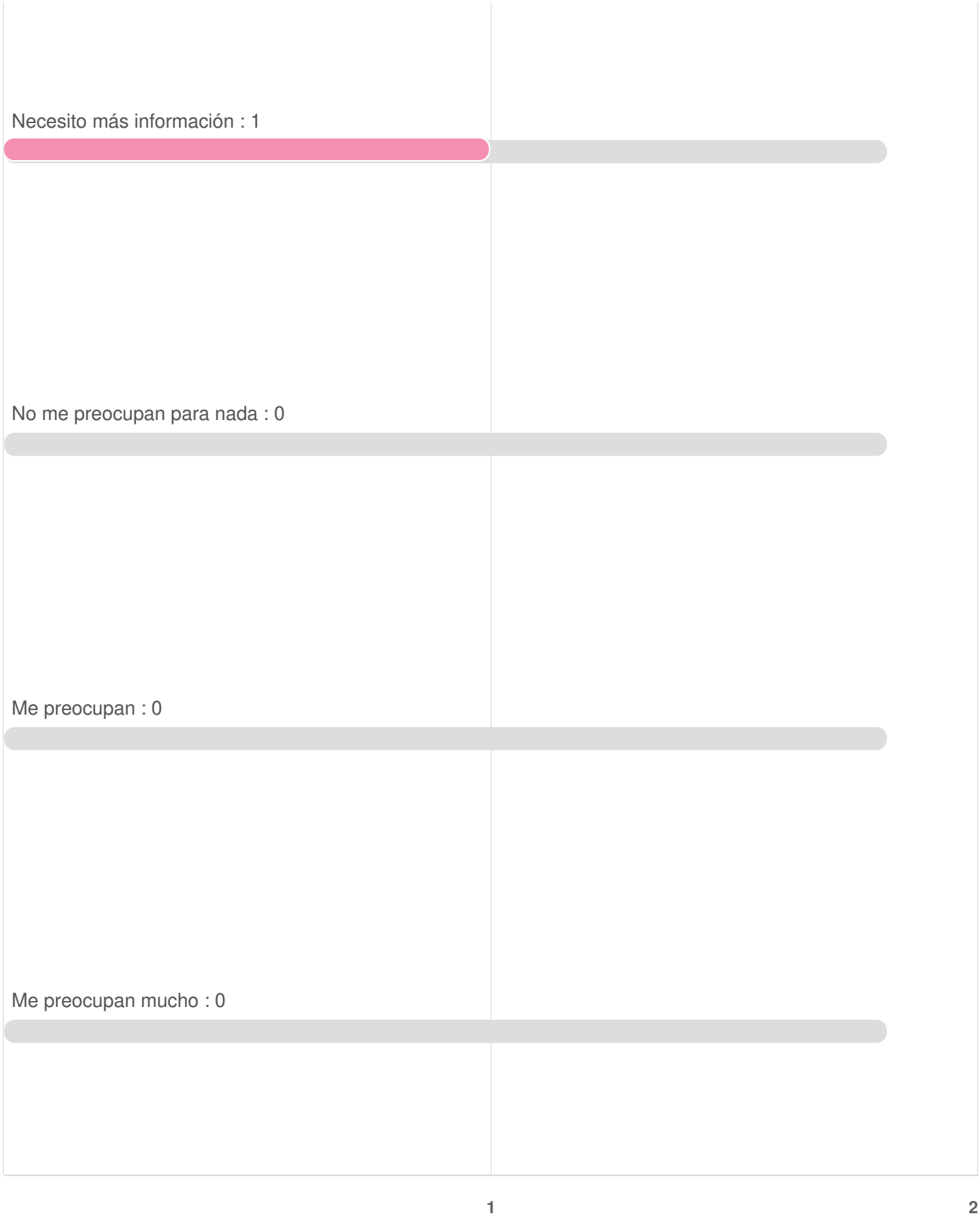

Inseguridad energética; p. ej., acceso menos confiable y predecible a la electricidad y el gas natural

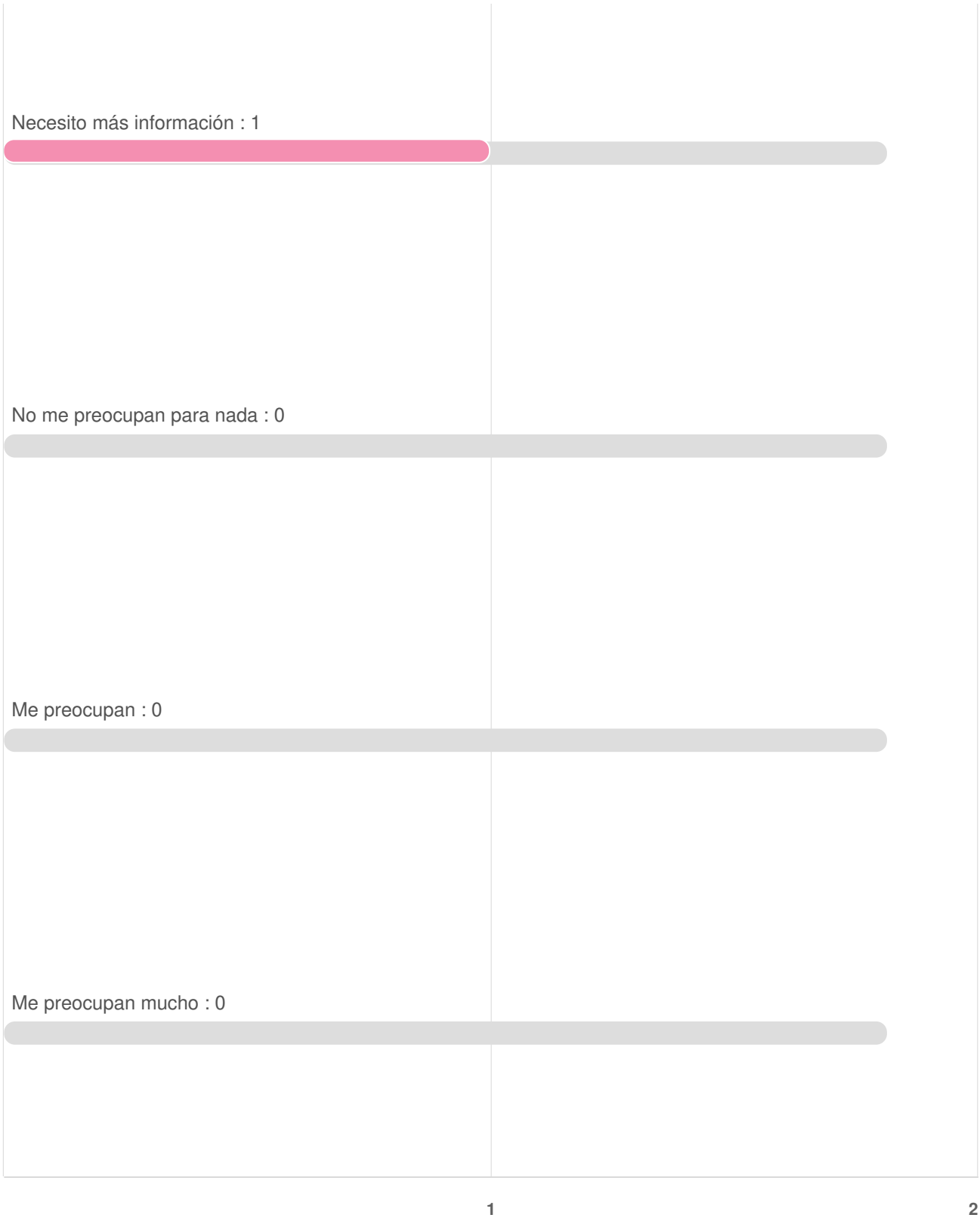

Impactos económicos en la agricultura

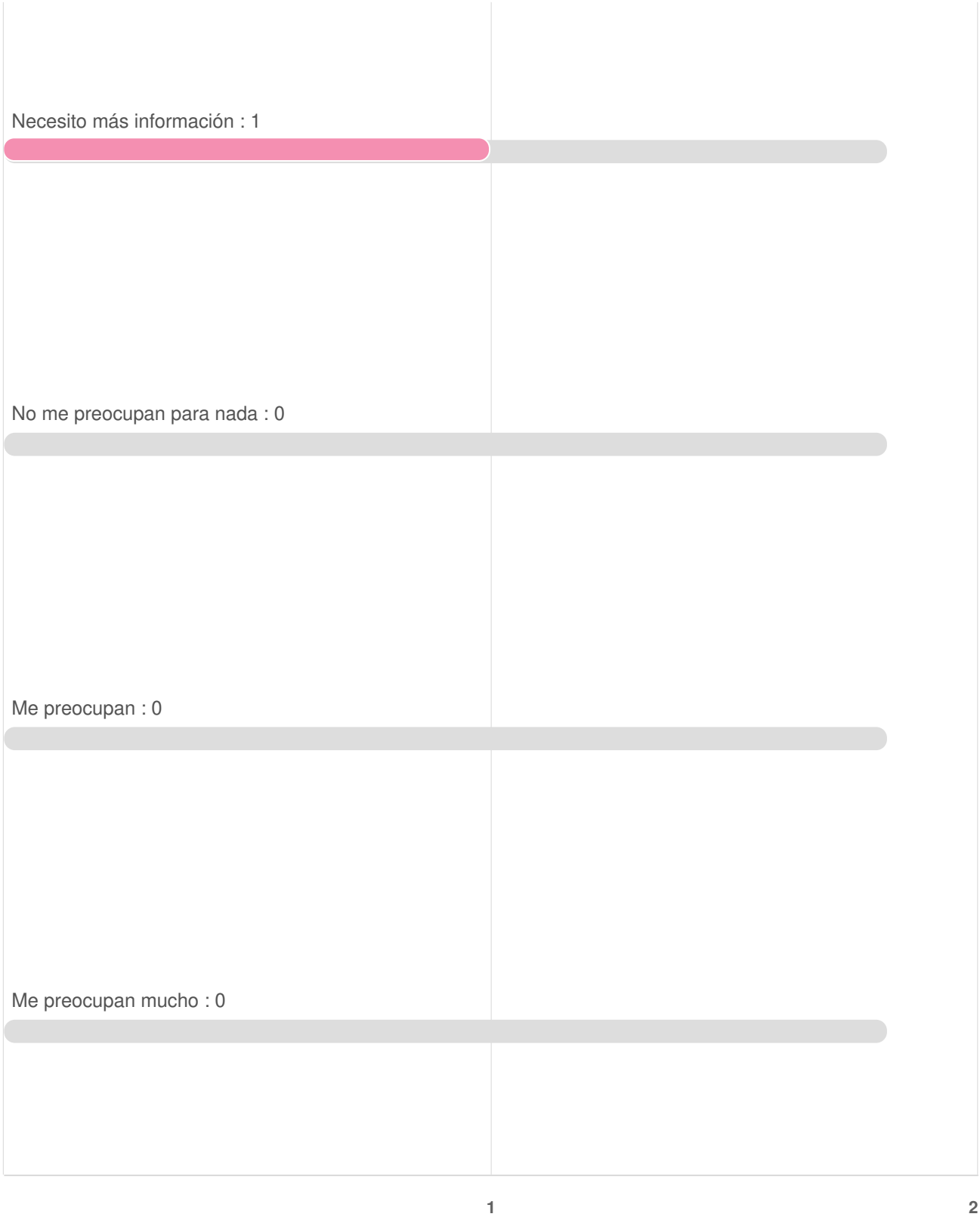

Interrupciones en la producción y distribución de productos, las cuales disminuyen el acceso a los alimentos y otros bienes

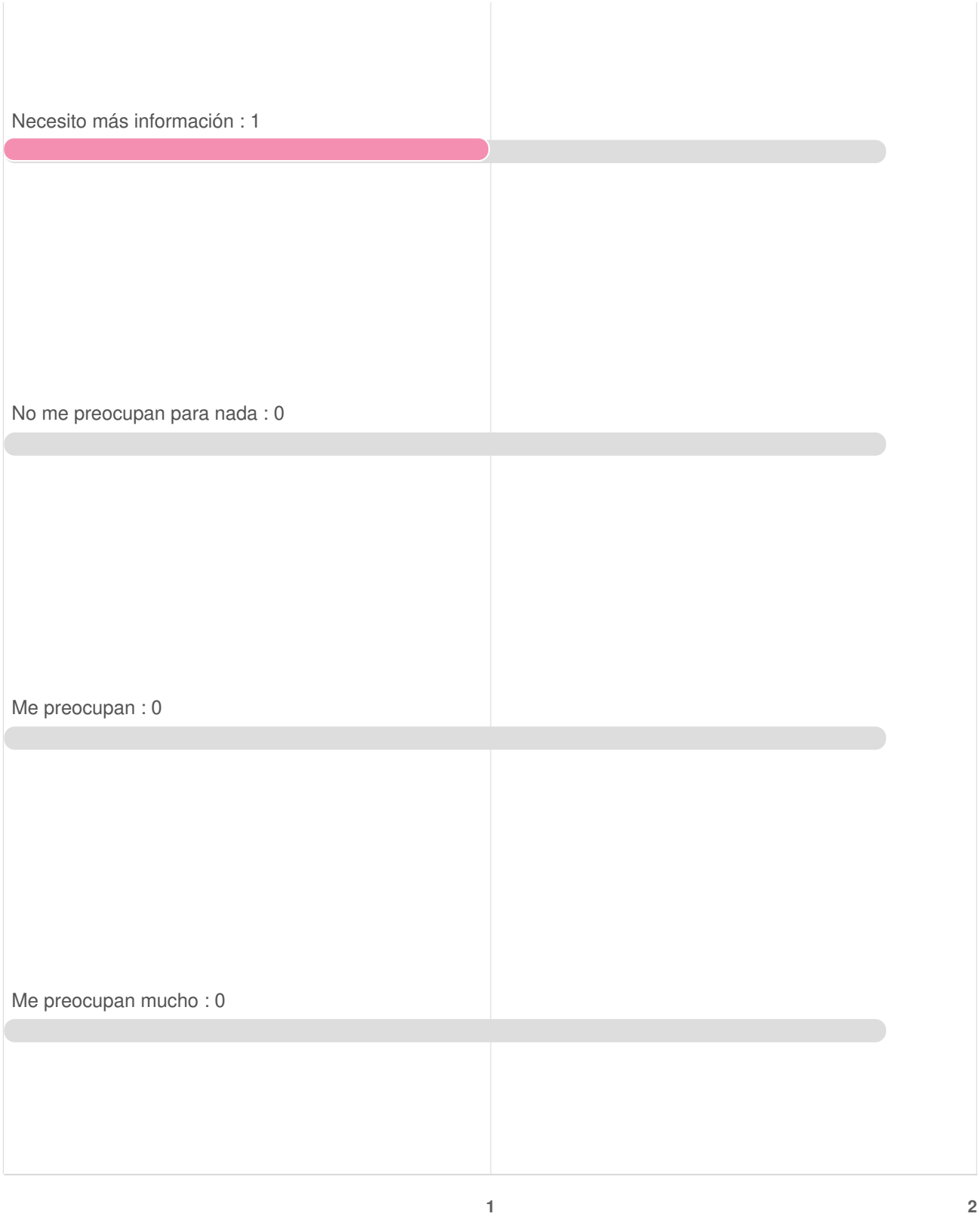

Estrés mental, como ansiedad sobre clima extremo en el futuro o pena por clima extremo en el pasado

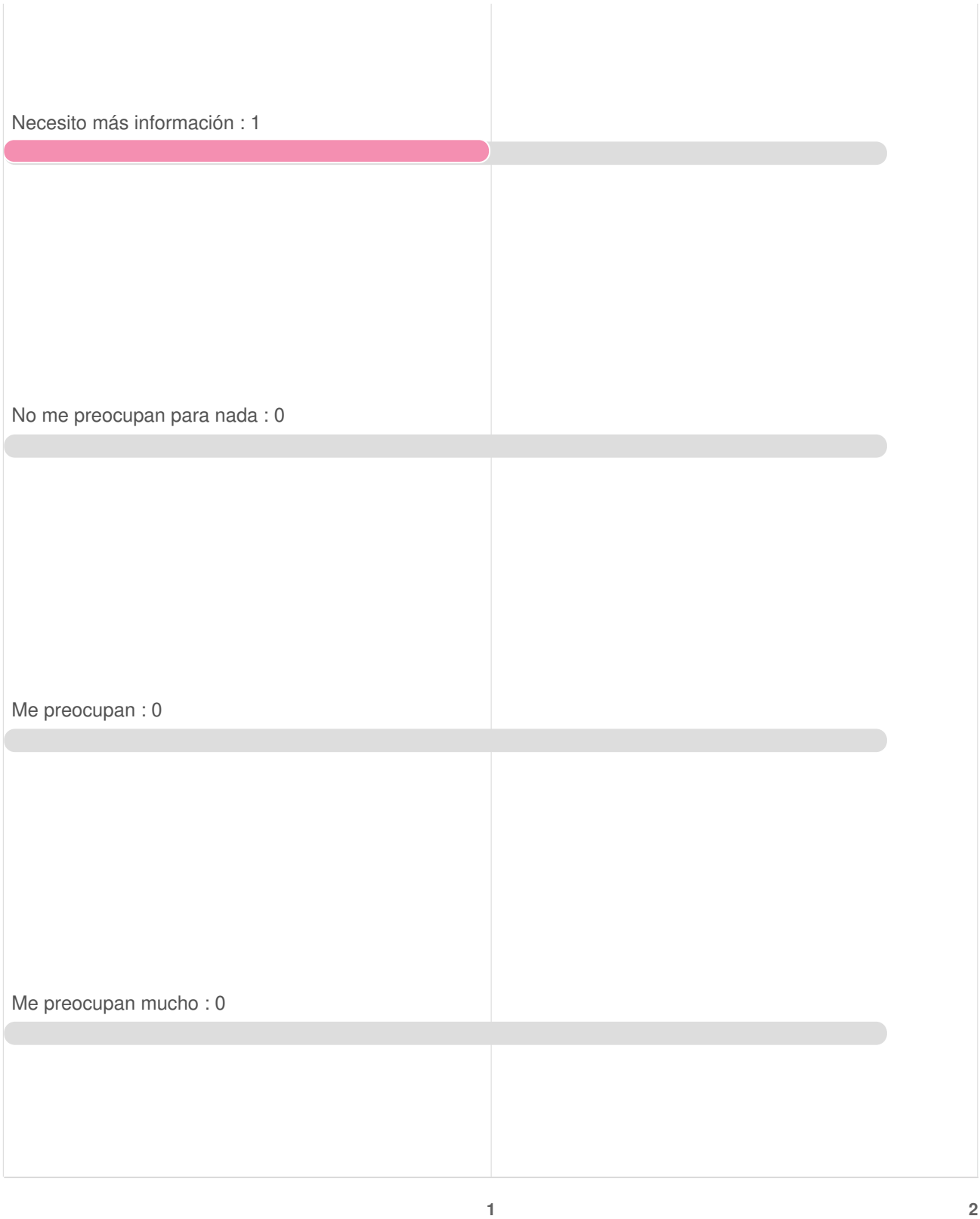

Efectos mentales y físicos adicionales en los jóvenes

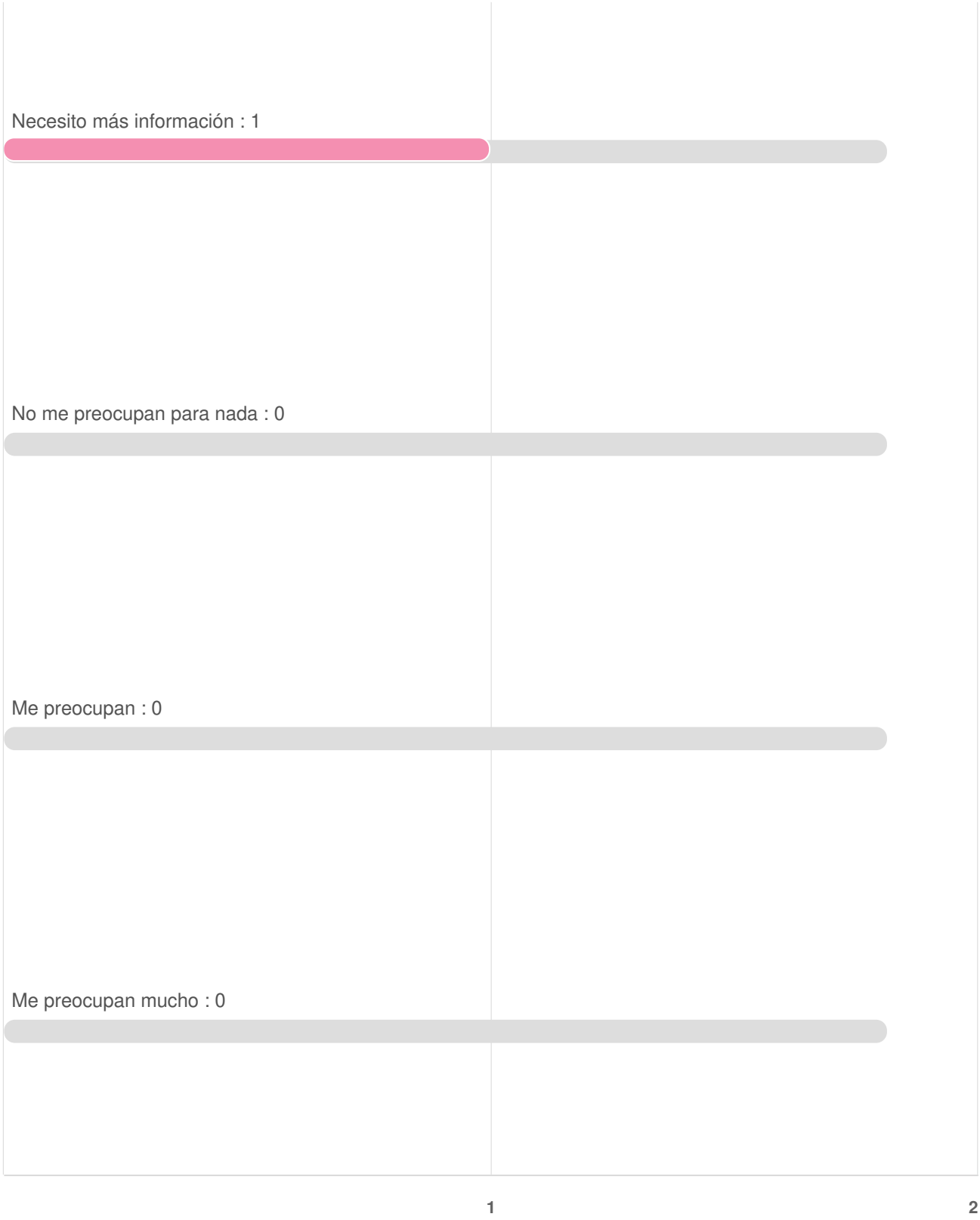

Tensiones en las relaciones comunitarias debido a la escasez y otras preocupaciones

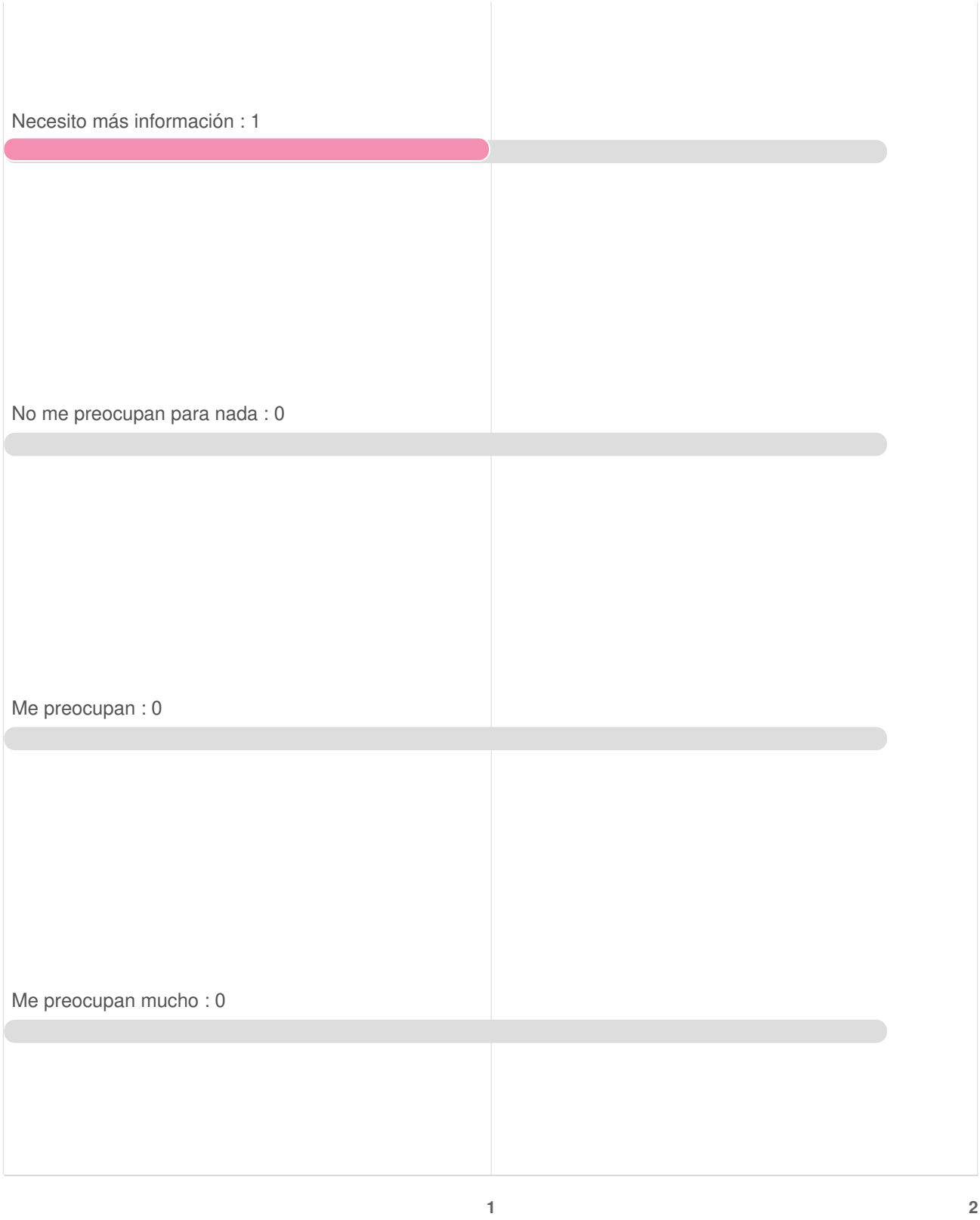

Aumento en el crecimiento poblacional, como mayores cantidades de personas que se mudan aquí para escapar de climas más severos

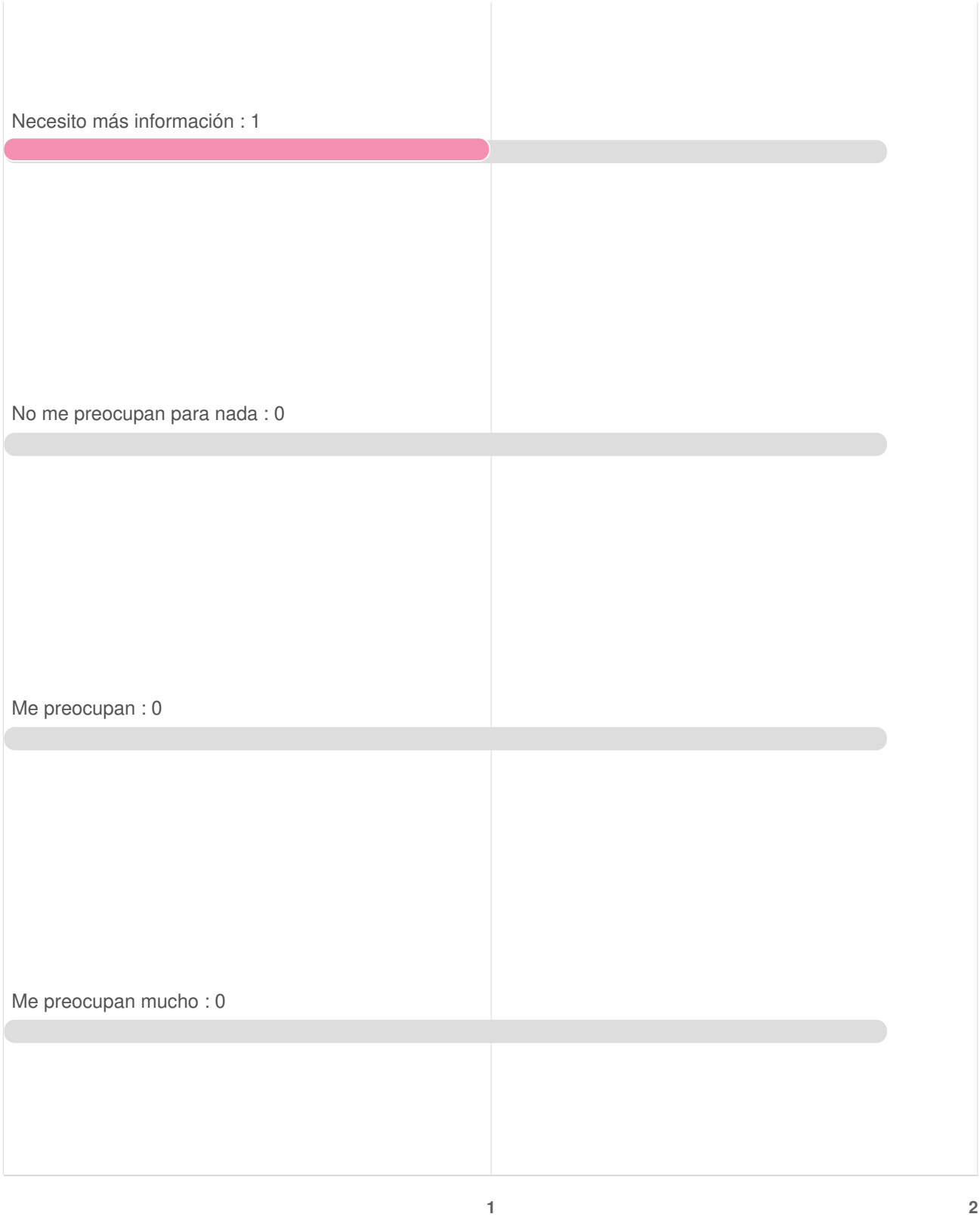

Q7 Edificios: indica en qué medida apoyas cada una de las siguientes posibles acciones futuras relativas a cómo las autoridades municipales operan sus propias instalaciones y programas.

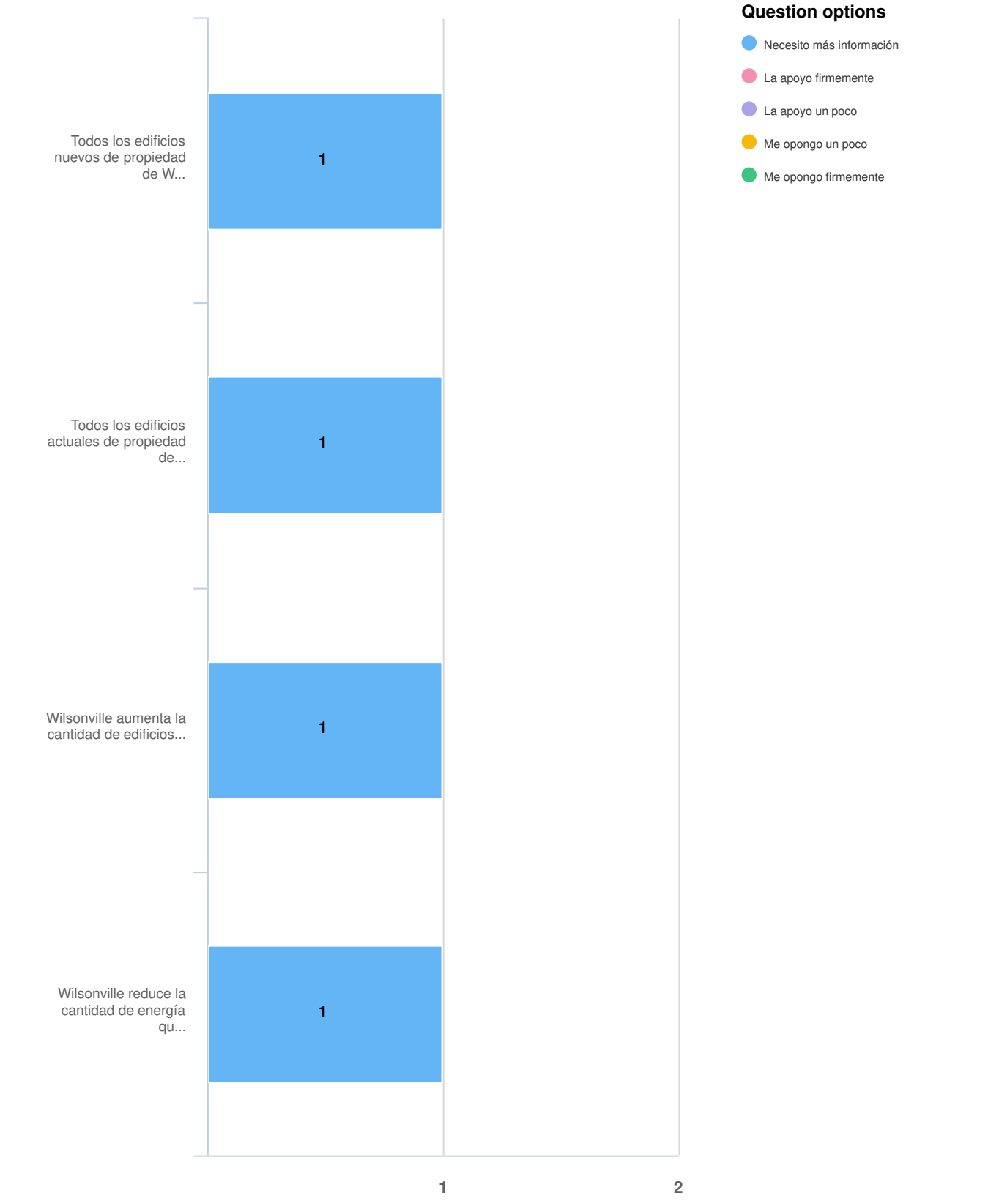

Optional question (1 response(s), 0 skipped)
Question type: Likert Question

Q7 **Edificios: indica en qué medida apoyas cada una de las siguientes posibles acciones futuras relativas a cómo las autoridades municipales operan sus propias instalaciones y programas.**

Todos los edificios nuevos de propiedad de Wilsonville se construyen para neutralizar las emisiones de carbono (es decir, el diseño y las operaciones no emiten gases de efecto invernadero).


Necesito más información : 1
La apoyo firmemente : 0
La apoyo un poco : 0
Me opongo un poco : 0
Me opongo firmemente : 0
1
2

Todos los edificios actuales de propiedad de Wilsonville se renovarán para que neutralicen las emisiones de carbono en los años venideros.

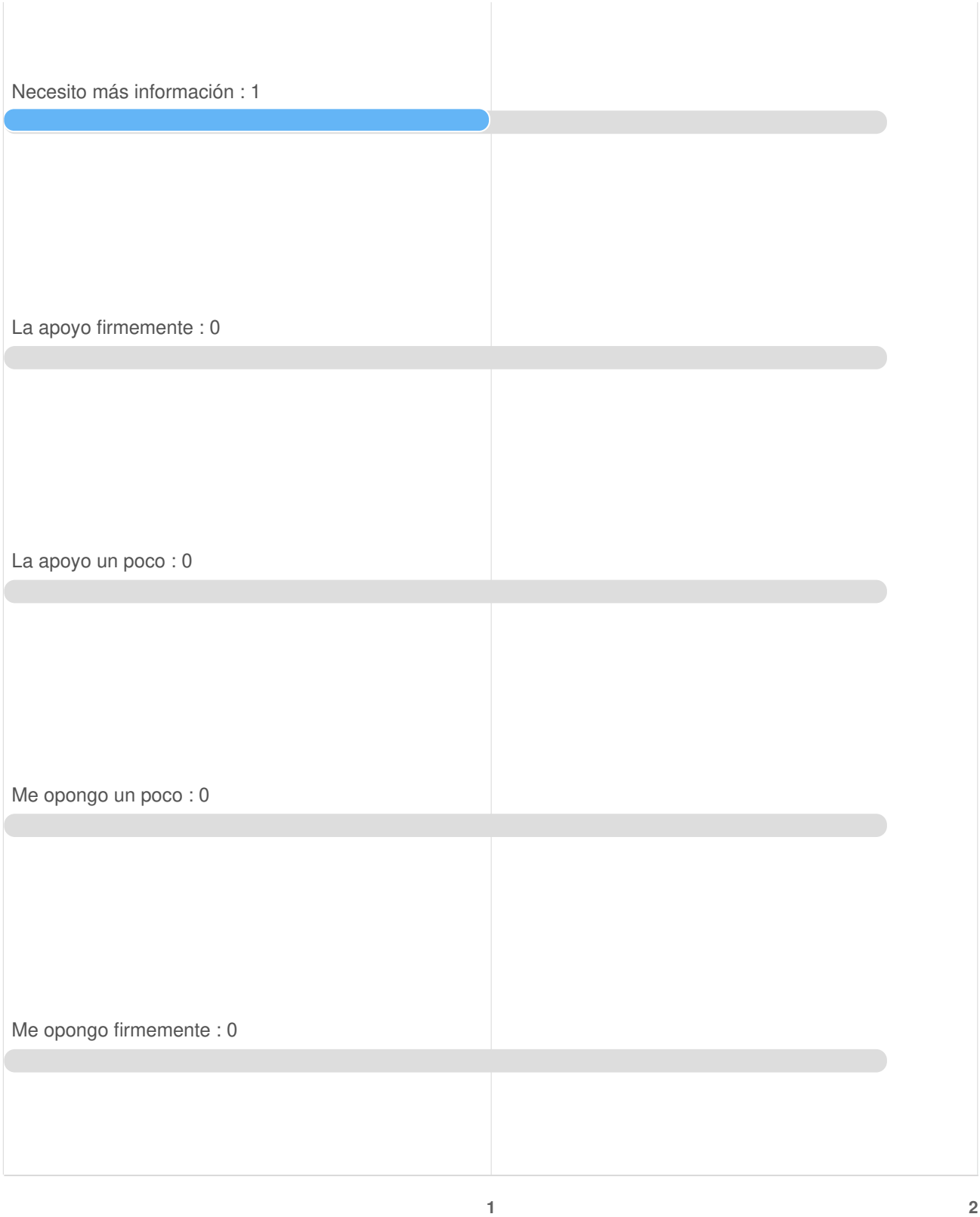

Wilsonville aumenta la cantidad de edificios propios que tienen paneles solares.

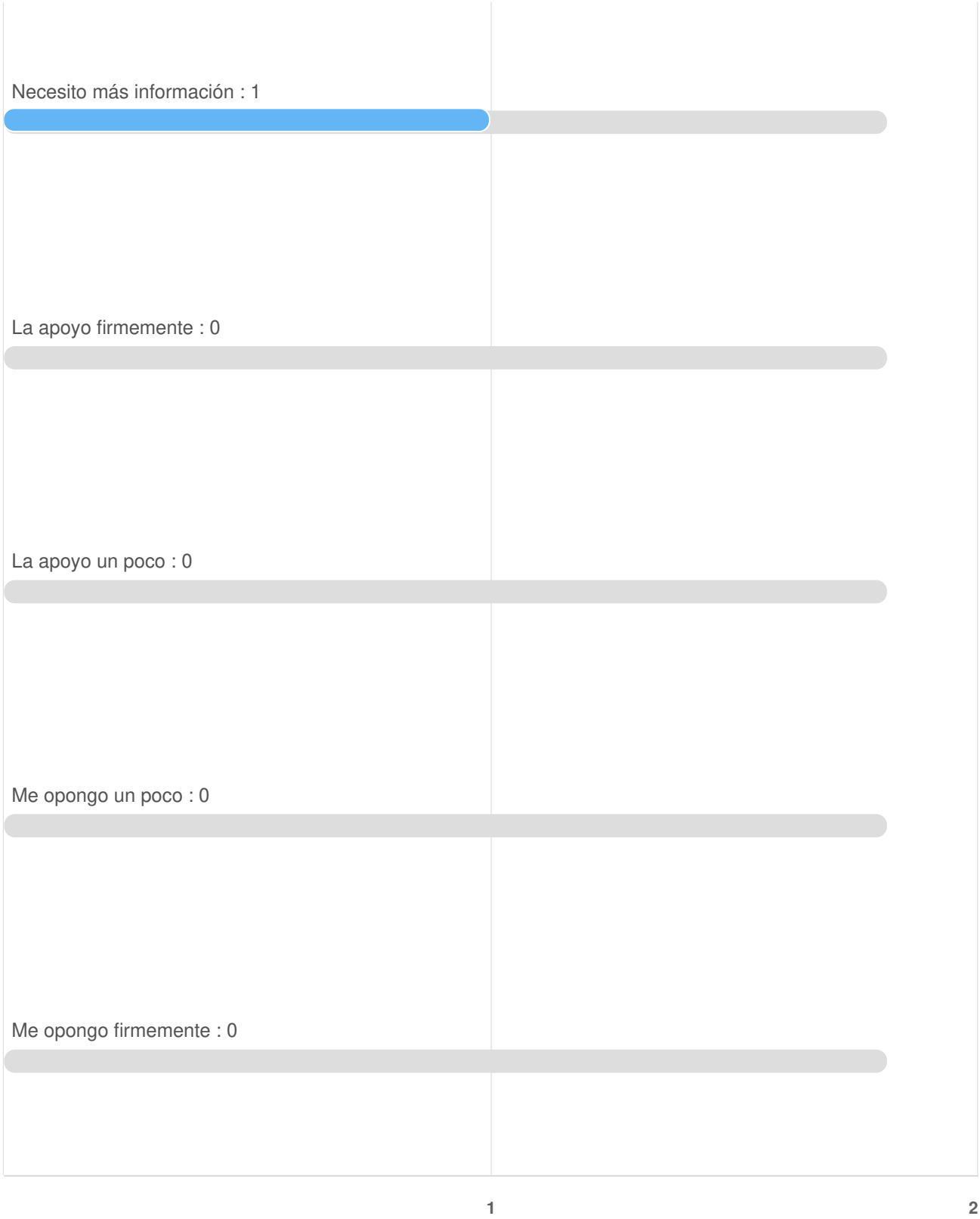

Wilsonville reduce la cantidad de energía que se utiliza para calefacción, acondicionamiento, operación de equipos, iluminación y uso de aparatos en sus edificios.

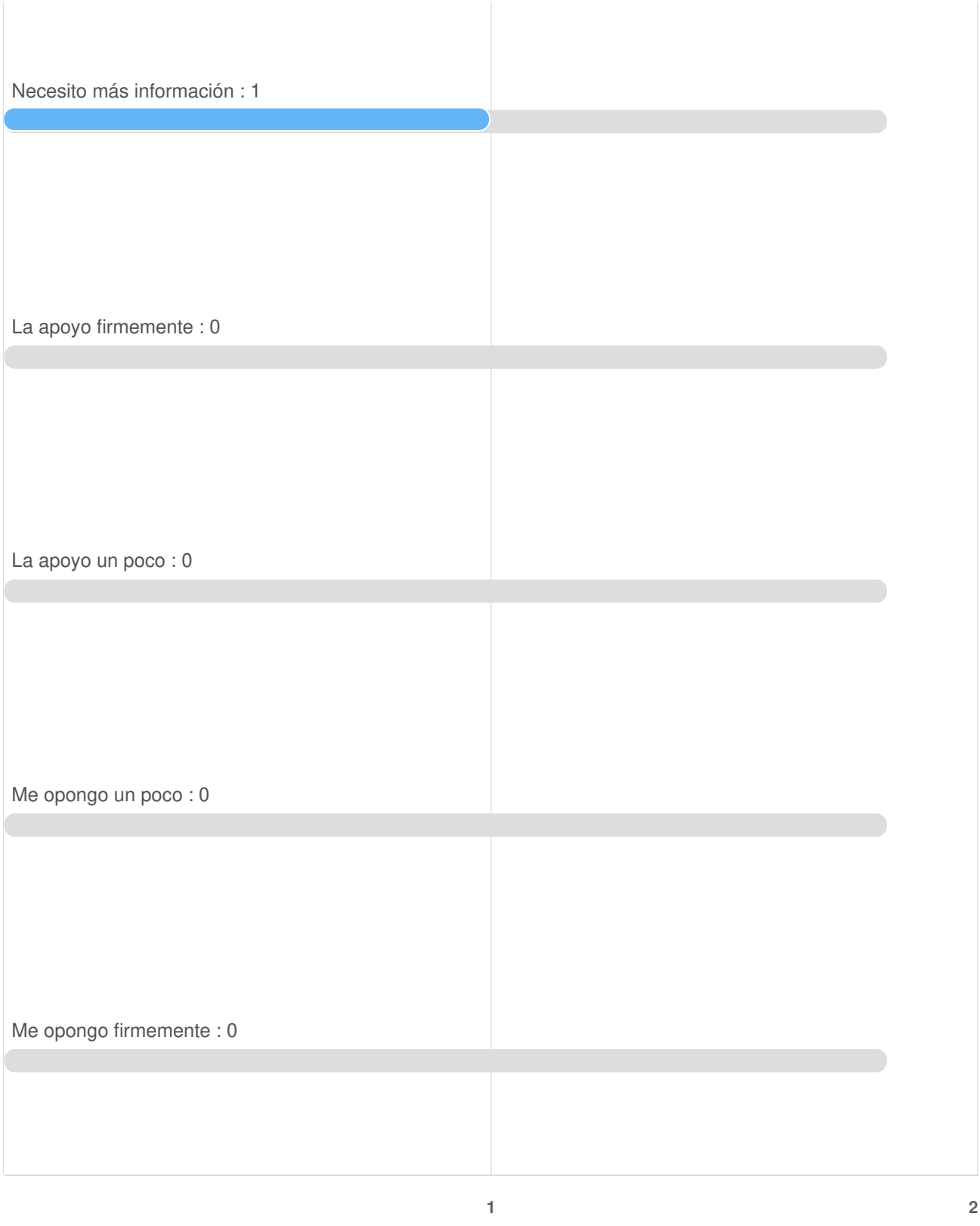

Q8 Energía: Wilsonville apoya las medidas que se toman en la comunidad (campañas informativas, incentivos, reglamentos, subvenciones, etc.): califica en qué medida apoyas cada una de las siguientes posibles medidas futuras.

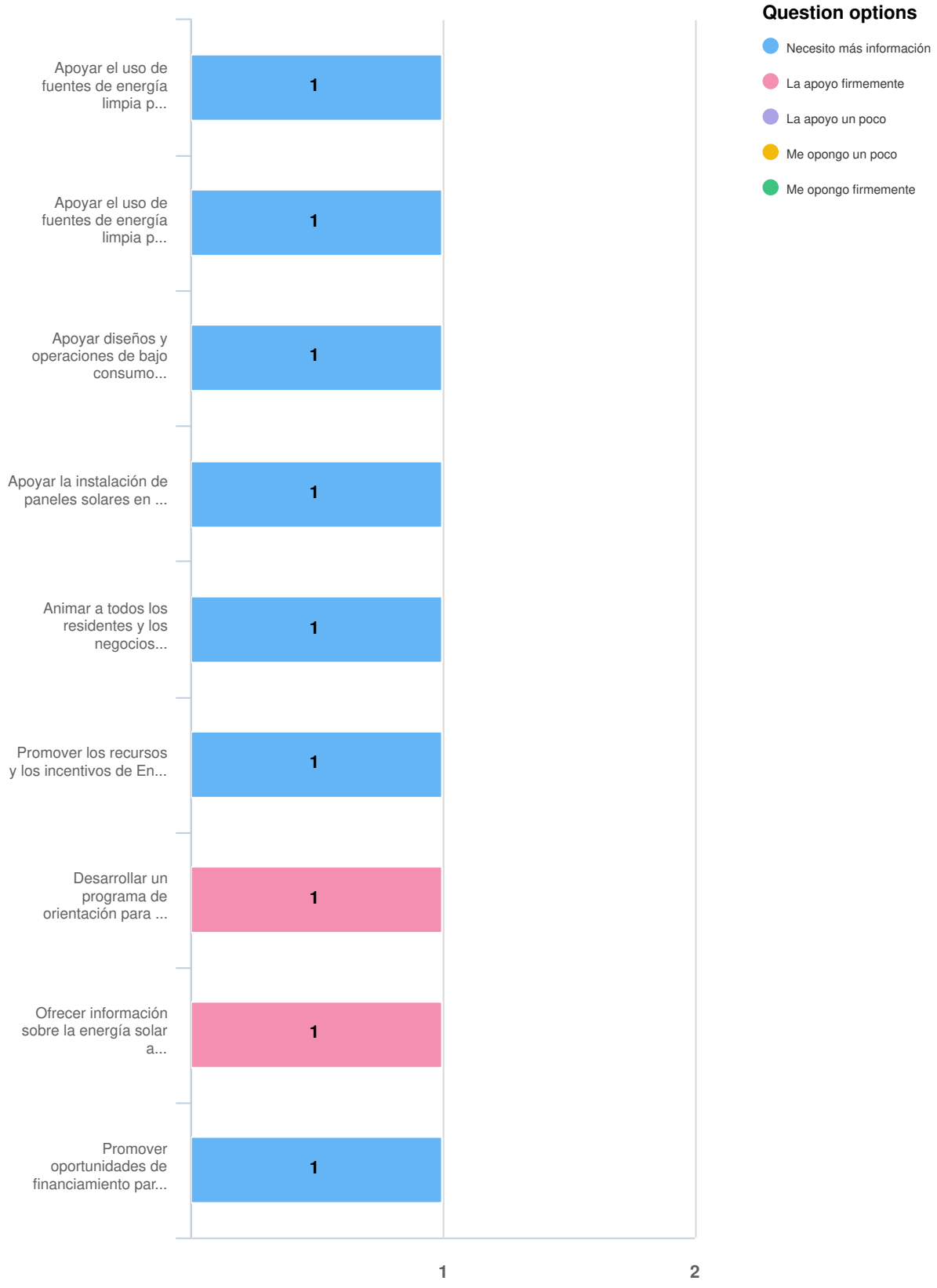

Optional question (1 response(s), 0 skipped)
Question type: Likert Question

Q8 **Energía: Wilsonville apoya las medidas que se toman en la comunidad (campañas informativas, incentivos, reglamentos, subvenciones, etc.): califica en qué medida apoyas cada una de las siguientes posibles medidas futuras.**

Apoyar el uso de fuentes de energía limpia para calentar, enfriar y alimentar hogares.


Necesito más información : 1
La apoyo firmemente : 0
La apoyo un poco : 0
Me opongo un poco : 0
Me opongo firmemente : 0
1
2

Apoyar el uso de fuentes de energía limpia para calentar, enfriar y alimentar edificios comerciales e industriales.

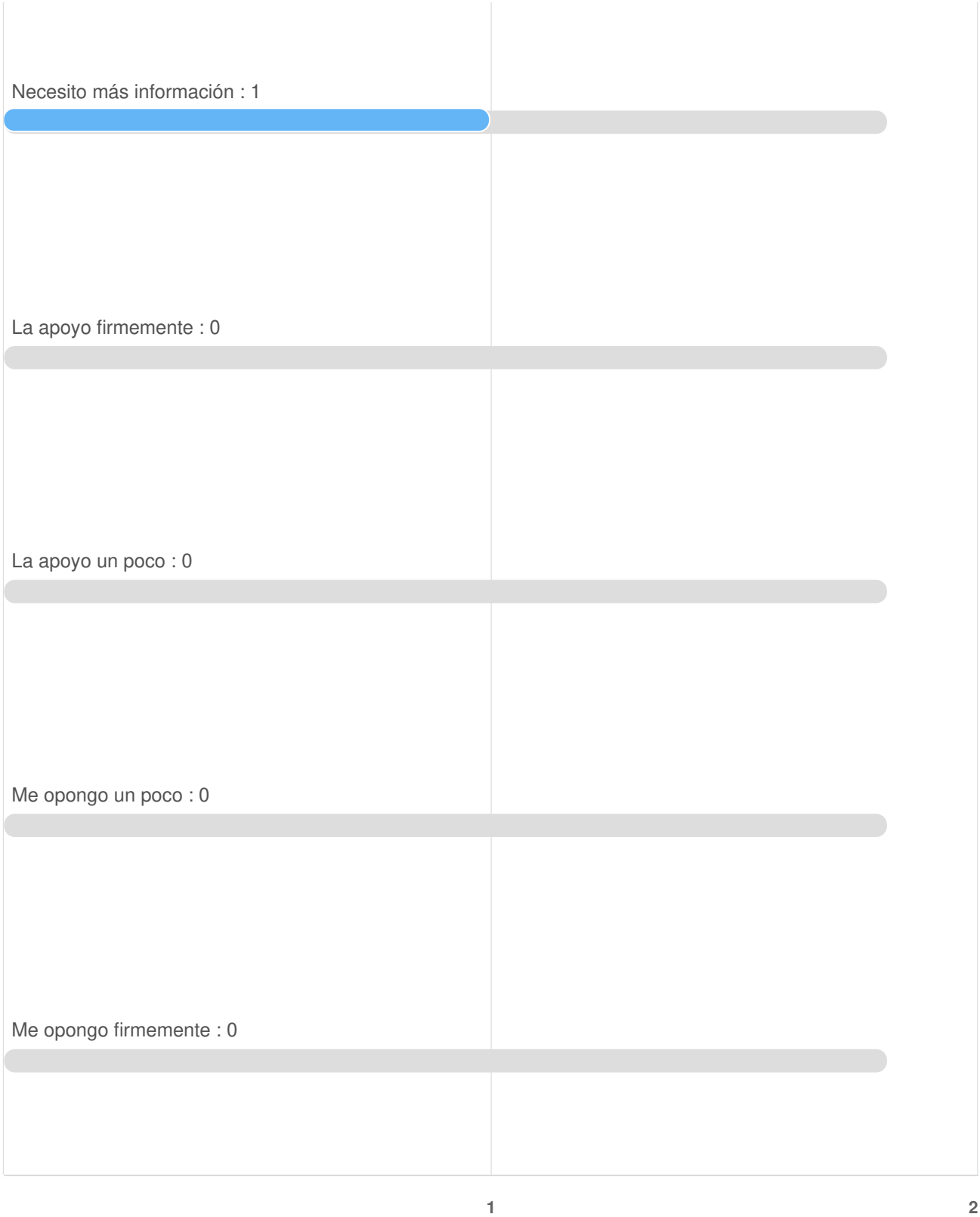

Apoyar diseños y operaciones de bajo consumo energético en todos los edificios nuevos que se construyan en Wilsonville, como casas, apartamentos, oficinas, escuelas y edificios comerciales e industriales.

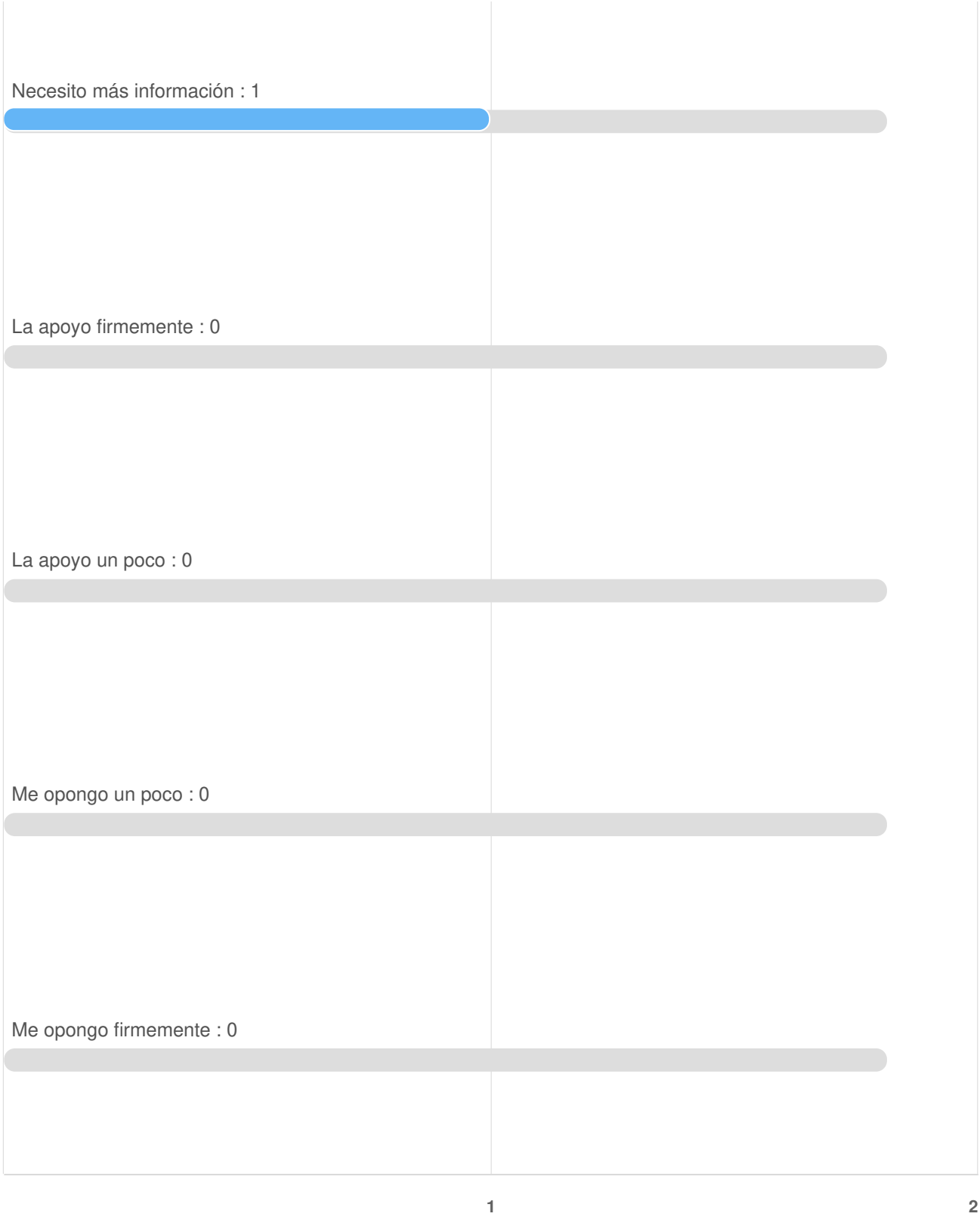

Apoyar la instalación de paneles solares en todos los edificios compatibles, especialmente los nuevos.

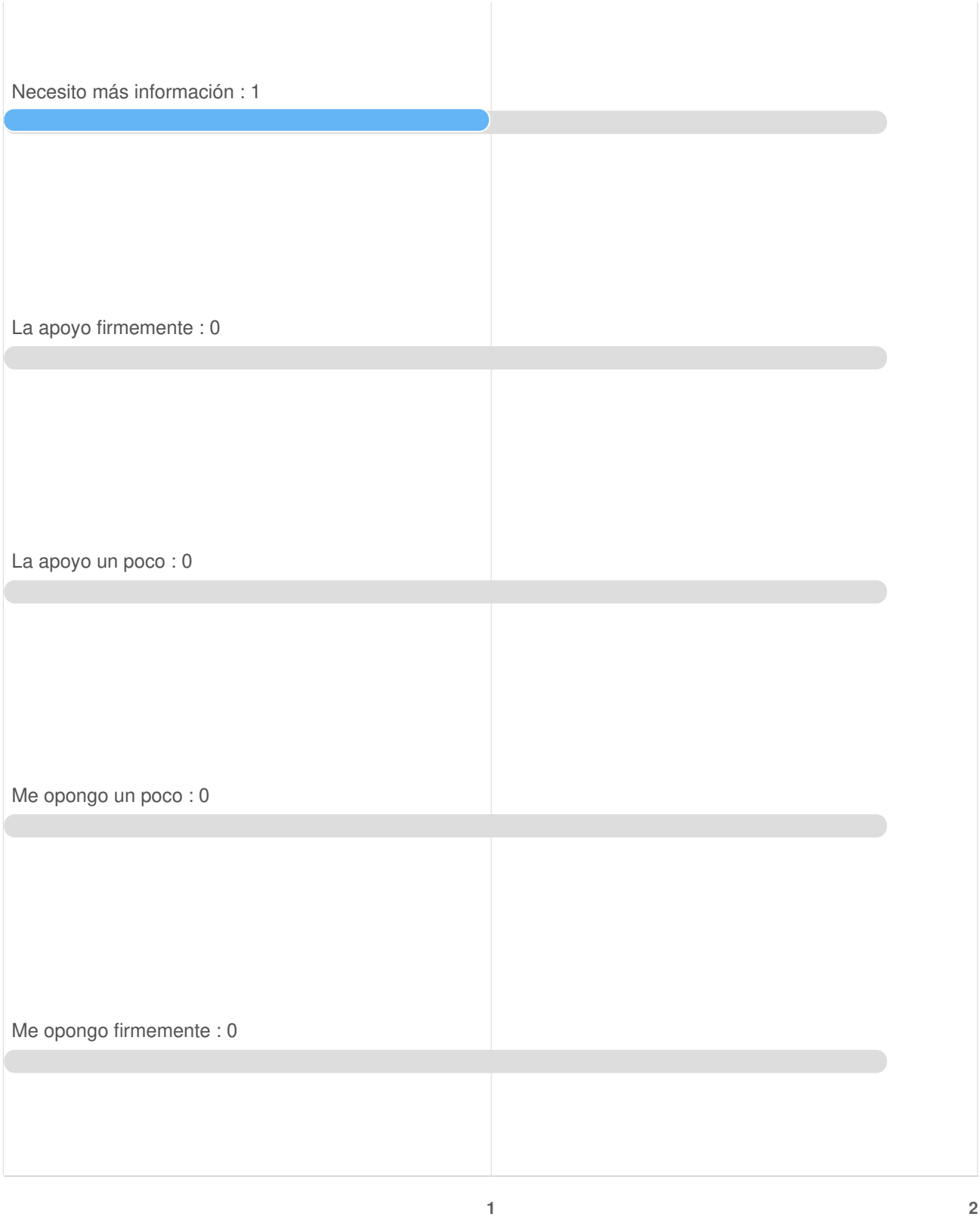

Animar a todos los residentes y los negocios a obtener un servicio de electricidad totalmente renovable (de fuentes como energía hidráulica, eólica o solar).

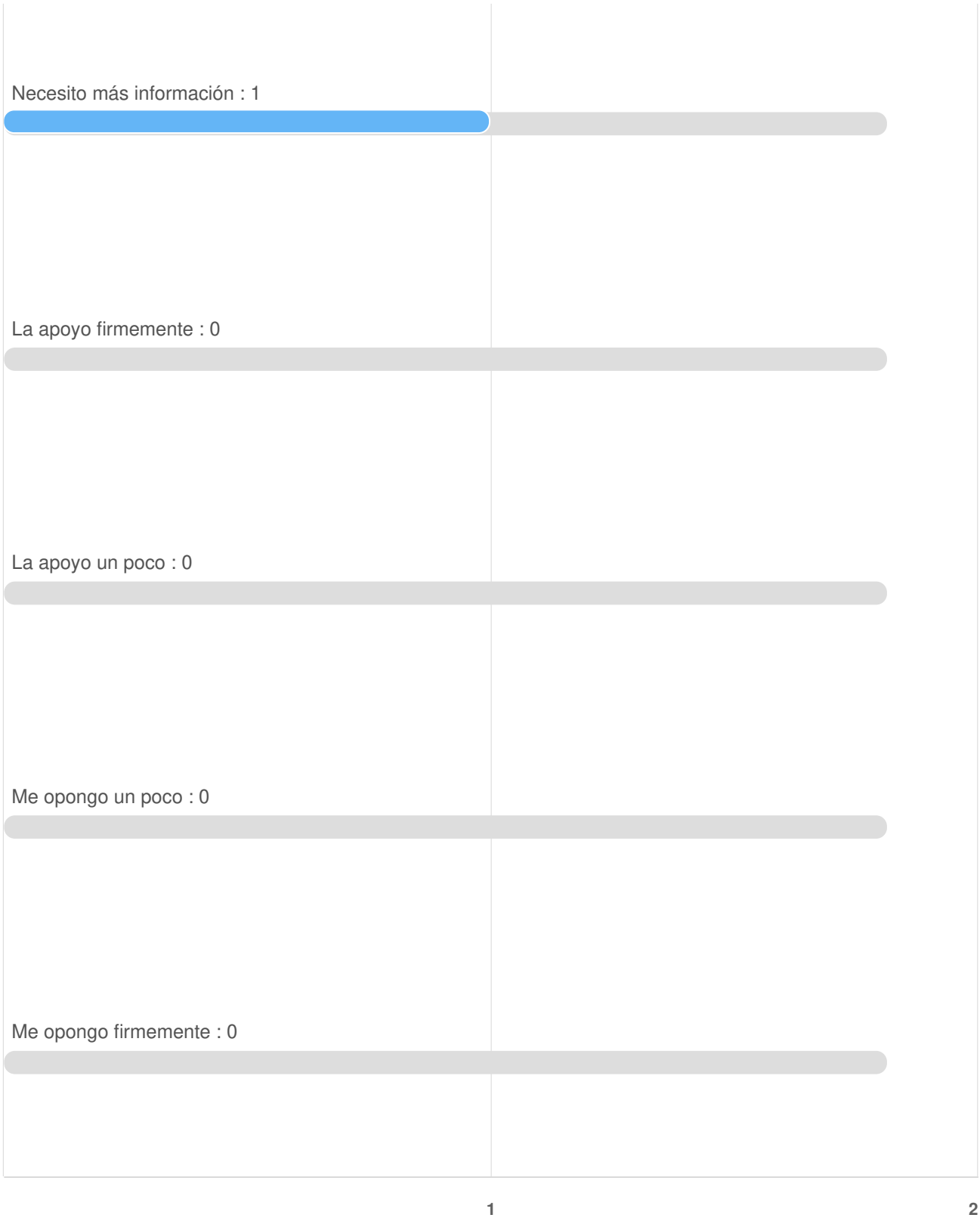

Promover los recursos y los incentivos de Energy Trust of Oregon

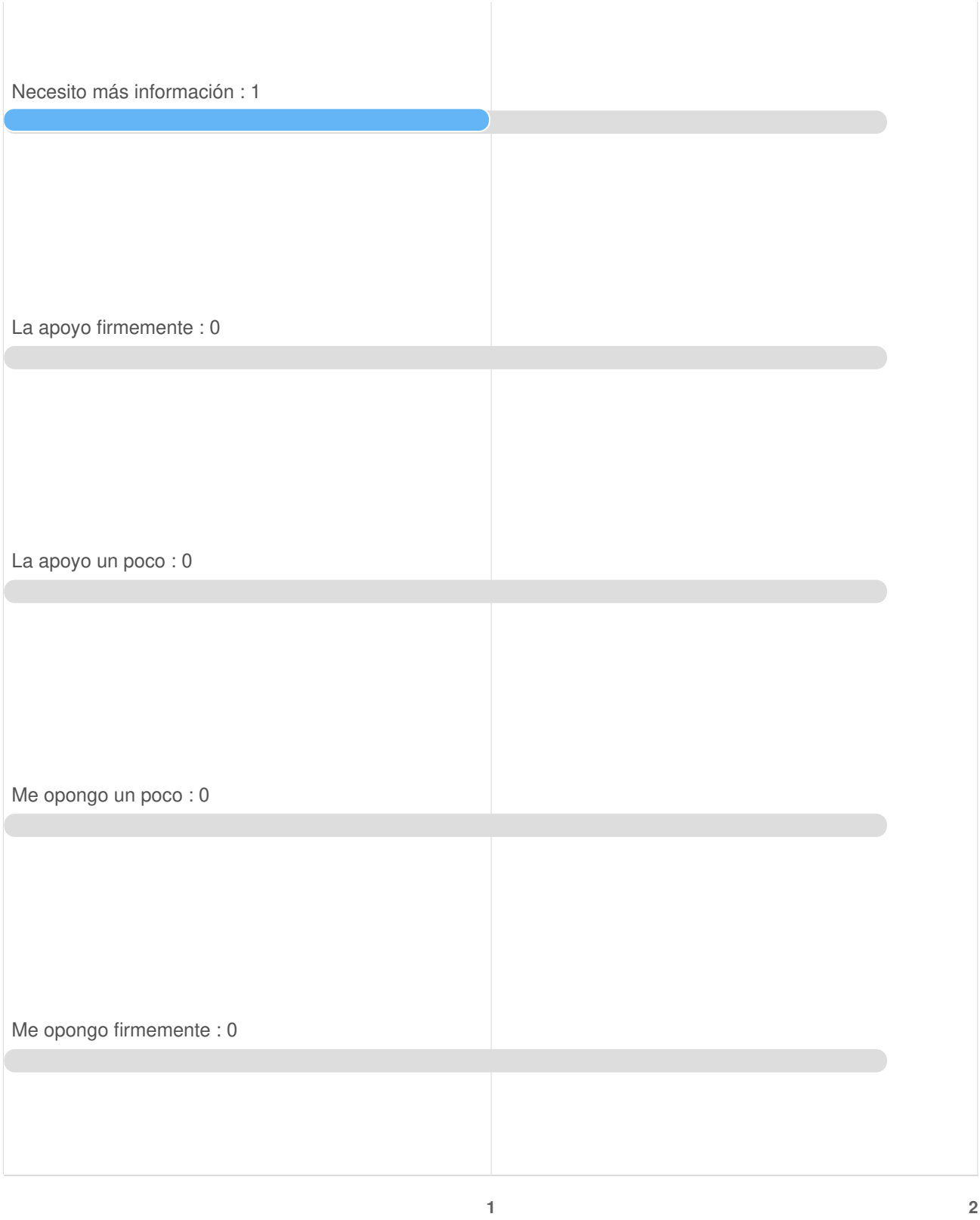

Desarrollar un programa de orientación para modernizar viviendas

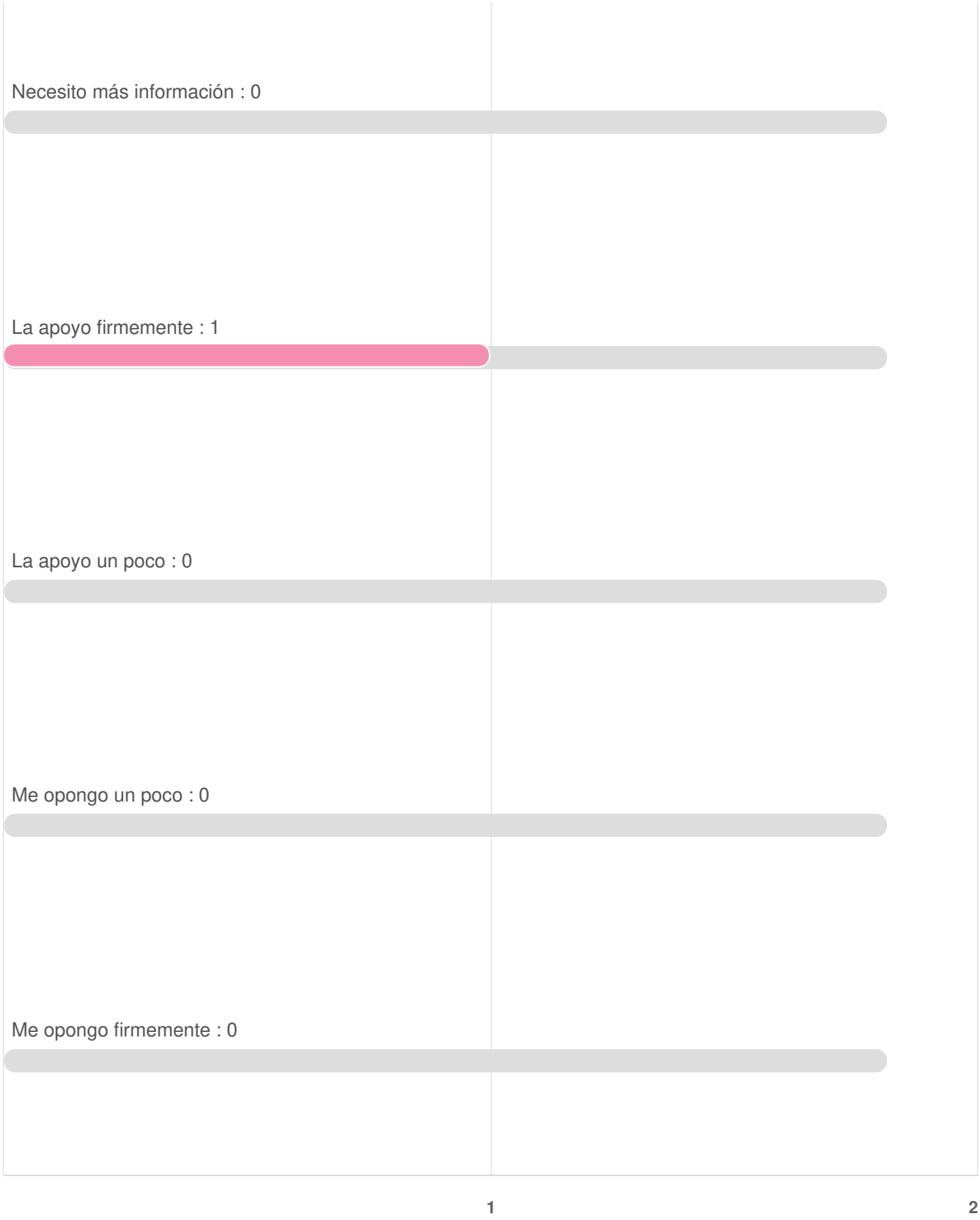

Ofrecer información sobre la energía solar a negocios y propietarios de vivienda

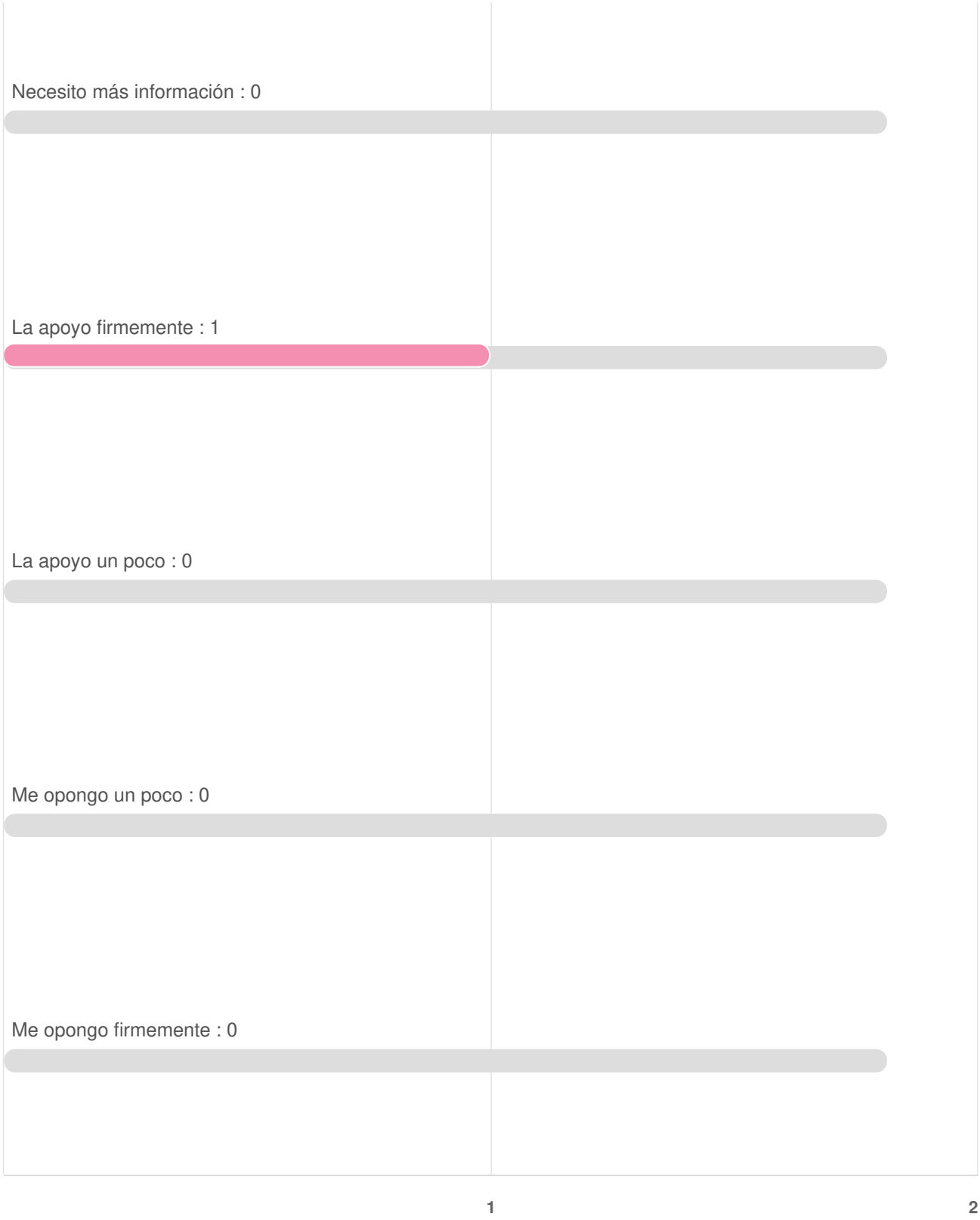

Promover oportunidades de financiamiento para la descarbonización industrial

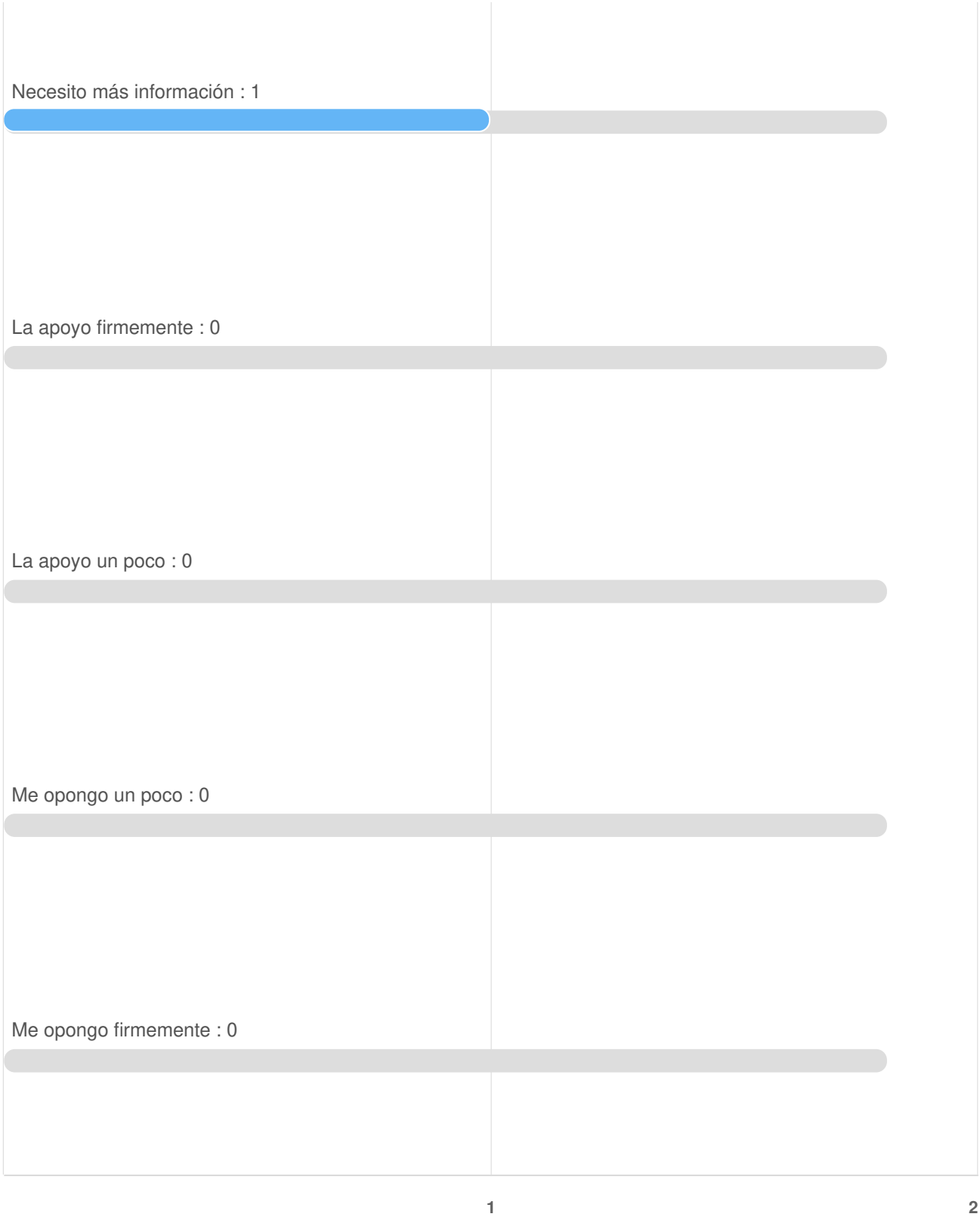

Q10 ¿Qué apoyo necesitarías para hacer los cambios anteriores? (Marca todos los que correspondan)



Question options

Otro (especifica)
No me interesa hacer estos cambios
Ya he implementado estos cambios
El acuerdo o el apoyo del propietario
Una lista de profesionales y contratistas recomendados que puedan hacer los cambios
Información sobre cómo hacer estos cambios por cuenta propia
Ayuda financiera parcial
Información sobre la mejora y qué tan bien funciona en nuestra comunidad
Ayuda financiera en su totalidad

Optional question (1 response(s), 0 skipped)
Question type: Checkbox Question

Q11 Uso de tierras y transporte: Wilsonville apoya las medidas que se toman en la comunidad (campañas informativas, incentivos, reglamentos, subvenciones, etc.): califica en qué medida apoyas cada una de las siguientes posibles medidas futuras.



Optional question (1 response(s), 0 skipped)
Question type: Likert Question

Q11 **Uso de tierras y transporte: Wilsonville apoya las medidas que se toman en la comunidad (campañas informativas, incentivos, reglamentos, subvenciones, etc.): califica en qué medida apoyas cada una de las siguientes posibles medidas futuras.**

Construir la mayoría de las viviendas nuevas en centros poblacionales y rutas principales de viaje actuales y planificados, y cerca de ellos

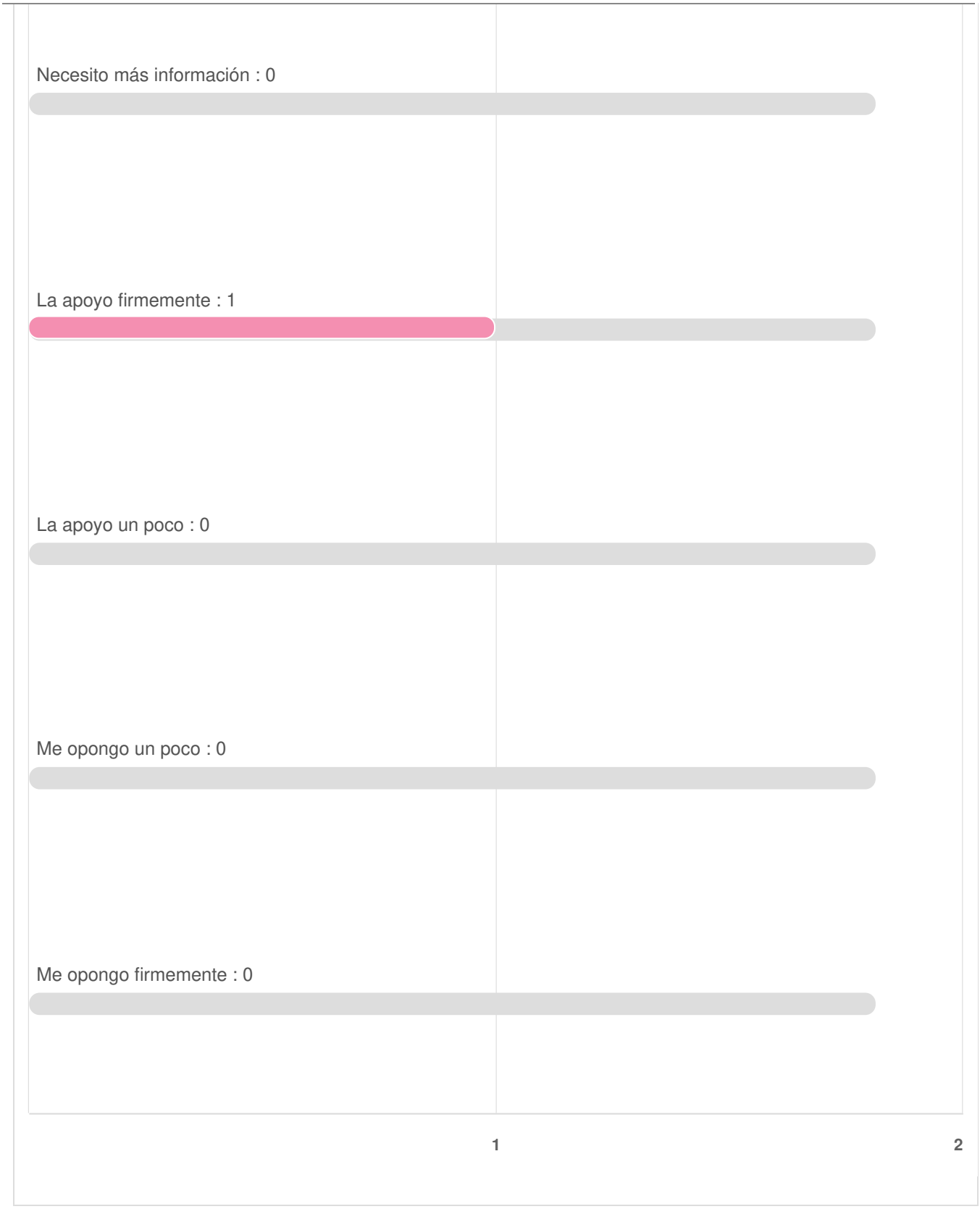
Necesito más información : 0
La apoyo firmemente : 1
La apoyo un poco : 0
Me opongo un poco : 0
Me opongo firmemente : 0
1
2

Ofrecer apoyo para que las personas usen el transporte público, viajen en automóviles con dos o más pasajeros (sistema de vehículo o viaje compartido), caminen y monten bicicleta

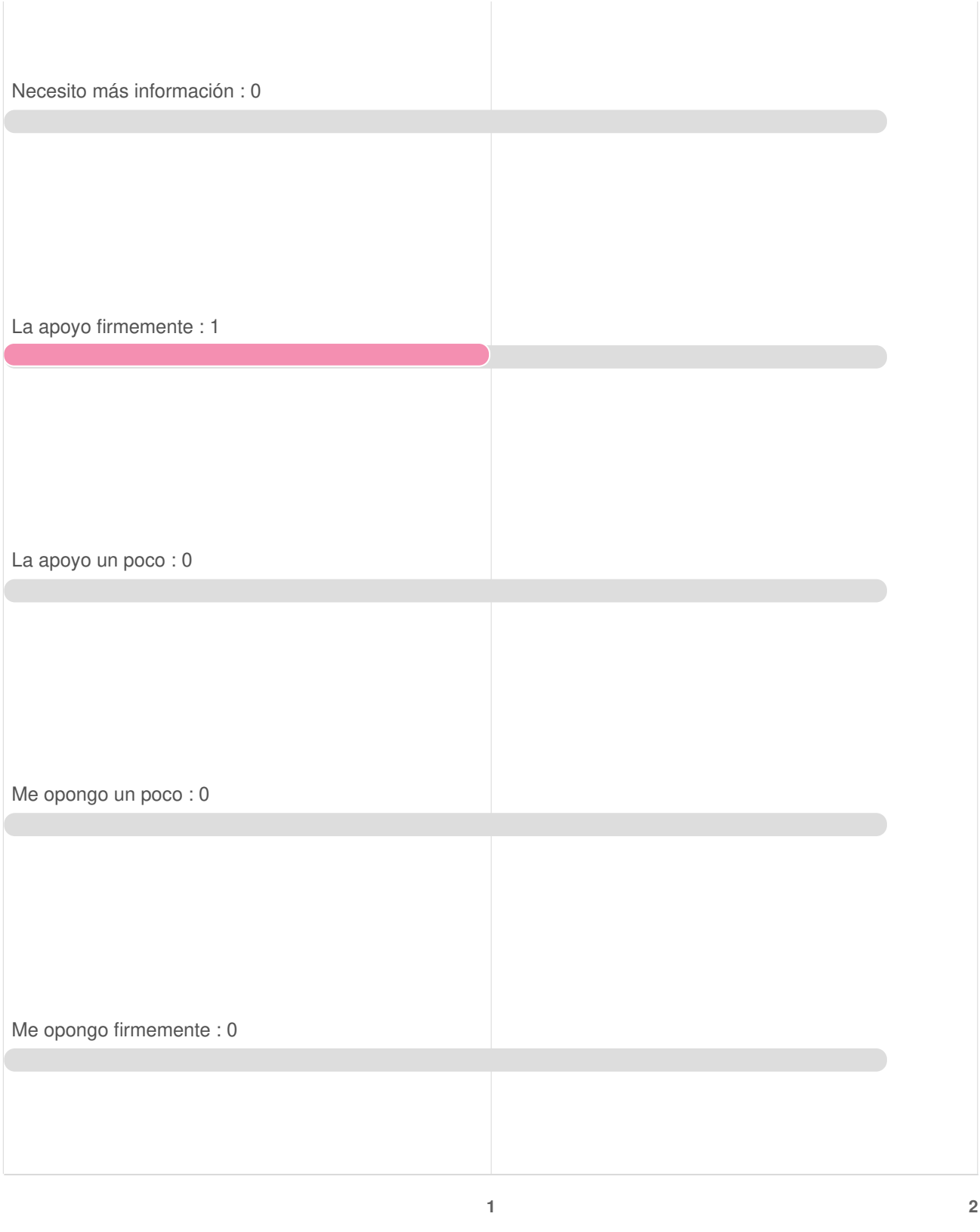

Construir más infraestructura (aceras, caminos para bicicletas, etc.) para que las personas caminen y monten bicicleta de manera más fácil y segura

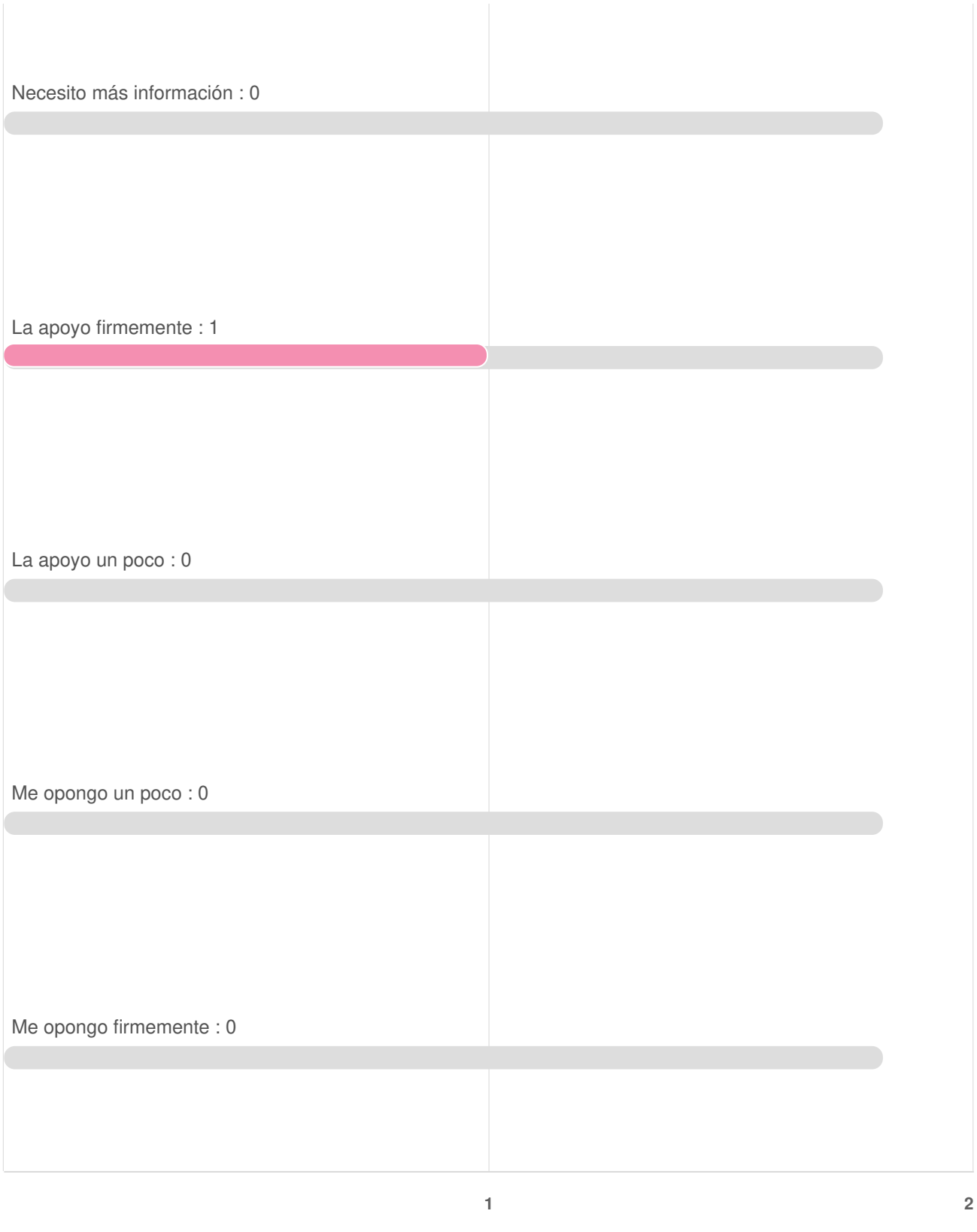

Aumentar la infraestructura para promover el uso de vehículos eléctricos (p. ej., estaciones para cargar vehículos eléctricos)

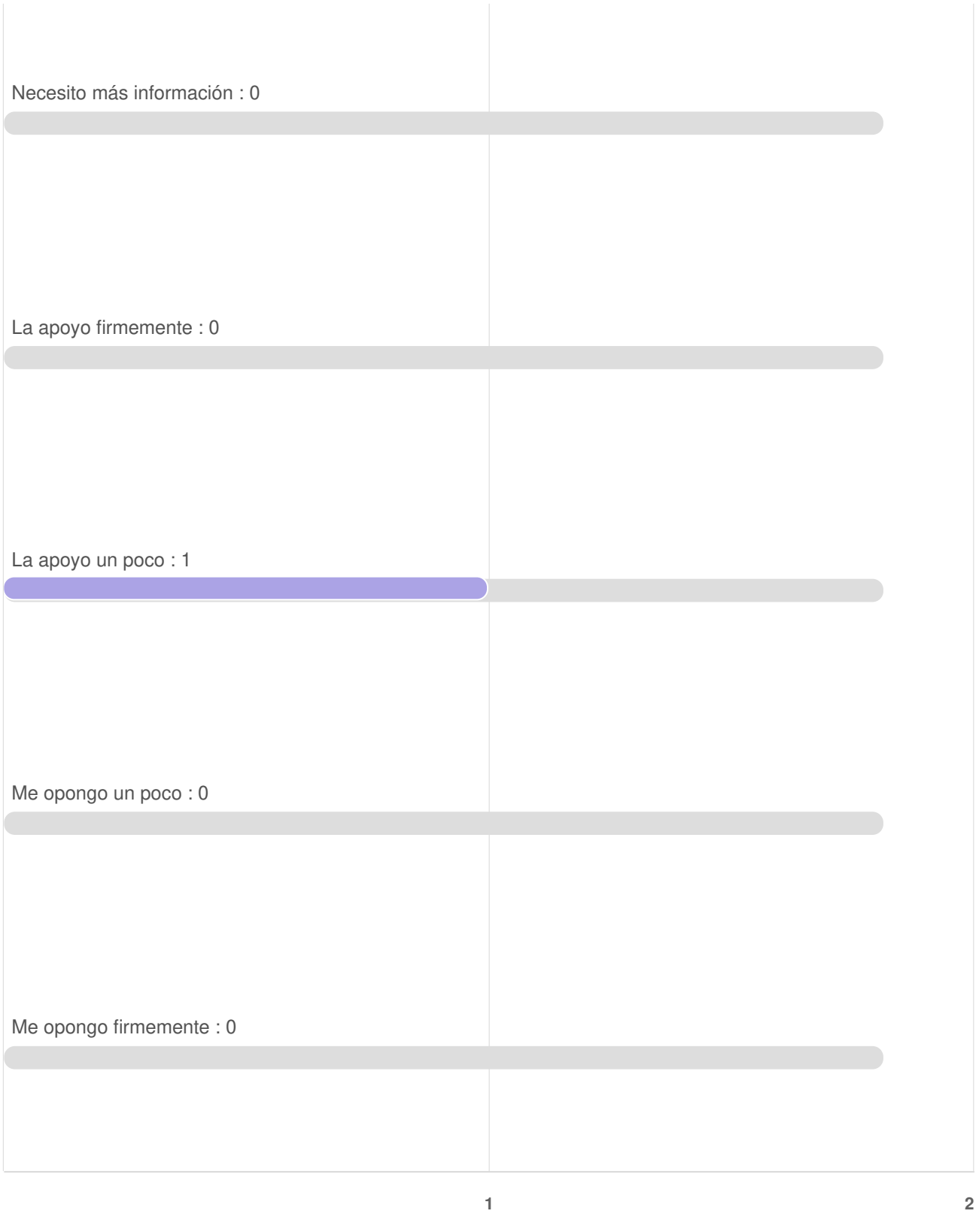

Fomentar acuerdos de trabajo híbrido de ser posible

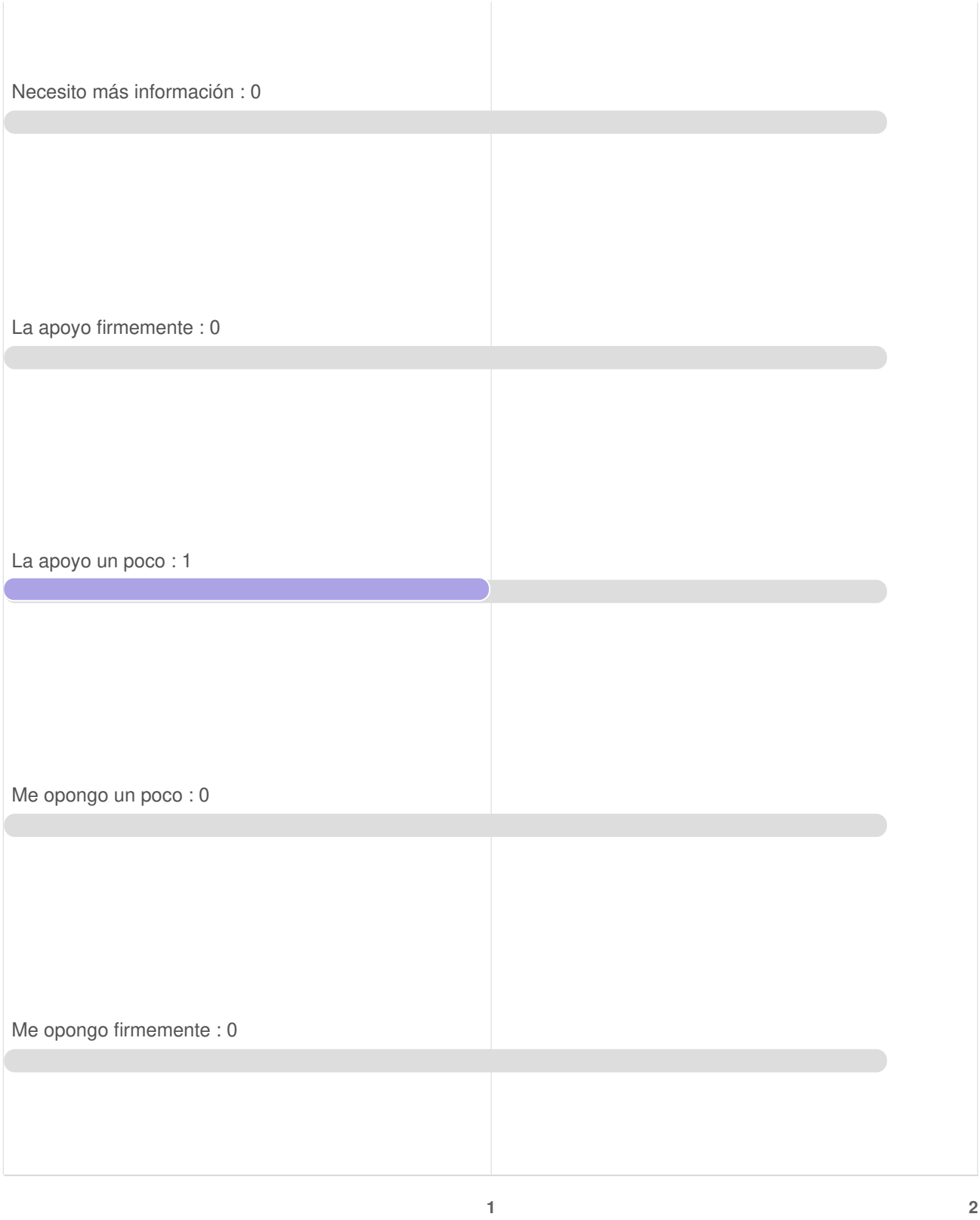

Expandir el Programa de Rutas Seguras a la Escuela

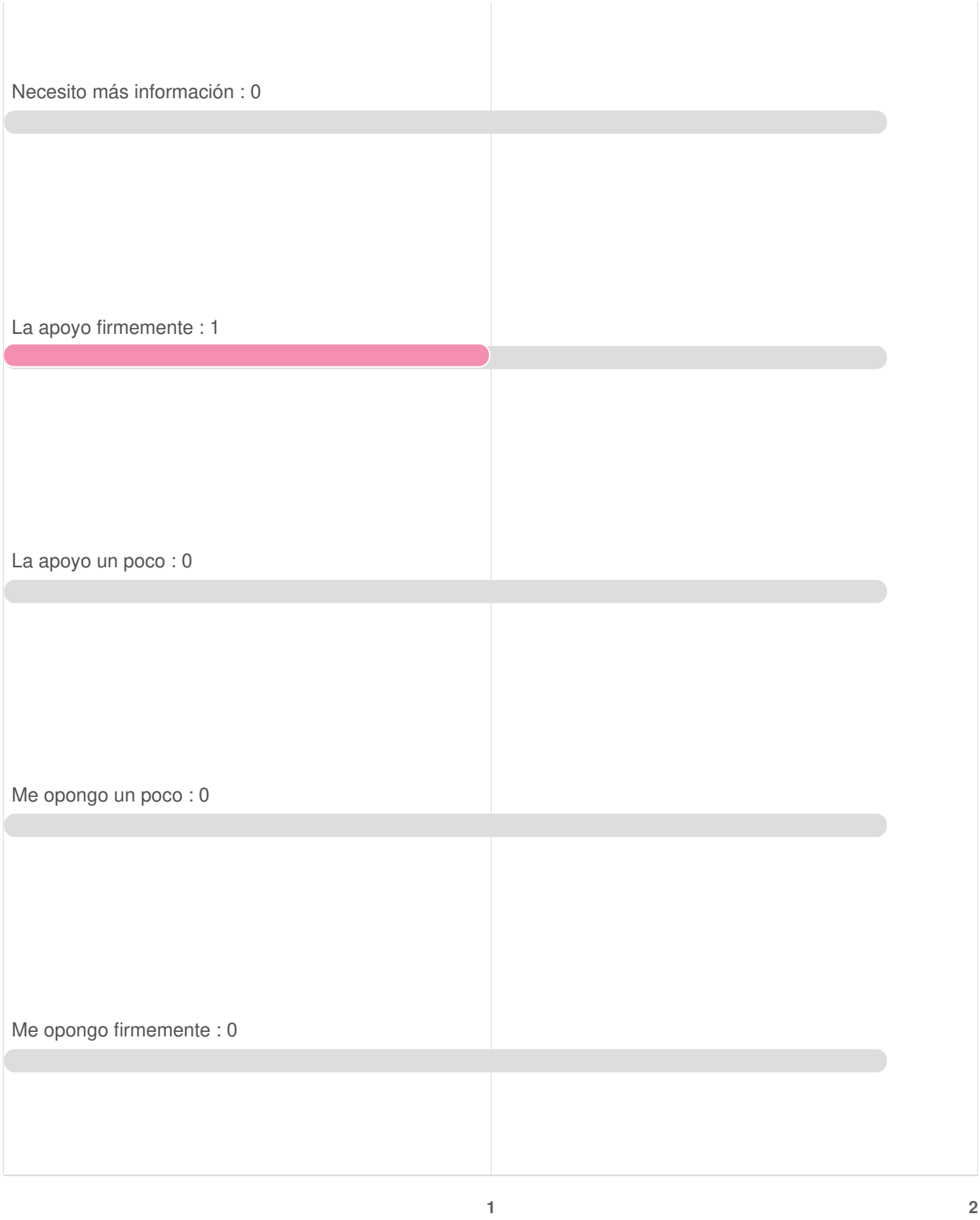

Animar a más trabajadores a que vivan en Wilsonville

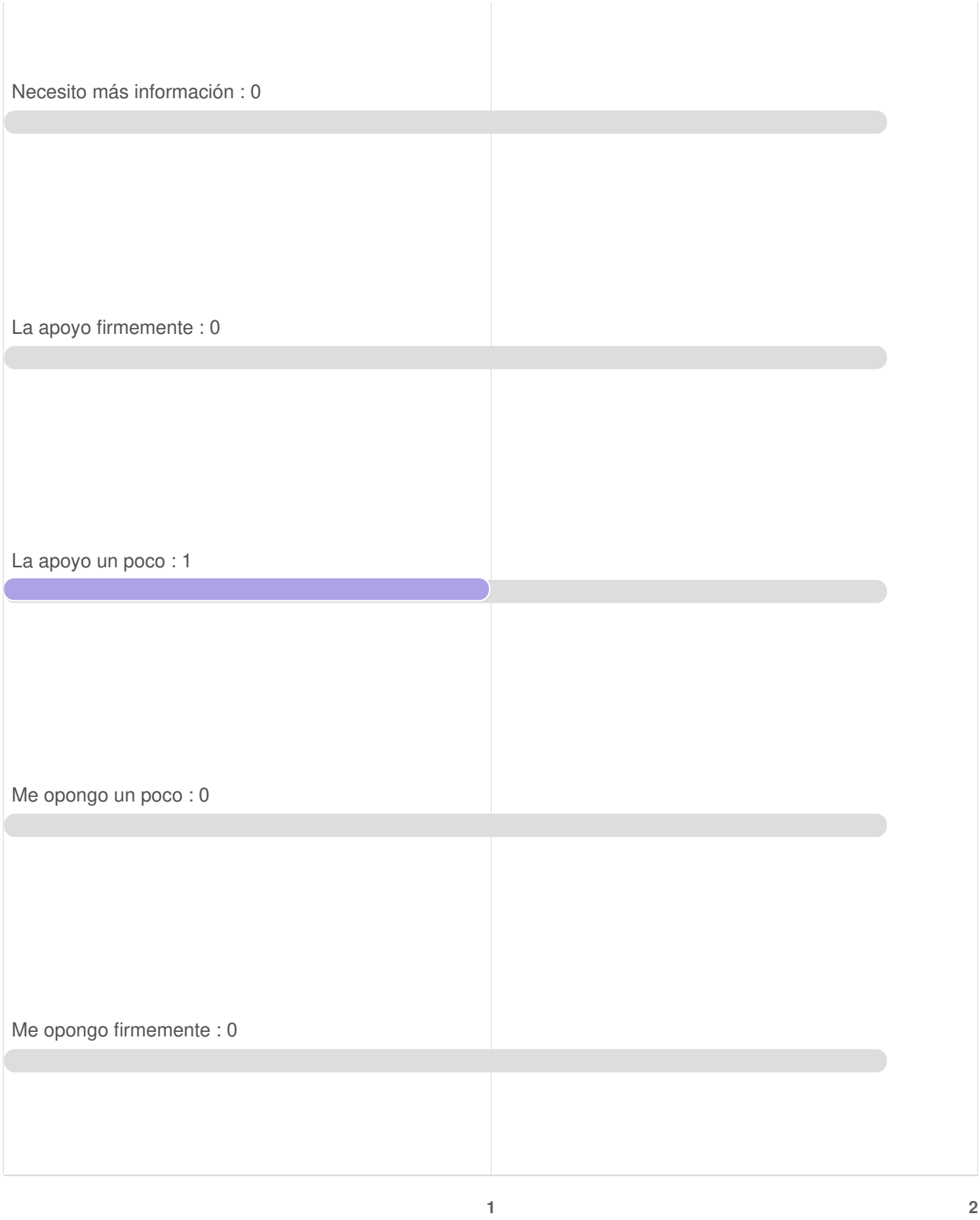

Q12 Promotores de Wilsonville: califica en qué medida apoyas cada una de las siguientes posibles medidas futuras.

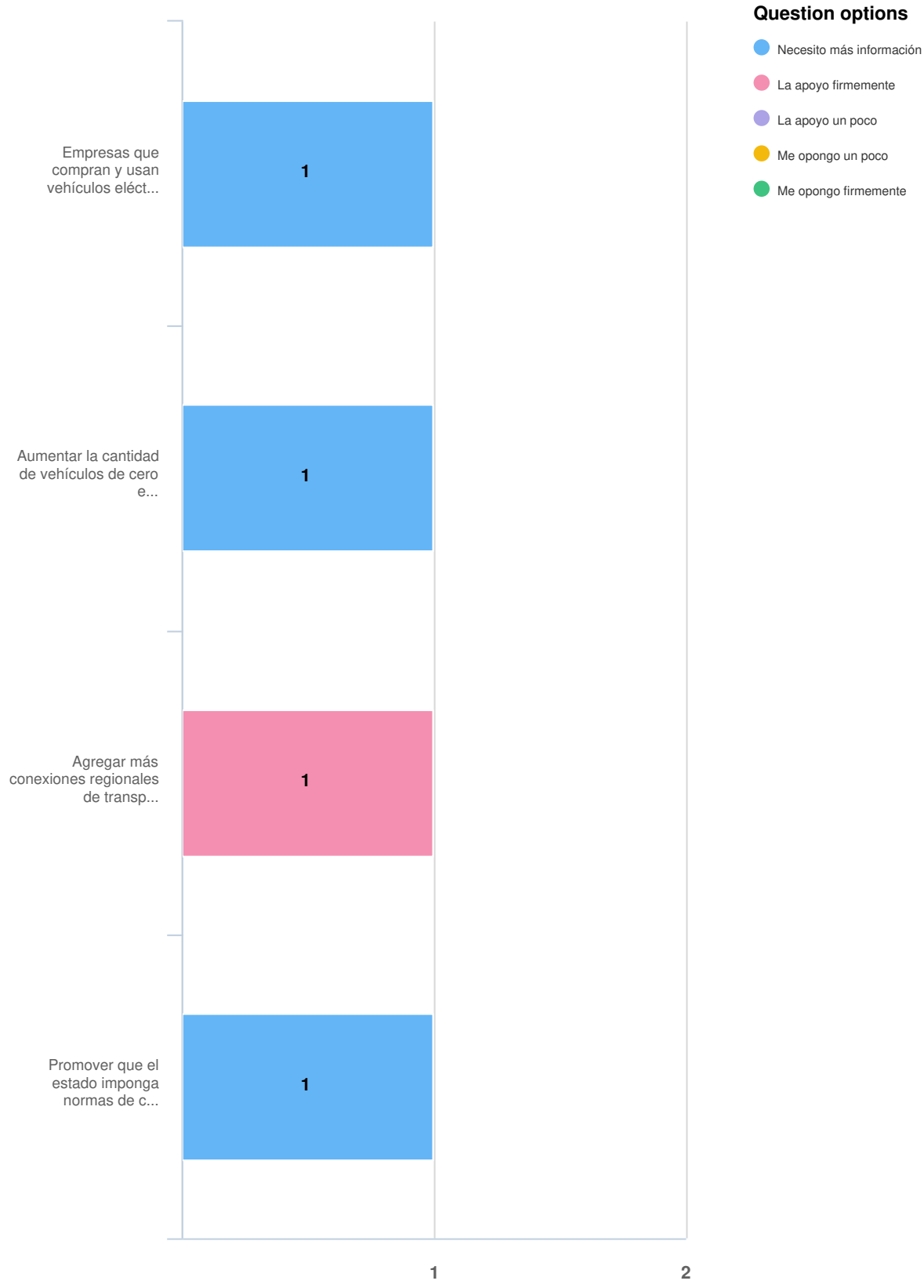

Optional question (1 response(s), 0 skipped)
Question type: Likert Question

Q12 Promotores de Wilsonville: califica en qué medida apoyas cada una de las siguientes posibles medidas futuras.

Empresas que compran y usan vehículos eléctricos que operan con electricidad renovable


Necesito más información : 1
La apoyo firmemente : 0
La apoyo un poco : 0
Me opongo un poco : 0
Me opongo firmemente : 0
1
2

Encuesta Comunitaria : Survey Report for **19 July 2019** to **29 April 2025**

Aumentar la cantidad de vehículos de cero emisiones que se venden y registran en la ciudad

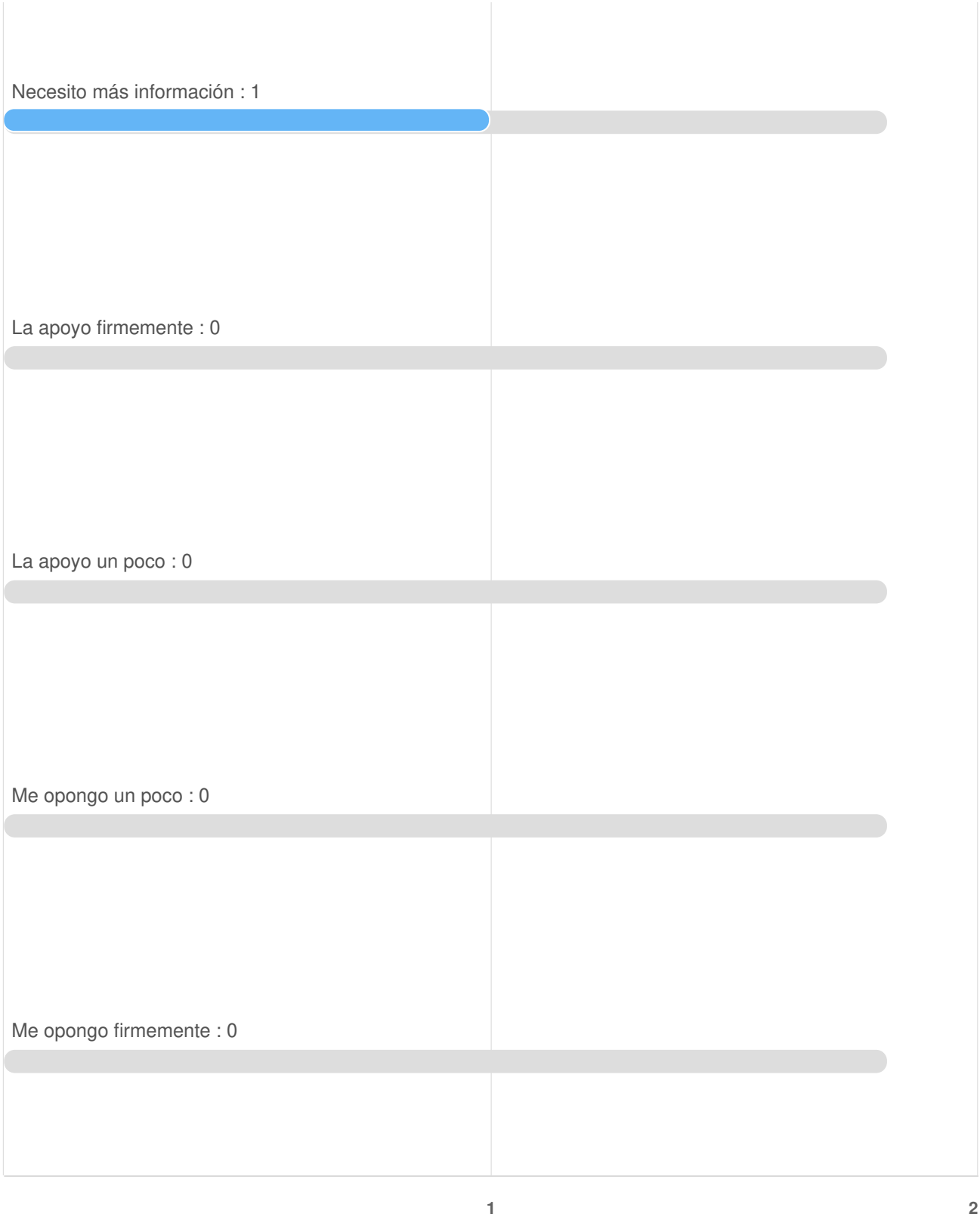

Agregar más conexiones regionales de transporte público

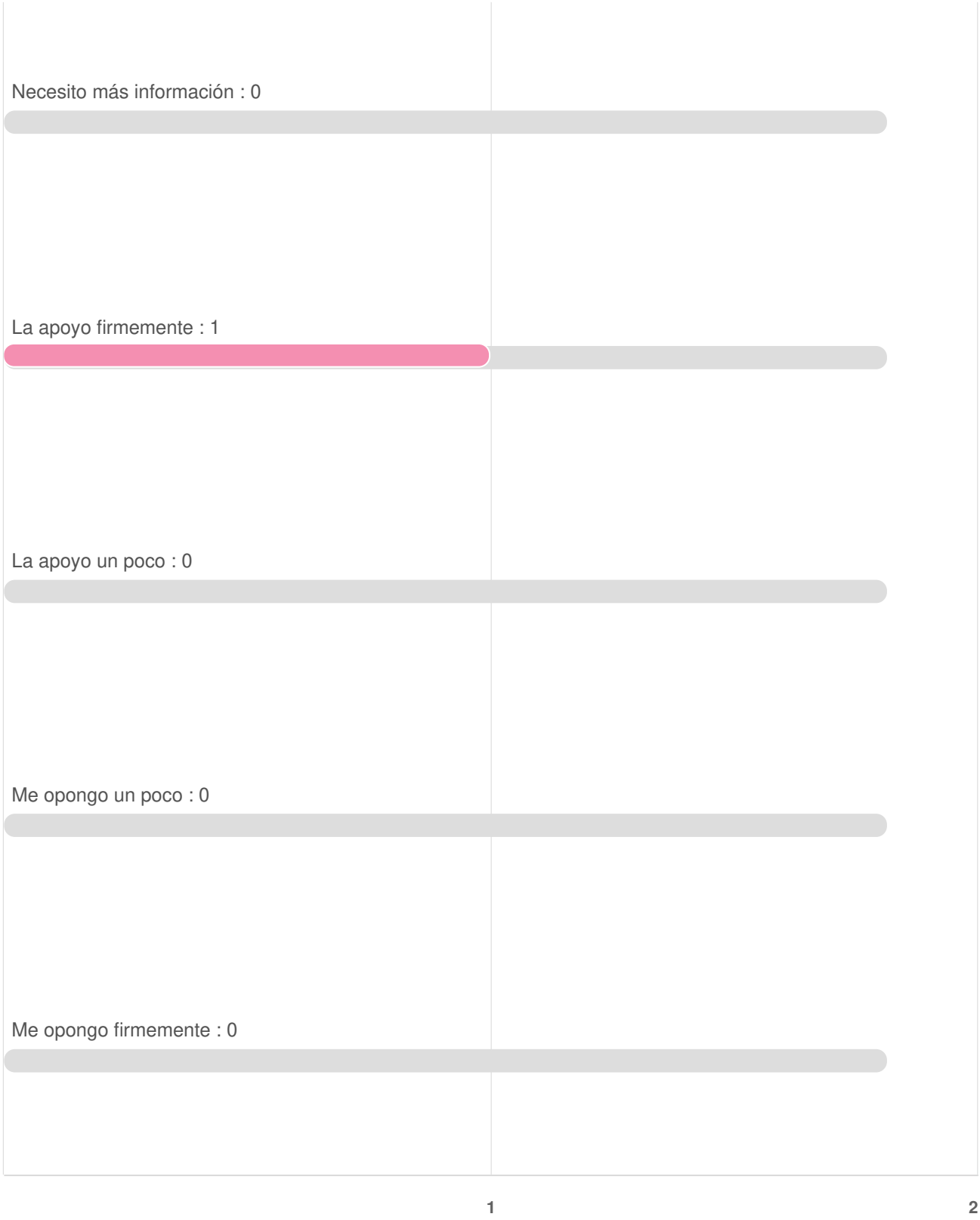

Promover que el estado imponga normas de construcción de cero emisiones netas

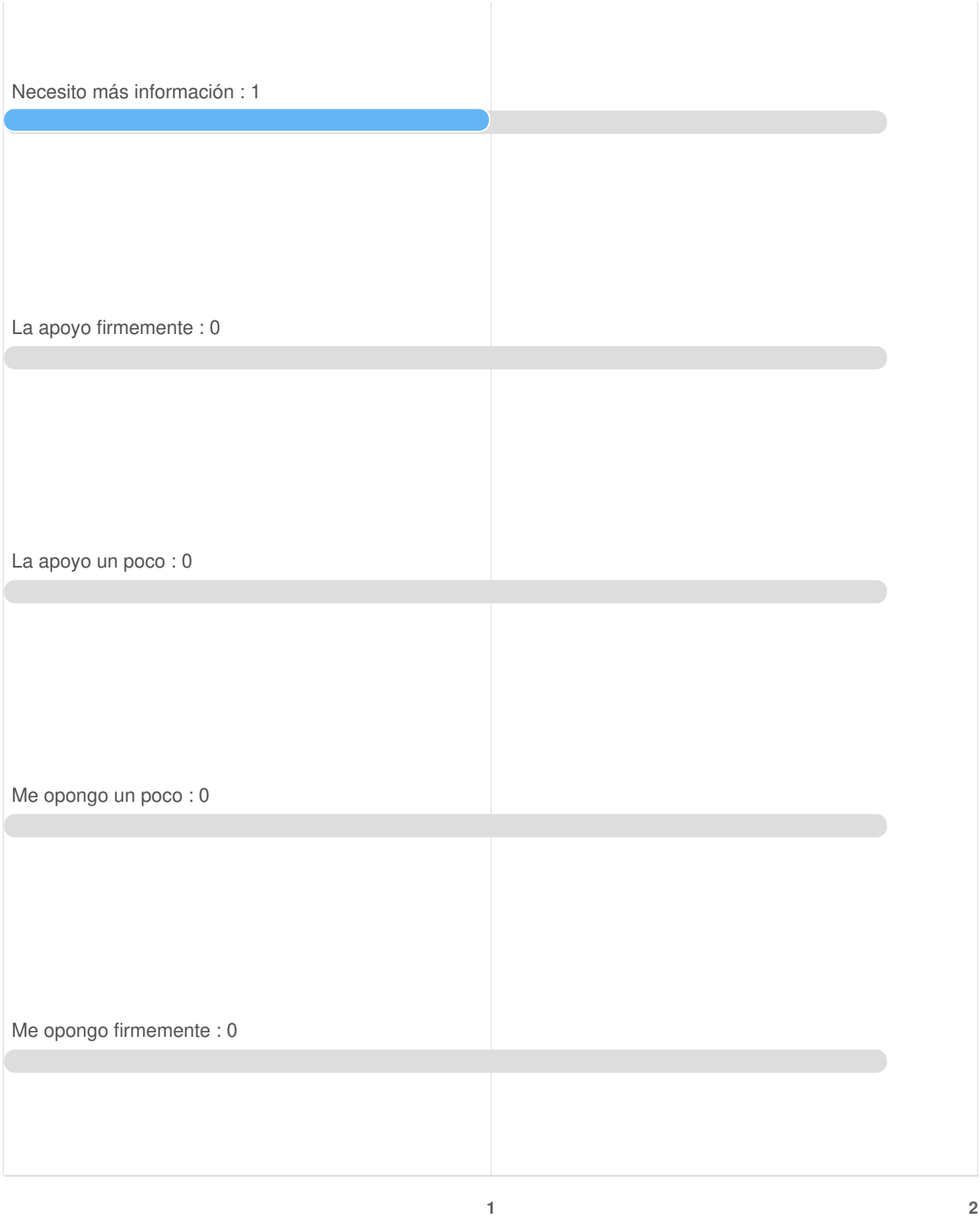

Q13 ¿Te interesa comprar o alquilar un vehículo eléctrico? (Marca la opción que más te interesa)

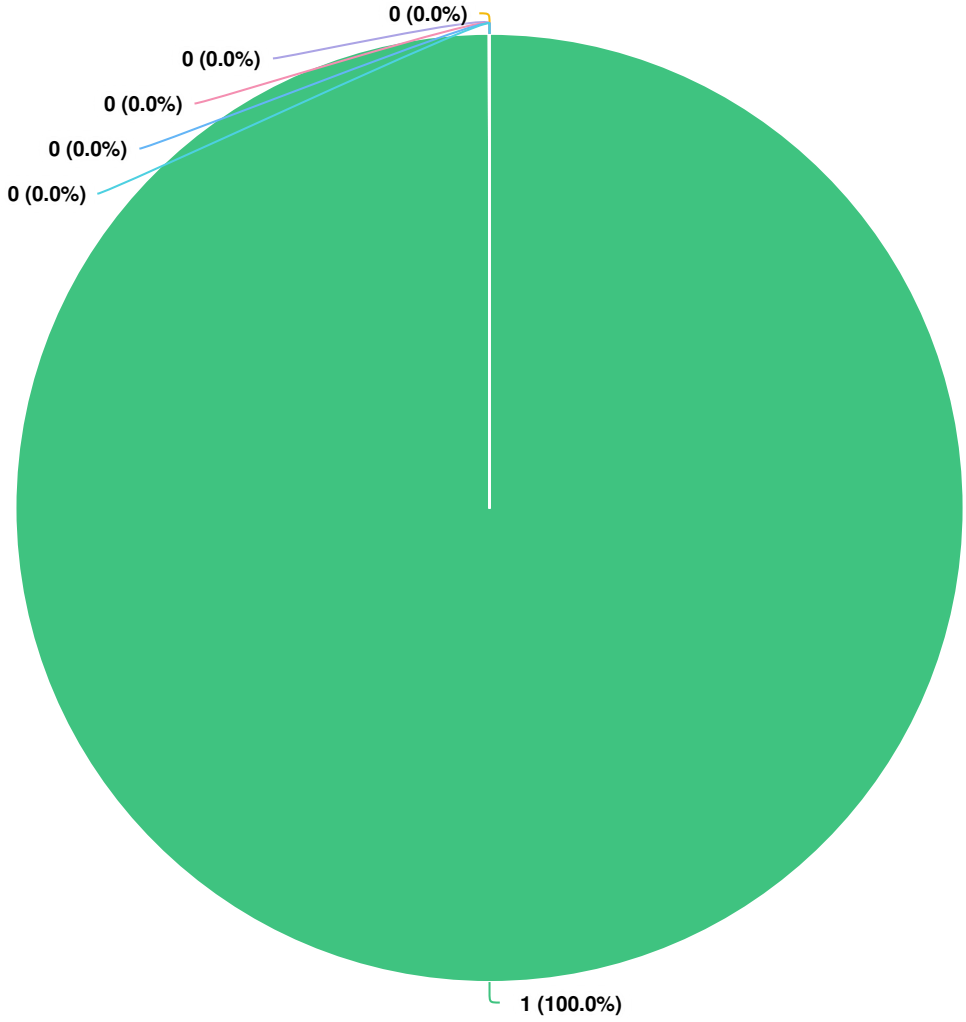

Question options

Ya tengo una bicicleta eléctrica
Ya tengo un automóvil o camioneta eléctrico
Sí, tanto un automóvil o camioneta como una bicicleta
Sí, una bicicleta
Sí, un automóvil o camioneta
No

Optional question (1 response(s), 0 skipped)
Question type: Radio Button Question

Q14 ¿Tienes algún obstáculo para comprar un automóvil o camioneta eléctrico? (Marca todos los que correspondan)

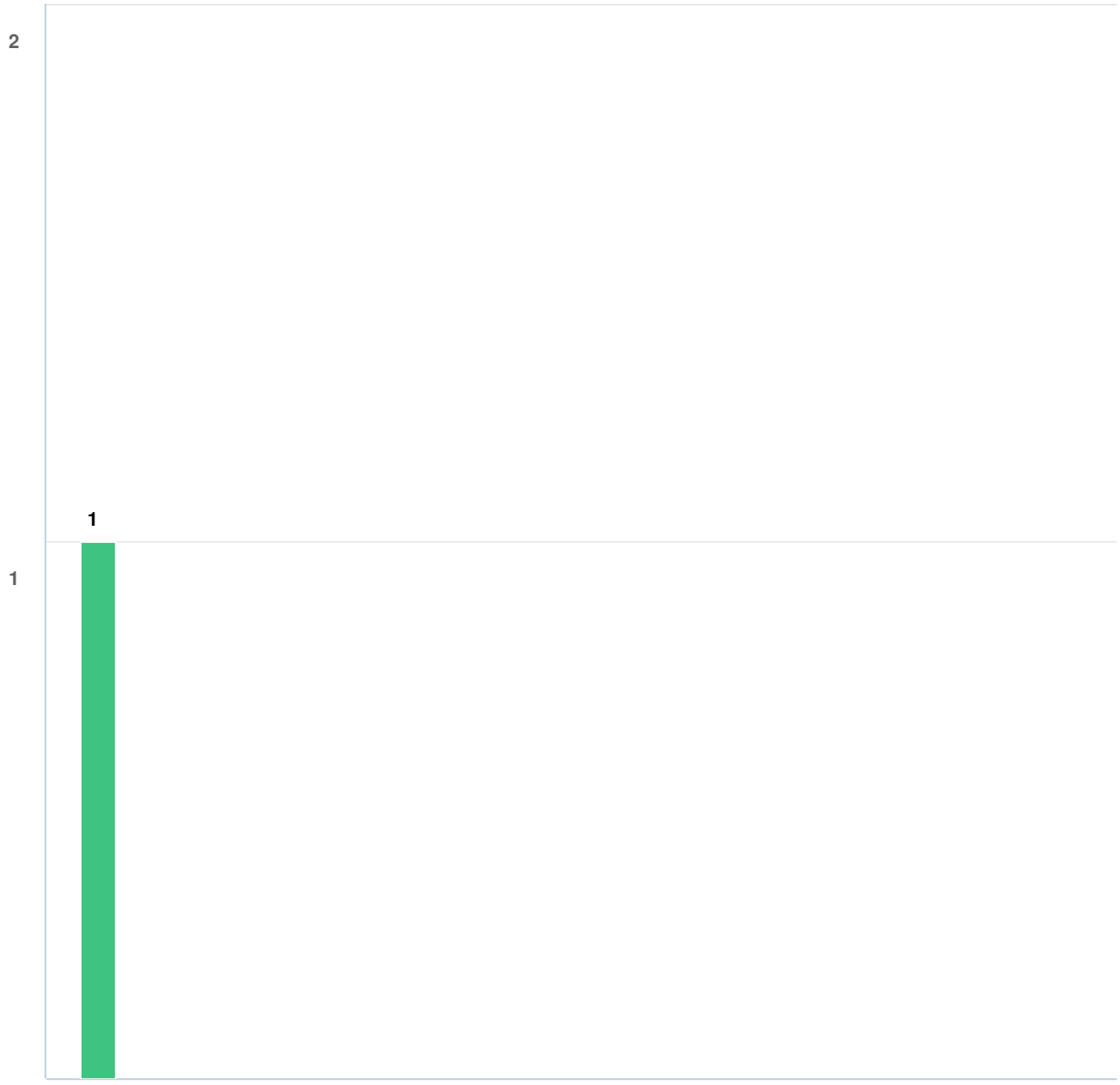

Question options

- Otro (especifica)
- Ya tengo o alquilo un automóvil o camioneta eléctrico
- No hay obstáculos
- No sé cómo deshacerme del vehículo que ya tengo
- No conduzco
- Mantenimiento: no hay suficientes mecánicos locales para dar servicio y mantenimiento a vehículos eléctricos
- Estaciones de carga: no sé si haya estaciones de carga a mi disposición para conducir un vehículo eléctrico de manera cómoda sin correr el riesgo de que se me agote la carga eléctrica
- Disponibilidad: es difícil encontrar uno que pueda comprar o alquilar
- Costo
- No me interesa comprar un automóvil o camioneta eléctrico

Optional question (1 response(s), 0 skipped)
Question type: Checkbox Question

Q15 ¿Qué apoyo necesitarías para hacer los cambios anteriores? (Marca todos los que correspondan)



Question options

Otro (especifica) Ya he implementado estos cambios Autoridad o permiso del propietario
Información sobre cómo hacer estos cambios por cuenta propia
Información sobre la mejora y qué tan bien funciona en nuestra comunidad No me interesa hacer estos cambios

Optional question (1 response(s), 0 skipped)
Question type: Checkbox Question

Q16 Comparte cualquier otra sugerencia que tengas sobre medidas que las personas pueden tomar para abordar el cambio climático (especifica)

Plan de accion climatica
4/11/2025 12:00 AM

Es importante dar este tipo de temas a los chicos en las escuelas y a la población en general informando con números reales de los impactos que hay si no cuidamos el medio ambiente Y realmente todo comienza desde nuestra casa

Optional question (1 response(s), 0 skipped)
Question type: Essay Question

Q17 Cuéntanos cuáles de las siguientes son verdaderas en tu caso (marca todas las que correspondan)



Optional question (1 response(s), 0 skipped)
Question type: Checkbox Question

Q18 ¿Con qué género te identificas? (Marca todos los que correspondan)

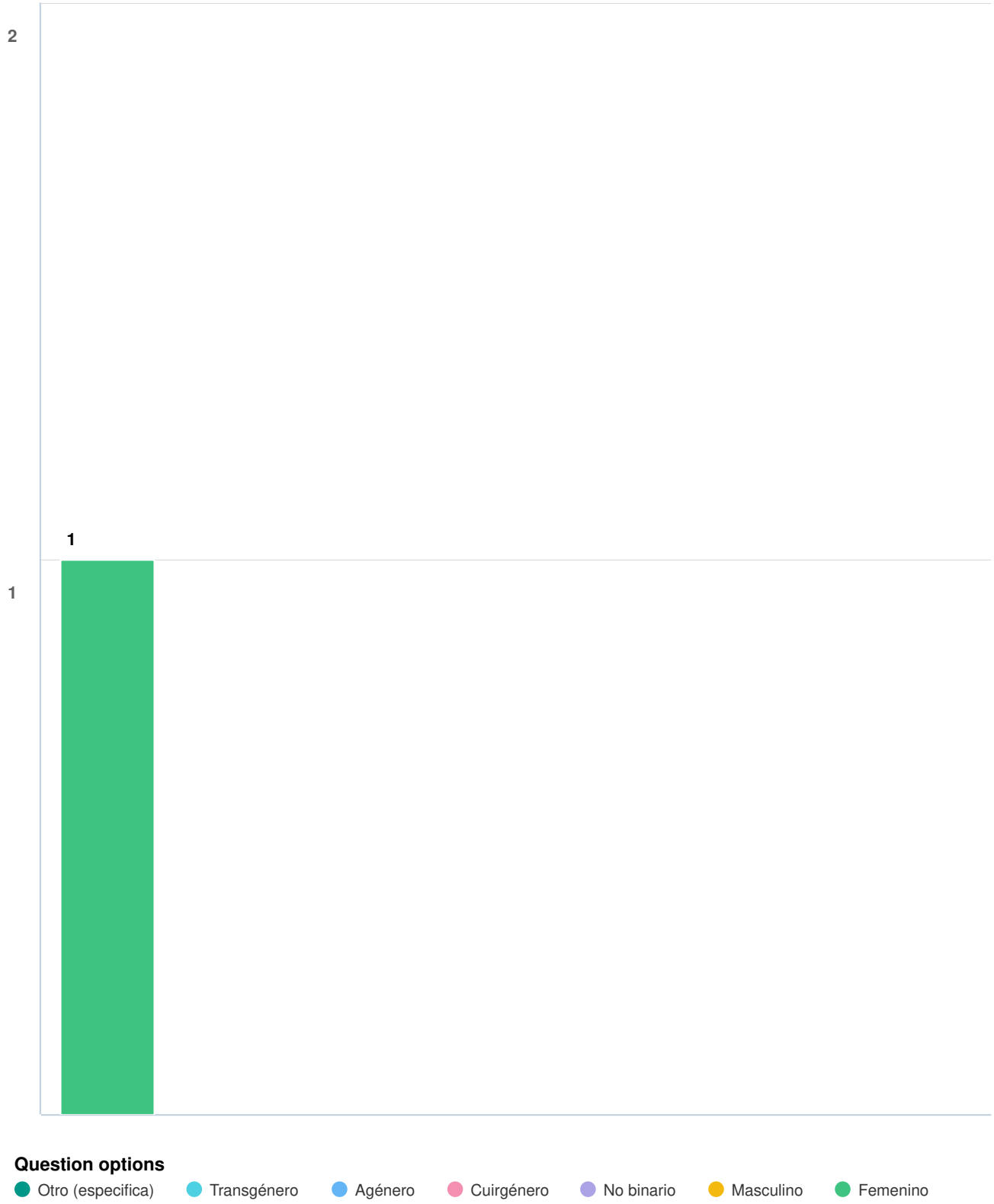

Optional question (1 response(s), 0 skipped)
Question type: Checkbox Question

Q19 ¿Qué edad tienes? (Marca una)

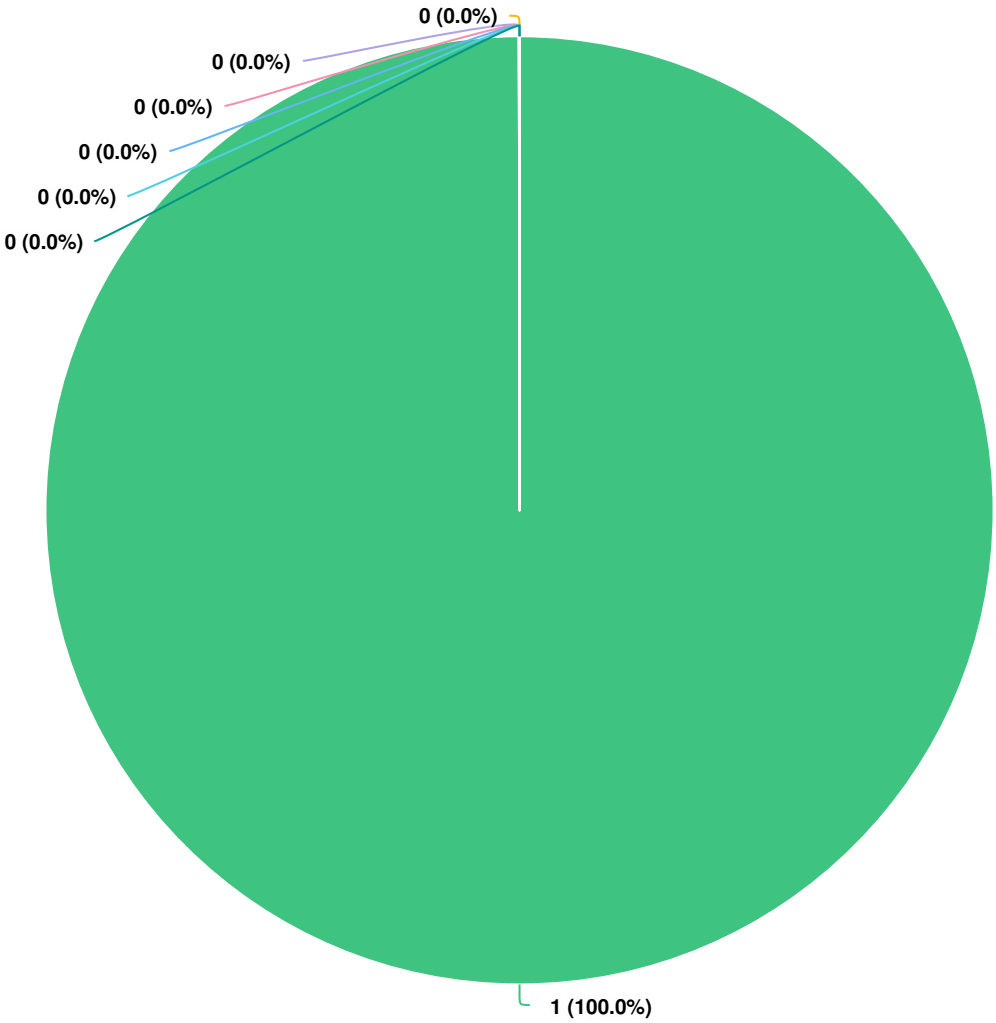

Optional question (1 response(s), 0 skipped)
Question type: Radio Button Question

Q20 ¿Con qué grupo racial o étnico te identificas? (Marca todos los que correspondan)



Optional question (1 response(s), 0 skipped)
Question type: Checkbox Question

Q21 ¿Te identificas con alguna de las siguientes? (Marca todas las que correspondan)



Question options

Otra (especifica) Una persona en situación de pobreza Una persona que tiene una discapacidad
Ninguna de las anteriores

Optional question (1 response(s), 0 skipped)
Question type: Checkbox Question

Q22 ¿Cuál es el código postal donde vives?

Plan de accion climatica 4/11/2025 12:00 AM	97070

Optional question (1 response(s), 0 skipped)
Question type: Single Line Question

Q23 ¿Eres propietario(a) de tu vivienda o la alquilas?

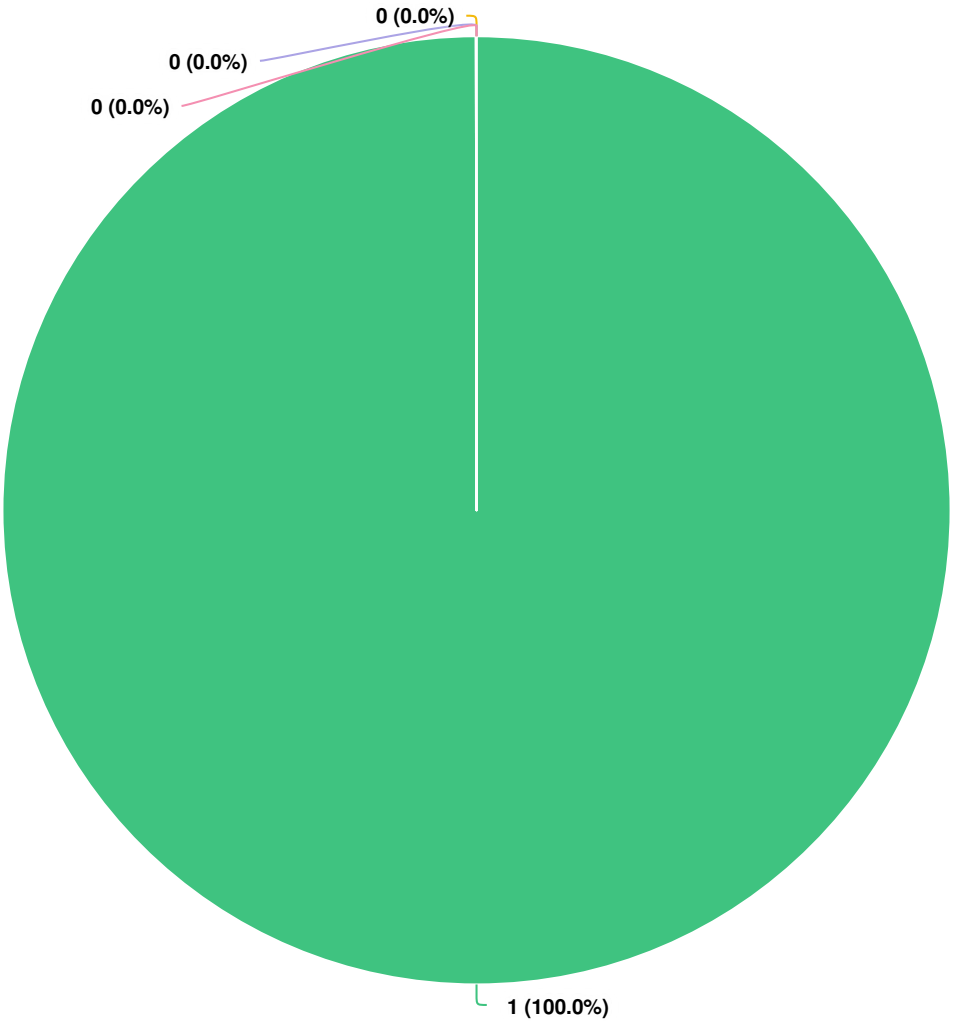

Question options

Otro (especifica) Prefiero no responder Soy propietario(a) de mi vivienda Alquilo mi vivienda

Optional question (1 response(s), 0 skipped)
Question type: Radio Button Question

Q24 ¿Cuál es tu modo de transporte más frecuente en viajes cotidianos de rutina (p. ej., para ir al trabajo, de compras, a citas médicas, etc.)? (Marca uno)

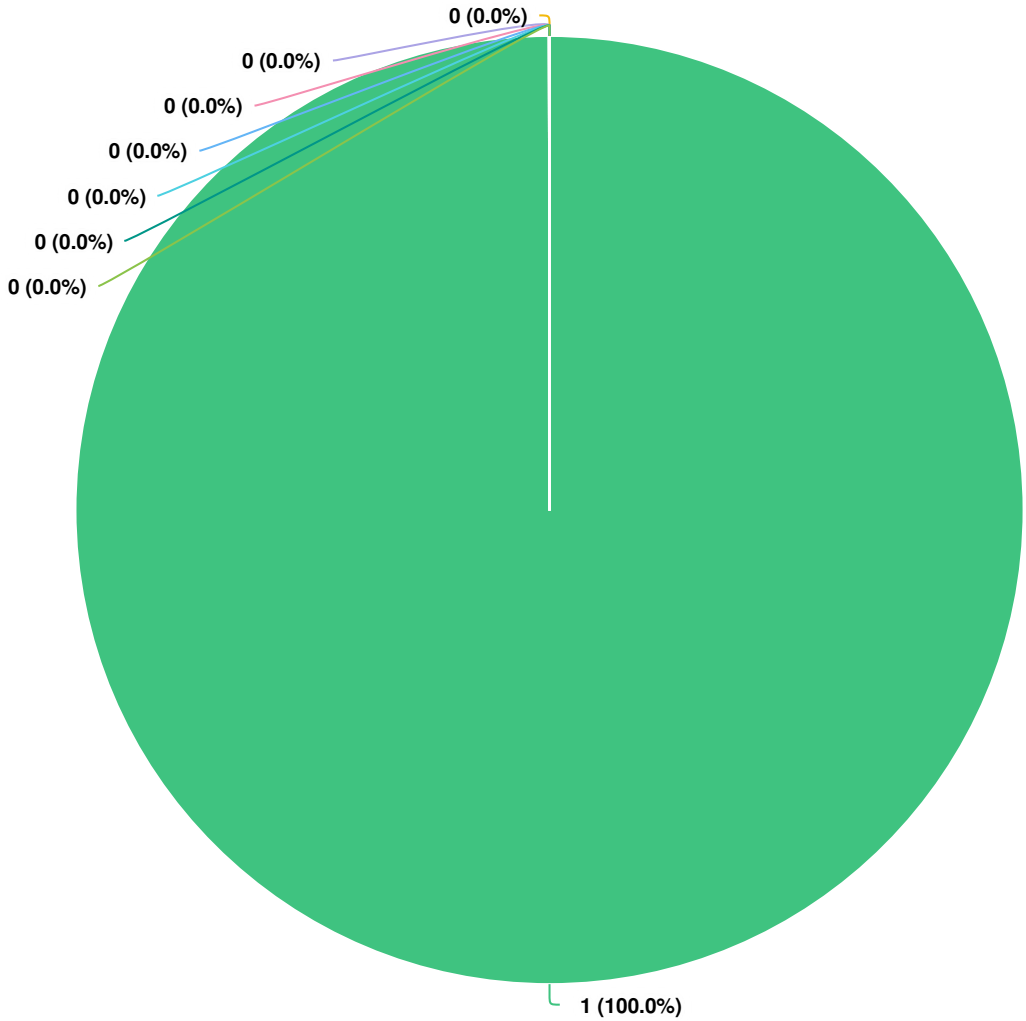

Question options

- Otro (especifica)
- No viajo
- Camino o uso un aparato de movilidad personal
- Monto una bicicleta
- Uso el transporte público (como un autobús o tren ligero)
- Uso un servicio de viaje compartido (como Uber o Lyft)
- Comparto vehículo (viajo en un vehículo particular con al menos una persona más)
- Uso un vehículo personal (automóvil, camioneta, furgoneta o motocicleta)

Optional question (1 response(s), 0 skipped)
Question type: Radio Button Question

Q25 ¿Qué tipos de transporte has usado en el último año? (Marca todos los que correspondan)



Optional question (1 response(s), 0 skipped)
Question type: Checkbox Question

Q26 ¿Cómo te enteraste de esta encuesta? (Marca todos los que correspondan)



Question options

Otro (especifica) · Reunión u otro evento comunitario · Noticieros · Por un amigo, vecino o familiar (en persona, por teléfono o en línea) · Boones Ferry Messenger (boletín de Wilsonville) · Biblioteca o ayuntamiento · Redes sociales · Tarjeta postal

Optional question (1 response(s), 0 skipped)
Question type: Checkbox Question

Business & Industry Survey

SURVEY RESPONSE REPORT
19 July 2019 - 29 April 2025

PROJECT NAME:
Climate Action Plan

GRANICUS

SURVEY QUESTIONS

Q1 How important is the issue of climate change to your business? (check one)

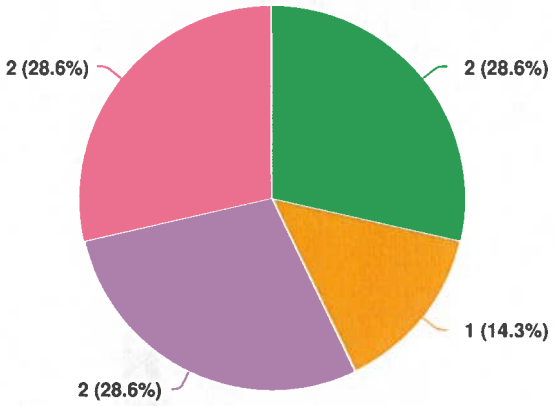

Question options

Very important Important Somewhat important Not important

Optional question (7 response(s), 0 skipped)
Question type: Radio Button Question

Q2 Who do you think should be responsible for addressing climate change? (check all that apply)

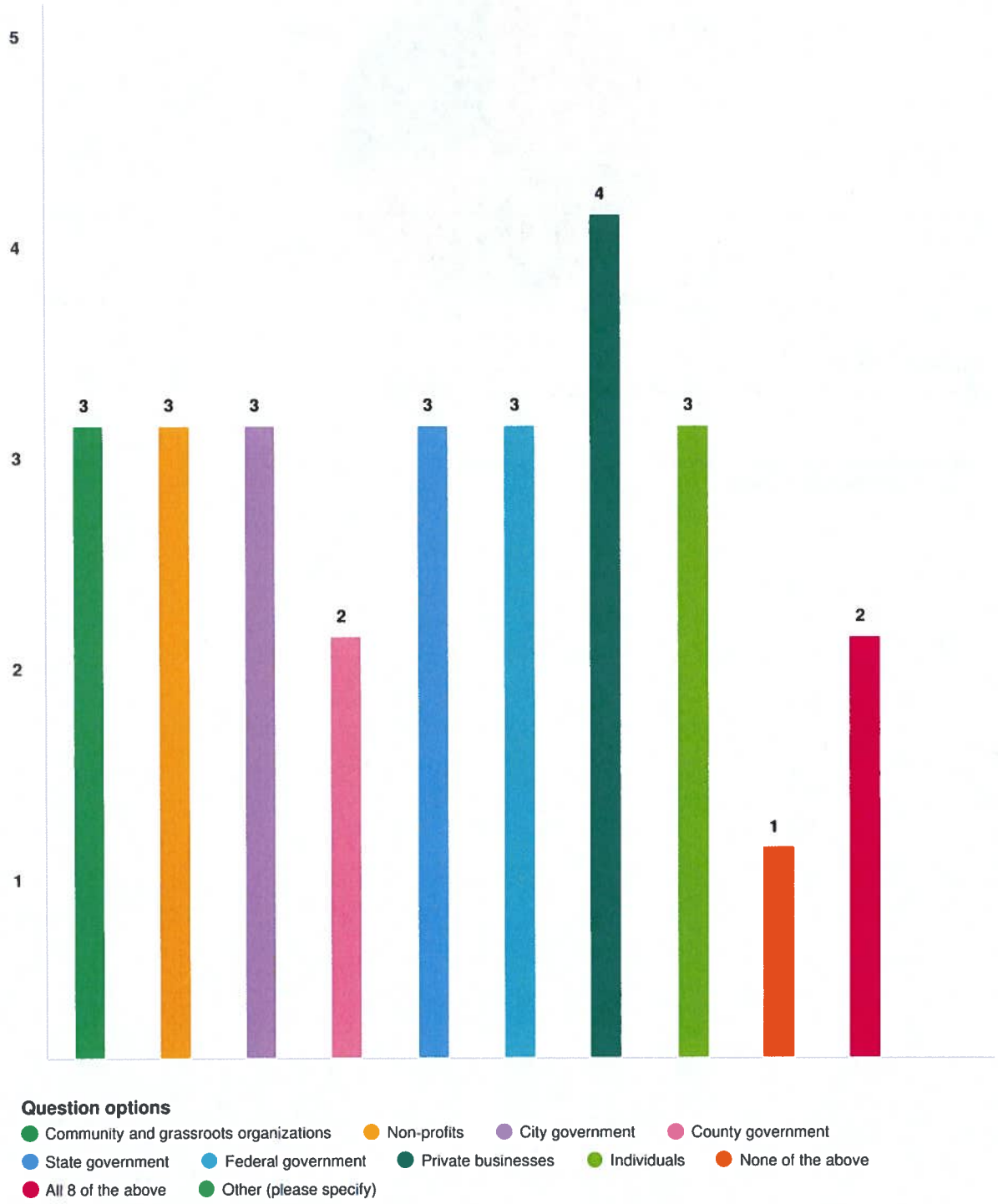

Optional question (7 response(s), 0 skipped)
Question type: Checkbox Question

Q3 What processes, technologies, or parts of your business use the most energy?

[redacted] 12/16/2024 01:27 PM	Manufacturing
[redacted] 12/16/2024 04:1[redacted] PM	Fuel costs for transporting goods.
[redacted] 1/03/2025 01:55 PM	electric motors used in agricultural and commercial applications.
[redacted] 1/06/2025 02:11 PM	Electrical machinery in the warehouse and door shop.
[redacted] 2/03/2025 02:06 PM	We use almost no energy here in Wilsonville. All of our work is outside city boundaries.
[redacted] 4/08/2025 01:00 PM	IT/Electrical
[redacted] 4/09/2025 11:16 AM	Auto Repair Shop

Optional question (7 response(s), 0 skipped)
Question type: Essay Question

Q4 From a sustainability perspective, what are the most important areas of concern for your business? (check all that apply)

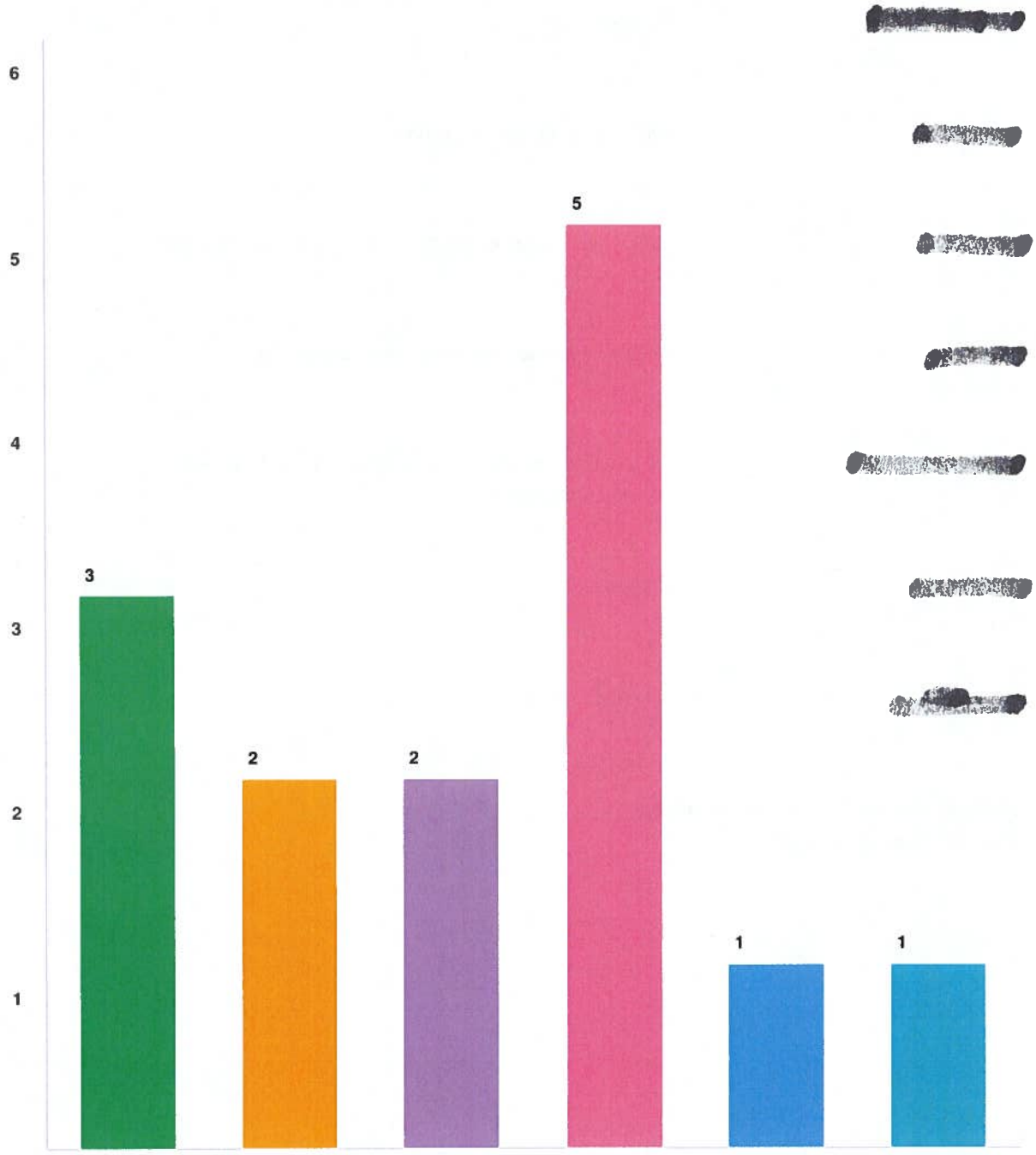

Optional question (7 response(s), 0 skipped)
Question type: Checkbox Question

Q5 What practices or initiatives (e.g., new technologies, recycling, energy efficiency, etc.) have your business implemented to reduce energy use and emissions? (check all that apply)

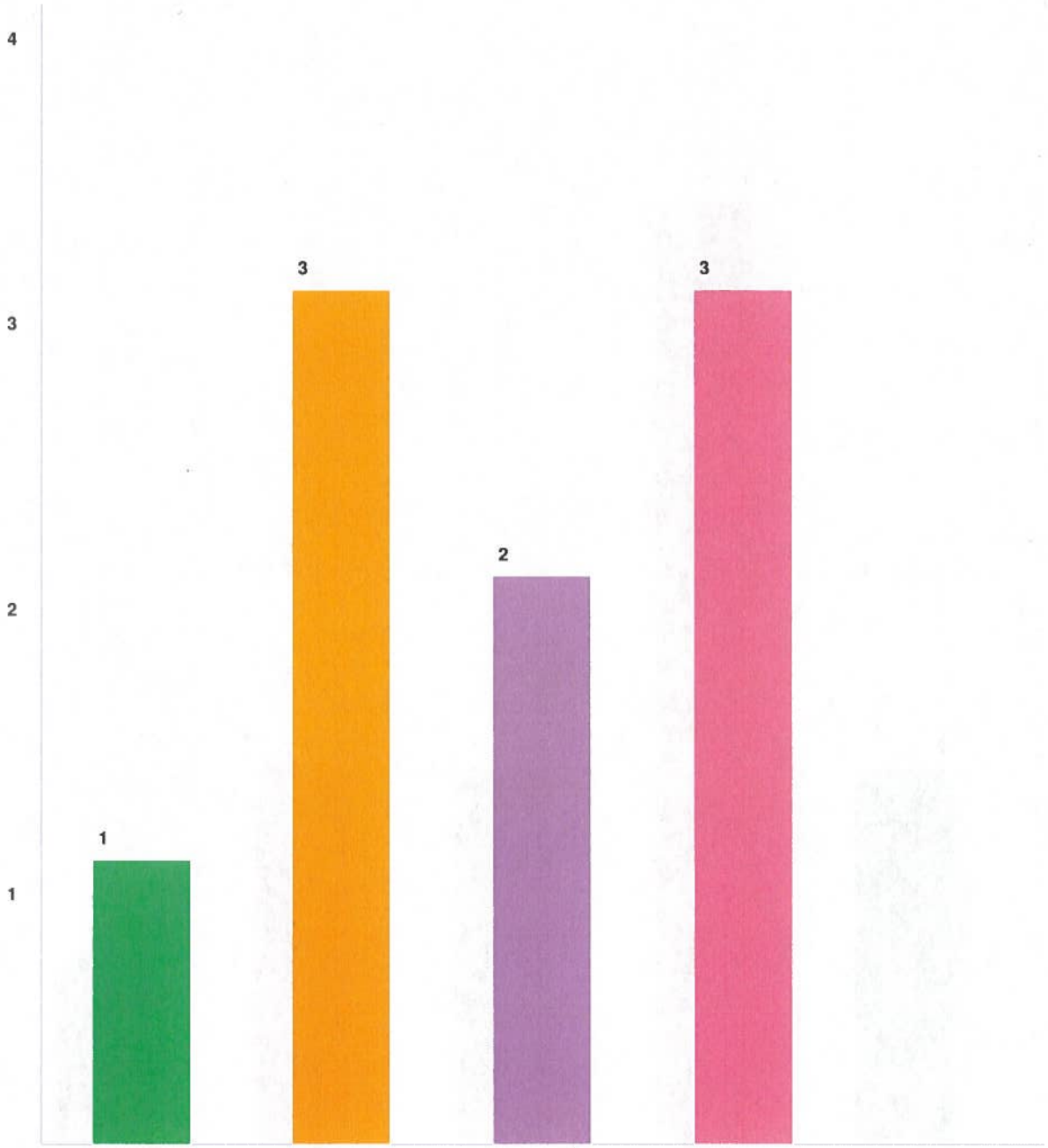

Optional question (6 response(s), 1 skipped)
Question type: Checkbox Question

Q6 What are your business's motivations for reducing energy use and emissions? (check all that apply)

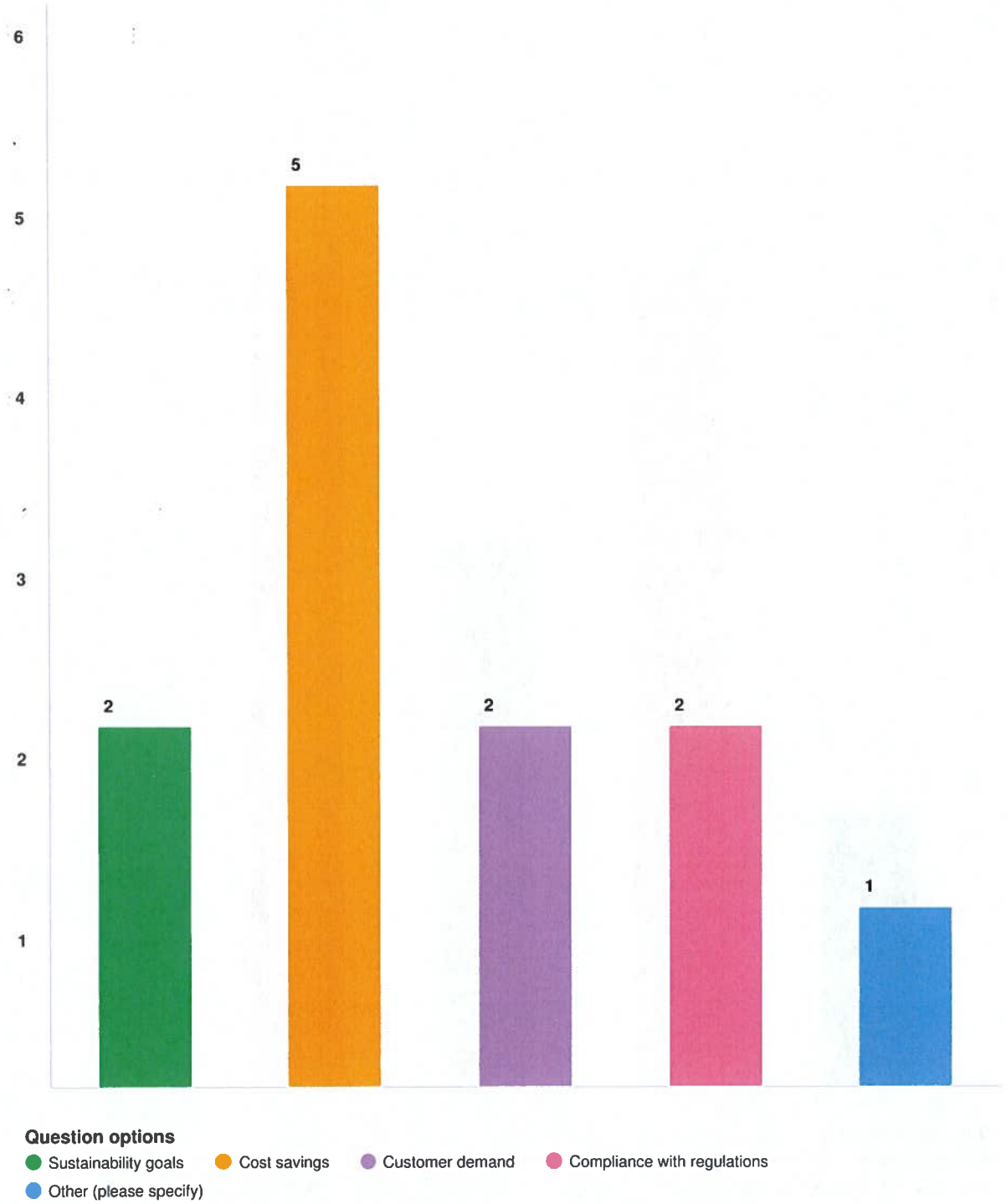

Optional question (7 response(s), 0 skipped)
Question type: Checkbox Question

Q7 Are there any barriers to reducing energy use and emissions?

[redacted]a 12/16/2024 01:27 PM	Mostly logistically
[redacted] 12/16/2024 04:10 PM	Current infrastructure and energy production is not sufficient to effectively power all electric fleets.
[redacted] 1/06/2025 02:11 PM	no
[redacted] 2/03/2025 02:06 PM	Wilsonville resides between Oregon's largest city and the state capital. Most of our businesses and residents reside here because of this. We must plan for the majority of our employees and residents owning and using an automobile every day.
[redacted] 4/08/2025 01:00 PM	Excessive government participation
[redacted] 4/09/2025 11:16 AM	Lack of state and federal incentives considering the cost or retrofitting is very high

Optional question (6 response(s), 1 skipped)
Question type: Essay Question

Q8 Are there emerging technologies or innovative solutions that could significantly reduce your business's energy use and emissions?

[redacted]

[redacted]
12/16/2024 01:27 PM

N/A

[redacted]

[redacted]
12/16/2024 04:10 PM

No, we are as efficient as we can get and the emissions from current petroleum products would simply be offset by lithium and cobalt mining to create batteries for electric fleets.

[redacted]

[redacted]
1/03/2025 01:55 PM

solar and batteries

[redacted]

[redacted]
1/06/2025 02:11 PM

no

[redacted]
2/03/2025 02:06 PM

No

[redacted]

Optional question (5 response(s), 2 skipped)
Question type: Essay Question

Q9 Does your business have established targets for reducing energy use and emissions? If so, please share what those targets are and how you are tracking progress (e.g., annual reports, public disclosures, etc.)?

[redacted] 12/16/2024 01:27 PM	Not yet; in progress
[redacted] 12/16/2024 04:10 PM	n/a
[redacted] 1/06/2025 02:11 PM	no
[redacted] 2/03/2025 02:06 PM	No
[redacted] 4/09/2025 11:16 AM	We comply with factory standards for becoming a "Green Dealer" across the auto group, including Wilsonville CJDR

Optional question (5 response(s), 2 skipped)
Question type: Essay Question

Q10 How can the City of Wilsonville help your business reduce their energy use and emissions? (Check all that apply)

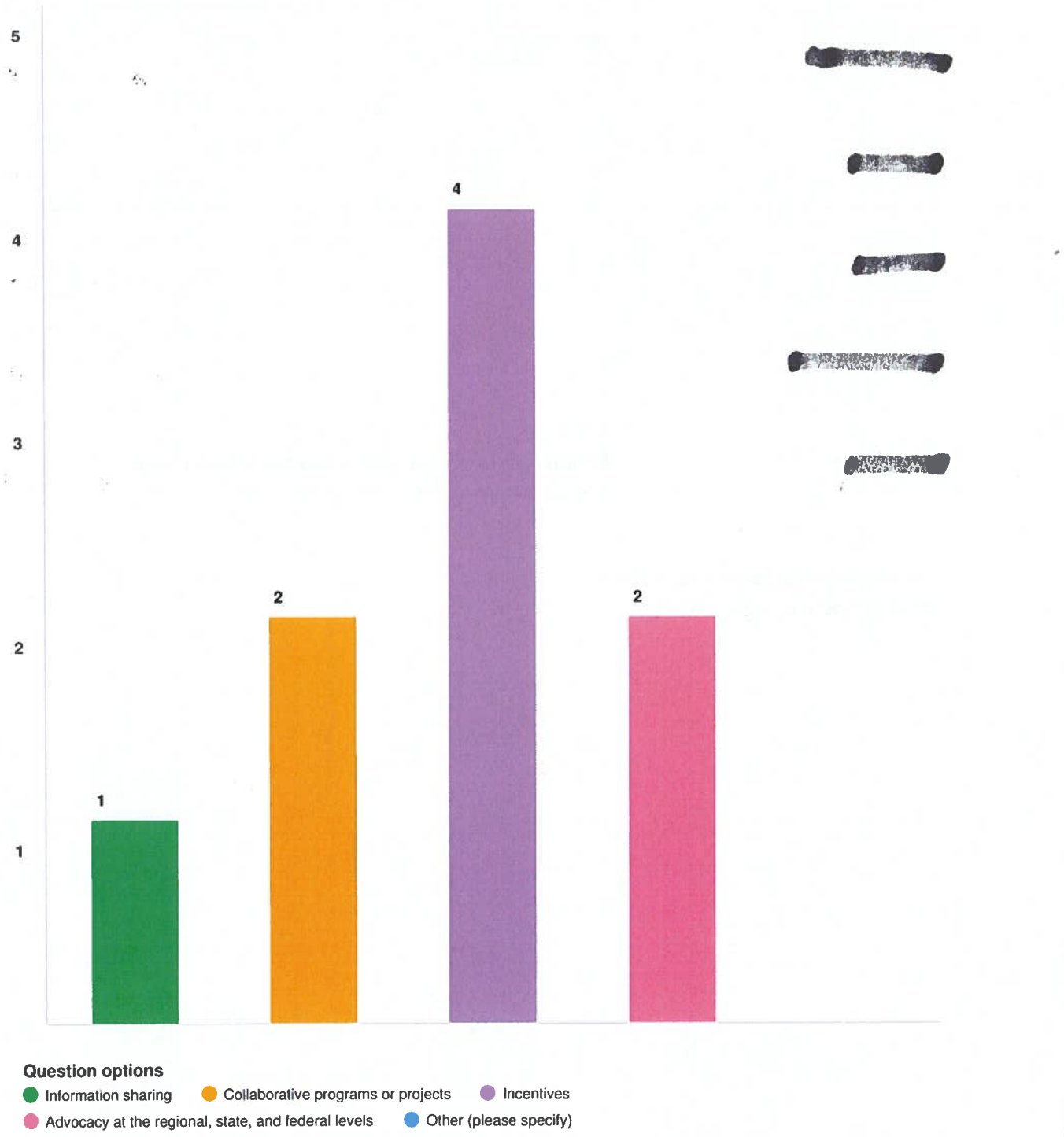

Optional question (5 response(s), 2 skipped)
Question type: Checkbox Question

Q11 Is there anything else you would like to share that we have not covered?

[redacted]
12/16/2024 01:27 PM

No

[redacted]
1/03/2025 01:55 PM

It is great that you are developing a climate plan but curious that Wilsonville is building new housing communities which are a significant contributor to greenhouse gasses. Why is that happening? [redacted]

[redacted]
1/06/2025 02:11 PM

no [redacted]

[redacted]
4/08/2025 01:00 PM

My hope is that the city would provide options for participation, and potentially incentives, as opposed to mandates. I am also co[redacted] about the planning/building cost increase that could come with such a plan, and that mandates would serve to stifle new business growth in the city or expansion and optimization by current businesses. [redacted]

Optional question (4 response(s), 3 skipped)
Question type: Essay Question

Q12 Would you like to stay connected and support ongoing collaboration as we develop the Climate Action Plan? If so, please provide the appropriate contact information (i.e., name, email address, and phone number).

[redacted]

[redacted]
12/16/2024 01:27 PM

Carlos Zapata czapata@twistbioscience.com (415) 610-6151

[redacted]

[redacted]
1/03/2025 01:55 PM

Yes, please keep us informed. We are currently on your email list

[redacted]

[redacted]
1/06/2025 02:11 PM

no thank you

[redacted]

[redacted]
2/03/2025 02:06 PM

Elizabeth Peters epeters@petersco.net

[redacted]
4/09/2025 11:16 AM

Yes. Josh Tompkins - jtompkins@dicksautogroup.com

Optional question (5 response(s), 2 skipped)
Question type: Essay Question

Planning Commission Record

Articles

lsonvilleSpokesman

ary 19, 2025 • Vol 42, Issue 8 • $1

G RAPIDLY | For breaking stories and the latest headlines, visit wilsonvillespokesman.com

TOWN CENTER LOOP E
LLE OR 97070-9454
******CRLOT**R009
000004
nons

rief winter-lude



STAFF PHOTOS: KRISTA KROISS

Marty and Erika Valentine pose with their child, Arlo, next to their (unfinished) snowman in Memorial Park. Erika Valentine is the Arts & Culture Program Coordinator with the city of Wilsonville.



orial Park coated in snow.



Logan Smit, 13, sleds off of a ramp made with a skateboard and packed snow.

Wilsonville evaluating how to lower carbon emissions

City will adopt Climate Action Plan this spring

By KRISTA KROISS
Staff Reporter

The Wilsonville City Council may consider some ambitious strategies to lower carbon emissions.

A draft list of potential actions to reduce emissions was presented to the council at a work session on Monday, Feb. 3 as part of the city's Climate Action Plan. The plan is expected to be adopted this spring and will address causes and impacts of climate change in Wilsonville.

Wilsonville Natural Resources Manager Kerry Rappold said the city's work so far has been roughly based on emissions targets set by an executive order from former Oregon Gov. Kate Brown, which were to reduce carbon emissions by 45% from 1990 levels by 2035 and 80% by 2050.

Potential actions were grouped into various categories, including energy generation, residential buildings, land use transportation and waste. Some proposed actions include building 30% of new housing in Town Center to encourage residents to walk and use transit, having 100% of new buildings powered by solar or renewable energy by 2035, and achieving net-zero emissions for 25% of new buildings by 2030 and 50% by 2040.

Other possible actions include using air source heat pumps on 90% of buildings by 2040, diverting or reducing 50% of organic waste from landfills by 2030 and reducing industrial energy use by 20%.

Another ambitious possibility includes achieving a shift in transportation modes so that 8% of residents use carpool, 11% walk for trips under 1.25 miles, 5% bike for

See EMISSIONS / A3

splay highlights Oregon uring Civil Rights years



STAFF PHOTO: KRISTA KROISS

The 'Racing to Change: Oregon's Civil Rights Years' exhibit will be on display in the Wilsonville Public Library through Friday, Feb. 28.

Educators push for workforce development funding

Wilsonville representative's bill would support early childhood education programs

By ALEX BAUMHARD
Oregon Capital Chronicle

Over the past few years, the Oregon Legislature has responded to industry-wide labor shortages in manufacturing, tech and health care by directing millions of dollars to workforce development programs. Now, education advocates say it should do the same for child care and preschool teachers.



COURTESY PHOTO: JULIA SHUMWAY, OREGON CAPITAL CHRONICLE

Then Gov.-elect Tina Kotek, center, participates in a conversation about early childhood education in Yamhill County in December 2022. A new proposal being considered by the state Legislature would invest $20 million in early childhood educator workforce development.

State Rep. Courtney Neron, D-Wilsonville, introduced House Bill 3011 to direct $20

17 community colleges. Early childhood education entails

child care and preschool pro-

degree and certificate programs at the state's public universities and colleges, and the rest

COURTESY PHOTO: CITY OF WILSONVILLE

ih Rocker, Public Programs and
fts manager for Oregon Black
ers, will give a presentation on
istory of Black exclusion laws in
n.

ilsonville peaker to scuss history Black clusion laws Oregon

k is part of versity, Equity nclusion eaker Series

RISTA KROISS
f Reporter

ıose unfamiliar with the ory of Black exclusion in Oregon have the ortunity to learn from pcoming speaker in ıonville.

6 p.m. on Tuesday, Feb. 25, gon Black Pioneers Public grams and Exhibits man- Mariah Rocker will give a entation in the Wilsonville ic Library titled "Black usion in Oregon" to honor k History Month. The t will be the latest in onville's Diversity, Equity clusion Speaker Series. the presentation, Rocker discuss "the complex ry of Black exclusion laws, slavery influence and the state versus slave state te."

his presentation explores dynamics and their pro- d impact on Oregon's Black nunity," the flyer said.

Education

■ *From Page A1*

State University found that, statewide, there were enough early child care educators for just one in five kids under 2 and about one in three kids between ages 3 and 5. In 12 of Oregon's 36 counties, less than 10% of kids 2 and younger had access to early childhood education or child care.

"We have centers across our state operating below capacity because of the lack of available qualified early educators. Oregon has centers that maintain an average 18-month long wait list, especially for infant toddler care," Amy Luhn, director of Oregon State University's Family Resource Center, told the House Committee on Higher Education and Workforce Development on Tuesday.

Suey Linzmeier, executive director of Head Start of Yamhill County, told the committee that her program had 138 preschool-age kids on its waiting list during the 2023-24 school because it didn't have enough teachers.

The Head Start program requires teachers to have at least an associate degree in early childhood education or a related field. Statewide, about half of child care providers have an associate, bachelor's or graduate degree, and about one-quarter have some college, a certificate or a foreign degree, according to Oregon State's analysis.

More qualified teachers could have helped Yamhill Head Start not only serve more kids, but keep more of its funding during the 2023-24 school year.

"We had to reduce the number of children we serve and give back $1 million of funding that would have supported families in Yamhill County," she told the committee.

This story was originally published by Oregon Capital Chronicle and used with permission. Oregon Capital Chronicle is part of States Newsroom and can be reached at info@oregoncapitalchronicle.com.

Nominate an Amazing Kid from your neighborhood

Will be honored in annual special section



Do you know a kid in your life who is simply amazing? Nominations are now open!

Amazing Kids is part of our ongoing series honoring exceptional people in our local communities.

Amazing Kids honors young people enrolled in public, private, alternative and home schools ranging in age from kindergarten through high school. While they may be accomplished in many areas — such as academics, music, dance or sports — this award is based on their activities in service to the community.

Your nominee can be any student in a local elementary, middle school, high school, charter school, private school, home school or alternative education program who lives or attends school in a community served by a CMG-Oregon newspaper.

Amazing Kids will be honored in a special edition that will be distributed in our printed newspapers, on our websites and in email newsletters during the month of May. Their inspirational stories will reach more than 425,000 readers.

Help us share these amazing and inspirational stories. If you or your business would like to learn more about how you can sponsor an Amazing Kid in your community, contact Brian Monihan at bmonihan@pamplinmedia.com.

Jules Rogers is the editor of Your Oregon News.

Emissions

■ *From Page A1*



STAFF FILE PHOTO

trips between 1.25 miles and 3 miles and 13% use public transit by 2040. Rappold said this would essentially triple the current numbers for each of these categories.

Rappold said implementation measures for these actions could include regulatory actions or incentives, among other options.

The current state of emissions in Wilsonville

The work session presentation showed 46% of Wilsonville's greenhouse gas emissions came from transportation in 2021 — the largest of all sources. Commercial emissions were 24% of the total, 15% were residential and 14% were industrial. Methane from landfills accounted for 1%.

Modeling projecting Wilsonville's carbon emissions through 2050 shows emissions will begin to level under a "business as planned" scenario, which factors in approved and funded climate policies such as the state's Climate Friendly and Equitable Communities regulations. Rappold said a future model will show the expected results of Wilsonville's climate plan actions.

Rappold said that the modeling accounts for sequestration, or vegetation absorbing carbon, but that is not enough to curb Wilsonville's emissions.

"Really, cutting emissions is the key to this, in terms of controlling climate change," Rappold said.

Results of a recent city survey show that 88% of respondents listed climate change as important or very important, but after a question from Councilor Adam Cunningham Rappold said that only 16 people responded to the survey.

Rappold said a survey conducted by Clackamas County three years ago, which had 33 responses from Wilsonville residents, showed 76% ranking climate change as important or very important.

Rappold said the city is halfway through the planning process, and said the draft plan will include estimated costs.

The Boones Ferry Messenger

Monthly newsletter of the City of Wilsonville

April 2025

City's Longest-Tenured Employee to Retire After 30 Years of City Planning

April presents two significant career milestones for Chris Neamtzu. The City's community development director celebrates 30 years with the City of Wilsonville on April 17. Two weeks later, on April 30, he is retiring.



Chris Neamtzu

"I knew that I wanted to achieve the 30-year milestone," said Neamtzu, the City's longest-tenured employee. "I contemplated going longer, but I think the time is right. Life is so short; you've got to do what you want to do while you still can."

A career in public service wasn't Neamtzu's original plan. He aspired to be a planning consultant, shaping projects throughout many communities.

"It didn't take me very long to figure out that city planning at local level, where you can actually influence change and see things happen over a period of time, is far more gratifying," Neamtzu said.

Neamtzu has worn a number of hats in Wilsonville, rising through the ranks from assistant planner, to long-range planning manager to planning director, to director of community development. For three decades, he's played a major role in the layout and design of the City's neighborhoods, parks, and commercial/industrial developments.

"Trees have always been a special part of my assignment here in Wilsonville, and something I'm deeply passionate toward."

"Chris is one of the finest public servants I've had the pleasure to serve with, and his contributions to Wilsonville's livability will live on for decades," said City Manager Bryan Cosgrove. "His collaborative, service-driven approach endured him to his colleagues, the City's executive team, and every customer that walked into City Hall."

From start to finish, Neamtzu has led City efforts to support the health and protection of Wilsonville's trees.

He wrote the application that first earned the City recognition as a "Tree City USA," a distinction now earned for 27 years and running. He was among the designers of Graham Oaks Park, the linear parks of Villebois, and virtually every other City park. His 2001 Natural Resources Protection Plan has ensured the protection of countless acres. More recently, he has led the City's work to combat the invasive

Continued on Page 5



Last year, about 80 volunteers participated in Wilsonville Environmental Resource Keepers Day (a.k.a. WERK Day), an annual event to clean up Memorial Park ahead of the summer season. One of many City volunteer opportunities, this year's WERK Day takes place on May 10. Learn more about City volunteer opportunities at **ci.wilsonville.or.us/volunteer**

Mayor's Message

The Spirit of Volunteerism is Alive and Well in Wilsonville

Those willing and able to consistently make time and effort to give back to their community deserve our gratitude and admiration.



Time is a limited resource, yet so many Wilsonville residents give their all to lift City programs, schools, communities of faith, youth sports teams, local non-profits, and other local service organizations.

April is Volunteer Appreciation Month, and this feels like an appropriate time to express my thanks to the many selfless, inspiring volunteers who build community here in Wilsonville. It's a big part of what makes this place special.

At any given time, 200-300 people are actively volunteer to support City of Wilsonville programs. These volunteers clean up roads, shelve Library books, deliver meals to homebound seniors, and complete countless other duties that make life better for their neighbors.

When parents and grandparents volunteer, they set a positive example that can inspire our children and grandchildren to follow in their footsteps.

About 80 of those individuals serve as members of one of the City's boards and commissions. Volunteer board members help provide oversight of City land use planning, budgeting, tourism strategy, parks and recreation programs, and much more.

Soon I'll begin to conduct interviews to place new members on the Arts, Culture, and Heritage Commission, the Library Board, and the Tourism Promotion Committee. I encourage you to apply by April 30 at **ci.wilsonville.or.us/boardapply** if you'd like to be considered.

Mahatma Gandhi said it best: "The best way to find yourself is to lose yourself in the service of others."

Research shows that volunteerism improves our mental and physical health. When parents and grandparents volunteer, they set a positive example that can inspire our children and grandchildren to follow in their footsteps. Volunteering can provide a sense of purpose; foster new, stronger friendships; and greatly bolster a résumé or college application.

From my experience on the Budget Committee and the Development Review Board, I've seen first-hand how people with vastly different viewpoints and experiences can come together to serve the greater good. I look forward to interviewing applicants, and am eager to identify people ready to put their diverse work histories and life experiences, empathy, and passion to work for Wilsonville.

If you'd like to learn more about some of the City's volunteer opportunities, visit **ci.wilsonville.or.us/volunteer**. Or ask an organization you support if they need volunteers.

Helping others feels good, and I appreciate that the spirit of service is alive and well in Wilsonville. Thanks for all you do.

Shawn O'Neil, Mayor



Back-to-Back 5A Football Champs Pay a Visit to City Hall

Wilsonville High School's football players, coaches and team managers recently visited City Hall to celebrate the Wildcats second consecutive Oregon School Activities Association 5A State Championship.

Just the third team ever to win back-to-back 5A football titles, the Wildcats concluded their 11-2 season with a 56-35 win over previously unbeatean Mountain View. Quarterback Mark Wiepert was named Oregon's 5A Player of the Year.

City of Wilsonville
29799 SW Town Center Loop East
Wilsonville, OR 97070

PRSRT STD
U.S. Postage Paid
Wilsonville, OR
Permit No. 104

Postal Customer

Planning Commission Public Hearing Record
April 2025
(October 8, 2025)
Attachment 3
City of Wilsonville

Councilor Cunningham Gets Off Sidelines, Into Governance

Adam Cunningham says his decision to run for City Council this summer was motivated by a desire to help facilitate the changes he was hoping to see.

"Anywhere you live, you're going to have gripes and not agree with everything," he said. "I decided that rather than just complain, I would throw my hat in the ring to be part of the process of finding solutions and not just sit on the sidelines."

His first impression of public service?

"In the past several weeks, I have grown extremely optimistic of what this Council can accomplish," Cunningham said. "If we continue to listen to the voices of our citizens and honor the will of our voters, it will ensure that we are truly a representative body reflective of the needs of our unique community."

Cunningham's guiding principles may sound familiar to some long-time residents. They were borrowed with permission from former City Councilor Scott Starr.

"Are we being responsible with our neighbors' money? Are we respecting neighbors' property rights? And are we being open and transparent in the process?" Cunningham said. "I shamelessly have stolen those three guiding principles while adding one of my own — are we doing the best thing for the current residents of Wilsonville?"

"In the past several weeks, I have grown extremely optimistic of what this Council can accomplish."

Cunningham's decision to run for City Council was made with his family's urging, though his wife, Stephanie, was reluctant when he initially expressed his interest in running.

"It's a big thing to put yourself out there like that," Cunningham said. "She was a bit hesitant, but she's fantastic. She's always got my back, always, always supports me."

Sons Caden (15) and Kyle (12) took a little less convincing.

"They're both fantastic human beings and confident young men, and they're excited to see their dad taking on this responsibility," Cunningham said. "I think it's a great example for my sons, to have the willingness to take this on."

In 2016, the Cunninghams found their way from El Cajon, Calif., to Wilsonville, where Stephanie had attended high school. Her parents now live in Charbonneau.

"I brought it up to her, the idea we should move to Oregon," Cunningham said. "The kids weren't super established into activities yet, so it was a nice time to make that transition."

A big part of Wilsonville's appeal to Cunningham, a former Marine and police officer, is the relative peace and safety the community provides.

"I love that it is the exception to the rule when we have something that goes a little haywire here," he said. "My kids can go outside and play, and I don't worry about them for a second. We knew it was where we wanted to be."

Cunningham quickly found community within the Wilsonville Little League organization, where he has umpired and served in several capacities on the organization's Board of Directors in addition to supporting two young ball players of his own.

"So much time and effort and energy goes into creating a successful Little League Baseball season," Cunningham said. "And, for the past couple of years with Caden out of Little League, we've spent a lot of time at weekend tournaments."

His commitment to baseball has meant less time for deer and elk hunting and camping, two activities the Cunninghams enjoy in their spare time. Now those activities are also competing with his new responsibilities as a City Councilor, but Cunningham is excited to be in his chair.

"Government's role is to make sure that people have a safe place to live and that they have a good quality of life," he said. "If we can increase the quality of life here over the next four years, that will definitely be a success for me."



Councilor Adam Cunningham, at right, with Caden, Kyle, and Stephanie.



WILSONVILLE PUBLIC LIBRARY

8200 SW Wilsonville Road
503-682-2744
WilsonvilleLibrary.org

Fines for Food: 50% off Late Fees



Lend your neighbors a helping hand, and get a great deal!

From April 1-30, overdue fines are 50% off at Wilsonville Public Library (for in-person payments only).

Every dollar paid is donated to Wilsonville Community Sharing to fill the food bank with fresh, healthy supplies.

Library Giving Days, April 1-7



Support your library on Library Giving Day! Your donation helps fund free programs, technology, and books for our community. Any donation, even $1, stays 100% local and directly helps our community.

Go to **wplf.org** to show your support!

History Talk: San Francisco 1906

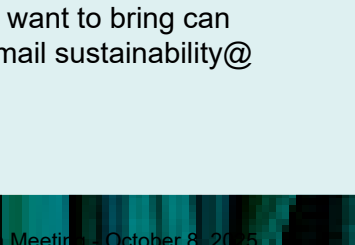

Local historian Sig Unander presents this program about the destruction of San Francisco over four tragic days by a Magnitude 8 earthquake that struck without warning and the firestorm that followed.

This epic event changed the city forever and holds lessons as we prepare for the Cascadia quake.

Tuesday, Apr. 29, 6-7:30 pm

Bring Broken Items to Our Free Repair Fair on April 26



Take advantage of this free community event, which brings together skilled volunteers and people with broken items.

The repair fair takes place on Saturday, April 26, 10 am-1 pm at the Library. Bring these items in for free repairs:

- Clean clothes and textiles
- Bicycles
- Small electronics
- Small home appliances
- Tools or knives to be sharpened
- Jewelry

We'll repair what we can. Some repairs may require parts or tools we don't have.

To ask if an item you want to bring can be repaired, please e-mail sustainability@clackamas.us.

Upcoming Classes and Events

Profiles: The Silk Road

This online presentation looks at the ancient network of trade routes connecting the East and West.
Sign up online for the Zoom code.
Wednesday, Apr. 3, 11 am-12:30 pm
WilsonvilleLibrary.org/classes

Space Talks

Learn the history and science behind our space exploration. This month: The Very First Launch of the Space Shuttle
Saturday, Apr. 5, 11 am-12:30 pm
WilsonvilleLibrary.org/space

STEAM Stuff

Drop-in hands-on STEAM activities for elementary age children with a grown-up.
Wednesday, Apr. 9, 2:30-3:30 pm
WilsonvilleLibrary.org/steam

Book Notes Concerts

Enjoy free performances by local musicians.
This month: Picante, Latin jazz,
Saturday, Apr. 12, 2-3 pm
WilsonvilleLibrary.org/concerts

Visit our website for more events:
WilsonvilleLibrary.org

Planning Commission Hearing Record
(October 8, 2025)
Attachment 3

Spring Cleaning is a Perfect Time to Take Steps Toward Preparation

Spring cleaning can be more than just sprucing up your home's appearance if you take the opportunity to protect your home to become better prepared for emergencies.

This month, Wilsonville Ready offers a few tasks to consider taking on to boost resilience against weather events, fire, and other emergencies as you tackle your spring cleaning.

Maintain your Roof

Your roof is a first line of defense against nature's elements. Experts recommend inspecting your roof at least twice a year — once in spring and again in fall. The time is right to inspect and replace any loose or missing shingles, clean your gutters, and check for leaks or damage from winter weather. Preventative maintenance can safeguard your home from future storm damage and also improve fire resilience.

Trim Trees and Shrubs

Overgrown or dead shrubs and trees can be more than an eyesore. They can prove hazardous during storms and wildfires. Trimming back shrubs and dead or overhanging tree branches makes your yard more inviting and reduces the risk of dangerous falling branches. Make sure to cut back bushes so they do not touch your home or other structures, as this helps lower fire risk. Removing dead plants, grass, weeds, dry leaves, and pine needles from your landscape reduces fuel for fires as well.

Plant Fire-Resistant Plants

With wildfires becoming more prevalent, choosing fire-resistant plants for your landscape is a smart way to boost curb appeal and your home's safety. Fire-resistant plants are those that don't readily ignite from a flame or other ignition sources. The Oregon State University Extension Service provides a guide on attractive plants to include for a more fire-resilient landscape.

If you've completed these tasks, you're a step ahead. Don't stop now; spring is a great time to review and update your emergency preparedness plan and supplies.

For more emergency preparedness resources, visit **WilsonvilleReady.com**

Apply by Apr. 30 for Vacant Seats on Three City Boards

The City of Wilsonville is recruiting applicants interested in serving on three of the City boards and commissions that provide guidance and oversight of City programs.

Board members typically attend evening meetings once a month and assist in making policy recommendations to the City Council.

Seats are to be filled on the following boards:

- Arts, Culture & Heritage Commission (3 seats)
- Library Board (1 seats)
- Tourism Promotion Committee (2 seats)

People of all races, genders, ages and nationalities are encouraged to apply.

Qualified applicants are to be interviewed by Mayor Shawn O'Neil, who makes appointment recommendations to City Council that must be approved by a majority vote.

The deadline to apply is Apr. 30. Applications may be completed online at **ci.wilsonville.or.us/boardsapp**

For more information, contact Kimberly Veliz, City Recorder, at 503-570-1506; cityrecorder@ci.wilsonville.or.us.

Library Giving Day: Support Programs with Donation, April 1-7

The Wilsonville Public Library is joining a nationwide movement that is raising funds for local libraries. Library Giving Day serves to remind people of the role libraries serve as a cornerstone for healthy communities.

The Wilsonville Public Library Foundation is leading a week-long Library Giving Day fundraising event, and is encouraging patrons and library lovers to provide the gift of a donation. Visit the Library April 1-7 to make a donation or donate online at wplf.org. Every dollar donated stays local and directly supports Library programming.

Every donation is an investment in a brighter, more connected future for the Wilsonville community. In addition to well-loved books, Wilsonville's library offers innovative programs that promote lifelong learning, connect patrons to technology, and support career development.

The Wilsonville Public Library Foundation plays a crucial role in enhancing the library's programs, services, and resources, ensuring that everyone — from children to seniors — has access to a wealth of educational opportunities, cultural events, and community-building activities.

For more information, visit **wplf.org**.



SMART
SOUTH METRO AREA REGIONAL TRANSIT
503-682-7790 RideSMART.com
28879 SW Boberg Road

April is Earth Month, an opportunity to build the habit of engaging in alternative transportation to reduce energy consumption.

Bike, carpool, and use SMART. Try biking or busing to work one day a week, or form a carpool to ride with coworkers.

Public Transit: Use SMART instead of driving to reduce energy consumption and greenhouse gas emissions.

Carpool: Reducing the number of cars on the road cam help reduce air pollution and contaminated runoff.

Bike: Riding is a great way to celebrate Earth Month and get some exercise. May is bike month, so log your trips on the GetThereOregon.com website to have a chance in some raffles!



Vanpool Options Available to Wilsonville Commuters

Rely on SMART to provide assistance in establishing a vanpool, and to provide up to $500 each month to support vanpool costs!

Any group of four or more people can start a vanpool if they share a trip that starts or ends in Wilsonville. A wide selection of low-mileage SUVs, crossovers and vans are available to choose from.

Driving duties can be shared by vanpool partners age 25 or older.

Monthly vanpool costs depend on the vehicle type, amenities, and commute distance. Vanpool members split rental and fuel costs.

Lease is month-to-month, and can be canceled anytime.

For more information, e-mail marston@ridesmart.com

Earth Day: Celebrate Our Planet at an April School Event

Earth Month is a celebration of the planet we live on. Wilsonville schools can host Walk+Roll to School events all month or choose a specific day to celebrate.

These events are designed to help encourage students to learn more about how they can be kind to the Earth.



In April there are several days schools can celebrate:

Wednesday, April 22
National Walking Day

Thursday, April 4
National Walk Around Things Day

Tuesday, April 22
Earth Day

Join us as we take steps to make our community and Earth healthier for all by walking and rolling to school! Contact your school to get involved.





Mayor's State of the City Address to Be Delivered at City Hall on May 5

Wilsonville Mayor Shawn O'Neil is scheduled to give his first State of the City address at the regular meeting of the City Council on Monday, May 5, at 7 pm.

O'Neil's address is to be informed by a recent two-day City Council work session, March 14-15, to identify the Council's two-year goals. At the session, the Council spent considerable time with the City's executive staff discussing existing political and financial climate, technology, customer needs, and uncertainties related to the global economy, cost of construction, and supply chain challenges.

State of the City Address
Mon, May 5, 7 pm
Wilsonville City Hall
29799 SW Town Ctr Loop E.

Specific goals were identified under four broad themes:

- Public Health, Safety and Welfare
- Financial Outcomes
- Communication / Community Engagement
- Parks Maintenance

The 2025-2027 Council goals, which will be adopted at an upcoming City Council meeting, guide City staff with actionable goals to complete over the next two years.

The State of the City address is streamed on the City's YouTube channel and broadcast on public television (Xfinity Ch. 30, Ziply Ch. 32) for those interested but unable to attend.

"Many Cultures, One Heart": New Public Art Installation to Be Unveiled in Early May

A city with a lot of heart is about to become a city with a lot of *hearts*.

Ten large fiberglass hearts, painted by local artists, are going to be displayed at public sites throughout Wilsonville. This public art project was spearheaded by the City's Arts, Culture, and Heritage Commission (ACHC) and funded through the Wilsonville-Metro Community Enhancement Program.

The project's theme — "Many Cultures, One Heart" — aims to represent the distinctive artistic and cultural framework that makes Wilsonville a wonderful place.

A Call for Art last year solicited applications from talented emerging or professional artists; more than 30 artists submitted unique design concepts for the 4.5' by 4.5' hearts. Artists were encouraged to incorporate themes around diversity into their designs, to celebrate many cultural communities within the City.

Submissions were reviewed by members of the ACHC and the Diversity, Equity and Inclusion Committee to select the project's 10 featured artists. One heart was awarded to Wilsonville High School art teacher Angenette Escobar, who is collaborating with her students to complete her heart.

"Many Cultures, One Heart" Artists' Reception
Wed, Apr. 30, 5-7 pm
Stein-Boozier Barn
8300 SW Memorial Drive

"The project is a great way for emerging artists and students to gain experience with public art and installed works," said Erika Valentine, the City's Arts and Culture Program Coordinator.

The hearts are being installed in public locations near City parks and facilities in early May and are expected to remain on display for at least a year. This outdoor public gallery provides an opportunity for residents and visitors of all ages to appreciate new public art from local artists.



Ten large fiberglass hearts are being displayed at locations throughout town in May. Elle Knight, one of 10 featured artists, works on her creation at her home studio.

On Wednesday, April 30, the City is hosting opening reception at the Stein-Boozier Barn at Murase Plaza from 5 to 7 pm to celebrate the featured artists and provide a sneak peek at their creations.

Participating artists include: Elle Knight, Zak Ostertag, Cathy Rowe, Charlie Correales, Triesta Zuber, Abhinaya Sudharsanam, Angenette Escobar (with Wilsonville High School art students), Addie Boswell, Eileen Begley, and Lonnie Garcia.

To learn more about the project, contact Erika Valentine, Arts and Culture Program Coordinator at EValentine@WilsonvilleOregon.gov or visit **ci.wilsonville.or.us/hearts**.

WILSONVILLE PARKS & RECREATION

WilsonvilleParksandRec.com

Parks & Rec Administration
29600 SW Park Pl.
503-783-7529

Community Center
7965 SW Wilsonville Rd.
503-682-3727

Summer Registration Opens April 7



Registration for summer activities, including youth summer camps, opens on April 7!

Wilsonville Parks and Recreation is excited to partner with several new camp providers, including Timbers Soccer Camp, and Play-Well TEKnologies. Beloved favorites also return, such as Jordan Kent Sports Camps, YMCA, Skyhawks, Coyle Outdoors, Chess Wizards, Soccer Shots, and STARS Camp.

Many programs fill to capacity, so early registration is encouraged! Register by May 1 to receive a 10% discount (excludes Skyhawks and Jordan Kent camps). Browse activities and register online at **WilsonvilleParksandRec.com/Register**

Community Egg Hunt Takes Place on April 19

The annual Community Egg Hunt takes place at Memorial Park on Saturday, April 19, at 10 am. About 20,000 eggs are dispersed on sports fields, with egg hunters divided into age categories. The Egg Hunt is for ages 1-11 years old; there is no charge.

Several prizes and gift baskets are being given away, so grab a basket and come hunt! Learn more att **WilsonvilleParksandRec.com/EggHunt**. Thank you to J. Hill Property group, this year's title sponsor; and Nichols Family Agency, our Silver Sponsor!

W.E.R.K. Day Returns on May 10

Wilsonville Environmental Resource Keepers' annual WERK Day returns on Saturday, May 10. Volunteers complete several park clean-up projects at Memorial Park, such as bark dusting and invasive species removal from 9-11 am. A complimentary breakfast for volunteers is served 8-9 am at the Wilsonville Community Center, courtesy of the Wilsonville Rotary Club.

Goat petting is offered during and after the event from 10 am-noon near the Stein-Boozier Barn. The goats, contracted through "Go Goat LLC," are doing parks clean-up work of their own by eating their way through invasive blackberry.

Pre-registration is encouraged for WERK Day. Each volunteer participant receives a $10 Fun Card to Buillwinkle's. Register at **WilsonvilleParksandRec.com** using course #11282. No registration is needed for goat petting.

Learn AARP Smart Driver Skills on April 22

The Community Center is presenting the AARP Smart Driver™" classroom course on Tuesday, April 22, 9 am-4:30 pm at the Wilsonville Community Center. Cost is $20 for AARP members and $25 for non-members.

Participants learn techniques to handle left turns, navigate right-of-way, proper following distance, and roundabouts, with tips on how to reduce traffic violations, crashes, injury risk, and learn Oregon specific items.

The program shares driving methods that help keep participants and their loved ones safe on the road; attendees may be able to save money on their auto insurance with successful completion of the course. Call 503-682-3727 to pre-register as this course will sell out.

Upcoming Classes and Events

Watercolor Impressionism
Sundays, April 6-27
Ages 15+
12-2 pm
Parks and Rec Admin Office
Cost: $120
Course #: 11321

Life 101- Long Term Care
Monday, April 7
10:30 am
Wilsonville Community Center
No Charge

Bob Ross Style Oil Painting- "Moonlit Seas"
Saturday, April 12
Ages 12+
10 am-2 pm
Parks and Rec Admin Office
Cost: $50
Course #: 11310

Life 101- Estate Planning
Monday, April 28
10:30 am
Wilsonville Community Center
No Charge

Baking with Sam - Perfecting Scones
Wednesday, April 30
Ages 16+6
6-8 pm
Wilsonville Community Center
Cost: $52
Course #: 11289

Visit our website for more events:
WilsonvilleParksandRec.com

Planning Commission Hearing Record
(October 8, 2025)
Attachment 3



(Photo by Jenn Koenig, 2023 #bestofwilsonville entry)

For 27th Straight Year, Wilsonville Earns "Tree City USA" Status

The City of Wilsonville was recently notified that — for the 27th consecutive year — it has achieved "Tree City USA" status, a recognition bestowed by the Arbor Day Foundation that reflects Wilsonville's continued commitment to maintaining and promoting its urban forest.

To earn the coveted Tree City USA designation, a City must have a comprehensive urban forestry program consisting of a tree ordinance, a City department responsible for trees, an annual community forestry budget of at least $2 per capita and an annual Arbor Day observance and proclamation.

"The Tree City USA designation is a badge of honor that we always wear proudly," said Community Development Director Chris Neamtzu. "It's a wonderful, symbolic reminder of our ongoing commitment to always be working to grow and protect Wilsonville's trees."

Neamtzu Earns President's Award for Urban Forestry Advocacy

The City's Community Development Director, Chris Neamtzu, is the recipient of the 2025 Oregon Urban and Community Forestry President's Award.

Since 1994, Oregon Community Trees (OCT) and the Oregon Department of Forestry (ODF) have recognized individuals, communities, and organizations in Oregon who demonstrate outstanding accomplishments and leadership in urban and community forestry.

"You are indeed an Oregon urban and community forestry leader. Your actions align with the missions of OCT and the ODF Urban and Community Forestry Assistance Program by promoting healthy urban and community forests in Oregon through education, awareness, and advocacy and helping Oregonians improve their quality of life by promoting community investment in our urban forests," said OCT President Jim Gersbach in a letter notifying Neamtzu of the award.

The President's Award is being presented to Neamtzu at the 2025 Oregon Urban & Community Forestry Conference in Eugene, Ore., on May 15.

Previously, OCT has recognized the City of Wilsonville (2024) and former Mayor/City Councilor Charlotte Lehan (2021) with awards for ongoing work to support a healthy urban forest.



Neamtzu (left) who initiated Wilsonville's participation in the Tree City USA program, visited Council Chambers in 2008 to recognize the City's 10th straight year as a Tree City. Neamtzu is retiring on April 30.

Neamtzu: City's Chief Planner Set to Retire on April 30

Continued from Page 1

Mediterranean Oak Borer beetle that threatens Oregon white oaks.

"Trees have always been a special part of my assignment here in Wilsonville, and something I'm deeply passionate toward," said Neamtzu, who was recently recognized by Oregon Community Trees with the 2025 Oregon Urban and Community Forestry President's Award (see sidebar above).

Retirement, he says, opens a number of new doors, including traveling with his wife, spending time with his college-aged son, golfing, hiking and creative pursuits, such as drawing and writing. He may also take on some part-time consulting and/or volunteer work.

Saying goodbye won't be easy.

"The people in this organization are truly remarkable," Neamtzu said. "Wilsonville's always been a place that has been able to draw the very best of the best in their fields. I've been exposed to a lot of really talented and amazing people, and they've all rubbed off and shaped me into the person that I've become."

Neamtzu is grateful for the continuity of vision throughout his tenure. in three decades, he's worked with just five mayors, two city managers, and three city attorneys.

"That consistency in leadership has resulted in an incredibly well-oiled machine with everyone rowing in the same direction," he said. "We have been able to accomplish so much more because of that."

He hopes that will continue, he says, and is grateful for the opportunity to help shape Wilsonville.

"I feel tremendous sense of pride when I say Wilsonville, think Wilsonville, drive around Wilsonville," he said. "I'm super proud of the work we've done to build this incredible, vibrant city for the 21st century."

As City Flushes Water Mains, Rust-Colored Water May Appear

Public Works utility crews are scheduled to complete the annual flushing of the City's water mains this month.

Flushing water lines scours out mineral deposits to ensure optimal water quality and helps to maintain the City's infrastructure by exercising hydrants, valves and blow-off assemblies and verifying their operability.

Water flushed from fire hydrants often appears to be orange or rust-colored. The discoloration is caused by iron deposits stirred up and removed during the flushing process.

After crews complete flushing in your neighborhood, it is recommended that you wait 20-30 minutes or more to greatly reduce your chance of pulling discolored water into your home plumbing system.

Discolored water poses no health threat if consumed. This water has been fully disinfected.

When discolored water appears, the following steps are recommended:

- Run cold water fixtures for several minutes.
- Flush toilets multiple times.

Typically, water begins to run clear within minutes. Avoid washing light-colored laundry during and immediately after lines are flushed; discolored water may cause these items to stain. As a precaution, wash a load of dark clothes first once water runs clear.

See when work is happening in your neighborhood

When crews are flushing in your neighborhood, please give them room to work safely.

Questions? Please call the Public Works Department at 503-682-4092.

To see an interactive map of approximate dates in each Wilsonville neighborhood, visit **bit.ly/COWwater** or follow the QR code above.



Natural Area Management Plan Under Development; Input Sought

The City of Wilsonville is developing a comprehensive Natural Areas Management Plan to guide future management and enhancement of the City's natural areas.

On April 23, 6-8 pm, the City is hosting an Open House at City Hall to provide details about the project and allow the project team to gather feedback from community stakeholders to inform the final plan.

Natural Area Mgmt. Plan Open House
Wed, Apr. 23, 6-8 pm
Wilsonville City Hall

Public input is crucial as the City develops a guidelines to ensure future enhancement and management of the City's natural areas.

The City's partner on this project, and Ash Creek Forest Management, LLC, specializes in natural area evaluation and vegetation management. Ash Creek has conducted vegetation surveys across the City's natural areas to assess habitat conditions; details have been presented to the Parks & Recreation Advisory Board and the Wilsonville City Council.

Survey Open Now

Once public input is analyzed and incorporated, a final plan will be completed and available for review before it is scheduled for adoption by the City Council.

Interested parties are invited to attend the April 23 open house or complete a short survey at **LetsTalk-Wilsonvile.com/natural-areas-management-plan**. The project page also includes Frequently Asked Questions and more information about the project.

For more information, contact Natural Resources Manager Kerry Rappold, 503-570-1570, rappold@wilsonvilleoregon.gov.

POLICE CHIEF'S CORNER

Mentorship Plays a Rewarding Role in Policing

Enforcing the law is just part of what law enforcement officers do. So often the job provides an opportunity to do much more to positively impact lives in the communities we serve.



Police Chief Rob Wurpes

This month, the Wilsonville Police Department takes great pride in highlighting the exceptional work of Deputy Chris O'Connor, whose dedication and compassion are making a lasting difference in our community.

For the past five years, Deputy O'Connor has been a steadfast mentor to Shelby, a community member who has faced significant challenges — including isolation, mental health struggles, and other barriers resulting from a 2014 criminal record.

Deputy O'Connor has provided compassionate mentorship, recognizing Shelby's potential and helping him rebuild his life by assisting with essential steps like reconnecting his utilities, regaining his driving privileges, securing medical insurance, and enrolling in college.

Shelby's partnership with Deputy O'Connor was made possible through Prosperity 10,000 (P10K), a state initiative that is providing $35 million investment that empowers Local Workforce Development Boards (LWBs) to expand critical workforce services to Oregonians facing unique challenges.

The services made possible through this program include fostering relationships, dismantling barriers to education and employment, and other holistic, wrap-around services that help individuals thrive.

Shelby's story is featured in Oregon Workforce Partnership's Prosperity Programs Report. Deputy O'Connor's mentorship is a big part of it. When the COVID-19 pandemic threatened Shelby's initial progress, Deputy O'Connor stepped in, partnering with Clean Slate Clackamas, a P10K initiative, to clear Shelby's record and help him in pursuit of educational and employment opportunities that would provide fresh start.

"I love to see different teams come together and actually solve something," said Deputy O'Connor, reflecting on Shelby's journey. Today, Shelby is thriving — a testament to Deputy O'Connor's unwavering belief in second chances and the power of partnership.

To learn more about the Prosperity 10,000 initiative, visit **oregonworkforcepartnership.org/prosperity-10000/.** Join us in celebrating Deputy O'Connor's dedication to making a difference and helping Shelby improve his life.

Chief Robert Wurpes



Shelby, left, has rebuilt his life with help from Deputy Chris O'Connor, who has provided invaluable mentorship.

Schedule Set for May Meetings to Approve 2025-26 City Budget

The City of Wilsonville's Budget Committee has scheduled upcoming meetings to review current financial operations and to consider and approve a Fiscal Year (FY) 2025-26 budget to be forwarded to the City Council for adoption.

Wednesday, May 7, 6-10 pm, City Hall (Council Chambers): The Budget Committee convenes for an initial review of the City's proposed FY 2025-26 budget. The Committee scrutinizes aspects of the budget, hears public testimony and completes initial review and deliberation.

2025-26 Budget Meetings
May 7, May 13, May 22, 6 pm
Wilsonville City Hall
29979 SW Town Center Loop E.

Tuesday, May 13, 6-10 pm, City Hall (Council Chambers): Review and deliberation on the proposed FY 2025-26 budget continues; the City's Urban Renewal Agency budget is also considered. The public is welcome to address the Committee regarding either budget. The Budget Committee may approve and recommend the budget for City Council adoption at the end of this meeting, or convene a third meeting if further deliberation is needed.

Thursday, May 22, 6-10 pm, City Hall (Council Chambers): the Budget Committee completes the review and approval of the FY 2025-26 budget during this final meeting, held only in the event the committee needs additional time after the May 13 meeting.

Once approved by the Budget Committee, the City's annual budget is forwarded to the City Council for deliberation and potential adoption at a public hearing in June at City Hall.

The Budget Committee consists of Wilsonville's five City Councilors and five appointed citizens at large (Tyler Beach, Christopher Moore, Alicia Moulton, Synthea Russell and Tabi Traughber).

For more information about the City's budget and fiscal planning, see **ci.wilsonville.or.us/Budget**

Notable Actions: City Boards and Commissions

City Council	Action	What it Means
Mar. 17	The City Council renewed annual property-tax exemptions at five local multi-family facilities — Autumn Park Apartments, Charleston Apartments, Creekside Woods LP, Rain Garden LP and Wiedemann Park.	The action provides the community with 365 residential units of affordable housing, as these exemptions allow the facilities to provide lower-cost rent to families, seniors and individuals meeting income qualifications.
Mar. 17	Council adopted City Legal staff's interpretation of City Code (chapter 3.340; chapters 4.300-320) pertaining to the presence and expansion of utilities, and, particularly, new utility poles, in the City right-of-way.	Portland General Electric is disputing the City's position that it is prohibited from installing new above-ground transmission poles.
Feb. 20	The Council approved an amended employment agreement with City Manager Bryan Cosgrove that extends his tenure an additional six months, through Dec. 31, 2025.	Cosgrove intends to retire from public service in December. He has served as Wilsonville's City Manager since June 2011.
Feb. 20	The Council adopted a supplemental budget agreement.	This action funds $965,000 in services and improvements previously unanticipated or rolled over from the previous fiscal year.

How to Get City News:

- E-mail: ci.wilsonville.or.us/subscribe
- Social: Follow City of Wilsonville: Facebook, Instagram and NextDoor
- Web: LetsTalkWilsonville.com or ci.wilsonville.or.us
- Watch City Council meetings: YouTube: youtube.com/cityofwilsonville Xfinity: Channel 30 I Ziply: Channel 32





City Seeks Additional Input to Inform Climate Action Plan

The impacts of climate change are becoming more evident in Oregon and beyond, as wildfires, extreme heat, and heavy rainfall occur with increasing frequency and severity.

To address the causes of these effects, the City of Wilsonville is developing a Climate Action Plan (CAP) that identifies how best to reduce Wilsonville's greenhouse gas emissions and increase resilience.

The plan will incorporate goals and outcomes, a greenhouse gas inventory, forecasted emissions, and focus areas and strategies for mitigation.

Survey Open Now

While this plan has been informed by community engagement, more input is sought. Visit **LetsTalkWilsonville.com** to take the Climate Action Plan survey.

When complete, the City's CAP will build upon existing work completed by the City, Clackamas County, and the State to mitigate the effects of climate change. The Plan will inform future projects outlined in Wilsonville's Comprehensive Plan and other Master Plans.

For more information, contact Natural Resources Manager Kerry Rappold at 503-570-1525; rappold@wilsonvilleoregon.gov



What is Economic Development? How Does it Benefit Wilsonville?



groundwork | noun | graʊnd-wərk
- a foundation; basis
- work that is done as a preparation for work that will be done later

What exactly is economic development? What does City staff do to develop the local economy?

Economic development is the practice of creating policies, programs, and partnerships, and projects that improve the economic well-being and quality of life within a community or region.

Generally, economic development involves efforts to:

- attract and grow businesses (that in turn create jobs)
- enhance infrastructure (that spur private development)
- support entrepreneurship
- develop a talented workforce

A complete economic development program focuses on both the local sector — locally-owned businesses that serve local customers (such as cafés, pet stores, etc.) — as well as the traded sector, composed of industries and businesses (manufacturing, software development, aerospace, logistics/wholesale trade, etc.) that export products and services beyond the immediate community. The traded sector is important for economic development because it drives economic growth, increases productivity, and generally creates higher-wage jobs.

Because the City is a provider of tax-funded public services (such as law enforcement, the library, parks, etc.), Economic Development staff focuses primarily on activities that lead to new property tax generation, which can be realized through the improvement of existing buildings, the addition of new buildings, or the installation of taxable machinery and equipment.

Two recent examples demonstrate successful economic development at work locally:

- Several years ago, staff began meeting with Precision Countertops, which specializes in fabricating and installing custom countertops for both residential and commercial applications. Precision, a long-time lessee, wanted to build and own their own facility. Staff helped them identify land and understand the city development approval process, and the company is now constructing a state-of-the-art fabrication facility and showroom on Garden Acres Road in the Coffee Creek area.
- California-based Twist Bioscience has invested more than $80 million in fixed assets and real estate in the City, and delivered over 200 new high-wage jobs. They were recruited to Wilsonville by the City, in collaboration with partners at Oregon Bioscience Association and Greater Portland Inc. (the regional economic development organization). The City's "Wilsonville Investment Now" (WIN) program provided a short-term tax rebate incentive that tipped the scales in Wilsonville's favor.

Business recruitment, retention, and expansion are a critical part of the City's work to support and grow the Wilsonville economy.

Stay tuned to this space to learn more, and visit **LetsTalkWilsonville.com** to let us know what topics you'd like to hear more about.

For more information, contact Economic Development Manager Matt Lorenzen, 503-570-1539, mlorenzen@ci.wilsonville.or.us.

Briefs

County Board of Commissioners to Appoint New Member

The Clackamas County Board of Commissioners is seeking applicants for Position 4, recently vacated by the resignation of former commissioner Melissa Fireside.

A replacement will be appointed by the Board of Commissioners, which is accepting applications for the vacant seat until 5 pm on April 9.

In order to serve as a County Commissioner, a candidate must be a U.S. citizen, at least 18 years of age, and a registered voter who has resided in Clackamas County for a minimum of 12 months.

The Board may consider additional criteria, including geographic area of residence, elected experience, community service, policy expertise, and a desire to run for the seat in the next election.

Visit **clackamas.us/bcc/appointment** to review application materials and instructions.

Grants to Support Arts & Culture Projects Available in Clackamas County

Project-based grants of up to $5,000 are now available to organizations for projects and general operating related to arts, heritage, or humanities!

Clackamas County Cultural Coalition is offering a special competitive spring grant cycle to distribute a generous financial award from the Clackamas County Commissioners.

Projects and organizations interested in applying should focus on supporting/growing local assets and removing barriers to cultural participation. All projects must result in at least one measurable outcome.

The Coalition supports innovative approaches and projects. Grant applications must be received by April 17 for consideration. For eligibility requirements and/or to learn more, visit **clackamasculturalcoalition.org/grants/project-grants/**

Former Mayor Among Finalists for Rotary's First Citizen Award

The Rotary Club of Wilsonville has announced finalists for its First Citizen Award, bestowed annually to a community member (or couple) for exceptional volunteer service.

This year's finalists, selected from a pool of nominees, are Julie Fitzgerald, Lyn Whelchel, Mary Fieweger, and Stan and Julia Satter.



The First Citizen is to be announced at the Wilsonville Rotary's annual Heart of Gold Gala and Auction on Friday, April 18, 6 pm, at the Wilsonville Holiday Inn. This year's event, themed "The Magic of Service" celebrates the Club's 50-year anniversary.

Fitzgerald, Wilsonville's former mayor, has been an adviser, employee or volunteer for a range of local agencies. If selected, she would join John Ludlow, Charlotte Lehan, and Tim Knapp as mayors named First Citizen.

Whelchel directs non-profit Heart of the City, which provides food, clothing, financial assistance and other services to residents in need.

Fieweger organizes many community activities in Charbonneau and is a member of the Charbonneau Arts Association Board.

Stan and Julia Satter have been volunteers at Coffee Creek Correctional Facility since the facility opened in 2001.

For additional details on the contributions of this year's First Citizen nominees and/or to buy tickets for the April 18 Heart of Gold Gala and Auction, visit **wilsonvillerotary.com**.



TVF&R Seeks Volunteer to Join Civil Service Commission

Tualatin Valley Fire & Rescue is seeking to fill one vacancy on its Civil Service Commission, which oversees TVF&R's civil service system to ensure uniform standards in hiring, promotion, and tenure for employees.

The five-member volunteer commission meets quarterly to review actions related to employee classification, examinations, eligibility list management, appointments, appeals, and other matters.

An ideal candidate has the following attributes:

- Lives in an area served by TVF&R or owns property within the service area
- Understands and is committed to the general purposes of the District's civil service rules, including providing equal opportunity to qualified persons in all aspects of employment in civil service positions and increasing effectiveness and efficiency in the administration of personnel processes.
- Can make high-quality decisions based on a mixture of analysis, wisdom, experience, and judgement.
- Is comfortable dealing with concepts and complexity
- Can view a situation with a broad perspective
- Can commit to a four-year term as an unpaid volunteer, with attendance at quarterly evening meetings in Tigard and special meetings as needed.

For more information and/or to apply, visit **tvfr.com**. Applications may be submitted April 11-27.

Preferred candidates will be interviewed on Monday, May 5. An orientation will be held prior to the first commission meeting on June 11.

TVF&R provides service to 548,000 residents in a 390-square-mile service area that includes 11 cities and parts of four counties. Nearly 600 TVF&R employees operate 28 career fire stations and one volunteer station. Almost 80% of employees are in positions governed by the District's civil service system.

Metro Seeks Racial Justice Advocates to Apply to Join Advisory Committee

Metro is seeking individuals to bring racial justice values and lived experience to local government decision-making as members of its Committee on Racial Equality (CORE), which advises Metro decision-makers on how to center racial justice while developing policies, programs and investments.

By advising Metro on issues related to housing, transportation, land use, waste management, and other areas, CORE members influence policy and affect change.

Members serve two-year terms and attend monthly meetings (held the third Thursday) from 5:30-7:30 pm; a monthly stipend is provided. Meetings are held virtually or in person at the Metro Regional Center.

CORE helps Metro keep its commitment to upholding diversity, equity, and inclusion in its actions, initiatives, workforce, and within communities it serves.

Applications must be received by April 18. To apply, visit **bit.ly/MetroCORE**

For more information, contact Amy Trieu, amy.trieu@oregonmetro.gov, 503-956-6407.

Community Egg Hunt Returns to Memorial Park on April 19



Wilsonville Parks and Recreation is hosting the annual Community Egg Hunt at Memorial Park on Saturday, April 19, at 10 am.

About 20,000 eggs are being scattered around the Memorial Park fields. Young hunters (ages 1-11) are divided into groups according to age, and sent onto the field for the annual hunt for prize eggs.

Community Egg Hunt
Sat, Apr. 19, 10 am
Memorial Park Athletic Fields

There is no charge for this event. Parking near Memorial Park is limited; visitors should arrive early or use SMART transportation services.

Prizes, including gift baskets, are being handed out to several lucky participants.

A big thanks to J. Hill Property Group for sponsorship of this event!

Grab your kids and your baskets, and don't miss this springtime tradition.

WCSI Hosts Bingo Night on Apr. 5

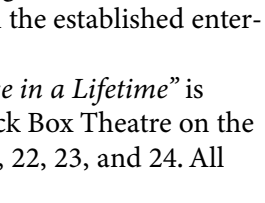

Wilsonville Community Seniors, Inc. (WCSI) is hosting a Bingo Night fundraiser on Saturday, April 5, 6:30-9 pm at the Wilsonville Community Center (7965 SW Wilsonville Rd.) Doors open at 6 pm.

Play Bingo (12 games) for a chance to win gifts cards or prizes. The cost is $25; anyone over the age of 18 may play. Proceeds support WCSI's activities for local seniors.

Daubers and raffle tickets are available for purchase. Seating is limited; tickets may be purchased at the Community Center, on Mondays, Wednesdays and Fridays, between 9 am-noon), until sold out.

WCSI Bingo Night
Sat, Apr. 5, 6:30-9 pm
Wilsonville Community Center
7965 SW Wilsonville Rd.

For more information visit **wsci.info** or e-mail Donna at wilsonvillecsi@gmail.com

Apr. 3: A Celebration of Cultures, Held Through the Art of Dance:

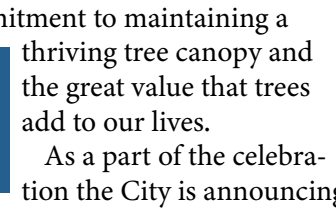

The City's Arts, Culture, and Heritage Commission (ACHC) is hosting Wilsonville's first Multicultural Dance Celebration, a free event to be held April 3 at McMenamin's Old Church, 6:30–8:30 pm, to entertain and educate about culture through dance.

Dance is a form of expression that transcends language barriers and embodies the history, traditions, and emotions of a culture. Across the world, various dance forms have been passed down through generations, each carrying its own unique story and significance.

Multicultural Dance Celebration
Thu, Apr. 3, 6:30-8:30 pm
McMenamin's Old Church
30340 SW Boones Ferry Rd.

Eien Hunter-Isikawa, Shishimai is performing the Ryomen Odori (double mask dance) and a traditional Japanese Lion Dance; Jayanthi Raman Dance Company is performing Classical Dances of India.

Light refreshments will be served. For more information, contact Erika Valentine, evalentine@ci.wilsonville.or.us.

Wilsonville High School to Stage Satirical Comedy in May

The Wilsonville High School theater department is scheduled to stage *"Once in a Lifetime,"* a play By Moss Hart and George S. Kaufman.

This satirical comedy sheds light on the massive impact talking pictures have on the established entertainment industry.

Directed By Jason Katz, *"Once in a Lifetime"* is being staged at the school's Black Box Theatre on the following dates: May 15, 16, 17, 22, 23, and 24. All shows begin at 7 pm.

Tickets coming soon at **TeachTix.com**. The show is recommended for audiences ages 12 and up.

Celebrate Our City of Trees!

The City of Wilsonville and non-profit Friends of Trees are teaming up for the City's 2025 Arbor Day Celebration and a neighborhood tree planting.

The celebration takes place at 9 am on Saturday, April 5, at Town Center Park. The event acknowledges Wilsonville's commitment to maintaining a thriving tree canopy and the great value that trees add to our lives.

Arbor Day Celebration
Sat, Apr. 5., 9 am
Town Center Park
29600 SW Park Pl.

As a part of the celebration the City is announcing the dedication of a new Heritage Tree!

We hope to see you there!



City Calendar

For the most up-to-date information, visit **wilsonvilleoregon.gov/calendar**

APRIL

1	Tue	• Municipal/Traffic Court 2 pm, City Hall
3	Thu	• Multicultural Dance Celebration 6:30 pm, McMenamin's Old Church
5	Sat	• Friends of Trees Arbor Day Celebration 8:45 am, Town Center Park • WCSI Bingo Night 6:30 pm, Community Center
7	Mon	• City Council Meeting, City Hall 5 pm-Work Session, 7 pm-Meeting
8	Tue	• Diversity, Equity, Inclusion Committee. 6 pm, Wilsonville Library
9	Wed	• Planning Commission Meeting 6 pm, City Hall • Kitakata Sister City Advisory Board 6 pm, Parks & Rec. Admin Bldg.
10	Thu	• Parks and Rec. Advisory Board 6 pm, Parks and Rec. Admin. Bldg.
14	Mon	• Development Review Board (Panel A) Mtg 6:30 pm, City Hall
15	Tue	• Municipal/Traffic Court 2 pm, City Hall
16	Wed	• Arts, Culture, Heritage Commission Mtg. 5 pm, City Hall
17	Thu	• Community Enhancement Committee Mtg. 6 pm, City Hall
19	Sat	• Community Egg Hunt 10 am, Memorial Park Fields
21	Mon	• City Council Meeting, City Hall 5 pm-Work Session, 7 pm-Meeting
23	Wed	• Library Board Meeting 6:30 pm, Wilsonville Library
24	Thu	• Community Enhancement Committee Mtg. 6 pm, City Hall
28	Mon	• Development Review Board (Panel B) Mtg. 6:30 pm, City Hall
30	Wed	• *"Many Cultures, One Heart"* Reception 5-7 pm, Stein-Boozier Barn

MAY

5	Mon	• City Council Meeting + SOTC Address 5 pm-Work Session, 7 pm-Meeting
6	Tue	• Municipal/Traffic Court 2 pm, City Hall
7	Wed	• Budget Committee Meeting #1 6 pm, City Hall
8	Thu	• Parks and Rec. Advisory Board 6 pm, Parks and Rec. Admin. Bldg.
10	Sat	• WERK Day Volunteering Event 8-11 am, Community Ctr./Memorial Park
12	Mon	• Diversity, Equity, Inclusion Committee Mtg. 6 pm, Wilsonville Library • Development Review Board (Panel A) Mtg 6:30 pm, City Hall
13	Tue	Budget Committee Meeting #2 6 pm, City Hall
14	Wed	• Planning Commission 6 pm, City Hall •Kitakata Sister City Advisory Board Mtg. 6 pm, Parks & Rec. Admin Bldg.
19	Mon	• City Council Meeting 5 pm-Work Session, 7 pm-Meeting
20	Tue	• Municipal/Traffic Court 2 pm, City Hall • DEI Speakers Series *"Jewish American Heritage Month"* 6 pm, Wilsonville Library
22	Thu	• Budget Committee Meeting #3 (if needed) 6 pm, City Hall
26	Mon	• Development Review Board (Panel B) Mtg 6:30 pm, City Hall
28	Wed	• Library Board Meeting 6:30 pm, Wilsonville Library

All dates and times are tentative; check the City's online calendar for schedule changes at wilsonvilleoregon.gov/calendar

Wilsonville City Council

The City Council typically convenes on the first and third Monday of each month at City Hall, with a work session generally starting at 5 pm, followed by a meeting at 7 pm. Meetings are broadcast live on Xfinity Ch. 30 and Ziply Ch. 32 and are replayed periodically. Meetings are also available to stream live or on demand at **ci.wilsonville.or.us/WilsonvilleTV**. Public comment is welcome at City Council meetings.



Shawn O'Neil
Mayor
oneil@wilsonvilleoregon.gov



Caroline Berry
Council President
berry@wilsonvilleoregon.gov



Katie Dunwell
City Councilor
dunwell@wilsonvilleoregon.gov



Adam Cunningham
City Councilor
cunningham@wilsonvilleoregon.gov



Anne Shevlin
City Councilor
shevlin@wilsonvilleoregon.gov

City Manager
Bryan Cosgrove
503-570-1504
cosgrove@wilsonvilleoregon.gov

Wilsonville City Hall
29799 SW Town Center Loop E
Wilsonville, OR 97070
Phone: 503-682-1011
Fax: 503-682-1015
Web: **ci.wilsonville.or.us**
E-mail: info@wilsonvilleoregon.gov

City Council: 503-570-1501; council@wilsonvilleoregon.gov

Police Non-Emergency Dispatch: 503-655-8211

Planning Commission Record

Comments

As a Wilsonville resident, I want to thank the City for prioritizing a Climate Action Plan. I support this plan and ask the Council to adopt it. Our community has already faced ice storms, heat waves, and wildfire smoke. Each of these events disrupted daily life and strained City budgets. By acting now, Wilsonville can protect taxpayer dollars, safeguard our infrastructure, and keep residents safe.

As the City advances this plan, I encourage three clear priorities:

1. Connect residents and businesses with existing resources. The City can help people lower costs today by guiding them to Energy Trust of Oregon rebates, utility bill assistance, and other programs already in place.
2. Help businesses prepare for HB 3409. This state law creates a Building Performance Standard that directly affects commercial property owners. The City can help local businesses avoid penalties and stay competitive by providing information and compliance support.
3. Create an advisory board or task force. Establishing a governance structure will increase accountability, strengthen public trust, and give residents and businesses a direct role in implementation.

I appreciate the thoughtful work that City staff and partners have already put into this plan. Now the opportunity is to act with focus. By helping residents use existing resources, supporting businesses through new state requirements, and ensuring transparent governance, Wilsonville can reduce long-term costs, strengthen public safety, and keep our community well-prepared for the future.

Thank you,
Orel Smith

From: Jennifer Constantine
To: Mandi Simmons; Kerry Rappold
Subject: Climate Action Plan
Date: Sunday, September 21, 2025 7:18:15 AM

I am writing to express support for the Wilsonville Climate Action Plan. I have read the plan, and listened to it be presented at City Council, and am supportive of its goals and action steps for reaching the stated goals. While I fear that it doesn't actually go far enough, fast enough, I recognize that we must begin somewhere, and we can adjust our pace as we go.

I am appreciative to live in a city that is taking these steps, as I realize that not all municipalities have yet begun. Councilor Cunningham expressed some hesitation at our adopting this plan in part for that reason--that not all entities around the world, and perhaps not even most or many--are taking steps to mitigate their climate impacts. I appreciate his comments, as we cannot do this alone. However, we can lead the way in our own little corner of the world, and feel confident that it will inspire others to follow suit.

With gratitude,

Jennifer Constantine

Jennifer Constantine

WHY I OPPOSE WILSONVILLE'S CLIMATE ACTION PLAN

High costs for residents and businesses: The costs associated with climate plans, such as higher energy prices, will place a burden on residents and cause financial hardship for businesses. Oregon's growing regulatory burden, which includes climate policies, could increase consumer prices, disproportionately affecting lower-income individuals. We already know that more than 50% of our citizens are financially challenged.

Risk of business flight: Expensive compliance measures could drive more businesses out of our city and state. The Oregon Climate Protection Program, which regulates fossil fuel emissions, could lead to high natural gas prices for industrial customers and cause businesses to choose another state. Our city's current policies are already a challenge for businesses, hindering our ability to recruit new or replacement business.

Uncertain economic benefits: Some projections of the plan's economic benefits, such as job creation and savings from avoided climate damage, are based on assumptions about future policy implementation and emission pathways. I doubt these anticipated benefits will be realized.

Fiscal impact on municipal budgets: Wilsonville will face significant costs for implementation and enforcement. Several cities sued when the state mandated new land-use rules to reduce emissions claiming the new rules were too expensive. As we have seen from other state mandates, there is no offer from the state for our cost of implementation. It's time Wilsonville stood up for its citizens and resist adopting a Climate Action Plan. It is too expensive and will fail in implementation and its goal.

Doris Wehler
6782 SW Wehler Way
Wilsonville, OR 97070

dawehler@gmail.com
503-702-6515

PLANNING COMMISSION

WEDNESDAY, OCTOBER 8, 2025

INFORMATIONAL

3. City Council Action Minutes (September 4, 15, & 25, 2025)*(No staff presentation)*

ACTION MINUTES

September 04, 2025, at 5:00 PM
Wilsonville City Hall

PRESENT:
Mayor O'Neil
Councilor President Berry
Councilor Dunwell
Councilor Cunningham
Councilor Shevlin

STAFF PRESENT:
Amanda Guile-Hinman, City Attorney
Bryan Cosgrove, City Manager
Cricket Jones, Finance Operations Supervisor
Jeanna Troha, Assistant City Manager
Kerry Rappold, Natural Resources Manager
Kimberly Rybold, Senior Planner
Kimberly Veliz, City Recorder
Everett Wild, Government Affairs Manager
Tommy Reeder, Parks Maintenance Specialist
Zach Weigel, City Engineer
Zoe Mombert, Assistant to the City Manager

REVIEW OF AGENDA AND ITEMS ON CONSENT [5:00 PM]

There was none.

COUNCILORS' CONCERNS

There was none.

PRE-COUNCIL WORK SESSION

1. 2025 Legislative Session Recap

The Government Affairs Manager and City Lobbyist shared a recap of the 2025 Legislative Session. The recap included major themes of the session, bills of importance to Wilsonville, and a summary of the adopted state budget.

2. Sewer and Storm System Development Charge Update

Staff provided a briefing on the updated sewer and storm System Development Charge (SDC). This work session. This work session serves as the final scheduled discussion prior to a public hearing September 15, 2025.

3. Draft Natural Area Management Plan

Staff provided an overview of the draft Natural Area Management Plan (NAMP). This work session served as the final scheduled discussion prior to a public hearing in October.

4. Draft Climate Action Plan

Staff provided an overview of the draft Climate Action Plan (CAP), which the City Council previously reviewed during its meetings on October 7, 2024, and February 3, 2025. This work session serves as the final scheduled discussion prior to a public hearing in November.

ADJOURN [7:02 PM]

CITY COUNCIL MEETING [7:11 PM]

CALL TO ORDER

1. Roll Call

2. Pledge of Allegiance

3. Motion to approve the following order of the agenda.

Passed 5-0.

MAYOR'S BUSINESS

4. Upcoming Meetings

Upcoming meetings were announced by the Mayor as well as the regional meetings he attended on behalf of the City.

COMMUNICATIONS

5. Wilsonville Community Sharing Update

Wilsonville Community Sharing updated City Council on how City's grant funding helps Wilsonville residents in need.

6. Watching Wilsonville Wildlife – Community Enhancement Program

Staff shared details of Watching Wilsonville Wildlife, a project funded by the Wilsonville-Metro Community Enhancement Program. The project allowed staff to observe and better protect beavers, foxes, otters, weasels, coyotes, bobcats, and countless other critters who make their homes in Wilsonville.

CITIZEN INPUT AND COMMUNITY ANNOUNCEMENTS

This is an opportunity for visitors to address the City Council on any matter concerning City's Business or any matter over which the Council has control. It is also the time to address items not on the agenda. It is also the time to address items that are on the agenda but not scheduled for a public hearing. Staff and the City Council will make every effort to respond to questions raised during citizen input before tonight's meeting ends or as quickly as possible thereafter. Please limit your comments to three minutes.

COUNCILOR COMMENTS, LIAISON REPORTS AND MEETING ANNOUNCEMENTS

Councilors announced prior and upcoming meetings and events.

CONSENT AGENDA

7. **Resolution No. 3212**
   A Resolution Of The City Of Wilsonville Supporting An Application With The Oregon Department Of Land Conservation And Development (DLCD) For A 2025-2027 Housing Planning Assistance Grant For The Housing Statutory Compliance Project.

8. Minutes of the August 4, 2025, City Council Meeting.

The Consent Agenda was approved 5-0.

NEW BUSINESS

There was none.

CONTINUING BUSINESS

There was none.

PUBLIC HEARING

There was none.

CITY MANAGER'S BUSINESS

The City Manager alerted the Council to anticipate soon evaluating proposals to select a preferred executive search firm to lead the recruitment for the next City Manager.

LEGAL BUSINESS

The City Attorney updated the Council on a process underway to consider changes to policies in City code pertaining to the parking of recreational vehicles (RVs) and abandoned vehicles.

ADJOURN [8:43 PM]

There was a brief break to switch Zoom accounts.

EXECUTIVE SESSION [8:49 PM]

- ORS 192.660(2)(h) Legal Counsel/Litigation

ADJOURN [9:14 PM]

ACTION MINUTES

September 15, 2025, at 7:00 PM

Wilsonville City Hall & Remote Video Conferencing

PRESENT:
Mayor O'Neil
Councilor President Berry
Councilor Dunwell
Councilor Cunningham
Councilor Shevlin

STAFF PRESENT:
Amanda Guile-Hinman, City Attorney
Jeanna Troha, Assistant City Manager
Hannah Young, Law Clerk
Andrea Villagrana, Human Resource Manager
Dan Pauly, Planning Manager
Miranda Bateschell, Planning Director
Kimberly Veliz, City Recorder
Zach Weigel, City Engineer
Zoe Mombert, Assistant to the City Manager

WORK SESSION

REVIEW OF AGENDA AND ITEMS ON CONSENT

There was none.

COUNCILORS' CONCERNS

There was none.

PRE-COUNCIL WORK SESSION

1. Parks and Recreation Department Staffing Assessment

Staff summarized the findings of a study that assessed Parks and Recreation operations and developed a five-year staffing plan. The project supports the Council's two-year goal around maintaining park service levels as additional acreage is added and helps ensure that the department has the capacity to develop and maintain programs and public spaces that meet the community's needs.

2. Public Safety Project Update – Solutions for Graffiti Abatement and Adding Administrative Warrants Process

Staff sought the Council's input on alternatives to address the City's response to reports of graffiti and other code enforcement challenges. In conjunction, the Council guided staff to pursue an administrative warrant process that would aid staff and police when likely violations of City code occur on private property.

ADJOURN [6:15 PM]

EXECUTIVE SESSION [6:21 PM]

- ORS 192.660(2)(f) Exempt Public Records - *To consider information or records that are exempt by law from public inspection.*

- ORS 192.660(2)(h) Legal Counsel/Litigation - *To consult with counsel concerning the legal rights and duties of a public body with regard to current litigation or litigation likely to be filed.*

ADJOURN [7:20 PM]

CITY COUNCIL MEETING [7:31 PM]

CALL TO ORDER

1. Roll Call

2. Pledge of Allegiance

3. Motion to approve the following order of the agenda.

The agenda was approved 5-0.

MAYOR'S BUSINESS

4. Upcoming Meetings *(Link to City Calendar: https://www.wilsonvilleoregon.gov/calendar)*

Upcoming meetings were announced by the Mayor as well as the regional meetings he attended on behalf of the City.

COMMUNICATIONS

5. Rotary Peace City Initiative

Wilsonville Rotary representative Dr. Laura Lajoie discussed a Rotary initiative to establish Wilsonville as an International City of Peace.

6. Community Enhancement PSU/CCCF Art Behind the Walls

Portland State University (PSU) professor Deb Arthur summarized the university's recent collaboration with inmates from the Coffee Creek Correctional Facility. "Art Behind the Walls," funded by the Wilsonville-Metro Community Enhancement Program, allowed inmates to earn college credits developing personal collages that were later displayed at the Wilsonville Library.

CITIZEN INPUT AND COMMUNITY ANNOUNCEMENTS

This is an opportunity for visitors to address the City Council on any matter concerning City's Business or any matter over which the Council has control. It is also the time to address items not on the agenda. It is also the time to address items that are on the agenda but not scheduled for a public hearing. Staff and the City Council will make every effort to respond to questions raised during citizen input before tonight's meeting ends or as quickly as possible thereafter. Please limit your comments to three minutes.

COUNCILOR COMMENTS, LIAISON REPORTS AND MEETING ANNOUNCEMENTS

Councilors announced prior and upcoming meetings and events.

CONSENT AGENDA

There was none.

NEW BUSINESS

7. Executive Recruitment Firm Selection

After completing its evaluation of executive search firms that were under consideration to lead the upcoming City Manager recruitment process, the Council selected GMP Consultants.

Passed 4-1.

CONTINUING BUSINESS

There was none.

PUBLIC HEARING

8. **Resolution No. 3209** *(Legislative Non-Land Use Hearing)*
   A Resolution of the City of Wilsonville Adopting the Sewer System Development Charge Methodology Reports and Establishing the Charge Rates and Amending Resolution No. 1987.

After a public hearing Resolution No. 3209 passed 5-0.

9. **Resolution No. 3210** *(Legislative Non-Land Use Hearing)*
   A Resolution of the City of Wilsonville Adopting the Stormwater System Development Charge Methodology Reports and Establishing the Charge Rates and Amending Resolution No. 2353.

After a public hearing Resolution No. 3210 passed 5-0.

CITY MANAGER'S BUSINESS

Council was reminded that on October 6, 2025, there would be a joint meeting with Planning Commission and the City Council.

LEGAL BUSINESS

The City Attorney noted that she and the City were among those recognized by the Oregon City Attorneys Association with an Outstanding Achievement Award for "monumental efforts relating to public camping regulations in Oregon."

ADJOURN [8:50 PM]

SPECIAL CITY COUNCIL MINUTES

September 25, 2025 at 5:00 PM

Wilsonville City Hall & Remote Video Conferencing

PRESENT:
Mayor O'Neil
Councilor President Berry
Councilor Cunningham
Councilor Shevlin

STAFF PRESENT:
Amanda Guile-Hinman, City Attorney
Jeanna Troha, Assistant City Manager
Bryan Cosgrove, City Manager
Zoe Mombert, Assistant to the City Manager

CALL TO ORDER [5:00 PM]

1. Roll Call

2. Pledge of Allegiance

3. Motion to approve the following order of the agenda.

Passed 4-0.

MAYOR'S BUSINESS

None.

COMMUNICATIONS

None.

CITIZEN INPUT AND COMMUNITY ANNOUNCEMENTS

This is an opportunity for visitors to address the City Council on any matter concerning City's Business or any matter over which the Council has control. It is also the time to address items not on the agenda. It is also the time to address items that are on the agenda but not scheduled for a public hearing. Staff and the City Council will make every effort to respond to questions raised during citizen input before tonight's meeting ends or as quickly as possible thereafter. Please limit your comments to three minutes.

COUNCILOR COMMENTS, LIAISON REPORTS AND MEETING ANNOUNCEMENTS

None.

CONSENT AGENDA

None.

NEW BUSINESS

4. City Council Vacancy

Council moved to approve the September 24, 2025, Mayor's proposal with the edit that applications must be received by the City Recorder by Friday, October 10, 2025 at 5:00 p.m. and striking for the purposes of this motion, subsection 9 appointment application. Motion passed unanimously, 4-0.

Council moved to approve the application as edited. Motion passed unanimously, 4-0.

CONTINUING BUSINESS

None.

PUBLIC HEARING

None.

CITY MANAGER'S BUSINESS

None.

LEGAL BUSINESS

None.

ADJOURN [5:52 PM]

PLANNING COMMISSION

WEDNESDAY, OCTOBER 8, 2025

INFORMATIONAL

4. 2025 PC Work Program *(No staff presentation)*

2025 DRAFT PC WORK PROGRAM SCHEDULE

Updated 9/3/2025

AGENDA ITEMS			
Date	**Informational**	**Work Sessions**	**Public Hearings**
JANUARY 8		• Climate Action Plan • CFEC Parking	
FEBRUARY 12		• Wilsonville Industrial Land Readiness (Basalt Creek)	
MARCH 12		• Wilsonville Industrial Land Readiness (Basalt Creek)	
APRIL 9		• CFEC Parking • Housing Our Future	
MAY 14		• Wilsonville Industrial Land Readiness (Basalt Creek) • CFEC Parking	• Housing Our Future
JUNE 11	• Annual Housing Report		• CFEC Parking
JULY 9		• Wilsonville Industrial Land Readiness (Citywide)	
AUGUST 13		• Climate Action Plan	
SEPTEMBER 10		• Wilsonville Industrial Land Readiness (Code-Basalt Creek)	
OCTOBER 6 Joint WS with City Council		• Wilsonville Industrial Land Readiness (West Railroad-Basalt Creek)	
OCTOBER 8			• Climate Action Plan
NOVEMBER 12		• Wilsonville Industrial Land Readiness (West RR & Citywide/EOA)	
DECEMBER 10		• Wilsonville Industrial Land Readiness (Basalt Creek Master Plan & Code) • Housing Statute Compliance-Code Assessment	
JAN. 14, 2026			

2025 Projects To Be Scheduled	Future (2026)
• Water Distribution System Master Plan • Solid Waste and Recycling Code Update	• Housing Our Future Implementation • Housing Compliance from 2025 Legislative Session • WILR (Basalt Creek Master Plan & Code, & Citywide EOA adoption) – February 11, 2026

\\cityhall\cityhall\planning\Planning Public\.Planning Commission\Scheduling\2024 PC WORK PROGRAM SCHEDULE.docx