



# ARTS, CULTURE, AND HERITAGE COMMISSION AGENDA

May 22, 2024 at 5:00 PM

Wilsonville City Hall

---

## **PARTICIPANTS MAY ATTEND THE MEETING AT:**

City Hall, 29799 SW Town Center Loop East, Wilsonville, Oregon

Zoom: <https://us02web.zoom.us/j/84477254668>

## **TO PARTICIPATE REMOTELY OR PROVIDE PUBLIC COMMENT:**

Register with Wilsonville Parks and Recreation:

[ACHC@ci.wilsonville.or.us](mailto:ACHC@ci.wilsonville.or.us) or 503-783-7529

Individuals may submit comments by 12:00 PM on the day before the meeting date via email to the address above, or may mail written comments to:

Wilsonville Parks and Recreation Department

29799 SW Town Center Loop East, Wilsonville, OR 97070

## **CALL TO ORDER [5:00 PM]**

1. Roll Call

## **CONSENT AGENDA [5:02 PM]**

2. Approval of Minutes: 4.17.2024

## **CITIZEN INPUT [5:05 PM]**

## **ARTS & CULTURE PROGRAM COORDINATOR UPDATE [5:10 PM]**

## **COMMISSION BUSINESS**

3. Peter Erskine, Solar Spectrum Art at Wilsonville Library [5:15 PM]
4. Skatepark Mural Request for Proposals (RFP) Review [5:30 PM]

## **ADJOURN**

## **NEXT MEETING**

Tuesday, July 9, 2024 6:00 PM

*Time frames for agenda items are not time certain (i.e. agenda items may be considered earlier than indicated). The City will endeavor to provide the following services, without cost, if requested at least 48 hours prior to the meeting by contacting Laura Ruggles, Program Coordinator at 503-783-7529 or*

[ParksandRec@ci.wilsonville.or.us](mailto:ParksandRec@ci.wilsonville.or.us): assistive listening devices (ALD), sign language interpreter, and/or bilingual interpreter. Those who need accessibility assistance can contact the City by phone through the Federal Information Relay Service at 1-800-877-8339 for TTY/Voice communication.

Habr  interpretes disponibles para aquellas personas que no hablan Ingl s, previo acuerdo. Comun quese al 503-783-7529.



## ARTS, CULTURE, AND HERITAGE COMMISSION MINUTES

April 17, 2024 at 5:00 PM

Wilsonville City Hall

### CALL TO ORDER

A regular meeting for the Arts, Culture, and Heritage Commission (ACHC) was held at City Hall and called to order at 5:03PM

### PRESENT

Chair Deb Zundel, Vice Chair Angie Sims, Member Susan Schenk, Member Jason Jones, Member Benjamin Mefford, Member Nadine Elbitar, Member Sageera Oravil Abdulla Koya, Member David Altman

### EX OFFICIO/CITY STAFF/GUESTS

Carolina Wilde, DEI Committee Member  
 Ariella-Sophie Sternberg, Clackamas County Arts Alliance  
 Diane Alves, Clackamas County Arts Alliance  
 Julie Fitzgerald, Mayor  
 Kris Ammerman, Parks and Recreation Director,  
 Ethan Picman, Library Services Manager  
 Erika Valentine, Arts and Culture Program Coordinator

### CONSENT AGENDA

Member Altman made motion to approve the March 6, 2024 ACHC Minutes. Member Carlson seconded the motion. Motion passed.

### COMMISSION BUSINESS

#### Arts & Culture Program Coordinator Update

Erika Valentine provided an update on the Memorial Park Skatepark Project, Directory Project, and upcoming schedule.

#### Temporary Pride Mural Artist Selection

The selection panel reviewed and discussed the two applicants who submitted design proposals for the temporary mural that will be located on the exterior of the Parks and Recreation Admin Building. Member Jones made a motion to select artist Lauren Kyles to be awarded the temporary Pride Month Mural project. Member Schenk seconded the motion. Motion passed.

#### Upcoming Schedule, Projects, etc.

Valentine introduced the topic by reminding the Commission about their priorities which came from the Arts, Culture, and Heritage Strategy. She also referenced their Five-Year Action Plan/Annual One-

Year Implementation Plan which was previously adopted. The ACHC began a discussion about their upcoming projects. Chair Zundel expressed interest in investigating some kind of Cultural/international festival which would be in collaboration with the DEI Committee. The Commission will continue their discussion at an upcoming meeting.

**ADJOURN**

Meeting adjourned at 6:04PM.



## Arts, Culture & Heritage Commission Staff Report

---

**Date: May 22, 2024**

**From: Erika Valentine, Arts & Culture Program Coordinator  
Peter Eskine, Artist**

**Subject: Peter Erskine, Solar Spectrum Art at Wilsonville Library (100 Libraries Project)**

### **Recommended Action:**

Review website and receive presentation from Artist Peter Erskine in order to provide input.

**Artist website:** <https://erskinesolarart.net/>

The ACHC should make a motion on whether or not they approve Peter Erskine to continue in his investigative and developmental phase of this project.

### **Overview/ Background:**

Peter Erskine is a solar spectrum artist and first approached the City of Wilsonville in February as he is interested in installing his work in the Wilsonville Public Library as a donation and part of his 100 Libraries Project Initiative. He is interested in installing his work in one of the skylights located in the Wilsonville Library. The ACHC should be aware that the City's Public Works Department, Building Department, etc. will be involved with the project process and will be determining if the project is feasible from a facilities, codes, and safety stand-point.

In late April 2024 Shasta Sasser (Library Director) and Erika Valentine (Arts and Culture Program Coordinator) presented to the City's internal Facility Project Team which consists of staff from various City departments. Sasser and Valentine provided a high level overview of Peter's work to get input on feasibility. In Early May there was another meeting with Peter Erskine (artist) and City Staff from the Library, Parks and Recreation, and Public Works to continue to discuss next steps and feasibility regarding Peter's process.

City staff are in favor of the project moving forward, pending all necessary approvals are met in regards to code compliance, safety, etc. which will be determined by City Leadership.

[Per the City's 'Public Art Policy and Guidelines':](#)

### *C. Donations*

*The ACHC must review all donation applications and may recommend acceptance or refusal of a donation. The ACHC may make recommendations regarding donated artwork to City staff once artwork is accepted into the Public Art Collection, or on an ongoing basis.*

And

#### *D. Acceptance Criteria Applicable to All Public Art Program Artworks*

*The ACHC must review any proposed commission, lease, purchase, or donation of artwork for artistic merit, site appropriateness, potential liability, safety, cost of installation, cost of maintenance and any seller or donor stipulations to approve or deny the gift. An artwork may not be accepted into the Public Art Collection if the following criteria are not satisfied, which must be determined and documented by the ACHC, in consultation with City staff, prior to accession:*

- *The artwork must be an original and unique work, or a limited edition artwork;*
- *The artwork may not be a duplicated copy or reproduction;*
- *If the authenticity of an artwork could reasonably be questioned, it must be authenticated by a reputable authority;*
- *There must be a budget allocation available for the acquisition and other associated costs (e.g., transportation, installation of the artwork, installation of a plaque or signage, and maintenance); and,*
- *The City must be able to adequately and safely display, and maintain and reasonably secure the artwork. Factors affecting these considerations may include materials, construction, durability (long and short term, depending on the intended life of the artwork), maintenance requirements, repair costs, potential for theft or vandalism, public access, and safety.*

#### **Next Steps:**

Peter Erskine will continue to work with City Staff on moving the project forward by hitting all necessary requirements as deemed by the City. He will work with Public Works in order to get access to the skylights to determine additional project details and be appropriately contracted with the City. Erika Valentine will continue to keep the ACHC informed of any developments and timelines as they develop.

#### **Location in Library:**



#### **Examples of Past Work:**





## Arts, Culture & Heritage Commission Staff Report

---

**Date: May 22, 2024**

**From: Erika Valentine, Arts & Culture Program Coordinator  
Raziah Roushan, Public Art Consultant**

**Subject: Skatepark Mural Request for Proposals (RFP) Review – Guidelines and Overview**

### **Recommended Action:**

The ACHC\* ('Panel' or 'Committee') should first read this Staff Report and attached Scope of Work, and then review, provide feedback and score the top four Skatepark Mural Design Proposals. Panelists should read each artists' entire proposal.

By the conclusion of the meeting the Panel will decide which artist and their corresponding design should be selected and awarded the project.

### **Overview and Background:**

Thank you for participating in the Wilsonville Memorial Skatepark Public Art Review process. Reviewing Public Art initiatives for the City is a noble community service of providing your time, experience, and vision for how future generations will be inspired and engaged.

At the March 6, 2024 ACHC meeting the Panel reviewed eight artist applications and made a motion regarding which top four artists should advance to the Request for proposal (RFP) design round. The top four artists were compensated for completing their design proposals (\$600 each) and all four artists successfully turned their RFP Bundles in on time.

Below are best practices and instructions to guide you through this process, and to prepare for the May 22, 2024 meeting.

### **Best practices as you begin the review process:**

1. **Please score independently.** While ACHC meetings are all public meetings and information is public record, please do not share or disclose application materials, contact information, nor scores with non-staff or non-review committee members. This is in an effort to keep the review process non-biased.
2. **Prioritize your time and energy to focus on your duty as a reviewer.** Find a comfortable space, and clear your mind of the day's chatter.
3. Remember, **you are a steward for the entire Wilsonville community.**

\*Please note the ACHC are joined by two members of the Skate Community to go through this review process, so instead of referring to the 'ACHC' instead the group is referred to as 'Panel' or 'Committee.'



- a. Consider how the local community will engage with the new art as it relates to the Skatepark, the surrounding natural landscape and proximity to trails, playground, sports fields, and the various programs and events that take place in Memorial Park.
  - b. Consider the local skate community and skate culture, as this project is at and on the Skatepark.
4. **Remove personal bias or rigid subjectivity.** Each artist will have a unique voice in their portfolio. Approach scoring objectively by evaluating the caliber of artists' design consistency, color pallet(s), composition development, and methodology for creating public works. Doing so ensures an equitable approach for all the applicants no matter their subject matter (figurative, abstract, text-based, etc.). It is not about what you personally like, but about what the community will come to love over time!
5. **Familiarize yourself with the RFQ scope and the installation site.**
- a. The RFQ can be found on the City's website [HERE](#) as well as below in the packet.
  - b. Consider the overall site map. The Skatepark is located within Memorial Park, bordering Willamette River and natural areas.
  - c. Murals will be painted on all out-facing, concrete surfaces, visible to vehicle and pedestrian activities.
  - d. This is a \$15,000 all-inclusive budget.
  - e. The selected artist will complete mural(s) between June-August 2024.
6. Before beginning the actual scoring process, take a minute to **browse through all the designs.** Doing this will provide you context for each artists' style and skillset among the grouping.
7. Next, **familiarize yourself with the Scoring Rubric** (details below).

#### Reviewing and Scoring:

Scoring for this initiative utilizes an objective, rank-based system through a rubric. Each reviewer is provided the same Scoring Rubric to enter their responses. The Scoring Rubric will be supplied with the artists' names which correspond with their submitted RFP materials. The Total column within the Rubric will automatically average scores from the four categories as they are entered. Once issued your Scoring Rubric, please save your copy with your name as follows: "Scoring Rubric Skatepark 2024 RFP Phase\_FirstLast Name Scores". Example: "Scoring Rubric Skatepark 2024 RFP Phase\_ErikaValentine Scores"

As a reminder, this scoring process helps guide discussion through data, as well as provides feedback should artists request it. However, the scores do not necessarily direct the final result as the Panel will be able to discuss each proposal as they wish, which may ultimately shape the final decision and motion.

**Please submit all scores, and any notes within the Rubric, to Erika Valentine by 10:00am, Friday, May 17, 2024.** This will give staff time to compile the average of all reviewers' scores. This will provide a ranked list as a starting point for discussion. This will ensure meaningful and efficient conversations for the entire panel. Through discussions, reviewers may also adjust their scores if desired during the meeting.

#### The Review Criteria for this phase are the following four categories:

1. Originality and Creativity of Design (15 points max)
2. Artistic Merit of Design (15 points max)
3. Design's relevance to the site and community users (15 points max)
4. Juror's Fancy (Optional, 5 points max)

The Scoring Rubric is a spreadsheet as such:

Candidate Name	Originality and Creativity of Design (15 points max)	Artistic Merit of Design (15 points max)	Design's relevance to the site and community users (15 points max)	Juror's Fancy (Optional, 5 points max)	TOTAL (50 possible)	Notes from Reviewer
<b>First Last</b>	Score 1-15 1 being low; 15 being high  <i>Subjective,</i> Does it feel pretty, edgy, interesting or calming? Do you like it? Does it feel unique?	Score 1-15 1 being low; 15 being high  <i>Subjective,</i> Does the design look complete, well thought out, and of high quality?	Score 1-15 1 being low; 15 being high  <i>Subjective,</i> Will it be fun to program the park around? Will skateboarders enjoy it?	Score 1-5 1 being low; 5 being high  <i>All artists may have perfect/ or tied scores so this category is where Panelists can tip the scale on who they'd like to be awarded the project.</i>	This column will automatically calculate	Provide brief positive or constructive criticism as notes to rely on during review discussions.  These notes will be recorded and made available to artists if requested.

**As you work through your scoring process, be mindful to**

1. Find your groove and enjoy the process!
2. Use whole numbers only; no decimals or half measures.
3. Focus on artist's style and caliber.
  1. What stands out about their ability as a visual artist? Composition, color, scale, methodology toward public art, other highlights..
  2. Do their submitted designs look finished and engaging? Have they utilized the space well?
4. Give grace for how artists bundle their materials.
  1. Some artists have more experience bundling applications. It does not mean that the quality of the overall bundle reflects their actual murals in the physical space, and vice versa.
  2. Do not get distracted by grammar or structure. English may be some artists' second language.
5. Remember to save your spreadsheet file routinely as you go.
6. Once complete, submit your scores to Erika Valentine so they can be collated in advance of the May 22<sup>nd</sup> meeting.

All scores are due to **Erika Valentine by 10:00am, Friday, May 17, 2024.**

**May 22, 2024 Meeting Expectations:**

The May 22, 2024 ACHC Meeting is when this review committee will officially discuss and select who to award the Memorial Park Skatepark Mural Project to. The meeting will include reviewers providing poignant feedback to Staff as they oversee the administrative steps.

Discussions will begin by displaying the aggregated scores from the Committee's reviews, sorted from highest to lowest. This reflects and acknowledges the prior work accomplished individually through reviewing proposals. The Committee will be asked for consensus to remove lowest ranked candidates at this point, and to focus further discussions on the two highest ranked candidates. Discussions are aimed at sharing positive and constructive criticism by Committee members to build consensus on what artist/design should be selected.

The Committee will then need to make a motion and take a vote; the motion will state the name of the artist they would like to award this project to and if applicable, any adjustments for design. As a reminder, all meetings are recorded and public record.

**Attachments:**

- Scope of Work from Artist Agreement
- Scoring Rubric
  
- Bundled Design Proposals from four artists in this phase:
  - Abigail Penfold
  - Liza Mana Burns
  - Mila Sketch
  - Travis Fields

# EXHIBIT A

## SCOPE OF WORK

**The deadline to submit your completed proposal is by 5:00pm on May 3, 2024.**

You are expected to submit the following in your proposal:

1. Description of Concept Include:
  - a) Inspiration behind the design such as: imagery, narrative, symbols, and colors (300 words max)
  - b) If applicable to your design; research process specific to this site and community (150 words max)
  - c) Summary of materials, longevity, maintenance (150 words max)
2. A to-scale, site-specific mural design based on the multiple elevations of the skatepark. Please do not submit a single rectilinear design. Design sketches should show all exterior walls/sides to be painted. Refer to site images from in RFQ.
3. Budget itemizing the cost of labor and materials, and lodging if applicable. *Reminder:* This project is an all-inclusive \$15,000 budget.
4. Timeline, including preparation, painting, and clean-up. *Note:* Painting should commence between June-August 2024.
5. Any potential requests of the City. ex: Power washing, concrete repairs, access to water, electrical and restroom, overnight storage, etc.

**\*RFP materials are to be bundled and submitted as one (1) .pdf file, named as "First Last Name Memorial Skatepark RFP 2024.pdf" and sent to [EValentine@ci.wilsonville.or.us](mailto:EValentine@ci.wilsonville.or.us)**

NAME	Originality and Creativity of Design (15 points max)	Artistic Merit of Design (15 points max)	Design's relevance to the site and community users (15 points max)	Juror's Fancy (Optional, 5 points max)	TOTAL	Notes - Provide brief positive or constructive criticism as notes to rely on during review discussions. These notes will be recorded and made available to artists if requested.
	<i>Subjective</i> , Does it feel pretty, edgy, interesting or calming? Do you like it? Does it feel unique?	<i>Subjective</i> , Does the design look complete, well thought out, and of high quality?	<i>Subjective</i> , Will it be fun to program the park around? Will skateboarders enjoy it?	<i>All artists may have perfect/ or tied scores so this category is where Panelists can tip the scale on who they'd like to be awarded the project.</i>		
Abigail Penfold					0	
Liza Mana Burns					0	
Mila Sketch					0	
Travis Fields					0	

City of Wilsonville Memorial Skatepark Mural  
 Abigail Penfold  
 3701 SE 6th Street  
 Renton, WA 98058  
 716-984-1729  
 alp.fineart@gmail.com  
 www.abigailpenfold.com

### Description of Concept

My proposed design for the Wilsonville Memorial Skatepark Mural is inspired by the landscapes of the Willamette Valley and the wildlife that inhabits the area. As Wilsonville is the gateway to the valley I wanted to highlight the nature that encompasses the town and skatepark in a fun and unique way that relates to skateboarding. The concept narrates the story of building a skateboard, as each section features different animals or insects carrying the various components that make up a board.


The story begins at Wall 3, which will be painted in an illustrative way to resemble a log as it is possibly used as a seat during skate sessions and relates to the skateboard deck that is initially made out of wood. The log is detailed with ants and Western skink lizards, both carrying bolts that are used to attach the skateboard trucks to the deck. In addition there will be Chicken of the Woods mushrooms and some bright green moss to give the scene a pop of color. Wall 4, 2 and 1 narrate some local creatures tree top activities, as two Ospreys (Oregon's State Raptor) add some skate wheels and a metal truck to their nest, American red squirrels forage for "nuts" an essential part of the board and in Wall 4 a Pileated woodpecker family is occupied with a bearing that is used as part of the skateboard wheel. Around the other side of the park Wall 5 and 6 depict Coho salmon swimming upstream, chasing after rubber skate bushings on the Willamette River. Wall 7 and 8 feature Oregon's state animal, the American beaver, a perfect skate deck builder! Lastly Wall 9 shows the viewers the final product, a completed skateboard, with a carved inscription of the park name.

### Research Process

For this project I spent a great deal of time reading about Wilsonville's history and the environment of the surrounding Willamette Valley. I learned a lot about the animals that reside in the region and made an effort to include them in my concept, along with their habitats. I also researched Wilsonville's skatepark history, additions and changes to this site and the current skate scene. As I am an avid skater myself, the skate community and achievements are very interesting to me and I even went to check out the skatepark in person for research and to have a bit of fun. My knowledge of skateboarding also helped me to create this concept as I understand all the parts needed to build a complete board. I feel as though anyone on wheels can relate to this concept and that it also help the viewers learn more about skateboarding and the local wildlife in a subtle, yet eye-catching way.

### Materials and Maintenance

The imagery will be tied together through the narrative and coordinating colors, which will be carried out with a combination of Montana Colors spray paint mainly (MTN94 series) and Nova Color acrylic paint made specifically for outdoor mural painting. I have used both of these paints for years in past projects and they are known to be very durable and long lasting, made for mural painting on any surface. I specifically choose colors that are fade resistant and contain pigments that do not yellow in harsh sunlight. A primer, KILZ All-Purpose Interior/ Exterior is best, will be necessary before any painting can begin which I can apply myself with a sprayer. In addition an "anti-graffiti" UV protective coating, Mural Colors-ColorShield & OverCoat, will be applied upon completion of the project with sprayer. I have used this product many times and the murals last for decades, and also allows for safe graffiti clean up.



(RIGHT SIDE - WALL 2)

4ft




10ft

Wall 1 (side of wall 2)

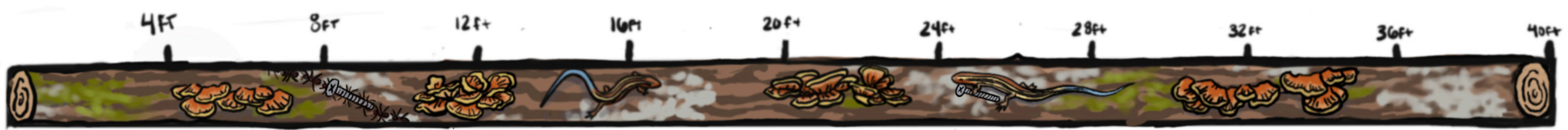


Wall 2





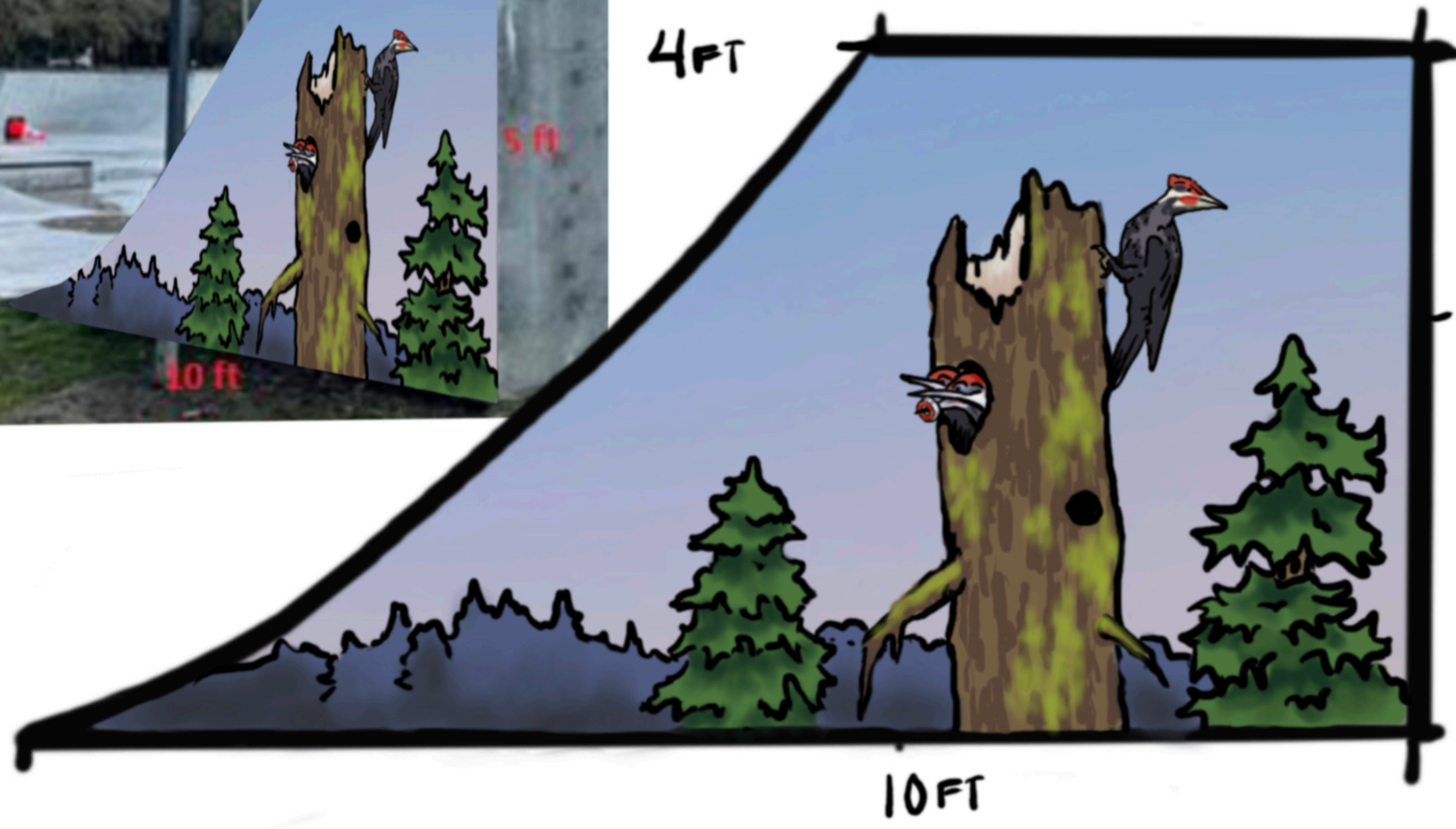
# Wall 3



Wall 4 (side of wall 2)




(LEFT SIDE - WALL 2)




Wall 6



Wall 5



# Wall 6 & Wall 5





Wall 8



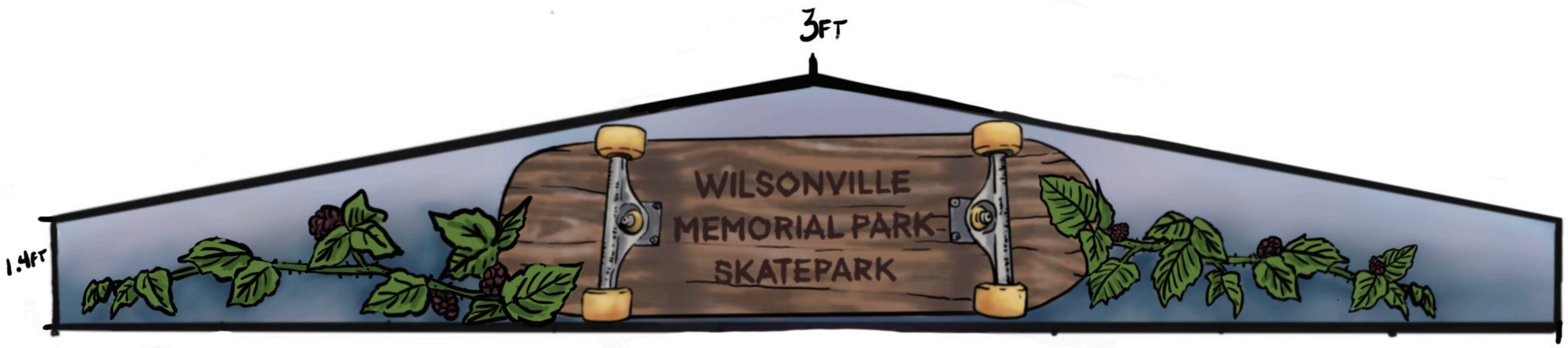
Wall 7



# Wall 8 & 7



Wall 9



City of Wilsonville Memorial Skatepark Mural  
Abigail Penfold  
3701 SE 6th Street  
Renton, WA 98058  
716-984-1729  
alp.fineart@gmail.com  
www.abigailpenfold.com  
@abigailpenfold\_art

Budget

I will be using a combination of Montana Colors Spray Paint (MTN 94) and some Nova Color Acrylic Paint to paint this mural. A primer must be applied to the walls before the painting can begin and a UV Paint Protector and “anti-graffiti” coating, applied upon completion of mural. My calculations are based on cost of materials, labor and travel/lodging.

Paint & Supplies

KILZ All-Purpose Interior/ Exterior Primer - 6 gallon	\$150.00
MTN 94 - Montana Spray Paint	\$2,000.00
Nova Color Acrylics	\$500.00
Paint Supplies- Rollers, brushes, caps, drop cloths, tape, gloves, etc.	\$300.00
Paint Sprayer equipment used for primer, mural coating	\$450.00
UV Paint Protector and “anti-graffiti” coating, applied upon completion of mural.	
Mural Colors product- ColorShield & OverCoat, 6 gallon x 2	\$1,500.00

Materials Total= **\$4,900.00**

Cost of Labor

\$65 per hour x 120 hours (3 weeks with primer and coating)	\$7,800.00
---	------------

Labor Total= **\$7,800.00**

Travel/Lodging

Transportation, fuel	\$300.00
3 weeks stay at Hotel (Motel 6, Quality Inn & Suites, etc.)	\$2,000.00

Travel/Lodging= **\$2,300.00**

**Total Budget Cost = \$15,000.00**

City of Wilsonville Memorial Skatepark Mural  
Abigail Penfold  
3701 SE 6th Street  
Renton, WA 98058  
716-984-1729  
alp.fineart@gmail.com  
www.abigailpenfold.com  
@abigailpenfold\_art

#### Mural Timeline

Mural Project Start Date- Monday June 24th

Preparation, prime walls- June 24th/25th

Painting of Concept- June 25th/26th - July 10th

Application of Mural Coating(s)- July 11th- July 14th

Clean Up- July 15th

Work at mural site will take place consistently from 8am to 8pm with breaks inbetween. I am more than willing to work with the community and make the park available for skating as much as possible while painting.

#### Requests

I would request that the walls be power washed one week prior to the proposed start date, June 24th. Also to have access to water and the park restroom, overnight storage facility for paints and supplies would be greatly appreciated. I will only require power when using the paint sprayer (6/24, 6/25, 7/11-7/14). Concrete repairs are not necessary.



# WILSONVILLE SKATEPARK

## MURAL PROPOSAL

**LIZA MANA BURNS**  
DESIGN • ILLUSTRATION • ANIMATION • MURALS



**WILSONVILLE SKATEPARK MURAL PROPOSAL**

**INCLUDED IN THIS PROPOSAL:**

**DESCRIPTION OF CONCEPT ..... 3**  
Inspiration behind the Design ..... 3  
Research Process ..... 3,4  
Summary of Materials ..... 3

**MURAL DESIGN ..... 5**  
Wall 1 ..... 5  
Wall 2 ..... 6  
Wall 3 ..... 7  
Wall 4 ..... 8  
Walls 1, 2, and 4 ..... 9  
Wall 5 ..... 10  
Wall 6 ..... 11  
Walls 5 and 6 ..... 12  
Wall 7 ..... 13  
Wall 8 ..... 14  
Walls 7 and 8 ..... 15  
Wall 9 ..... 16

**BUDGET ..... 17**

**TIMELINE ..... 18**

**REQUESTS FOR THE CITY ..... 19**

## DESCRIPTION OF THE CONCEPT

### INSPIRATION BEHIND THE DESIGN

For this mural, I crafted a “mental map” of Wilsonville and its surroundings. This map isn’t geographically accurate, but rather captures the feeling of *place memory and lived experience*. It reflects the internal map that forms in one’s mind over time spent living in Wilsonville, with landmarks like nearby mountains, Portland to the north, and farmlands beyond a bridge incorporated in a half-real, half-imagined way.

Utilizing the geographic axis of the Willamette River/I5, and various local roads as a guide, I mapped out areas significant to Wilsonville; from the historic old town, parks, creeks, and neighborhoods to downtown, CCC campus, and city hall. Additionally, I included destinations that feel like they are “in my backyard” to Wilsonville, such as Portland, the coast, and the mountains. The mural pieces are deliberately complex, designed to reward repeat viewings with new discoveries to be made each time. Some pieces to hunt for: a dozen hidden skateboards, Sasquatch, some pizza, a tent, a magical elk, and a fire lookout.

Each section of the mural is distinguished by a unique color palette, starting with green on the Hero Wall (walls 1, 2, and 4) and transitioning through different hues like blue-green, red-purple-yellow, blue-purple, and yellow-orange-brown-red. These vivid palettes create diverse “mental maps” within the overarching theme of “Living in Wilsonville.”

I am eager to hear feedback from the skating community and the decision committee on potential additions or special elements that may resonate with the local community. This collaborative process of incorporating community “easter eggs” is integral to my artistic approach, ensuring that the mural truly reflects the spirit of Wilsonville. For instance, in Eugene, the cement cheese structure in Washington Park holds more significance than the park’s sign, showcasing the importance of local insider knowledge in shaping public art.

### RESEARCH PROCESS

I began my research by studying a map of Wilsonville and the surrounding areas and interviewing people I knew who had lived or worked in Wilsonville; then I made an exhaustive list of places, objects, people, areas. I pored through the Wilsonville city website, followed @wilsonville\_skateparks on Instagram and learned about their advocacy in the skate world, read lots of pieces from the Wilsonville Historical Society, and watched “From Boone to Boom Town.” Once I had my list, I built out each wall using Wilsonville as the center, and the Willamette River and I5 Highway as my guides.

I also traveled to Wilsonville to cruise through the town, see some of the Heritage Trees (most of which made it into the mural!) and to see the skatepark itself. My kid ran up and down the slopes, as it was early morning and no one was there yet. **My key/original sketches are on page 4**, so you can see some of the parts of the map.

### SUMMARY OF MATERIALS

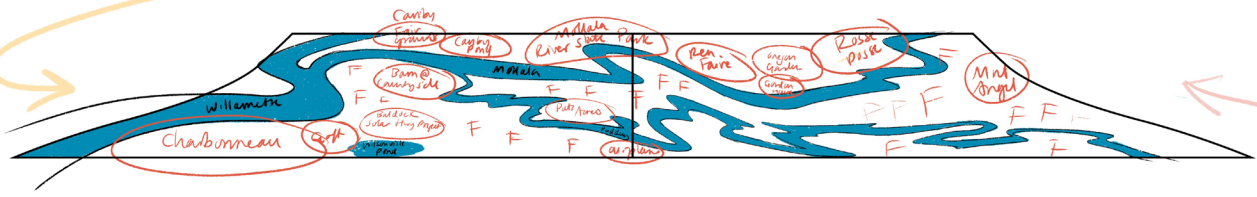
The mural will be primed, first with watered-down primer for maximum adhesion, then another thick layer of pure primer; then the art will be laid down with a mixture of latex house paint, artist acrylics, and high-flow exterior grade acrylics.

The mural should last as long as the concrete surface holds out, given some occasional cleaning and low-grade maintenance (moss removal, etc.) Forces we can’t control (sun exposure, concrete crumbling, damage from people or machines or weather) might affect the piece, but chances are low. The mural should last for a good long while without needing anything.

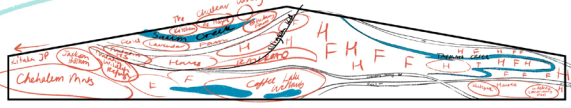
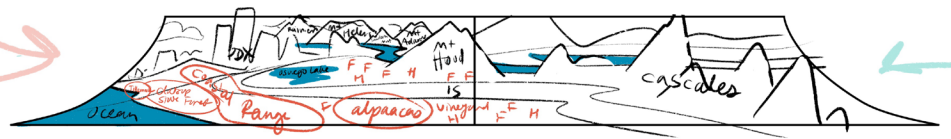
If damage occurs within one calendar year of completion, I can come out and fix it. If the damage is extensive (more than spot clean-up), we might need to negotiate a maintenance rate. My usual rate for fixing damages is a day rate (\$1000/day) not including material costs.



GROUP 1



X




**MURAL DESIGN**

**WALL 1**




**MURAL DESIGN**  
WALL 2



MURAL DESIGN

WALL 3




**MURAL DESIGN**

**WALL 4**



**MURAL DESIGN**  
WALL 1, 2, 4





MURAL DESIGN

WALL 5



**MURAL DESIGN**  
WALL 6




## MURAL DESIGN

WALL 5, 6



MURAL DESIGN

WALL 7



## MURAL DESIGN

WALL 8



## MURAL DESIGN

WALL 7, 8



MURAL DESIGN

WALL 9



# LIZA MANA BURNS

DESIGN • ILLUSTRATION • ANIMATION • MURALS

## BUDGET

<b>LINE ITEM</b>	<b>COST</b>
<b>ARTWORK CREATION</b> .....	<b>\$10,000</b>
<b>PAINT</b> .....	<b>\$1,000</b>
<b>SUPPLIES</b> .....	<b>\$500</b>
<i>Brushes, chalk, buckets, rags, sun cover, etc</i>	
<b>EQUIPMENT</b> .....	<b>\$500</b>
<i>Drop-cloths, platforms, carrying equipment</i>	
<b>EXCLUSIVE RIGHTS</b> .....	<b>\$1,000</b>
<b>GAS/TRAVEL</b> .....	<b>\$2,000</b>
<b>TOTAL</b> .....	<b>\$15,000</b>



## TIMELINE

These are *padded* estimates, and subject to change. I would bet it would take less time, but this is for safety. I will make every effort to maintain the timeline, and will be communicative with the City if the timeline needs to shift.

I believe this work can happen between the beginning of July and ending well before August 24th. My schedule isn't super constant, and with two little kids I will have to be a little flexible. I would imagine that the Preparation could happen in late June, with boots on the ground on the first of July.

Since the design is so complex, I understand that this might be a longer timeline than the City was hoping for. I do not think I will need complete skatepark closures while I work, but rather sectioned closures of a corner at a time.

### PREPARATION: 1 WEEK

City power washes mural walls: 1 day

Walls dry out: 3 sunny days

City cuts back grass around mural : 1 day

Any last feedback on design, adding/subtracting elements: 1 week

### PAINTING: 5-8 WEEKS

Primer 1: ~1 day

Primer 2: ~1 day

Walls 1,2,4: ~1-2 weeks

Wall 3: ~1 week

Walls 5,6: ~1-1.5 weeks

Walls 7,8: ~1-1.5 weeks

Wall 9: ~.5 week

Anti-graffiti coat

### CLEAN-UP: 1 DAY

## REQUESTS FOR THE CITY

### PRE-PAINTING

Power wash each wall

Concrete repairs on wall 3 (if possible)

Mow the grass down 3-4 feet around the wall

### WHILE ON SITE

Bathroom access

Water access

Overnight storage

---

**MILA SKETCH**

# Wilsonville Skatepark Mural Project Proposal

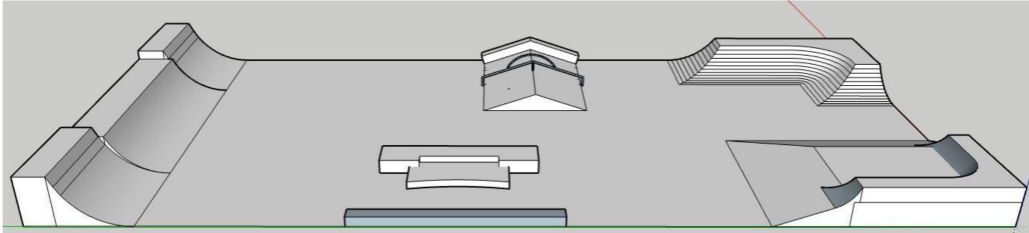
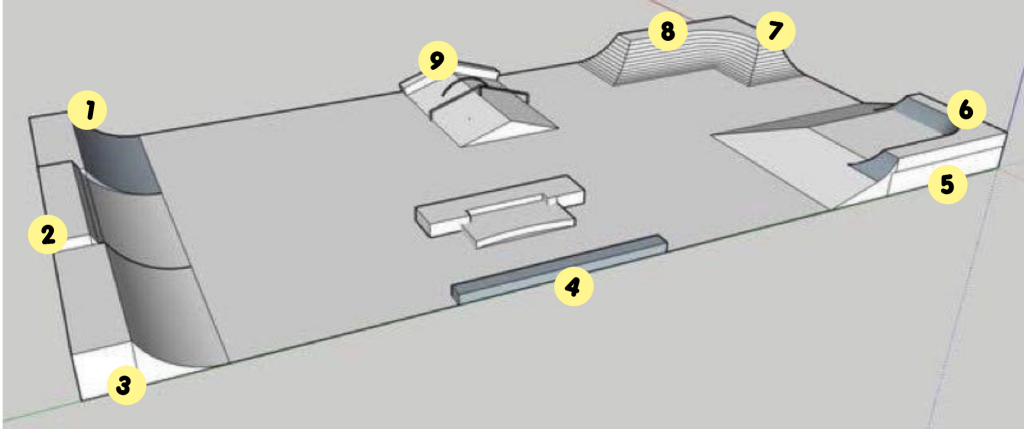
Prepared for: Erika Valentine, Arts & Culture Program Coordinator

Prepared by: Mila Sketch, Visual Artist

April 16, 2024

MILA SKETCH

Overall renderings



5x65Ft



1

2

3

1.8x40Ft



4

4x40Ft



5

6

3.5x30Ft



7

8

3x18Ft



9

---

## MILA SKETCH

# EXECUTIVE SUMMARY

### Description

Mila is envisioning the skatepark walls as one complete mural interconnected by several segments. Mila was inspired by the local Wilsonville nature and skateboard lifestyle worldwide.

Often seen in skateboard culture, the main pattern is not just a design choice. It's a nod to skateboarding's history, tracing back to its roots when surfers invented the skateboard to continue their passion during the off-season.

The dominant set of colors celebrates the fact that skateboarding was recognized by the Olympics not so long ago. The six Olympic colors—blue, yellow, black, green, and red on a white background—symbolize Olympism's universality.

---

### The main wall (1,2,3)



**The main wall (1,2,3)** features a skateboard with integrated words "Ride!" "Wilsonville" and "2024" on its wheels. Mila combines the skateboard with the local Pacific trillium flower. Pacific trillium attracted Mila aesthetically and, combined with the skateboard, looks like a skate shoe sole's herringbone pattern when seen from a distance.

These delicate white flowers are one of spring's early gifts and symbolize the opening of skate season.

### Wall 4



## Wall 5 & 6



### Wall (5 & 6)

Mila continues to unfold Wilsonville's pride and joy playfully and colorfully by inviting the viewers to immerse themselves in the area's important historical landmarks.

That allows the incorporation of a fun educational approach into the mural where the following historic buildings of the area can be found:

- Tauchman House
- The Peters & Aden General Store
- The Wilsonville Methodist Episcopal Church

Mila chose to highlight the Drug Store and Lodge Hall from "Main Street" of Willsonville. The choice was made based on the building's historical importance. Built in 1903, the Drug Store and Lodge Hall were essential to the area's social life and served as Wilsonville's first "community center."

- Stein-Boozier Barn
- Wagner's Water Well

Soundbox is a symbol of the importance of music in skateboarding practice.

A smiling face is a positive energy of endurance and resilience in skating.

**Wall 7 & 8**



Wilsonville Railroad Bridge connects walls 6 and 7.

The Willamette River is peacefully running through.

Boones Ferry is no longer there but was once the city's founding object. It serves as a reminder of Wilsonville's history and the loving memory of the groundbreaking generations.

The "Rainbow B" tugboat, which once towed log rafts along the Willamette River, symbolizes Oregon's logging industry.

**Wall 9**





---

## Timeline

The estimated mural installation timeline is three weeks, including priming the walls before painting the mural. The anticipated starting date is July 1st 2024.

## Painting Materials

Mila works with Behr Marquee high-quality exterior acrylic paint in a semigloss finish applied by various brushes.

Her murals are known for durability and longevity of at least 25 years without maintenance.

## Requests of the City


Power washing the walls, ensuring concrete is repaired and paint ready, access to water, electrical and restroom, and overnight storage.


















## BUDGET

Please note the mural installation fee is calculated based on \$13.9 per square foot.

Description	Quantity	Unit Price	Cost
Painting Materials	Mltpl	\$2,000	\$2,000
Travel & Lodging Fee	1	\$3,000	\$3,000
Mural Installation Fee	716SQFT	\$14	\$10,000
<b>Total</b>			<b>\$15,000</b>

## **Wilsonville Memorial Skatepark Mural Project Description of Concept**

### **Inspiration: Pushing Forward**

The essence of “pushing forward” both in a literal and metaphorical sense is the commonality all skaters in the community share. The optimism and shared camaraderie of engaging in the sport of skateboarding promotes positive mental health. The primary wall that’s most visible prominently features an image sequence of a skateboarder pushing across the wall. Their foot lifting up, making contact with the ground and pushing off again as the designs move around the walls. Expressive abstract forms and lines, connected through a vibrant yet natural color palette serves to activate the park with its energy and increase its visual appeal.

Every wall is united through a shared color palette, but each wall expresses themselves uniquely. The layered designs, often mirroring the shape and trajectory of the ramps acts as a metaphorical expression of each skater’s personality and style of skating. I wanted the designs to feel vibrant, expressive, positive and fun in nature. Borrowing from the rolling hills of the surrounding area and the layered horizons of mountainous peaks in the distance, you can infer variable horizon lines through out the designs. I made a conscious choice to keep the shapes playful to compliment the aesthetic and energy of Memorial Park.

My color pallet is a split complimentary color way borrowing from the teal and green in Wilsonville’s brand identity. Balancing the cool tones of the teal and green, I make use of purples, reds, oranges and pinks which can often be found in the evening sunset. Considering the various vantage points of the skatepark, I wanted it to feel fun and fresh for the local skate community, but also maintain visual appeal for other patrons of the park as well.

### **Research:**

I visited the park on numerous occasions to watch how the locals utilized the park and to get a sense of the activity surrounding it. I observed a very carefree, relaxed environment and everyone having lots of fun. The community of skaters seemed to be very supportive of one another and respectful towards the grounds. I took notice of the colors of the landscape at Memorial Park and incorporated them into my final designs. Due to the height constraints of some of the walls, I determined that a playful, abstract design would be best suited for the space and took my inspiration from watching skaters flow through the park.


### **Summary of materials, longevity and maintenance:**

My work is created with artist grade, high pigment and light fast spray paints. I use a brand called Montana and their paints are used by professional artists around the world. On their own, you can expect 5-10 years of light fastness and that climbs over 15 years with an artist grade clear coat. I prepare my surfaces with a pressure wash to clear dirt and debris. I use KILZ stain blocking exterior primers to prepare concrete surfaces and to promote proper adhesion of my spray paints. When done correctly, there should be no issues of paint chipping or fading. The final clear coat system is one I am familiar with applying. It is a 2-part clear coat and sacrificial wax layer system. The first coat seals the mural into the wall and the wax layer promotes easy removal of vandalism or grime without affecting the underlying artwork.

Wall 1,2,4



Wall 9



Wall 8,7



Wall 3



Wall 6,5







**CAMPO**  
**GRAPHIC**



























### Wilsonville Memorial Park Skatepark Mural Project

Project Budget, Materials, Labor and 2-part Clear Coating

Dimensions:  
 Wall 1 - 4' x 5' x 10' - 35 SF  
 Wall 2 - 5' x 45' - 225 SF  
 Wall 3 - 21" x 40" - 80 SF  
 Wall 4 - 4' x 5' x 10' - 35 SF  
 Wall 5 - 4' x 11' x 20' - 62 SF  
 Wall 6 - 4' x 11' x 20' - 62 SF  
 Wall 7 - 3.5' x 10' x 15' - 44 SF  
 Wall 8 - 3.5' x 10' x 15' - 44 SF  
 Wall 9 - 1.4' x 3' x 18' - 54 SF  
 Total Square Feet - 641 SF

Description:	QTY	Price / qty	Total
Surface area - In SF - Labor Rate	641	\$21.00	\$13461.00
Spray paint - In cans	100	\$8.99	\$899
Spray Paint Caps - 120 pack - 3 types	3	\$30.00	\$90.00
Primer - gallons - KILZ Primer	5	\$100.00	\$500.00
Tape - Orange Masking Tape - 6 rolls	6	\$5.00	\$30.00
Masking Paper - 3 rolls	3	\$5.00	\$15.00
Labor Total:			\$13461.00
Materials Total:			\$1534.00
Grand Total:			\$14995.00
Mural Shield - Clear Coat - In gallons	3	\$99.00	\$297.00
Worlds Best Graffiti Coating - Sacrificial Layer - Gallons	2	\$70.00	\$140.00

Sincerely,  
 Travis Fields  
 Campo Graphic - Murals and Design

## **Wilsonville Memorial Skatepark Mural Project Timeline of Completion**

Anticipated time frame for installation: **June 2024**

### **Timeline of Events:**

May 31st - Final selection and project award.

June 3rd - 7th - Initial contract signing and 50% deposit. Finalize designs and color palettes if any revisions are to be proposed by the committee.

June 8th-9th - Spray Paint order submitted. 7 day lead time for delivery. Additional materials gathered.

June 10th - 14th - Site preparations made. Pressure wash concrete surfaces. Apply primer to all paintable surfaces. Initial sketch up of designs on exterior ramp surfaces.

June 17th - Commence mural installation. 2 weeks estimated for completion. Skatepark closures should be minimal if at all. Surfaces can be painted one at a time and the area can be masked off so it should not interfere with traffic in the skatepark. Subject to discussion as needed.

June 28th - Estimated date of painting completion. 72 hours needed for paint to cure prior to applying clear coating. Client approval sign-off for mural installation.

July 8th - 2 part clear coating completed. Final 50% invoice submitted.

### **City Requests:**

Artist requests for pressure washing with an acid etching solution should be performed prior to priming the surfaces. Upon my preliminary site inspection, the concrete surfaces appear to be in relatively good shape, but there are some spots that could benefit from concrete patching as there were exposed chunks missing. My notes indicated calcium deposit build up on the corners of wall 2. Walls 3,5,6 and 8 could use concrete patching.

The long ledge labelled as WALL 3 appears to be older concrete and would require some additional pressure washing to remove mossy buildup on it. Electrical access will be required for me to prime the walls with a paint sprayer. Dependent upon the distance from outlet to walls, artist has some extension cables, but more maybe required to fully reach. Water access for cleaning paint sprayer on site will be required.