



**City of Willowick**  
**CITY COUNCIL REGULAR MEETING**

Tuesday, December 19, 2023 at 6:00 PM  
City Council Chambers

**ADA NOTICE**

In compliance with the Americans with Disabilities Act, individuals needing special accommodations (including auxiliary communicative aids and services) during this meeting should notify the City of Willowick at 440-585-3700 at least three working days before the meeting.

**AMENDED AGENDA**

**CALL MEETING TO ORDER**

1. The Twenty-Second Meeting of Council

**PLEDGE ALLEGIANCE**

**INVOCATION**

**ROLL CALL OF COUNCIL**

**APPROVAL OF MINUTES**

2. Motion to Approve the Minutes from the December 5, 2023, Regular Council Meeting

**APPOINTMENTS, SPECIAL RESOLUTIONS & PROCLAMATIONS**

3. Proclamation Recognizing Joseph Adam Schimizzi as Eagle Scout
4. Proclamation of Appreciation for J. Thomas Loncala

**ADMINISTRATIVE APPEALS**

5. Administrative Appeals Order No. 2023-25 (Bown)

An Order Granting a Variance and Exception to Allow a Second Accessory Structure in the Application of Section 1171.02(g) of the Codified Ordinances in the Board of Zoning Appeals

6. Administrative Appeals Order No. 2023-26 (Bown)

An Order Granting a Variance and Exception of 72 Sq. Ft. for an Accessory Structure in the Application of Section 1171.02(c) of the Codified Ordinances in Board of Zoning Appeals

**REPORTS & COMMUNICATIONS FROM THE MAYOR/SAFETY DIRECTOR**

**COUNCIL DISCUSSION OF THE MAYOR'S REPORT**

**GENERAL COMMUNICATIONS & REPORTS – Directors & Officials**

**Service Director** – Todd Shannon

**Recreation Director** – Julie Kless

**City Engineer** – Tim McLaughlin

**Finance Director** – Cheryl Benedict

**Law Director** – Stephanie Landgraf

**Police Chief** – Rob Daubenmire

**Fire Chief** – Bill Malovrh

**Chief Housing/Zoning Inspector** – Sean Brennan

## **WARD MATTERS**

### **PUBLIC PARTICIPATION**

*a) Public statement (1 minute maximum)*

*b) Council response to the public*

*c) Public clarification (30 seconds to 1 minute for the purpose of restating or rearticulating an original question, concern, suggestion or idea)*

### **REPORTS OF STANDING COMMITTEES**

**Finance** – Bisbee, Mohorcic, Loncala

**Safety** – Phares, Malta, Bisbee

**Service, Utilities & Public Lands** – Malta, Phares, Loncala

**Streets, Sidewalks & Sewers** – Malta, Antosh, Mohorcic

**Tax Compliance** – Koudela, Antosh, Loncala

**Moral Claims** – Antosh, Phares, Koudela

**Budget** – Mohorcic, Koudela, Bisbee

### **LIAISON REPORTS**

**Planning** – Phares/Alternate Antosh

**Board of Zoning Appeals** – Loncala/Alternate Koudela

**Volunteer Fire Fighters' Dependents Fund Board** – Antosh, Phares

**Recreation Board** – Bisbee/Alternate Phares

**Plan Review Board** – Antosh

**Hearts & Hammers** – Malta

### **FUND TRANSFERS & BID AUTHORIZATIONS**

### **CONTRACT APPROVALS**

### **INTRODUCTION & CONSIDERATION OF LEGISLATION**

7. Resolution No. 2023-51

A Resolution Requesting the County Auditor to Make Advance Payments of Taxes Pursuant to Ohio Revised Code Section 321.34 and Declaring an Emergency

8. Resolution No. 2023-52

A Resolution to Approve Authorizations (Then and Now Certificate) to Wiles, Richards Attorneys at Law in the Amount of \$13,238.45 for the City of Willowick and Declaring an Emergency

9. Resolution No. 2023-53

A Resolution Authorizing the City of Willowick to Use the Standard Allowance to Determine Revenue Loss for the Local Fiscal Recovery Funds, as Authorized by the American Rescue Plan Act of 2021, and the United States Department of Treasury, and Declaring an Emergency

10. Resolution No. 2023-54

A Resolution to Approve Authorizations (Then and Now Certificate) to Johnson's Fire Equipment Company in the Amount of \$46,675.39 for the City of Willowick, and Declaring an Emergency

11. Resolution No. 2023-55

A Resolution Authorizing the Transfer of Funds from the General Fund (101) to the Senior Citizen's Center Fund (220) and Declaring an Emergency

12. Resolution No. 2023-56

A Resolution Authorizing the Return of Advanced Funds from the Sewer Revenue Fund (205) to the General Fund (101) and Declaring an Emergency

13. Ordinance No. 2023-55

An Ordinance Authorizing an Expenditure in the Amount of \$355,916.00 from American Rescue Plan Act ("ARPA") Funds for the Purchase of a Braun Chief XL Ambulance through the Ohio Department of Administrative Services ("ODAS"), and Declaring an Emergency

14. Ordinance No. 2023-56

An Ordinance Amending Ordinance 2023-5 to Provide for Additional Appropriations from the General Fund (101); Street Construction, Maintenance and Repair Fund (202); State Highway Fund (203); Street Lighting Fund (204); Sewer Revenue Fund (205); Police & Fire Capital Levy Fund (207); Emergency Rescue Fund (208); Sanitary & Storm Lateral Levy Fund (211); Street improvement Levy Fund (213); Permissive License Fee Fund (215); Senior Citizen Center Fund (220); Local Fiscal Recovery/ARPA Fund (228); Law Enforcement Continuing Training Fund (232); Earned Benefits Fund (240); Municipal Tax Increment Equivalent Fund (302); E. 328th Sewer Improvement Phase 2 Fund (430); Fairway Storm Sewer Improvement Fund (432); Security Deposits (802); Donations and Bequests Fund (803); For Current Expenses and Other Expenditures of the City of Willowick, State of Ohio, During the Calendar Year Ending December 31, 2023, and Declaring an Emergency

15. Ordinance No. 2023-57

An Ordinance to Make Appropriations for Current Expenses and Other Expenditures of the City of Willowick, State of Ohio, During the First Quarter of the Calendar Year Ending December 31, 2024, and Declaring an Emergency

## MISCELLANEOUS

16. Motion Authorizing an Expenditure to the All American Fire in the Amount of \$32,389.00 for the Purchase of Equipment for the Willowick Fire Department

17. Motion to Authorize the Purchase of 2 LED Solar School Zone Flashers from Baldwin & Sours, in the Amount of \$11,790.00

- [18.](#) Motion Authorizing the Expenditure in the Amount of \$46,675.39 to Johnson's Fire Equipment Company for Turnout Gear
- 19. Motion Authorizing Change Order #1 FINAL to Trax Construction, Inc., in the Amount of \$22,724.74 for the E. 327th Street Sewer Rehabilitation Phase II
- 20. Motion Authorizing the Release of Retainage in the Amount of \$31,104.76 to Trax Construction, Inc., for the E. 327th Street Sewer Rehabilitation Phase II
- 21. Motion Authorizing an Expenditure to Wichert Insurance Agency in the Amount of \$148,793.00 for the 2024 Property and Liability Insurance Package Premium

**PUBLIC PARTICIPATION**

**ADJOURNMENT**

ADMINISTRATIVE APPEAL ORDER NO. 2023-25

AN ORDER GRANTING A VARIANCE AND EXCEPTION TO ALLOW A SECOND ACCESSORY STRUCTURE IN THE APPLICATION OF SECTION 1171.02(g) OF THE CODIFIED ORDINANCES IN BOARD OF ZONING APPEALS

CASE 23-15  
MICHAEL BOWN  
472 E. 319 ST.

WHEREAS, at its meeting of December 13, 2023, the Board of Zoning Appeals, in Case No. 23-15, heard the appeal of Michael Bown for the requested variance and has recommended to Council that the variance to Section 1171.02(g) of the Codified Ordinances of the City of Willowick be granted; and

WHEREAS, upon review of the record presented to the BZA and consideration of the Applicant's request, the Council finds and determines that said variance and exception be \_\_\_\_\_.

NOW, THEREFORE BE IT ORDERED, BY THE COUNCIL OF THE CITY OF WILLOWICK, STATE OF OHIO:

#

SECTION 1. That the Applicant's variance to Section 1171.02(g) of the Codified Ordinances is hereby \_\_\_\_\_.

SECTION 2. This order shall take effect and be in force from and after its passage.

PASSED: \_\_\_\_\_ 2023 \_\_\_\_\_  
President of Council

ATTEST: \_\_\_\_\_  
Clerk of Council

ADMINISTRATIVE APPEAL ORDER NO. 2023-26

AN ORDER GRANTING A VARIANCE AND EXCEPTION OF 72 SQ. FT. FOR AN ACCESSORY STRUCTURE IN THE APPLICATION OF SECTION 1171.02(c) OF THE CODIFIED ORDINANCES IN BOARD OF ZONING APPEALS

CASE 23-15  
MICHAEL BOWN  
472 E. 319 ST.

WHEREAS, at its meeting of December 13, 2023, the Board of Zoning Appeals, in Case No. 23-15, heard the appeal of Michael Bown for the requested variance and has recommended to Council that the variance to Section 1171.02(c) of the Codified Ordinances of the City of Willowick be granted; and

WHEREAS, upon review of the record presented to the BZA and consideration of the Applicant's request, the Council finds and determines that said variance and exception be \_\_\_\_\_.

NOW, THEREFORE BE IT ORDERED, BY THE COUNCIL OF THE CITY OF WILLOWICK, STATE OF OHIO:

#

SECTION 1. That the Applicant's variance to Section 1171.02(c) of the Codified Ordinances is hereby \_\_\_\_\_.

SECTION 2. This order shall take effect and be in force from and after its passage.

PASSED: \_\_\_\_\_ 2023 \_\_\_\_\_  
President of Council

ATTEST: \_\_\_\_\_  
Clerk of Council

**RESOLUTION NO. 2023 - 51**

**A RESOLUTION REQUESTING THE COUNTY AUDITOR TO MAKE ADVANCE PAYMENTS OF TAXES PURSUANT TO OHIO REVISED CODE SECTION 321.34, AND DECLARING AN EMERGENCY.**

**WHEREAS**, the Ohio Revised Code allows a taxing authority to request payment from the County Auditor fund derived from taxes or other sources to the County Treasurer, which may be held on account of a local subdivision;

**NOW, THEREFORE, BE IT RESOLVED** by the Council of the City of Willowick, County of Lake and State of Ohio:

**Section 1:** That the Auditor and Treasurer of Lake County, in accordance with Ohio Revised Code Section 321.34, be requested to draw and pay to the City of Willowick, upon the written request of Cheryl Benedict, Finance Director, to the County Auditor, funds in any settlement of 2024 derived from taxes or other sources, payable to the County Treasurer to the account of the City of Willowick, and lawfully applicable for purposes of the current fiscal year 2024.

**Section 2:** That the Clerk of Council of the City of Willowick shall forward to the County Auditor a certified copy of this Resolution.

**Section 3:** It is found and determined that all formal actions of this Council concerning and relating to the passage of this Resolution were passed in an open meeting of this Council, and that all deliberations of this Council and of any of its committees that resulted in such formal action were in meetings open to the public, in compliance with all legal requirements including Section 121.22 of the Ohio Revised Code.

**Section 4:** This Resolution is hereby declared to be an emergency measure necessary for the immediate preservation of the public peace, health and safety of the City, and for the further reason that it is necessary to provide for the usual and customary operations of the City of Willowick

**WHEREFORE**, this Resolution shall be in full force and effect immediately upon its passage by Council and approval by the Mayor.

PASSED: \_\_\_\_\_, 2023

\_\_\_\_\_  
Monica Koudela, President of Council

Submitted to the Mayor for his  
Approval on this \_\_\_\_\_ day of \_\_\_\_\_, 2023.

Approved by the Mayor, this \_\_\_\_\_ day  
of \_\_\_\_\_, 2023.

ATTEST:

\_\_\_\_\_  
Christine Morgan, Clerk of Council

\_\_\_\_\_  
Michael J. Vanni, Mayor

**FISCAL OFFICER’S CERTIFICATE**

I, the undersigned, do hereby certify that the foregoing Resolution No. 2023-51 is a true and accurate copy of the Resolution adopted by the Council of the City of Willowick at its meeting held on the 19th day of December, 2023, and that I am duly authorized to execute this certification.

\_\_\_\_\_  
Date

\_\_\_\_\_  
Cheryl Benedict, Finance Director



**RESOLUTION NO. 2023 – 52**

**A RESOLUTION TO APPROVE AUTHORIZATIONS (THEN AND NOW CERTIFICATE) TO WILES, RICHARDS ATTORNEYS AT LAW IN THE AMOUNT OF \$13,238.45 FOR THE CITY OF WILLOWICK, AND DECLARING AN EMERGENCY**

**WHEREAS**, Ohio Revised Code 5705.41(D)(1) provides that if prior certification of funds by the Fiscal Officer was not obtained before the contract or order involving the expenditure of money was made, then the Fiscal Officer may instead certify; and

**WHEREAS**, that there was at the time of the making of such contract or order and at the time of the execution of such certificate, a sufficient sum appropriated for the purpose of such contract and in the treasury or in process of collection to the credit of an appropriate fund, free from any previous encumbrances; and

**WHEREAS**, the Fiscal Officer is accordingly certifying that there were appropriations available and funds in the treasury or in the process of collection at the time the contract or order was made (then), and there are still sufficient appropriations and funds in the treasury or in the process of collection at the time the certificate is being issued (now); and

**WHEREAS**, the amount of the certificate exceeds \$3,000.00.

**NOW, THEREFORE, BE IT RESOLVED** by the Council of the City of Willowick, County of Lake, and State of Ohio that:

**Section 1.** It is hereby certified that both at the time of the making of the attached contract(s) or order(s) and at the date of execution of this certificate, the amount of funds required to pay this contract(s) or order(s) has been appropriated for the purpose of this contract or order, attached hereto, and is in the treasurer or in the process of collection to the credit of the fund free from any previous encumbrances.

**Section 2.** It is found and determined that all formal actions of this Council concerning and relating to the passage of this Resolution were conducted in an open meeting of this Council and that all deliberations of this Council and any of its committees that resulted in such actions were conducted in meetings open to the public in compliance with all legal requirements including Chapter 123 of the Codified Ordinances of the City of Willowick.

**Section 3.** This Resolution constitutes an emergency measure in that the same provides for the immediate preservation of the public peace, health, safety and welfare of the inhabitants of the City of Willowick; and so that the certificate meets the timeliness requirement of the Ohio State Auditor; wherefore, this Resolution shall be in full force and take effect immediately upon its passage by Council and approval by the Mayor.

**PASSED:** \_\_\_\_\_, 2023

\_\_\_\_\_  
**Monica Koudela, Council President**

**SUBMITTED** to the Mayor for his approval  
on \_\_\_\_\_, 2023

**APPROVED** by the Mayor on \_\_\_\_\_, 2023

**ATTEST:**

\_\_\_\_\_  
**Christine Morgan, Clerk of Council**

\_\_\_\_\_  
**Michael J. Vanni, Mayor**

**RESOLUTION NO. 2023-53**

**A RESOLUTION AUTHORIZING THE CITY OF WILLOWICK TO USE THE STANDARD ALLOWANCE TO DETERMINE REVENUE LOSS FOR THE LOCAL FISCAL RECOVERY FUNDS, AS AUTHORIZED BY THE AMERICAN RESCUE PLAN ACT OF 2021, AND THE UNITED STATES DEPARTMENT OF TREASURY, AND DECLARING AN EMERGENCY.**

**WHEREAS**, the City has received a distribution of monies (the “ARPA Funds”) from the American Rescue Plan Act of 2021 (“ARPA” or the “Act”); and

**WHEREAS**, Congress passed the Act effective March 11, 2021; and

**WHEREAS**, Section 603 created the Coronavirus Local Fiscal Recovery Fund which, among other things, appropriated money to cities, nonentitlement units of local government, and counties to mitigate the fiscal effects stemming from the public health emergency with respect to the Coronavirus Disease (Covid-19); and

**WHEREAS**, Department of Treasury Final Rule, published on January 6, 2022, and effective April 1, 2022, provides in part that the Treasury presumes that up to \$10 million in revenue has been lost due to the public health emergency and recipients are permitted to use that amount (not to exceed the award amount) to fund “government services.” [The “standard allowance”].

**WHEREAS**, the Rule further observes that the standard allowance provides an estimate of revenue loss that is based on an extensive analysis of average revenue loss across states and localities, and offers a simple, convenient way to determine revenue loss particularly for Coronavirus State and Local Fiscal Recovery Fund’s smallest recipients. This change is intended to promote administrative efficiency and simply revenue loss calculation for smaller recipients.

**WHEREAS**, the Rule further clarifies that recipients can use SLFRF funds on government services up to the revenue loss amount, whether that be the standard allowance amount or the amount calculated using the [Final Rule four-step process]. Government services generally include any service traditionally provided by a government, unless treasury has stated otherwise.

**WHEREAS**, some common examples of “government services” expressly recognized by Treasury are as follows:

- Road building and maintenance, and other infrastructure
- Health services
- General government administration, staff, and administrative facilities
- Environmental remediation
- Provision of police, fire, and other public safety services (including purchase of fire trucks and police vehicles)
- Maintenance or pay-go funded building infrastructure
- Modernization of cybersecurity, including hardware, software, and protection of critical infrastructure

**WHEREAS**, “Government services is [deemed by Treasury] the most flexible eligible use category under the SLFRF program, and funds are subject to streamlined reporting and compliance requirements;” and

**WHEREAS**, funds utilized pursuant to the standard revenue loss allowance continue to have certain restrictions, including:

- Deposit into pension funds
- Satisfaction of settlements or judgments
- Contributions to financial reserves or “rainy day” funds

**NOW, THEREFORE, BE IT RESOLVED** by the Council of the City of Willowick, County of Lake, and State of Ohio:

**Section 1.** The City elects to use the standard allowance and its presumption of revenue loss due to the public health emergency and to use the amount authorized herein to fund government services.

**Section 2.** The Projects authorized and shall be paid for from the ARPA Funds.

**Section 3.** The Projects described serve the objectives of the Act by providing services traditionally provided by a government, namely:

- Police protection
- Fire and emergency medical services
- Road repair, maintenance and other transportation and safety services
- Public infrastructure support
- General government administration and administrative facilities
- Land use regulations and enforcement
- Parks and recreational facilities and programs
- Other \_\_\_\_\_

**Section 4.** The Board shall ensure that no obligations paid under the authority of this Resolution were incurred prior to March 3, 2021.

**Section 5.** It is found and determined that all formal actions of this Council concerning and relating to the passage of this Resolution were conducted in an open meeting of this Council and that all deliberations of this Council and any of its committees that resulted in such actions were conducted in meetings open to the public in compliance with all legal requirements including Chapter 123 of the Codified Ordinances of the City of Willowick.

**Section 6.** This Resolution is declared to be an emergency measure necessary for the immediate preservation of the public peace, health and safety by the City and for the further reason that it is necessary to provide for the needs of the City to purchase necessary services or equipment for municipal departments to support revenue loss sustained by the COVID-19 pandemic; wherefore this Resolution shall be in full force and effect immediately upon its passage by Council and approval by the Mayor.

**PASSED:** \_\_\_\_\_, 2023

\_\_\_\_\_  
**Monica Koudela, President of Council**

**SUBMITTED** to the Mayor for his approval  
on \_\_\_\_\_, 2023

**APPROVED** by the Mayor on  
\_\_\_\_\_, 2023

**ATTEST:**

\_\_\_\_\_  
**Christine Morgan, Clerk of Council**

\_\_\_\_\_  
**Michael J. Vanni, Mayor**

**RESOLUTION NO. 2023 – 54**  
**A RESOLUTION TO APPROVE AUTHORIZATIONS (THEN AND NOW CERTIFICATE) TO**  
**JOHNSON’S FIRE EQUIPMENT COMPANY IN THE AMOUNT OF \$46,675.39 FOR THE**  
**CITY OF WILLOWICK, AND DECLARING AN EMERGENCY**

**WHEREAS**, Ohio Revised Code 5705.41(D)(1) provides that if prior certification of funds by the Fiscal Officer was not obtained before the contract or order involving the expenditure of money was made, then the Fiscal Officer may instead certify; and

**WHEREAS**, that there was at the time of the making of such contract or order and at the time of the execution of such certificate, a sufficient sum appropriated for the purpose of such contract and in the treasury or in process of collection to the credit of an appropriate fund, free from any previous encumbrances; and

**WHEREAS**, the Fiscal Officer is accordingly certifying that there were appropriations available and funds in the treasury or in the process of collection at the time the contract or order was made (then), and there are still sufficient appropriations and funds in the treasury or in the process of collection at the time the certificate is being issued (now); and

**WHEREAS**, the amount of the certificate exceeds \$3,000.00.

**NOW, THEREFORE, BE IT RESOLVED** by the Council of the City of Willowick, County of Lake, and State of Ohio that:

**Section 1.** It is hereby certified that both at the time of the making of the attached contract(s) or order(s) and at the date of execution of this certificate, the amount of funds required to pay this contract(s) or order(s) has been appropriated for the purpose of this contract or order, attached hereto, and is in the treasurer or in the process of collection to the credit of the fund free from any previous encumbrances.

**Section 2.** It is found and determined that all formal actions of this Council concerning and relating to the passage of this Resolution were conducted in an open meeting of this Council and that all deliberations of this Council and any of its committees that resulted in such actions were conducted in meetings open to the public in compliance with all legal requirements including Chapter 123 of the Codified Ordinances of the City of Willowick.

**Section 3.** This Resolution constitutes an emergency measure in that the same provides for the immediate preservation of the public peace, health, safety and welfare of the inhabitants of the City of Willowick; and so that the certificate meets the timeliness requirement of the Ohio State Auditor; wherefore, this Resolution shall be in full force and take effect immediately upon its passage by Council and approval by the Mayor.

**PASSED:** \_\_\_\_\_, 2023

\_\_\_\_\_  
**Monica Koudela, Council President**

**SUBMITTED** to the Mayor for his approval  
on \_\_\_\_\_, 2023

**APPROVED** by the Mayor on  
\_\_\_\_\_, 2023

**ATTEST:**

\_\_\_\_\_  
**Christine Morgan, Clerk of Council**

\_\_\_\_\_  
**Michael J. Vanni, Mayor**

**RESOLUTION NO. 2023-55**

**A RESOLUTION AUTHORIZING THE TRANSFER OF FUNDS FROM THE GENERAL FUND (101) TO THE SENIOR CITIZEN’S CENTER FUND (220) AND DECLARING AN EMERGENCY.**

**WHEREAS**, the City of Willowick has adopted Ordinance No. 2023-5 appropriating funds for the calendar year 2023; and

**WHEREAS**, said Ordinance requires the transfer of certain funds.

**NOW, THEREFORE, BE IT RESOLVED BY THE COUNCIL OF THE CITY OF WILLOWICK, LAKE COUNTY, STATE OF OHIO:**

**SECTION 1.** That the following transfer is hereby authorized to be made from the General Fund (101) to the account and in the amount indicated below:

<b>Transfer to the Senior Citizen’s Center Fund (220-811-4992)</b>	<b>\$50,000.00</b>
--	--------------------

**SECTION 2.** That all formal actions of the Council concerning the passage of this Resolution were adopted in an open meeting, and all the deliberations of this Council, or any of its committees, that resulted in such formal actions were in meetings open to the public in compliance with all legal requirement, including Section 121.22 of the Ohio Revised Code.

**SECTION 3.** That all Resolutions or parts thereof in conflict with the provisions of this Resolution are hereby repealed.

**SECTION 4.** That this Resolution constitutes an emergency measure in that the same provides for the immediate preservation of the public peace, health, safety and welfare of the inhabitants of the City of Willowick; wherefore, this Resolution shall be in full force and effect from and after its passage and approval by the Mayor.

**PASSED:** \_\_\_\_\_, 2023

\_\_\_\_\_  
**Monica Koudela, Council President**

**Submitted to the Mayor for his approval on** \_\_\_\_\_, 2023

**APPROVED by the Mayor on**  
\_\_\_\_\_, 2023

**ATTEST:**

\_\_\_\_\_  
**Christine Morgan, Clerk of Council**

\_\_\_\_\_  
**Michael J. Vanni, Mayor**



**RESOLUTION NO. 2023 - 56**

**A RESOLUTION AUTHORIZING THE RETURN OF ADVANCED FUNDS FROM THE SEWER REVENUE FUND (205) TO THE GENERAL FUND (101), AND DECLARING AN EMERGENCY.**

**WHEREAS**, the City of Willowick adopted Ordinance No. 2022-36, a Resolution Authorizing the Advancement of Funds from the General Fund (101) to the Sewer Revenue Fund (205), for the proper operation of the City services and

**WHEREAS**, Resolution 2022-36 authorized the temporary advancement of funds from the General Fund (101) to the Sewer Revenue Fund (205) on the condition that the advanced funds would be returned to the General Fund at the earliest time practical

**NOW, THEREFORE, BE IT ORDAINED BY THE COUNCIL OF THE CITY OF WILLOWICK, LAKE COUNTY, STATE OF OHIO, THAT:**

**SECTION 1.** The Council of the City of Willowick hereby authorizes and approves the return of the advanced funds from the Sewer Revenue Fund (205) to the General Fund (101) in the amount of \$50,000.00.

**SECTION 2.** The Finance Director is hereby authorized, empowered and directed to take all actions necessary to effectuate such transfer and evidence the same on the books and financial records of the City.

**SECTION 3.** All formal actions of this Council concerning the passage of this Resolution were adopted in an open meeting, and that all deliberations of this Council, or any of its Committees, which resulted in such formal action, were in meetings open to the public, in compliance with all legal requirements, including Section 3.12 of the Charter of the City of Willowick and Section 121.22 of the Ohio Revised Code.

**SECTION 4.** This Resolution is hereby declared to be an emergency measure necessary for the immediate preservation of the public peace, health, safety, welfare and dignity of the residents of the City of Willowick.

**WHEREFORE**, this Resolution shall be in full force and effect immediately upon its passage by Council and approval by the Mayor.

**Passed: \_\_\_\_\_, 2023**

\_\_\_\_\_  
**Monica Koudela, Council President**

**Submitted to the Mayor: \_\_\_\_\_, 2023**

\_\_\_\_\_  
**Michael J. Vanni, Mayor**

**Approved by the Mayor: \_\_\_\_\_, 2023**

**Attest:** \_\_\_\_\_  
**Christine Morgan, Clerk of Council**

**ORDINANCE NO. 2023-55**

**AN ORDINANCE AUTHORIZING AN EXPENDITURE IN THE AMOUNT OF \$355,916.00 FROM AMERICAN RESCUE PLAN ACT (“ARPA”) FUNDS FOR THE PURCHASE OF A BRAUN CHIEF XL AMBULANCE THROUGH THE OHIO DEPARTMENT OF ADMINISTRATIVE SERVICES (“ODAS”), AND DECLARING AN EMERGENCY.**

**WHEREAS**, the City has received a distribution of monies (the “ARPA Funds”) from the American Rescue Plan Act of 2021 (“ARPA” or the “Act”); and

**WHEREAS**, Congress passed the Act effective March 11, 2021; and

**WHEREAS**, Section 603 created the Coronavirus Local Fiscal Recovery Fund which, among other things, appropriated money to cities, nonentitlement units of local government, and counties to mitigate the fiscal effects stemming from the public health emergency with respect to the Coronavirus Disease (Covid-19); and

**WHEREAS**, Section 603(c) generally provides that:

(1) USE OF FUNDS. Subject to paragraph (2), and except as provided in paragraphs (3) and (4), a metropolitan city, nonentitlement unit of local government, or county shall only use the funds provided under a payment made under this section to cover costs incurred by the metropolitan city, nonentitlement unit of local government, or county, by December 31, 2024 -

(A) to respond to the public health emergency with respect to the Coronavirus Disease 2019 (COVID–19) or its negative economic impacts, including assistance to households, small businesses, and nonprofits, or aid to impacted industries such as tourism, travel, and hospitality;

(B) to respond to workers performing essential work during the COVID–19 public health emergency by providing premium pay to eligible workers of the metropolitan city, nonentitlement unit of local government, or county that are performing such essential work, or by providing grants to eligible employers that have eligible workers who perform essential work;

(C) for the provision of government services to the extent of the reduction in revenue of such metropolitan city, nonentitlement unit of local government, or county due to the COVID–19 public health emergency relative to revenues collected in the most recent full fiscal year of the metropolitan city, nonentitlement unit of local government, or county prior to the emergency; or

(D) to make necessary investments in water, sewer, or broadband infrastructure.

**WHEREAS**, the Department of Treasury Final Rule, published on January 6, 2022, and effective April 1, 2022, provides in part that: Treasury presumes that up to \$10 million in revenue has been lost due to the public health emergency and recipients are permitted to use that amount (not to exceed the award amount) to fund “government services.” [The “standard allowance”].

**WHEREAS**, the Rule further observes that: The standard allowance provides an estimate of revenue loss that is based on an extensive analysis of average revenue loss across states and localities, and offers a simple, convenient way to determine revenue loss particularly for Coronavirus State and Local

Fiscal Recovery Fund’s smallest recipients. This change is intended to promote administrative efficiency and simply revenue loss calculation for smaller recipients.

**WHEREAS**, the Rule further clarifies that recipients can use: SLFRF funds on government services up to the revenue loss amount, whether that be the standard allowance amount or the amount calculated using the [Final Rule four-step process]. Government services generally include any service traditionally provided by a government, unless treasury has stated otherwise.

**WHEREAS**, some common examples of “government services” expressly recognized by Treasury are as follows:

- Road building and maintenance, and other infrastructure
- Health services
- General government administration, staff, and administrative facilities
- Environmental remediation
- Provision of police, fire, and other public safety services (including purchase of fire trucks and police vehicles)
- Maintenance or pay-go funded building infrastructure
- Modernization of cybersecurity, including hardware, software, and protection of critical infrastructure

**WHEREAS**, “Government services is [deemed by Treasury] the most flexible eligible use category under the SLFRF program, and funds are subject to streamlined reporting and compliance requirements;” and

**WHEREAS**, funds utilized pursuant to the standard revenue loss allowance continue to have certain restrictions, including:

- Deposit into pension funds
- Satisfaction of settlements or judgments
- Contributions to financial reserves or “rainy day” funds

**WHEREAS**, the City has identified a project which, in the judgment of the Council qualifies as a permitted use of the ARPA Funds, in direct support of governmental services, which consists of the following: purchase of a Braun Chief XL Ambulance through the Ohio Department of Administrative Services for use by the Willowick Fire Department safety forces (the “Project”).

**NOW THEREFORE**, it is hereby Ordained by the Council of the City of Willowick, Lake County, State of Ohio, that:

**Section 1.** The City elected to use the standard allowance by way of Res. 2023-53 and its presumption of revenue loss due to the public health emergency and to use the amount authorized herein to fund government services.

**Section 2.** The Project is hereby authorized and shall be paid for from the ARPA Funds in the amount of/an amount not to exceed Three Hundred Fifty-Five Thousand, Nine Hundred Sixteen Dollars (\$355,916.00).

**Section 3.** The Project described herein serves the objectives of the Act by providing services traditionally provided by a government, namely:

- Police protection

- **Fire and emergency medical services**
- Road repair, maintenance and other transportation and safety services
- Public infrastructure support
- General government administration and administrative facilities
- Land use regulations and enforcement
- Parks and recreational facilities and programs
- Other \_\_\_\_\_

**Section 4.** Accordingly, the Project is in the best interests of the City and is deemed a priority for the community.

**Section 5.** This Project will be categorized as Expenditure Category EC 6.1 – Provision of Government Services.

**Section 6.** No obligations paid under the authority of this Resolution were incurred prior to March 3, 2021.

**Section 7.** All formal actions of this Council concerning the passage of this Ordinance were adopted in an open meeting, and that all deliberations of this Council, or any of its Committees, which resulted in such formal action, were in meetings open to the public, in compliance with all legal requirements, including Chapter 107 of the Codified Ordinances and Section 121.22 of the Ohio Revised Code.

**Section 8.** This Ordinance is hereby declared to be an emergency measure necessary for the immediate preservation of the public peace, health, safety, welfare of the residents of the City of Willowick, and that it will ensure the orderly and uninterrupted efficient operation of the Fire Department and Finance Department to secure the purchase of an ambulance at a predetermined rate.

**WHEREFORE,** this Ordinance shall be in full force and effect immediately upon its passage by Council and approval by the Mayor.

Adopted by Council: \_\_\_\_\_, 2023

\_\_\_\_\_  
Monica Koudela, Council President

Submitted to the Mayor: \_\_\_\_\_, 2023

\_\_\_\_\_  
Michael Vanni, Mayor

Approved by the Mayor: \_\_\_\_\_, 2023

ATTEST: \_\_\_\_\_  
Christine Morgan, Clerk of Council



Emergency Vehicle Purchase Agreement  
December 13, 23

Purchaser:  
Willowick Fire Dept.  
30435 Lakeshore Blvd  
Willowick, OH 44095

Seller:  
Penn Care, Inc.  
1317 North Rd.  
Niles, OH 44446

The city of Willowick intends to purchase via Ohio Administrative Services Ohio Buys Contract # STS009362, Demers Ambulance USA dba. Braun Industries, (1) Braun Chief XL on the Ford F-550 4X4 Gas chassis, as designed per the attached specifications, and when applicable, technical drawings, graphic design and other required documents. This purchase is Additions, deletions and/or changes must be approved by all parties in writing and may cause delays in deliveries and additional charges to the purchaser.

**PRICING**

Ambulance Conversion:	\$234,589.00
Chassis Price (Estimate Only):	\$68,099.00
Options:	\$45,939.00
Graphics (Allowance)	\$4,500.00
Power Load transfer from previous unit	<b>\$0.00</b>
STS Contract Fee:	\$2,789.00
<b>Total Per Due at Delivery:</b>	<b>\$355,916.00</b>

**CHASSIS AVAILABILITY, PRICING, AND  
MANUFACTURES INCENTIVE:**

Chassis year, price and manufactures incentives are priced as budgetary estimations ONLY and will not be finalized until the chassis arrives at the ambulance manufacturing facilities.

**DELIVERY TIMES**

Quoted lead times and delivery expectations quoted by Penn Care, Inc. are approximate and not guaranteed. Quoted lead times will be extended for Change Orders, delays from the chassis OEM and Force Majeure.

**TRADE DESCRIPTION:**



#### **TRADE-IN TERMS AND APPRAISAL**

Where Purchaser wishes to trade-in a used motor vehicle as part of the consideration for the motor vehicle ordered, Seller may appraise the trade-in at the time of the execution of this order by Purchaser. Seller also reserves the right to reappraise the trade-in at the time of delivery. The seller shall not alter a Trade-In appraisal from the time of the initial appraisal until the time of delivery unless:

- 1) Intervening factors indicate an apparent decrease in the value of the value of the trade-in over and above ordinary wear and tear
- 2) A change occurs in the mechanical performance of the vehicle
- 3) Emergency, medical, and/or other equipment/components have been removed that were not previously discussed and agreed to in writing
- 4) The Seller has made any misrepresentation of the vehicle and/or components to Penn Care, Inc.

#### **WARRANTY**

No representation has been made by Penn Care, Inc., except as herein stated and no warranties, expressed or implied, may arise except from this writing. All warranties are issued by the chassis manufacturer, the ambulance builder, and/or component parts suppliers and Penn Care, Inc. shall have no liability with respect to warranties issued by the chassis manufacturer, the ambulance builder, and component parts suppliers. Used vehicles are "as is" and have no warranty.

#### **INVOICING AND PAYMENT**

Unless otherwise agreed to in writing, Penn Care, Inc. will invoice the Purchaser 30 days prior to the scheduled delivery date. Upon completion of production and quality inspection by the Purchaser the vehicle is declared ready for delivery and payment will be due upon acceptance and/or delivery.

#### **PAYMENT OF SALES AND USE TAXES**

The price for the motor vehicle specified in this agreement does not include Sales Taxes and Use Taxes (Federal, State, or Local) unless expressly stated. Purchaser assumes and agrees to pay, unless prohibited by law, and such Sales, Use, or Occupational Taxes imposed on or applicable to the transaction covered by this agreement, regardless of which party may have primary tax liability.

#### **ACCEPTANCE**

When requesting a final inspection the Purchaser shall inspect the vehicle(s) within 10-days of notification of completion of production. Vehicles not inspected by buyer will be deemed complete and ready for delivery, and payment will be due upon delivery. Items and issues discovered after the 10-day window shall not hold up payment from buyer to Penn Care Inc., these issues will be handled as warranty claims following the normal procedures.

#### **PAYMENT AND TITLE**

All payments shall be made in U.S. dollars either by certified check or wire transfers, credit card payments are not acceptable without prior written authorization (fees will apply). Payment terms are COD, unless otherwise agreed to in writing by Penn Care, Inc. Interest terms begin 16-days from date of delivery and are charged at a rate of prime plus 6%. MSO and title are released to Purchaser upon payment in full, including any related interest, shipping expenses, and other related costs and expenses to Penn Care Inc. or to the appointed floor plan financing company.

As collateral security for the payment of the purchase price of the Vehicles, Buyer hereby grants to Penn Care Inc., a lien on and security interest in and to all of the right, title, and interest of Purchaser in, to, and under the Vehicles, wherever located, and whether now existing or hereafter arising or acquired from time to time, and in all accessions thereto and replacements or modifications thereof, as well as all proceeds, including insurance proceeds, of the foregoing. The security interest granted under this provision constitutes a purchase money security interest under the Ohio Uniform Commercial Code.

#### **CANCELLATION**

Penn Care, Inc., may, in its sole discretion, and without liability or penalty, cancel this order at its sole discretion. Once Penn Care's manufactures commence engineering, no cancellation of this order is permitted, and the full purchase price is due and payable to Penn Care, Inc. Notwithstanding other provisions of this Agreement, and in addition thereto, Penn Care, Inc. shall be entitled to its reasonable and anticipated lost profit from such cancellation.

#### **FORCE MAJEURE**

Penn Care, Inc. shall not be liable or responsible to Purchaser, nor be deemed to have defaulted or breached these Terms and Conditions, for any failure or delay in fulfilling or performing any of these Terms and Conditions when and to the extent such failure or delay is caused by or results from acts or circumstances beyond the reasonable control of Penn Care, Inc., and/or the manufactures which Penn Care, Inc. represents including, without limitation, acts of God, flood, fire, earthquake, explosion, governmental actions, war, invasion or hostilities, terrorist threats or acts, riot or other civil unrest, national emergency, revolution, insurrection, epidemic, lockouts, strikes or other labor disputes (whether or not relating to either party's workforce), restraints or delays affecting carriers, inability or delay in obtaining supplies of adequate or suitable materials, or telecommunication breakdown, or power outage.



**DEFAULT/ATTORNEY'S FEES**

Purchaser is in default of the Terms and Conditions if any of the following occurs (except as prohibited by law): (i) Purchaser fails to perform any obligation that Purchaser has undertaken in these Terms and Conditions; or (ii) Penn Care, Inc., in good faith, believes that Purchaser cannot, or will not, pay or perform the obligations it has agreed to in the Terms and Conditions.

If Purchaser defaults, or in the event Penn Care, Inc. brings an action or proceeding to enforce the terms hereof or declare rights hereunder, Purchaser agrees to pay Penn Care, Inc. costs for collecting amounts owing, including, without limitation, court costs, attorney's fees (for attorneys who are not our salaried employees), and fees for repossession, repair, storage, and sale of Vehicles, all without relief from valuation and appraisal laws.

**GOVERNING LAW**

All of terms and provisions of the agreement and the rights and obligations of the parties hereto shall be interpreted and enforced in accordance with the laws of the State of Ohio.

**REMEDIES**

If Purchaser is in default of these Terms and Conditions, Penn Care, Inc. shall have all the remedies provided by law in these Terms and Conditions: (i) Penn Care, Inc. may require Purchaser to immediately pay Penn Care, Inc., subject to any refund required by law, the remaining unpaid balance due; (ii) Penn Care, Inc. may require Purchaser to make the Vehicle available to Penn Care, Inc. at a designated place that is reasonably convenient to each party; (iii) Penn Care, Inc. may immediately take possession of the Vehicle by legal process or self-help, but in doing so Penn Care, Inc. may not breach the peace or unlawfully enter onto Purchaser's premises; (iv) Penn Care, Inc. may then sell the Vehicle and apply what it receives as provided by law to Penn Care, Inc. reasonable expenses and then toward Purchaser's obligations; and (v) Except when prohibited by law, Penn Care, Inc. may sue Purchaser for additional amounts if the proceeds of a sale do not pay all of the amounts Purchaser owes to Penn Care, Inc. By choosing any one or more of these remedies, Penn Care, Inc. does not waive its right to use another remedy. By deciding not to use any remedy, Penn Care, Inc. does not give up its right to consider the event a default if it happens again.

**PURCHASER**

Signature: \_\_\_\_\_

Name/Title: \_\_\_\_\_

Date: \_\_\_\_\_

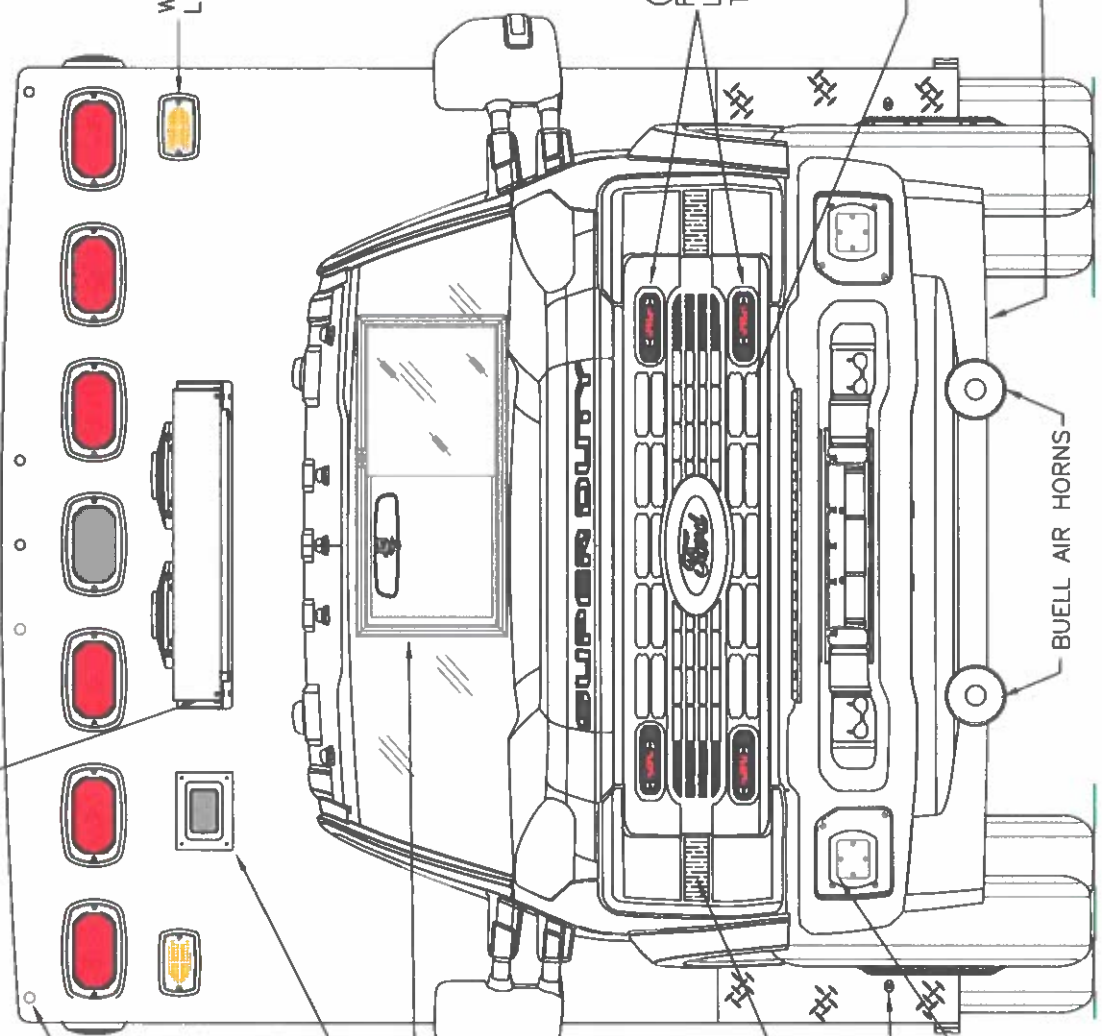


DIMENSIONS ARE APPROXIMATE  
 OVERALL HEIGHT = 112"  
 OVERALL WIDTH WITH RUB  
 RAILS & FENDERETTES = 98"

(7) WHELEN M9 SUPER LED WITH CLEAR LENSES  
 WITH BLACK FRAMES  
 RED / RED / RED / WHITE / RED / RED / RED / RED

(5) TECNIQ S330 AMBER  
 MINI-LED MARKER LIGHTS

TRUCK TO HAVE BLACK OUT PACKAGE:  
 LIGHT BEZELS, RUB RAILS, KICK PLATE,  
 ROCK RAILS, MODULE DOOR HANDLES,  
 DRIP RAILS, LICENSE PLATE LIGHT COVER,  
 VENT COVER, DOOR GRABBERS,  
 FUEL FILL HOUSING, WHEEL RIMS



OPTICOM

LOCKING, SLIDING  
 WINDOW IN CAB

OEM POWER  
 ADJUSTABLE  
 MIRRORS

FLASHING HEADLIGHTS W/  
 DAYTIME RUNNING LIGHTS

MINI-LED RUNNING  
 BOARD LIGHTS

CAST PRODUCTS SIREN  
 SPEAKERS IN THE BUMPER

BUELL AIR HORNS

HIDDEN UNLOCK SWITCH  
 IN GRILLE AREA

RUMBLER SIREN  
 BEHIND BUMPER

(4) WHELEN ION SERIES  
 RED SUPER LED GRILLE  
 LIGHTS WITH CLEAR LENSES  
 TO FLASH IN X-PATTERN

WHELEN M6T AMBER  
 LED TURN ARROWS

THIS DRAWING IS FOR REPRESENTATIONAL PURPOSES ONLY. DETAILS ARE CONCEPTUAL AND ARE SUBJECT TO CHANGE DURING DESIGN AND CONSTRUCTION  
 DIMENSIONS ARE APPROXIMATE UNLESS NOTED OTHERWISE TO MEET A SPECIFIC CUSTOMER NEED.



WILLOWICK FIRE

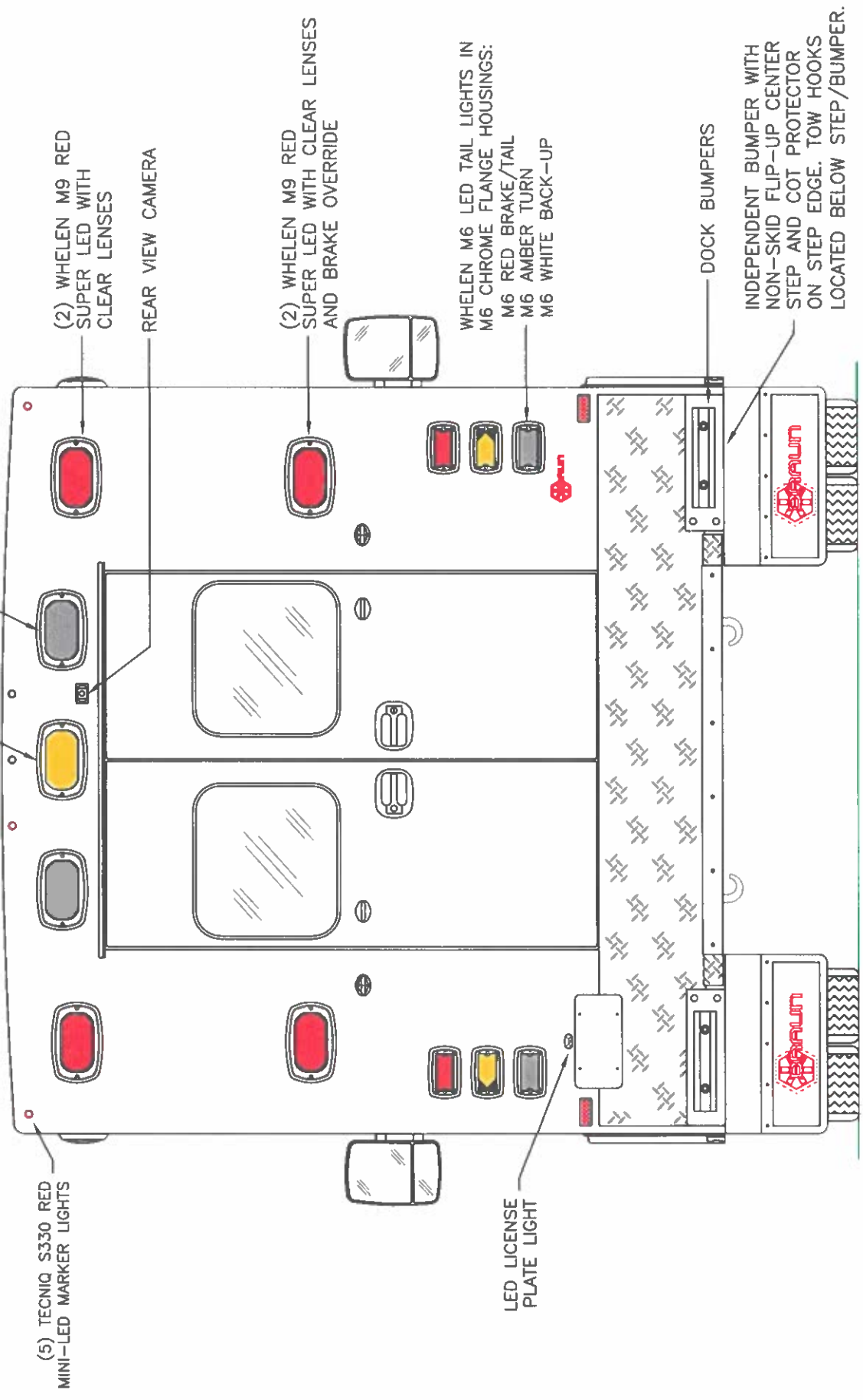
FRONT EXTERIOR VIEW  
 CHIEF XL-1/F550-4X4-GAS CHASSIS

DRAWING NO: 8831  
 CPQ# 8831  
 DATE: 7-12-23  
 DWG: BT NR  
 REL: NR  
 DATE:

APPROVAL SIGNATURE:

DIMENSIONS ARE APPROXIMATE  
 OVERALL HEIGHT = 112"  
 OVERALL WIDTH WITH RUB  
 RAILS & FENDERETTES = 98"

TRUCK TO HAVE BLACK OUT PACKAGE:  
 LIGHT BEZELS, RUB RAILS, KICK PLATE,  
 ROCK GUARDS, MODULE DOOR HANDLES,  
 DRIP RAILS, LICENSE PLATE LIGHT COVER,  
 VENT COVER, DOOR GRABBERS,  
 FUEL FILL HOUSING, WHEEL RIMS



THIS DRAWING IS FOR REPRESENTATIONAL PURPOSES ONLY. DETAILS ARE CONCEPTUAL AND ARE SUBJECT TO CHANGE DURING DESIGN AND CONSTRUCTION  
 DIMENSIONS ARE APPROXIMATE UNLESS NOTED OTHERWISE TO MEET A SPECIFIC CUSTOMER NEED.

DATE	7-12-23	REV	NR
DWG	BT		

1:16

DRAWING NO.  
 CPQ# 8831

REAR EXTERIOR VIEW  
 CHIEF XL-1/F550-4X4-GAS CHASSIS



WILLOWICK FIRE

DIMENSIONS ARE APPROXIMATE  
 OVERALL HEIGHT = 112"  
 OVERALL LENGTH = 307"  
 MODULE LENGTH = 169"

NOTE: DEF FILL REMOVED IF  
 GAS CHASSIS IS QUOTED.

TRUCK TO HAVE BLACK OUT PACKAGE:  
 LIGHT BEZELS, RUB RAILS, KICK PLATE,  
 ROCK GUARDS, MODULE DOOR HANDLES,  
 DRIP RAILS, LICENSE PLATE LIGHT COVER,  
 VENT COVER, DOOR GRABBERS,  
 FUEL FILL HOUSING, WHEEL RIMS

TECNIQ S330 RED MINI-LED MARKER  
 LIGHT TO ALSO FLASH WITH TURN SIGNAL

(2) WHELEN M9 RED SUPER LED WARNING LIGHTS WITH CLEAR LENSES

(2) WHELEN M9V2RC SUPER LED SCENE LIGHTS

KUSSMAUL RED 20 AMP  
 SUPER AUTO-EJECT  
 SHORELINE INLET  
 WITH GREEN LED  
 INDICATOR LIGHT

SUCTION  
 PUMP

EXHAUST VENT

WHELEN M7 RED SUPER  
 LED WITH CLEAR LENS IN  
 TILT HOUSING

DRAWER  
 DRAWER

2

3

NON-SKID RUNNING  
 BOARD SURFACE

C-CHANNEL RUB RAILS WITH  
 (4) RED WHELEN STRIPLIGHTS R/W/R/W

WHELEN M7 RED SUPER  
 LED WITH CLEAR LENS

RUBBER  
 FENDERETTE

COMPARTMENT

O.S.S #1

CLEAR OPENING: 77.00h x 18.25w  
 INSIDE DIM'S.: 86.75h x 24.50w x 20.75d  
 MAIN OXYGEN STORAGE  
 FIXED SHELF 62" FROM THE FLOOR SEALED  
 AGAINST THE DOOR. AIR HORN COMPRESSOR WITH MESH COVER,  
 INVERTER, AND SUCTION PUMP ABOVE THE SHELF  
 SOUND DEADENING TO BE APPLIED TO THIS AREA

O.S.S #2

CLEAR OPENING: 44.25h x 39.50w  
 INSIDE DIM'S.: 47.75h x 45.50w x 20.75d  
 (1) ADJUSTABLE SHELF  
 LUMALEIR CONTROL

O.S.S #3

CLEAR OPENING: 63.50h x 28.75w  
 INSIDE DIM'S.: 65.25h x 32.50w x 20.75d  
 SHALLOW DEPTH  
 (2) ADJUSTABLE SHELVES  
 TAPPING PLATE ON BACK WALL FOR  
 (2) SCBA BRACKETS  
 (2) STREAM LIGHTS

THIS DRAWING IS FOR REPRESENTATIONAL PURPOSES ONLY. DETAILS ARE CONCEPTUAL AND ARE SUBJECT TO CHANGE DURING DESIGN AND CONSTRUCTION  
 DIMENSIONS ARE APPROXIMATE UNLESS NOTED OTHERWISE TO MEET A SPECIFIC CUSTOMER NEED.

WILLOWICK FIRE



STREETSIDE EXTERIOR VIEW  
 CHIEF XL-1/F550-4X4-GAS CHASSIS

1:30

DATE: 7-12-23  
 DWG: BT  
 REV: NR

DRAWING NO: CPQ# 883  
 WILLOWICK

Item #13.

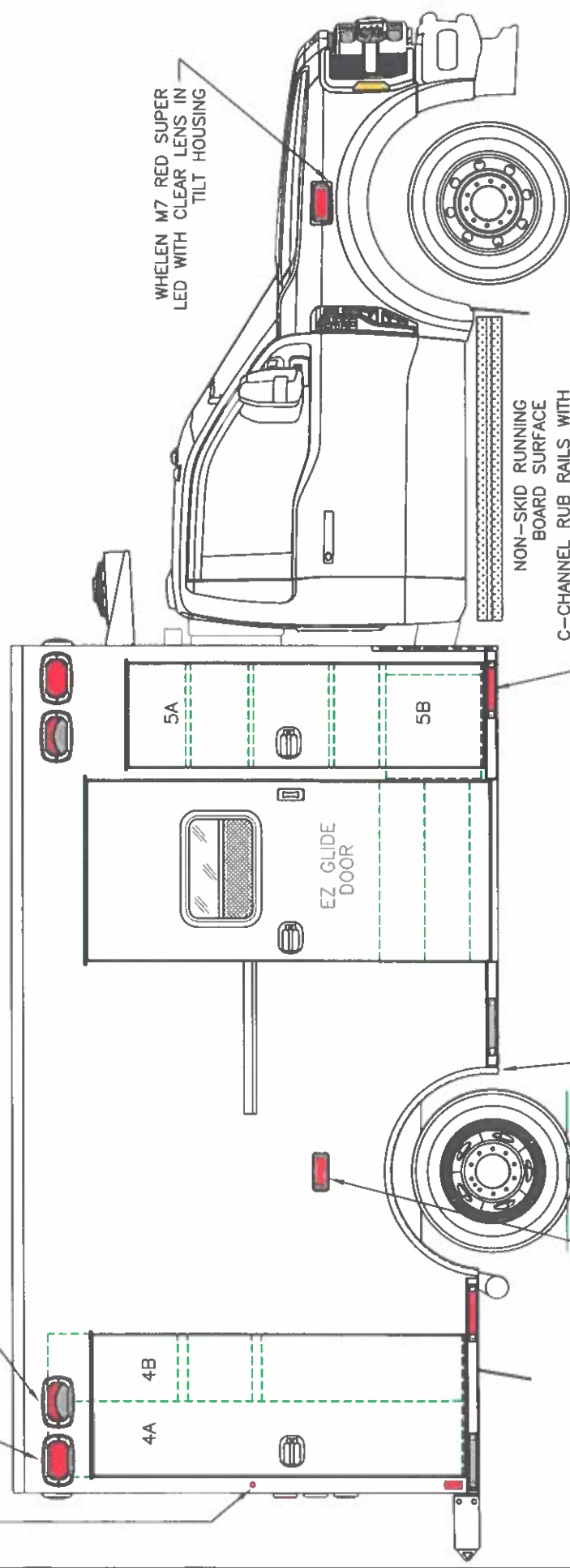
DIMENSIONS ARE APPROXIMATE  
 OVERALL HEIGHT = 112"  
 OVERALL LENGTH = 307"  
 MODULE LENGTH = 169"

TRUCK TO HAVE BLACK OUT PACKAGE:  
 LIGHT BEZELS, RUB RAILS, KICK PLATE,  
 ROCK GUARDS, MODULE DOOR HANDLES,  
 DRIP RAILS, LICENSE PLATE LIGHT COVER,  
 VENT COVER, DOOR GRABBERS,  
 FUEL FILL HOUSING, WHEEL RIMS

TECNIQ S330 RED MINI-LED MARKER  
 LIGHT TO ALSO FLASH WITH TURN SIGNAL

(2) WHELEN M9 RED SUPER LED WARNING LIGHTS WITH CLEAR LENSES

(2) WHELEN M9V2RC SUPER LED SCENE LIGHTS



COMPARTMENT  
 O.S.S. #4

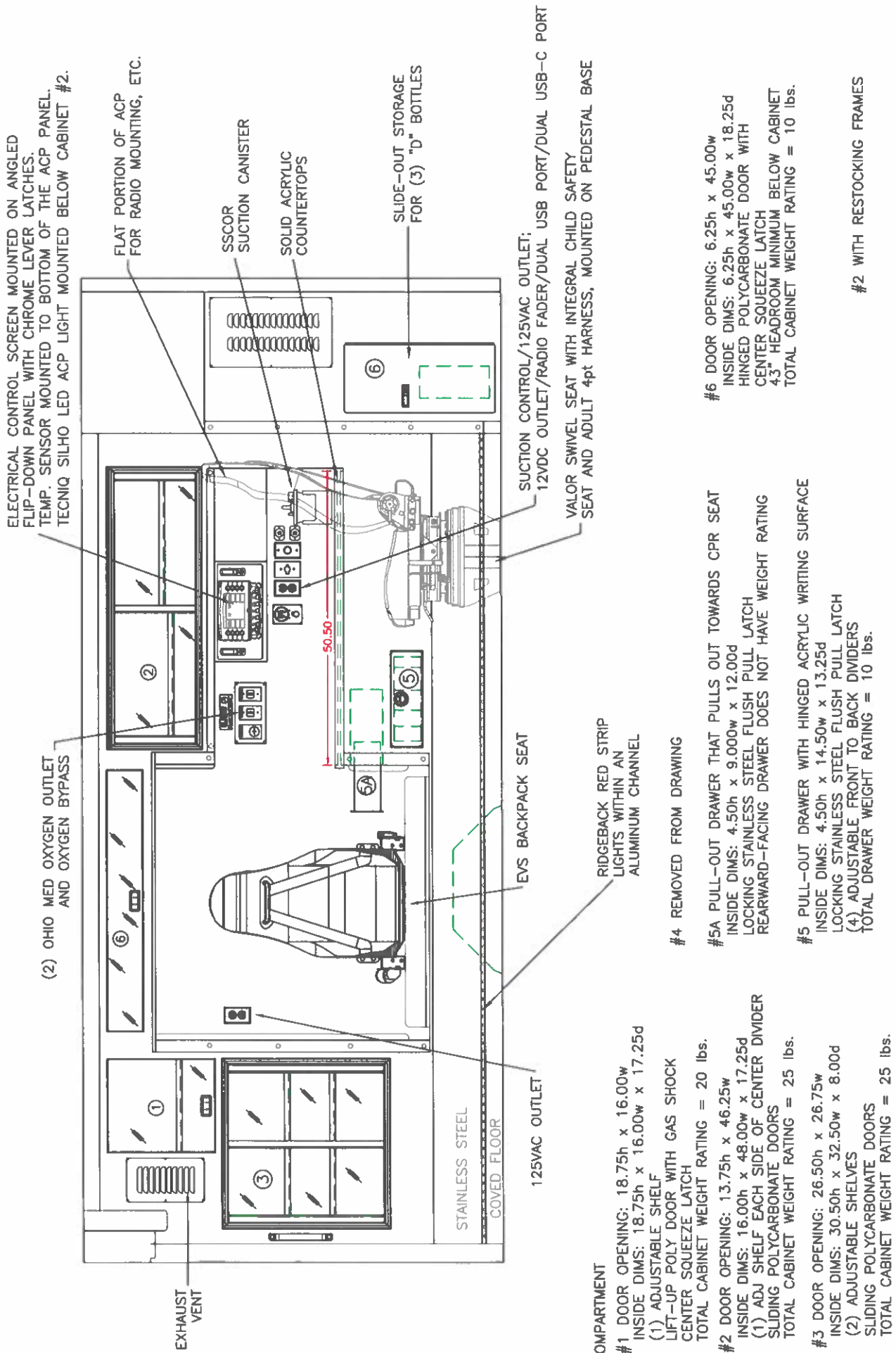
CLEAR OPENING: 73.00h x 24.75w  
 INSIDE DIM'S. 4A: 82.75h x 15.00w x 20.75d  
 BACKBOARD/SCOOP STORAGE  
 INSIDE DIM'S. 4B: 82.75h x 13.50w x 20.75d  
 (2) ADJUSTABLE SHELVES WITH INSIDE/OUTSIDE ACCESS

O.S.S. #5

CLEAR OPENING: 69.50h x 17.50w  
 INSIDE DIM'S. 5A: SEE PARTITION INTERIOR VIEW  
 INSIDE/OUTSIDE STORAGE WITH (3) ADJUSTABLE SHELVES  
 INSIDE DIM'S. 5B: 19.00h x 20.75w x 18.00d

THIS DRAWING IS FOR REPRESENTATIONAL PURPOSES ONLY. DETAILS ARE CONCEPTUAL AND ARE SUBJECT TO CHANGE DURING DESIGN AND CONSTRUCTION  
 DIMENSIONS ARE APPROXIMATE UNLESS NOTED OTHERWISE TO MEET A SPECIFIC CUSTOMER NEED.

	WILLLOWICK FIRE	CURBSIDE EXTERIOR VIEW CHIEF XL-1/F550-4X4-GAS CHASSIS	1:30	DATE: 7-12-23 DWG: BT	DRAWING NO: 883 CPQ# 883	Item #13. WILLLOWICK
				REV: NR		



ELECTRICAL CONTROL SCREEN MOUNTED ON ANGLED FLIP-DOWN PANEL WITH CHROME LEVER LATCHES. TEMP. SENSOR MOUNTED TO BOTTOM OF THE ACP PANEL. TECNIQ SILHO LED ACP LIGHT MOUNTED BELOW CABINET #2.

(2) OHIO MED OXYGEN OUTLET AND OXYGEN BYPASS

FLAT PORTION OF ACP FOR RADIO MOUNTING, ETC.

EXHAUST VENT

125VAC OUTLET

STAINLESS STEEL COVED FLOOR

EVS BACKPACK SEAT

SUCTION CONTROL/125VAC OUTLET;

12VDC OUTLET/RADIO FADER/DUAL USB PORT/DUAL USB-C PORT VALOR SWIVEL SEAT WITH INTEGRAL CHILD SAFETY SEAT AND ADULT 4pt HARNESS, MOUNTED ON PEDESTAL BASE

RIDGEBACK RED STRIP LIGHTS WITHIN AN ALUMINUM CHANNEL

#4 REMOVED FROM DRAWING

#5A PULL-OUT DRAWER THAT PULLS OUT TOWARDS CPR SEAT  
 INSIDE DIMS: 4.50h x 9.00w x 12.00d  
 LOCKING STAINLESS STEEL FLUSH PULL LATCH  
 REARWARD-FACING DRAWER DOES NOT HAVE WEIGHT RATING

#5 PULL-OUT DRAWER WITH HINGED ACRYLIC WRITING SURFACE  
 INSIDE DIMS: 4.50h x 14.50w x 13.25d  
 LOCKING STAINLESS STEEL FLUSH PULL LATCH  
 (4) ADJUSTABLE FRONT TO BACK DIVIDERS  
 TOTAL DRAWER WEIGHT RATING = 10 lbs.

COMPARTMENT

#1 DOOR OPENING: 18.75h x 16.00w  
 INSIDE DIMS: 18.75h x 16.00w x 17.25d  
 (1) ADJUSTABLE SHELF  
 LIFT-UP POLY DOOR WITH GAS SHOCK  
 CENTER SQUEEZE LATCH  
 TOTAL CABINET WEIGHT RATING = 20 lbs.

#2 DOOR OPENING: 13.75h x 46.25w  
 INSIDE DIMS: 16.00h x 48.00w x 17.25d  
 (1) ADJ SHELF EACH SIDE OF CENTER DIVIDER  
 SLIDING POLYCARBONATE DOORS  
 TOTAL CABINET WEIGHT RATING = 25 lbs.

#3 DOOR OPENING: 26.50h x 26.75w  
 INSIDE DIMS: 30.50h x 32.50w x 8.00d  
 (2) ADJUSTABLE SHELVES  
 SLIDING POLYCARBONATE DOORS  
 TOTAL CABINET WEIGHT RATING = 25 lbs.

#6 DOOR OPENING: 6.25h x 45.00w  
 INSIDE DIMS: 6.25h x 45.00w x 18.25d  
 HINGED POLYCARBONATE DOOR WITH CENTER SQUEEZE LATCH  
 4.3" HEADROOM MINIMUM BELOW CABINET  
 TOTAL CABINET WEIGHT RATING = 10 lbs.

#2 WITH RESTOCKING FRAMES

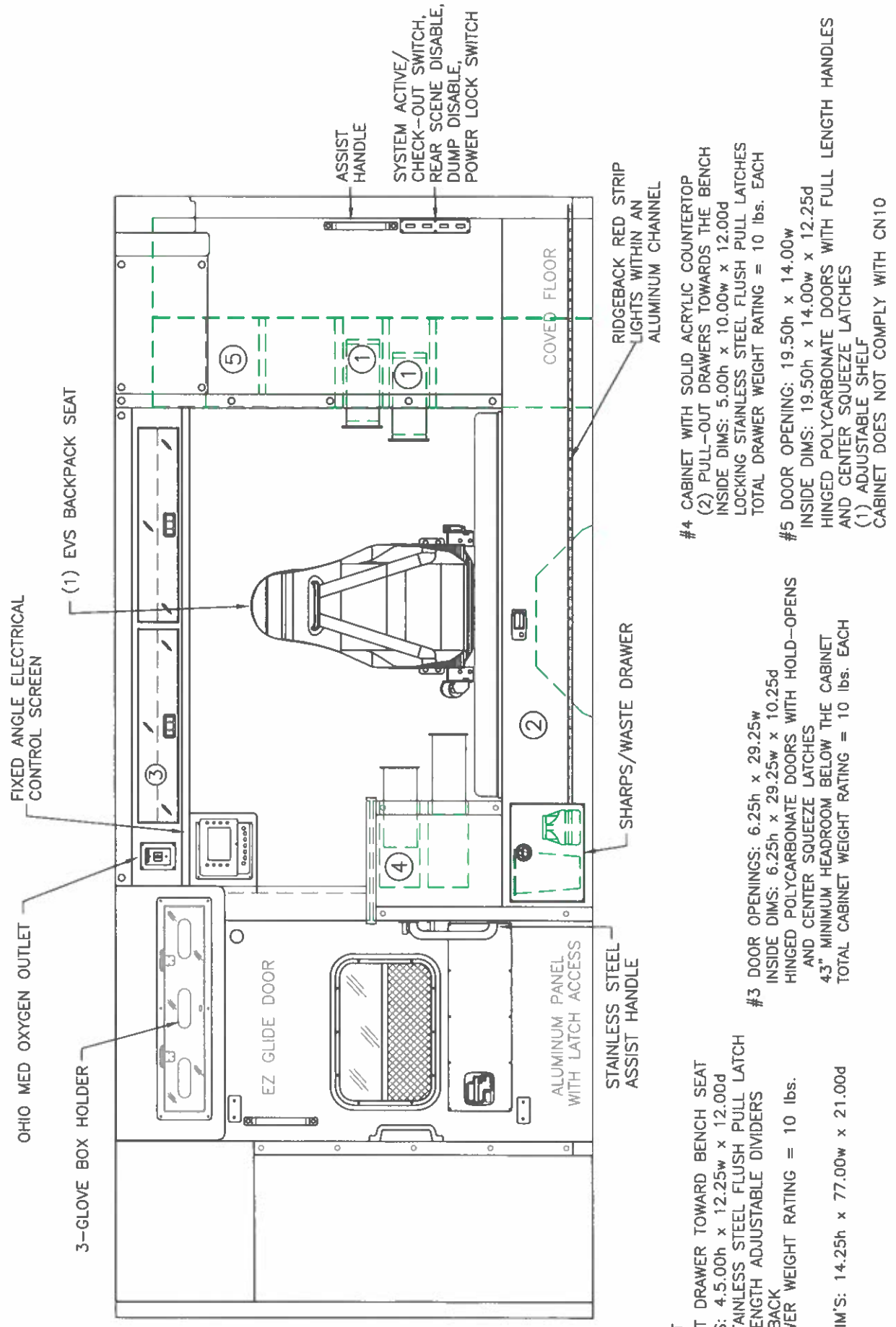
THIS DRAWING IS FOR REPRESENTATIONAL PURPOSES ONLY. DETAILS ARE CONCEPTUAL AND ARE SUBJECT TO CHANGE DURING DESIGN AND CONSTRUCTION DIMENSIONS ARE APPROXIMATE UNLESS NOTED OTHERWISE TO MEET A SPECIFIC CUSTOMER NEED.

	DATE: 10-4-23 DWG: SER B		DRAWING NO: <b>CPQ# 8</b>	WILLOWI
	1:22	SER B		





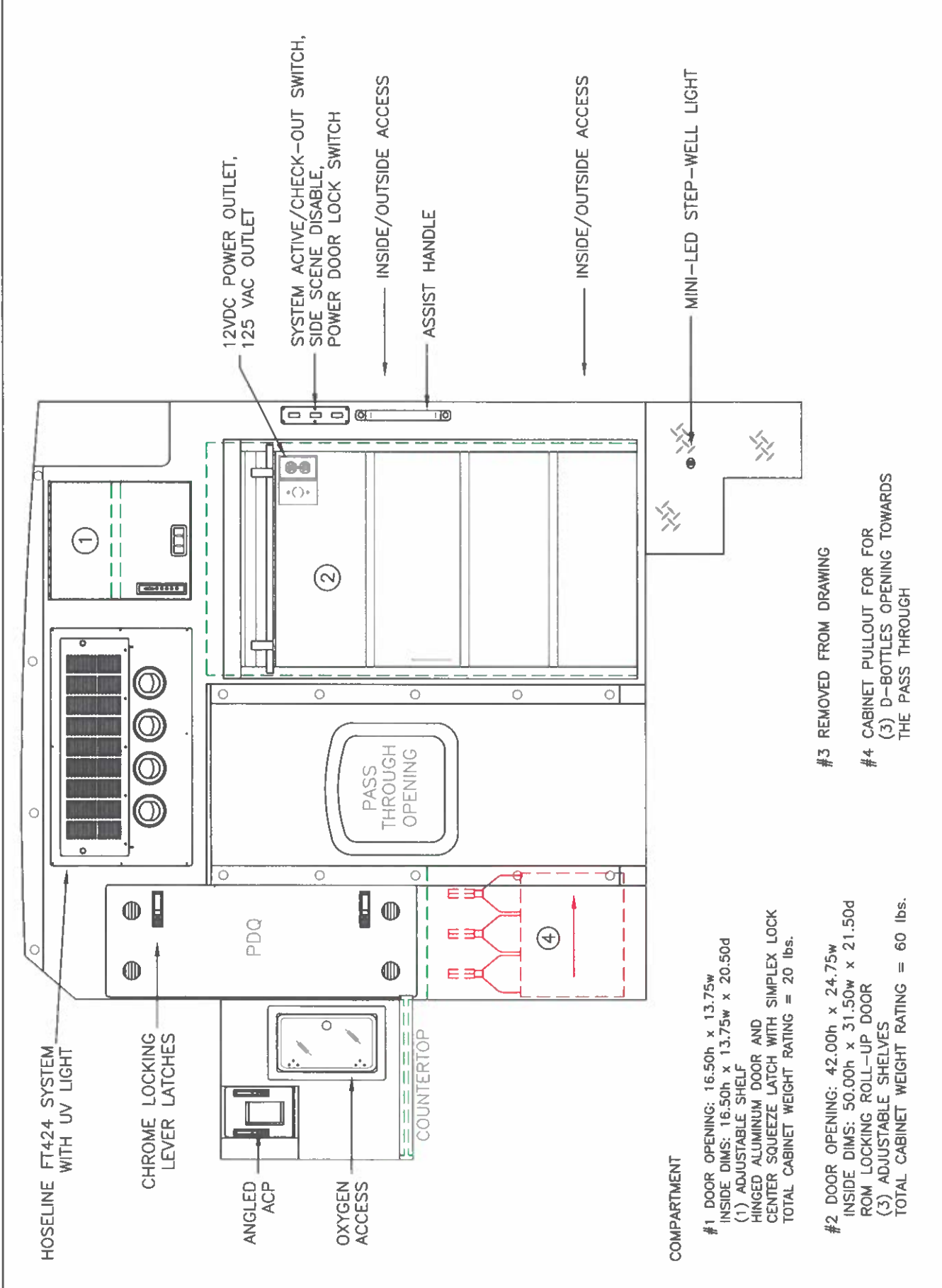
THIS DRAWING IS FOR REPRESENTATIONAL PURPOSES ONLY. DETAILS ARE CONCEPTUAL AND ARE SUBJECT TO CHANGE DURING DESIGN AND CONSTRUCTION DIMENSIONS ARE APPROXIMATE UNLESS NOTED OTHERWISE TO MEET A SPECIFIC CUSTOMER NEED.



**COMPARTMENT**  
 #1 PULL-OUT DRAWER TOWARD BENCH SEAT  
 INSIDE DIMS: 4.5.00h x 12.25w x 12.00d  
 LOCKING STAINLESS STEEL FLUSH PULL LATCH  
 (3) FULL LENGTH ADJUSTABLE DIVIDERS  
 FRONT TO BACK  
 TOTAL DRAWER WEIGHT RATING = 10 lbs.  
 #2 INSIDE DIM'S: 14.25h x 77.00w x 21.00d

#3 DOOR OPENINGS: 6.25h x 29.25w  
 INSIDE DIMS: 6.25h x 29.25w x 10.25d  
 HINGED POLYCARBONATE DOORS WITH HOLD-OPENS  
 AND CENTER SQUEEZE LATCHES  
 43" MINIMUM HEADROOM BELOW THE CABINET  
 TOTAL CABINET WEIGHT RATING = 10 lbs. EACH

#4 CABINET WITH SOLID ACRYLIC COUNTERTOP  
 (2) PULL-OUT DRAWERS TOWARDS THE BENCH  
 INSIDE DIMS: 5.00h x 10.00w x 12.00d  
 LOCKING STAINLESS STEEL FLUSH PULL LATCHES  
 TOTAL DRAWER WEIGHT RATING = 10 lbs. EACH  
 #5 DOOR OPENING: 19.50h x 14.00w  
 INSIDE DIMS: 19.50h x 14.00w x 12.25d  
 HINGED POLYCARBONATE DOORS WITH FULL LENGTH HANDLES  
 AND CENTER SQUEEZE LATCHES  
 (1) ADJUSTABLE SHELF  
 CABINET DOES NOT COMPLY WITH CN10



COMPARTMENT

- #1 DOOR OPENING: 16.50h x 13.75w  
INSIDE DIMS: 16.50h x 13.75w x 20.50d  
(1) ADJUSTABLE SHELF  
HINGED ALUMINUM DOOR AND CENTER SQUEEZE LATCH WITH SIMPLEX LOCK  
TOTAL CABINET WEIGHT RATING = 20 lbs.
- #2 DOOR OPENING: 42.00h x 24.75w  
INSIDE DIMS: 50.00h x 31.50w x 21.50d  
ROM LOCKING ROLL-UP DOOR  
(3) ADJUSTABLE SHELVES  
TOTAL CABINET WEIGHT RATING = 60 lbs.
- #3 REMOVED FROM DRAWING
- #4 CABINET PULLOUT FOR FOR (3) D-BOTTLES OPENING TOWARDS THE PASS THROUGH

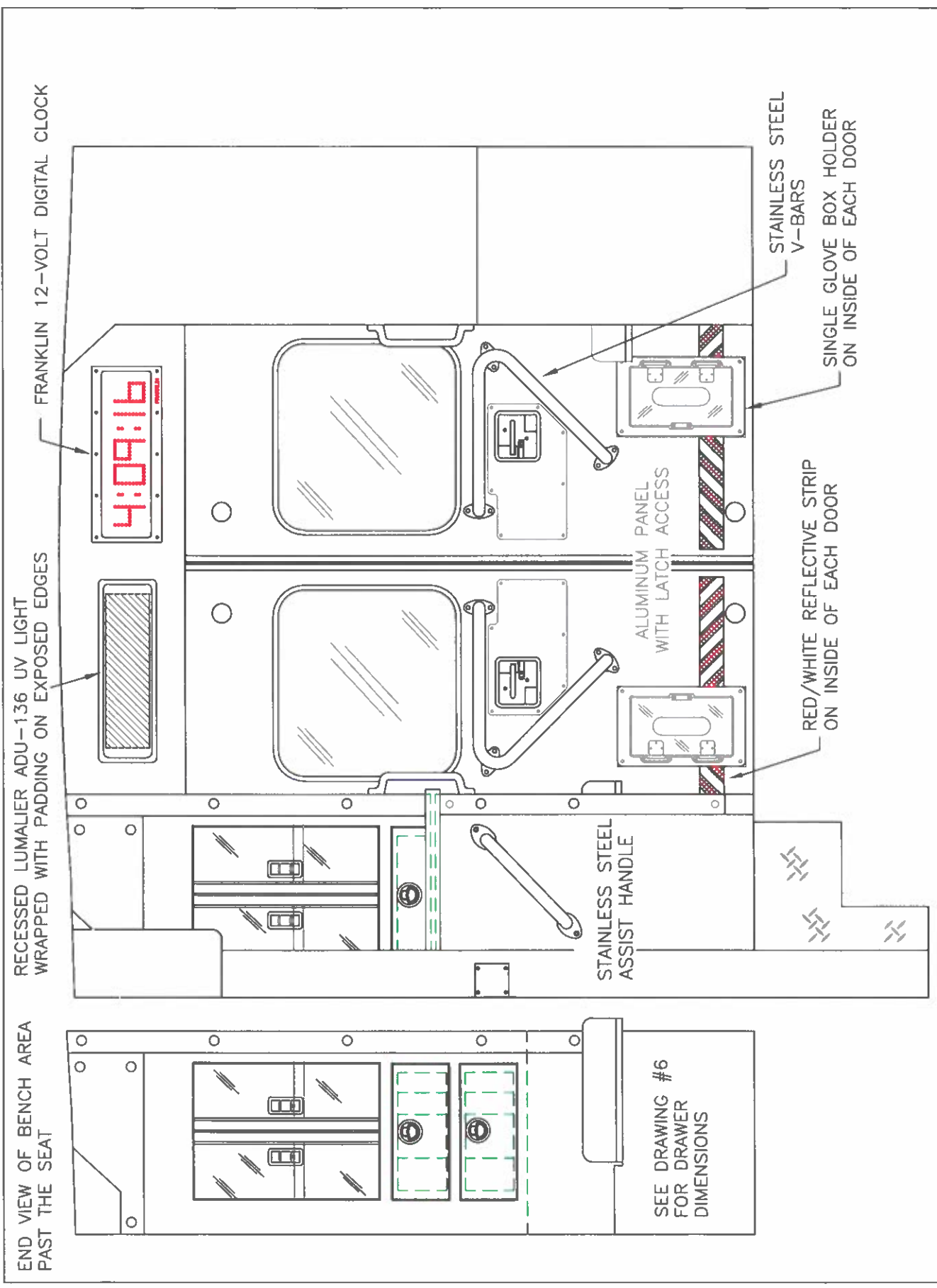
THIS DRAWING IS FOR REPRESENTATIONAL PURPOSES ONLY. DETAILS ARE CONCEPTUAL AND ARE SUBJECT TO CHANGE DURING DESIGN AND CONSTRUCTION DIMENSIONS ARE APPROXIMATE UNLESS NOTED OTHERWISE TO MEET A SPECIFIC CUSTOMER NEED.

WILLOWICK FIRE



PARTITION INTERIOR VIEW  
CHIEF XL-1

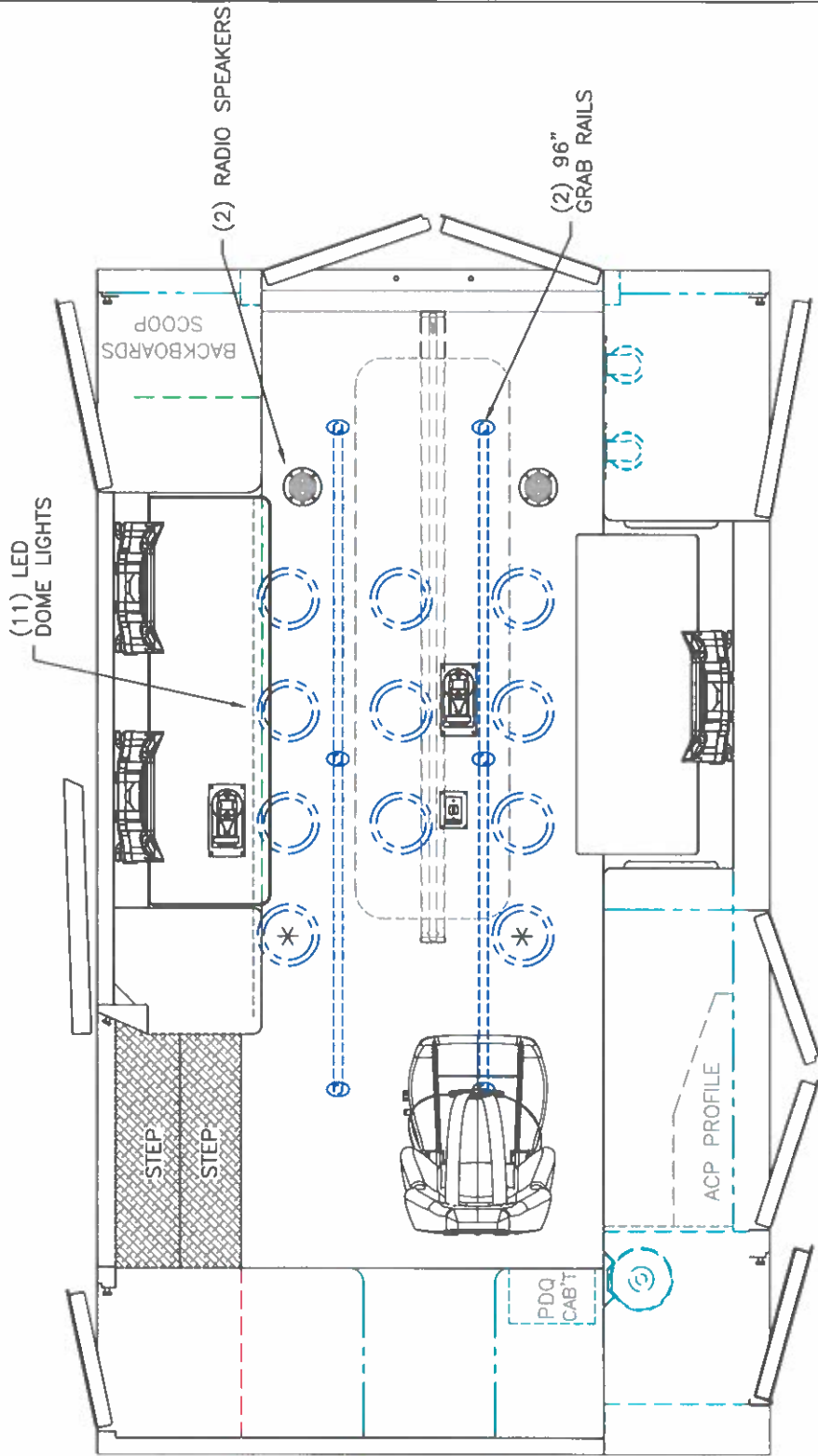
DATE	7-12-23	DRAWING NO.	CPQ# 8831
DWG	BT	REV	NR
			WILLOWICK-7



THIS DRAWING IS FOR REPRESENTATIONAL PURPOSES ONLY. DETAILS ARE CONCEPTUAL AND ARE SUBJECT TO CHANGE DURING DESIGN AND CONSTRUCTION DIMENSIONS ARE APPROXIMATE UNLESS NOTED OTHERWISE TO MEET A SPECIFIC CUSTOMER NEED.

WILLOWICK FIRE		REAR INTERIOR VIEW		1:12	BT	A
		CHIEF XL-1				
WILLLOWICK FIRE		DATE: 8-9-23 DWG:	REV:	DRAWING NO. CPQ# 8831	WILLOWICK-8	





= (2) RECESSED CEILING IV HANGER LOCATIONS

= (1) CEILING OXYGEN OUTLET

\* (2) ANTENNA BASES LOCATED OUTBOARD OF DOME LIGHTS WITH COAX SERVICE LOOP

FLOOR PLATE AND 12V PRE-WIRE FOR STRYKER POWERLOAD COT SYSTEM IN CENTER POSITION. COT SHOWN FOR REFERENCE ONLY.

MODULE WIDTH = 96"  
 MODULE LENGTH = 169"  
 MODULE HEAD ROOM = 72"

THIS DRAWING IS FOR REPRESENTATIONAL PURPOSES ONLY. DETAILS ARE CONCEPTUAL AND ARE SUBJECT TO CHANGE DURING DESIGN AND CONSTRUCTION DIMENSIONS ARE APPROXIMATE UNLESS NOTED OTHERWISE TO MEET A SPECIFIC CUSTOMER NEED.



WILLOWICK FIRE

FLOOR INTERIOR VIEW  
 CHIEF XL-1

DATE:	7-12-23	DRAWING NO.	CPQ# 8831
DWG.	BT	REV.	WILLOWICK-9
		NR	

1:22



# Bid Specification

Willowick 5 Braun Bid Spec 2023-12-13 09-26-55

**Reference:** QUO0000008831 Rev: 5  
**Purchaser:** Penn Care  
**Contact:** Taylor Pease  
**Address:** 1317 North Road  
 Niles, OH

**Opportunity:** Willowick  
**Account:** Willowick Fire  
**Quote Owner:** Travis Krieger  
**Shipping Address:**

**Telephone:**

**Currency:** USD  
**Quotation Date:** 2023-12-12  
**Expiration:** 2024-01-11

Name	Specifications
Chief XL Type I	-72" Headroom -169"L Full Seam Welded Module



## Braun - KKK Change Notice

Item Number	Name	Y	N
00-01-0001	<p><b>GENERAL CONDITIONS</b></p> <p><b>PURCHASER:</b> The "Purchaser" who is hereinafter described as an individual, or a group of individuals who represent the interest of a City, Borough, County, Parish, State, or Private enterprise AND has been charged with the responsibility of purchasing one or more emergency medical ambulance(s).</p> <p><b>BIDDER:</b> The "Bidder" is hereinafter defined as the ambulance manufacturer and/or it's authorized Representative/Dealer.</p> <p><b>BIDDER'S INSTRUCTIONS</b></p> <p>Bidders shall thoroughly examine all drawings, specifications, schedules, instructions and any other documents supplied as part of this invitation to bid and shall make all investigations necessary to thoroughly inform themselves regarding the content of the written specifications, drawings, and instructions supplied herein. No plea of ignorance by the bidder pertaining to the content of the specifications, drawings, schedule, or instructions will be considered by the purchaser on the deadline, if bid submission has occurred. Failure or omission on the part of the bidder to make the necessary examinations and investigations into the content of the specifications AND make all clarifications or explanations of exceptions and conditions that exist or that may exist hereafter shall NOT be accepted as a basis for making variations to the requirements of the purchaser or compensation to the bidder.</p> <p><b>CLARIFICATIONS:</b> Clarifications shall be written correspondence between the bidder and the purchaser. A clarification shall include the page number, paragraph number, the text with unclear content (as written in the specification) and the definition of the clarification provided.</p> <p>The Purchaser's clarifications shall be documented in writing and distributed to all qualified bidders at least two business days prior to the deadline for bid submission.</p> <p><b>EXPLANATION OF EXCEPTIONS:</b> Bidders may take exceptions to any part of the bid contained herein with a written itemized schedule. The schedule shall include the page number, paragraph number(s), the text that the bidder feels he cannot comply with and an explanation why the bidder feels that the requirement is not in the best interest of the purchaser AND/OR an alternate bidder solution. Alternate bidder solutions may be</p>		



considered by the purchaser, if the bidder can show the purchaser that the alternate solution is, in quality and quantity, equal to OR better than the specified item. Explanations of exceptions taken must be documented and submitted with the bid proposal on or before the bid submission deadline.

**PURCHASER'S INTENT**

The intent of the specifications supplied herein is to purchase an ambulance with the highest level of quality and engineering excellence. The intent of this vehicle is centered on the patient's need for pre-hospital care, in conjunction with a safe working environment for the Emergency Medical Personnel.

**NO ALTERNATE BIDS TAKING TOTAL EXCEPTION**

**BID PACKAGES SHALL NOT TAKE TOTAL EXCEPTIONS:** Bidders are required under this bid invitation to give, for the consideration of the purchaser, a proposal that will comply with the written specifications, drawings, and schedules supplied herein. The specifications supplied represent a compilation of input from all disciplines of users, patients, maintenance and management personnel who are directly affected by the vehicle performance. All the personnel who have direct working contact with the vehicle specified herein base careful consideration pertaining to safety, configuration, construction, and workmanship on working experiences. The intent of this ambulance was created as a result of resolving issues and improvement suggestions that have originated from the personnel most QUALIFIED to make such input.

The purchaser makes no claim that potential issues or improvements are included in the specifications supplied herein. The purchaser will consider any valid concern by any bidder and will consider only minor specification exceptions or alternates of equal or better performance, provided that the exceptions are steered toward meeting the intent AND the exceptions are submitted with the final bid proposal on or before the bid deadline.

**CAUTION:** A bidder who submits a bid that takes "Total Exception" and makes an offering of some "Standard" or "Stock" unit will be viewed by the purchaser as a bidder who did not make, and is not prepared to make, a valid bid, and is not qualified to manufacture the ambulance as specified herein. Alternate bids shall NOT be considered.

**INTER-AGENCY AGREEMENTS (PIGGY-BACK)**

It is the intent of this bid document to make available to other government entities, by mutual agreement with the successful Bidder, the right to purchase the same or like equipment and or products, at the prices quoted for the period of the contract. Each Bidder shall indicate in the bid proposal, if the Bidder will honor other political subdivision's orders, in accordance with contract terms and conditions. This procedure is sometimes identified as a "Piggy-Back" Bid.

**VENDOR QUALIFICATIONS**

Regardless of chassis purchased, all bidders shall be members in good standing of the Ford Motor Company Qualified Vehicle Modifier Program (Q.V.M.). Certification verification shall be provided with the bid response. If for any reason the Q.V.M. Certification was withdrawn or suspended by Ford Motor Company within the past five years, the bidder shall supply a full written explanation of the Q.V.M. withdrawal or suspension and any corrective actions taken to regain Q.V.M. Certification.

**PRODUCT LIABILITY INSURANCE**

A Certificate of current liability insurance, with a Twenty-one Million Dollar minimum shall be supplied with the bid submission. The certificate of insurance shall bear the insurance carrier's name, address, and phone number. The Certificate shall also bear the name and address of the insured. This document shall contain the coverage schedule, explaining the type of insurance, the policy number, the effective date of coverage, the policy expiration date, and the individual limits of liability.

**DRUG FREE WORKPLACE**



The bidder shall conduct business as a Drug Free Workplace. The bidder/manufacturer shall provide notice to their employees as required under the Drug Free Workplace Act of 1988. A copy of the bidder's Drug Free Workplace policy shall be furnished to the purchaser upon request.

#### **CHASSIS POOL**

The bidder shall be a member of the Ford Motor Company's and/or the General Motor Company's Chassis Bailment Pool, regardless of the chassis specified within this specification. The bidder shall provide a current Ford Motor Company and/or General Motor Company's Pool account number to the purchaser upon request.

#### **AMBULANCE SPECIFICATION**

All ambulance modules in this specification must be built in the United States of America.

#### **PRODUCT TESTING**

**AMBULANCE MANUFACTURER'S DIVISION:** The Bidder shall be a member in good standing with the National Truck Equipment Association (N.T.E.A.) and the Ambulance Manufacturer's Division (A.M.D.) of N.T.E.A. The bidder shall supply a letter with the bid response to verify current membership in both the N.T.E.A. and the A.M.D.

#### **SAE J3057: AMBULANCE MODULAR BODY EVALUATION-QUASI-STATIC LOADING FOR TYPE I AND TYPE III MODULAR AMBULANCE BODIES**

SAE J3057 – The ambulance described herein shall be tested and pass all requirements of SAE J3057: Ambulance Modular Body Evaluation-Quasi-Static Loading for Type I and Type III Modular Ambulance Bodies. The test results shall be certified by an independent engineering firm not directly associated with the Ambulance Manufacturer. These certified test results shall be supplied to the purchaser upon request.

#### **ROLLOVER CRASH TEST**

The manufacturer shall perform a dynamic rollover crash test with video documentation to be provided to the Purchaser upon request. Crash tests shall be performed within a controlled and repeatable environment. All testing shall be performed by an ISO/IEC 17025 accredited laboratory by an accreditation body that is recognized by the National Cooperation for Laboratory Accreditation (NACLA) or is a signatory to the International Laboratory Accreditation Cooperation (ILAC) Mutual Recognition Arrangement (MRA). Refer to the following publications for specifications:

- SAE J211-1 Instrumentation for Impact Test – Part 1: Electronic Instrumentation
- SAE J211-2 Instrumentation for Impact Test – Part 2: Photographic Instrumentation
- SAE J21733 Sign Convention for Vehicle Crash Testing
- SAE 3027 Ambulance Litter Integrity, Retention, and Patient Restraint

#### **SIDE IMPACT CRASH TEST**

The manufacturer shall perform a dynamic side impact crash test with video documentation to be provided to the Purchaser upon request. Crash tests shall be performed within a controlled and repeatable environment. All testing shall be performed by an ISO/IEC 17025 accredited laboratory by an accreditation body that is recognized by the National Cooperation for Laboratory Accreditation (NACLA) or is a signatory to the International Laboratory Accreditation Cooperation (ILAC) Mutual Recognition Arrangement (MRA). Refer to the following publications for specifications:

- SAE J211-1 Instrumentation for Impact Test – Part 1: Electronic Instrumentation
- SAE J211-2 Instrumentation for Impact Test – Part 2: Photographic Instrumentation
- SAE J21733 Sign Convention for Vehicle Crash Testing
- SAE 3027 Ambulance Litter Integrity, Retention, and Patient Restraint

#### **NON-COLLUSIVE BID CERTIFICATION**

By submission of this bid response, the Bidder and/or Bidder's authorized representative(s), certify under penalty of perjury, to the best of their knowledge and belief the following:



- A. The prices in this bid response have been arrived at independently without collusion, consultation, communication, or agreement for the purpose of restricting competition, as to any matter relating to such prices with any other Bidder or with any competitor, and;
- B. Unless otherwise required by law, the prices which have been quoted in the bid response have not knowingly been disclosed by the Bidder and will not knowingly be disclosed by the Bidder, prior to the public bid opening, either directly or indirectly to any competitor, and;
- C. No attempt has been made or will be made by the Bidder, for the purpose of restricting competition, to induce any person, partnership, or corporation not to submit a bid response.

**DEBARMENT STATUS**

By submission of this bid response, the Bidder and/or its authorized representatives, certify under penalty or perjury, that to the best of their knowledge and belief they are not currently debarred from submitting bids or bidding on contracts from any agency within the home state of the purchaser, nor are they an agent of any person or entity that is currently debarred from submitting bids on contracts by any agency within the home state of the purchaser.

**DELIVERY STATEMENT**

The bidder shall state the number of calendar days required for delivery of the completed ambulance, after receipt of an order and receipt of chassis by the manufacturer.

Delivery shall be within \_\_\_\_\_ calendar days after receipt of order and receipt of chassis. (State number of calendar days)

**REQUIRED DELIVERY ITEMS**

REQUIRED DELIVERY ITEMS: Upon a successful bid award, the vendor shall provide the following to the purchaser, upon ambulance delivery:

1. Manufacturer's Quality Assurance Vehicle Testing and acceptance documents.
2. One (1) copy of conversion parts, service, and operational manuals.
3. OEM Chassis Owner's Guide materials as provided by the chassis manufacturer.
4. One (1) copy of "as built" customized electrical schematics for the ambulance conversion.

**PURCHASER'S RIGHTS**

**ACCEPTANCE OR REJECTION:** The Purchaser reserves the right to accept or reject any and all bids as deemed to be in the best interest of the purchaser and is not bound to accept the lowest bid.

**BID PROPOSAL TIME LIMITS:** All bids submitted to the purchaser shall remain in effect for a minimum period of (30) thirty calendar days.

**BID WITHDRAWAL:** Only written bid withdrawal requests will be accepted by the purchaser. Bid withdrawals received less than (3) three working days prior to the advertised bid opening will not be accepted.

**FORCE MAJEURE**

Company shall not be liable or responsible to Purchaser, or be deemed to have defaulted or breached these Standard Terms and Conditions, for any failure or delay in fulfilling or performing any of these Standard Terms and Conditions when and to the extent such failure or delay is caused by or results from acts or circumstances beyond the reasonable control of Company including, without limitation, acts of God, flood, fire, earthquake, explosion, governmental actions, war, invasion or hostilities, terrorist threats or acts, riot or other civil unrest, national emergency, revolution, insurrection, epidemic/pandemic, telecommunication breakdown, power outage, lockouts, strikes or other labor disputes (whether or not relating to either party's workforce), restraints or delays affecting carriers, inability or delay in obtaining chassis from an original equipment manufacturer or other supplies of adequate or suitable components or materials at reasonable prices.



Any delays of subcontractors occasioned by any of the causes specified in the immediate preceding clause.

<b>00-01-0006</b>	<p><b>DYNAMIC SIDE IMPACT &amp; ROLLOVER TESTS</b>                  Bidder shall perform Dynamic Side Impact &amp; Rollover Tests with same module that was involved in side impact crash test. This module must be the same brand, make, and model for both tests. Video documentation to be provided to the Purchaser upon request. Crash test shall be performed within a controlled and repeatable environment, validated by a third-party testing facility.</p> <p>-----</p>	Y ___ N ___
<b>00-01-0017</b>	<p><b>BIDDER IS KKK-A-1822F AMENDMENT 1 COMPLIANT</b></p> <p>-----</p>	Y ___ N ___
<b>80-10-0000</b>	<p><b>KKK-A-1822F COMPLIANCE PACKAGE</b>                  A KKK-A-1822F compliance sticker, electrical load analysis sticker, and payload sticker shall be installed in the oxygen compartment. Any deviations from KKK-A-1822F shall be listed in the vehicle delivery packet with a notation on the-compliance sticker.</p> <p>-----</p>	Y ___ N ___
<b>00-01-0030</b>	<p><b>STS CONTRACT</b>                  This order does specify a STS contract.NOTE: Customers that purchase a Braun ambulance through the State Term Schedule contract will have the order fulfilled per the terms and conditions of the STS contract. Where the terms and conditions of the Braun Purchase Agreement and the STS contract differ, the STS contract will supersede Braun's agreement; all other terms and conditions outlined in the Braun Purchase Agreement will remain in force.</p> <p>-----</p>	Y ___ N ___
<b>00-01-0053</b>	<p><b>NO BOND REQUIRED</b>                  No Bond is Required</p> <p>-----</p>	Y ___ N ___

**Braun - Chassis**

Item Number	Name	
<b>00-01-0040</b>	<p>Administration Fee</p> <p>-----</p>	Y ___ N ___
<b>25XLF450-550</b>	<p><b>TYPE I - AMBULANCE - CHIEF XL I FORD - 72 INCH INTERIOR HEADROOM</b>                  SPECIFICATION INTENT: 2025 Type I, 169-inch module, constructed with not less than 72-inches interior module height, an overall length of 307-inches, an overall width of 98-inches and an overall exterior height not to exceed 112-inches. Manufactured in Van Wert, Ohio, USA.</p>	Y ___ N ___
<b>CH_F4550LG</b>	<p><b>CHASSIS - FORD F550 193" WB 4X4 DRW (108 C.A.) GAS ENGINE</b>  <b>PLEASE NOTE: The manufacturer has not yet released the updated Chassis Spec; please see the 2022 Chassis Spec attached for GENERAL reference only.</b>  <b>F5H 2022 FORD F550 CHASSIS CAB, 193" WB 4X4 DRW (108" C.A.)</b>  <b>SPECIFICATION FOR GENERAL REFERENCE ONLY</b>  <b>MECHANICAL</b></p> <ul style="list-style-type: none"> <li>• Axle -Mono-beam front axle w/coil spring suspension</li> <li>• Battery - Batteries Dual 750 CCA</li> <li>• Brakes – Four-wheel Disc Brakes; Anti-lock Brake System (ABS)</li> <li>• Emission 50-State Emissions System</li> <li>• Engine — 7.3L 2V DEVCT NA PFI V8 gas (*99N*)</li> <li>• Engine block heater (*41H*)</li> </ul>	Y ___ N ___





- Rear-axle 4.88 Limited-slip (\*X8L\*)
- Tires - 225/70Rx19.5G BSW A/P (TGJ)
- Transmission – TorqShift® Ten-Speed 10R140 with Neutral Idle Automatic w/Selectable Drive Modes (\*44G\*)

#### FUNCTIONAL

- Audio – AM/FM stereo MP3 player
- Alternator: 397 amp (\*67B\*)
- Ambulance Prep Package (\*47A\*)
- FordPass™ Connect 4G
- Hood release
- Horn - dual electric
- Shock absorbers - heavy -duty gas
- Sirius XM® Radio (Note: Includes a 3-month prepaid subscription. Service is not available in Alaska or Hawaii)
- Spare Tire, Wheel and Jack (Excludes carrier; includes Hydraulic Jack (\*512\* \*61J\*))
- Springs, rear auxiliary
- Stabilizer bars – front rear
- Trailer Brake Controller

#### EXTERIOR

- Bumper – front, chrome
- CAL SER VEH EXP (\*936\*)
- Color - Oxford White (\*Z1\*)
- Fender vents – front
- Front License Plate Bracket
- Fuel Tank — 40-gallon aft axle
- Glass – privacy
- Grille – two (2) bar, bright chrome
- Preferred Equipment Package XLT Trim (\*663A\*)
- Scuff plates – front, color-coordinated
- "Three Blink" Lane change signal
- Tow hooks – front (2)
- Trailer wiring – 7 wire harness w/relays, blunt cut labeled
- Wheels – 19.5" Forged Polished Aluminum w/Bright Hub Covers/Center Ornaments (19.5" x 6.75") (64D)
- Windshield Wipers – intermittent

#### INTERIOR/COMFORT/CONVENIENCE

- 4.2" LCD Productivity Screen, includes menus for Gauge Setup, Trip Computer, Fuel Economy and towing/off-road application. (5) button



message control on steering wheel (included with SYNC® and SYNC® Services)

- 12V Power point, auxiliary
- 110V/400W outlet
- Power Adjustable Pedals (62M)
- Air conditioning – single-zone, manual
- Air conditioning vents – black w/chrome ring and knob
- Auxiliary audio input jack
- Cabin Air Particulate Filter
- Carpet Delete (replaced with black flooring) (\*166\*)
- Coat hooks, LH/RH color-coordinated
- Dash top tray
- Daytime Running Lamps (DRL) (\*942\*)
- Dome lamp – LH/RH door activated I/P switch operated w/delay
- Door locks w/ backlit switches
- Door-trim – soft armrest, grab handle, power window/lock switches and reflector; front map pockets
- Gauges Meters - Fuel, Transmission temperature, Engine coolant temperature, Oil pressure (gas engine), Speedometer, Odometer, and Tachometer
- Handles, grab – driver front-passenger Handles, roof ride – front-passenger (also over rear-doors on Crew Cab)
- Headrests - driver and passenger 4 way adjustable
- Map lights – dual (front and rear w/Crew Cab)
- Mirror – rearview 11.5" day/night
- Outside Temperature Display
- Overhead Console – with dual storage bin and map lights
- Power Equipment Group – 1ST row (front-seat) windows w/one-touch up/down, power/door-locks w/backlit switches accessory delay
- Seat –Front, high-series cloth 40/20/40 medium earth grey (\*3S\*) split bench - 20% center under-seat storage, – w/center armrest, cupholder and storage (manual lumbar – driver’s side) — Two-way adjustable driver/passenger headrests
- Steering – power
- Steering wheel – Black urethane with manual tilt and telescoping steering wheel/column; with redundant audio and SYNC® controls
- Sun visors – color-coordinated cloth, driver w/pocket, both driver and passenger w/covered mirrors
- Upfitter switches – 6 located in Overhead Console
- Power windows w/backlit switches





**SAFETY/SECURITY**

- AdvanceTrac® with RSC® (Roll Stability Control™)
- Advanced Security Pack (inc. Inclination / Intrusion Sensors)
- AutoLamp – Auto On/Off Headlamps with Rain lamp Wiper activated Headlamps
- Autolock, Auto unlock
- Belt-Minder® (front safety belt reminder)
- Driver and passenger frontal and side airbag/curtain; passenger side deactivation switch
- Headlamps – Quad beam jewel effect halogen
- Lamps – Roof marker/clearance – LED
- Mirrors – manually telescoping (\*54K\*) /folding trailer tow with power/heated glass, heated convex spotter mirror, integrated clearance lamps/turn signals
- MyKey® owner controls feature
- Remote keyless entry
- Safety Belts – color-coordinated w/height adjustment (front-outboard seating positions only)
- Safety Canopy® System
- SecuriLock® Passive Anti-Theft System (PATS)
- Stationary Elevated Idle Control (SEIC)
- SOS Post-Crash Alert System™
- Trailer Sway Control and Hill Start Assist

**DRIVER ASSIST**

- Automatic High Beam – standard
- Cruise Control (steering wheel mounted)
- SYNC® 3 – Enhanced Voice-Recognition Communications and Entertainment System with 911 Assist® and AppLink®, Apple CarPlay™, and Android Auto™•

**WEIGHT RATINGS**

- FRONT AXLE WEIGHT RATING 7000 lbs
- REAR AXLE WEIGHT RATING 13660 lbs
- GROSS VEHICLE WEIGHT RATING 18000 lbs

<b>15-00-0010</b>	<p><b>FUEL TANK - FULL UPON FACTORY RELEASE</b>                  The chassis fuel tank of the completed unit shall be full at time of release from the ambulance manufacturer's facility.</p>	Y ___ N ___
<b>20-10-0603</b>	<p><b>ENGINE BLOCK HEATER - OEM PLUG</b>                  An engine block heater shall be included in the chassis with the 125 VAC power cord.</p>	Y ___ N ___



- 20-20-0252** HEAT SHIELDS, PROTECTIVE Y\_\_\_N\_\_\_  
 Aluminized steel protective heat shields shall be installed to the upper laterals above the exhaust system to help protect the module from the chassis exhaust system heat. This shall meet OEM guidelines for heat shields.
- 
- 20-20-0277B** HIGH IDLE SYSTEM - B Y\_\_\_N\_\_\_  
 A high-idle module will be added to the chassis. The high idle will be engaged automatically by the M-Tech system when all chassis parameters are met. Chassis parameters include but not limited to vehicle in park, service brake not depressed, accelerator not depressed, parking brake set and battery voltage. High-idle may also be activated by the M-Tech heat or A/C. FORD F-SERIES ONLY: A high-idle/parking brake module will be added to the chassis. The chassis parking brake signal will also be provided by this module.
- 
- 20-01-0105** SUSPENSION - LIQUID SPRING TYPE I Y\_\_\_N\_\_\_  
 A CLASS®, or Compressible Liquid Adaptive Suspension System, shall be provided and installed. Utilizing a strut, with a compressible fluid as the spring/damping medium, and its sophisticated on-board microprocessor, CLASS® adapts the entire vehicle's response to road variations and the driver. Unlike current steel and air sprung suspension systems, CLASS® can automatically and instantaneously change the spring stiffness and damping at each wheel over a very broad range with minimal power consumption while the vehicle is being driven and without driver intervention. The system shall include an automatic lowering feature, which is activated by opening the rear patient compartment doors. There shall be a switch near the rear doors which will defeat the lowering feature.
- 
- 20-10-0206** BATTERY - TWO SYSTEM - F SERIES CHASSIS Y\_\_\_N\_\_\_  
 The vehicle shall have a 12 V two (2) battery system rated at 1500 cold cranking amps. Both batteries shall be securely installed in the Ford OEM locations, under the vehicle hood.
- 
- 20-21-0101** FLOOR CONSOLE F450/F550 STANDARD CONSOLE - ALUMINUM Y\_\_\_N\_\_\_  
 A center floor console manufactured out of aluminum and covered in a black onyx scratch resistant, multi-use polychromatic coating with a clear epoxy finish shall be installed in the cab. The console face plates shall be removable for accessibility and serviceability. The Console System is to be SAE J3043 Ambulance Equipment Mount Device or Systems compliant and shall be labeled with its weighted capacity.
- 
- 20-10-0112** INBOARD ARM RESTS FOR ALUMINUM CONSOLE Y\_\_\_N\_\_\_  
 Inboard arm rests shall be provided and installed for both the driver's and passenger's seats in the cab.
- 
- 20-10-0725** GLOVE DISPENSER - 3 BOX IN CAB Y\_\_\_N\_\_\_  
 An aluminum three (3) - box glove dispenser unit, with a 1/4" clear acrylic hinged access panel with three (3) cut-outs, shall be provided and installed in the cab.
- 
- 30-10-0012** AIR HORNS - BUELL DUAL TRUMPETS 10" and 12", UNDR BMPR W/SW Standard Y\_\_\_N\_\_\_  
 location(s) unless otherwise specified.  
 A Buell air horn system with dual trumpets, one (1) 10" and one (1) 12", shall be mounted under/through the front bumper (to accommodate chassis options), one (1) each side. The compressor with cover shall be installed per drawing. The air horns shall be activated by a push button located on the MCC (master control console) unless otherwise stated.



30-10-0030	<p><b>BACKUP ALARM</b>  An (OSHA approved) back up alarm shall be installed with a disable control for silent backing. The disable control shall be located on the MCC (master control console). The back up alarm system shall automatically reset to the "on" mode when the transmission is taken out of reverse.</p> <p>-----</p>	Y___N___
20-30-0806	<p><b>RUNNING BOARDS - STAR PUNCHED DIAMOND PLATE</b>  Aluminum diamond plate running boards with a star punched non-skid surface shall be provided on the cab. The running boards shall be dip anodized after they are formed to retain finish and increase corrosion resistance.</p> <p>-----</p>	Y___N___
30-10-0759	<p><b>RUMBLER - FEDERAL SIGNAL SYSTEM / OPERATED VIA CONTROL SCREEN / MECHANICAL SWITCH</b>  The Federal Signal Rumbler System shall be provided and installed. This system will interact with the existing siren amplifier and provide secondary, low frequency duplicate tones. Siren shall be activated by both the control screen and a mechanical switch on the MCC.</p> <p>-----</p>	Y___N___
30-25-0201	<p><b>LIGHTS RUNNING BOARD -WHELEN MINI-LED</b>  One (1) pair of Whelen white Mini-LED's shall be installed one (1) each side, low on the module front, as running board lights. The lights shall activate with the cab door switches.</p> <p>-----</p>	Y___N___
20-30-0202	<p><b>MIRRORS, EXT OEM MANUAL TELESCOPNG WREMOTE &amp; HEAT</b>  The chassis shall have OEM manual telescoping, folding trailer tow mirrors with power/heated glass, heated convex spotter mirror, integrated clearance lamps/turn signals.</p> <p>-----</p>	Y___N___
20-30-0261	<p><b>OEM AUTO-LOCK DISABLED (cab &amp; module doors do not auto lock or unlock)</b>  The OEM auto-lock feature will be disabled.</p> <p>-----</p>	Y___N___
30-10-0753	<p><b>SIREN, WHELEN 295-HFSA7-REMOTE WITH MICROPHONE (Meets CA Title 13)</b>  A Whelen 295-HFSA7 remote dual siren amplifier shall be flush-mounted in the master control console located in the cab. The siren shall be capable of hands-free operation and shall be equipped with a noise canceling microphone. Note - Meets CA Title 13. Some features of this siren include:  <b>DUAL 200 WATT, FLUSH MOUNT SIREN with REMOTE SIREN AMPLIFIER</b></p> <ul style="list-style-type: none"> <li>• Six function siren plus radio repeat and public address.</li> <li>• Operates two 100-watt speakers.</li> <li>• Operates in dual (outputs 2 independent siren tones creating rich harmonic dual tone sound) or mono sound modes.</li> <li>• External dip switch programmable siren tones.</li> <li>• PTT (push to talk) switch on microphone overrides all siren functions.</li> <li>• Removable unidirectional microphone with adjustable microphone volume adjustable preset radio repeat volume.</li> <li>• SI TEST®, silent diagnostic test.</li> <li>• Quick disconnect plug for ease of service or replacement.</li> </ul> <p><b>12 Siren Tones</b></p> <ul style="list-style-type: none"> <li>• Air horn</li> </ul>	Y___N___



- Wail
- Yelp
- Piercer
- Manual Coast to Stop
- Manual
- Mechanical Coast to Stop
- Hi/Low
- Yelp 249
- Warble
- Whoop
- Mechanical Tone

<b>30-10-0812</b>	SIREN SPEAKERS, CAST PRODUCTS - IN FRONT BUMPER Two (2) Cast Products - 100-watt siren speakers, shall be installed in outer ends of the front bumper (or to accommodate chassis options). -----	Y___N___
<b>20-40-0210 10</b>	OEM WHEELS STEEL - PAINTED - WITH VALVE STEM EXTENSIONS - F/R/HD/CV SERIES BLACK The OEM steel wheels shall be painted. -----	Y___N___

**Braun - Electrical**

Item Number	Name	
<b>SR00167001</b>	USB-C Dual USB-C to be included in the action area and cab center console next to existing USB. -----	Y___N___
<b>SR00167007</b>	(3) Dome lights down center of ceiling IATS -----	Y___N___
<b>SR00170830</b>	RADIO SPEAKERS, CEILING - OEM RADIO and ACP FADER Two (2) stereo speakers shall be installed in the module ceiling. The fader control for the speakers shall be provided through the OEM radio and a fader control located in the ACP. -----	Y___N___
<b>SR00175074</b>	Aisle lighting: There shall be Ridgeback LED Red lighting in aluminum channels each side of aisle at the cove of the floor. -----	Y___N___
<b>30-06-0001</b>	ELECTRICAL SYSTEM - MICRO PROCESSOR BASED A microprocessor based multiplex system shall be installed to control the electrical functions. The system shall include load management, load shedding, power modulation, load sequencing capabilities and provide on-board diagnostics with real-time status reporting. The system shall consist of one (1) color control console in the cab, one (1) color control console in the patient compartment, a total of three (3) control nodes: two (2) High Content nodes and one (1) 8 X 16 node, and a module warning display with video input and monitoring capabilities. Bidders who propose any other proprietary electrical system shall be considered as non-compliant. Documentation required with bid submission. Bidder must supply with his/her bid proposal, a listing of not less than 1500 ambulances produced with manufacturers electrical system within the past 5 years. The	Y___N___



documentation shall include a production order number, the purchaser's agency name, and the date the ambulance was delivered. Bids submitted without this documentation shall not be considered.

- 30-10-0110**      **ELECTRICAL CIRCUITS**      Y\_\_\_N\_\_\_

All electrical circuits shall have wiring and circuit protection suitable to the demand and must meet the national electric code (NEC) wiring requirements. All added on wiring (18 GA through 10 GA) shall be color coded and stamped with code numbers and functions every 4" for easy identification (all other wiring shall be color coded). SLX high temperature thermoplastic cross link wire shall be used. insulated cable shall be used for all under hood / underbody battery and charging system cable. High temperature (375° f) thermoplastic loom shall be used on all harnesses.

-----
- 30-06-0126**      **ELECTRICAL COMPARTMENT (PDQ) - MULTIPLEX ELECTRICAL SYSTEM**      Y\_\_\_N\_\_\_

The Power Distribution Quarters (PDQ) shall hold electrical components, (i.e, power distribution nodes, circuit breakers, etc.). The electrical compartment shall have a hinged door with two (2) chrome locking lever latches and be shall located on the partition wall behind the attendant seat.

-----
- 30-06-0325**      **FLASHER - MULTIPLEX ELECTRICAL SYSTEM**      Y\_\_\_N\_\_\_

The flasher shall be provided within and programmed by the multiplex electrical system.

-----
- 30-06-0350**      **FLASHING HEADLIGHTS - MULTIPLEX ELECTRICAL SYSTEM**      Y\_\_\_N\_\_\_

The headlights (high beams) shall be programmed through the multiplex system to alternate flash (wig-wag), activated by a switch on the master control console screen labeled "Flashing Headlights", with the ignition on and module power and emergency master switches enabled. The flashing headlights are to be disabled when the low or high beams are activated. They are also disabled when the transmission is placed in the neutral/park position. The flashing headlights shall have the capability to be reactivated with the "park override" switch in the "on" position if the low and high beams are off.

-----
- 30-10-0190**      **GROUND FAULT CIRCUIT INTERRUPTER-GFCI**      Y\_\_\_N\_\_\_

A 125 VAC, 20 AMP circuit breaker with ground fault circuit interrupter (GFCI) electronic ground leakage detection shall be installed in the load center for the shoreline circuit.

-----
- 30-06-0285**      **MODULE DISCONNECT - MULTIPLEX ELECTRICAL SYSTEM**      Y\_\_\_N\_\_\_

A disconnect to keep the system power engaged after the ignition is switched to the "off" position.

-----
- 30-06-0575**      **REVERSE - TRANSMISSION- FUNCTIONS - MULTIPLEX ELECTRICAL SYSTEM**      Y\_\_\_N\_\_\_

The system shall be programmed to provide activation for the rear outboard warning lights, the rear side warning lights, the rear scene lights, and the rear side scene lights, when the transmission selector lever is placed into "reverse" position.

-----
- 30-06-0150**      **SPARE CIRCUIT - MULTIPLEX ELECTRICAL SYSTEM**      Y\_\_\_N\_\_\_

One (1) spare 15-amp circuit shall be provided.

-----
- 30-06-0175**      **WIRING HARNESS CONNECTORS - MULTIPLEX ELECTRICAL SYSTEM**      Y\_\_\_N\_\_\_

All wiring harnesses shall be connected via quick connect circular plug connectors.

-----
- 30-06-0300**      **VOLTMETER - MULTIPLEX ELECTRICAL SYSTEM**      Y\_\_\_N\_\_\_

One (1) digital voltmeter shall be provided on the master control console screen.

-----



- 30-06-0026**      **WARNING DISPLAY - MULTIPLEX ELECTRICAL SYSTEM**      Y \_\_\_ N \_\_\_  
 A digital warning display shall be integrated into the cab display console and programmed through the multiplex system to provide visual and audible indications for: Parking brake set condition, Parking brake release condition, Patient status alarm (four color with reset capability), Individual outside storage compartment "door open" warnings in vehicle outline form, Low voltage alarm, Low oxygen pressure alarm.  
 -----
- 30-06-0225**      **EMERGENCY MASTER SWITCH - MULTIPLEX ELECTRICAL SYSTEM**      Y \_\_\_ N \_\_\_  
 A single emergency master switch shall be supplied for activating all the emergency warning lights and shall be provided on the master control console screen. The emergency master switch will activate the module power automatically. There shall also be an Emergency Master Menu button which shall allow access to individual warning light functions.  
 -----
- 30-06-0250**      **CONTROL PANEL SWITCHES - MULTIPLEX ELECTRICAL SYSTEM**      Y \_\_\_ N \_\_\_  
 The switches on the master control console and attendant control panel screens shall have dimmable perimeter backlighting for easy identification.  
 -----
- 30-06-0275**      **MODULE POWER SWITCH - MULTIPLEX ELECTRICAL SYSTEM**      Y \_\_\_ N \_\_\_  
 A module power switch for the electrical system shall be provided on both the Master Control Console and the Attendant Control Panel screens.  
 -----
- 30-06-0101**      **ATTENDANT CONTROL PANEL (ACP) - MULTIPLEX ELECTRICAL SYSTEM**      Y \_\_\_ N \_\_\_  
 The Attendant Control Panel (ACP) shall contain a color micro processor screen, which will control all equipment installed in the patient compartment.  
 -----
- 30-06-0375**      **PARK OVERRIDE - MULTIPLEX ELECTRICAL SYSTEM**      Y \_\_\_ N \_\_\_  
 A park override switch, located on the master control console screen, shall reactivate all lights disabled when the transmission is placed in the neutral/park position.  
 -----
- 30-06-0400**      **LOAD MANAGER-SEQUENTIAL SWITCHING SYSTEM - MULTIPLEX ELECTRIC SYSTEM**      Y \_\_\_ N \_\_\_  
 The load manager-sequential switching system shall be controlled by the microprocessor based electrical system. The emergency master button shall control the sequential switching of the emergency lights and/or other warning devices. The load manager shall automatically shed non-critical electrical loads during low voltage conditions to help prevent electrical system overload when the vehicle is stationary, and the transmission is in the park position.  
 -----
- 30-06-0450**      **FRONT CLEAR DISABLE SWITCH - MULTIPLEX ELECTRICAL SYSTEM**      Y \_\_\_ N \_\_\_  
 Activation of the switch on the master control console screen shall disable all forward-facing clear warning lights.  
 -----
- 30-06-0076**      **MASTER CONTROL CONSOLE (MCC) - MULTIPLEX ELECTRICAL SYSTEM**      Y \_\_\_ N \_\_\_  
 A floor mounted Master Control Console (MCC) shall be located in the cab. The console shall house the siren and the color microprocessor display screen, which will control all the Emergency Warning functions as well as also being able to control the Patient Compartment lighting and module heat/ac functions.  
 -----
- 30-06-0475**      **CURBSIDE SCENE LIGHTS ON WITH CURBSIDE DOOR**      Y \_\_\_ N \_\_\_  
 The Curbside scene lights shall be programmed to activate when the Curbside door is in the open position.  
 -----



<b>30-06-0500</b>	<b>REAR SCENE LIGHTS ON WITH REAR DOORS OPEN</b> The rear scene lights shall be programmed to activate when the rear doors are in the open position. -----	Y___N___
<b>30-06-0525</b>	<b>DISABLE SWITCH FOR REAR SCENE LIGHTS - MULTIPLEX ELECTRICAL SYSTEM</b> A disable switch shall be installed at the rear door area to disable the rear scene lights. -----	Y___N___
<b>30-06-0550</b>	<b>DISABLE SWITCH FOR SIDE SCENE LIGHTS - MULTIPLEX ELECTRICAL SYSTEM</b> A disable switch shall be installed at the curbside door area to disable the curbside scene lights. -----	Y___N___
<b>30-06-0015</b>	<b>VISTA IV ACP - PUSH BUTTON</b> A Weldon V-MUX Vista IV interface module / display screen shall be provided and mounted on an angled flip - down panel with chrome lever latches, in the patient compartment ACP area. The Vista module shall be operated through the use of push buttons. A temperature sensor shall be mounted to the bottom of the ACP panel. -----	Y___N___
<b>30-06-0010</b>	<b>VISTA IV MCC - PUSH BUTTON</b> A Weldon V-MUX Vista IV interface module / display screen shall be provided and installed in the cab. The Vista module shall be operated through the use of push buttons. -----	Y___N___
<b>30-10-0903</b>	<b>VISTA DISPLAY SCREEN - PUSH BUTTON - CURBSIDE - FIXED ANGLED</b> One (1) Vista screen shall be provided in the patient compartment on the curbside wall on a fixed angled mount with removable plate per the location on dwg. #6. -----	Y___N___
<b>30-10-0901</b>	<b>SYSTEM ACTIVE AND CHECK OUT LIGHTS - 15 MINUTES</b> A switch shall be located at the curb and rear entry doors that will allow activation of the electrical system. There shall also be a check out light switch located at the curb and rear doors that will allow activation of the LED angled lights prior to entering the module. The system shall be programmed to shut down automatically after 15 minutes unless the ignition is on. -----	Y___N___
<b>30-06-0050</b>	<b>DAYTIME RUNNING LAMPS - MULTIPLEX ELECTRICAL SYSTEM</b> The OEM Daytime Running Light Headlights , for daytime operation when transmission is placed in drive, as a feature of the multiplex system. (if not standard on the chassis). The OEM Daytime Running Light Headlights shall be activated, for daytime operation, when transmission is placed in drive as a feature of the multiplex system. (if not standard on the chassis). -----	Y___N___
<b>30-10-0068</b>	<b>CAMERA REAR VIEW - SINGLE SYSTEM - CONTROL SCREEN</b> A color camera system, connected to the cab control screen, shall be installed, providing rear view monitoring to the rear exterior of the module. The camera shall be connected to the video input provided in the cab's control screen. This camera image shall automatically be displayed on the MCC control screen when the vehicle is placed in reverse. The control screen shall resume normal operation when the vehicle is taken out of reverse. Camera alignment will be conducted at final inspection, if applicable. -----	Y___N___
<b>30-10-0451</b>	<b>LIGHT, STREAMLIGHT VULCAN LED FLASHLIGHT WITH CHARGER BASE, MODEL 44451 OSS 3 BACK WALL BELOW SCBA'S</b> A Fire Vulcan, waterproof LED Streamlight with vehicle mount rechargeable base shall be installed. The lantern with high-impact ABS thermoplastic, a rubberized cushioned grip handle, and dual rear blue LEDs, measures 7.50"L x 5.00"W x 6.50"H. The unit has a 50,000-hour lifetime span, providing 180 lumens on high and 80 lumens on low. The -----	Y___N___





push and hold momentary toggle switch allows access to eight (8) modes of operation.

<b>30-10-0915</b>	SYSTEM AUTO ACTIVE WITH ENTRY DOOR OPEN OR UNLOCK SIGNAL The system will auto activate when a module entry door is opened or when a door unlock signal is received.	Y ___ N ___
-----		
<b>30-10-0585</b>	USB - DUAL OUTLET, ONE (1) INTERIOR LOCATED ON CONSOLE One (1) dual USB port outlet, 5 volt / 2.1 amp, shall be installed on the Master Control Console in the cab. The outlet shall have power and ground for charging equipment, such as cell phones, iPad, etc..	Y ___ N ___
-----		
<b>125AA101</b>	OUTLET, 125VAC - ONE (1) INTERIOR DUPLEX - LEFT WALL ACTION AREA One (1) 2-wire +plus ground 125 VAC hospital grade duplex outlet shall be installed in the street side wall in the primary action area, with wiring connected to the shoreline. An indicator lamp shall be located within the 125 VAC outlet as a line monitor to indicate a live circuit. The outlet shall be labeled, "125 VAC".	Y ___ N ___
-----		
<b>125ADD</b>	OUTLET, ADDITIONAL-125VAC Near CPR Seat	Y ___ N ___
-----		
<b>125IF201</b>	OUTLET, 125VAC - ONE (1) INTERIOR DUPLEX - FRONT WALL CABINET One (1) 2-wire +plus ground 125 VAC hospital grade duplex outlet shall be installed in the front wall cabinet, with wiring connected to the shoreline. An indicator lamp shall be located within the 125 VAC outlet as a line monitor to indicate a live circuit. The outlet shall be labeled, "125 VAC".	Y ___ N ___
-----		
<b>30-10-0258</b>	INVERTER, VANNER - 1100 WATT, LIFESINE LSC 12-1100-DC CHARGER A Vanner LifeSine LSC 12-1100-DC, 1100 watt inverter with battery conditioner/charger, shall be provided and installed per drawing (non-hardwired).	Y ___ N ___
-----		
<b>30-10-0250</b>	INVERTER, TO BE ON WITH THE IGNITION The mod power, and any option associated with auto on when mod power is engaged, will also come on with ignition. If mod power is turned off while ignition is on, turning mod power back on will also re-engage the inverter power.	Y ___ N ___
-----		
<b>12VAA101</b>	OUTLET, 12VDC - ONE (1) - LEFT WALL ACTION AREA One (1) 12 VDC power point outlet shall be installed in the street side wall in the primary action area. The outlet shall be labeled, "12 VDC". A Schottky diode medical isolator shall be provided to protect the 12 VDC outlet.	Y ___ N ___
-----		
<b>12VIF201</b>	OUTLET, 12VDC - ONE (1) FRONT WALL - CABINET One (1) 12 VDC power point outlet shall be installed in the patient compartment, in the front wall cabinet. The outlet shall be labeled, "12 VDC". A Schottky diode medical isolator shall be provided to protect the 12 VDC outlet.	Y ___ N ___
-----		
<b>30-12-0007</b>	RECEPTACLE SHORELINE INLET-SUPER 20 AMP, AUTO EJECT - RED COVER A Kussmaul super auto eject shoreline inlet receptacle with red cover shall be installed on the module exterior (forward street side) near the driver's door. The receptacle shall be equipped with an integral dynamic disconnect. The 125 VAC, heavy duty 20-amp circuit breaker shall have GFCI protection and shall be connected to the lighted 125 VAC patient compartment outlet(s). A mating connector shall be shipped loose with the	Y ___ N ___





completed ambulance.

- 
- 30-10-0094** SHORELINE INDICATOR LIGHT- ALLIED VCC GREEN MINI NEON - EXTERIOR MOUNTED Y\_\_\_N\_\_\_  
An Allied VCC green mini neon indicator light will be installed on the module and located near the shoreline inlet. The indicator shall illuminate when shoreline power is present at the inlet.
- 
- 30-10-0657** RADIO ANTENNA BASES - TWO (2) The coax cable(s) shall terminate in the Console. Y\_\_\_N\_\_\_  
Two (2) antenna bases with attached coax cables shall be installed on the module roof. The coax cables shall terminate in radio cabinet. If no radio cabinet is present, they will terminate behind the drivers seat in the cab. Access to the antenna bases shall be through adjacent module interior dome lights.
- 
- 30-10-0299** LIGHT, ATTENDANT CONTROL PANEL AREA - TECNIQ SILHO-X LED - WARM WHITE Y\_\_\_N\_\_\_  
A Tecniq Silho-X 2.75" round warm white LED light with SS trim ring, shall be mounted above the left wall forward action area counter. The light shall be operated through a button on the control screen labeled "Attendant Light"
- 30-10-0310** LIGHT, LED ELECTRICAL COMPARTMENT -PDQ Y\_\_\_N\_\_\_  
A 12 VDC LED light shall be located in the electrical compartment. The light shall be wired "battery-hot" to activate when the power distribution quarter's door is in the open position. The light shall be off when the door is in the closed position.
- 30-11-0155** LIGHTS, DELETE LIGHTS ON PANEL STREETSIDE - ANGLED Y\_\_\_N\_\_\_  
The lights on panel, streetside angled, shall not be installed if raised cabinets #1 & #2 streetside option is selected
- 
- 30-11-0156** LIGHTS, DELETE LIGHTS ON PANEL CURBSIDE ANGLED Y\_\_\_N\_\_\_  
Delete /omit the lights on the Curbside interior,angled panels.
- 
- 30-10-0418** LIGHTS, OSS COMPARTMENTS - RIDGEBACK LED STRIP LIGHTING Y\_\_\_N\_\_\_  
The outside storage compartments shall be equipped with Ridgeback 12V LED strip lighting which shall be located, one (1) strip each side of the door opening for a total of two (2) strips in each compartment and shall be activated by magnetic switches. (This does not include battery compartment, standard OSS compartments only).
- 
- 40-10-0191** LOCKS POWER - PASSAGE, 5 COMPARTMENTS, KEY FOBS Y\_\_\_N\_\_\_  
Power door locks shall be included on module passage doors and five (5) outside storage compartments. The locks shall be activated from the interior of the rear and the curbside doorway, as well as the OEM chassis cab door switches. A keyless entry system shall be installed. The system shall operate with the OEM key fobs to lock/unlock all cab doors, module passage doors, and outside storage compartment doors. NOTE: This does not include the battery bay door.
- 40-10-0151** SWITCH DOOR UNLOCK, WATERPROOF - HIDDEN IN FRONT GRILLE AREA Y\_\_\_N\_\_\_  
An exterior waterproof hidden door unlock switch shall be provided and installed in the front grille area.
- 
- 30-10-1014** PROGRAMMING - REAR WINDOW LEVEL LIGHTS, BRAKE OVERRIDE Y\_\_\_N\_\_\_  
Window level lights shall be tied into the brake circuit, and shall activate as low intensity brake lights when the brake pedal is depressed.
-



30-06-0201	RADIO TIE-IN POINT - (1) 12V/40 AMP - CAB CONSOLE AREA Install (1) set of 12 volt/40 amp radio tie-in studs in cab console: (1) battery hot, (1) ignition hot, (1) grounded stud. -----	Y___N___
30-06-0202	RADIO TIE-IN POINT - (1) 12V/40 AMP - PATIENT COMPARTMENT Install (1) set of 12 volt/40 amp radio tie-in studs in patient compartment: (1) battery hot, (1) ignition hot, (1) grounded stud. -----	Y___N___
30-06-0203	RADIO TIE-IN POINT - (1) 12V/250 AMP - PDQ Install (1) set of 12 volt/250 amp radio tie-in studs in the PDQ: (1) battery hot, (1) ignition hot, (1) grounded stud. -----	Y___N___

**Braun - Exterior Lighting**

Item Number	Name	
SR00167000	LIGHTS SIDE WARNING - 4 WHELEN M9V SUPER LED Four (4) Whelen M9V super LED warning lights with chrome flanges shall be installed, two (2) each module side, inboard of the side module warning lights. These lights shall operate from a switch on the master control console labeled "Flashers". -----	Y___N___
SR00167008	Emergency Light ProgramingEmergency light flash pattern programed to slow when placed in park. Programed button on vista to dim emergency lighting when parked. -----	Y___N___
30-06-0410	WARNING LIGHTS FLASH PATTERN SIGNAL ALERT 75 - MULTIPLEX ELECTRICAL SYSTEM The default flash pattern for the warning lights shall be Signal Alert 75. These warning lights will be operated from a single button labeled "flashers" via the Multiplex System on the master control console. -----	Y___N___
30-06-0420	GRILLE WARNING LIGHTS TO FLASH IN AN X-PATTERN The four (4) grill lights shall flash in an "X" pattern. -----	Y___N___
ClearLENS	CLEAR LENSES ON ALL WARNING LIGHTS All warning lights to have clear lenses -----	Y___N___
GWLIO0004	LIGHTS GRILLE - 4 WHELEN ION LED Four (4) Whelen ION series super LED warning lights, with waterproof connectors shall be installed the grille area of the chassis. The lights shall operate from a switch on the master control console labeled "Flashers". -----	Y___N___
GWLCLR1R	GRILLE WARNING LIGHT LOCATION 1 - RED The warning light located on the grille in location 1 shall be red. -----	Y___N___
GWLCLR2R	GRILLE WARNING LIGHT LOCATION 2 - RED The warning light located on the grille in location 2 shall be red. -----	Y___N___
GWLCLR3R	GRILLE WARNING LIGHT LOCATION 3 - RED The warning light located on the grille in location 3 shall be red. -----	Y___N___
GWLCLR4R	GRILLE WARNING LIGHT LOCATION 4 - RED The warning light located on the grille in location 4 shall be red. -----	Y___N___



<b>STRPTRN</b>	<b>STRAIGHT PATTERN WARNING LIGHTS</b> The front warning lights will be aligned in a straight pattern across the module. -----	Y ___ N ___
<b>30-25-0122</b>	<b>LIGHTS, ICC / LED CLEARANCE - ON MODULE FRONT - TECNIQ</b> The vehicle shall have five (5) amber Tecniq LED (S33-AA00-1) clearance / ICC lights on the front of the module near the roof line. -----	Y ___ N ___
<b>FWLM90007</b>	<b>LIGHTS FRONT MODULE - 7 WHELEN M9 SUPER LED</b> Seven (7) Whelen M9 Super LED warning lights with chrome flanges shall be installed on the module front. The lights shall operate from a switch on the master control console labeled "Flashers". -----	Y ___ N ___
<b>FWLCLR1R</b>	<b>FRONT WARNING LIGHT LOCATION 1 - RED</b> The warning light located on the upper front of the module in location 1 shall be red. -----	Y ___ N ___
<b>FWLCLR2R</b>	<b>FRONT WARNING LIGHT LOCATION 2 - RED</b> The warning light located on the upper front of the module in location 2 shall be red. -----	Y ___ N ___
<b>FWLCLR3R</b>	<b>FRONT WARNING LIGHT LOCATION 3 - RED</b> The warning light located on the upper front of the module in location 3 shall be red. -----	Y ___ N ___
<b>FWLCLR4W</b>	<b>FRONT WARNING LIGHT LOCATION 4 - WHITE</b> The warning light located on the upper front of the module in location 4 shall be white. -----	Y ___ N ___
<b>FWLCLR5R</b>	<b>FRONT WARNING LIGHT LOCATION 5 - RED</b> The warning light located on the upper front of the module in location 5 shall be red. -----	Y ___ N ___
<b>FWLCLR6R</b>	<b>FRONT WARNING LIGHT LOCATION 6 - RED</b> The warning light located on the upper front of the module in location 6 shall be red. -----	Y ___ N ___
<b>FWLCLR7R</b>	<b>FRONT WARNING LIGHT LOCATION 7 - RED</b> The warning light located on the upper front of the module in location 7 shall be red. -----	Y ___ N ___
<b>30-25-4503</b>	<b>LIGHTS, FRONT MODULE TURN SIG - WHELEN M6 LED ARROWS AMBER</b> One (1) pair of Whelen M6 LED amber turn arrows with chrome flanges shall be mounted on the front of the module under the warning lights. -----	Y ___ N ___
<b>30-25-4905</b>	<b>LIGHT, OPTICOM, INFRARED PRIORITY CONTROL SYSTEM - 794H</b> An Opticom Infrared system shall be installed on the module front utilizing the 794H LED Emitter. The control system provides positive guidance for emergency vehicles and sustains flow control for traffic engineering. -----	Y ___ N ___
<b>30-25-0123</b>	<b>LIGHTS, ICC / LED CLEARANCE - ON MODULE REAR - TECNIQ</b> The vehicle shall have five (5) red Tecniq LED (S33-RR00-1) clearance / ICC lights on the rear of the module near the roof line. -----	Y ___ N ___
<b>ROLM90002</b>	<b>LIGHTS REAR MODULE, UPPER OUTER - 2 WHELEN M9 LED</b> Two (2) Whelen M9 series super LED warning light with chrome bezels shall be installed on the upper rear of the module, in the outer location. The lights shall operate from a switch on the master control console, labeled "Flashers". -----	Y ___ N ___



<b>ROLCLR1R</b>	<b>REAR OUTER MODULE LIGHT LOCATION 1 - RED</b> The warning light located on upper rear of the module, in outer location 1 shall be red. -----	Y___N___
<b>ROLCLR2R</b>	<b>REAR OUTER MODULE LIGHT LOCATION 2 - RED</b> The warning light located on upper rear of the module, in outer location 2 shall be red. -----	Y___N___
<b>RCLM90001</b>	<b>LIGHTS REAR MODULE, UPPER CENTER - 1 WHELEN M9 LED</b> One (1) Whelen M9 super LED warning light with chrome bezels shall be installed on the upper rear of the module, center location. The lights shall operate from a switch on the master control console, labeled "Flashers". -----	Y___N___
<b>RCLCLR1A</b>	<b>REAR CENTER MODULE LIGHT LOCATION 1-AMBER</b> The warning light located on upper rear of the module in the center location shall be amber. -----	Y___N___
<b>RSM90002</b>	<b>LIGHTS REAR SCENE - 2 WHELEN M9 LED</b> Two (2) Whelen M9 super LED scene/load lights with chrome bezels shall be installed on the upper rear of the module. The lights shall operate from a switch on the master control console, labeled "Rear Scene Lights". -----	Y___N___
<b>WLM90002</b>	<b>LIGHTS REAR WINDOW - 2 WHELEN M9 SUPER LED</b> Two (2) Whelen M9 super LED warning lights with chrome flanges shall be installed on the rear of the module at window level, one (1) on each side. These lights shall operate from a switch on the master control console, labeled "Flashers". -----	Y___N___
<b>WLCLR1R</b>	<b>WINDOW LEVEL LIGHT LOCATION 1 - RED</b> The warning light located on rear of the module at window level, location 1 shall be red. -----	Y___N___
<b>WLCLR2R</b>	<b>WINDOW LEVEL LIGHT LOCATION 2 - RED</b> The warning light located on rear of the module at window level, location 2 shall be red. -----	Y___N___
<b>30-26-3010</b>	<b>LIGHTS, REAR TAIL - WHELEN M6 LED STOP, TURN, BACK-UP</b> One (1) pair each of Whelen M6 series LED stop/tail lights, turn lights, and back-up lights with chrome flanges shall be installed on the rear of the module. -----	Y___N___
<b>30-26-7002</b>	<b>LIGHT, LICENSE PLATE LED - WHELEN OACOEDCR</b> One (1) Whelen OACOEDCR LED license plate light with 45 deg angled chrome-plated bezel shall be installed on the rear of the module, lower left side. -----	Y___N___
<b>FILM7T0002</b>	<b>LIGHTS FRONT INTERSECTION - 2 WHELEN M7 LED W/15 DEGREE TILT HOUSING</b> Two (2) Whelen M7 super LED warning lights, with water-proof connectors, shall be mounted in 15 degree tilt housings on the front chassis fenders, one (1) on each side. The lights shall operate from a switch on the master control console labeled "Flashers".NOTE: When vehicle is placed in park, the override switch must be on for intersection light(s) to remain on. -----	Y___N___
<b>FILCLR1R</b>	<b>FRONT INTERSECTION LIGHT LOCATION 1 - RED</b> The warning light located on front of the chassis fender in location 1 shall be red. -----	Y___N___
<b>FILCLR2R</b>	<b>FRONT INTERSECTION LIGHT LOCATION 2 - RED</b> The warning light located on front of the chassis fender in location 2 shall be red. -----	Y___N___



<b>RILM70002</b>	LIGHTS INTERSECTION REAR - 2 WHELEN M7 LED Two (2) Whelen M7 super LED warning lights with, chrome flanges and water-proof connectors, shall be installed above the rear wheel wells, one (1) on each side. These lights shall operate from a switch on the master control console screen labeled "Flashers".NOTE: When vehicle is placed in park, the override switch must be on for intersection light(s) to remain on. -----	Y___N___
<b>RILCLR1R</b>	REAR INTERSECTION LIGHT LOCATION 1 - RED The warning light located on above the rear wheel well at location 1 shall be red. -----	Y___N___
<b>RILCLR2R</b>	REAR INTERSECTION LIGHT LOCATION 2 - RED The warning light located on above the rear wheel well at location 2 shall be red. -----	Y___N___
<b>30-27-1102</b>	LIGHTS, ICC / LED CLEARANCE - ON MODULE SIDE - TECNIQ The vehicle shall have two (2) red Tecniq LED (S33-RR00-1) marker lights: one (1) red on each side at the rear of the vehicle which will also flash with turn signal. -----	Y___N___
<b>SWLM90004</b>	LIGHTS SIDE WARNING - 4 WHELEN M9 SUPER LED Four (4) Whelen M9 super LED warning lights with chrome flanges shall be installed, two (2) on each side of module exterior. These lights shall operate from a switch on the master control console labeled "Flashers". -----	Y___N___
<b>SWLCLR1R</b>	SIDE WARNING LIGHT LOCATION 1 - RED The warning light located on side of the module, in outer location 1 shall be red. -----	Y___N___
<b>SWLCLR2R</b>	SIDE WARNING LIGHT LOCATION 2 - RED The warning light located on side of the module, in outer location 2 shall be red. -----	Y___N___
<b>SWLCLR3R</b>	SIDE WARNING LIGHT LOCATION 3 - RED The warning light located on side of the module, in outer location 3 shall be red. -----	Y___N___
<b>SWLCLR4R</b>	SIDE WARNING LIGHT LOCATION 4 - RED The warning light located on side of the module, in outer location 4 shall be red. -----	Y___N___
<b>30-27-4158</b>	LIGHTS, RUB RAIL - WHELEN LED STRIP - 4 EACH SIDE Whelen strip lights shall be installed on the rub rail. Four (4) LED's each side, two (2) red LED's and two (2) white LED's alternating in color (red-white-red-white) along the module side, for a total of eight (8) lights. The LED lights shall alternate flash with box warning lights. -----	Y___N___

**Braun - Module Body Construction**

**Item Number Name**

<b>39-00-0005</b>	AWS ALUMINUM CERTIFIED WELDERS AWS Aluminum Certified Welders shall construct the module.AWS certificates shall be required to be part of the completed bid packet. Bids without AWS certificates shall be considered non-compliant (no Exception). -----	Y___N___
<b>39-10-0003</b>	CONNECTIONS, MODULE The module shall be bolted to the chassis frame rail with (12) 5/8" -11 grade 8 bolts through OEM rubber insulating spacers installed on outriggers at twelve (12) separate locations (six each frame rail), providing noise insulation and easy removal for chassis replacement. The frame mounting bolts shall be properly torqued and secured with	Y___N___



locktite. The system used for fastening the module to the frame shall be that approved by the chassis manufacturer.

- |                   |   |             |
|-------------------|---|-------------|
| <b>40-00-0080</b> | <b>INSULATION - POLYURETHANE SPRAY FOAM</b><br>The entire underside of the module floor (except for mounting pads), the underside of the outside storage compartments, the wheel wells, and the underside of the curbside step area shall be completely insulated with sprayed on Class I urethane foam for thermal and acoustical insulation. The insulation shall comply with FMVSS #302 flame spread requirements. The underside of the body shall be properly prepared to ensure adhesion before the spray insulation is applied. | Y ___ N ___ |
|-------------------|---|-------------|
- |                   |   |             |
|-------------------|---|-------------|
| <b>40-00-0079</b> | <b>INSULATION - EXTERIOR PASSAGE AND OSS DOORS AND INTERIOR WALLS AND CEILING</b><br>The walls, ceiling, passage doors, and outside storage doors shall have foam for thermal and acoustical insulation. The insulation shall comply with FMVSS #302 flame spread requirements. | Y ___ N ___ |
|-------------------|---|-------------|
- |                   |  |             |
|-------------------|--|-------------|
| <b>39-00-0001</b> | <b>MODULE BODY CONSTRUCTION - SEAMLESS</b><br>The module shall be fabricated entirely of parts cut and formed from .125" (minimum) thickness 5052-H32 flat aluminum sheet stock, using CNC machines capable of .010" repeatability. This is the only alloy that may be used for body parts that are welded together. The roll-cage type interior super-structure, aluminum partition and module shall all be welded together into a single unit to give optimum strength for patient and attendant protection. The module roof shall be designed with a minimum 1.5" crown to facilitate water run-off. The floor, roof, sides, and all exterior doors shall be fabricated from .125" (minimum) thick flat aluminum sheet stock. The exterior joints between the roof and side components shall be continuous full seam welded the entire length of the module. All exterior body panel joints shall be continuous full seam welded. No VHB bonding tape or other adhesives shall be used in the construction of the ambulance module. | Y ___ N ___ |
|-------------------|--|-------------|
- |                   |  |             |
|-------------------|--|-------------|
| <b>39-00-0002</b> | <b>SOLE SOURCE MODULE BODY CONSTRUCTION</b><br>It is required that the manufacturer of this vehicle have the ability to manufacture a completed ambulance, with the exception of the chassis, within their own manufacturing facility. The module body must be designed by the manufacturer and shall not be the design of a subcontractor or any company other than the manufacturer. | Y ___ N ___ |
|-------------------|--|-------------|

**Braun - Module Features / Exterior**

Item Number	Name	Y ___ N ___
<b>SR00167003</b>	OSS # 1IATS a fixed shelf shall be above the O2, sealed against the door. The door shall be vented above the shelf. Wrap cabinet above the shelf with sound deadening material. The inverter, air horn compressor, and suction pump shall be installed above shelf.	Y ___ N ___
<b>SR00167009</b>	Black out package: The following items are to be black-Light bezels-Rub rails-Kick plate and bumper-Rock Guards-Module door handles-Drip rail-License plate light cover-Vent cover-Door Grabbers-Fuel fill housing	Y ___ N ___
<b>SR00168203</b>	Streetside OSS# 3 will have a tapping plate installed on the upper rear wall for the installation of 2 SCBA brackets, one additional shelf	Y ___ N ___



<b>40-00-0009</b>	<b>ALUMINUM PARTS - MODULE EXTERIOR</b> All unpainted exterior aluminum parts shall be bright dip anodized after fabrication to retain the finish and increase corrosion resistance.	Y ___ N ___
-----		
<b>40-00-0010</b>	<b>CORROSION MINIMIZATION - MODULE</b> All module contact with dissimilar metals shall be minimized with the use of nylon screw-hole inserts to provide hinge to door isolation with the module body, polypropylene strip hinge isolation, polyethylene backed rubber tape, ceramic coated stainless steel hinge bolts, and corrosion inhibitor spray.	Y ___ N ___
-----		
<b>40-00-0020</b>	<b>DOOR CONSTRUCTION - GASKET PLACEMENT</b> All exterior hinged module doors shall be constructed in an inverted pan-formed design. The pan shall be constructed from .125" thick 5052-H32 flat sheet aluminum. The exterior door skin shall be constructed of .190" thick aluminum and welded to the pan. Door gaskets shall be attached to the interior side of the door skin on the top, bottom and outer edge of the door. The gasket on the hinge side of the door will be attached to the door frame.	Y ___ N ___
-----		
<b>40-00-0060</b>	<b>EXTERIOR COMPARTMENTS - SWEEP-OUT</b> Exterior module compartments shall be of a sweep-out design to aid in facilitation of the purchaser's routine care and cleaning of the vehicle. All exterior compartment floors, with the exception of the front ALS compartment shall be constructed to be flush with the bottom door frame.	Y ___ N ___
-----		
<b>40-00-0030</b>	<b>EXTERIOR COMPARTMENTS DESIGN</b> All exterior compartments shall be vented and include these features: <ul style="list-style-type: none"> <li>• Sound absorbing slip resistant polyurethane material shall be sprayed on the inside of all compartments and compartment shelving, slide out trays and closeouts.</li> <li>• Baffled seep holes shall be provided to prevent water from splashing or seeping into the exterior compartments.</li> <li>• Full-length, two-way adjustable, stainless steel hinges on all exterior compartment doors with 3/16" stainless steel hinge pins.</li> <li>• Compartment doors shall be installed, flush with the module body.</li> <li>• When double doors are provided, each door shall have an exterior handle, but only the forward door shall be lockable. (rearward door is secured when forward door is locked). All exterior compartments and passage doors shall be keyed alike.</li> <li>• Lockable, Eberhard "free-floating" type chrome plated handles with rotary locks. A gasket shall be installed under each handle to protect the paint.</li> <li>• Drip rails shall be installed above all exterior compartment doors.</li> </ul>	Y ___ N ___
-----		
<b>40-00-0050</b>	<b>EXTERIOR COMPARTMENTS, VENTING</b> A minimum of nine (9) square inches of venting shall be provided inside the #1, #2, #3, & #4 exterior storage compartments to provide for easier closure of the compartment doors.	Y ___ N ___





- 40-00-0055 EXTERIOR COMPARTMENTS, VENTING - OXYGEN STORAGE Y \_\_\_ N \_\_\_  
 A minimum of nine (9) square inches of venting shall be provided in the exterior oxygen storage compartment, to dissipate any leaking oxygen gas.  
 -----
- 40-00-0070 HANDLES, EBERHARD - CHROME FREE FLOATING TYPE Y \_\_\_ N \_\_\_  
 Eberhard #EMC-1-2110 chrome "free-floating" handles shall be installed on each exterior module door. The handles shall be large enough to accommodate a gloved hand.  
 -----
- 40-10-0072 LOWERED MODULE SIDES Y \_\_\_ N \_\_\_  
 Module sides to be as low as possible and still comply with KKK-1822-F ramp break over angle. Lowered sides will allow easier entry into the module as well as increased compartment storage.  
 -----
- 40-10-0321 STEPWELL, CURBSIDE DOORWAY - MID STEP AREA Y \_\_\_ N \_\_\_  
 An aluminum diamond plate step well and mid-level step shall be installed in the curbside doorway threshold area.  
 -----
- 40-00-0091 THRESHOLD, STAINLESS STEEL - ALL OSS STORAGE COMPARTMENTS Y \_\_\_ N \_\_\_  
 Each exterior storage compartment with a hinged door shall have a stainless steel lower threshold at the door opening to protect the paint as equipment is installed and removed from the compartment.  
 -----
- 40-10-0340 STONE GUARDS, MOD FRNT -ANODIZED DIAMOND PLATE Y \_\_\_ N \_\_\_  
 An anodized aluminum diamond plate stone guards shall be installed, on module front, (1) each side.  
 -----
- 40-10-0030 DOCK BUMPERS, REAR Y \_\_\_ N \_\_\_  
 Formed hard rubber dock bumpers shall be attached to the rear bumper.  
 -----
- 40-10-0066 DOOR SLIDING - MODULE CURBSIDE PASSAGE Y \_\_\_ N \_\_\_  
 The module body shall include a sliding side entry door to access the curbside of the patient compartment. The door shall slide out and towards the rear of the module body. The door design must meet FMVSS 206 for sliding doors and shall have been cycle tested in excess of 100,000 cycles. The door shall not extend out more than 5 1/4" from the module when in the open position and shall be flush in the closed position. The door shall operate on a total of nine (9) casters and three (3) tracks for ease of operation. The door shall be held closed with two (2) rotary latches and two (2) locking tabs. The door must have a system to prevent the door from self-closing, when unit is parked on an incline. A measured force of ten (10) pounds maximum shall be required to release the door from the open to closed position. A chrome locking handle shall be installed on the exterior of the door. The door shall be lockable from the inside and outside and shall shut on molded air-core, automotive type door seals to prevent any water from leaking into the vehicle interior. A drip rail shall be installed above the door.

**Documentation required:**

The bidder must submit with this bid proposal a listing of not less than 500 ambulances produced with curbside sliding doors in the past five years. The listing is to include a production order number, the purchaser's agency name, and date the ambulance equipped with the curbside sliding door was delivered.





- Failure to provide the required documentation shall be considered as non-responsive.
- 40-10-0088** DOORS - REAR PASSAGE Y \_\_\_ N \_\_\_  
 There shall be a 47.50" wide x 59" high rear door opening in the patient compartment. The doors shall be flush without a protruding flange or lip. The right rear passage door shall have a lockable, chrome exterior handle. The left rear door shall have a non-locking, chrome exterior handle. All handles shall be installed with a gasket to protect the paint. The hinge shall be full length stainless steel with a 3/16" stainless steel hinge pin and shall be two-way adjustable. Each rear door shall have a two-point slam action automotive type rotary latching system to the body. The right rear door shall lock to the body at the top and bottom, not to the left rear door. The doors shall have .213" steel door latch activator rods with clevis adjusters. The doors shall be lockable from the inside and outside. All doors shall shut on molded, air-core, automotive type door seals to prevent any water from leaking into the vehicle interior.
- 
- 40-10-0130** EMERGENCY RELEASE LEVER, REAR PATIENT PASSAGE DOORS Y \_\_\_ N \_\_\_  
 An emergency release lever shall be attached to each rear passage door latch and be free-floating from the interior door linkages. These levers shall provide a means of actuating the latches from the patient compartment without the use of the interior door handles.
- 40-10-0505** WINDOWS, PASSAGE DOOR - (CURB SLIDING, REAR FIXED) Y \_\_\_ N \_\_\_  
 The curbside passage door shall have a 16" x 23" openable (sliding) window with removable screen. Each rear passage door shall have a 19" x 18" non-openable window to assure maximum vision to the rear. The windows shall have a 69% dark tint and shall be secured with black oxide coated fasteners. No warning lights shall be blocked from view when the curbside or rear doors are open.
- 40-10-0104** FENDERETTES - RUBBER Y \_\_\_ N \_\_\_  
 Black rubber fenderettes shall be installed around the rear wheel well openings.
- 
- 40-10-0119** HOLD-OPEN - REAR DOORS - GRABBERS Y \_\_\_ N \_\_\_  
 Door grabbers (1 pair) with hard rubber inserts shall be installed on the rear doors, permitting a door hold open position of 130 degrees.
- 
- 40-10-0360** KICKPLATE/THRESHOLD, REAR DOORWAY - ANODIZED DIAMOND PLATE Y \_\_\_ N \_\_\_  
 An anodized aluminum diamond plate kick plate shall be installed at the rear exterior doorway, providing a kick / scuff plate at the rear of the vehicle above the rear step.
- 
- 40-10-0204** MUD FLAPS, REAR - BLACK RUBBER FIBERGLASS REINFORCED - THREE COLOR Y \_\_\_ N \_\_\_  
 Black rubber, fiberglass reinforced mud flaps with a minimum 1/4" thickness shall be bolted to the underside of the module behind the rear wheels. The width and length of the flaps shall provide adequate coverage of the rear dual wheels of the chassis. The mud flaps shall be three color with the Manufacturers Logo.
- 
- 40-10-0266** REAR STEP/BUMPER -FLIP-UP CENTER SECTION - STAR PUNCHED AND ANODIZED Y \_\_\_ N \_\_\_  
 The rear bumper shall be affixed to the chassis frame. The bumper shall be constructed with a hinged center section with a flip up center step. Two (2) steel braces shall secure the step to the chassis frame. The outer 17" on each end of the bumper shall be constructed from heavy gauge stamped polished stainless steel bumper parts and shall provide smooth rounded corners. The step shall be constructed of star punched .125" thick aluminum diamond plate. Two (2) rear LED step illumination lights shall be provided. All diamond plate surfaces shall be anodized. Rear step installation shall comply with AMD standard 018. A strip of black PVC shall be installed on the face of the



step to protect the patient cots during loading.

<b>40-10-0381</b>	TOW HOOKS, MODULE REAR Two (2) tow hooks shall be provided in the rear step area and shall be securely fastened to the rear step braces.	Y___N___
<b>40-10-0283</b>	RUB RAILS, ANODIZED ALUMINUM, "C" CHANNEL anodized aluminum "C" channel rub rails shall be installed on the lower sides of the body below the outside compartment sill areas. The rub rails shall be offset 3/16" from the body to facilitate wash down of road debris.	Y___N___
<b>40-00-0019</b>	DOOR SKINS, OUTSIDE STORAGE COMPARTMENTS - DIAMOND PLATE INTERIOR SKINS The interior door skins for all outside storage compartments shall be constructed of .063" thick aluminum diamond plate.	Y___N___
<b>OS1XL1STD</b>	OSS #1 - STREETSIDE FORWARD There shall be an outside storage compartment OSS #1, (streetside forward) with a hinged door held open by a spring-loaded gas cylinder. A locking handle shall be installed on the exterior of the door.	Y___N___
<b>OS1XL1OP4</b>	OSS #1 - OXYGEN STORAGE There shall be an outside storage compartment OSS #1, (streetside forward) for housing an O2 cylinder.	Y___N___
<b>OS102WELD</b>	OSS #1 - OXYGEN STORAGE BRACKET WELDED IN FOR H or M CYLINDER An oxygen storage bracket shall be welded in OSS #1 for retention of "H" or "M" oxygen cylinders. The compartment shall also contain a spring-loaded, hinged acrylic door shall be provided to allow access from inside the patient compartment to the oxygen cylinder valve. Restraining devices shall meet AMD standard 003, oxygen tank retention system requirements. A cylinder changing wrench shall be provided and secured inside the oxygen compartment. A nine (9) square inch minimum vent shall be provided in the oxygen compartment to dissipate any leaking oxygen gas. The oxygen cylinder shall be provided by the purchaser.	Y___N___
<b>OS2XL1STD</b>	OSS #2 - STREETSIDE CENTER There shall be an outside storage compartment OSS #2 (streetside center) with hinged double doors held open by spring-loaded gas cylinders. An exterior handle shall be installed on each door, with the locking handle being installed on the forward door.	Y___N___
<b>OS2XL1OP1</b>	OSS #2 - (1) ADJUSTABLE SHELF There shall be an outside storage compartment OSS #2, (streetside center). The compartment shall contain one (1) adjustable shelf.	Y___N___
<b>OS2SHELF1</b>	OSS #2 - SHELF ONE (1) ADJUSTABLE WITH TRACK Outside storage compartment #2 shall contain one (1) adjustable shelf with track.	Y___N___
<b>OS3XL1STD</b>	OSS #3 - STREETSIDE REAR - TALL DOOR There shall be an outside storage compartment OSS #3 (streetside rear) with a hinged door held open by a spring-loaded gas cylinder. A locking handle shall be installed on the exterior of the door.	Y___N___



<b>40-09-0174</b>	ZICO SCBA HOLDERS KD-UH-6-SF TWO (2) Two (2) Zico SCBA holders KD-UH-6-SF (#23891) shall be provided and installed in a fixed location.	Y___N___
<b>OS3XL1OP7</b>	OSS #3 - SHALLOW UPPER SECTION WITH (1) FULL DEPTH ADJUSTABLE SHELF There shall be an outside storage compartment OSS #3, (streetside rear) with one (1) lower section full depth adjustable shelf, and the upper section of the compartment shall be of shallow depth.	Y___N___
<b>OS3SHELF1</b>	OSS #3 - SHELF ONE (1) ADJUSTABLE WITH TRACK Outside storage compartment #3 shall contain one (1) adjustable shelf with track.	Y___N___
<b>OS4XL1STD</b>	OSS #4 - CURBSIDE REAR There shall be an outside storage compartment OSS #4 (curbside rear) with a hinged door held open by a spring-loaded gas cylinder. A locking handle shall be installed on the exterior of the door.	Y___N___
<b>OS4XL1OP4</b>	OSS #4 - BACKBOARD AND (2) ADJUSTABLE SHELVES WITH INSIDE/OUTSIDE ACCESS AND FIXED DIVIDER There shall be an outside storage compartment OSS #4, (curbside rear) which shall contain one (1) fixed vertical divider to provide backboard/scoop stretcher storage on one side and will provide inside/outside storage access and contain two (2) adjustable shelves.	Y___N___
<b>OS4BB</b>	OSS #4 - BACKBOARD - SCOOP STRETCHER STORAGE Compartment OSS #4 shall provide storage for backboard and a scoop stretcher, with a one (1) inch adjustable strap with black plastic buckle.	Y___N___
<b>OS4DIV1</b>	OSS #4 - FIXED DIVIDER One (1), fixed divider with sprayed on polyurethane material shall be provided and installed in outside storage compartment #4 per dwg. #4.	Y___N___
<b>OS4SHELF2</b>	OSS #4 - SHELVES TWO (2) ADJUSTABLE WITH TRACK There shall be two (2) adjustable shelves with track in outside storage compartment #4.	Y___N___
<b>OS5XL1STD</b>	OSS #5 - CURBSIDE FORWARD There shall be an outside storage compartment OSS #5 (curbside forward) with a hinged door held open by a spring-loaded gas cylinder. A locking handle shall be installed on the exterior of the door.	Y___N___
<b>OS5XL1OP1</b>	OSS #5 - INSIDE/OUTSIDE ACCESS TO THE ALS CABINET - #5B OPEN STORAGE AREA There shall be an outside storage compartment OSS #5, (curbside forward). This compartment shall have inside/outside access to the ALS cabinet. A lower area (#5B) shall serve as additional miscellaneous storage.	Y___N___

### **Braun - Module Interior / Patient Compartment**

<b>Item Number</b>	<b>Name</b>	
<b>SR00167002</b>	Ceiling Grab Handle/IATS add a 2nd stainless 96" grab bar above bench seat	Y___N___



<b>SR00167005</b>	COMBINATION LOCK - SYMPLEX PUSH BUTTON Install a Symplex combination lock on the cabinet specified: Upper front wall #1	Y___N___
-----		
<b>SR00167293</b>	Streetside action area Shall include a drawer that opens to CPR seat locking stainless steel flush pull latch	Y___N___
-----		
<b>SR00167294</b>	Street side drawer 5 IATS Add 4 adjustable dividers front to back.	Y___N___
-----		
<b>SR00168202</b>	Streetside interior cabinet #1 a top hinged poly door with gas shock and a center squeeze latch, one adjustable shelf	Y___N___
-----		
<b>SR00170831</b>	CABINET WITH DRAWERS, FOOT END OF BENCH Curbside Cabinet at Foot Install a cabinet area at the end of the squad bench with two (2) drawers installed per drawing, locking stainless steel flush pull latches, 3 front to back dividers in each drawer . Install a cabinet above the drawers, two (2) hinged polycarbonate door with full length handles, one (1) adjustable shelf, stainless steel squeeze latches.	Y___N___
-----		
<b>50-51-1001</b>	CABINET CONSTRUCTION - INTERIOR - ALUMINUM All interior cabinets shall be constructed of .090" thick welded aluminum. Wood products shall not be used in the construction of any interior cabinet. All cabinet exteriors, interiors, drawer fronts, drawer interiors, and aluminum doors shall be sealed with a washable sprayed-on multi-use polychromatic coating.	Y___N___
-----		
<b>50-60-0220</b>	EMBLEMS / SIGNS - REAR PATIENT COMPARTMENT Two (2) "No Smoking / Oxygen Equipped / Fasten Seat Belts" signs shall be provided. One (1) sign shall be installed in the cab and one (1) above the oxygen outlets in the patient compartment street side cabinet.	Y___N___
-----		
<b>50-60-0300</b>	FLOOR CONSTRUCTION- PATIENT COMPARTMENT, NON-WOOD COMPOSITE The sub-floor in the patient compartment shall be constructed of .125" thick aluminum over .125" and .190" thick reinforcing hat sections and mounting laterals. The aluminum sub-floor shall be covered with a 3/4" non-wood composite material. All corner molding, edging and trim shall be anodized aluminum or stainless steel and shall be sealed to prevent fluids from seeping under the cabinets. Wood floors are not satisfactory and shall not be accepted by the purchaser.	Y___N___
-----		
<b>50-60-0301</b>	FLOORING - COVE The patient compartment floor radius shall be coved with pre-formed floor coving material. The coving shall be installed behind the vinyl floor covering, along both the street side and curbside walls.	Y___N___
-----		
<b>50-60-0391</b>	HEADLINER - REAR PATIENT COMPARTMENT The headliner in the patient compartment shall be one-piece, seamless, .090 thick aluminum finished with sprayed-on multi-use polychromatic coating.	Y___N___
-----		



- 50-51-1013** HOLD OPENS FOR INTERIOR DOORS Y \_\_\_ N \_\_\_  
 All interior cabinets with doors less than 6" tall shall have friction hinges as hold opens for door(s). Doors 6" and taller shall be designed using gas shocks as hold opens for the door(s).  
 -----
- 50-60-0660** PADDED EDGING PROTECTION Y \_\_\_ N \_\_\_  
 Padded corner edging shall be installed where necessary on exposed corners and edges in the patient compartment for patient and attendant protection.  
 -----
- 50-00-0202** ROUNDED INTERIOR CORNERS Y \_\_\_ N \_\_\_  
 Interior vertical edges shall have rounded/padded corners in the following locations: forward and aft edges of the CPR seat (if provided), the wall at the aft end of the squad bench, and the partition opening cabinet edges, along with the upper front wall cabinet (if provided).  
 -----
- 50-51-1011** RECESSED ADJUSTABLE SHELF TRACK - CABINETS Y \_\_\_ N \_\_\_  
 Unistrut 13/16" x 13/32", 19-gauge channel shall be installed in the interior cabinets that contain adjustable shelves. The track shall be welded in and recessed to reduce the number of fasteners and provide a cleaner look.  
 -----
- 50-51-5001** UPHOLSTERY - PATRIOT PLUS CHARCOAL #8605 Y \_\_\_ N \_\_\_  
 All cushions, head pads and seats shall be covered with Spradling International Patriot Plus Charcoal #8605 expanded vinyl upholstery material. The vinyl and all foam cushion material shall comply with FMVSS #302 flame spread requirements.  
 -----
- 50-60-0661** INTERIOR MODULE PADS Y \_\_\_ N \_\_\_  
 Vinyl upholstered, foam cushioned head/back pads shall be installed as follows: the lower edge of the upper front wall cabinet (above the partition doorway or window), above the rear doors, above the side door, and on the street side wall behind and on each side of the CPR seat. The pads shall be covered with a flame-retardant color coordinated vinyl upholstery material.  
 -----
- 50-51-6003** LONPLATE II, NON-SLIP EMBOSSED SM. GRID - GUNMETAL #424 Y \_\_\_ N \_\_\_  
 The floor in the patient compartment shall be covered with Lonseal brand "Lonplate II" non-slip; small grid (embossed) Gunmetal #424, resilient sheet vinyl flooring material, which shall be covered 3-inches up the wall on the street side, and to the top of the squad bench base on the curbside. The flooring material shall be stripped and waxed before delivery.  
 -----
- 50-51-2002** CABINET DOORS - CLEAR POLYCARBONATE Y \_\_\_ N \_\_\_  
 All cabinet doors shall be clear polycarbonate material. The sliding cabinet doors shall be installed in aluminum track lined with PPL inserts to eliminate rattles and prevent the doors from opening during transit. An edge mounted aluminum handle shall be installed on each sliding cabinet door.  
 -----
- 50-51-3001** CABINETS/ WALLS - POLYCHROMATIC COATING - MARBLE STONE Y \_\_\_ N \_\_\_  
 All exposed side walls, the partition wall (on the patient compartment side only), the headliner, along with the cabinet and drawer fronts, aluminum doors, cabinet and drawer interiors shall be covered with a washable Marble Stone sprayed-on multi-use polychromatic coating, to create a laminate-free interior.  
 -----



<b>IS-CNT-ACR</b>	<p>COUNTER TOP, SOLID ACRYLIC</p> <p>A solid acrylic countertop shall be installed in the primary action area. The countertop shall have a 1/2" lip.</p> <p>-----</p>	Y ___ N ___
<b>50-51-4033</b>	<p>COUNTERTOP - SOLID ACRYLIC - RAVEN BOULDER (GRAY/BLACK)</p> <p>A solid acrylic counter top, Raven Boulder (#810) with a 1/2" lip shall be installed to prevent equipment from sliding off.</p>	Y ___ N ___
<b>50-01-0408</b>	<p>LATCHES, CABINET, CN10 COMPLIANT AS APPLICABLE - INCLUDING RADIO CABINET</p> <p>The ACP (attendant control panel) door, the PDQ (power distribution quarters) door, and the radio cabinet door shall be secured with chrome locking lever latches. All remaining interior hinged cabinet doors shall be secured with center squeeze latches. All interior drawers shall be secured with locking flush pull latches. Cabinet(s) shall be KKK-A-1822F Change Notice 10 compliant and conform to all applicable SAE J3058 requirements.</p> <p>-----</p>	Y ___ N ___
<b>50-10-0229</b>	<p>LEFT WALL - ATTENDANT CONTROL PANEL - WITH FLAT AREA</p> <p>A control screen shall be mounted on a hinged access panel and secured with two (2) latches. The panel will be located to the immediate right of the attendant's seat. The forward portion of the panel will contain a flat area that may be used for future radio mounting, etc.</p> <p>-----</p>	Y ___ N ___
<b>IS2XL1OP2</b>	<p>CABINET - RESTOCKNG FRAME WITH SLIDING POLYCARBONATE DOORS AND (1) ADJ. SHELF EACH SIDE OF CENTER DIVIDER</p> <p>The left wall, upper interior cabinet (#2), above the attendant control panel shall be enclosed by one (1) set of sliding polycarbonate doors attached to a flip-up restocking frame with gas filled hold-open shocks. The doors shall have full length handles with the outer most sliding door to have handles on both ends. The cabinet shall contain a center divider with one (1) adjustable shelf, each side.</p> <p>-----</p>	Y ___ N ___
<b>IS3XL1OP2</b>	<p>CABINET - SLIDING POLYCARBONATE DOORS WITH (2) ADJ. SHELVES, SHALLOW DEPTH STORAGE RECESSED INTO OSS #3</p> <p>The left wall rear interior cabinet (#3) shall be enclosed by one (1) set of sliding polycarbonate doors attached to a fixed frame. The doors shall have full length handles with the outer most sliding door to have handles on both ends. The cabinet shall contain two (2) adjustable shelves, and provide shallow depth storage.</p> <p>-----</p>	Y ___ N ___
<b>IS5XL1OP3</b>	<p>PULL-OUT DRAWER WITH HINGED ACRYLIC WRITING SURFACE AND LOCKING STAINLESS STEEL FLUSH PULL LATCH</p> <p>The left lower wall shall have drawer (#5), aisle facing, installed in the primary action area, under the attendant control panel. The drawer shall have a hinged acrylic writing surface and a locking stainless steel flush pull latch.</p> <p>-----</p>	Y ___ N ___
<b>ISRAISED</b>	<p>RAISE STREETSIDE CABINETS, DELETE ANGLED LIGHTS</p> <p>-----</p>	Y ___ N ___
<b>IS6XL1OP1</b>	<p>CABINET - HINGED POLYCARBONATE DOOR WITH LATCH AND GAS SHOCK HOLD-OPEN</p> <p>The left wall, upper interior cabinet (#6) shall be enclosed by one (1) flip up polycarbonate door with gas filled hold-open shocks, and latch.</p> <p>-----</p>	Y ___ N ___
<b>50-60-0017</b>	<p>ASPIRATOR / SUCTION - SSCOR - WITH ELECTRIC PUMP - COUNTER</p> <p>An SSCOR suction system with a 12 VDC electric vacuum pump shall be installed on the action wall counter near the attendant's seat. The 12 VDC electric vacuum pump to be installed in an exterior compartment per the location on the drawing. The system shall</p>	Y ___ N ___





be activated by a switch on the attendant control panel. The SSCOR vacuum pump exhaust shall be vented to the exterior of the vehicle.

<b>50-50-0547</b>	<b>SQUAD BENCH LID, PADDED, NO SHARPS /TRASH ACCESS</b> The squad bench lid shall be one-piece, liftable, on a full length continuous hinge. The lid area shall have a padded cushion covered with color coordinated vinyl upholstery material. The squad bench cushion upholstery shall be sewn with seams only at the vertical corners to minimize entrapment of fluids. An automatic latching fastener shall be installed to secure the squad bench lid in the closed position.	Y ___ N ___
<b>IC2XL1OP27</b>	<b>CABINET AT HEAD OF BENCH WITH SHARPS/WASTE DRAWER AND (2) DRAWERS TOWARDS THE BENCH.</b> The Curbside wall shall have a squad bench which will include storage, a lid with hold opens, an aisle facing sharps and trash drawer, and a cabinet at the head of the bench with two (2) bench facing drawers.	Y ___ N ___
<b>IC2XL3C3</b>	<b>CABINET AT HEAD OF SQUAD BENCH - TWO (2) DRAWERS FACING BENCH</b> A cabinet shall be located at the head of the squad bench. It shall contain two (2) bench facing drawers with locking stainless steel flush pull latches.	Y ___ N ___
<b>IC-CNT-ACR</b>	<b>COUNTER TOP, CURBSIDE - SOLID ACRYLIC</b> A solid acrylic countertop shall be installed on the cabinet at the head of the curbside seating area. The countertop shall have a 1/2" lip.	Y ___ N ___
<b>50-61-0035</b>	<b>ASSIST HANDLE - FACE OF SQUAD BENCH CABINET - 12" STAINLESS STEEL</b> One (1) stainless steel assist handle (12") long shall be provided and installed on the cabinet at the head of the squad bench.	Y ___ N ___
<b>IC3XL1C2</b>	<b>CABINETS - RIGHT WALL, UPPER #3- HINGED FLIP UP DOORS</b> The curb side interior wall cabinet #3 shall be overhead and separated into two (2) cabinet sections. Each section shall be enclosed by one (1) flip up, hinged polycarbonate door with a latch.	Y ___ N ___
<b>IC3XL1OP2</b>	<b>OVERHEAD CABINETS WITH HINGED POLYCARBONATE DOORS, GAS SHOCK HOLD-OPENS, AND LATCHES.</b> The curb side interior wall cabinet #3 shall be overhead and separated into two (2) cabinet sections. Each section shall be enclosed by one (1) flip up, hinged polycarbonate door with a latch and gas shock hold-opens.	Y ___ N ___
<b>50-50-0541</b>	<b>HOLD OPENS - SQUAD BENCH LID - GAS CYLINDERS</b> Gas cylinders hold-open(s) shall be provided and installed to hold the cushioned lid in the open and closed position.	Y ___ N ___
<b>50-60-0718</b>	<b>SQUAD BENCH FACE - VINYL FLOORING MATERIAL</b> The face of the squad bench shall be covered with vinyl flooring material.	Y ___ N ___
<b>SQ-BN-CUST</b>	<b>SQUAD BENCH BASE W/STORAGE</b>	Y ___ N ___
<b>IF3PDQUP</b>	<b>CABINET - PDQ MOVED UPWARD UP (due to added storage below)</b> The location of the Power Distribution Quarters (PDQ), which holds electrical components, (i.e., power distribution nodes, circuit breakers, etc.), shall be moved	Y ___ N ___



upward on the front wall due to added storage below.

<b>50-60-0001</b>	<b>AIR PURIFICATION SYSTEM, ULTRAVIOLET</b> An Ultraviolet Air Purification system shall be provided and installed within the heater/air conditioner. The short-wave ultraviolet radiation (UV-C) kills airborne bacteria, viruses, mold and other microorganisms.	Y___N___
<b>IF1XL1C7</b>	<b>CABINET - FRONT WALL, UPPER #1 - HINGED ALUMINUM DOOR</b> The front wall interior cabinet #1 shall have a flip up, hinged aluminum door with gas shock hold-open(s) and a latch. The cabinet shall contain one (1) adjustable shelf.	Y___N___
<b>IF1XL1OP7</b>	<b>CABINET WITH HINGED ALUMINUM DOOR WITH LATCH WITH (1) ADJUSTABLE SHELF</b> A cabinet with a hinged aluminum door with gas shock hold-open(s), shall be installed in the upper front wall.	Y___N___
<b>IF2XL1OP9</b>	<b>CABINET - SINGLE CABINET WITH ROM LOCKING ROLL-UP DOOR, (3) ADJ. SHELVES</b> The front wall, lower interior cabinet (#2) shall be a single section with a ROM locking, roll up door. The cabinet shall have three (3) adjustable shelves.	Y___N___
<b>IF3XL1OP4</b>	<b>CABINET - PULL-OUT (3) "D" BOTTLE STORAGE TOWARD THE PASS-THROUGH PDQ ABOVE</b> The Power Distribution Quarters (PDQ) compartment and a pass through facing pull out O2 storage compartment (for 3 "D" bottles) below the PDQ, shall be located in front wall, left.	Y___N___
<b>IF3XL1PULP</b>	<b>CABINET - FRONT WALL, LOWER BELOW PDQ W/SLIDE-OUT STORAGE (toward pass through) FOR (3) O2 BOTTLES</b> A slide out storage compartment, with a chrome locking lever latch, for three (3) size D O2 bottles shall be located below the PDQ and shall pull out towards the pass through.	Y___N___
<b>IF4XL1OP1</b>	<b>PASS-THROUGH WINDOW OPEN TO THE CAB</b> A window opening, serving as a pass-through from cab to module, shall be located on module front wall.	Y___N___
<b>50-20-0507</b>	<b>PASS THROUGH - CAB TO MODULE, WINDOW OPENING</b> A window opening shall be provided in the rear of the cab to accommodate pass-through communications to the patient compartment. A bellows shall be provided to connect the cab to the module.	Y___N___
<b>50-20-0508</b>	<b>PASS THROUGH - CAB TO MODULE, LOCKABLE SLIDING WINDOW</b> A lockable sliding window shall be installed in the cab over the pass thru opening to the module.	Y___N___
<b>50-50-0118</b>	<b>SEATING - ATTENDANT - USSC VALOR R - BACK INTEGRAL CHILD, SWIVEL SEAT CN8 COMPLIANT</b> A USSC Valor rear facing, R-back attendant seat with an integrated child seat shall be installed at the head of the patient cot. The attendant seat shall be a two (2) position swivel seat mounted on a pedestal base with a heavy-duty seat frame for an ABTS (All Belts To Seat) application with four (4) point / four (4) retractors single click internal mount belt system. The seat shall be 20" wide with discontinuous recline and a 6" horizontal" slide for fore and aft adjustment(s). The seat shall be KKK-A-1822F Change Notice 8 compliant and conform to all applicable FMVSS and SAE J3026 requirements.	Y___N___





Documentation from a certified independent testing facility shall be required stating the seat has passed SAE J3026 requirements and tested in accordance with SAE J2917, Occupant Restraint and Equipment Mounting Integrity – Frontal Impact System-Level Ambulance Patient Compartment and SAE J2956, Occupant Restraint and Equipment Mounting Integrity – Side Impact System-Level Ambulance Patient Compartment. The seat shall be padded and covered with sewn color matching vinyl upholstery.

**50-50-0122** SEATING - ATTENDANT - SIDE MOUNT POSITION Y \_\_\_ N \_\_\_  
 The attendant seat shall be in a side mount position.

**50-01-0001** CUSTOM CPR SEAT WIDTH Y \_\_\_ N \_\_\_  
 CPR width - the standard width of the CPR seat is to be adjusted per drawing #5.

**CPROP4** SEATING - CPR - EVS WITH BACKPACK HARNESS Y \_\_\_ N \_\_\_  
 A CPR seat shall be installed on the street side of the patient compartment aft of the primary action area counter. The CPR seat shall be KKK-A-1822F Change Notice 8 compliant with the Backpack style shoulder / seat belt system and conform to all applicable FMVSS and SAE J3026 requirements. Documentation from a certified independent testing facility shall be required stating the seat has passed SAE J3026 requirements and tested in accordance with SAE J2917, Occupant Restraint and Equipment Mounting Integrity – Frontal Impact System-Level Ambulance Patient Compartment and SAE J2956, Occupant Restraint and Equipment Mounting Integrity – Side Impact System-Level Ambulance Patient Compartment. The head pad and back pad will be constructed of energy absorbing material. The seat bottom, backrest, and headrest shall be padded and covered with color coordinated, cushioned vinyl.

**SQSTOP8** SEATING - CN8 COMPLIANT ONE (1) EVS BACKPACK Y \_\_\_ N \_\_\_  
 A Squad bench seat with one (1) EVS individual seating position will be installed on the curb side of the patient compartment. The squad bench seat shall be KKK-A-1822F Change Notice 8 compliant. The seat belt shall consist of the EVS Backpack belting system and conform to all applicable FMVSS and SAE J3026 requirements. Documentation from a certified independent testing facility shall be required stating the seat has passed SAE J3026 requirements and tested in accordance with SAE J2917, Occupant Restraint and Equipment Mounting Integrity – Frontal Impact System-Level Ambulance Patient Compartment and SAE J2956, Occupant Restraint and Equipment Mounting Integrity – Side Impact System-Level Ambulance Patient Compartment. Seat shall be covered with color coordinated, cut and sewn vinyl.

**HVAC\_HSL\_STD\_04** HVAC - THE EVAPORATOR IS TIED-IN TO THE OEM AIR CONDITIONING SYSTEM, COOLING THE AIR OF THE PATIENT COMPARTMENT THROUGH (4) VENTS (STANDARD SETUP)(SMALL FOOTPRINT) Y \_\_\_ N \_\_\_  
 The air conditioning unit shall be tie-in to the OEM air conditioning system, cooling the air of the patient compartment through the outlets. The evaporator unit shall have a capacity of 580 CFM and cooling capacity of 30,000 BTU. The evaporator shall be installed in the patient compartment, in the upper front wall. It shall be accessible by removing the HVAC faceplate. Four (4) adjustable vents with manual closures are installed within the HVAC faceplate. The patient compartment HVAC system shall be controlled by the driver or the patient compartment attendant via the multiplex located in the front console or the rear switch panel. The patient compartment temperature shall be monitored by a thermostat incorporated in the multiplexing electrical system. Additional to the three (3) preprogrammed speeds, an automatic mode shall be able to decide between heating, cooling and fan speed in function of the set temperature versus



the patient compartment temperature. In order to achieve maximum efficiency and optimization of this system, the fans' speed shall be optimized via Pulse Width Modulation (PWM) to allow the heating and cooling system to run at its most effective speed. Adequate room for hose connections and hose lines shall be provided when installing HVAC components. The hoses shall be protected and insulated to optimize performance and longevity. Meets or exceeds AMD-012 testing.

<b>COND_HSL_01</b>	<p><b>HVAC - SINGLE COIL CONDENSER - 24,000 BTU</b>  A single coil condenser, 24,000 BTU Low Profile, shall be installed on the front of the module. The condenser shall be top center mounted with mounting brackets. Condenser and brackets are to be painted to match the module.</p>	Y ___ N ___
<b>COND_BRK_01</b>	<p><b>CONDENSER BRACKET TO BE FLAT DESIGN AND COLOR MATCH TO THE CONDENSER</b>  The condenser bracket shall be a flat designed, painted to match the condenser, mounted to the bulkhead of the module.</p>	Y ___ N ___
<b>50-61-0002</b>	<p><b>ASSIST HANDLES, (2) 'V-BARS' STAINLESS STEEL, (4) BLACK URETHANE</b>  A total of six (6) assist handles shall be provided: two (2) 1-1/4" diameter stainless steel 'V' handles, one (1) on each rear passage door; and four (4) 10-7/8" black vulcanized rubber with steel core assist handles, two (2) handles at the rear doorway, one (1) at the curbside doorway, and one (1) on the curbside sliding door.</p>	Y ___ N ___
<b>50-60-0730</b>	<p><b>DOOR PANELS - MODULE PASSAGE DOORS - FULL LENGTH ALUMINUM - W/ACCESS PANELS</b>  The inner door panels shall be manufactured from aluminum and covered with a washable sprayed-on multi-use polychromatic coating. The panels shall run the full length of the door and will contain a removable latch access panel.</p>	Y ___ N ___
<b>50-60-0256</b>	<p><b>EXHAUST VENTILATOR, 3-SPEED - MULTIPLEX ELECTRIC SYSTEM</b>  A three-speed, 250 CFM (minimum) exhaust fan meeting KKK-A-1822F requirements shall be provided and located in the street side cabinet in the patient compartment. The exhaust fan shall be pulse width modulated from a switch on the attendant control panel control screen. The exhaust system shall have a louvered grille inside and a chrome vent outside. The exhaust system shall vent through the side of the vehicle, not through the roof.</p>	Y ___ N ___
<b>50-60-0322</b>	<p><b>GLOVE DISPENSER - (3) BOX - ABOVE ENTRY DOOR - CURBSIDE (ABS)</b>  A three (3) - box glove dispenser unit, with a 1/4" clear acrylic hinged access panel with three (3) cut-outs, shall be recessed above the curbside entry door. The dispenser shall be 8.25" high x 33.50" wide with interior dimensions of 5.38" high x 30.25" wide x 3.25" deep. A 1/4" turn latch will be installed on the face of the glove box access panel.</p>	Y ___ N ___
<b>50-60-0332</b>	<p><b>GLOVE DISPENSER - (1) BOX - EACH REAR DOOR - TOTAL TWO (2)</b>  A single box glove dispenser unit, with a 1/4" clear acrylic hinged access panel with cut-out, shall be recessed on the rear passage doors, one each door. Each dispenser to accommodate one (1) 5.375" wide x 10.375" long x 3.25" deep glove box.</p>	Y ___ N ___
<b>50-60-0340</b>	<p><b>GRAB RAIL, 1-1/4" DIAMETER, (96") OVER COT AREA</b>  One (1) 1-1/4" diameter x 96" long stainless steel grab rail shall be installed on the ceiling for attendant/ patient balance control. The grab rail shall be attached to the ceiling with three (3) mounting brackets that secure it to the super structure of the module. Installation of the grab rail shall comply with AMD-008 requirements.</p>	Y ___ N ___



- 50-60-0440** IV HANGERS - CEILING RECESSED - DUAL IV BAG HOLDER Y\_\_\_N\_\_\_  
 Recessed ceiling dual bag IV hanger(s) shall be provided and installed per the drawings. Hanger shall be a dual intravenous fluid bag holder allowing single hand access to two individual IV bags. Removable by accessing the single hand carabiner clip.
- 
- 50-60-0640** OXYGEN SYSTEM, ELECTRIC - MULTIPLEX ELECTRIC SYSTEM Y\_\_\_N\_\_\_  
 A 12 VDC controlled electric O2 system operated through the electrical system shall be provided and installed.
- The oxygen system shall be completely installed and include a pre-set oxygen regulator with a cylinder pressure gauge and a 200 PSI safety valve with all necessary piping and connections. The oxygen system shall be completely low pressure, and the regulator shall be fastened directly to the cylinder. The regulator shall be set to operate at approximately 50 PSI. The oxygen cylinder shall be installed so the system may be easily turned on and off at the main cylinder valve from the patient compartment. The oxygen cylinder shall be provided by the purchaser.
- The oxygen system monitor shall be readily available to the attendant while seated at the head of the cot as part of the microprocessor based electrical system. Flexible conductive oxygen hose with a minimum 900 lbs. burst rating shall be installed between the regulator and the oxygen receptacles. The system shall be tested and tagged in conformance with NFPA-56-F and KKK-A-1822F.
- The electric oxygen system shall be provided with an on/off switch on the attendant control panel. The emergency manual bypass valve shall be located near the oxygen storage compartment in the patient compartment.
- 50-60-1602** OXYGEN OUTLET (2) LEFT WALL - OHIO MED - ACTION AREA Y\_\_\_N\_\_\_  
 Two (2) Ohio Medical flush mounted; quick release wall outlets shall be installed in the forward street side cabinet action area. Per dwg #5
- 
- 50-60-1640** OXYGEN OUTLET (1) RIGHT WALL - OHIO MED - HEAD END OF SEATING AREA Y\_\_\_N\_\_\_  
 One (1) Ohio Medical flush mounted; quick release wall outlet shall be installed in the right wall above the head end of the curbside seating area.
- 
- 50-60-1680** OXYGEN OUTLET (1) CEILING - OHIO MED - ABOVE HEAD OF COT Y\_\_\_N\_\_\_  
 One (1) Ohio Medical flush mounted; quick release oxygen outlet shall be installed in the ceiling above the head of cot in the center mount position.
- 
- 50-60-0629** FLOW METER, OXYGEN - THORPE STYLE Y\_\_\_N\_\_\_  
 One (1) Thorpe style oxygen flow meter (15LPM) shall be shipped loose with the completed vehicle.
- 
- 50-60-0712** SHARPS AND TRASH CONTAINERS WITH SLIDE-OUT DRAWER Y\_\_\_N\_\_\_  
 A sharps container and a trash container shall be provided and installed within a slide-out drawer at the face of the squad bench. The drawer shall open toward the aisle and be secured with a stainless steel flush pull latch.
-



- 50-60-0761 STAINLESS STEEL WALL PROTECTION - INTERIOR STREETSIDE Y\_\_\_N\_\_\_  
 A brushed stainless steel panel shall be provided on the street side wall from the bottom of the CPR seat  
 -----
- 50-60-0820 ANTI-SLIP MATTING - CURBSIDE STEPWELL Y\_\_\_N\_\_\_  
 Anti-Slip charcoal gray matting shall be installed in the curbside step well.  
 -----

**Braun - Optional Patient Compartment Items**

Item Number	Name	Y___N___
-------------	------	----------

- |               |  |          |
|---------------|--|----------|
| DECON-EVER-01 | EVERGREEN LUMALIER UV ADU-136-PB DECONTAMINATION SYSTEM<br>The Evergreen Lumalier Decontamination System, shall be installed in the rear head pad of the module. The system delivers safe and thorough disinfection through the use of a UV-C lamp. System operates via 120V AC, 60HZ, with 12 UV watts lamp output (nominal output 36 watts drawing .78 amps @ 120 volts AC), and has a lamp life of 9000 hours. This safe decontamination method uses no chemicals, ozone, or aerosols, and provides rapid disinfection in minutes with no dissipation time needed; the pathogen load reduction is 99.999% to 99.999999%. The light fixture constructed of stainless steel and aluminum, measures 20 3/8"L x 5 1/4"W x 2 1/2"D , with a welded wire lamp guard to prevent accidental lamp breakage. The front facing control box measures 6 3/4"L x 6 1/4"W x 5"D, and can be mounted in the crew cab, back of ambulance, or in a closed panel box outside the ambulance. The system has an adjustable, safety delayed-start and disinfection timer. NOTE: This UV-C Disinfection Lamp is designed for use in UNOCCUPIED spaces. UV-C can cause temporary damage and discomfort to unprotected skin and eyes.<br>----- | Y___N___ |
| 50-60-0099    | CLOCK - FRANKLIN DIGITAL - REAR HEAD PAD<br>A Franklin digital clock shall be installed in the head pad above the rear module passage doors.<br>-----  | Y___N___ |
| 50-62-0446    | COT FASTENER - STRYKER FLOOR PLATE AND 12v PRE-WIRE FOR CUSTOMER FUTURE INSTALL OF A POWER OR PERFORMANCE COT LOAD SYSTEM<br>A Stryker floor plate kit and wiring shall be provided to accommodate the future installation of a Customer Provided, Customer Installed, Stryker Performance or Power Load Cot.<br>-----   | Y___N___ |
| 30-10-0432    | LIGHT, STEPWELL - CURBSIDE DOORWAY - MINI LED SURFACE MOUNT<br>A Whelen Mini-LED light shall be installed to illuminate the step well at the curbside doorway.<br>-----  | Y___N___ |
| 30-10-0505    | LIGHTS, INTERIOR CABINETS, RIDGEBACK 12V LED STRIP LIGHT, WHITE<br>All polycarbonate door(s), interior cabinets shall have Ridgeback 12V white LED strip lights for interior compartment lighting. One (1) strip light will be located down each side of the cabinet, for a total of two (2) strips in each interior cabinet(s). Lights to be controlled by button on control screen Screen. NOTE: This excludes any interior I/O access openings.<br>-----  | Y___N___ |

**Braun - Paint / Graphics**

Item Number	Name	Y___N___
-------------	------	----------

- |            |   |          |
|------------|---|----------|
| SR00167006 | Top portion of module to be painted black, from the bottom of the light bezels up.<br>----- | Y___N___ |
|------------|---|----------|



60-01-0001	<b>PAINT PROCEDURE</b> All non-anodized aluminum module body surfaces shall be completely chemically steam cleaned, filled with premium body filler as needed, sanded smooth and primed with an epoxy primer and then primed again with a high solid primer. The cured primer surfacer shall be DA sanded with 320 grit and cleaned. A high solid primer shall then be applied, where needed, as a sealer.	Y___N___
60-01-0005	<b>STANDARDS AND SPECIFICATIONS FOR VEHICLE PAINT APPEARANCE</b> -----	Y___N___
60-01-0017	<b>BUFF PAINT - STANDARD CAB TYPE I</b> The paint on the cab shall be buffed to a high shine using a recommended paint buff system.	Y___N___
60-01-0004	<b>BUFFING, PAINT - MODULE</b> The paint on the module sides shall be buffed to a high shine using a recommended paint buff system.	Y___N___
60-09-0101	<b>PAINT MOD ALL ONE SOLID COLOR, PLUS CLEAR COAT TBD</b> The entire module shall be sprayed one-color and then clear coated.	Y___N___
60-09-0003	<b>PAINT CAB ALL ONE SOLID COLOR, PLUS CLEAR COAT TBD</b> The entire cab shall be sprayed one-color and then clear coated. NOTE: If the chassis being painted is a Ford F Series (roof) - the original five (5) cab marker lights on roof will be removed prior to painting. After painting, five (5) replacement Ford OEM cab marker lights will be reattached.	Y___N___
60-20-0303	<b>CHEVRON STRIPING - PERIMETER - NO DOORS</b> Red/Yellow Reflexite chevron striping 6" wide shall be installed on the perimeter of the rear module, not on the doors.	Y___N___
GR_CHV_RFX_RED_1	<b>REFLEXITE RED REFLECTIVE - CHEVRON - COLOR 1</b> Stripe Color 1 to be Reflexite Red conspicuity tape.	Y___N___
GR_CHV_RFX_YEL18_2	<b>REFLEXITE YELLOW 18 REFLECTIVE - CHEVRON - COLOR 2</b> Stripe Color 2 to be Reflexite Yellow 18 conspicuity tape.	Y___N___
60-30-0200	<b>REFLECTIVE - DOOR REFLECTIVITY</b> Reflective material (25" x 2.5" red/silver chevron style), meeting FMVSS 108 requirements, shall be installed on the lower interior stainless steel panel of each rear door and hinged side door.	Y___N___

If a sliding side door is provided, it shall have a 1.50" x 40.00" white reflective stripe installed on the rear facing edge.

### **Braun - Vehicle Manuals**

Item Number	Name	
80-20-0001	<b>VEHICLE MANUALS (1) PACKAGE SET</b> One (1) Delivery Manual Package shall be supplied with the vehicle and shall include the following items: Ambulance manufacturer parts, service, and operation manuals, OEM chassis owner's guide, complete 12 VDC and 125 VAC wiring schematics for all included standard and optional systems, Multiplex Electrical system programming - electronic	Y___N___



media

90-10-0007

STATEMENT OF LIMITED WARRANTY NEW AMBULANCES

Y\_\_\_N\_\_\_

STATE OF OHIO  
 DEPARTMENT OF ADMINISTRATIVE SERVICES  
 GENERAL SERVICES DIVISION  
 OFFICE OF PROCUREMENT SERVICES  
 4200 SURFACE ROAD, COLUMBUS, OH 43228-1395

OPTIONAL USE CONTRACT FOR: AMBULANCES AND RELATED EQUIPMENT

CONTRACT No.: STS009362

CONTRACT ID: CTR009362

EFFECTIVE DATES: 5/01/2023 to 4/30/2026

SUPPLIER/CONTRACTOR: DEMERS AMBULANCE USA INC

STS SUB-TYPE: S&LG

This Contract is effective beginning and ending on the dates noted above unless, prior to the expiration date, the Contract is renewed, terminated or cancelled in accordance with the Contract Terms and Conditions.

This Contract is available to ALL STATE AGENCIES, STATE INSTITUTIONS OF HIGHER EDUCATION AND PROPERLY REGISTERED COOPERATIVE PURCHASING MEMBERS, as applicable.

MANDATORY USE CONTRACTS: All Contracts with Contract Type "Competitive Selection" or "Competitive Selection - Two Phase" take precedence over this Contract. This Contract is only for governmental entities without a mandatory use contract.

EXCLUDED ITEMS: (State Agencies Only) in accordance with the Ohio Revised Code Section 125.035, State Agencies are required to purchase through the following requisite programs: Ohio Penal Industries (OPI); Community Rehabilitation Programs (CRP); the Department of Mental Health and Addiction Services and Pharmacy Services (MHAS); Opportunities for Ohioans with Disabilities (OOD); the Department of Administrative Services State Printing (Printing); the Department of Administrative Services Office of Information Technology (OIT), and the Ohio Facility Construction Commission (OFCC). If any items on this Contract can be purchased through a requisite program, State Agencies must obtain a waiver from the applicable requisite program(s) to procure from this Contract.

CONTRACT UTILIZATION: The State of Ohio including but not limited to its agencies, boards, commissions, departments, state universities, state vocational schools, state community colleges of Ohio, and any entity authorized by law to use this Contract is not obligated to procure any products or services from this Contract. This Contract shall not be construed to prevent the State from purchasing products or services using other procurement methods as authorized by law.

This Contract and any Amendments thereto are available from the OhioBuys public portal at the following address:

<https://ohiobuys.ohio.gov/page.aspx/en/usr/login?ReturnUrl=%2fpage.aspx%2fen%2fbuy%2fhomepage>



# Contract

IN WITNESS WHEREOF, the parties have executed this Contract as of the dates below;

For DEMERS AMBULANCE USA INC:

Signed: \_\_\_\_\_

Marcel Fortin, Senior Sales Administration Manager

For the OHIO DEPARTMENT OF ADMINISTRATIVE SERVICES:

Signed: \_\_\_\_\_

Kathleen C. Madden, Director





**1 - STS NEW OFFER INSTRUCTIONS**

Download the [instructions and forms](#) needed to initiate an offer to establish an STS contract.

**2 - STANDARD TERMS AND CONDITIONS**

State of Ohio [Standard Terms and Conditions](#) (revised 10/18/22) will apply to this Contract

**3 - STS PROCUREMENT TERMS & CONDITIONS****3.1 - ENTIRE AGREEMENT**

This Contract, which includes the Contractor's catalog and all documents referred to and incorporated into this Contract, is the entire agreement between the parties with respect to its subject matter, and it supersedes any previous statements or agreements, whether oral or written.

**3.2 - CONTRACT COMPONENTS AND ORDER OF PRIORITY**

The components of this Contract are listed below in their order of priority:

- a. Contract Specific Terms and Conditions in Article 4
- b. STS Procurement Terms and Conditions in Article 3; then
- c. Standard Terms and Conditions in Article 2

**3.3 - CERTIFICATION OF ACCURACY**

The Contractor certifies that the Contractor's prices under this Contract are one of the following:

- a. The prices at which the Contractor currently offers each product and service to the US Government under a federal schedule;
- b. The best prices at which the Contractor has offered each product and service to its similarly situated, most favored customers within one year before the date the Contractor executed this Contract or adds the product or service to this Contract, whichever is later.

If the Contractor is offering price catalog(s) for specific items based on its most favored customer prices, the Contractor represents that it does not have a federal schedule.

The Contractor further certifies that the above representations will apply and be true with respect to all future pricing information submitted to revise this Contract.

**3.4 - CONTROLLING BOARD AUTHORIZATION**

The State's obligations under this Contract are subject to the Ohio Controlling Board continuing to authorize the State's use of its term contracts program. If the Ohio Controlling Board fails to authorize or withdraws its authorization for this program, this Contract will terminate immediately, and the Contractor may not take any more orders under it.

**3.5 - PRICELIST**

The Contractor's pricelist for the products and services that the Contractor may provide to the State under this Contract is in the catalog. For convenience, those products and services are called "Deliverables" in this Contract. Any custom materials resulting from the Contractor's services also are called "Deliverables" in this Contract. The Contractor may not provide any other Deliverables under this Contract without a prior written amendment to this Contract that both the State and the Contractor have signed. Furthermore, the Contractor may not charge the State greater prices for these Deliverables than the prices in the catalog. If the catalog contains or incorporates by reference any terms or conditions other than a description of the scope of license for software, a description of the Contractor's products and services, and the prices for those products and services,

those terms or conditions are excluded from this Contract and are of no effect. Contractor's catalog is incorporated into the Contract as if fully rewritten herein, excluding any terms or conditions mentioned above, and the most recent catalog can be found in OhioBuys.

For contracts leveraging a punchout catalog, Contractor is required to provide a catalog in the Supplier-Managed Catalog Template format for all items. This Supplier-Managed Catalog will be attached to the contract record and is incorporated into the Contract. In the event of a discrepancy between the punchout catalog and the Supplier-Managed Catalog the Supplier-Managed Catalog will prevail. Contractor must not modify the available items or pricing presented in their punchout catalog until an amendment to this Contract is requested, fully executed, and effective.

Except in the case of operating systems licensed in conjunction with desktop PCs, notebook computers and similar personal computing devices that the original equipment manufacturer does not distribute without an operating system, the Contractor will not sell or license any Microsoft software to the State. If any of the foregoing items are listed in the Contractor's catalog, they are deleted for purposes of this Contract.

### 3.6 - PRICE ADJUSTMENTS (GSA BASED)

If the Contractor has relied on its federal schedule pricing, the State will be entitled to any price decreases that the Contractor makes to its federal schedule for any of its products and services during the term of this Contract. The Contractor must notify the State of any reduction in its federal schedule pricing within 30 days of its occurrence and immediately reduce the price of the affected products or services to the State under this Contract. Price increase requests for a Contract based on a federal schedule must be accompanied by documentation signifying approval of the price increase by the federal government.

### 3.7 - PRICE ADJUSTMENT (\$&LG BASED)

If the Contractor has relied on its similarly situated, most favored customer pricing, the Contract prices(s) will remain firm unless the Contractor submits a request to adjust their price(s). Price increases shall be effective 30 calendar days after acceptance by the State. No price adjustment will be permitted prior to the effective date of the increase received by the Contractor from its suppliers, or on purchase orders that are already being processed, or on purchase orders that have been filled and are awaiting shipment. If the Contractor receives orders requiring quarterly delivery, the increase will apply to all deliveries made after the effective date of the price increase.

The price increase must be supported by a general price increase in the cost, due to increases in the cost of raw materials, labor, freight, Workers' Compensation and/or Unemployment Insurance, etc. Detailed documentation, to include a comparison list of the Contract items and proposed price increases, must be submitted to support the requested increase. Supportive documentation should include, but is not limited to: copies of the old and the current price lists or similar documents which indicate the original base cost of the product to the Contractor and the corresponding increase, and/or copies of correspondence sent by the Contractor's supplier on the supplier's letterhead, which contain the above price information and explains the source of the increase in such areas as raw materials, freight, fuel or labor, etc. Any price increases shall not exceed prices offered to similarly situated, most favored customers.

The State will be entitled to a price decrease any time the Contractor or any of its dealers or distributors under this Contract sells a product or a service to any of its similarly situated customers for less than the price agreed to between the State and the Contractor under this Contract. Any time the Contractor or any of its dealers or distributors in this Contract sells a product or provides a service to any similarly situated customer for less than it is then available to the State under this Contract, the Contractor must notify the State of that event within 30 days of its occurrence and immediately reduce the price of the affected products or services to the State under this Contract.

The Contractor also must notify the State within 30 days of any general reduction in the price of any product or service covered by this Contract, even if the general reduction does not place the price of the product or service below the price available to the State under this Contract. The purpose of this notice of a general reduction in price is to allow the State to assess the value the State believes it is receiving under this Contract in light of the general reduction due to a general decline in the market or some other factor. If the State believes it is appropriate, the State may ask to renegotiate the Contract price for the products and services affected by the general reduction in price. If the Contractor and the State cannot agree on a renegotiated price, then on written notice to the Contractor, the State may immediately require the Contractor to remove the affected products and services from this Contract.

3.8 - DEALERS AND DISTRIBUTORS

The State authorizes the Contractor to name one or more dealers to work with the State on behalf of the Contractor. If the Contractor decides to use any dealers, the Contractor must submit the name, principal business address, addresses for purchase orders and for payments, telephone number, and federal tax identification number for each dealer. The Contractor also must submit a completed W9 form for each dealer it wishes to name under this section. The Contractor's submission must be on its official letterhead, signed by an authorized representative, and addressed to the Department of Administrative Services, Office of Procurement Services. In doing so, the Contractor warrants that:

- a. The Contractor has provided the dealer with a copy of this Contract, and an authorized representative of the dealer has agreed, in writing, to be bound by the terms and conditions in this Contract.
- b. The dealer's agreement as noted in subparagraph (a) above is for the benefit of the State as well as the Contractor.
- c. The Contractor will remain liable under this Contract for the services of any dealer and will remedy any breach of the dealer under this Contract.
- d. Payments under this Contract for the services of any dealer may be made directly to that dealer, and the Contractor will look solely to the dealer for any payments due to the Contractor once the State has paid the dealer.
- e. To the extent that there is any liability to the State arising from doing business with a dealer that has not signed the agreement required under this section with the Contractor, the Contractor will indemnify the State for such liability.

If the Contractor wants to designate a dealer that will not receive payments (a "distributor"), the Contractor may do so by identifying the person or organization as a distributor in the authorizing letter. In such cases, information regarding taxpayer identification and payment addressing may be omitted, as may the distributor's W9 form. All other requirements and obligations for designating a dealer apply to designating a distributor.

3.9 - COMMERCIAL MATERIAL

As used in this section, "Commercial Material" means anything that the Contractor or a third party has developed at private expense and that is commercially available in the marketplace, subject to intellectual property rights, and readily copied through duplication on magnetic media, paper, or other media. Examples include the written reports, books, pictures, videos, movies, computer programs, computer source code, and documentation.

Any Commercial Material that the Contractor intends to deliver as a Deliverable must have the scope of the license granted in such material disclosed in the catalog associated with this Contract, if that scope of license is different than the scope of license contained in this section for Commercial Materials.

Except for Commercial Material that is software ("Commercial Software"), if the Commercial Material is copyrighted and published material, then the State will have the rights permitted under the federal copyright laws for each copy of the Commercial Material delivered to it by the Contractor.

Except for Commercial Software, if the Commercial Material is patented, then the State will have the rights permitted under the federal patent laws for each copy of the Commercial Material delivered to it by the Contractor.

Except for Commercial Software, if the Commercial Material consists of trade secrets, then the State will treat the material as confidential. In this regard, the State will assume all obligations with respect to the Commercial Material that the Contractor assumes under the Confidentiality section of this Contract with respect to the State's Confidential Information. Otherwise, the State will have the same rights and duties permitted under the federal copyright laws for each copy of the Commercial Material delivered to it by the Contractor, whether or not the material is copyrighted when delivered to the State.

For Commercial Software, the State will have the perpetual rights in items (a) through (h) of this section with respect to the software. The State will not use any Commercial Software except as provided in items (a) through (h) of this section or as expressly stated otherwise in this Contract. The Commercial Software may be:

- a. Used or copied for use in or with the computer or computers for which it was acquired, including use at any State installation to which such computer or computers may be transferred.
- b. Used or copied for use in or with a backup computer for disaster recovery and disaster recovery testing purposes or if any computer for which it was acquired is inoperative.
- c. Reproduced for safekeeping (archives) or backup purposes.
- d. Modified, adapted, or combined with other computer software, but the modified, combined, or adapted portions of the derivative software incorporating any of the Commercial Software will be subject to same restrictions set forth in this Contract.

- e. Disclosed to and reproduced for use on behalf of the State by support service contractors or their subcontractors, subject to the same restrictions set forth in this Contract.
- f. Used or copied for use in or transferred to a replacement computer.
- g. However, if the Commercial Software delivered under this Contract is published and copyrighted, it is licensed to the State without disclosure prohibitions.
- h. However, if any Commercial Software is delivered under this Contract with the copyright notice in 17 U.S.C. 401, it will be presumed to be published, copyrighted, and licensed to the State without disclosure restrictions, unless a statement substantially as follows accompanies such copyright notice: "Unpublished rights reserved under the copyright laws of the United States." The State will treat such Commercial Software as Confidential Information to the extent that such is actually the case.

In the case of any other scope of license (e.g., MIPs, tier, concurrent users, enterprise, site, or otherwise), the foregoing will apply except as expressly modified by the applicable license description, which must be incorporated as part of Catalog. If the Contractor provides greater license rights in an item included in Catalog to its general customer base for the Software's list price, those additional license rights also will be provided to the State without additional cost or obligation. No license description may reduce the rights in items (a) through (h) above; it may only define the extent of use, if the use is other than a CPU license.

The State will treat any Commercial Software as Confidential Information, in accordance with the requirements of the Confidential Information section of this Contract.

### 3.10 - CONFIDENTIALITY AGREEMENTS

When the Contractor performs services under this Contract that require the Contractor's and its subcontractors' personnel to access facilities, data, or systems that the State in its sole discretion deems sensitive, the State may require the Contractor's and its subcontractors' personnel with such access to sign an individual confidentiality agreement and policy acknowledgements, and have a background check performed before accessing those facilities, data, or systems. Each State agency, board, and commission may require a different confidentiality agreement or acknowledgement, and the Contractor's and its subcontractors' personnel may be required to sign a different confidentiality agreement or acknowledgement for each agency. The Contractor must immediately replace any of its or its subcontractors' personnel who refuse to sign a required confidentiality agreement or acknowledgment or have a background check performed.

### 3.11 - CONTRACTOR QUARTERLY SALES REPORT

The Contractor must report the quarterly dollar value (in U.S. dollars and rounded to the nearest whole dollar) of the sales to Cooperative Purchasing Members under this Contract each calendar quarter (e.g. January-March, April-June, July-September and October-December). The dollar value of the sales reported must equal the price paid by all Cooperative Purchasing Members for the products and/or services listed on the purchase order or other encumbering document, as recorded by the Contractor.

Contractor must submit the quarterly sales report to the State via OhioBuys, and when Contractor will be submitting a payment, Contractor must also complete and submit the Quarterly Sales Report and Revenue Share Remittance Form (available at <https://das.ohio.gov/revenueshareform>) with Contractor's Revenue Share payment. If no sales occur, Contractor must show zero sales on the report. The report must be submitted 30 days after the completion of the reporting period.

The Contractor shall also submit a close-out report within one hundred and twenty (120) days after the expiration of this Contract. The Contract expires upon the physical completion of the last outstanding task or delivery order of the Contract. For purposes of this section, the close-out report must cover all sales not shown in the final quarterly report and reconcile all errors and credits. If the Contractor reported all contract sales and reconciled all errors and credits on the final quarterly report, then the Contractor should show zero "0" sales in the close-out report.

If the Contractor fails to submit sales reports in a timely manner or, falsifies any sales report, the State may terminate this Contract.

### 3.12 - CONTRACTOR REVENUE SHARE

The Contractor must pay to the State a share of the sales transacted under this Contract as a fee to the State to cover the estimated costs the State will incur in administering this Contract and the services offered under it ("Revenue Share").

The Contractor must remit the Revenue Share in U.S. dollars within 30 days after the end of the quarterly reporting period. The Revenue Share that the Contractor must pay under this Contract equals  $\frac{3}{4}$  of 1% of the total quarterly sales reported. The Revenue Share must be included in the prices reflected in any order and reflected in the total amount charged to an Ordering Agency, and the Contractor may not add a surcharge to orders under this Contract to cover the cost of the Revenue Share.

The Contractor must remit any amount due as the result of a quarterly or closeout sales report at the time the quarterly or closeout sales report is submitted to the Department of Administrative Services, Office of State Purchasing. To ensure the payment is credited properly, the Contractor must identify the payment as a "State of Ohio Revenue Share" and include this Contract number, total report amount, and reporting period covered.

Contractor will pay the Revenue Share by check remittance, both normal and overnight, credit card payment via the State's epayment portal, or ACH payment, if approved by the State, using the instructions below

Check remittance:

Follow the remittance instructions on the required Quarterly Sales Report and Revenue Share Remittance Form at the following link, <https://das.ohio.gov/revenueshareform>.

Credit Card Payments:

To pay by credit card, use the following link, <https://epay.das.ohio.gov/Payment>, select "Revenue Share" as the payment type and follow the on-screen prompts.

ACH Payments:

If this payment method is approved by the State, the State will provide payment instructions to Contractor.

If the full amount of the Revenue Share is not paid within 30 days after the end of the applicable reporting period, the non-payment will constitute a contract debt to the State. The State may setoff any unpaid Revenue Share from any amount owed to the Contractor under this Contract and employ all other remedies available to it under Ohio law for the non-payment of the Revenue Share. Additionally, if the Contractor fails to pay the Revenue Share in a timely manner, the failure will be a breach of this Contract, and the State may terminate this Contract for cause as set forth herein and seek damages for the breach.

### 3.13 - SOFTWARE WARRANTY

On acceptance and for 12 months after the date of acceptance of any Deliverable that includes custom software, the Contractor warrants that:

- a. The software will operate on the device or equipment for which the software is intended in the manner described in the relevant software documentation;
- b. The software will be free of any material defects;
- c. The Contractor will deliver and maintain relevant and complete software documentation, commentary, and source code;
- d. The source code language used to code the software is readily available in the commercial market, widely used and accepted for the type of programming involved, and support programming in the language is reasonably available in the open market; and
- e. The software and all maintenance will be provided in a professional, timely, and efficient manner.

The foregoing warranties also apply to any Pre-existing Materials incorporated into any custom software unless.



For Commercial Software developed by the Contractor or licensed from a third party, the Contractor represents and warrants that it either has the right or has obtained a binding commitment from the third-party licensor to make the following warranties and commit to the following maintenance obligations. During the warranty period described in the next paragraph, the Contractor must:

- a. Maintain or cause the third-party licensor to maintain the Commercial Software so that it operates in the manner described in its documentation;
- b. Supply technical bulletins and updated user guides;
- c. Supply the State with all updates, improvements, enhancements, and modifications to the Commercial Software and documentation and, if available, the commentary and the source code;
- d. Correct or replace the Commercial Software and/or remedy any material programming error that is attributable to the Contractor or the third-party licensor; and
- e. Maintain or obtain a commitment from the third-party licensor to maintain the Commercial Software so that it will properly operate in conjunction with changes in the operating environment for which it was designed.

For Commercial Software designed for mainframe platforms and for Commercial Software designed for PC or PC-based servers, the warranty period will be the longer of one year after acceptance or the licensor's standard warranty period. For PC and PC-based servers, the warranty will not include updates, improvements, enhancements, or modifications to the Commercial Software and documentation, if such are not provided as part of the licensor's standard warranty or license fee.

For purposes of the warranties and the delivery requirements in this Contract, software documentation means well written, readily understood, clear, and concise instructions for the software's users as well as a system administrator. The software documentation will provide the users of the software with meaningful instructions on how to take full advantage of all of the capabilities designed for end users. It also means installation and system administration documentation for a system administrator to allow proper control, configuration, and management of the software. Source code means the uncompiled operating instructions for the software. However, the Contractor will not be obligated to provide source code for Commercial Software unless it is readily available from the licensor. The source code must be provided in the language in which it was written and will include commentary that will allow a competent programmer proficient in the source language to readily interpret the source code and understand the purpose of all routines and subroutines contained within the source code.

### 3.14 - SOFTWARE WARRANTY AND MAINTENANCE

If this Contract involves software as a Deliverable, then during the warranty period, as well as any optional maintenance periods that the State exercises, the Contractor must correct any material programming errors that are attributable to the Contractor within a reasonable period of time. However, the State must notify the Contractor, either orally or in writing, of a problem with the software and provide sufficient information for the Contractor to identify the problem.

The Contractor's response to a programming error will depend upon the severity of the problem. For programming errors that slow the processing of data by a small degree, render minor and non-mandatory functions of the System inoperable or unstable, or require users or administrations to employ workarounds to fully use the software, Contractor will respond to the request for resolution within four business hours. Furthermore, the Contractor must begin working on a proper solution for the problem within one business day, dedicating the resources required to fix the problem. For defects with more significant consequences, including those that render key functions of the System inoperable or significantly slow processing of data, the Contractor will respond within two business hours of notice and the Contractor also must begin working on a proper solution for the problem immediately after responding and, if requested, provide on-site assistance and dedicate all available resources to resolving the problem.

For Commercial Software other than PC or PC-based server software costing less than \$10,000.00 per copy or license, the Contractor must provide maintenance during the warranty period at no cost to the State. At a minimum, that maintenance must be the standard maintenance program that the licensor, whether the Contractor or a third party, normally provides to its client base. That maintenance program must include all new releases, updates, patches, and fixes to the Commercial Software. It also must include a commitment to keep the software current with the operating environment in which it is designed to function and a commitment to promptly correct all material defects in the software in a timely fashion. Additionally, the Contractor will make (or obtain a commitment from the third-party licensor to make) maintenance available for the software for at least five years after the warranty period. The Contractor will limit or obtain a commitment from the third-party licensor, if applicable, to limit increases in the annual fee for maintenance to no more than five percent annually. If the licensor, whether it is the Contractor or a third-party, is unable to provide maintenance during that period, then the licensor must do one of the following two things: (a) give the State a pro rata refund of the license fee based on a five-year useful life; or (b) release the source code for the software to the State for use by the State solely for the purpose of maintaining any copies of the software for which the State has a proper license. The State will treat the source code as

Confidential Information under the Confidentiality Section of this Contract. In the case of third-party Commercial Software, the Contractor warrants that it has legally bound the third-party licensor to the obligations of this Contract or that the Contractor has the right to make these commitments directly to the State.

For Commercial Software designed for PC or PC-based server platforms and costing less than \$10,000.00 per copy or license, the Contractor must provide the same maintenance and user assistance during the warranty period at no additional cost to the State as the Contractor or the third-party licensor makes generally available at no additional charge to its other customers.

### 3.15 - SOFTWARE UPGRADES

This provision will not apply to Commercial Software for PCs and PC-based server software with a license fee of less than \$10,000.00, unless the Contractor or third-party licensor makes upgrade packages available for the Commercial Software to other customers. In this event, the State will be entitled to the most favored license fee made available to other most favored customer.

After an initial acquisition of a license in Commercial Software, excluding the exceptions above, the State may want to acquire a broader license than the original. Or the State may later want to migrate to another platform for the Commercial Software. When the Contractor or third-party licensor makes the broader license generally available to its customer base or makes the version of the Commercial Software that runs on the new platform to which the State wants to migrate, then the State will have a right to upgrade any of its licenses to that broader license or to acquire the version of the Software that is appropriate for the new platform that the State intends to use. In these cases, the Contractor will provide the broader license or other version of the Commercial Software in exchange for a license fee that is based on the lesser of the following:

- a. The Contractor's (or third party licensor's) standard upgrade or migration fee;
- b. The upgrade or migration fee in the Catalog; or
- c. The difference between the license fee originally paid and the then-current license fee for the license or version of the Commercial Software that the State seeks to acquire.

### 3.16 - EQUIPMENT MAINTENANCE

If this Contract involves computer or telecommunications hardware or other mechanical or electrical equipment ("Equipment") as a Deliverable, then, during the warranty period and during any period covered by annual maintenance, the Contractor must provide maintenance to keep the Equipment in or restore the Equipment to good working order. This maintenance must include preventative and remedial maintenance, installation of safety changes, and installation of engineering changes based upon the specific needs of the individual item of Equipment. This maintenance also must include the repair, replacement, or exchange deemed necessary to keep the Equipment in good working order. For purposes of this Contract, Equipment restored to good working order means Equipment that performs in accordance with the manufacturer's published specifications. The Contractor must use its best efforts to perform all fault isolation and problem determination attributed to the Equipment. The following services are outside the scope of this Contract:

- a. Maintenance to bring the Equipment into compliance with any law, rule, or regulation, if such law, rule, or regulation was not in effect on the acceptance date;
- b. Repair and replacement work or increase in maintenance time as a result of damage or loss resulting from accident, casualty, neglect, misuse, or abuse, if such is the State's fault (and beyond normal wear and tear), damage resulting from improper packing or failure to follow prescribed shipping instruction (If such is done by the State), failure of electrical power, air conditioning or humidity control, use of supplies not approved by the original manufacturer of the Equipment as describe in the Equipment's documentation, or causes other than ordinary use of Equipment;
- c. Furnishing platens, supplies, or accessories, making specification changes, or adding or removing approved accessories, attachments, or other devices except as permitted in the Equipment's user documentation;
- d. Maintenance or increased maintenance time resulting from any improper use, maintenance, or connection to other equipment (not done by the Contractor) that results in damage to the Equipment;
- e. Repairs needed to restore the Equipment to good operating condition if the Equipment has been damaged by anyone other than the Contractor's authorized service personnel repairing, modifying, or performing maintenance on the Equipment.

3.17 - EQUIPMENT MAINTENANCE STANDARDS

Except in the case of excusable delay, remedial Equipment maintenance by the Contractor will be completed within eight business hours after notification by the State that maintenance is required. In the case of preventative maintenance, the Contractor will perform such in accordance with the manufacturer's published schedule and specifications. If maintenance is not completed within eight business hours after notification by the State, the Contractor will be in default. Failure of the Contractor to meet or maintain these requirements will provide the State with the same rights and remedies as specified elsewhere in this Contract for default, except that the Contractor will only have eight business hours to remedy a default. The Contractor will provide adequate staff to provide the maintenance required by this Contract.

3.18 - EQUIPMENT MAINTENANCE CONTINUITY

If the Contractor is unable to provide Equipment maintenance to meet the State's ongoing performance requirements and if, in the State's sole opinion, the Contractor is unlikely to resume providing warranty services that meets the State's ongoing performance requirement, the Contractor will be in default, and the State will be entitled to the remedies in the default section of this Contract. The State will also be entitled to the following items from the Contractor:

- a. All information necessary for the State to perform the maintenance, including but not limited to logic diagrams, maintenance manuals, and system and unit schematics, with all changes noted;
- b. A listing of suppliers capable of supplying necessary spare parts;
- c. Adequate information to permit the State to have spare parts manufactured elsewhere; and
- d. A listing of spare parts and their recommended replacement schedule to enable the State to create a centralized inventory of spare parts.

The State will treat as Confidential Information in accordance with the Confidentiality Section of this Contract any information in items (a) through (d) above that the Contractor rightfully identifies in writing as confidential. If disclosure to a third-party is necessary for the State to continue the maintenance, the State will require any third-party to whom disclosure is made to agree to hold the Confidential Information in confidence and to make no further disclosure of it. Further, the State agrees that any such Confidential Information will be used solely to perform maintenance for the State and will be returned to the Contractor or destroyed when such use is no longer needed.

3.19 - PRINCIPAL PERIOD OF MAINTENANCE (GENERAL)

Software and Equipment maintenance must be available twelve working hours per weekday, between 7:00 a.m. and 7:00 p.m. (Columbus, Ohio local time). Travel time and expenses related to remedial and preventative maintenance will not be considered billable but will be included in the price of the maintenance.

3.20 - MAINTENANCE ACCESS (GENERAL)

The Contractor must keep the Deliverable(s) in good operating condition during the warranty period and any annual maintenance period during which the State contracts for continued maintenance. The State will provide the Contractor with reasonable access to the Deliverable to perform maintenance. All maintenance that requires a Deliverable to be inoperable must be performed outside the State's customary working hours, except when the Deliverable is already inoperable. Preventative or scheduled maintenance must be performed at mutually agreeable times, within the parameters of the manufacturer's published schedule.

3.21 - CONTINUING OBLIGATIONS

Any terms, conditions, representations, or warranties contained in this Contract that must survive termination or expiration of this Contract to be fully effective will survive the termination or expiration of the Contract. Additionally, termination or expiration of this Contract will not affect the State's right to continue to use any Deliverable for which it has paid, including licensed material. And no termination or expiration of the Contract will affect the State's right to receive maintenance, warranty work, or other services for which the State has paid.



3.22 - COOPERATIVE PURCHASING CONTRACT

This Contract may be utilized by Cooperative Purchasing Members. "Cooperative Purchasing Members" or "Co-op Members" are entities that qualify for participation in the State's cooperative purchasing program under Section 125.04 of the Ohio Revised Code ("ORC") and that have completed the steps necessary to participate in that program. They may include Ohio political subdivisions, such as counties, townships, municipal corporations, school districts, conservancy districts, township park districts, park districts created under Chapter 1545 of the ORC, regional transit authorities, regional airport authorities, regional water and sewer districts, and port authorities. They also may include any Ohio county board of elections, state institutions of higher education, private fire companies, private, nonprofit emergency medical service organizations, and chartered nonpublic schools.

If a purchase is made from this Contract by an entity that is not properly registered with the State's Cooperative Purchasing Program, it may be a violation of law, may be contrary to the entity's competitive bidding requirements, and will be a breach of this Contract by the Contractor. If a Cooperative Purchasing Member relies upon this Contract to issue a purchase order or other ordering document, the Cooperative Purchasing Member "steps into the shoes" of the State under this Contract. The Cooperative Purchasing Member's order and this Contract are between the Contractor and the Cooperative Purchasing Member. The Contractor must look solely to the Cooperative Purchasing Member for performance, including payment. The Contractor agrees to hold the state of Ohio harmless with regard to Cooperative Purchasing Member's orders and Cooperative Purchasing Member's performance. DAS may cancel this Contract and may seek remedies if the Contractor fails to honor its obligations under an order from a Cooperative Purchasing Member.

4 - CONTRACT SPECIFIC TERMS AND CONDITIONS

5 - DEALERS

Refer to DEALERS AND DISTRIBUTORS in the STS Procurement Terms and Conditions for the definition of Dealer.

Dealer Name	Dealer ID	EOD Status
Penn Care Inc	1	

6 - DISTRIBUTORS

Refer to DEALERS AND DISTRIBUTORS in the STS Procurement Terms and Conditions for the definition of Distributor.

Distributor Name	Dealer ID

ORDINANCE NO. 2023 - 56

AN ORDINANCE AMENDING ORDINANCE 2023 - 5 TO PROVIDE FOR ADDITIONAL APPROPRIATIONS FROM THE GENERAL FUND (101); STREET CONSTRUCTION, MAINTENANCE AND REPAIR FUND (202); STATE HIGHWAY FUND (203); STREET LIGHTING FUND (204); SEWER REVENUE FUND (205); POLICE & FIRE CAPITAL LEVY FUND (207); EMERGENCY RESCUE FUND (208); SANITARY & STORM LATERAL LEVY FUND (211); STREET IMPROVEMENT LEVY FUND (213); PERMISSIVE LICENSE FEE FUND (215); SENIOR CITIZEN CENTER FUND (220); LOCAL FISCAL RECOVERY/ARPA FUND (228); LAW ENFORCEMENT CONTINUING TRAINING FUND (232); EARNED BENEFITS FUND (240); MUNICIPAL TAX INCREMENT EQUIVALENT FUND (302); E. 328TH SEWER IMPROVEMENT PHASE 2 FUND (430); FAIRWAY STORM SEWER IMPROVEMENT FUND (432); SECURITY DEPOSITS (802); DONATIONS AND BEQUESTS FUND (803) FOR CURRENT EXPENSES OTHER EXPENDITURES OF THE CITY OF WILLOWICK, STATE OF OHIO, DURING THE CALENDAR YEAR ENDING DECEMBER 31, 2023, AND DECLARING AN EMERGENCY.

**SECTION 1.** Be it ordained by the Council of the City of Willowick, State of Ohio, that to provide for the current expenses and other expenditures of said City of Willowick during the calendar year ending December 31, 2023, that the following sums be and they are hereby set aside and appropriated as follows:

**SECTION 2.** That there be appropriated from the General Fund:

**GENERAL FUND**

**Security of Persons & Property**

**Safety Communications Dept.**

**Personal Services**

Wages - Overtime	101.100.5199	1,500.00
<b>Total Salaries &amp; Wages</b>		<b>1,500.00</b>
<b>Total Safety Communications Department</b>		<b>1,500.00</b>

**Police Law Enforcement**

**Personal Services**

Wages - Overtime	101.101.5199	50,000.00
<b>Total Wages and Salaries</b>		<b>50,000.00</b>

**Other**

Gas & Oil	101.101.5420	2,500.00
Small Equip & Supplies	101.101.5430	150.00
<b>Total Other Expense</b>		<b>2,650.00</b>
<b>Total Police Department</b>		<b>52,650.00</b>

**Fire Prevention & Inspection**

**Personal Services**

Wages - Firefighters & Officers	101.102.5138	50,000.00
<b>Total Wages &amp; Salaries</b>		<b>50,000.00</b>

**Other**

P. E. R. S.	101.102.5220	1,000.00
Medicare	101.102.5260	800.00
Social Security	101.102.5265	4,000.00
Clothing - Original Issue	101.102.5271	(11,000.00)
Contract Services	101.102.5354	(14,000.00)
<b>Total Other Expense</b>		<b>(19,200.00)</b>
<b>Total Fire Department</b>		<b>30,800.00</b>

**Public Health & Welfare****Other**

Health District Charges	101.201.5392	(4,000.00)
<b>Total Other Expense</b>		<b>(4,000.00)</b>
<b>Total Public Health &amp; Welfare</b>		<b>(4,000.00)</b>

**Leisure Time Activities****Parks & Playgrounds****Personal Services****Other**

Vehicle Lease Payments	101.301.5434	(4,000.00)
<b>Total Other Expense</b>		<b>(4,000.00)</b>
<b>Total Parks Department</b>		<b>(4,000.00)</b>

**Recreation Programs (including Camp)****Personal Services**

Wages - Leisure - Regular	101.303.5150	(8,000.00)
<b>Total Wages &amp; Salaries</b>		<b>(8,000.00)</b>
<b>Total Recreation</b>		<b>(8,000.00)</b>

**Housing & Building Inspection****Other**

Vehicle Lease Payments	101.401.5434	(2,000.00)
Maintenance & Repair	101.401.5564	(3,500.00)
<b>Total Other Expense</b>		<b>(5,500.00)</b>
<b>Total Building Department</b>		<b>(5,500.00)</b>

**Transportation****Personal Services**

Wages - Regular	101.601.5140	2,100.00
<b>Total Wages &amp; Salaries</b>		<b>2,100.00</b>
<b>Total Transportation</b>		<b>2,100.00</b>

**Technology Dept.****Other**

Internet	101.700.5325	500.00
Network Equipment & Supplies	101.700.5431	(10,000.00)
<b>Total Other Expense</b>		<b>(9,500.00)</b>
<b>Total Technology Dept.</b>		<b>(9,500.00)</b>

**Mayor's Office****Personal Services**

Wages - Safety Director	101.701.5106	500.00
<b>Total Wages &amp; Salaries</b>		<b>500.00</b>
<b>Total Mayor's Office</b>		<b>500.00</b>

**Legal Administration****Personal Services**

Legal Retainer	101.703.5114	2,000.00
<b>Total Wages &amp; Salaries</b>		<b>2,000.00</b>

<b><u>Other</u></b>		
P. E. R. S.	101.703.5220	250.00
Medicare	101.703.5260	50.00
Consulting Services	101.703.5318	14,500.00
<b>Total Other Expense</b>		<b>14,800.00</b>
<b>Total Legal Department</b>		<b>16,800.00</b>
 <b><u>Administrative Support Service Dept.</u></b>		
<b><u>Other</u></b>		
Uniforms	101.704.5270	200.00
Schools & Training	101.704.5513	(10,000.00)
<b>Total Other Expense</b>		<b>(9,800.00)</b>
<b>Total Service Department</b>		<b>(9,800.00)</b>
 <b><u>Municipal Court Costs &amp; Fees</u></b>		
<b><u>Other</u></b>		
Court Costs & Fees	101.706.5315	(15,000.00)
<b>Total Other Expense</b>		<b>(15,000.00)</b>
<b>Total Municipal Court</b>		<b>(15,000.00)</b>
 <b><u>Lands &amp; Buildings</u></b>		
<b><u>Other</u></b>		
Landscaping Services	101.708.5352	(10,000.00)
<b>Total Other Expense</b>		<b>(10,000.00)</b>
<b>Total Lands &amp; Buildings</b>		<b>(10,000.00)</b>
 <b><u>Engineering</u></b>		
<b><u>Other</u></b>		
Engineering Fees	101.709.5360	(15,000.00)
<b>Total Other Expense</b>		<b>(15,000.00)</b>
<b>Total Engineering Fees</b>		<b>(15,000.00)</b>
 <b><u>County Auditor Deductions</u></b>		
<b><u>Other</u></b>		
County Treasurer Fees	101.710.5390	(5,000.00)
Workers Compensation	101.710.5391	(25,000.00)
<b>Total Other Expense</b>		<b>(30,000.00)</b>
<b>Total County Auditor Deductions</b>		<b>(30,000.00)</b>
 <b><u>Administrative Support</u></b>		
<b><u>Other</u></b>		
Insurance	101.711.5330	600.00
Renovation/Demolition Costs	101.711.5376	(20,000.00)
Fireworks	101.711.5481	(3,600.00)
SID Reimbursements	101.711.5715	37,550.61
Transfer to Fund 220	101.711.5906	50,000.00
<b>Total Other Expense</b>		<b>64,550.61</b>
<b>Total Administrative Support</b>		<b>64,550.61</b>
 <b>TOTAL GENERAL FUND:</b>		 <b>58,100.61</b>

**SECTION 3.** That there be appropriated from the Street Construction, Maintenance & Repair Fund:

**SCM&R FUND**

**Personal Services**

Wages - Service - Regular	202.601.5185	18,000.00
<b>Total Wages &amp; Salaries</b>		<b>18,000.00</b>

**Other**

P. E. R. S.	202.601.5220	1,200.00
Street Signs	202.601.5364	(10,000.00)
Freeway Maintenance	202.601.5366	(15,000.00)
Street Lining	202.601.5368	(14,000.00)
Vehicle Lease Payments	202.601.5434	(12,000.00)
Maintenance & Repair	202.601.5564	(15,000.00)
Heavy Equipment Replacement	202.601.5601	(71,000.00)
<b>Total Other Expense</b>		<b>(135,800.00)</b>
<b>TOTAL SCM&amp;R FUND</b>		<b>(117,800.00)</b>

**SECTION 4.** That there be appropriated from the State Highway Fund:

**STATE HIGHWAY IMPROVEMENT FUND**

**Other**

Road Salt	203.601.5465	(20,000.00)
<b>Total Other Expense</b>		<b>(20,000.00)</b>
<b>TOTAL STATE HIGHWAY IMPROVEMENT FUND</b>		<b>(20,000.00)</b>

**SECTION 5.** That there be appropriated from the Street Lighting Fund:

**STREET LIGHTING FUND**

**Other**

Street Lighting	204.502.5326	10,000.00
<b>Total Other Expense</b>		<b>10,000.00</b>
<b>TOTAL STREET LIGHTING FUND</b>		<b>10,000.00</b>

**SECTION 6.** That there be appropriated from the Sewer Disposal Water Pollution Control Fund (Sewer Revenue):

**SEWER REVENUE FUND**

**Personal Services**

Wages - Regular	205.503.5140	(20,000.00)
<b>Total Wages &amp; Salaries</b>		<b>(20,000.00)</b>

**Other**

Hospitalization	205.503.5210	(5,000.00)
Wickliffe Sewer Charges	205.503.5323	(2,000.00)
Sewer Maintenance	205.503.5367	(10,000.00)
Lake County Billing Fees	205.503.5382	20,000.00
County Treasurer Fees	205.503.5390	(2,000.00)
Gas & Oil	205.503.5420	(5,000.00)
Return of Advance to Fund 101	205.711.5977	50,000.00
<b>Total Other Expense</b>		<b>46,000.00</b>
<b>TOTAL SEWER REVENUE FUND</b>		<b>26,000.00</b>

**SECTION 7.** That there be appropriated from the Police & Fire Capital Improvement Fund:

**POLICE & FIRE CAPITAL IMPROVEMENT FUND**

**Other**

Small Equipment - Fire	207.102.5430	(7,000.00)
Capital Improvements - Fire	207.102.5611	(14,000.00)
BWC Grant Expenses	207.102.5516	32,370.00
<b>Total Other Expense</b>		<b>11,370.00</b>
<b>TOTAL POLICE &amp; FIRE CAPITAL FUND</b>		<b>11,370.00</b>

**SECTION 8.** That there be appropriated from the Fire Emergency Rescue Fund:

**FIRE EMERGENCY RESCUE FUND**

**Personal Services**

Wages - Firefighters & Officers	208.102.5138	40,000.00
<b>Total Wages &amp; Salaries</b>		<b>40,000.00</b>

**Other**

P. E. R. S.	208.102.5220	800.00
Medicare	208.102.5260	600.00
Social Security	208.102.5265	3,000.00
Clothing - Original Issue	208.102.5271	(9,000.00)
<b>Total Other Expense</b>		<b>(4,600.00)</b>
<b>TOTAL FIRE EMERGENCY RESCUE FUND</b>		<b>35,400.00</b>

**SECTION 9.** That there be appropriated from the Sanitary & Sewer Lateral Levy Fund:

**SANITARY & STORM SEWER LATERAL LEVY FUND**

**Other**

Engineering	211.503.5360	(7,000.00)
Sewer Lateral Repairs	211.503.5569	(85,000.00)
<b>Total Other Expense</b>		<b>(92,000.00)</b>
<b>TOTAL SANITARY &amp; STORM SEWER LATERAL LEVY FUND</b>		<b>(92,000.00)</b>

**SECTION 10.** That there be appropriated from the Street Improvement Levy Fund:

**STREET IMPROVEMENT LEVY FUND**

**Other**

Engineering Fees	213.601.5360	80,000.00
Street Resurfacing-E. 327th St. Phase 2	213.916.5367	23,000.00
<b>Total Other Expense</b>		<b>103,000.00</b>
<b>TOTAL STREET IMPROVEMENT LEVY FUND</b>		<b>103,000.00</b>

**SECTION 11.** That there be appropriated from the Permissive License Fee Fund:

**PERMISSIVE LICENSE FEE FUND**

**Other**

Street Resurface & Repair	215.601.5367	(15,000.00)
---------------------------	--------------	-------------

**Total Other Expense** (15,000.00)  
**TOTAL PERMISSIVE LICENSE FEE FUND** (15,000.00)

**SECTION 12.** That there be appropriated from the Senior Citizens Center Fund:

**SENIOR CITIZENS CENTER FUND**

**Other**

Electricity & Heating 220.304.5320 150.00  
**Total Other Expense** 150.00  
**TOTAL SENIOR CITIZENS CENTER FUND** 150.00

**SECTION 13.** That there be appropriated from the Local Fiscal Recovery/ARPA Fund:

**LOCAL FISCAL RECOVERY/ARPA FUND**

**Other**

Capital Improvement 228.303.5600 (45,405.35)  
Capital Improvement-Fairway Storm Sewer 228.917.5360 (37,500.00)  
**Total Other Expense** (82,905.35)  
**TOTAL LOCAL FISCAL RECOVERY/ARPA FUND** (82,905.35)

**SECTION 14.** That there be appropriated from the Law Enforcement Continuing Training Fund:

**LAW ENFORCEMENT CONTINUING TRAINING FUND**

**Personal Services**

Wages-Police Officers 232.101.5135 8,089.53  
**Total Wages & Salaries** 8,089.53  
**TOTAL LAW ENFORCEMENT CONTINUING TRAINING FUND** 8,089.53

**SECTION 15.** That there be appropriated from the Earned Benefits Fund:

**EARNED BENEFITS FUND**

**Other**

Retirement Benefit Payout-Police 240.101.5195 (36,500.00)  
**Total Other Expense** (36,500.00)  
**TOTAL EARNED BENEFITS FUND** (36,500.00)

**SECTION 16.** That there be appropriated from the Municipal Tax Increment Equiv. Fund:

**MUNICIPAL TAX INCREMENT EQUIV. FUND**

**Other**

PILOT Reimbursement to W/E Schools 302.711.5720 11,000.00  
**Total Other Expense** 11,000.00  
**TOTAL MUNICIPAL TAX INCREMENT EQUIV. FUND** 11,000.00

**SECTION 17.** That there be appropriated from the E. 328th Sewer Improvement Phase 2 Fund:

**E. 328TH SEWER IMPROVEMENT PHASE 2 FUND**

**Other**

Return of Advance to Fund 205	430.915.5978	(70,500.00)
<b>Total Other Expense</b>		<b>(70,500.00)</b>
<b>TOTAL E. 328TH SEWER IMPROVEMENT PHASE 2 FUND</b>		<b>(70,500.00)</b>

**SECTION 18.** That there be appropriated from the Fairway Storm Sewer Improvement Fund:

**FAIRWAY STORM SEWER IMPROVEMENT FUND**

**Other**

Engineering Fees	432.917.5360	37,500.00
Capital Improvement	432.917.5600	(553,475.00)
<b>Total Other Expense</b>		<b>(515,975.00)</b>
<b>TOTAL FAIRWAY STORM SEWER IMPROVEMENT FUND</b>		<b>(515,975.00)</b>

**SECTION 19.** That there be appropriated from the Security Deposits Fund:

**SECURITY DEPOSITS FUND**

**Other**

Engineering Fees	802.711.5360	(7,000.00)
Deposit Refunds	802.711.5970	7,000.00
<b>Total Other Expense</b>		<b>-</b>
<b>TOTAL SECURITY DEPOSIT FUND</b>		<b>-</b>

**SECTION 20.** That there be appropriated from the Donations & Bequests Fund:

**Other**

Donation Purchases	803.811.5800	(17,000.00)
<b>Total Donations &amp; Bequests Fund</b>		<b>(17,000.00)</b>
<b>TOTAL DONATIONS &amp; BEQUESTS FUND:</b>		<b>(17,000.00)</b>

**TOTAL ALL FUNDS** (704,570.21)

**SECTION 21.** That the Finance Director is hereby authorized to make expenditures or payments from any of the foregoing appropriations upon receiving proper certification and vouchers therefore, approved by the Board of Officers authorized by law to approve the same, or an Ordinance or Resolution of Council to make the expenditures; provided that no warrants shall be drawn or paid for salaries or wages except to persons employed by authority of and in accordance with law or ordinance.

**SECTION 22.** All formal actions of this Council concerning the passage of this Ordinance were adopted in an open meeting, and that all deliberations of this Council, or any of its Committees, which resulted in such formal action, were in meetings open to the public, in compliance with all legal requirements, including Section 3.12 of the Charter of the City of Willowick and Section 121.22 of the Ohio Revised Code.

**SECTION 23.** That the Clerk of Council be and she is hereby requested to deliver a certified copy of this Ordinance to the Lake County Auditor.

**SECTION 24.** That this Ordinance is hereby declared and determined to be an emergency measure necessary for the preservation of the public peace, health and safety of said City for the reason that immediate provision must be made for the appropriation herein provided for and it shall, therefore, be in effect immediately upon its approval by the Mayor of the City.



**PASSED:** \_\_\_\_\_, 2023

**Submitted to the Mayor for his approval**  
**on \_\_\_\_\_, 2023**

**ATTEST:**

\_\_\_\_\_  
**Clerk of Council**

\_\_\_\_\_  
**Council President**

**Approved by the Mayor on**  
\_\_\_\_\_, 2023

\_\_\_\_\_  
**Mayor**

ORDINANCE NO. 2023 - 57

AN ORDINANCE TO MAKE APPROPRIATIONS FOR CURRENT EXPENSES AND OTHER EXPENDITURES OF THE CITY OF WILLOWICK, STATE OF OHIO, DURING THE FIRST QUARTER OF CALENDAR YEAR ENDING DECEMBER 31, 2024, AND DECLARING AN EMERGENCY.

SECTION 1. Be it ordained by the Council of the City of Willowick, State of Ohio, that to provide for the current expenses and other expenditures of said City of Willowick during the first quarter of the calendar year ending December 31, 2024, that the following sums be and they are hereby set aside and appropriated as follows:

SECTION 2. That there be appropriated from the General Fund:

GENERAL FUND

Security of Persons & Property

Safety Communications Dept.

Personal Services

Wages - Clerk Dispatchers	101.100.5136	150,000.00
Wages - Overtime	101.100.5199	4,000.00
<b>Total Salaries &amp; Wages</b>		<b>154,000.00</b>

Other

Hospitalization	101.100.5210	40,000.00
P. E. R. S.	101.100.5220	21,000.00
Medicare	101.100.5260	2,300.00
Uniform Allowance	101.100.5270	-
Schools & Training	101.100.5513	750.00
<b>Total Other Expense</b>		<b>64,050.00</b>
<b>Total Safety Communications Department</b>		<b>218,050.00</b>

Police Law Enforcement

Personal Services

Wages - Police Officers	101.101.5135	630,000.00
Wages - School Guards	101.101.5137	5,800.00
Retirement Benefit Payout	101.101.5195	-
Wages - Overtime	101.101.5199	40,000.00
<b>Total Wages and Salaries</b>		<b>675,800.00</b>

Other

Hospitalization	101.101.5210	150,000.00
P. E. R. S.	101.101.5220	1,500.00
Police State Pension (Transfer)	101.101.5230	98,000.00
Medicare	101.101.5260	9,900.00
Uniform Allowance	101.101.5270	300.00
Telephone	101.101.5324	4,500.00
Insurance	101.101.5330	45,000.00
Gas & Oil	101.101.5420	15,000.00
Small Equip & Supplies	101.101.5430	6,500.00
Schools & Training	101.101.5513	5,500.00
Office Supplies	101.101.5521	2,700.00
Prisoner Care	101.101.5532	2,100.00
DARE Expenses	101.101.5534	-

Public Relations & Education	101.101.5535	450.00
Emergency 9-1-1	101.101.5560	1,500.00
Radio	101.101.5561	6,000.00
Maintenance & Repair	101.101.5564	20,000.00
Miscellaneous Expenses	101.101.5568	700.00
Capital Improvement	101.101.5600	-
<b>Total Other Expense</b>		<b>369,650.00</b>
<b>Total Police Department</b>		<b>1,045,450.00</b>

**Fire Prevention & Inspection****Personal Services**

Wages - Director/Chief	101.102.5120	21,000.00
Wages - Firefighters & Officers	101.102.5138	270,000.00
Wages - Secretary	101.102.5191	8,500.00
Retirement Benefit Payout	101.102.5195	-
Wages - Overtime	101.102.5199	150.00
<b>Total Wages &amp; Salaries</b>		<b>299,650.00</b>

**Other**

Hospitalization	101.102.5210	10,000.00
P. E. R. S.	101.102.5220	2,400.00
Police & Fire Pension	101.102.5230	4,000.00
Medicare	101.102.5260	4,200.00
Social Security	101.102.5265	15,500.00
Clothing - Original Issue	101.102.5271	5,000.00
Replacement Safety Clothing	101.102.5272	8,000.00
Professional Services	101.102.5319	-
Telephone	101.102.5324	1,400.00
Insurance	101.102.5330	20,000.00
Contract Services	101.102.5354	-
EMS Collection Fees	101.102.5385	5,200.00
Gas & Oil	101.102.5420	3,500.00
Small Equip & Supplies	101.102.5430	5,500.00
Vehicle Lease Payments	101.102.5434	950.00
Schools & Training	101.102.5513	2,300.00
Office Supplies	101.102.5521	1,350.00
Honor Guard	101.102.5533	-
Public Relations & Education	101.102.5535	1,800.00
Radio	101.102.5561	1,200.00
Maintenance & Repair	101.102.5564	15,000.00
Capital Imp. Fire	101.102.5611	-
Transfer for Fund 208	101.102.5901	-
<b>Total Other Expense</b>		<b>107,300.00</b>
<b>Total Fire Department</b>		<b>406,950.00</b>

**Public Health & Welfare****Other**

Health District Charges	101.201.5392	75,000.00
<b>Total Other Expense</b>		<b>75,000.00</b>
<b>Total Public Health &amp; Welfare</b>		<b>75,000.00</b>

**Leisure Time Activities**

**Parks & Playgrounds**

**Personal Services**

Wages - Parks - Regular	101.301.5140	55,000.00
Wages - Summer Employees	101.301.5143	-
Retirement Benefit Payout	101.301.5195	-
Wages - Overtime	101.301.5199	4,000.00
<b>Total Wages &amp; Salaries</b>		<b>59,000.00</b>

**Other**

Hospitalization	101.301.5210	24,000.00
Cobra Hospitalization	101.301.5211	-
P. E. R. S.	101.301.5220	8,500.00
Medicare	101.301.5260	900.00
Electricity & Heating	101.301.5320	20,000.00
Water	101.301.5322	2,100.00
Gas & Oil	101.301.5420	2,500.00
Small Equip & Supplies	101.301.5430	500.00
Vehicle Lease Payments	101.301.5434	4,800.00
Cleaning Supplies	101.301.5460	3,300.00
Park Repairs	101.301.5563	10,000.00
Maintenance & Repair	101.301.5564	500.00
Capital Improvements	101.301.5600	-
<b>Total Other Expense</b>		<b>77,100.00</b>
<b>Total Parks Department</b>		<b>136,100.00</b>

**Swimming Pools**

**Personal Services**

Wages - Leisure & Regular	101.302.5150	-
<b>Total Wages &amp; Salaries</b>		<b>-</b>
P.E.R.S.	101.302.5220	-
Medicare	101.302.5260	-
Water	101.302.5322	-
Small Equip & Supplies	101.302.5430	3,000.00
Swimming Pool Supplies	101.302.5451	1,100.00
Swimming Pool Chemicals	101.302.5452	6,600.00
Training	101.302.5513	900.00
Swimming Pool Repairs	101.302.5566	4,700.00
Capital Improvement	101.302.5600	14,500.00
<b>Total Other Expense</b>		<b>30,800.00</b>
<b>Total Swimming Pools</b>		<b>30,800.00</b>

**Recreation Programs (including Camp)**

**Personal Services**

Wages - Director/Chief	101.303.5120	28,000.00
Wages - Leisure - Regular	101.303.5150	21,000.00
Wages - Playground Supervisor	101.303.5151	19,000.00
Wages - Ball Diamond	101.303.5153	3,300.00
Wages - Secretary	101.303.5191	14,500.00

Wages - Overtime	101.303.5199	250.00
<b>Total Wages &amp; Salaries</b>		<b>86,050.00</b>
<b><u>Other</u></b>		
Hospitalization	101.303.5210	12,000.00
P. E. R. S.	101.303.5220	12,000.00
Medicare	101.303.5260	1,250.00
Insurance	101.303.5330	33,000.00
Contract Umpires	101.303.5350	-
Contract Officials	101.303.5351	5,000.00
Contract Instructors	101.303.5354	300.00
Small Equipment & Supplies	101.303.5430	2,800.00
League Supplies	101.303.5433	850.00
Vehicle Lease Payments	101.303.5434	1,800.00
Fee Fund Supplies	101.303.5454	1,050.00
Recreation Program Supplies	101.303.5456	9,600.00
Concessions	101.303.5457	300.00
Youth Basketball Expenses	101.303.5458	5,000.00
Youth Baseball Expenses	101.303.5459	-
Paver Bricks Engraving	101.303.5470	60.00
Training	101.303.5513	500.00
Office Supplies	101.303.5521	3,000.00
Maintenance & Repair	101.303.5564	5,500.00
Capital Improvement	101.303.5600	-
Grant March	101.303.5602	-
Capital Improvement - Grant	101.303.5613	-
<b>Total Other Expense</b>		<b>94,010.00</b>
<b>Total Recreation</b>		<b>180,060.00</b>
<b><u>Housing &amp; Building Inspection</u></b>		
Wages - Director/Chief	101.401.5120	27,000.00
Wages - Housing Inspectors	101.401.5125	27,000.00
Wages - Secretary	101.401.5191	15,000.00
Retirement Benefit Payout	101.401.5195	-
Wages - Overtime	101.401.5199	225.00
<b>Total Wages &amp; Salaries</b>		<b>69,225.00</b>
<b><u>Other</u></b>		
Hospitalization	101.401.5210	19,000.00
P. E. R. S.	101.401.5220	9,500.00
Medicare	101.401.5260	1,000.00
Professional Services	101.401.5319	-
Telephone	101.401.5324	300.00
Contract Services	101.401.5354	3,000.00
Gas & Oil	101.401.5420	1,200.00
Small Equip & Supplies	101.401.5430	300.00
Vehicle Lease Payments	101.401.5434	3,500.00
Schools & Training	101.401.5513	300.00
Office Supplies	101.401.5521	1,800.00
Maintenance & Repair	101.401.5564	2,850.00
Misc Expenses	101.401.5568	-
Capital Improvements	101.401.5600	-

<b>Total Other Expense</b>		42,750.00
<b>Total Building Department</b>		<b>111,975.00</b>

**Vacant Property Inspection****Personal Services**

Wages - Vacant Property Inspector	101.403.5124	-
<b>Total Wages &amp; Salaries</b>		-

**Other**

P. E. R. S.	101.403.5220	-
Medicare	101.403.5260	-
Telephone	101.403.5324	-
Gas & Oil	101.403.5420	-
Office Supplies	101.403.5521	-
Equipment Maintenance	101.403.5564	-
<b>Total Other Expense</b>		-
<b>Total Vacant Property Inspection Department</b>		-

**Garbage & Refuse Collection****Other**

Yardwaste Disposal	101.501.5362	1,300.00
Curbside Recycling	101.501.5363	600.00
<b>Total Other Expense</b>		1,900.00
<b>Total Refuse Collection</b>		<b>1,900.00</b>

**Transportation****Personal Services**

Wages - Regular	101.601.5140	46,000.00
Wages - Service Summer Employees	101.601.5143	-
Retire Benefit Payout	101.601.5195	-
Wages - Overtime	101.601.5199	5,000.00
<b>Total Wages &amp; Salaries</b>		51,000.00

**Other**

Hospitalization	101.601.5210	13,500.00
P. E. R. S.	101.601.5220	6,800.00
Medicare	101.601.5260	700.00
Telephone	101.601.5324	-
Engineering Fees	101.601.5360	-
Sand - Gravel - Concrete	101.601.5410	-
Small Equipment & Supplies	101.601.5430	750.00
Tools	101.601.5440	450.00
Maintenance & Repair	101.601.5564	400.00
Capital Improvement	101.601.5600	-
Heavy Equipment Replacement	101.601.5601	-
Transfer to State Highway Imp.	101.601.5902	-
<b>Total Other Expense</b>		22,600.00
<b>Total Transportation</b>		<b>73,600.00</b>

**Technology Dept.****Personal Services**

Wages - IT Director	101.700.5170	-
Wages - Part Time	101.700.5198	800.00
<b>Total Wages &amp; Salaries</b>		<b>800.00</b>

**Other**

P. E. R. S.	101.700.5220	150.00
Medicare	101.700.5260	20.00
Professional Services	101.700.5319	6,500.00
Internet	101.700.5325	2,800.00
Network Equipment & Supplies	101.700.5431	8,000.00
<b>Total Other Expense</b>		<b>17,470.00</b>
<b>Total Technology Dept.</b>		<b>18,270.00</b>

**Mayor's Office****Personal Services**

Wages - Mayor	101.701.5105	18,000.00
Wages - Safety Director	101.701.5106	9,000.00
Wages - Secretary	101.701.5191	15,500.00
Wages - Overtime	101.701.5199	500.00
<b>Total Wages &amp; Salaries</b>		<b>43,000.00</b>

**Other**

Hospitalization	101.701.5210	9,500.00
P. E. R. S.	101.701.5220	6,020.00
Medicare	101.701.5260	625.00
Contract Services	101.701.5354	-
Small Equip & Supplies	101.701.5430	150.00
Schools & Training	101.701.5513	2,500.00
<b>Total Other Expenses</b>		<b>18,795.00</b>
<b>Total Mayor's Office</b>		<b>61,795.00</b>

**Finance Administration****Personal Services**

Wages - Director/Chief	101.702.5120	33,500.00
Wages - Finance Staff	101.702.5160	32,500.00
Retirement Benefit Payout	101.702.5195	-
<b>Total Wages &amp; Salaries</b>		<b>66,000.00</b>

**Other**

Hospitalization	101.702.5210	21,500.00
P. E. R. S.	101.702.5220	9,200.00
Medicare	101.702.5260	1,000.00
Contract Employees	101.702.5354	-
Bank Service Charges	101.702.5383	-
Small Equip & Supplies	101.702.5430	19,000.00
Schools & Training	101.702.5513	600.00
Capital Improvements	101.702.5600	-
<b>Total Other Expense</b>		<b>51,300.00</b>

**Total Finance Department****117,300.00****Legal Administration****Personal Services**

Legal Retainer	101.703.5114	24,500.00
<b>Total Wages &amp; Salaries</b>		<b>24,500.00</b>

**Other**

P. E. R. S.	101.703.5220	3,500.00
Medicare	101.703.5260	350.00
Legal Advertising	101.703.5310	2,500.00
Consulting Services	101.703.5318	16,500.00
Law Books & Periodicals	101.703.5512	150.00
Schools & Training	101.703.5513	150.00
Miscellaneous Expenses	101.703.5568	150.00
<b>Total Other Expense</b>		<b>23,300.00</b>
<b>Total Legal Department</b>		<b>47,800.00</b>

**Administrative Support Service Dept.****Personal Services**

Wages - Director/Chief	101.704.5120	27,000.00
Wages - Secretary	101.704.5191	15,500.00
Wages - Overtime	101.704.5199	150.00
<b>Total Wages &amp; Salaries</b>		<b>42,650.00</b>

**Other**

Hospitalization	101.704.5210	20,000.00
P. E. R. S.	101.704.5220	6,000.00
Medicare	101.704.5260	650.00
Uniforms	101.704.5270	6,000.00
Telephone	101.704.5324	650.00
Contract Services	101.704.5354	4,500.00
Gas & Oil	101.704.5420	4,000.00
Small Equip & Supplies	101.704.5430	1,950.00
Vehicle Lease Payments	101.704.5434	3,000.00
Schools & Training	101.704.5513	5,000.00
Office Supplies	101.704.5521	1,800.00
Radio	101.704.5561	150.00
Maintenance & Repair	101.704.5564	1,650.00
Stormwater Management	101.704.5604	4,500.00
<b>Total Other Expense</b>		<b>59,850.00</b>
<b>Total Service Department</b>		<b>102,500.00</b>

**Legislative****Personal Services**

Wages - Council Salaries	101.705.5110	21,600.00
Wages - Council Clerk	101.705.5113	-
<b>Total Wages &amp; Salaries</b>		<b>21,600.00</b>



**Other**

P. E. R. S.	101.705.5220	3,100.00
Medicare	101.705.5260	400.00
Social Security	101.705.5265	25.00
Small Equip & Supplies	101.705.5430	300.00
Miscellaneous Expenses	101.705.5568	3,000.00
<b>Total Other Expense</b>		<b>6,825.00</b>
<b>Total General Govt.</b>		<b>28,425.00</b>

**Municipal Court Costs & Fees****Other**

Court Costs & Fees	101.706.5315	30,000.00
Jury & Witness Fees	101.706.5316	5.00
<b>Total Other Expense</b>		<b>30,005.00</b>
<b>Total Municipal Court</b>		<b>30,005.00</b>

**Civil Service Commission****Other**

Civil Service Operations	101.707.5317	4,000.00
Training	101.707.5513	150.00
<b>Total Other Expense</b>		<b>4,150.00</b>
<b>Total Civil Service Commission Operations</b>		<b>4,150.00</b>

**Lands & Buildings****Personal Services**

Wages - Regular	101.708.5140	16,000.00
Wages - Overtime	101.708.5199	2,000.00
<b>Total Wages &amp; Salaries</b>		<b>18,000.00</b>

**Other**

Hospitalization	101.708.5210	6,800.00
P. E. R. S.	101.708.5220	2,500.00
Medicare	101.708.5260	300.00
Electricity & Heating	101.708.5320	24,000.00
Water	101.708.5322	1,500.00
Landscaping Services	101.708.5352	10,000.00
Contract Cleaning Service	101.708.5353	-
Street Signs	101.708.5364	1,500.00
Small Equip & Supplies	101.708.5430	2,900.00
Cleaning Supplies	101.708.5460	5,000.00
Maintenance & Repair	101.708.5564	38,000.00
Capital Improvements	101.708.5600	-
<b>Total Other Expense</b>		<b>92,500.00</b>
<b>Total Lands &amp; Buildings</b>		<b>110,500.00</b>

**Engineering****Other**

Engineering Fees	101.709.5360	34,000.00
------------------	--------------	-----------

<b>Total Other Expense</b>		34,000.00
<b>Total Engineering Fees</b>		<b>34,000.00</b>

**County Auditor Deductions****Other**

State Auditors Fees	101.710.5380	60,000.00
State Prop Admin Fees	101.710.5386	240.00
County Treasurer Fees	101.710.5390	28,500.00
Workers Compensation	101.710.5391	10,000.00
County Election Fees	101.710.5393	2,000.00
County Delinquent Land Advertising	101.710.5394	500.00
<b>Total Other Expense</b>		101,240.00
<b>Total County Auditor Deductions</b>		<b>101,240.00</b>

**Administrative Support****Other**

Contingent Liability	101.711.5220	1,500.00
Professional Services	101.711.5319	5,500.00
Telephone	101.711.5324	9,600.00
Insurance	101.711.5330	40,000.00
Unemployment Compensation	101.711.5331	1,500.00
Charge for Income Tax Collections	101.711.5340	36,000.00
Ohio Municipal League	101.711.5371	-
Codification	101.711.5372	6,000.00
Land Acquisitions	101.711.5375	-
Renovation/Demolition Costs	101.711.5376	12,000.00
Small Equip & Supplies	101.711.5430	1,500.00
Network Equip & Supplies	101.711.5431	-
Schools & Training	101.711.5513	-
BWC Grant Expenses	101.711.5516	-
Office Supplies	101.711.5521	5,500.00
Miscellaneous Expenses	101.711.5568	4,000.00
Capital Improvements	101.711.5600	-
Transfer to Fund 301	101.711.5904	-
Transfer to Fund 401	101.711.5905	-
Transfer to Fund 220	101.711.5906	-
Transfer to Fund 218	101.711.5909	-
Transfer to Fund 211	101.711.5913	-
Transfer to Fund 213	101.711.5916	-
Transfer to Fund 240	101.711.5921	-
Transfer to Fund 230	101.711.5923	-
Transfer to Fund 420	101.711.5924	-
Transfer to Fund 225	101.711.5925	-
Transfer to Fund 227	101.711.5934	-
Refunds	101.711.5971	2,500.00
Unclaimed Funds	101.711.5972	600.00
Advance Fund 214	101.711.5975	-
Advance Fund 213	101.711.5976	-
Advance Fund 223	101.711.5989	-
Advance Fund 205	101.711.5990	-
Advance Fund 224	101.711.5992	-

Advance Fund 225	101.711.5993	-
Advance Fund 227	101.711.5995	-
Advance Fund 420	101.711.5998	-
Advance Fund 433	101.711.5991	60,700.00
<b>Total Other Expense</b>		<b>186,900.00</b>
<b>Total Administrative Support</b>		<b>186,900.00</b>

**Public Relations**

Public Relations	101.713.5535	-
<b>Total Public Relations</b>		<b>-</b>

**Economic Development**

Professional Services	101.714.5319	-
Contract Services	101.714.5354	2,500.00
<b>Total Economic Development</b>		<b>2,500.00</b>

**TOTAL GENERAL FUND: 3,125,270.00**

**SECTION 3.** That there be appropriated from the Street Construction, Maintenance & Repair Fund:

**SCM&R FUND****Personal Services**

Wages - Summer Employment	202.601.5143	-
Wages - Service - Regular	202.601.5185	74,000.00
Retirement Benefit Payout	202.601.5195	-
Wages - Overtime	202.601.5199	6,000.00
<b>Total Wages &amp; Salaries</b>		<b>80,000.00</b>

**Other**

Hospitalization	202.601.5210	25,000.00
P. E. R. S.	202.601.5220	11,000.00
Medicare	202.601.5260	1,150.00
Street Signs	202.601.5364	4,500.00
Freeway Maintenance	202.601.5366	10,000.00
Street Resurface & Repair	202.601.5367	7,000.00
Street Lining	202.601.5368	-
Small Equipment & Supplies	202.601.5430	500.00
Vehicle Lease Payments	202.601.5434	3,000.00
Tools	202.601.5440	1,300.00
Maintenance & Repair	202.601.5564	9,000.00
Contract Construction	202.601.5600	-
Heavy Equipment Replacement	202.601.5601	-
Note Principal	202.711.5703	-
Note Interest	202.711.5704	-
<b>Total Other Expense</b>		<b>72,450.00</b>
<b>TOTAL SCM&amp;R FUND</b>		<b>152,450.00</b>

**SECTION 4.** That there be appropriated from the State Highway Fund:

**STATE HIGHWAY IMPROVEMENT FUND****Other**

Road Salt	203.601.5465	37,500.00
<b>Total Other Expense</b>		<b>37,500.00</b>
<b>TOTAL STATE HIGHWAY IMPROVEMENT FUND</b>		<b>37,500.00</b>

**SECTION 5.** That there be appropriated from the Street Lighting Fund:

**STREET LIGHTING FUND****Other**

Street Lighting	204.502.5326	65,000.00
Engineering Fees	204.502.5360	-
State Prop Admin Fees	204.502.5386	20.00
County Treasurer Fees	204.502.5390	1,875.00
Small Equipment & Supplies	204.502.5430	450.00
Equipment Maintenance	204.502.5564	-
Capital Improvement	204.502.5600	-
<b>Total Other Expense</b>		<b>67,345.00</b>
<b>TOTAL STREET LIGHTING FUND</b>		<b>67,345.00</b>

**SECTION 6.** That there be appropriated from the Sewer Disposal Water Pollution Control Fund (Sewer Revenue):

**SEWER REVENUE FUND****Personal Services**

Wages - Regular	205.503.5140	94,000.00
Wages - Summer Employees	205.503.5143	-
Retirement Benefit Payout	205.503.5195	-
Wages - Overtime	205.503.5199	3,750.00
<b>Total Wages &amp; Salaries</b>		<b>97,750.00</b>

**Other**

Hospitalization	205.503.5210	30,000.00
P. E. R. S.	205.503.5220	14,000.00
Medicare	205.503.5260	900.00
Wickliffe Sewer Charges	205.503.5323	20,500.00
Insurance	205.503.5330	20,000.00
Contract Services	205.503.5354	-
Euclid Disposal Plant	205.503.5361	775,000.00
Sewer Maintenance	205.503.5367	12,000.00
Lake County Billing Fees	205.503.5382	26,000.00
County Treasurer Fees	205.503.5390	7,875.00
Gas & Oil	205.503.5420	6,000.00
Small Equipment & Supplies	205.503.5430	500.00
Vehicle Lease Payments	205.503.5434	3,000.00
Schools & Training	205.503.5513	250.00
Maintenance & Repair	205.503.5564	3,000.00
Miscellaneous Expenses	205.503.5568	-
Sewer Lateral Repairs	205.503.5569	-
Capital Improvements	205.503.5600	-
General Refunds	205.503.5971	300.00
Engineering Fees	205.709.5360	25,000.00

Note Principal	205.711.5703	138,635.00
Note Interest	205.711.5704	6,530.00
Transfer to Fund 422	205.711.5919	-
Return of Advance to Fund 101	205.711.5977	-
Transfer to Fund 426	205.908.5930	-
Transfer to Fund 428	205.911.5932	-
Transfer to Fund 429	205.912.5933	-
<b>Total Other Expense</b>		<b>1,089,490.00</b>
<b>TOTAL SEWER REVENUE FUND</b>		<b>1,187,240.00</b>

**SECTION 7.** That there be appropriated from the Police & Fire Capital Improvement Fund:

**POLICE & FIRE CAPITAL IMPROVEMENT FUND**

**Other**

Small Equipment - Police	207.101.5430	3,000.00
Capital Improvements - Police	207.101.5610	5,000.00
Lease Principal-Police	207.101.5703	-
Lease Interest-Police	207.101.5704	-
Small Equipment - Fire	207.102.5430	3,000.00
Capital Improvements - Fire	207.102.5611	5,000.00
State Prop Admin Fees	207.710.5386	25.00
County Treasurer Fees	207.710.5390	2,250.00
Note Principal-Fire	207.711.5703	65,000.00
Note Interest-Fire	207.711.5704	10,730.00
Transfer to Fund 301	207.711.5904	-
Transfer to Fund 223	207.711.5989	-
<b>Total Other Expense</b>		<b>94,005.00</b>
<b>TOTAL POLICE &amp; FIRE CAPITAL FUND</b>		<b>94,005.00</b>

**SECTION 8.** That there be appropriated from the Fire Emergency Rescue Fund:

**FIRE EMERGENCY RESCUE FUND**

**Personal Services**

Wages - Director/Chief	208.102.5120	17,000.00
Wages - Firefighters & Officers	208.102.5138	220,000.00
Wages - Secretary	208.102.5191	7,000.00
Retirement Benefit Payout	208.102.5195	-
Wages - Overtime	208.102.5199	150.00
<b>Total Wages &amp; Salaries</b>		<b>244,150.00</b>

**Other**

Hospitalization	208.102.5210	8,200.00
P. E. R. S.	208.102.5220	2,000.00
Police & Fire Pension	208.102.5230	3,200.00
Medicare	208.102.5260	3,400.00
Social Security	208.102.5265	13,000.00
Clothing - Original Issue	208.102.5271	4,000.00
Replacement Safety Clothing	208.102.5272	6,700.00
Professional Services	208.102.5319	-
Telephone	208.102.5324	1,150.00
Insurance	208.102.5330	18,000.00

Engineering Fees	208.102.5360	-
EMS Collection Fees	208.102.5385	4,200.00
State Prop Admin Fees	208.102.5386	60.00
County Treasurer Fees	208.102.5390	6,000.00
Gas & Oil	208.102.5420	2,700.00
Small Equipment & Supplies	208.102.5430	4,500.00
Vehicle Lease Payments	208.102.5434	750.00
Schools & Training	208.102.5513	1,900.00
EMS Grant Expenses	208.102.5515	-
Office Supplies	208.102.5521	1,100.00
Radio	208.102.5561	950.00
Maintenance & Repair	208.102.5564	7,400.00
Capital Improvements	208.102.5600	-
<b>Total Other Expense</b>		<b>89,210.00</b>
<b>TOTAL FIRE EMERGENCY RESCUE FUND</b>		<b>333,360.00</b>

**SECTION 9.** That there be appropriated from the Sanitary & Sewer Lateral Levy Fund:

**SANITARY & STORM SEWER LATERAL LEVY FUND**

**Personal Services**

Wages - Regular	211.503.5140	-
Wages - Overtime	211.503.5199	-
<b>Total Wages &amp; Salaries</b>		<b>-</b>

**Other**

P. E. R. S.	211.503.5220	-
Medicare	211.503.5260	-
Engineering	211.503.5360	-
State Prop Admin Fees	211.503.5386	10.00
County Treasurer's Fees	211.503.5390	1,125.00
Sewer Lateral Repairs	211.503.5569	-
Capital Improvements	211.503.5600	-
<b>Total Other Expense</b>		<b>1,135.00</b>
<b>TOTAL SANITARY &amp; STORM SEWER LATERAL LEVY FUND</b>		<b>1,135.00</b>

**SECTION 10.** That there be appropriated from the Street Improvement Levy Fund:

**STREET IMPROVEMENT LEVY FUND**

**Other**

Engineering Fees	213.601.5360	35,000.00
Street Resurfacing & Repair	213.601.5367	790,000.00
Street Lining	213.601.5368	-
Miscellaneous Expenses	213.601.5568	-
Legal Fees	213.711.5318	-
State Prop Admin Fees	213.711.5386	71.00
County Treasurer Fees	213.711.5390	7,550.00
Return Advance Fund 101	213.711.5977	-
Transfer-Fund 429	213.912.5933	-
Street Resurfacing-E. 327th St. Phase 2	213.601.5360	-
<b>Total Other Expense</b>		<b>832,621.00</b>
<b>TOTAL STREET IMPROVEMENT LEVY FUND</b>		<b>832,621.00</b>

**SECTION 11.** That there be appropriated from the Recreation Improvement Levy Fund:

**RECREATION IMPROVEMENT LEVY FUND**

**Other**

Maintenance & Repair	214.302.5564	-
Miscellaneous Expenses	214.302.5568	-
Pool Capital Improvements	214.302.5614	-
Small Equip & Supplies	214.303.5430	-
Miscellaneous Expenses	214.303.5568	-
Recreation Capital Improvements	214.303.5600	-
Engineering	214.709.5360	-
Legal Fees	214.711.5318	-
State Prop Admin Fees	214.711.5386	6.00
County Treasurer Fees	214.711.5390	600.00
Return of Advance to Fund 101	214.711.5977	-
<b>Total Other Expense</b>		<b>606.00</b>
<b>TOTAL RECREATION IMPROVEMENT LEVY FUND</b>		<b>606.00</b>

**SECTION 12.** That there be appropriated from the Permissive License Fee Fund:

**PERMISSIVE LICENSE FEE FUND**

**Other**

Traffic Signals	215.601.5326	12,000.00
Traffic Lights	215.601.5328	4,800.00
Insurance	215.601.5330	15,000.00
Engineering	215.601.5360	-
Street Signs	215.601.5364	900.00
Street Resurface & Repair	215.601.5367	10,000.00
Street Lining	215.601.5368	-
Gas & Oil	215.601.5420	6,000.00
Equipment Maintenance	215.601.5564	-
Miscellaneous Expenses	215.601.5568	-
Capital Improvement	215.601.5600	-
<b>Total Other Expense</b>		<b>48,700.00</b>
<b>TOTAL PERMISSIVE LICENSE FEE FUND</b>		<b>48,700.00</b>

**SECTION 13.** That there be appropriated from the DUI Education & Enforcement Fund:

**DUI EDUCATION & ENFORCEMENT FUND**

**Other**

DUI Education & Enforcement	217.101.5530	450.00
Capital Improvement	217.101.5600	-
<b>Total Other Expense</b>		<b>450.00</b>
<b>TOTAL DUI EDUCATION &amp; ENFORCEMENT FUND</b>		<b>450.00</b>

**SECTION 14.** That there be appropriated from the Drug Law Enforcement Fund:

**DRUG LAW ENFORCEMENT FUND**

**Other**

Equipment & Supplies	218.101.5430	60.00
----------------------	--------------	-------

Training	218.101.5513	150.00
Capital Equipment	218.101.5600	-
<b>Total Other Expense</b>		<b>210.00</b>
<b>TOTAL DRUG LAW ENFORCEMENT FUND</b>		<b>210.00</b>

**SECTION 15.** That there be appropriated from the Senior Citizens Center Fund:

**SENIOR CITIZENS CENTER FUND**

**Personal Services**

Wages	220.304.5120	14,100.00
Retirement Benefit Payout	220.304.5195	-
Wages - Part Time	220.304.5198	6,400.00
<b>Total Wages &amp; Salaries</b>		<b>20,500.00</b>

**Other**

Hospitalization	220.304.5210	3,300.00
P. E. R. S.	220.304.5220	2,900.00
Medicare	220.304.5260	300.00
Electricity & Heating	220.304.5320	1,200.00
Gas & Oil	220.304.5420	-
Small Equip & Supplies	220.304.5430	900.00
Program Supplies	220.304.5453	900.00
Office Supplies	220.304.5521	2,100.00
Maintenance & Repair	220.304.5564	1,500.00
United Way Expenses	220.304.5567	-
Capital Improvement	220.304.5600	-
Levy Fund	220.304.5603	26,000.00
<b>Total Other Expense</b>		<b>39,100.00</b>
<b>TOTAL SENIOR CITIZENS CENTER FUND</b>		<b>59,600.00</b>

**SECTION 16.** That there be appropriated from the Emergency Management Fund:

**EMERGENCY MANAGEMENT FUND**

**Other**

Transfer to Fund 208	221.711.5901	-
Transfer to Fund 202	221.711.5903	-
Transfer to Fund 205	221.711.5907	-
Transfer to Fund 101	221.711.5911	-
Transfer to Fund 221	221.711.5924	-
<b>Total Other Expense</b>		<b>-</b>
<b>TOTAL EMERGENCY MANAGEMENT FUND</b>		<b>-</b>

**SECTION 17.** That there be appropriated from the Homeland Security Grant Fund:

**HOMELAND SECURITY GRANT FUND**

**Other**

Small Equip & Supplies	223.102.5430	-
Capital Improvement	223.102.5600	-
Return of Advance to Fund 101	223.711.5977	-
Return of Advance to Fund 207	223.711.5980	-
<b>Total Other Expense</b>		<b>-</b>



**TOTAL HOMELAND SECURITY GRANT FUND**

-

**SECTION 18.** That there be appropriated from the Community Block Grant Fund:

**COMMUNITY BLOCK GRANT FUND**

**Other**

Return of Advance to 101	224.711.5977	-
CDBG - Hearts & Hammers	224.950.5517	-
Professional Services	224.951.5319	-
<b>Total Other Expense</b>		-
<b>TOTAL COMMUNITY BLOCK GRANT FUND</b>		-

**SECTION 19.** That there be appropriated from the Lakefront Connectivity & Downtown Redevelopment Grant Fund:

**LAKEFRONT CONNECTIVITY & DOWNTOWN REDEVELOPMENT GRANT FUND**

**Other**

Professional Services	225.711.5319	-
Return of Advance to Fund 101	225.711.5977	-
<b>Total Other Expense</b>		-
<b>TOTAL LAKEFRONT CONNECTIVITY &amp; DOWNTOWN GRANT FUND</b>		-

**SECTION 20.** That there be appropriated from the Coronavirus Relief Grant Fund:

**CORONAVIRUS RELIEF GRANT FUND**

**Personal Services**

Wages	226.715.5140	-
Wages - Part Time	226.715.5199	-
<b>Total Wages &amp; Salaries</b>		-

**Other**

P.E.R.S	226.715.5220	-
Police Pension-City	226.715.5230	-
Medicare	226.715.5260	-
Social Security	226.715.5265	-
Professional Services	226.715.5319	-
Unemployment	226.715.5331	-
Small Equipment & Supplies	226.715.5430	-
Network Equipment & Supplies	226.715.5431	-
Cleaning Supplies	226.715.5460	-
Office Supplies	226.715.5521	-
Small Business Grants	226.715.5568	-
Capital Improvements	226.715.5600	-
<b>Total Other Expense</b>		-
<b>TOTAL CORONAVIRUS RELIEF GRANT FUND</b>		-

**SECTION 21.** That there be appropriated from the NOPEC Grant Fund:

**NOPEC GRANT FUND**

**Other**

Engineering Fees	227.709.5360	-
------------------	--------------	---

Capital Improvements	227.711.5600	
<b>Total Other Expense</b>		-
<b>TOTAL NOPEC GRANT FUND</b>		-

**SECTION 22.** That there be appropriated from the Local Fiscal Recovery/ARPA Fund:

**LOCAL FISCAL RECOVERY/ARPA FUND**

**Other**

Small Equipment & Supplies	228.101.5430	-
Capital Improvement-Fire	228.102.5600	356,000.00
Capital Improvement	228.303.5600	-
Capital Improvement	228.503.5600	-
Capital Improvement-CC HVAC	228.711.5600	-
Capital Improvements-E. 328th St. Sewer Phase 2	228.915.5600	-
Capital Improvement-Fairway Storm Sewer	228.917.5360	-
Capital Improvement-E. 305th Sewer Rehab.	228.918.5360	44,000.00
<b>Total Other Expense</b>		400,000.00
<b>TOTAL LOCAL FISCAL RECOVERY/ARPA FUND</b>		<b>400,000.00</b>

**SECTION 23.** That there be appropriated from the Law Enforcement Trust Fund:

**LAW ENFORCEMENT TRUST FUND**

**Other**

Small Equip & Supplies	230.101.5430	-
Miscellaneous Expenses	230.101.5568	-
Capital Imp. - Police	230.101.5600	-
<b>Total Other Expense</b>		-
<b>TOTAL LAW ENFORCEMENT TRUST FUND</b>		-

**SECTION 24.** That there be appropriated from the Law Enforcement Cont. Training Fund:

**LAW ENFORCEMENT CONT. TRAINING FUND**

**Personal Services**

Wages-Police Officers		-
<b>Total Wages &amp; Salaries</b>		-

**Other**

Schools & Training	232.101.5513	2,000.00
<b>Total Other Expense</b>		2,000.00
<b>TOTAL LAW ENFORCEMENT CONT. TRAINING FUND</b>		<b>2,000.00</b>

**SECTION 25.** That there be appropriated from the Earned Benefits Fund:

**EARNED BENEFITS FUND**

**Other**

Retirement Benefit Payout-Police	240.101.5195	65,000.00
Retirement Benefit Payout-Parks	240.301.5195	-
Retirement Benefit Payout-Building	240.401.5195	-
Retirement Benefit Payout-Mayor's Office	240.701.5195	-
Retirement Benefit Payout-Finance	240.702.5195	-

<b>Total Other Expense</b>		65,000.00
<b>TOTAL EARNED BENEFITS FUND</b>		<b>65,000.00</b>

**SECTION 26.** That there be appropriated from the Fire Loss Claims Fund:

**FIRE LOSS CLAIMS FUND**

**Other**

Miscellaneous Expenses	241.711.5568	16,596.58
<b>Total Other Expense</b>		16,596.58
<b>TOTAL FIRE LOSS CLAIMS FUND</b>		<b>16,596.58</b>

**SECTION 27.** That there be appropriated from the Bond Retirement Fund:

**BOND RETIREMENT FUND**

**Other**

Legal Fees	301.711.5318	-
Registrar Fees	301.711.5384	-
State Prop Admin Fees	301.711.5386	4.50
County Treasurer Fees	301.711.5390	375.00
Bond Principal	301.711.5701	-
Bond Interest	301.711.5702	-
Note Principal	301.711.5703	-
Note Interest	301.711.5704	-
<b>Total Other Expense</b>		379.50
<b>TOTAL BOND RETIREMENT FUND</b>		<b>379.50</b>

**SECTION 28.** That there be appropriated from the Municipal Tax Increment Equiv. Fund:

**MUNICIPAL TAX INCREMENT EQUIV. FUND**

**Other**

State Prop Admin Fees	302.710.5386	50.00
County Treasurer Fees	302.710.5390	5,250.00
Legal Fees	302.711.5318	-
Miscellaneous Expenses	302.711.5568	-
Capital Improvement	302.711.5600	-
Note Principal	302.711.5703	-
Note Interest	302.711.5704	-
PILOT Reimbursement to W/E Schools	302.711.5720	-
<b>Total Other Expense</b>		5,300.00
<b>TOTAL MUNICIPAL TAX INCREMENT EQUIV. FUND</b>		<b>5,300.00</b>

**SECTION 29.** That there be appropriated from the Capital Improvement Fund:

**CAPITAL IMPROVEMENT FUND**

**Other**

Capital Improvement - General Admin.	401.711.5600	-
Capital Improvement - Police Dept.	401.711.5610	-
Capital Improvement - Fire Dept.	401.711.5611	-
Capital Improvement - Service Dept.	401.711.5612	-
Capital Improvement - Recreation Dept.	401.711.5614	-

Transfer to Fund 301	401.711.5904	-
<b>Total Other Expense</b>		-
<b>TOTAL CAPITAL IMPROVEMENT FUND</b>		-

**SECTION 30.** That there be appropriated from the Stormwater Management Capital Improvement Fund:

**STORMWATER MANAGEMENT CAPITAL IMPROVEMENT FUND**

**Other**

Engineering Fees	420.711.5360	-
Capital improvements	420.711.5600	-
Engineering Fees-Fairway Blvd.	420.931.5360	-
Capital improvements-Fairway Blvd.	420.931.5600	-
<b>Total Other Expense</b>		-
<b>TOTAL STORMWATER MANAGEMENT CAPITAL IMP. FUND</b>		-

**SECTION 31.** That there be appropriated from the Sanitary Sewer Capital Improvement Fund:

**SANITARY SEWER CAPITAL IMPROVEMENT FUND**

**Other**

Capital Improvements	422.503.5600	-
Engineering Fees	422.709.5360	-
Legal Fees	422.711.5318	-
Note Principal	422.711.5703	-
Note Interest	422.711.5704	-
<b>Total Other Expense</b>		-
<b>TOTAL SANITARY SEWER CAPITAL IMPROVEMENT FUND</b>		-

**SECTION 32.** That there be appropriated from the E. 328th Sewer Improvement Phase 2 Fund:

**E. 328TH SEWER IMPROVEMENT PHASE 2 FUND**

**Other**

Engineering Fees	430.915.5360	-
Capital Improvement	430.915.5600	-
Return of Advance to Fund 205	430.915.5978	70,500.00
<b>Total Other Expense</b>		70,500.00
<b>TOTAL E. 328TH SEWER IMPROVEMENT PHASE 2 FUND</b>		<b>70,500.00</b>

**SECTION 33.** That there be appropriated from the E. 327th Sewer Improvement Phase 2 Fund:

**E. 327TH SEWER IMPROVEMENT PHASE 2 FUND**

**Other**

Engineering Fees	431.916.5360	-
Capital Improvement	431.916.5600	-
<b>Total Other Expense</b>		-
<b>TOTAL E. 327TH SEWER IMPROVEMENT PHASE 2 FUND</b>		-

**SECTION 34.** That there be appropriated from the Fairway Storm Sewer Improvement Fund:

**FAIRWAY STORM SEWER IMPROVEMENT FUND**

**Other**

Engineering Fees	432.917.5360	-
------------------	--------------	---

Capital Improvement	432,917.5600	-
<b>Total Other Expense</b>		-
<b>TOTAL FAIRWAY STORM SEWER IMPROVEMENT FUND</b>		-

**SECTION 35.** That there be appropriated from the E. 305th St. Sewer Improvement Fund:

**E. 305TH ST. SEWER IMPROVEMENT FUND**

**Other**

Engineering Fees	433,918.5360	60,700.00
<b>Total Other Expense</b>		60,700.00
<b>TOTAL E. 305TH ST. SEWER IMPROVEMENT FUND</b>		<b>60,700.00</b>

**SECTION 36.** That there be appropriated from the Police Pension Fund:

**POLICE PENSION FUND**

**Other**

Police Pension City Liability	801,101.5230	130,000.00
State Prop Admin Fees	801,101.5386	8.00
County Treasurer Fees	801,101.5390	750.00
<b>Total Other Expense</b>		130,758.00
<b>TOTAL POLICE PENSION FUND</b>		<b>130,758.00</b>

**SECTION 37.** That there be appropriated from the Security Deposits Fund:

**SECURITY DEPOSITS FUND**

**Other**

Engineering Fees	802,711.5360	5,000.00
Deposit Refunds	802,711.5970	4,000.00
Unclaimed Funds	802,711.5972	600.00
<b>Total Other Expense</b>		9,600.00
<b>TOTAL SECURITY DEPOSIT FUND</b>		<b>9,600.00</b>

**SECTION 38.** That there be appropriated from the Donations & Bequests Fund:

**Other**

Donation Purchases	803,811.5800	10,500.00
<b>Total Other Expense</b>		10,500.00
<b>TOTAL DONATIONS &amp; BEQUEST FUND</b>		<b>10,500.00</b>

**TOTAL ALL FUNDS** **6,711,826.08**

**SECTION 39.** That the Finance Director is hereby authorized to make expenditures or payments from any of the foregoing appropriations upon receiving proper certification and vouchers therefore, approved by the Board of Officers authorized by law to approve the same, or an Ordinance or Resolution of Council to make the expenditures; provided that no warrants shall be drawn or paid for salaries or wages except to persons employed by authority of and in accordance with law or ordinance.

**SECTION 40.** All formal actions of this Council concerning the passage of this Ordinance were adopted in an open meeting, and that all deliberations of this Council, or any of its Committees, which resulted in such formal action, were in meetings open to the public, in compliance with all legal requirements, including Section 3.12 of the Charter of the City of Willowick and Section 121.22 of the Ohio Revised Code.

**SECTION 41.** That the Clerk of Council be and she is hereby requested to deliver a certified copy of this Ordinance to the Lake County Auditor.

**SECTION 42.** That this Ordinance is hereby declared and determined to be an emergency measure necessary for the preservation of the public peace, health and safety of said City for the reason that immediate provision must be made for the appropriation herein provided for and it shall, therefore, be in effect immediately upon its approval by the Mayor of the City.

**PASSED:** \_\_\_\_\_, 2023

**Submitted to the Mayor for his approval**  
**on \_\_\_\_\_, 2023**

\_\_\_\_\_  
**Council President**

**Approved by the Mayor on**  
\_\_\_\_\_, 2023

**ATTEST:**

\_\_\_\_\_  
**Clerk of Council**

\_\_\_\_\_  
**Mayor**



Section V: Budget

Step 1: Please provide the proposed budget for the project.

Note: You may only use the safety intervention grant to purchase ergonomic, safety or industrial hygiene equipment. You may not use the safety intervention grant for recouping the cost of any prior or ongoing interventions, or for rented or leased equipment. In addition, you may not use a safety intervention grant to pay for salaries, wages, internal labor, or any costs associated with preparing the application. You must make all grant purchases and implement the intervention equipment within ninety (90) days after the date on the BWC grant check or the electronic funds transfer. Note all itemized expenses associated with the project. Indicate exact costs and do not round figures. All budgets MUST have vendor price quotes attached for each individual item. You must subtract all discounts and equipment trade-ins from the project total.

Item	Quantity	Cost	Total
Key Fire Hose Pro Flow LDH 4"X 100' Yellow Hose Storz Couplings	18	\$712.00	\$12,816.00
Key Fire Hose Pro Flow LDH 4"X 50' Yellow Hose Storz Couplings	8	\$473.00	\$3,784.00
Key Fire Hose Pro Flow LDH 4"X 25' Yellow Hose Storz Couplings	6	\$356.00	\$2,136.00
Lift Gate service to off load hose from trucking company	1	\$600.00	\$600.00
Roll-n-Rack Hose Roller Efficiency Package w/ extra battery 3- coupling Jaws and Loader	1	\$12,300.00	\$12,300.00
Shipping	1	\$733.00	\$733.00

Subtotal \$32,369.00

Freight \$0.00

Tax \$0.00

Less all discounts and trade-in amounts. -\$0.00

Total budget \$32,369.00

Step 2: To determine the grant amount you are requesting, please complete the formula below

Total amount of project (from table above) \_\_\_\_\_ A \$32,369.00

Total amount supplied by BWC, (either \$40,000 or less, or remaining funds in eligibility cycle) \_\_\_\_\_ B = A x 0.75 \$24,276.75

Total amount supplied by the employer \_\_\_\_\_ A-B \$8,092.25

Do you have ownership, partnership or any other affiliation with the vendor of the equipment being purchased?

If yes, please explain. \_\_\_\_\_

Are you planning to finance your portion of the grant project? Yes  No  If yes, you must provide a copy of the loan agreement with your receipt documentation once you receive the grant funds and make your purchase.

By my signature, I agree to fully comply with the terms and conditions of the program and to use all funds solely for the purposes intended. I further understand I may be subject to civil, criminal and/or administrative penalties as the result of any false, fictitious, misleading, or fraudulent statements. I understand if funds are not used, misused, misapplied, or misappropriated, or are used for purchases and/or services not associated with the approved budget and itemized proposal submitted, that I may be subject to civil, criminal, and administrative penalties.

Name of duly authorized representative (please print) Nahim Kaim

Signature of duly authorized representative I, Nahim Kaim have signed this agreement on Date: 08/30/2023

Title Lieutenant

Employer name WILLOWICK BWC policy number 34305902

# BALDWIN & SOURS

5263 Trabue Rd. Phone # 614-851-8800  
 Columbus, Ohio 43228 Fax # 614-851-0101  
 E-mail balsou@baldwinsours.com

EQUAL OPPORTUNITY EMPLOYER

## Quotation

Quote #	34453
Date	12/4/2023
Terms	Net 30
By	KP

Quote For:
City of Willowick 30435 Lake Shore Blvd. Willowick OH 44095

Project Reference
ELTEC solar school flasher sy

Ref#	B&S #	Description / mfg #	Qty	Unit Cost	Total
		Attn. John jdifranco@cityofwillowick.com			
1	9995	ELTEC solar school flasher system assembly to include: Pelco screw in foundation anchor (alternate anchor bolts are available if preferred), Pelco pedestal base, Pelco base/pole collar, Pelco 14' pedestal pole 4.5" Slimline cabinet unpainted with battery sized to fit (estimated 55-100 ampere hr based on solar sizing report recommendation) ELTEC TC-18 time clock and flasher Solar panel (estimated 65-80 watts based on solar sizing report recommendation) with post top mounting hardware Qty 2- 11-watt ITE compliant yellow LEDs with 12" yellow poly beacons housings 24" x 48" school speed limit flat sheet sign Pelco side of pole beacon and sign mounting hardware. A solar sizing report can be provided for review. Based on estimated run time of 4 hrs per day.  ADD \$250 IF THIRD REAR FACING BEACON IS REQUIRED/PREFERRED IN ADDITION TO THE FORWARD FACING BEACONS. QUOTING 24" X 48" SIGN FOR STANDARD TWO LANE ROAD (ONE LANE IN EACH DIRECTION)	2	5,895.00	11,790.00
		-Freight allowed.			

The quotation is for material only. Field installation, field maintenance, field functional testing and field performance testing are the responsibility of the customer and/or end user. The sale of any product or service, and the integration thereof, ordered by you is expressly conditioned upon Baldwin & Sours' Standard Terms and Conditions which are available upon request. Any additional or different terms and conditions set forth in a purchase order or similar communication are expressly rejected and will not be binding upon Baldwin & Sours unless specifically agreed to in a writing other than a purchase order that specifically references these Baldwin & Sours terms and conditions.

<b>Total</b>	<b>\$11,790.00</b>
Thank you for the opportunity. If you should have any questions please do not hesitate to call.	





101-102-5272  
208-102-5272



25,671.46  
21,003.93

Item #18.

# Invoice

800-624-1964  
Accounts Receivable Ext.1013

MAIL PAYMENT TO:  
Johnson's Fire Equipment Company  
20213 SR 93  
Wellston, Ohio 45692

Date	Invoice #
12/12/2023	43363

**Bill To**  
Willowick Fire Department  
Chief Malovrh  
30435 Lake Shore Blvd  
Willowick, OH 44095

**Ship To**  
Willowick Fire Department  
Chief Malovrh  
30435 Lake Shore Blvd  
Willowick, OH 44095

P.O. Number	Terms	Rep	Ship	Via	F.O.B.	Project
	Net 30	JS	3/24/2023	Ground		

Item Code	Quantity	Description	U/M	Price Each	Amount
CTRD-75M2A12...	6	1044 Helmet Yellow W/ NFPA Bourkes	ea	397.20	2,383.20
ID FRONT	6	ATO# DFRT-623ALBNRAWRSNWBA	ea	0.00	0.00
VPRM-PREV/N...	6	VIPERMAX PARTICULATE HOOD, NOMEX/ LENZING/ PREVENT BLACK HEATHER	ea	64.40	386.40
FIRE HOG	6	FIRE HOG GLOVES, SIZES: (1)-M, (1)-M-WIDE, (3)-L, & (1)-XL	PR	73.60	441.60
2770912 X2	1	LEATHER FIRE BOOT, SIZES: (1)-10	PR	289.80	289.80
CVEL-827-D28-...	17	VELOCITY TURNOUT CUSTOM COAT	ea	1,411.29	23,991.93
TVEL-827-D28-...	17	VELOCITY TURNOUT CUSTOM PANTS	ea	1,128.38	19,182.46

Please note we have not recently changed our payment procedures. We still accept check and credit card payments. All checks should be mailed to the address on this invoice. We would never email you instructions to wire payment.

2% FINANCE CHARGES WILL BE ADDED TO ALL INVOICES PAID AFTER 30 DAYS  
4% SERVICE CHARGE ADDED TO TOTAL AMOUNT DUE FOR CREDIT CARD PAYMENTS

Payments/Credits	\$0.00
<b>Total</b>	\$46,675.39
<b>Balance Due</b>	\$46,675.39