



White Salmon City Council Meeting

A G E N D A

November 04, 2020 – 6:00 PM

Via Zoom Teleconference

Meeting ID: 894 0287 4609 Passcode: 514327

Call in Numbers:

669-900-6833 929-205-6099 301-715-8592

346-248-7799 253-215-8782 312-626-6799

We ask that the audience call in instead of videoing in or turn off your camera, so video does not show during the meeting to prevent disruption. Thank you.

Call to Order and Roll Call

Public Comment

Public comment will not be taken during the teleconference. Public comment submitted by email to Jan Brending at janb@ci.white-salmon.wa.us by 5:00 p.m. on Wednesday, November 4 will be read during the city council meeting and forwarded to all city council members. Please include in the subject line "Public Comment – November 4 Council Meeting." Please indicate in your comments whether you live in or outside of the city limits of White Salmon.

Changes to the Agenda

Business Items

- 1.** 2021 Preliminary Budget and Proposed 2021 Levy
 - a. Presentation
 - b. Public HearingWritten comments may be submitted to janb@ci.white-salmon.wa.us by 5:00 p.m. on Wednesday, November 4 noting in the subject line "Public Hearing – 2021 Preliminary Budget and Proposed 2021 Levy." All written comments will be read during the public hearing. In addition, any individual who wishes to testify via the teleconference will be allowed to do so. You must register with the city (by contacting Jan Brending at janb@ci.white-salmon.wa.us by 5:00 p.m. on Wednesday, November 4) that you desire to testify via teleconference and provide your name and/or phone number as it will appear during the Zoom teleconference.
 - c. Discussion (No Action)
- 2.** Resolution 2020-11-059 Declaring Climate Emergency and Cost-Saving Action Plan
 - a. Presentation and Discussion
 - b. Action
- 3.** Request for One-Time Reduction in Bill Due to Leakage, Barney Connolly
 - a. Presentation and Discussion
 - b. Action
- 4.** 2020 Vacation Carryover and Buyout Proposal
 - a. Presentation and Discussion
 - b. Action
- 5.** Crestline Payment No. 8 and USDA Reimbursement Request No. 8
 - a. Presentation and Discussion
 - b. Action

Consent Agenda

- 6.** Approval of Meeting Minutes - October 7, 2020
- 7.** Approval of Meeting Minutes - October 21, 2020
- 8.** September 2020 Budget Report (Line Item Position Report is available in "Supporting Documents")
- 9.** Approval of Vouchers

Department Head and Council Member Reports

Executive Session (if needed)

Adjournment

File Attachments for Item:

2021 Preliminary Budget and Proposed 2021 Levy

a. Presentation

b. Public Hearing

c. Discussion (No Action)



AGENDA MEMO

Needs Legal Review: No
Council Meeting Date: November 4, 2020
Agenda Item: 2021 Preliminary Budget and 2021 Property Tax Levy
Presented By: Jan Brending, Clerk Treasurer

Action Required

No action is requested at this time.

Motion

None.

Explanation of Issue

City staff has prepared a preliminary 2021 budget which includes projected revenues and base expenditures. A summary of the proposed revenues and expenditures is attached. The line item 5-year budget comparison is provided in "Supporting Documents" on the city's webpage for the November 4 meeting.

A public hearing regarding proposed revenues and the proposed property tax levy is required and will be held at the November 4 meeting. Individuals who wish to testify can either submit written comment to janb@ci.white-salmon.wa.us or register with janb@ci.white-salmon.wa.us that they would like to testify in person (via teleconference) at the meeting on November 4.

State law allows the city to increase its property tax levy by 1%. The property tax levy amount for 2020 was \$400,423.88. One percent is \$4,004.24 for a property tax levy of \$404,428.12 before adding in any new construction. When the county assessor's office reassessed property the valuations of property can go up or down. It is important to understand that when the city increases its levy by 1% it does not increase the levy rate by 1% -- it increases the total levy amount. If the overall assessed valuation of property within the city limits of White Salmon goes up the levy rate will go down to keep the total assessed valuation at the proposed total amount of \$404,428.12. If the overall assessed valuation of property goes down then the levy rate would go up to maintain the \$404,428.12.

Each property owner in the city limits of White Salmon receives a property tax bill from Klickitat County. That bill includes levies for the following entities:

- City of White Salmon
- Emergency Medical Services District #1
- Hospital District 32
- Library District #1
- Port District
- Cemetery District #1
- White Salmon Valley Metro Park District
- White Salmon School M&O (maintenance and operations)
- White Salmon School Bond
- State School Levy (1&2)

The first attached chart shows how property taxes are allocated based on the entities' levy rates.

Attached are three charts that show the following information:

1. City of White Salmon 2020 Property Taxes

This chart shows what makes up a property owner's taxes within the city limits of White Salmon.

2. City of White Salmon 2021 Preliminary Operating and Maintenance Revenues

This chart shows what makes up revenues for the city's four operating and maintenance funds: Current Expense (General Fund), Street, Water and Wastewater.

3. City of White Salmon 2021 Preliminary Operating and Maintenance Expenditures

This chart shows how the 2021 operating and maintenance expenditures are allocated.

It should be noted that the preliminary expenditure budget is in fact "preliminary" and will be amended to add in priority items identified by the city council (through its 2021 policy priorities) and administration. These changes will be made available to the city council and the public on the city's webpage by November 12, 2020. A budget narrative, including a message from the mayor will be made available at that time. The narrative will help the city council and the public understand how the budget is carrying out the identified 2021 priorities.

The proposed property tax levy ordinance and resolution will be presented for the city council's adoption at the their November 18 city council meeting.

Two additional public hearing opportunities on the 2021 budget will be available at the November 18 and December 2 council meeting. Staff will ask the city council to adopt the 2021 budget at its December 2 council meeting.

Staff Recommendation

None.

City of White Salmon
 2020 Budget Summary with History
 As of 10/30/2020

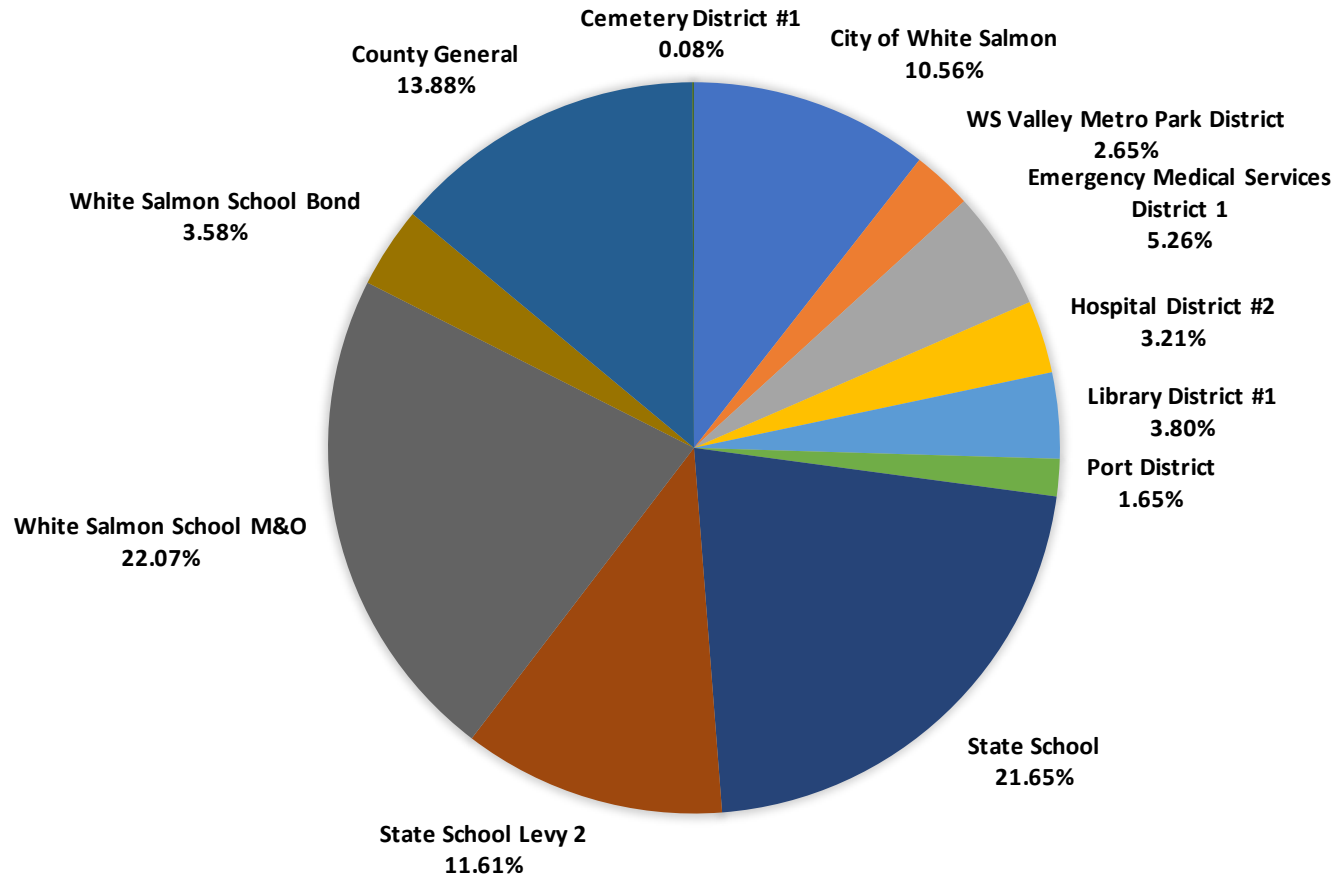
	2018 Actual Revenue	2019 Actual Revenue	2020 Budget Revenue	2021 Proposed Revenue	2018 Actual Expenditures	2019 Actual Expenditures	2020 Budget Expenditures	2021 Proposed Expenditures
001 Current Expense								
Finance					789,995.85	451,549.77	473,917.00	466,199.00
Central Services (HR)					55,902.24	49,608.86	80,688.00	68,898.00
General Government					148,401.53	105,356.66	131,747.00	114,409.00
Building					110,842.09	117,088.74	121,901.00	124,978.00
Community Services					6,568.28	6,813.98	91,100.00	12,700.00
Planning					171,179.02	229,677.07	325,725.00	206,487.00
Park					70,565.63	109,512.76	223,141.00	113,805.00
Police					848,357.74	962,728.85	1,031,810.00	1,055,689.00
Fire					197,537.54	103,459.88	232,192.00	164,182.00
001 Current Expense	2,335,142.98	2,575,198.75	2,443,992.00	2,296,579.00	2,399,349.92	2,135,796.57	2,712,221.00	2,327,347.00
101 Street Fund	730,766.91	657,095.14	509,836.00	896,259.00	812,161.50	684,877.01	501,452.00	946,511.00
107 Pool Fund	131,499.85	28,976.04	0.00	0.00	120,693.40	14,176.44	47,046.00	0.00
108 Municipal Capital Impr. Fund	65,313.76	411,179.24	57,999.00	57,180.00	19,035.11	307,194.74	17,308.00	0.00
110 Fire Reserve Fund	128,274.76	185,827.73	75,000.00	384.00	303,617.24	0.00	0.00	0.00
112 General Fund Reserve	359,166.66	22,798.06	123,663.00	252.00	9,226.45	433,370.00	0.00	250,000.00
121 Police Vehicle Reserve Fund	70,800.00	1,700.06	60,820.00	60,324.00	36,911.59	52,515.96	59,000.00	60,000.00
200 Unlimited GO Bond Fund	286.86	97.57	0.00	0.00	0.00	0.00	18,041.00	0.00
303 Hote/Motel Taxes	0.00	0.00	25,000.00	48,000.00	0.00	0.00	0.00	0.00
307 New Pool Construction Fund	2,060.00	0.00	0.00	0.00	0.00	0.00	0.00	0.00
401 Water Fund	2,013,947.34	1,919,619.76	2,938,643.00	2,644,776.00	1,560,563.94	2,269,194.66	3,105,754.00	2,584,137.00
402 Wastewater Collection Fund	987,801.44	1,005,161.67	992,370.00	1,017,146.00	1,025,071.90	1,283,369.44	868,834.00	862,715.00

**City of White Salmon
 2020 Budget Summary with History
 As of 10/30/2020**

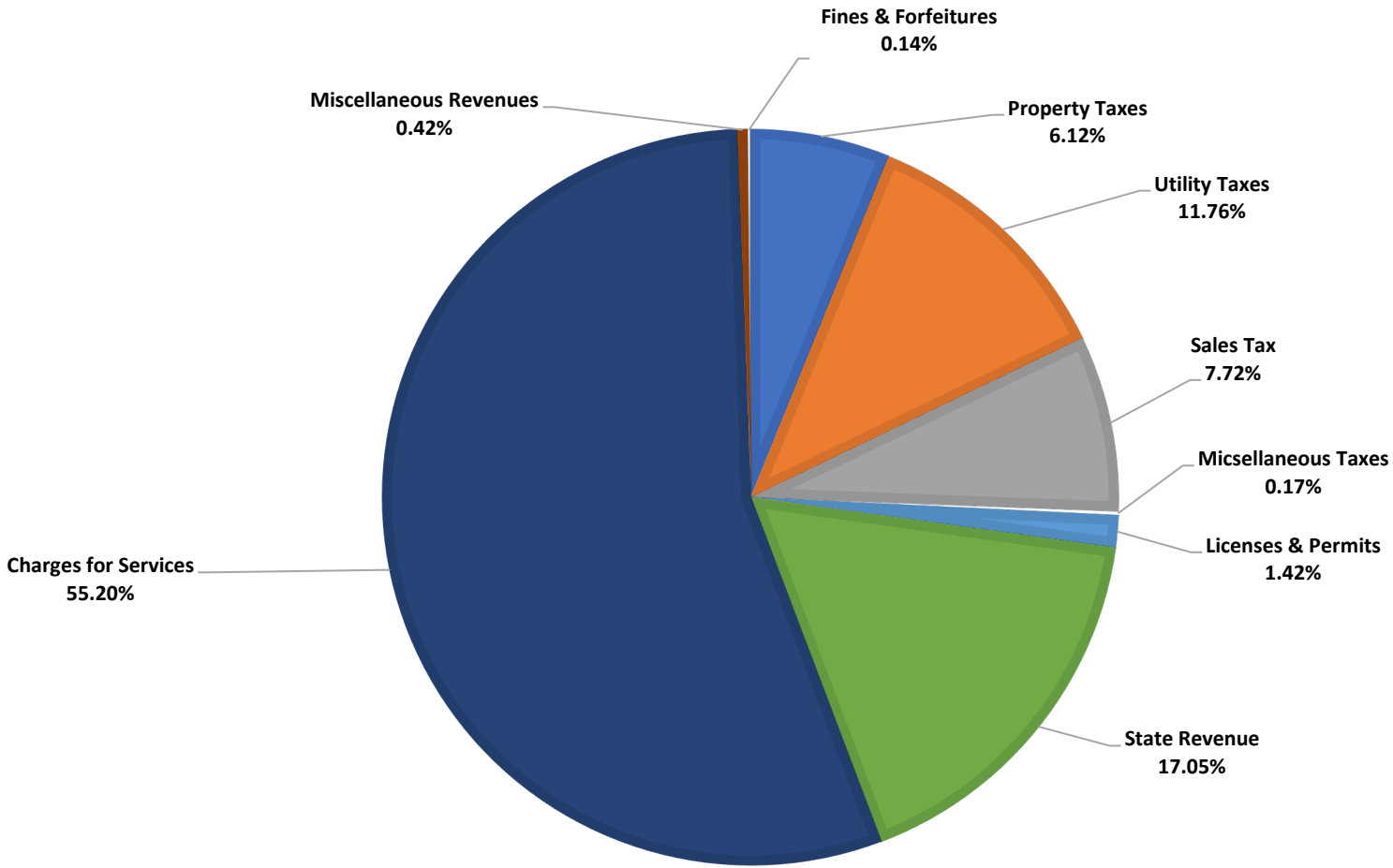
	2018 Actual Revenue	2019 Actual Revenue	2020 Budget Revenue	2021 Proposed Revenue	2018 Actual Expenditures	2019 Actual Expenditures	2020 Budget Expenditures	2021 Proposed Expenditures
408 Water Reserve Fund	772.60	251,090.48	201,034.00	0.00	0.00	178,351.91	390,000.00	0.00
409 Wastewater Reserve Fund	156,849.59	294,927.51	4,868.00	900.00	0.00	0.00	0.00	0.00
412 Water Rights Acquisition Fund	157,515.05	158,713.17	160,556.00	160,314.00	123,983.24	123,984.24	123,985.00	123,985.00
413 Water Bond Redemption Fund	43,103.00	42,654.00	91,372.00	192,428.00	43,102.67	42,660.73	91,372.00	192,428.00
414 Wastewater Redemption Fund	13,314.00	13,089.00	13,180.00	15,172.00	13,313.33	13,080.27	13,180.00	15,172.00
415 Water Bond Reserve Fund	2,202.66	2,398.09	16,890.00	16,445.00	0.00	0.00	0.00	0.00
416 Wastewater Bond Reserve Fund	637.74	966.91	851.00	84.00	0.00	0.00	0.00	0.00
417 Treatment Plant Resesrve Fund	42,792.30	41,775.65	21,871.00	15,000.00	0.00	0.00	0.00	0.00
418 Water Short Lived Asset Reserve Fund	100,000.00	100,000.00	100,000.00	115,900.00	74,167.54	100,000.00	100,000.00	100,000.00
420 USDA Rural Develop Jewett Water	0.00	100,000.00	3,193,000.00	0.00	0.00	4,840.70	3,288,160.00	0.00
601 Remittances	13,223.03	11,043.84	12,223.00	12,223.00	13,184.50	11,082.37	12,223.00	12,223.00
Total	7,355,470.53	7,824,312.67	11,043,168.00	7,549,366.00	6,554,382.33	7,654,495.04	11,348,576.00	7,474,518.00

Note: Revenue does not including beginning balances and expenditures do not include ending balances.

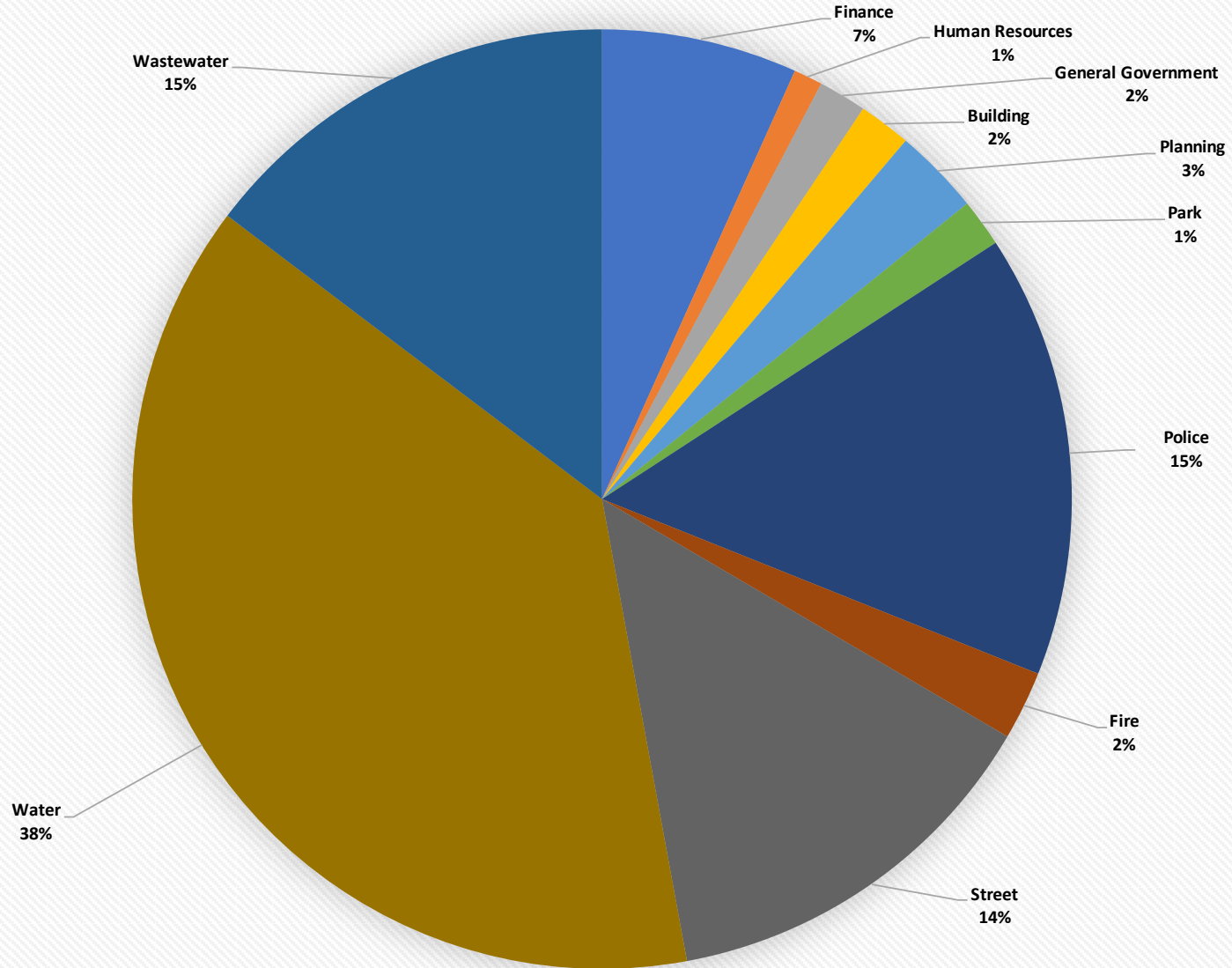
CITY OF WHITE SALMON 2020 PROPERTY TAXES



**CITY OF WHITE SALMON
2021 PRELIMINARY OPERATING AND MAINTENANCE REVENUE**



City of White Salmon 2021 Preliminary Operating and Maintenance Expenditures





Ordinance / Resolution No. 2020-11-510
RCW 84.55.120

WHEREAS, the City Council of City of White Salmon has met and considered its budget for the calendar year 2021; and,

WHEREAS, the districts actual levy amount from the previous year was \$ 400,423.88; and,

WHEREAS, the population of this district is less than 10,000; and now, therefore,

BE IT RESOLVED by the governing body of the taxing district that an increase in the regular property tax levy is hereby authorized for the levy to be collected in the 2021 tax year.

The dollar amount of the increase over the actual levy amount from the previous year shall be \$ 4,004.24 which is a percentage increase of 1% from the previous year.

additional revenue resulting from new construction, improvements to property, newly constructed wind turbines, solar, biomass, and geothermal facilities, and any increase in the value of state assessed property, any annexations that have occurred and refunds made.

Adopted this 18 day of November, 2020.

Three horizontal lines for signatures on the left and right sides.

If additional signatures are necessary, please attach additional page.

This form or its equivalent must be submitted to your county assessor prior to their calculation of the property tax levies. A certified budget/levy request, separate from this form is to be filed with the County Legislative Authority no later than November 30th. As required by RCW 84.52.020, that filing certifies the total amount to be levied by the regular property tax levy. The Department of Revenue provides the "Levy Certification" form (REV 64 0100) for this purpose. The form can be found at: http://dor.wa.gov/docs/forms/PropTx/Forms/LevyCertf.doc.

To ask about the availability of this publication in an alternate format, please call 1-800-647-7706. Teletype (TTY) users may use the Washington Relay Service by calling 711. For tax assistance, call (360) 534-1400.

CITY OF WHITE SALMON

ORDINANCE 2020-11-1067

**AN ORDINANCE DETERMINING THE AMOUNT TO BE RAISED
BY AD VALOREM TAXES TO BE LEVIED FOR THE YEAR 2021**

WHEREAS, PURSUANT to the provisions of RCW 35A.33.135 and RCW 84.52.020, requiring the determination by the legislative body of the City of White Salmon to fix by Ordinance the amount to be raised by advalorem taxes to be levied, and the further requisite that the same shall be certified to the board of County Commissioners; now therefore:

THE CITY COUNCIL OF THE CITY OF WHITE SALMON DO ORDAIN AS FOLLOWS:

Based upon the highest lawful levy amount of \$400,423.88 for the year 2020 as allowed by law, the specific sum to be raised by advalorem taxes to be levied for 2020 thereby is the sum of \$412,356.30 including new construction, improvements, annexations, any increases in the value of state assessed property and refunds made.

The Clerk Treasurer of the City of White Salmon is hereby authorized and directed to certify same unto the Board of County Commissioners of Klickitat County, pursuant to the provisions of and required by RCW 84.52.020, and a copy of this Ordinance shall be provided by the said Clerk Treasurer of the City of White Salmon unto the County Assessor of Klickitat County, Washington on or before November 30, 2019.

PASSED BY THE CITY COUNCIL OF THE CITY OF WHITE SALMON, and effective five (5) days after the first date of publication.

DATED this 18th day of November, 2020.

ATTEST:

Mayor Marla Keethler

Jan Brending, Clerk Treasurer

APPROVED AS TO FORM:

Kenneth B. Woodrich, City Attorney

File Attachments for Item:

2. Resolution 2020-11-059 Declaring Climate Emergency and Cost-Saving Action Plan

a. Presentation and Discussion

b. Action



AGENDA MEMO

Needs Legal Review: Yes
Council Meeting Date: November 4, 2020
Agenda Item: Resolution 2020-11-509 Declaring a Climate Emergency and Cost-Saving Action Plan
Presented By: Jan Brending, Clerk Treasurer

Action Required

Adopt Resolution 2020-11-509 Declaring a Climate Emergency and Cost-Saving Plan

Motion

Move to adopt Resolution 2020-11-509 Declaring a Climate Emergency and Cost-Saving Action Plan.

Explanation of Issue

Community Upcycle and Columbia Gorge Climate Action Network submitted a proposed resolution regarding a declaration of a climate emergency which was reviewed and discussed at the Community Development Committee level. The Community Development Committee made several changes to the proposed resolution and agreed to move the resolution to the full city council for consideration.

Staff and/or Committee Recommendation

The Community Development Committee recommends the city council adopt Resolution 2020-11-509 Declaring a Climate Emergency and Cost-Saving Plan.

RESOLUTION 2020-11-509

A RESOLUTION OF THE CITY COUNCIL OF THE CITY OF WHITE SALMON, WASHINGTON, DECLARING A CLIMATE EMERGENCY AND COST-SAVING ACTION PLAN

WHEREAS, the world is already seeing the impacts of a warmer climate in rising seas, and more frequent and intensifying wildfires, droughts, floods, and other extreme weather events; and

WHEREAS, global warming over 1.5°C above pre-industrial levels will negatively affect human health, livelihoods, food security, water supply, human security, and economic growth resulting in species loss and extinction.¹ In April 2016 world leaders recognized the urgent need to act by signing the Paris Agreement, agreeing to pursue “efforts to limit the temperature increase to 1.5°C”;² and

WHEREAS, restoring a safe and stable climate compels the City of White Salmon to participate in a global effort to rapidly and safely reduce existing greenhouse emissions and drawdown excess carbon from the atmosphere; to protect our economy, land, people, and all species; and

WHEREAS, the City of White Salmon acknowledges that our local community is extremely vulnerable to wildfire and that climate change intensifies the threat of increasingly severe fire events and associated public health risks; and

WHEREAS, the burning of fossil fuels generates local toxic emissions in addition to climate emissions, which contribute significantly to local public health costs, reduced productivity, and premature deaths; and

WHEREAS, the operating costs of clean-energy infrastructure, such as renewable energy generation, zero-emission vehicles, and energy efficient buildings, are lower than comparable fossil-fueled infrastructure, and the payback periods continue to decrease; and

WHEREAS, electric vehicles reduce emissions, dramatically cut fuel and maintenance costs, and expand the electric grid thus lowering electricity ratepayer costs; and

WHEREAS, clean-energy infrastructure enables independent, local energy microgrids which reduce wildfire risk, provide emergency power, and expand transportation options; and

¹ IPCC, 2018: *Global Warming of 1.5°C. An IPCC Special Report on the impacts of global warming of 1.5°C above pre-industrial levels and related global greenhouse gas emission pathways, in the context of strengthening the global response to the threat of climate change, sustainable development, and efforts to eradicate poverty* [V. Masson-Delmotte, et al. (eds.)] <https://www.ipcc.ch/sr15/download/>

² United Nations, 2016: *Paris Agreement*.

https://unfccc.int/files/essential_background/convention/application/pdf/english_paris_agreement.pdf

WHEREAS, the City of White Salmon is committed to resilient infrastructure, cost reductions, and sound municipal environmental policy; and

WHEREAS, the City of White Salmon recognizes the need for community education and participation in the planning and implementation of White Salmon’s climate policy.

NOW, THEREFORE BE IT RESOLVED BY THE CITY COUNCIL OF THE CITY OF WHITE SALMON AS FOLLOWS:

1. The City of White Salmon declares that a climate emergency threatens our community, our region and the world.
2. The City of White Salmon commits to take steps to:
 - a. Reduce reliance on fossil fuels in municipal operations
 - b. Pursue local policies (e.g., adopt municipal code) and reforms that promote environmental stewardship and overlapping economic sustainability;
 - c. Reduce municipal net greenhouse gas emissions with a target of reducing emissions by no less than 45% by 2030 and net zero by 2050 per Intergovernmental Panel on Climate Change guidance.³
 - d. Initiate efforts to formulate adaptation and resilience strategies in preparation for intensifying climate impacts such as wildfires;
 - e. Work on climate issues in conjunction with neighboring communities with whom we share our fragile resources.
3. That in order to reduce greenhouse gas emissions in the transportation sector (the largest generator of local greenhouse gas and toxic emissions) the City of White Salmon shall consider:
 - a. Planning for the phase out of fossil fuel using vehicles and replacing the fleet at useful life-end, with electric vehicles.
 - b. Updating building codes to be electric vehicle ready as of December 31, 2021.
 - c. Addressing the expansion of pedestrian/bicycle infrastructure

³ IPCC, 2018: *Global Warming of 1.5°C. An IPCC Special Report on the impacts of global warming of 1.5°C above pre-industrial levels and related global greenhouse gas emission pathways, in the context of strengthening the global response to the threat of climate change, sustainable development, and efforts to eradicate poverty* [V. Masson-Delmotte, et al. (eds.)] <https://www.ipcc.ch/sr15/download/>

4. That in order to reduce greenhouse gas emissions in the built environment (the second largest generator of local greenhouse gas emissions) White Salmon shall consider:

- a. The adoption of stricter above-code sustainable design strategies by providing resources and incentives for new construction and major renovations alongside the local electric and gas utilities and encourage builders to adopt the AIA 2030 challenge⁴, utilizing Zero Tool⁵ and encouraging builders to follow current ASHRAE guidelines.⁶
- b. Banning all new natural gas hookups (representing the large majority of building-related emissions) for remodels or new construction for units larger than 600 square feet, as December 31, 2021.

5. The City of White Salmon commits to withdraw any city resources invested in the top 200 oil, gas and coal companies.

6. The City of White Salmon shall consider adopting local policies and incentives in its codes that pursue a net gain of trees, in recognition of the positive effects that plants and trees have on air and water quality, ecosystem biodiversity, carbon capture, and ultimately, human health.

7. The City of White Salmon commits to pursuing opportunities and funding from the Klickitat Public Utility District, Klickitat County and the State of Washington to address the climate and ecological emergency and its impacts through existing hazard mitigation and emergency management programs.

8. The City of White Salmon commits to creating a community task force and direct said task force to research, study and advise. The Task Force is to produce an annual report accessible to the public on city progress toward the above resolutions.

9. The City of White Salmon commits to public education and community participation addressing the ecological crisis.

10. The City of White Salmon commits to keeping the concerns of vulnerable communities central to all climate change mitigation planning processes and to proactively seek participation of such communities.

11. The City of White Salmon joins a call for a regional, national, and international climate emergency mobilization effort.

⁴ ARCHITECTURE 2030. *The 2030 Challenge*. https://architecture2030.org/2030_challenges/2030-challenge/

⁵ ARCHITECTURE 2030. *Zero Tool*. <http://zerotool.org/zerotool>

⁶ Commercial ASHRAE Standard 90.1-2019, *Energy Standard for Buildings Except Low-Rise Residential Buildings*. Commercial ASHRAE, Standard 90.2-2018, *Energy Efficient Design of Low-Rise Residential Buildings*. <https://www.ashrae.org>

This resolution shall take effect after its passage by the City Council.

ADOPTED by the Council of the City of White Salmon, Washington. Dated this 4th day of November, 2020.

Marla Keethler, Mayor

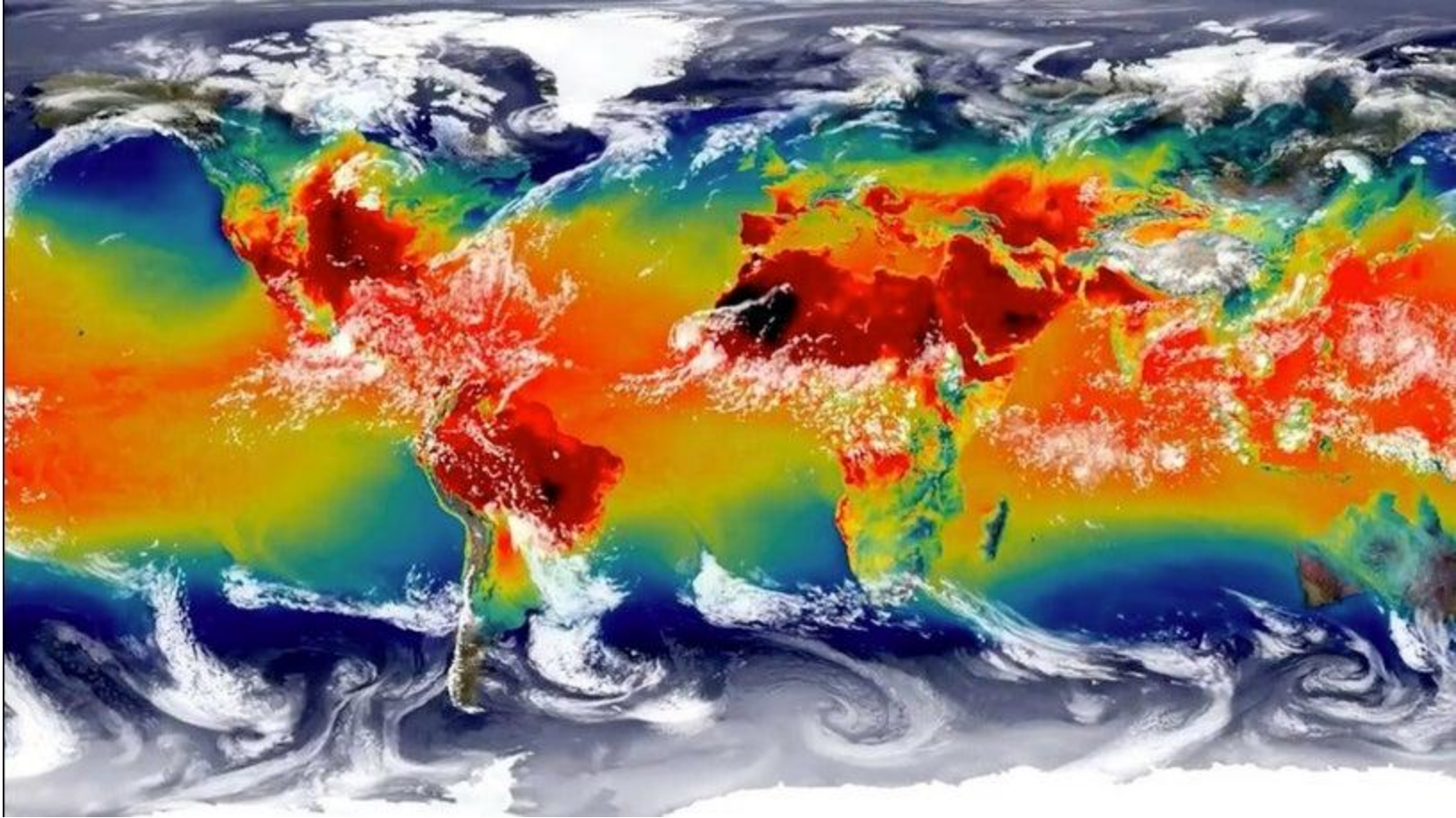
ATTEST:

APPROVED AS TO FORM:


Jan Brending, Clerk Treasurer

Kenneth B. Woodrich, City Attorney

A Climate Emergency Resolution for White Salmon



Columbia River Basin - Beauty & Biodiversity



- Supports great biodiversity – over 700 species
- Attracts those who love nature & an outdoor lifestyle
- It's why we love it here!

Why does this matter to White Salmon?



Local Impacts

Wozniak, O., Land Trust Alliance (2019). *Principal impacts to National Scenic Area resources*. Summary of Climate Change Effects in the Columbia River Gorge National Scenic Area.

A Glimpse into the Future

Warm temps in 2015 considered a prelude of what's to come

Salmon Die-Off

- Half of the anticipated 500,000-fish sockeye run was wiped out as the result of unusually warm water temperatures
- Scientists expect about 1/3 of the Northwest's current habitat for salmon and other cold-water fish unsuitable by the end of the century if no action is taken



<https://nca2018.globalchange.gov/chapter/24/>

<https://www.nwcouncil.org/news/warm-water-blamed-huge-columbia-river-sockeye-die>



A Glimpse into the Future

Warm temps in 2015 considered a prelude of what's to come

Agricultural Losses Widespread drought and irrigation shortages

Agricultural losses up to \$773 million in Washington, including:

- \$7.7 million in blueberries
- \$14 million in red raspberries
- \$500 million in other crops that make up more than 75% of WA's cultivated acreage



<https://cms.agr.wa.gov/WSDAKentico/Imported/495-2015DroughtReport.pdf> <https://nca2018.globalchange.gov/chapter/24/>

A Glimpse into the Future

Warm temps in 2015 considered a prelude of what's to come

Recreation Losses

- Snowpack was the lowest on record, with Oregon and Washington 89% and 70% below average respectively
- Limited snow- and water-based recreation opportunities leading to significant economic harm
- Reduced fishing seasons



Mt Hood from Trillium Lake, nearly bare (2015). Photo Credit: Josh Kulla

http://www.nrcs.usda.gov/wps/portal/nrcs/detail/or/home/?cid=nrcs142p2_046290

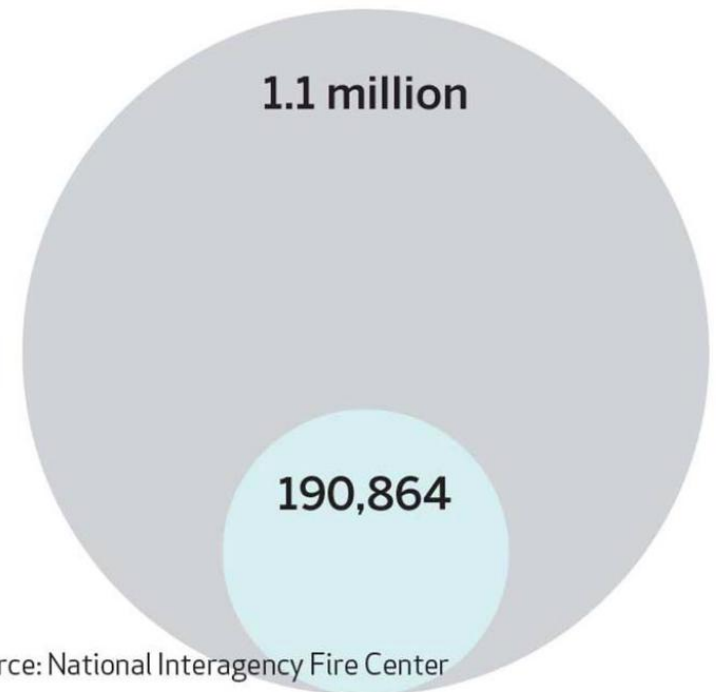
A Glimpse into the Future

Warm temps in 2015 considered a prelude of what's to come

Threats to Life/Property/Infrastructure

- 2015 was the most severe wildfire season to date in the Northwest's recorded history (1.6m acres burned in OR/WA)
- Surpassed in 2020

WASHINGTON'S WILDFIRE WOES The acres burned in 2015 in Washington State compared to the average annual number of acres burned in the state from 2005–2014:



Source: National Interagency Fire Center

<https://nca2018.globalchange.gov/chapter/24/>

A Glimpse into the Future

Warm temps in 2015 considered a prelude of what's to come

Community Health Impacts

- Significant impacts from smoke and heat
- Drinking water quality concerns
- Spikes in cases of Salmonella and *E. coli*
- Increased Lyme's disease



<https://nca2018.globalchange.gov/chapter/24/>

Natural Resource Sector Job Loss & Decreased Revenue

Job Losses

- Natural resources are a key part of our economy (fisheries, timber, orchards, vineyards, addition farm/agriculture).
- Climate change puts our natural resource sector at risk.



Hydropower shortages

- 40% of the nation's hydropower is generated in the Northwest.
- Lower stream flows will likely reduce hydroelectric supply and could lead to large economic losses in the region.

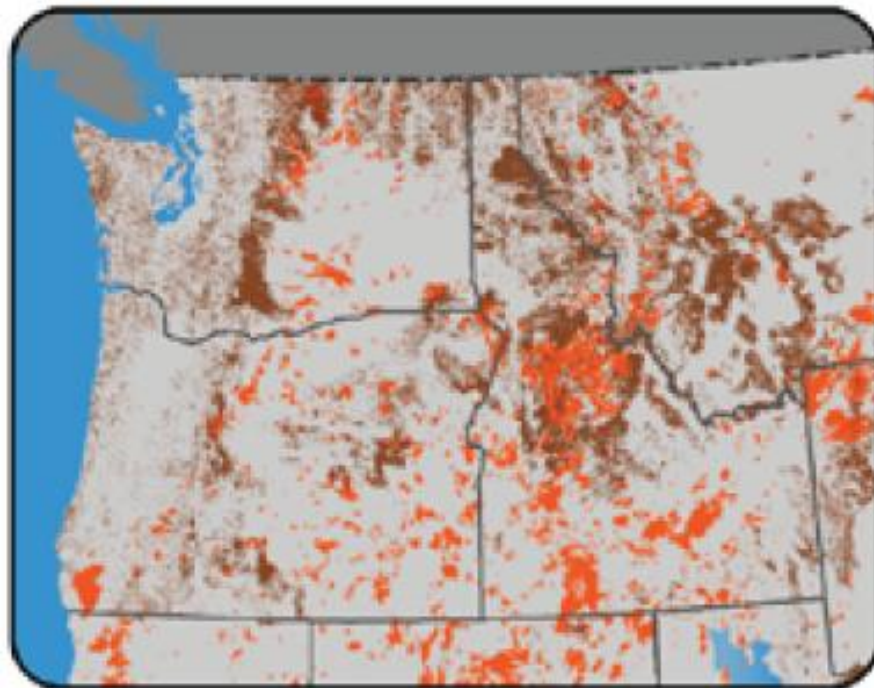


https://19january2017snapshot.epa.gov/climate-impacts/climate-impacts-northwest_.html#Reference%202

http://www.gorgecommission.org/images/uploads/meetings/Wozniak_Climate_Change_Report_October2019-corrected.pdf

Forest Impacts: Fires, Insects, Diseases

- Pine beetles spread when temps too warm
- Fire area spreads when temps too warm

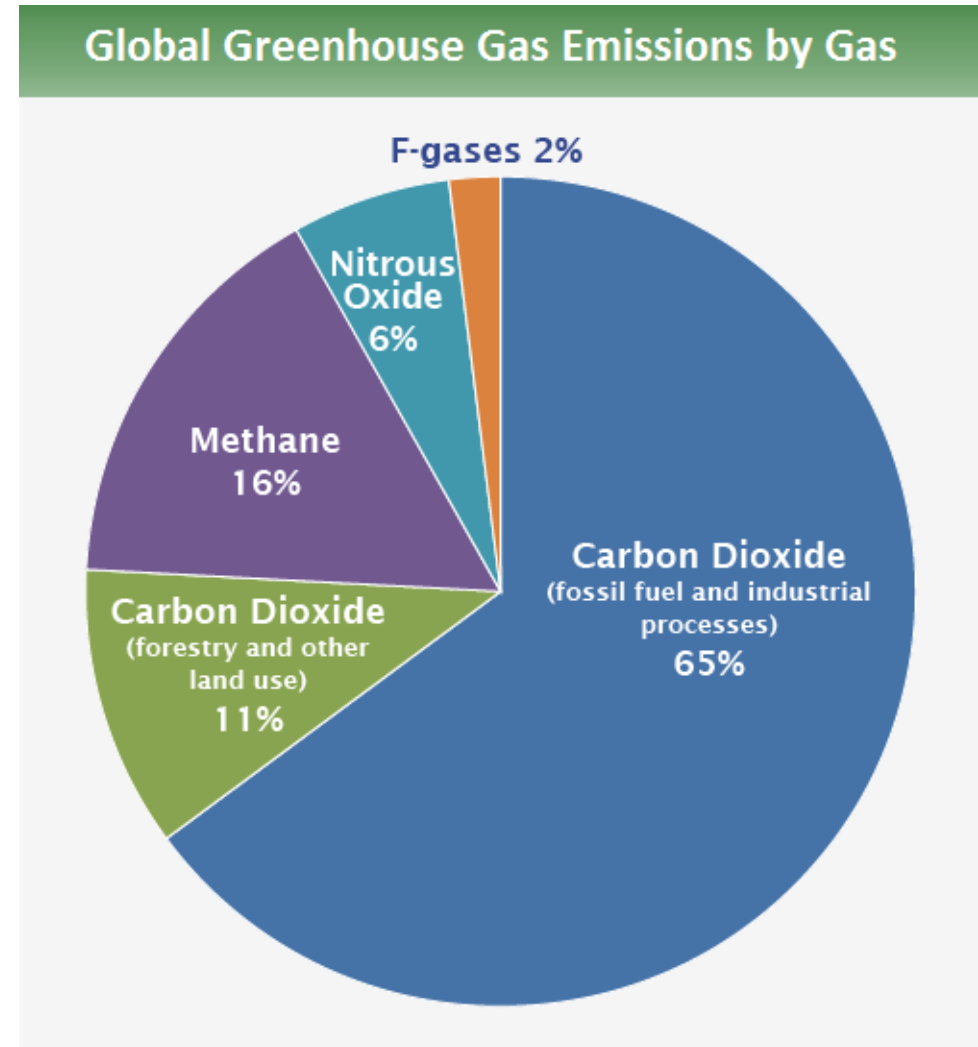


Greenhouse gases (GHG) in Earth's atmosphere are

- water vapor (H_2O),
- carbon dioxide (CO_2)
- methane (CH_4) *84 times more potent than CO_2*
- nitrous oxide (N_2O)
- ozone (O_3)

Too little **greenhouse gas** makes Earth too cold,

Too much **greenhouse gas** makes Earth too warm.



<https://www.epa.gov/ghgemissions/sources-greenhouse-gas-emissions>

The Carbon Cycle

- Naturally-generated CO₂ is a part of a very natural Carbon Cycle in the atmosphere.
- The Earth has been able to generate, absorb, and cycle through carbon dioxide naturally for millennia in a self-balancing system.




Figure 1: Global carbon cycle. Numbers represent flux of carbon dioxide in gigatons (Source: Figure 7.3, IPCC AR4).

- Since the industrial revolution, anthropogenic GHG emissions generated by human activity exert extra pressure on the once self-balancing Earth system.

350 ppm is the Safe Level

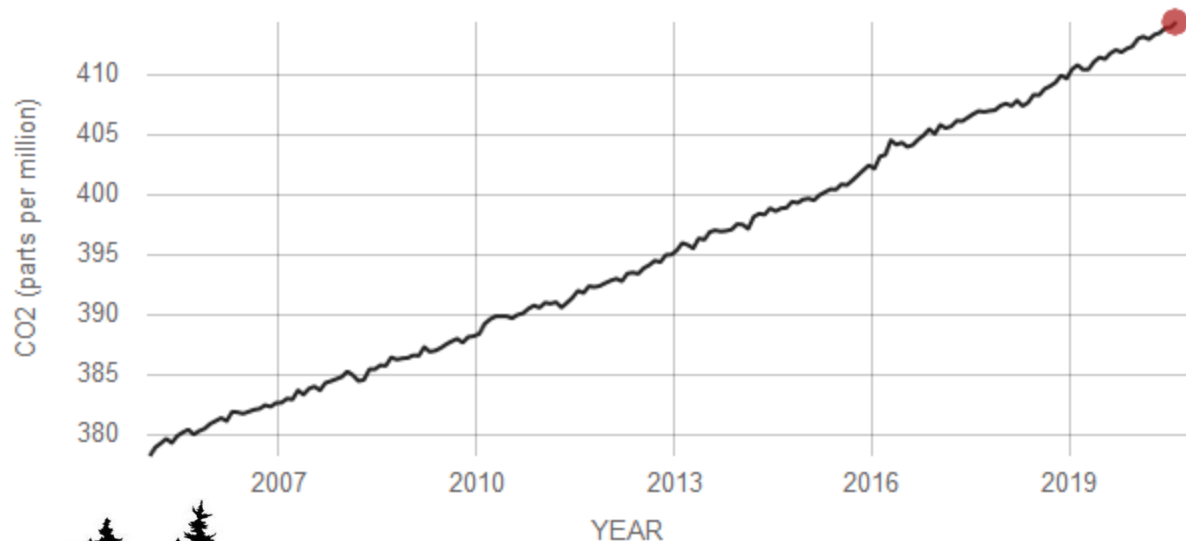
CO₂ is released through

- Human activities such as **deforestation and burning fossil fuels**, as well as
- Natural processes such as **respiration and volcanic eruptions**

The graph shows atmospheric CO₂ levels

DIRECT MEASUREMENTS: 2005-PRESENT

Data source: Monthly measurements (average seasonal cycle removed). Credit: [NOAA](#)



OK, yeah, it's going up...

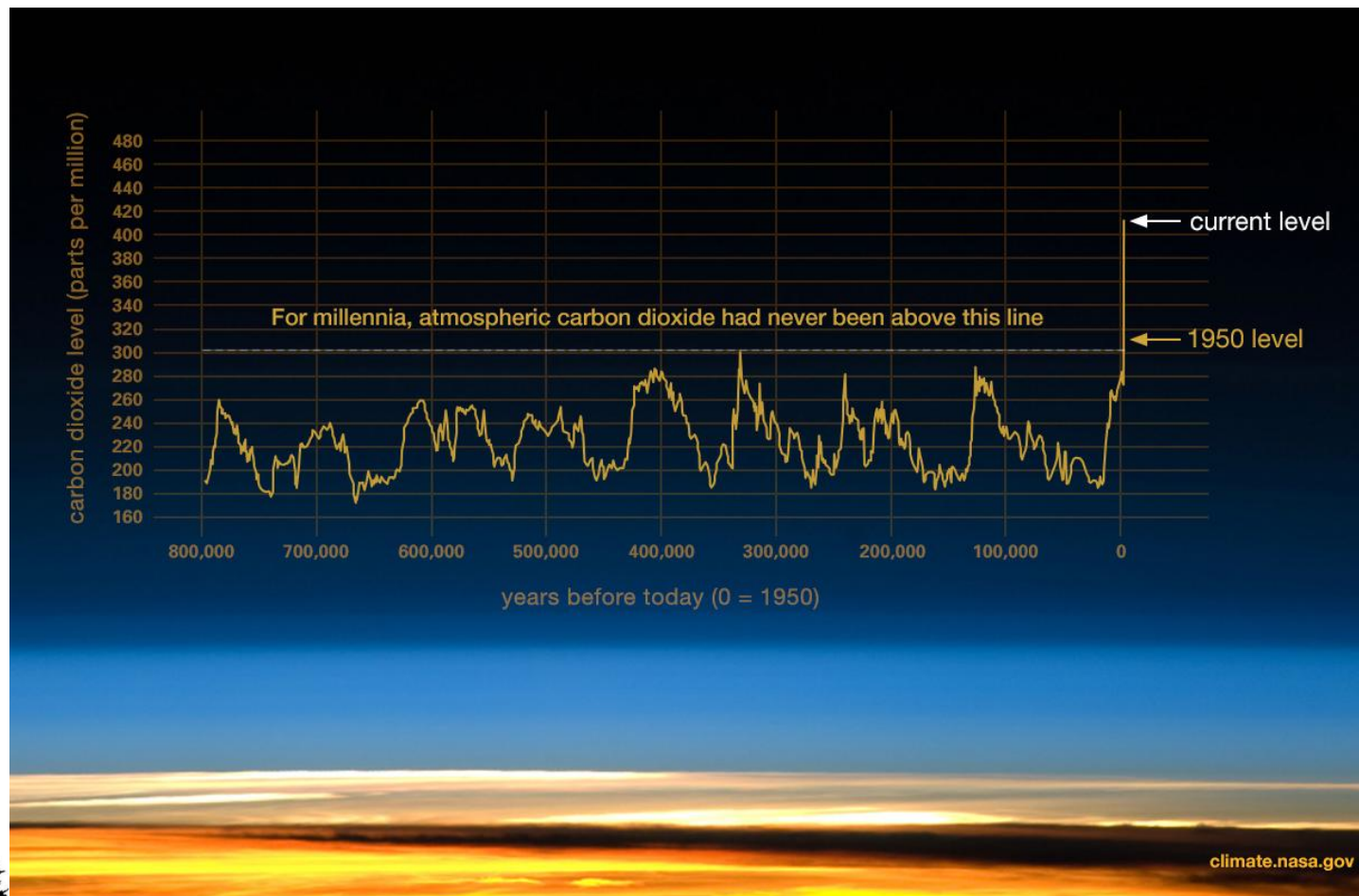
Human activities emit 60 or more times the amount of carbon dioxide released by volcanoes each year. ... On the scale of CO₂ emissions, human sources far outweigh volcanoes.

[NOAA Climate.gov](#)



Lets put it in perspective...

- You can see 1,000,000+ years of relative stability
- Natural fluctuations ranged from 185 ppm to 280 ppm
- In 2013, CO₂ levels **surpassed 400 ppm** for the first time in recorded history



<https://climate.nasa.gov/vital-signs/carbon-dioxide/>

The biggest GHG emitting fuels

Coal generates the most CO₂ emissions of any fossil fuel and yet remains the world's dominant energy source

Gasoline & Diesel (oil) for transportation

Natural Gas is marketed as clean energy but it is highly polluting

- Methane 84 times more potent than CO₂ over a 20 year period
- Methane leaks a lot – leaked methane cancels out CO₂ reduction brought about by replacing coal with natural gas



Wildhorse Wind Farm, Ellensburg WA

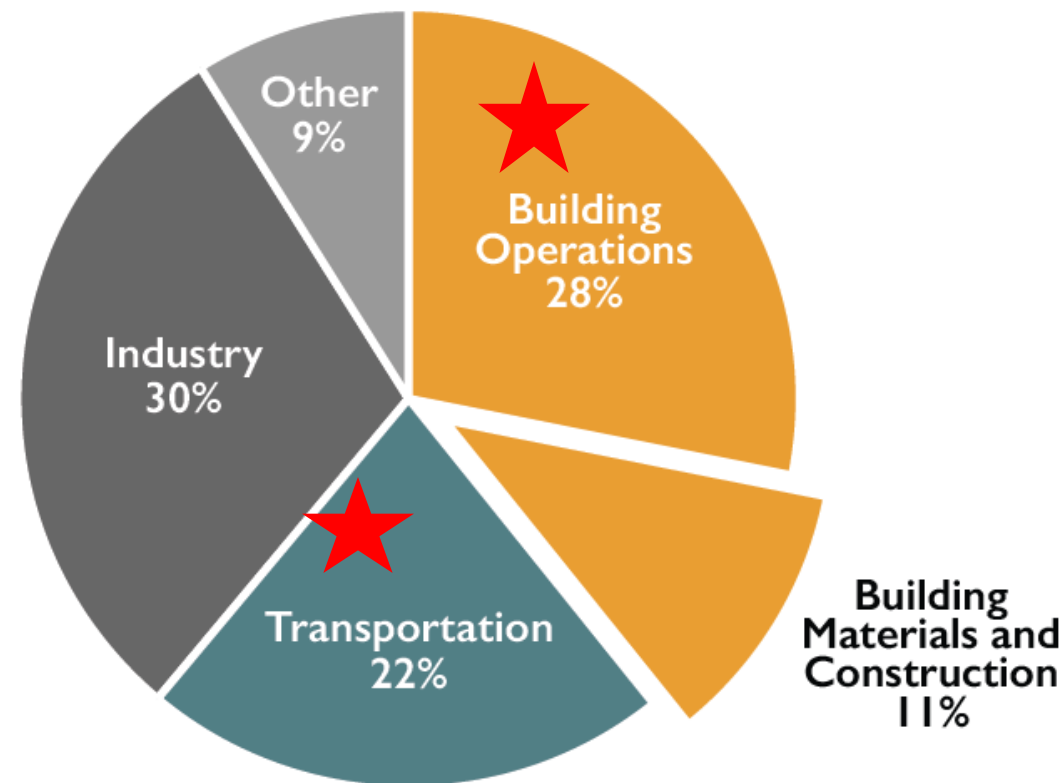
<https://www.greenamerica.org/fight-dirty-energy/amazon-build-cleaner-cloud/natural-gas-why-it-dirty>

Largest source of greenhouse gas emissions

in the United States are from burning of fossil fuels

- Planes Trains & Automobiles
- Electricity for Buildings
- Heat for Buildings

Global CO₂ Emissions by Sector



Source: © 2018 2030, Inc. / Architecture 2030. All Rights Reserved. Data Sources: UN Environment Global Status Report 2017; EIA International Energy Outlook 2017



Solutions

- We can see the implications of inaction.
- How do we take action? And what would that look like?
- The proposed declaration provides a framework for this, with guidelines for solutions to help save our local economy, lifestyle, and resources.
- We can work toward change by targeting the biggest offenders...



Sustainability (the three E's)

Meeting our own needs without compromising the ability of future generations to meet their own needs

- **Environment**

Sustainability aims to protect the environment by minimizing the use of non-renewable resources, and using renewable resources at a rate they can be sustained

- **Economy**

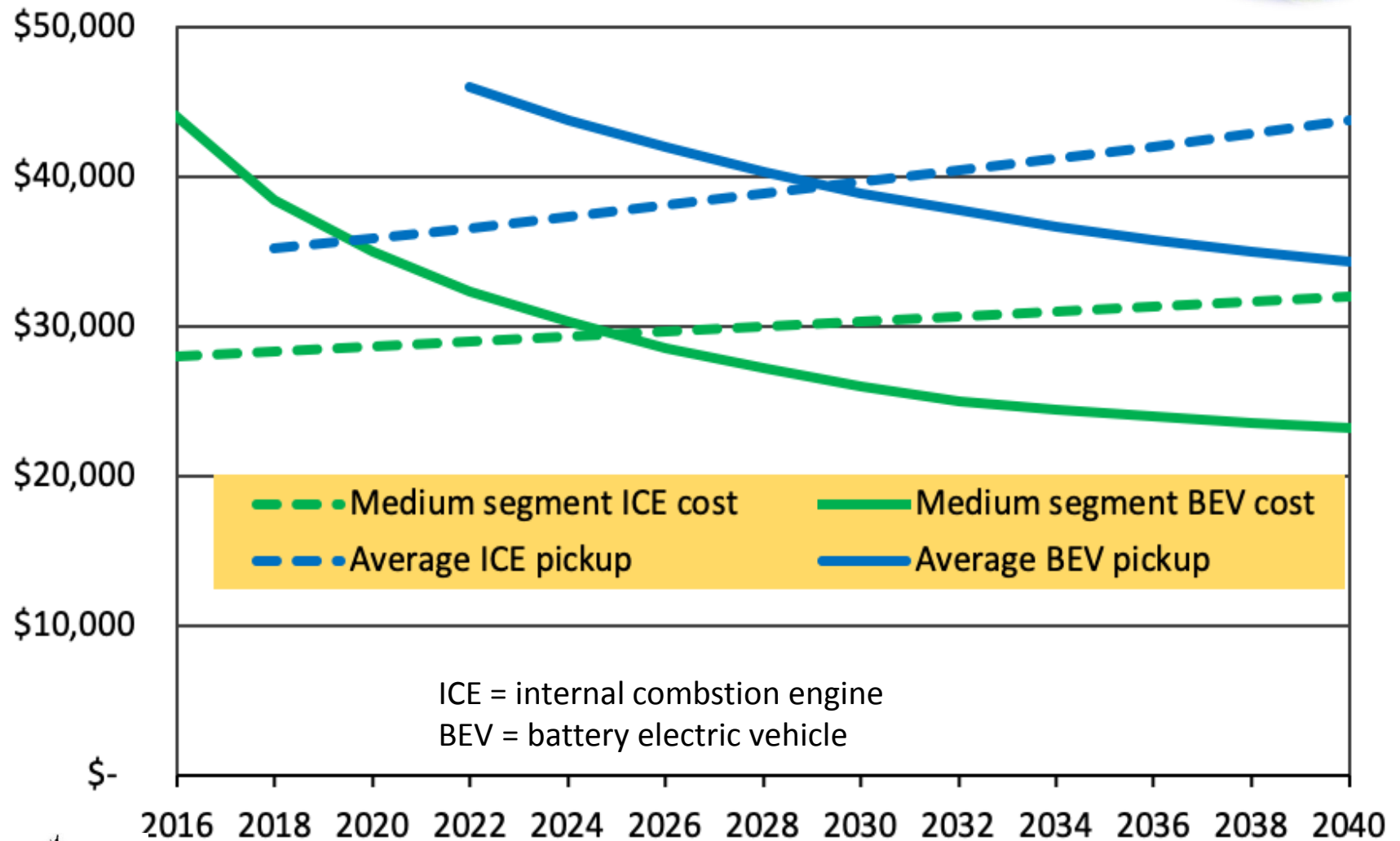
Sustainability aims at developing an *economy* that is vital and dynamic and *integrated with environmental goals*

- **Equity/Social Benefit**

Sustainability aims at ensuring that while achieving environmental and economic goals, *all aspects of society are benefited, and no aspects of society are harmed*



Electric Vehicles becoming Cheaper to purchase than Gasoline/Diesel



And they're cheaper to operate too!



White Salmon can save millions by DeCarbonizing Infrastructure



Sector	Annual fuel costs (\$M)	2030 target (\$M)	2050 target (\$M)	New policies
Transportation fuels	5.2	2.6	0	<ul style="list-style-type: none"> Accelerate EVs with carrots and sticks at city & state level EV-ready building code Provide more public chargers
Electricity use	2.3	3.0	3.7	<ul style="list-style-type: none"> Utilities finance EVs & chargers Expand for ~60% load growth
Natural gas use	0.5	0.25	0	<ul style="list-style-type: none"> No new hookups until utility is on IPCC 2030 GHG trajectory.
Total	8	5.85	3.7	<i>million saved!!</i>

Source: Rough estimate scaled from Hood River County energy inventory

The sooner we transition, the more money we save.



Microgrids offer Resilience



- Wildfire severity increasing faster than predicted
- A microgrid is locally controlled, & functions with the grid or alone
- Typically uses solar generation and battery storage
- Homes, businesses, city and county response centers
- Microgrids can include other types of generation and storage, charge and discharge vehicles, & be scaled for a small town
- **Provides power during an emergency**

Blue Lake Rancheria
microgrid (CA) kept the lights
on during Public Safety
Power Shutoff in 2019



Traditional Buildings are Big Users

- They produce 40% of GHG emissions
- They use 70% of electricity produced in the US



But Green Buildings can

- Drastically cut energy use, decreased utility bills
- Cost <2%, but yield over 10 times that over the building's life! (Life Cycle Cost)
- Reduce GHG emissions
- Increase worker productivity

Tofurkey Plant Hood River Waterfront

- The Tofurkey Plant in Hood River is rated LEED Platinum, the highest rating available.
- **This facility is 34% more efficient than the current Oregon building code standard**



Tofurkey Plant Hood River



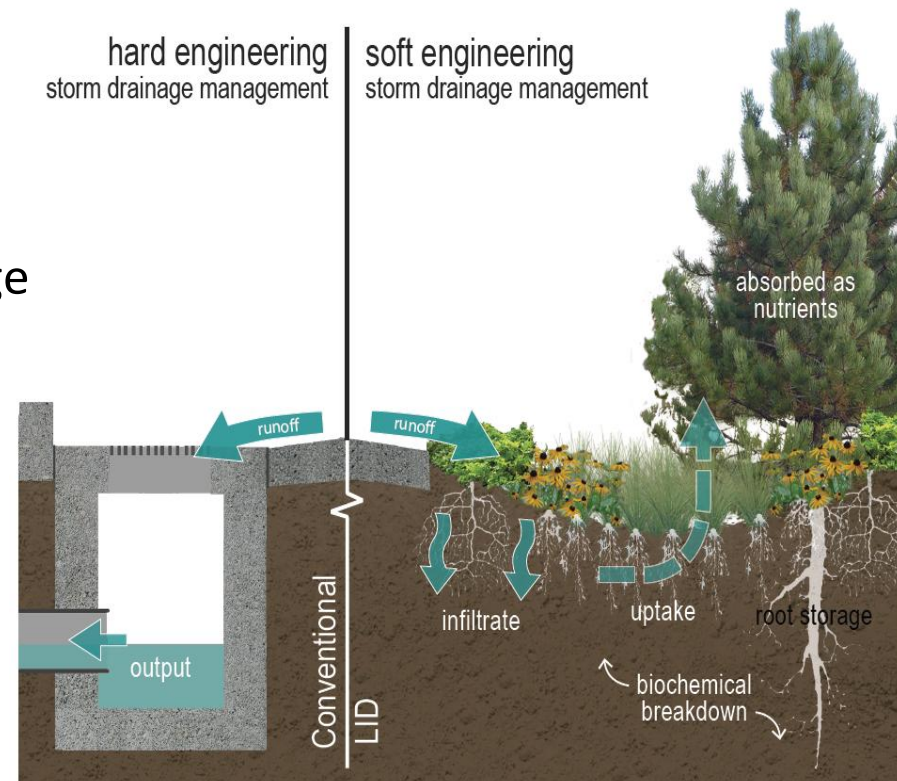
https://en.wikipedia.org/wiki/Green_building

Low-impact development Helps replace Nature's Carbon Cycle



(LID) emphasizes conservation and use of on-site natural features to manage stormwater & protect water quality.

- Treat it where it falls - **saves on \$ infrastructure**
- Reduce run-off volume, less strain on infrastructure
- Reduces water needing treatment - saves \$
- Reduce heat island - **save electricity**
- Green aesthetics is good for business
- Pervious surface allows storm water to recharge aquifers
- Cleanses storm water of pollutants naturally
- Improve air quality & provide habitat



Can we fix it?

Think Globally, Act Locally

Social movements that originate in the grassroots of society contain the potential to shape history

- Work with citizen Task Force
- Utilize outside expertise
- Educate & Include our Community
- Incorporate into Comprehensive Plan
- Take first steps, it will evolve over time



Let's Get Busy!

- We're in a Climate Crisis
- Prepare, Mitigate, & Stop Further Damage
- Save Money in the process
- White Salmon has always faced challenges head on
 - We can do this -
- The **White Salmon Climate Emergency Resolution** is the place to start.



File Attachments for Item:

3. Request for One-Time Reduction in Bill Due to Leakage, Barney Connolly

a. Presentation and Discussion

b. Action



AGENDA MEMO

Needs Legal Review: Yes
Council Meeting Date: November 4, 2020
Agenda Item: Request for One-Time Reduction in Bill Due to Leakage – Barney Connolly
Presented By: Jan Brending, Clerk Treasurer

Action Required

Authorize Clerk-Treasurer to issue a one-time reduction in utility billing due to leakage for Barney Connolly, Account No. 2448, 1390 SW Pucker Huddle Road.

Motion

Move to authorize the Clerk-Treasurer to issue a one-time reduction in utility billing due to leakage for Account No. 2448 in the amount of \$824.09.

Explanation of Issue

White Salmon Municipal code 13.068.048 allows the Clerk Treasurer to make a one-time reduction in utility billing due to leakage. However, if the amount is greater than \$500 that request must be submitted to the city council for authorization.

Attached is the Clerk-Treasurer’s draft “Leak Adjustment Request” report and supporting documentation.

Staff and/or Committee Recommendation

Staff recommends authorization a one-time reduction in billing in the amount of \$824.09 for Account No. 2448.



City of White Salmon Leak Adjustment Request

Customer Name: Barney Connolly, for Howard E. Trustee

Account Number: 2448

Service Address: 1390 SW Pucker Huddle Road

Facts:

1. The City currently reads meters every other month. Water usage covers a two-month period. The meter was read in early September for the September billing which covers water usage for a two-month period of July and August, 2020. It was reread on September 16, 2020 with the meter reading showing a total of 448,000 gallons of water going through the meter. The property owner was contacted by phone with a followup letter noting high usage. It should be noted that the property owner had a higher than normal usage reading in July for the July billing and was notified of that high reading at the time.
2. The property owner submitted a "Request for One-time Reduction in Bill Due to Leakage" dated October 7, 2020.
3. The property owner states in the request that they became aware of the leak on September 11, 2020 when they noticed a wet spot on the property.
4. The property owner states in the request that the leak was caused by by a cracked fitting and tree root. The property owner included receipts showing the purchase of equipment to repair the leak on September 11, 2020.
5. City of White Salmon public works staff verified that a leak was no longer occurring at the property on October 7, 2020 and took a meter reading of 2602 that showed only 11,000 gallons of water had gone through the meter since September 16, 2020.
6. City staff spoke by phone with the property owner regarding the July usage. The property owner stated that they did not believe the high usage noted in the July billing was associated with a leak due to high temperatures and higher than normal usage was occurring.

White Salmon Municipal Code 13.06.048 states:

In the event of a leak or failure in the service pipe, the owner may be entitled to a one-time adjustment on their bill. To be considered eligible for a one-time leak or failure adjustment the following conditions must be met:

100 N. Main Street PO Box 2139 White Salmon, Washington 98672
Telephone: (509) 493-1133 E-mail: janb@ci.white-salmon.wa.us

The City of White Salmon is an equal opportunity employer and provider.

- A. The landowner must report the leak or failure discovery to the city within seventy-two hours; and
 - B. Provide photos of leak or failure, piping or device being repaired and repair of leak or failure accompanied by receipt for labor and/or repair materials within five days of discovery.
 - C. Maintainable fixtures such as toilets, sinks, showers, sprinkler systems, above ground plumbing and other similar plumbing as determined by the city are not eligible for the leak forgiveness program.
 - D. Failure by the owner or their tenant to perform general maintenance and to make reasonable efforts, as determined by the city, to prevent damage from occurring shall result in being ineligible for the leak forgiveness program.
 - E. Depending on the age, condition or type of plumbing being repaired; the city reserves the right to require the replacement of plumbing to be considered eligible for the leak forgiveness program.
 - F. Irrigation water meter accounts are not eligible for the leak forgiveness program.
1. The property became aware of the leak on September 10, 2020 after walking the property.
 2. The leak reduction request included a statement that the leak was due to a cracked fitting and tree root. The requested included receipts for equipment that was used to repair the leak.
 3. The total water usage that went through the meter was 26,000 gallons of water for the July 2020 billing and 448,000 gallons of water for the September 2020 billing.

Water Usage and Billing History

Date	Water Usage Gallons	Water Basic	Water Usage	Water Surcharge	Sewer Basic	Sewer Overage Charges	Other Charges	Total Bill
07/30/2019	13000	58.30	19.50	6.25	0.00	0.00	0.00	84.05
08/29/2019	No Read	58.30	0.00	6.25	0.00	0.00	0.00	64.55
09/30/2019	15000	58.30	25.10	6.25	0.00	0.00	0.00	89.65
10/30/2019	No Read	58.30	0.00	6.25	0.00	0.00	0.00	64.55
11/26/2019	17000	58.30	30.70	6.25	0.00	0.00	0.00	95.25
12/30/2019	No Read	58.30	0.00	6.25	0.00	0.00	0.00	64.55
01/30/2020	10000	58.76	11.10	6.25	0.00	0.00	0.00	76.11
02/27/2020	No Read	58.76	0.00	6.25	0.00	0.00	0.00	65.01
03/30/2020	12000	58.76	17.14	6.25	0.00	0.00	0.00	82.15
04/29/2020	No Read	58.76	0.00	6.25	0.00	0.00	0.00	65.01

100 N. Main Street PO Box 2139 White Salmon, Washington 98672
 Telephone: (509) 493-1133 E-mail: janb@ci.white-salmon.wa.us

The City of White Salmon is an equal opportunity employer and provider.

05/28/2020	16000	58.76	28.62	6.25	0.00	0.00	0.00	93.63
06/29/2020	No Read	58.76	0.00	6.25	0.00	0.00	0.00	65.01
07/30/2020	26000	58.76	57.32	6.25	0.00	0.00	0.00	122.33
08/28/2020	No Read	58.76	0.00	6.25	0.00	0.00	0.00	65.01
09/29/2020	448000	58.76	1673.92	6.25	0.00	0.00	0.00	1738.93

White Salmon Municipal Code 13.06.048 states that the adjusted rate for the period in which the leak was detected shall be equal to one-half of the difference between the bill to be adjusted and the metered water (and sewer for businesses) charges for the same period from the previous year as the month the leak was detected. The amount must be greater than or equal to one hundred dollars in order to be eligible for the adjustment. No adjustment will be provided for July as the amount is not greater than \$100.00

The adjustment is calculated as follows:

$$15 = (10 * 1.14) + (5 * 2.87) = \$25.75$$

$$448 = (10 * 1.14) + (20 * 2.87) + (418 * 3.84) = \$1673.92$$

$$\$1673.92 - \$25.75 = \$1648.17/2 = \$824.09$$

The reduction in water consumption charges would be \$824.09. Because this amount is higher than \$500.00, the request for adjustment must be forwarded to the city council for consideration.

Decision:

The Leak Adjustment Request submitted by Barney Connolly, for Howard E. Trustee, is _____ by the city council in the amount of \$824.09 towards water consumption.

Dated this 4th day of November, 2020

Jan M. Brending, Clerk Treasurer



CITY OF WHITE SALMON

REQUEST FOR ONE TIME REDUCTION IN BILL DUE TO LEAKAGE

Note: In the event of a leak or failure in the service pipe, the owner may be entitled to a one-time adjustment on their bill with the following guidelines:

1. The landowner must report the leak's discovery to the city within seventy-two (72) hours and
2. Provide photos of the leak or failure, piping being repaired, and repair of leak or failure accompanied by receipt for labor and/or repair materials within five (5) days of discovery.
3. Maintainable fixtures such as toilets, sinks, showers, sprinkler systems, above ground plumbing and other similar plumbing as determined by the City are not eligible for the leak forgiveness program.
4. Failure of the owner or tenant to perform general maintenance and to make reasonable efforts, as determined by the City, to prevent damage from occurring shall result in being ineligible for the leak forgiveness program
5. Depending on the age, condition or type of plumbing being repaired; the City reserves the right to require the replacement of plumbing to be considered eligible for the leak forgiveness program.
6. Irrigation water meter accounts are not eligible for the leak forgiveness program.

All applications for adjustments will be submitted and reviewed by the City Clerk/Treasurer. The adjusted rate for the period in which the leak was detected shall be equal to one-half of the difference between the bill to be adjusted and the metered water charges for the same period from the previous year and month the leak was detected. This amount must be greater than or equal to \$100.00 to be eligible for the adjustment.

Excess sewer charges due to water line leaks shall be adjusted accordingly. All leak adjustments must be approved by the City Clerk/Treasurer prior to credit on account. Unless otherwise stated in this chapter, each water account shall be entitled to the benefits of this section not more than once per property owner on any meter or subsequent meter for the same location. The maximum amount of the water forgiveness shall not exceed \$500.00 without council approval.

Date 10-7-20 Customer Name Barney Connolly Acct # 2448
 Address 1390 SW Pucker Huddle RD / SERVICE Location
 Billing period From 08/01/20 to 9/16/20 Usage Metered 448 gallons
 Bill Date 9/29/20 Consumption Billed (not bill total) \$ 1,673.92
 Date and how you became aware of the leak Date 9-10-20 wet spot How you came to know about leak water usage above average
 Date you notified City of leak 10-5-20
 Description of cause of leak or excess water use CRACKED fitting & Tree Root

Are repairs completed on the leak? Y N If not, when will they be completed? _____

Detailed explanation of repair and who did the repair _____


Has an insurance claim been filed? Y N If so, have you received reimbursement? Y N

I request a reduction of my water bill, based on an unknown leak, and further state that as soon as I was made aware of the leak, I immediately took steps to reduce the same. By signing this form, I acknowledge that these statements are true and accurate.

Signed Barney Connolly Date 10-7-20

PO Box 2139 100 N Main St White Salmon, WA 98672

City of White Salmon is an equal opportunity employer and provider



City of WHITE SALMON

P.O. Box 2139
 White Salmon, WA 98672
 (509) 493-1133
 www.white-salmon.net

The City of White Salmon is an equal opportunity provider and employer.

DUE DATE	ACCOUNT NO.
10/20/2020	2448
BILL DATE	AMOUNT DUE
09/29/2020	\$1,738.93
SERVICE LOCATION	
1390 SW PUCKER HUDDLE RD	

METER NUMBER	READING DATES		BILLING DAYS	METER READINGS		USAGE	SERVICE DESCRIPTION	AMOUNT
	PREVIOUS	PRESENT		PREVIOUS	CURRENT			
073125.0	00/00/00	09/16/20		2143	2591	448	Previous Balance	65.01

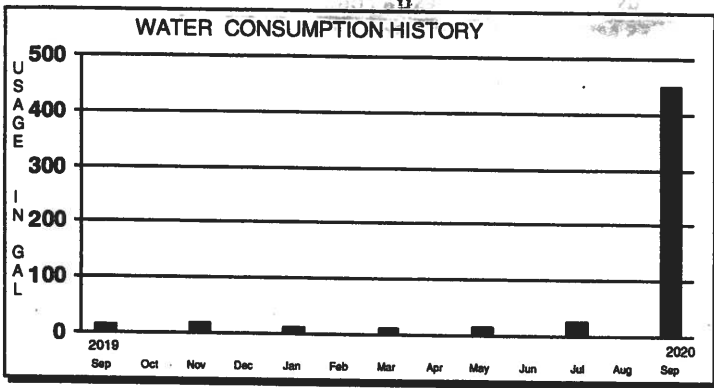
High Usage

Adjustments	0.00
Payments	65.01

Water Base	58.76
Water Usage	1,673.92
Water Rights Fund	6.25

Current Charges 1,738.93

30:	0.00	60:	0.00	90+:	0.00
-----	------	-----	------	------	------



The City accepts Visa, MasterCard and Discover.

Paid by ACH

TOTAL DUE **1,738.93**

The meters were read this month, which means that water usage has been billed on this bill. Rather than estimating your usage for the month we do not read meters, we bill actual usage every other month and pro-rate it over the two months. This ensures accurate billing of consumption tier rates and that you are not overcharged. The usage included on your bill is for the months of July and August 2020. Please note that you may see an increase in your water usage due to the stay at home order.

Payment of this bill is due on October 20, 2020.

Although late fees are not being assessed at this time, any unpaid balance on utility accounts are considered past due. We encourage customers to make any payment they can afford to minimize an outstanding balance due when regular billing procedures are reinstated.

THANK YOU FOR SHOPPING AT
 ACE HARDWARE - WHITE SALMON
 White Salmon Ace Hardware
 250 E. Jewett Blvd
 White Salmon WA 98672
 (509) 493-1133
 09/11/20 1:43PM NRG 453 SALE

4337143 1 EA 23.99 EA 23.99
 BALL VLVE 1"TH 600PSI .69 FT .69
 44877 1 FT .69 FT .69
 PIPE SCH40 1"X10'P END P
 1/FT= PRICE PER FT- \$.69
 4000678 1 EA 6.59 EA 6.59
 REPAIR COUPLING 3/4" WHT
 SUB-TOTAL:\$ 31.27 TAX:\$ 2.35
 TOTAL:\$ 33.62
 CASH TEND: 40.00 CHANGE: 6.38



==>> JRNL#F24817/5 <<==
 CUST NO: *1
 Customer Copy

White Salmon Ace Hardware
 250 E. Jewett Blvd
 White Salmon WA 98672
 ()

09/11/20 4:52PM KJE 453 SALE
 49806 1 EA 4.59 EA 4.59
 PRIMER PVC PURPLE 40Z
 4039426 1 EA 6.59 EA 6.59
 CEMENT ALL PURPOSE 40Z 6.59
 43118 1 EA 1.39 EA 1.39
 ADAPTR SCH40PVC1"SL1"MPT 1.39
 43106 3 EA .79 EA 2.37
 COUPLE 1" SXS SCH40
 4000672 1 EA 7.59 EA 7.59
 REPAIR COUPLING 1" WHT
 SUB-TOTAL:\$ 22.53 TAX:\$ 1.69
 TOTAL:\$ 24.22
 CASH TEND: 25.00 CHANGE: .78



==>> JRNL#F24957/5 <<==
 CUST NO: *1
 Customer Copy

ACCOUNT HISTORY

City Of White Salmon
 MCAG #: 0481
 07/30/2019 To: 10/26/2020
 Time: 10:42:33 Date: 10/26/2020
 Page: 1

Name	Cur:	Prv:	Used:	Billing	Base	Usage Surcharge	Other	Tax	Late Fees	Interest	Amt Billed:	Total
Howard, E. Trustee Acct #: 2448	2047	2034		13	58.30	19.50	6.25				84.05	84.05
Water:												
Electric:												
Howard, E. Trustee Acct #: 2448	2047	2047		15	58.30	25.10	6.25				89.65	89.65
Water:												
Electric:												
Howard, E. Trustee Acct #: 2448	2079	2062		17	58.30	30.70	6.25				95.25	95.25
Water:												
Electric:												
Howard, E. Trustee Acct #: 2448	2089	2079		10	58.76	11.10	6.25				76.11	76.11
Water:												
Electric:												
Howard, E. Trustee Acct #: 2448	2089	2089		12	58.76	17.14	6.25				82.15	82.15
Water:												
Electric:												
Howard, E. Trustee Acct #: 2448	2101	2101		12	58.76	17.14	6.25				82.15	82.15
Water:												
Electric:												

ACCOUNT HISTORY

City Of White Salmon
MCAG #: 0481

Time: 10:42:33 Date: 10/26/2020
Page: 2

07/30/2019 To: 10/26/2020

Name	Base	Usage Surcharge	Other	Tax	Late Fees	Interest	Total
Howard, E. Trustee Acct #: 2448	58.76	28.62	6.25				93.63
	Cur: 2117	Used: 2101	Water: 05/28/2020 Sewer: Billing 16 Garbage: 16 Electric: 2101				Amt Billed: 93.63
Howard, E. Trustee Acct #: 2448	58.76	6.25					65.01
	Cur: 2117	Used: 2117	Water: 06/29/2020 Sewer: Billing Garbage: Electric: 2117				Amt Billed: 65.01
Howard, E. Trustee Acct #: 2448	58.76	57.32	6.25				122.33
	Cur: 2143	Used: 2117	Water: 07/30/2020 Sewer: Billing 26 Garbage: Electric: 2117				Amt Billed: 122.33
Memo: High Usage - LEAK							
Howard, E. Trustee Acct #: 2448	58.76	6.25					65.01
	Cur: 2143	Used: 2143	Water: 08/28/2020 Sewer: Billing Garbage: Electric: 2143				Amt Billed: 65.01
Howard, E. Trustee Acct #: 2448	58.76	1,673.92	6.25				1,738.93
	Cur: 2591	Used: 2143	Water: 09/29/2020 Sewer: Billing 448 Garbage: Electric: 2143				Amt Billed: 1,738.93
Memo: High Usage							

	Water		Sewer		Garbage		Electric	
	Total	Average	Total	Average	Total	Average	Total	Average
Basic	878.64	58.58	0.00		0.00		0.00	
Usage:	1,863.40	124.23	0.00		0.00		0.00	
Surcharge:	93.75	6.25	0.00		0.00		0.00	
Other:	0.00		0.00		0.00		0.00	
Tax:	0.00		0.00		0.00		0.00	
Late Fees:	0.00		0.00		0.00		0.00	
Interest:	0.00		0.00		0.00		0.00	
	2,835.79	189.05	0.00	0.00	0.00	0.00	0.00	0.00
							2,835.79	189.05

Number of Invoices: 15
Water Cons: 37
Utility Deposits: 0.00
Total: 2,835.79 189.05

Class: 2 OUT CITY RESII Units:1.00 Months: 1 Units/Rate: 1.00

	Base	Rate 2	Rate 3	Rate 4	Rate 5	Excess	Totals
Consumption	0	10	20	0	0	418	448
Units Charged:		10.00	20.00			418.00	
Charge/Unit:		1.14000	2.87000	0.00000	0.00000	3.84000	
Cost:	58.76	11.40	57.40			1,605.12 =	1,732.68

~~58.76~~
1673.92

	Base	Rate 2	Rate 3	Excess	% Of Water	Totals
Consumption	0	0	0	448		448
Units Charged:		0.00	0.00	0.00		
Charge/Unit:		0.00000	0.00000	0.00000		
Cost:	6.25					= <u>6.25</u>

Total: 1,738.93

$$\begin{array}{r}
 1673.92 \\
 - 25.75 \\
 \hline
 1648.17 \\
 \div 2 \\
 \hline
 824.09
 \end{array}$$

Class: 2 OUT CITY RESII Units:1.00 Months: 1 Units/Rate: 1.00

	Base	Rate 2	Rate 3	Rate 4	Rate 5	Excess	Totals
Consumption	0	10	5	0	0	0	15
Units Charged:		10.00	5.00			0.00	
Charge/Unit:		1.14000	2.87000	0.00000	0.00000	3.84000	
Cost:	58.76	11.40	14.35			=	84.51
							<u>58.76</u>
				Units/Rate:	0.00		<u>25.75</u>
	Base	Rate 2	Rate 3	Excess	% Of Water		Totals
Consumption	0	0	0	15			15
Units Charged:		0.00	0.00	0.00			
Charge/Unit:		0.00000	0.00000	0.00000			
Cost:	6.25					=	<u>6.25</u>
					Total:		90.76

File Attachments for Item:

4. 2020 Vacation Carryover and Buyout Proposal

a. Presentation and Discussion

b. Action



AGENDA MEMO

Needs Legal Review: Yes
Council Meeting Date: November 4, 2020
Agenda Item: 2020 Vacation Leave Carryover and Buyout
Presented By: Marla Keethler, Mayor and Jan Brending, Clerk Treasurer

Action Required

Authorize vacation leave carryover and buyout as specified.

Motion

Motion to authorize vacation leave carryover and buyout as specified below.

Explanation of Issue

All but two employees are allowed to carryover a maximum of 80 hours per year. Jan Brending and Pat Munyan's maximum carryover is 40 hours per year (based on contract changes at the end of 2019). All employees have used at least a minimum of 40 hours of leave in 2020. Because of COVID19, some employees were not able to take planned vacations due to restrictions. In addition, several employees have not taken vacation due to the workload they are covering. We are proposing that the following employees carry over additional leave for 2021:

Jan Brending: Propose to carryover 80 hours versus 40 hours
Pat Munyan: Propose to carryover 80 hours versus 40 hours
Madelyn McIlwain: Proposed to carryover 144 hours versus 80 hours (Madelyn McIlwain did not become eligible to take leave until December 12, 2020 due to probation requirements. Because of leave and training already scheduled, she is not able to take leave in the last two weeks of the year).

We are also proposing that the following employees be bought out of leave up to a certain amount (vacation taken through December 15, 2020 may reduce the amount of leave bought out).

Jan Brending	43.41 hours
Jeff Cooper	78.00 hours
Kate Daniels	68.00 hours
Lisa George	62.07 hours
Ed Gunnyon	24.00 hours
Mike Hepner	85.00 hours
Bill Hunsaker	14.00 hours
Ross Lambert	72.58 hours
Pat Munyan	68.75 hours
Frank Randall	63.00 hours
Troy Rosenberg	40.03 hours

The maximum cost for the leave buyout is \$24,236.23 (Current Expense - \$16,903.98; Street - \$2,074.13; Water - \$4,592.04; and Wastewater - \$666.08).

Staff Recommendation

Administration and staff recommend the city council authorize vacation leave carryover and buyout as proposed.

File Attachments for Item:

5. Crestline Payment No. 8 and USDA Reimbursement Request No. 8

a. Presentation and Discussion

b. Action



AGENDA MEMO

Needs Legal Review: Yes
Council Meeting Date: November 4, 2020
Agenda Item: Authorization of Crestline Construction Payment No. 8 and USDA Reimbursement Request No. 8
Presented By: Jan Brending, Clerk Treasurer

Action Required

Authorize the Crestline Construction Payment No. 8 and USDA Reimbursement Request No. 8.

Motion

Move to approve Crestline Construction Payment No. 8 in the amount of \$260,556.17 and USDA Reimbursement Request No. 8 in the amount of \$301,973.52.

Explanation of Issue

See attached Crestline Construction Payment No. 8 and USDA Reimbursement Request No. 8.

Staff Recommendation

Staff recommends the city council authorize payment of Crestline Construction Payment No. 8 in the amount of \$260,556.27 and authorize submittal of USDA Reimbursement Request No. 8 in the amount of \$301,973.52.

OUT LAY REPORT AND REQUEST FOR REIMBURSEMENT

Draw Request Number:	City of White Salmon			Jewett Water Main Improvements 2019		USDA Rural Development		
	Initial Budget	Current Budget	Previous Paid to Date	No. 8	Paid to Date		Balance Remaining	%
No. 8								
Misc. Soft Costs								
Administrative & Legal	10,000.00	10,000.00	3,193.00		3,193.00		6,807.00	31.93%
Bond Counsel	15,000.00	15,000.00	-		-		15,000.00	0.00%
Interim Financing	95,000.00	95,000.00	-		-		95,000.00	0.00%
							-	0.00%
							-	0.00%
							-	0.00%
							-	0.00%
							-	0.00%
							-	0.00%
Engineering/Architectural								
Design Services	105,000.00	268,700.00	267,319.32		267,319.32		1,380.68	99.49%
Bidding, Construction & Observation Services	325,000.00	325,000.00	186,687.09	41,417.25	228,104.34		96,895.66	70.19%
							-	0.00%
							-	0.00%
							-	0.00%
							-	0.00%
							-	0.00%
							-	0.00%
							-	0.00%
Construction w/ sales tax								
Crestline Construction Comp LLC	2,307,501.48	2,504,837.52	1,657,219.12	260,556.27	1,917,775.39		587,062.13	76.56%
							-	0.00%
							-	0.00%
							-	0.00%
							-	0.00%
							-	0.00%
							-	0.00%
							-	0.00%
Contingency	589,498.52	240,771.23					240,771.23	
Contingency as a Percent of Total	17.10%	6.96%						
Total	3,447,000.00	3,459,308.75	2,114,418.53	301,973.52	2,416,392.05		1,042,916.70	69.85%
PROJECT FUNDING BREAKDOWN								
Applicant contribution	254,000.00	266,308.75	266,308.75		266,308.75		-	100.00%
Other Funders 1							-	0.00%
Other Funders 2							-	0.00%
Other Funders 3							-	0.00%
Other Funders 4							-	0.00%
Other Funders 5							-	0.00%
Other Funders 6							-	0.00%
Other Funders 7							-	0.00%
Other Funders 8							-	0.00%
Other Funders 9							-	0.00%
USDA RD Loan	3,193,000.00	3,193,000.00	1,848,109.78	301,973.52	2,150,083.30		1,042,916.70	67.34%
USDA RD Grant							-	0.00%
Total	3,447,000.00	3,459,308.75	2,114,418.53	301,973.52	2,416,392.05		1,042,916.70	69.85%
FUNDS - DIFFERENCE								
Date of Outlay Report	9/1/2020							
APPROVAL AND SIGNATURE SECTION						Version 3.2 - 12/24/2009		
OWNER'S APPROVAL:								
Mayor Marla Keethler	DATE	OWNER CERTIFICATION: I certify that to the best of my knowledge and belief the billed costs or disbursements are in accordance with the terms of the project and that the reimbursement represents the Federal share due which has not been previously requested and that an inspection has been performed and all work is in accordance with the terms of the award.						
ENGINEER/ARCHITECT APPROVAL:								
Dave Jepsen	DATE	Invoices will be approved by the borrower and their engineer, as appropriate, and submitted to the processing office for concurrence. The review and acceptance of project costs, including construction pay estimates, by USDA Rural Development does not attest to the correctness of the amounts, the quantities shown or that the work has been performed under the terms of the agreements or contracts.						
USDA RURAL DEVELOPMENT CONCURRENCE:								
RD Specialist Name	DATE	Notes:						

CONTRACTOR'S APPLICATION FOR PAYMENT NO. 8

To Owner: City of White Salmon, Washington
 From Contractor: Crestline Construction Company, LLC
 Project: Jewett Water Main Improvements
 Application Period: October 1, 2020 through October 23, 2020
 Application Date: October 29, 2020

Date of Substantial Completion		Date Ready for Final Payment	
Original:	<u>September 16, 2020</u>	Original:	<u>October 16, 2020</u>
Revised:	<u>November 26, 2020</u>	Revised:	<u>December 26, 2020</u>
On Schedule:	Yes X No	On Schedule:	Yes X No

Change Order Summary		
Approved Change Orders		
Number	Additions	Deductions
1	\$12,308.75	
2	\$25,262.50	
3	\$18,006.25	
4	\$4,573.49	
5	\$137,185.05	
TOTALS	\$197,336.04	\$0.00
NET CHANGE BY CHANGE ORDERS	\$197,336.04	

Current Contract Price

1. Original Contract Price	\$2,307,501.48
2. Net Change by Change Orders	\$197,336.04
3. Current Contract Price (1 plus 2)	\$2,504,837.52

Application For Payment

1. Total Work Completed and Stored to Date (see attached)	\$1,871,000.38
2. Retainage Withheld (5%)	(\$93,550.02)
3. Retainage Paid	\$0.00
4. Sales Tax (7.5%)	\$140,325.03
5. Liquidated Damages Withheld	\$0.00
6. Less Previous Applications for Payments	(\$1,657,219.12)
7. AMOUNT DUE THIS APPLICATION	\$260,556.27

Contractor's Certification:

The undersigned Contractor certifies, to the best of its knowledge, the following: (1) All previous progress payments received from Owner on account of Work done under the Contract have been applied on account to discharge Contractor's legitimate obligations incurred in connection with Work covered by prior Applications for Payment; (2) Title of all Work, materials, and equipment incorporated in said Work or otherwise listed in or covered by this Application for Payment will pass to Owner at time of payment free and clear of all Liens, security interests, and encumbrances (except such as are covered by a Bond acceptable to Owner indemnifying Owner against any such Liens, security interest, or encumbrance); (3) All Work covered by this Application for Payment is in accordance with the Contract Documents and not defective; (4) Record Drawings are up-to-date, accurate, and complete for Work performed; and (5) Certified payroll forms are current and account for all applicable personnel.

Dated: 10/30/2020

Contractor: **Crestline Construction Company, LLC**

By: Cindy Headley

Digitally signed by Cindy Headley
DN: cn=Cindy Headley, email=Cindy.Headley@crestlineconstruction.com, o=Crestline Construction Company, LLC
Date: 2020.10.30 09:29:51-0700

The "Amount Due this Application" is shown on page 1.

Recommended by Engineer

Anderson Perry & Associates, Inc.

Dated: 10/30/2020

By: David Jenken PE

Approved by Owner

City of White Salmon, Washington

Dated: _____

By: _____

Title: _____

Concurred with by Agency

USDA Rural Development

Dated: _____

By: _____

Title: _____

**CONTRACTOR'S APPLICATION FOR PAYMENT NO. 8
CITY OF WHITE SALMON, WASHINGTON
JEWETT WATER MAIN IMPROVEMENTS**

Bid Item No.	Description	BID PRICES			PREVIOUS		THIS PERIOD (Calculated)		TOTAL TO DATE (Basis of Payment)	
		Qty.	Unit	Unit Price	Qty.	Amount	Qty.	Amount	Qty.	Amount
		1	Mobilization/Demobilization	All Req'd	LS	\$75,000.00	75%	\$56,250.00	0%	\$0.00
2	Construction Facilities and Temporary Controls	All Req'd	LS	75,000.00	95%	71,250.00	0%	0.00	95%	71,250.00
3	ESC Lead	30	DAY	90.00	3	270.00	0	0.00	3	270.00
4	Trench Excavation System Safety System	All Req'd	LS	1,500.00	100%	1,500.00	0%	0.00	100%	1,500.00
5	Potholing All Known Connections, Crossings, and Utility Crossings	All Req'd	LS	26,000.00	94.5%	24,570.00	4%	1,040.00	98.5%	25,610.00
6	Potholing - Additional	30	HR	300.00	60	18,000.00	2	600.00	62	18,600.00
7	Cap Existing Water Mains	23	EA	250.00	0	0.00	6	1,500.00	6	1,500.00
8	Abandonment of Existing PRV Vaults	All Req'd	LS	6,900.00	0%	0.00	0%	0.00	0%	0.00
9	Remove Existing Valve Boxes	32	EA	100.00	0	0.00	10	1,000.00	10	1,000.00
10	Remove Existing Fire Hydrant	9	EA	850.00	7	5,950.00	0	0.00	7	5,950.00
11	Rock Excavation	400	CY	50.00	161	8,050.00	1	50.00	162	8,100.00
12	Foundation Stabilization	40	CY	55.00	0	0.00	0	0.00	0	0.00
13	Asphalt Removal	5,380	SY	2.00	3,018	6,036.00	0	0.00	3,018	6,036.00
14	Temporary Asphalt Installation and Removal, 2 In. Thick	3,770	LF	13.00	8,958	116,454.00	0	0.00	8,958	116,454.00
15	Temporary Asphalt Installation and Removal, 3 In. Thick	1,610	LF	17.00	0	0.00	0	0.00	0	0.00
16	Repair of Unmarked Storm Drain Line	6	EA	490.00	3	1,470.00	0	0.00	3	1,470.00
17	Repair of Unmarked Water Service Line	9	EA	500.00	3	1,500.00	0	0.00	3	1,500.00
18	Repair of Unmarked Sewer Service Line	5	EA	485.00	1	485.00	0	0.00	1	485.00
19	Repair of Unmarked Irrigation System	7	EA	180.00	1	180.00	0	0.00	1	180.00
20	Asphalt Restoration, HMA Cl. 3/8- or 1/2-In. PG 64H-28	2,520	TON	149.00	0	0.00	1,044.41	155,617.09	1,044.41	155,617.09
21	Job Mix Compliance Price Adjustment	EST	CALC	1.00	0	0.00	0	0.00	0	0.00
22	Compaction Price Adjustment	EST	CALC	1.00	0	0.00	0	0.00	0	0.00
23	Cyclic Density Price Adjustment	EST	CALC	1.00	0	0.00	0	0.00	0	0.00
24	Pavement Marking Restoration	All Req'd	LS	2,625.00	0%	0.00	0%	0.00	0%	0.00
25	Concrete Sidewalk Removal and Restoration	140	SY	85.00	168.5	14,322.50	0	0.00	168.5	14,322.50
26	Concrete Curb Removal and Restoration	250	LF	62.00	155	9,610.00	0	0.00	155	9,610.00
27	Gravel Surfacing	310	SY	12.00	310	3,720.00	0	0.00	310	3,720.00
28	Erosion Control Matting	40	SY	4.00	0	0.00	0	0.00	0	0.00
29	Landscaping Restoration	1,100	SF	19.00	0	0.00	0	0.00	0	0.00
30	12-In. Water Main	5,240	LF	82.00	5,257	431,074.00	0	0.00	5,257	431,074.00
31	8-In. Water Main	2,960	LF	63.00	2,180	137,340.00	614	38,682.00	2,794	176,022.00
32	6-In. Water Main	430	LF	51.00	353	18,003.00	0	0.00	353	18,003.00
33	4-In. Water Main	25	LF	75.00	0	0.00	0	0.00	0	0.00
34	2-In. Water Main	120	LF	38.00	40	1,520.00	0	0.00	40	1,520.00
35	2-In. Water Main Under Retaining Wall	All Req'd	LS	3,300.00	100%	3,300.00	0%	0.00	100%	3,300.00
36	1-In. Water Service Line <i>(Revised Per CO-1, Item No. 1-3)</i>	1,910	LF	25.00	1,754	43,850.00	0	0.00	1,754	43,850.00
37	Water Service Line, Service Side <i>(Revised Per CO-1, Item No. 1-4)</i>	385	LF	44.00	348	15,312.00	0	0.00	348	15,312.00
38	Water Service Line, Main Connection	67	EA	150.00	62	9,300.00	0	0.00	62	9,300.00
39	Water Service Line, Meter Connection	69	EA	100.00	62	6,200.00	0	0.00	62	6,200.00
40	New or Relocated Water Meter	32	EA	800.00	61	48,800.00	0	0.00	61	48,800.00
41	Connection to Existing 8-In. Water Line	2	EA	5,300.00	0	0.00	0	0.00	0	0.00
42	Connection to Existing 6-In. Water Line	16	EA	5,000.00	9	45,000.00	6	30,000.00	15	75,000.00
43	Connection to Existing ≤ 4-In. Water Line	5	EA	4,500.00	3	13,500.00	0	0.00	3	13,500.00
44	Non-Potable Crossing, CDF	5	EA	550.00	0	0.00	0	0.00	0	0.00
45	Non-Potable Crossing, Casing Pipe	9	EA	2,000.00	0	0.00	0	0.00	0	0.00

**CONTRACTOR'S APPLICATION FOR PAYMENT NO. 8
CITY OF WHITE SALMON, WASHINGTON
JEWETT WATER MAIN IMPROVEMENTS**

Bid Item No.	Description	BID PRICES			PREVIOUS		THIS PERIOD (Calculated)		TOTAL TO DATE (Basis of Payment)	
		Qty.	Unit	Unit Price	Qty.	Amount	Qty.	Amount	Qty.	Amount
46	12-In. Gate Valve	27	EA	\$2,300.00	31	\$71,300.00	0	\$0.00	31	\$71,300.00
47	8-In. Gate Valve	28	EA	1,300.00	23	29,900.00	3	3,900.00	26	33,800.00
48	6-In. Gate Valve	1	EA	975.00	0	0.00	0	0.00	0	0.00
49	4-In. Gate Valve	1	EA	770.00	0	0.00	0	0.00	0	0.00
50	2-In. Gate Valve	4	EA	575.00	3	1,725.00	0	0.00	3	1,725.00
51	8-In. Tapping Valve and Sleeve	1	EA	6,300.00	0	0.00	1	6,300.00	1	6,300.00
52	Fire Hydrant Assembly and Auxiliary Valve	19	EA	4,100.00	15	61,500.00	4	16,400.00	19	77,900.00
53	Bollard	6	EA	750.00	0	0.00	0	0.00	0	0.00
54	Fire Hydrant Extension	9	LF	1,000.00	2.5	2,500.00	1	1,000.00	3.5	3,500.00
55	Additional Ductile Iron Fitting	2,000	LB	3.00	0	0.00	0	0.00	0	0.00
56	Valve Marker	33	EA	50.00	0	0.00	0	0.00	0	0.00
57	Temporary Water Service	All Req'd	LS	8,000.00	100%	8,000.00	0%	0.00	100%	8,000.00
58	Jewett Blvd PRV Station	All Req'd	LS	91,000.00	100%	91,000.00	0%	0.00	100%	91,000.00
59	Oak St PRV Station	All Req'd	LS	66,500.00	100%	66,500.00	0%	0.00	100%	66,500.00
60	Vine St PRV Station	All Req'd	LS	66,500.00	80%	53,200.00	10%	6,650.00	90%	59,850.00
61	Bingen Master Meter Vault	All Req'd	LS	46,500.00	100%	46,500.00	0%	0.00	100%	46,500.00
62	Insertion Valve	1	EA	7,750.00	0	0.00	0	0.00	0	0.00
Total Bid Items									\$ 1,807,680.59	

Change Orders:	Qty.	Unit	Unit Price	PREVIOUS		THIS PERIOD		TOTAL TO DATE		
				Qty.	Amount	Qty.	Amount	Qty.	Amount	
Change Order No. 1										
1-1	Fire Hydrant at Skyline Hospital	All Req'd	LS	4,200.00	50%	2,100.00	50%	2,100.00	100%	4,200.00
1-2	New Storm Drain for Spring Discharge	All Req'd	LS	7,250.00	100%	7,250.00	0%	0.00	100%	7,250.00
Change Order No. 2										
2-1	Replacement of Storm Drain Impacted by Construction	All Req'd	LS	23,500.00	100%	23,500.00	0%	0.00	100%	23,500.00
Change Order No. 3										
3-1	Pressure Sewer Repairs	All Req'd	LS	5,250.00	100%	5,250.00	0%	0.00	100%	5,250.00
3-2	Fire Line Installation	All Req'd	LS	11,500.00	100%	11,500.00	0%	0.00	100%	11,500.00
Change Order No. 4										
4-1	Claim Resolution for Temporary Closure of Work	All Req'd	LS	4,254.41	0%	0.00	100%	4,254.41	100%	4,254.41
Change Order No. 5										
5-1	Wauna Avenue Water Main Improvements	U. Price	Var.	54,575.00	0%	0.00	0%	0.00	0%	0.00
5-2	Rhine Village Water Main Improvements	U. Price	Var.	64,439.00	0%	0.00	0%	0.00	0%	0.00
5-3	PRV Installation in Bingen Master Meter Vault	All Req'd	LS	8,600.00	0%	0.00	0%	0.00	0%	0.00
Total All Change Orders									\$ 55,954.41	

Materials Stored to Date:	Qty.	Unit	Unit Price	PREVIOUS		THIS PERIOD		TOTAL TO DATE	
				Qty.	Amount	Qty.	Amount	Qty.	Amount
Previous Materials Stored On-Hand For Basic Bid				100%	\$449,353.30	0%	\$0.00	100%	\$449,353.30
8-Inch Pipe and Gaskets Associated with Change Order No. 5				0%	0.00	0%	7,365.38	0%	7,365.38
Materials Installed (see Materials On Hand Worksheet)							(449,353.30)		(449,353.30)

Total Materials Stored to Date									\$ 7,365.38	
TOTAL WORK COMPLETED AND MATERIALS STORED TO DATE									\$ 1,871,000.38	

Percent of Contract Price Completed to Date **74%**

Installed Piping

Bid No.	Description	Valve Size		Total LF/EA	No. of Valves	Length of Valves, LF	Net LF	Percent Complete	Payable LF
		12-in.	8-in.						
	Length of Valves	1.17	1.10						
		Stationing Beg.	Stationing End						
Application for Payment No. 2									
30	12-in. Water Main	1550	147	1,403	8	9	1,394	100%	1,394
Application for Payment No. 3									
32	6-inch Water Main	Various	C101-104	180			180	100%	180
36	1-inch Water Service Line	Various	C101-104	806			806	100%	806
52	Fire Hydrant & Aux. Valve	Various	C101-104	5			5	100%	5
Application for Payment No. 4									
30	12-in. Water Main	3440	1964	1,476	6	7	1,469	100%	1,469
30	12-in. Water Main	5400	3440	1,960	13	15	1,945	100%	1,945
31	8-in. Water Main	147	125	22			22	100%	22
Application for Payment No. 5									
30	12-in. Water Main	1964	1550	414	2	2	412	100%	412
31	8-in. Water Main	Various		194	2	2	192	100%	192
32	6-inch Water Main	Various		54			54	100%	54
36	1-inch Water Service Line	Various	C104,5,6,7	274			274	100%	274
52	Fire Hydrant & Aux. Valve	Various	C104,6-7	3			3	100%	3
Application for Payment No. 6									
30	12-in. Water Main	JewPRV	C106	38	1	1	37	100%	37
31	8-in. Water Main	C105-107		338			338	100%	338
32	6-inch Water Main	Various		130			130	100%	130
36	1-inch Water Service Line	Various		489			489	100%	489
37	Water Service Line, Service Side	C-105		264			264	100%	264
52	Fire Hydrant & Aux. Valve	Various	C104,6,8	3			3	100%	3
52	Fire Hydrant & Aux. Valve	Various	C105,9-11	4			4	100%	4
Application for Payment No. 7									
31	8-in. Water Main	B1+00	B13+60	1260	2	2	1,258	100%	1,258
31	8-in. Water Main	G1+00	G4+40	340	1	1	339	100%	339
31	8-in. Water Main	A53+54	A56+34	280			280	100%	280
36	1-inch Water Service Line	Various	C111-12,20	185			185	100%	185
Application for Payment No. 8									
31	8-in. Water Main	Misc	Ingram	30	1	1	29	80%	23
31	8-in. Water Main	B13+60	B14+26	66	1	1	65	100%	65
31	8-in. Water Main	C1+00	C2+40	140	2	2	138	100%	138
31	8-in. Water Main	D1+00	D2+41	141	1	1	140	100%	140
	Total 12-inch Pipe Installed/Paid			5,291			5,257		5,257
	Total 8-inch Pipe Installed/Paid			2,811			2,800		2,794

Invoice	Date	Allowed Amount	Basis
Materials On-Hand - Application for Payment No. 1		\$ 208,833.06	
Materials On-Hand - Application for Payment No. 3		\$ 158,940.80	
Materials On-Hand - Application for Payment No. 2		\$ 81,579.44	
Materials On-Hand - Application for Payment No. 8		\$ 7,365.38	
	Subtotal	\$ -	
	Total	\$ 7,365.38	
		\$ 456,718.68	

Materials Installed

Installed	Quantity	Unit	Cost, \$
Previous Materials Installed		Subtotal	\$ 449,353.30

Net Materials On-Hand \$ **7,365.38** Difference of On Hand & Installed

Unit Cost Determination

Description	Overall Cost	Quantity	Unit	Unit Cost
8-Inch Pipe	\$ 7,365.38	320	LF	\$ 23.02

See Unit Costs presented in Crestline Construction Company Job History Report



FEL PORTLAND WATERWORKS #3011
 9129 NORTH TYNDALL AVENUE
 PORTLAND, OR 97217-6964

Phone: 503-240-6747
 Fax: 503-240-6751

Deliver To: 76840
 From: Ryan Stokes
 Comments: S

15:47:48 AUG 12 2020

Page 1 of 1

FERGUSON WATERWORKS #3011

Price Quotation
 Phone: 503-240-6747
 Fax: 503-240-6751

Bid No: B368763
Bid Date: 08/12/20
Quoted By: RS

Cust Phone: 541-506-4000
Terms: NET 10TH PROX

Customer: CRESTLINE CONSTRUCTION LLC
 JEWETT WATER MAIN IMPROVE
 3600 CRATES WAY SUITE 100
 THE DALLES, OR 97058-3543

Ship To: CRESTLINE CONSTRUCTION LLC
 JEWETT WATER MAIN IMPROVE
 3600 CRATES WAY SUITE 100
 THE DALLES, OR 97058-3543

Cust PO#: 8" DUCTILE ADDER

Job Name: JEWETT WATER MAIN IMPROVE

Item	Description	Quantity	Net Price	UM	Total
AFT350PX	8 CL350 CL DI FASTITE PIPE	320	20.353	FT	6512.96
AFGRGSKTX	8 FAST GRIP GSKT ACIPCO	16	53.276	EA	852.42
Net Total:					\$7365.38
Tax:					\$0.00
Freight:					\$0.00
Total:					\$7365.38

Quoted prices are based upon receipt of the total quantity for immediate shipment (48 hours). SHIPMENTS BEYOND 48 HOURS SHALL BE AT THE PRICE IN EFFECT AT TIME OF SHIPMENT UNLESS NOTED OTHERWISE. QUOTES FOR PRODUCTS SHIPPED FOR RESALE ARE NOT FIRM UNLESS NOTED OTHERWISE.

CONTACT YOUR SALES REPRESENTATIVE IMMEDIATELY FOR ASSISTANCE WITH DBE/MBE/WBE/SMALL BUSINESS REQUIREMENTS.

Seller not responsible for delays, lack of product or increase of pricing due to causes beyond our control, and/or based upon Local, State and Federal laws governing type of products that can be sold or put into commerce. This Quote is offered contingent upon the Buyer's acceptance of Seller's terms and conditions, which are incorporated by reference and found either following this document, or on the web at <https://www.ferguson.com/content/website-info/terms-of-sale>
 Govt Buyers: All items are open market unless noted otherwise.

LEAD LAW WARNING: It is illegal to install products that are not "lead free" in accordance with US Federal or other applicable law in potable water systems anticipated for human consumption. Products with *NP in the description are NOT lead free and can only be installed in non-potable applications. Buyer is solely responsible for product selection.

HOW ARE WE DOING? WE WANT YOUR FEEDBACK!

Scan the QR code or use the link below to complete a survey about your bids:

<https://survey.medallia.com/?bidsorder&fc=3011&on=69347>



LETTER OF TRANSMITTAL

TO: City of White Salmon
ATTN: Pat Munyan, Public Works Director/
City Administrator
P.O. Box 2139
White Salmon, Washington 98672

DATE: October 30, 2020
JOB NO.: 250-04
RE: Jewett Water Main Improvements

WE ARE SENDING YOU:

COPIES	DESCRIPTION
1	AP Invoice No. 69359

THESE ARE TRANSMITTED AS CHECKED:

- As requested
- For review and comment
- For your use
- For your files
- For approval
- For Bids Due _____
- _____

REMARKS

Pat:

Enclosed for the City's approval is AP Invoice No. 69359 that covers services through October 15, 2020. The services within this invoice are related to providing construction assistance for the Jewett Water Main Improvements project, including on-site review of the project, Change Order No. 5, survey of the area for the proposed water main improvements on Wauna Avenue and Rhine Village Drive, and coordination with City and Contractor staff.

Please contact me if you have any questions or comments on this invoice or the project itself.

cc: File No. 250-04-00, w/encl.

Signed: 
David Jepsen, P.E.
Project Engineer

Walla Walla, WA • La Grande, OR • Redmond, OR • Hermiston, OR



City of White Salmon
 PO Box 2139
 White Salmon, WA 98672

Invoice number 69359
 Date 10/30/2020

Project **250-04 Jewett Water Main Improvements**

Professional Services through October 15, 2020

Invoice Summary

Description	Contract Amount	Percent Complete	Prior Billed	Total Billed	Remaining	Current Billed
PROFESSIONAL SERVICES	\$593,700.00	83.45	\$454,006.41	\$495,423.66	\$98,276.34	\$41,417.25
Total	\$593,700.00	83.45	\$454,006.41	\$495,423.66	\$98,276.34	\$41,417.25

Professional Services

Professional Services

	Hours	Rate	Billed Amount
Prof. Land Surveyor IV	3.50	160.00	560.00
Project Representative II	78.25	100.00	7,825.00
Project Representative III	101.00	105.00	10,605.00
Senior Engineer VII	3.50	190.00	665.00
Senior Engineer V	82.50	180.00	14,850.00
Engineering Technician II	4.00	100.00	400.00
Survey Crew Chief I	10.50	90.00	945.00
Survey Crew Chief II	3.00	115.00	345.00
Survey Technician II	10.00	75.00	750.00
Technician VI	4.75	90.00	427.50
Technician VII	27.50	95.00	2,612.50
Professional Services Subtotal	328.50		\$39,985.00

Miscellaneous Expenses

	Units	Rate	Billed Amount
Auto Mileage	670.00	0.575	385.25
Per Diem at \$ 55 per nights	4.00	55.00	220.00
Total Station at \$ 23.00	4.00	23.00	92.00
Lodging			735.00
Miscellaneous Expenses Subtotal			\$1,432.25
Phase Subtotal			\$41,417.25

Invoice Total \$41,417.25

File Attachments for Item:

6. Approval of Meeting Minutes - October 7, 2020



CITY OF WHITE SALMON
City Council Regular Meeting – Wednesday, October 7, 2020
Via Zoom Teleconference

Council and Administrative Personnel Present

Council Members:

David Lindley
Ashley Post
Jim Ransier
Joe Turkiewicz

Staff Present:

Marla Keethler, Mayor
Jan Brending, Clerk Treasurer
Ken Woodrich, City Attorney
Pat Munyan, City Administrator
Russ Avery, Public Works Operations Mgr.
Bill Hunsaker, Building Official/Fire Chief

1. Call to Order

Marla Keethler, Mayor called the meeting to order at 6:00 p.m. There were approximately 7 people in the audience (by video or telephone).

2. Roll Call

All council members were present except Jason Hartmann.

***Moved by Ashley Post. Seconded by Joe Turkiewicz.
Motion to excuse Jason Hartmann. CARRIED 4-0.***

3. Public Comment

Lloyd DeKay, White Salmon Metropolitan Park Pool District submitted written to the City Council providing an update on the new pool status. He said the Park District has contracted with PlanB Cost Consultancy to act as the project manager and have issued a Request for Qualifications for architectural and engineering services. DeKay said the Park District has conceptual designs and a fly-thru of the model on the Park District's website. He said the Park District's estimate of \$2.5 million for the new pool has been confirmed by PlanB.

4. Changes to Agenda

Marla Keethler, Mayor noted that Ubaldo Hernandez will not be available for the presentation until 6:30 p.m. and asked that items 4-8 be moved up prior to the Presentation. Hearing no objections the changes were accepted.

5. Settlement Agreement – Crestline Construction

Jan Brending, Clerk Treasurer said the Settlement of Claims and Mutual Release has been agreed to by Crestline Construction covers a payment of \$4,254.42 plus sales taxes of \$319.08 for a total of \$4,573.49.

Moved by Jim Ransier, Seconded by Joe Turkiewicz.

Motion to authorize the mayor to sign “Settlement of Claims and Mutual Release” providing for a payment of \$4,573.49 which includes sales taxes related to Crestline Construction Claim No. 1. CARRIED 4-0.

6. Jewett Water Line Improvements Project – Change Order No. 4

Jan Brending, Clerk Treasurer said that Change Order No. 4 increases the amount of the contract by \$4,573.49 and changes the Date of Substantial Completion from September 24, 2020 to November 1, 2020 and changes the Date Ready for Final Payment from October 24, 2020 to December 1, 2020. The funding for the increase in the contract amount comes from the USDA Rural Development loan contingency line item. The proposed change does not increase the total amount of the loan approved by USDA Rural Development.

Moved by Ashley Post. Seconded by David Lindley.

Motion to authorize mayor to sign Change Order No. 4 in the amount of \$4,573.49 and changing the Date of Substantial Completion from September 24, 2020 to November 1, 2020 and changing the Date Ready for Final Payment from October 24, 2020 to December 1, 2020. CARRIED 4-0.

7. Jewett Water Line Improvement Project – Change Order No. 5

Jan Brending, Clerk Treasurer said that Change Order No. 5 increases the contract amount by \$137,185.05 and changes the Date of Substantial Completion from November 1, 2020 to November 26, 2020; and changes the Date Ready for Final Payment from December 1, 2020 to December 25, 2020.

Moved by David Lindley. Seconded by Joe Turkiewicz.

Motion to authorize the mayor to sign Change Order No. 5 in the amount of \$137,185.05 and changing the Date of Substantial Completion from November 1, 2020 to November 26, 2020 and changing the Date Ready for Final Payment from December 1, 2020 to December 25, 2020. CARRIED 4-0.

8. Crestline Construction Payment No. 7 and USDA Rural Development Reimbursement Request No. 7

Jan Brending, Clerk Treasurer presented Crestline Construction payment No. 7 in the amount of \$192,449.58 and USDA Reimbursement Request No. 7 in the amount of \$214,097.26.

Moved by Jim Ransier. Seconded by Ashley Post.

Motion to approve Crestline Construction Payment No. 7 in the amount of \$192,449.58 and USDA Reimbursement Request No. 7 in the amount of \$214,097.26. CARRIED 4-0.

9. Resolution 2020-10-508, Amending Resolution 2020-08-505 Authorizing Expenditures of COVID-19 CARES Act Funding and Providing for Procedures and Certain Authorizations

Marla Keethler, Mayor review the proposed changes to the COVID-19 CARES Act Funding including providing for the increase of \$39,150 in funding. She noted that Exhibit A to the proposed resolution is the original resolution and Exhibits B and C provide for a eligibility, grant

amounts, and documentation for the Community Relief Fund and Business and Nonprofit Grant Program respectively.

The city council and staff discussed the proposed resolution including determining a maximum amount per business for the business and nonprofit grants.

***Moved by Jim Ransier. Seconded by David Lindley.
Motion to adopt Resolution 2020-10-508 Amending Resolution 2020-08-505 Authorizing Expenditures of COVID-19 CARES Act Funding and Providing for Procedures and Certain Authorizations and providing for a maximum Grant amount for the Business and Nonprofit Grant program not to exceed \$1,000. CARRIED 4-0.***

10. Hispanic Heritage Month, Comunidades Amplifying Voices for Environmental and Social Justice, Ubaldo Hernandez

Marla Keethler, Mayor introduced Ubaldo Hernandez with Comunidades Amplifying Voices for Environmental and Social Justice. She said that it is the city's goal to bring about a greater awareness of the cultures in our community.

Ubaldo Hernandez may a presentation to the city council regarding the Hispanic community located in the City of White Salmon. He suggested recognizing several individuals who do a lot of work in the community and in particular the farm workers.

The City Council thanked Ubaldo Hernandez for his presentation and his work in the community.

11. Request for Utility Billing Adjustment – Washington Street Trailer Court, John Crumpacker

Jan Brending, Clerk Treasurer provided an overview of the request from John Crumpacker who owns Washington Street Trailer Court which has closed. She said he is seeking an adjustment to his utility billing in the number of units that is billed each month. Brending said that based on information provided to the city by Crumpacker she has calculated the reduction in billing so that the city council could have that information if it chose to grant the request. She said staff does not recommend approval of the request noting that there is another trailer court within the city limits that could make similar claims that spaces are empty or property owners of apartment buildings could also make the same claim.

John Crumpacker, Washington Street Trailer Court said he believes the circumstances surrounding the Washington Street Trailer Court would be different from requests from other similar facilities. He said he does not believe he should have to pay for services that are not being used. Crumpacker said a formal notice was filed with the state providing for closure of the trailer court.

The city council and John Crumpacker discussed the closing of Washington Street Trailer Court and the status of the water and wastewater utilities located within the trailer court.

John Crumpacker stated that he believes he has 19 hookups that would be available for future development of the property. Staff noted that if 19 hookups continue to be available then base fees would continue to be billed.

Moved by Ashley Post. Seconded by Joe Turkiewicz.
Motion to table the discussion and action until John Crumpacker provides additional information. CARRIED 4-0.

12. Water Billing Grievance – Sharon Scott

Jan Brending, Clerk Treasurer said that in 2017 Sharon Scott filed a “Request for One-Time Adjustment to Utility Billing Due to Leakage” which was denied. She said that Scott, via phone, requested that the denial be heard by the Grievance Committee. Brending noted the city does not have such a committee and the grievance has been pending since that time. She said the property is now up for sale and she is asking the council to review the grievance and make a determination. Brending provided an overview of the case noting that the property owner stated in the request that the leak was caused by a failure of an irrigation system pressure reducing valve. She noted the city’s ordinance provides that maintainable fixtures such as irrigation are not eligible for the leak forgiveness program.

Moved by Jim Ransier. Seconded by David Lindley.
Motion to deny grievance by Sharon Scott for Account No. 1199. CARRIED 4-0.

13. Consent Agenda

- a. Approval of Meeting Minutes – 16, 2020
- b. Approval of Vouchers

Type	Date	From	To	Amount
Claims	10/7/202	36464	36511	391,846.11
			Claims Total	391,846.11
Payroll	9/21/2020	EFT	EFT	69,355.52
	10/5/2020	36461	36463	1,098.08
	10/5/2020	EFT	EFT	106,962.00
			Payroll Total	177,415.60
Manual Claims	9/4/2020	EFT	EFT	1,692.07
	9/6/2020	EFT	EFT	530.41
	9/28/2020	36460	36460	1,361.05
	10/5/2020	EFT	EFT	4,908.61
	10/6/2020	EFT	EFT	1,202.95
			Manual Total	9,695.09
			Total All Vouchers	578,956.80

Vouchers audited and certified as required by RCW 42.24.080 and expense reimbursement claims as required by RCW 42.24.090 as of this 7th day of October, 2020.

Moved by Jim Ransier. Seconded by Joe Turkiewicz.
Motion to approve consent agenda. CARRIED 4-0.

14. Department Head and Council Member Reports

Bill Hunsaker, Building Official/Fire Chief said Skyline Hospital has started their remodel project. He said that he and Mayor Keethler met with some residents and representatives from Department of Natural Resources and the Underwood Conservation District regarding fuel reduction in Gaddis Park and possibly along the bluff. Hunsaker said additional information will be provided to the city council in the future.

Russ Avery, Public Works Operations Manager said that the Jewett Water Main Improvement project is moving along and they will be working in the Rhineland Village area next week. He said public works is working on getting as many of the potholes repaired as possible before winter.

Jim Ransier, Council Member asked if public works staff is keeping track of how many potholes are filled. He said it would be good information to tell the story.

Pat Munyan, City Administrator said records have not been kept in the past but public works could start doing that. He said work on the 14-inch Water Main Replacement project is continuing. Munyan said the city is having discussion with the Washington Department of Natural Resources regarding the city's right-of-way rights. He said the city needs to plan for the ASR project noting that to use the water a new pump system will need to be installed. Munyan noted that Crestline will be removing the temporary asphalt and replacing it with permanent asphalt beginning the week of October 19.

Jan Brending, Clerk Treasurer said she continues to work with the auditor's for the 2018-2019 audit and is in the process of developing the 2021 budget.

David Lindley, Council Member said the Personnel and Finance Committee met on October 5 to review the August 2020 budget report and preliminary 2021 revenues.

Jim Ransier, Council Member said that as a member of the Community Development Committee he has reached out to the White Salmon Arts Council to start a discussion about establishing a Creative District.

Marla Keethler, Mayor said the US Census continues to take responses. She that a Memorandum of Understanding will be presented at the October 21 city council meeting regarding the Bi-State Bridge replacement project. Keethler noted that she is hoping to fill two vacant positions on the Tree Board in the near future.

15. Adjournment

The meeting adjourned 8:23 p.m.

Marla Keethler, Mayor

Jan Brending, Clerk Treasurer

File Attachments for Item:

8. September 2020 Budget Report (Line Item Position Report is available in "Supporting Documents")

**City of White Salmon
September 2020
Budget Report**

TREASURERS REPORT

Fund Totals

City Of White Salmon
MCAG #: 0481

09/01/2020 To: 09/30/2020

Time: 17:07:47 Date: 10/14/2020
Page: 1

Fund	Previous Balance	Revenue	Expenditures	Ending Balance	Claims Clearing	Payroll Clearing	Outstanding Deposits	Adjusted Ending Balance
001 Current Expense	781,699.83	77,820.02	153,869.73	705,650.12	2,906.84	404.13	-466.25	708,494.84
101 Street Fund	153,203.77	5,296.29	19,473.91	139,026.15	254.23	36.97	0.00	139,317.35
107 Pool Fund	46,935.86	-13.77	136.77	46,785.32	0.00	77.69	0.00	46,863.01
108 Municipal Capital Imp Fund	268,834.84	6,929.72		275,764.56	0.00	0.00	0.00	275,764.56
110 Fire Reserve Fund	260,618.41	6,268.24		266,886.65	0.00	0.00	0.00	266,886.65
112 General Fund Reserve	319,868.32	11.44		319,879.76	0.00	0.00	0.00	319,879.76
121 Police Vehicle Reserve Fund	114,741.93	4,933.97		119,675.90	0.00	0.00	0.00	119,675.90
200 Unlimited Go Bond Fund	18,059.35	0.00		18,059.35	0.00	0.00	0.00	18,059.35
303 Hotel/Motel Taxes	22,228.12	5,015.45		27,243.57	0.00	0.00	0.00	27,243.57
307 New Pool Construction Fund	2,563.96	0.00		2,563.96	0.00	0.00	0.00	2,563.96
401 Water Fund	417,992.81	129,812.68	409,582.66	138,222.83	86,770.00	94.13	-2,114.41	222,972.55
402 Wastewater Collection Fund	418,341.76	79,732.27	75,436.18	422,637.85	24,856.13	30.06	-1,229.84	446,294.20
408 Water Reserve Fund	356,891.53	16,672.56		373,564.09	0.00	0.00	0.00	373,564.09
409 Wastewater Reserve Fund	678,953.23	41.52		678,994.75	0.00	0.00	0.00	678,994.75
412 Water Rights Acquisition Fund	304,769.84	12,863.75		317,633.59	2.06	0.00	-168.75	317,466.90
413 Water Bond Redemption Fund	56,536.39	7,614.33	13,030.00	51,120.72	0.00	0.00	0.00	51,120.72
414 Wastewater Bond Redemption Fund	20,234.87	1,098.33	6,515.00	14,818.20	0.00	0.00	0.00	14,818.20
415 Water Bond Reserve Fund	64,270.46	1,367.77		65,638.23	0.00	0.00	0.00	65,638.23
416 Wastewater Bond Reserve Fund	74,529.62	3.95		74,533.57	0.00	0.00	0.00	74,533.57
417 Treatment Plant Reserve Fund	569,280.95	1,543.21		570,824.16	0.00	0.00	0.00	570,824.16
418 Water Short Lived Asset Reserve Fund	149,778.84	8,333.33		158,112.17	0.00	0.00	0.00	158,112.17
420 USDA Rural Development - Jewett Water Main Improvements	0.00	227,801.36	227,801.36	0.00	0.00	0.00	0.00	0.00
601 Remittances	798.93	299.58	794.99	303.52	0.00	0.00	-6.50	297.02
Totals	5,101,133.62	593,446.00	906,640.60	4,787,939.02	114,789.26	642.98	-3,985.75	4,899,385.51

TREASURERS REPORT

Account Totals

City Of White Salmon
MCAG #: 0481

09/01/2020 To: 09/30/2020

Time: 17:07:47 Date: 10/14/2020
Page: 2

Cash Accounts	Beg Balance	Deposits	Withdrawals	Ending	Outstanding Rec	Outstanding Exp	Adj Balance
1 Checking Account	3,741,057.02	545,671.29	859,095.85	3,427,632.46	-3,985.75	115,432.24	3,539,078.95
3 Petty Cash	25.00	0.00	0.00	25.00	0.00	0.00	25.00
4 Cash Drawer 1	150.00	0.00	0.00	150.00	0.00	0.00	150.00
5 Cash Drawer 2	150.00	0.00	0.00	150.00	0.00	0.00	150.00
6 Cash Drawer 3	150.00	0.00	0.00	150.00	0.00	0.00	150.00
Total Cash:	3,741,532.02	545,671.29	859,095.85	3,428,107.46	-3,985.75	115,432.24	3,539,553.95

Investment Accounts	Beg Balance	Deposits	Withdrawals	Ending	Outstanding Rec	Outstanding Exp	Adj Balance
2 State Pool	1,359,601.60	229.96	0.00	1,359,831.56	0.00	0.00	1,359,831.56
Total Investments:	1,359,601.60	229.96	0.00	1,359,831.56	0.00	0.00	1,359,831.56
	5,101,133.62	545,901.25	859,095.85	4,787,939.02	-3,985.75	115,432.24	4,899,385.51

TREASURERS REPORT

Fund Investments By Account

City Of White Salmon
 MCAG #: 0481

Time: 17:07:47 Date: 10/14/2020
 Page: 3

09/01/2020 To: 09/30/2020

Fund Totals:	Previous Balance	Purchases	Interest	Total Investments	Liquidated	Ending Balance
001 000 Current Expense	207,082.25		35.03	35.03		207,117.28
108 000 Municipal Capital Imp Fund	49,627.63		8.39	8.39		49,636.02
110 000 Fire Reserve Fund	107,834.74		18.24	18.24		107,852.98
112 000 General Govt Reserve Fund	67,661.15		11.44	11.44		67,672.59
121 000 Police Vehicle Reserve Fund	102,288.45		17.30	17.30		102,305.75
401 000 Water Fund	158,477.37		26.80	26.80		158,504.17
408 000 Water Reserve Fund	34,852.76		5.89	5.89		34,858.65
409 000 Wastewater Reserve Fund	245,466.12		41.52	41.52		245,507.64
412 000 Water Rights Acquisition Fund	93,669.50		15.84	15.84		93,685.34
415 000 Water Bond Reserve Fund	13,882.36		2.35	2.35		13,884.71
416 000 Wastewater Bond Reserve Fund	23,381.19		3.95	3.95		23,385.14
417 000 Treatment Plant Reserve Fund	255,378.08		43.21	43.21		255,421.29
2 - State Pool	1,359,601.60	0.00	229.96	229.96		1,359,831.56
	1,359,601.60	0.00	229.96	229.96		1,359,831.56

TREASURERS REPORT

Fund Investment Totals

City Of White Salmon
MCAG #: 0481

09/01/2020 To: 09/30/2020

Time: 17:07:47 Date: 10/14/2020
Page: 4

Fund Totals:	Previous Balance	Purchases	Interest	Ttl Investments	Liquidated	Investment Bal	Available Cash
001 Current Expense	207,082.25		35.03	35.03		207,117.28	498,532.84
101 Street Fund						0.00	139,026.15
107 Pool Fund						0.00	46,785.32
108 Municipal Capital Imp Fund	49,627.63		8.39	8.39		49,636.02	226,128.54
110 Fire Reserve Fund	107,834.74		18.24	18.24		107,852.98	159,033.67
112 General Fund Reserve	67,661.15		11.44	11.44		67,672.59	252,207.17
121 Police Vehicle Reserve Fund	102,288.45		17.30	17.30		102,305.75	17,370.15
200 Unlimited Go Bond Fund						0.00	18,059.35
303 Hotel/Motel Taxes						0.00	27,243.57
307 New Pool Construction Fund						0.00	2,563.96
401 Water Fund	158,477.37		26.80	26.80		158,504.17	-20,281.34
402 Wastewater Collection Fund						0.00	422,637.85
408 Water Reserve Fund	34,852.76		5.89	5.89		34,858.65	338,705.44
409 Wastewater Reserve Fund	245,466.12		41.52	41.52		245,507.64	433,487.11
412 Water Rights Acquisition Fund	93,669.50		15.84	15.84		93,685.34	223,948.25
413 Water Bond Redemption Fund						0.00	51,120.72
414 Wastewater Bond Redemption Fund						0.00	14,818.20
415 Water Bond Reserve Fund	13,882.36		2.35	2.35		13,884.71	51,753.52
416 Wastewater Bond Reserve Fund	23,381.19		3.95	3.95		23,385.14	51,148.43
417 Treatment Plant Reserve Fund	255,378.08		43.21	43.21		255,421.29	315,402.87
418 Water Short Lived Asset Reserve Fund						0.00	158,112.17
601 Remittances						0.00	303.52
	<u>1,359,601.60</u>		<u>229.96</u>	<u>229.96</u>		<u>1,359,831.56</u>	<u>3,428,107.46</u>

Ending fund balance (Page 1) - Investment balance = Available cash.

4,787,939.02

TREASURERS REPORT

Outstanding Vouchers

City Of White Salmon
MCAG #: 0481

As Of: 09/30/2020 Date: 10/14/2020
Time: 17:07:47 Page: 5

Year	Trans#	Date	Type	Acct#	War#	Vendor	Amount	Memo
2020	3454	09/25/2020	Util Pay	1		Xpress Bill Pay	302.19	Xpress Import - CheckFree - 09-25-2020__daily__ba
2020	3470	09/29/2020	Tr Rec	1		Viking Automatic Sprinkler Company	75.00	
2020	3471	09/29/2020	Tr Rec	1		Permitting Customer	397.75	
2020	3472	09/29/2020	Util Pay	1		Xpress Bill Pay	895.10	Xpress Import - CC - 09-29-2020__daily__batch.csv
2020	3473	09/29/2020	Util Pay	1		Xpress Bill Pay	202.59	Xpress Import - EFT - 09-29-2020__daily__batch.csv
2020	3474	09/29/2020	Util Pay	1		Xpress Bill Pay	150.00	Xpress Import - iPay - 09-29-2020__daily__batch.csv
2020	3475	09/29/2020	Util Pay	1		Xpress Bill Pay	150.00	Xpress Import - CheckFree - 09-29-2020__daily__ba
2020	3476	09/30/2020	Util Pay	1		Batch Customer	437.70	
2020	3479	09/30/2020	Util Pay	1		Xpress Bill Pay	765.06	Xpress Import - CC - 09-30-2020__daily__batch.csv
2020	3480	09/30/2020	Util Pay	1		Xpress Bill Pay	511.36	Xpress Import - EFT - 09-30-2020__daily__batch.csv
2020	3481	09/30/2020	Util Pay	1		Xpress Bill Pay	99.00	Xpress Import - iPay - 09-30-2020__daily__batch.csv
							3,985.75	
Receipts Outstanding:								
2020	3179	09/04/2020	Payroll	1	EFT	Standard Insurance	393.00	Pay Cycle(s) 08/20/2020 To 09/04/2020 - Life Insurance
2019	5713	12/31/2019	Claims	1	EFT	Chase Paymentech	30.00	December 2019 Services
2016	1220	03/16/2016	Claims	1	31118	Cecelia Joan Huard C/O Brad Huard	6.20	Refund inactive customer credit balance
2017	8301	11/01/2017	Claims	1	33126	David & Angela Hill	87.43	041725.1 - 393 NECHERRY ST
2018	768	02/07/2018	Claims	1	33497	Renee Wuollet	11.38	020675.0 - 560 NECENTER PL
2018	1201	03/07/2018	Claims	1	33577	Chris Parker	3.17	040127.2 - 705 NECHURCH PLACE # E
2018	3179	06/20/2018	Claims	1	33915	Lourens and Monette Pretorius	16.96	053189.0 - 17 ANNIE LANE
2018	7272	09/05/2018	Payroll	1	34156	Savannah Vargas	49.10	Aug Payroll #2
2018	7524	09/20/2018	Payroll	1	34222	Savannah Vargas	20.68	Sept Payroll #1
2018	8618	12/05/2018	Payroll	1	34449	Angelina Heredia	27.70	Nov Payroll #2
2019	2627	06/05/2019	Claims	1	35066	Christopher Stiffler	168.00	Reimburse - Wildland Firefighter Exam Fee
2019	3568	08/07/2019	Claims	1	35245	Mark Long	179.21	071525.2 - 1196 WJEWETT BLVD 1198 - Refund Credit Balance On Utility Acct #4750
2020	1811	05/06/2020	Claims	1	36098	James B Roberson Trust Lisa Doslu, Trustee	10.38	062750.0 - 625 SWWAUBISH ST- Credit Balance Refund
2020	1839	05/06/2020	Claims	1	36126	Worldwide Marriage Encounter Columbia	150.00	Park Deposit Refund For Event 04.26.2020 - St..Joseph's Catholic Church
2020	2083	06/05/2020	Payroll	1	36151	Amy Martin	152.50	June Payroll #1
2020	2582	07/15/2020	Claims	1	36283	Mosier WiNet	400.00	Monthly Internet 07.2020
2020	3204	09/02/2020	Claims	1	36403	Gorge INK	49.85	Shipping
2020	3214	09/02/2020	Claims	1	36413	Masonic Lodge # 163	175.00	Parking Lot Lease For September 2020
2020	3215	09/02/2020	Claims	1	36414	Master Meter, Inc.	2,000.00	
2020	3222	09/02/2020	Claims	1	36421	Reynier, Ron Atty At Law	1,375.00	City Prosecutor Legal Services For: September 2020

TREASURERS REPORT
Outstanding Vouchers

City Of White Salmon
MCAG #: 0481

As Of: 09/30/2020 Date: 10/14/2020
Time: 17:07:47 Page: 6

Year	Trans#	Date	Type	Acct#	War#	Vendor	Amount	Memo
2020	3319	09/16/2020	Claims	1	36433	Board for Volunteer Firefighters	90.00	Credit To Pay 2020 Disability And Pension For Thierry Wykes; 2020 Remittance; Volunteer Fire Fighters Relief And Pension Fund
2020	3321	09/16/2020	Claims	1	36435	City Of White Salmon	108,675.63	August 2020 Utility Taxes; August 2020 Overhead Cost Allocation
2020	3464	09/28/2020	Claims	1	36460	CenturyLink	1,361.05	CenturyLink - Police - September 2020 ; CenturyLink - Breathalyzer - September 2020 ; CenturyLink - Shop - September 2020 ; CenturyLink - Powerhouse Scada -September 2020 ; CenturyLink- Fire Ha
							<u>115,432.24</u>	

Fund	Claims	Payroll	Total
001 Current Expense	2,906.84	404.13	3,310.97
101 Street Fund	254.23	36.97	291.20
107 Pool Fund	0.00	77.69	77.69
401 Water Fund	86,770.00	94.13	86,864.13
402 Wastewater Collection Fund	24,856.13	30.06	24,886.19
412 Water Rights Acquisition Fund	2.06	0.00	2.06
	<u>114,789.26</u>	<u>642.98</u>	<u>115,432.24</u>

TREASURERS REPORT
Signature Page

City Of White Salmon
MCAG #: 0481

Time: 17:07:47 Date: 10/14/2020
Page: 7

09/01/2020 To: 09/30/2020

We the undersigned officers for the City of White Salmon have reviewed the foregoing report and acknowledge that to the best of our knowledge this report is accurate and true:

Signed: *Jan Bundy* Signed: _____
Clerk/Treasurer / Date Chairman Budget Committee / Date

**City of White Salmon
September 2020 Treasurer's Report Reconciliation**

	Revenue	Expenditures
	593,446.00	906,640.60
Treasurer's Receipts	331,096.20	678,971.55 Claims
Utility Receipts	214,805.05	179,864.99 Payroll
Interfund Transfers	47,744.75	47,744.75 Interfund Transfers
		259.31 Service Charge - Account Analysis
Expenditure to Revenue Refund	-200.00	-200.00
	593,446.00	906,640.60
	0.00	0.00

Note: An Xpress payment (utility payment) was made in August but not recorded in BIAS \$288.18 (will be posted in September 2020)

City of White Salmon
2020 September Treasurer's Report Reconciliation to Bank Statements

Treasurer's Report Ending Balance	4,787,939.02
Treasurer's Report Adjusted Ending Balance	4,899,385.51
Columbia State Bank (Cash)	3,538,678.95
US Bank (Time Value - Investment)	0.00
WA State Treasurer (State Pool - Investment)	1,359,831.56
Petty Cash	25.00
Drawer 1	150.00
Drawer 2	150.00
Drawer 3	150.00
Total Cash and Investments	4,898,985.51
Less Outstanding Checks (Page 6 of Treasurer's Report)	-115,432.24
Plus Outstanding Deposits (Page 1 of Treasurer's Report)	3,985.75
Bank Statement Adjusted Ending Balance	4,787,539.02
Difference	400.00
Stop Payments from Prior Month Clear	-400.00

Payment of \$288.19 was paid through Xpress in August but was not posted to BIAS until September 2020.

BANK RECONCILIATION

City Of White Salmon
MCAG #: 0481

09/01/2020 To: 09/30/2020

Time: 17:01:19 Date: 10/14/2020

Page: 1

1 Checking Account

Date	Balance Forward	3,753,681.00
08/27/2020		461.95
08/28/2020		1,402.50
08/29/2020		834.40
08/30/2020		711.71
08/31/2020		3,207.72
09/01/2020		6,916.54
09/02/2020		19,342.54
09/03/2020		5,993.74
09/04/2020		8,064.49
09/05/2020		903.13
09/06/2020		265.71
09/07/2020		647.92
09/08/2020		14,936.05
09/09/2020		234,308.48
09/10/2020		6,177.23
09/11/2020		11,425.93
09/12/2020		530.85
09/13/2020		100.35
09/14/2020		1,931.12
09/15/2020		13,628.15
09/16/2020		14,827.10
09/17/2020		5,272.58
09/18/2020		16,668.64
09/19/2020		4,886.16
09/20/2020		6,554.90
09/21/2020		78,182.31
09/22/2020		9,007.53
09/23/2020		1,814.85
09/24/2020		15,191.80
09/25/2020		564.97
09/26/2020		200.00
09/27/2020		100.35
09/28/2020		1,823.01
09/29/2020		343.21
09/30/2020		61,075.90
	Total Credits:	548,303.82

Year	Trans#	Date	Type	Chk#	Vendor	
2020	2786	08/05/2020	Payroll	36300	Joseph Turkiewicz	152.50
2020	2842	08/05/2020	Claims	36335	Reynier, Ron Atty At Law	1,375.00
2020	3044	08/19/2020	Claims	36369	Motorola Solutions, Inc.	2,226.41
2020	3046	08/19/2020	Claims	36371	Onsite Supply House LLC	133.48
2020	3048	08/19/2020	Claims	36373	Prestige Worldwide Technologies LLC	6,987.50
2020	3052	08/19/2020	Claims	36377	Sherwin-Williams	1,473.27
2020	3054	08/19/2020	Claims	36379	US Bank Safekeeping	22.00
2020	3055	08/19/2020	Claims	36380	USA Blue Book	1,795.20
2020	3136	08/31/2020	Claims		Kenneth B. Woodrich PC	3,876.00
2020	3191	09/02/2020	Claims	36390	Anderson-Perry & Associates, Inc.	24,023.78
2020	3192	09/02/2020	Claims	36391	Aspect Consulting	2,333.00
2020	3193	09/02/2020	Claims	36392	BSK Associates	900.00
2020	3194	09/02/2020	Claims	36393	Berkadia G.	19,545.00
2020	3195	09/02/2020	Claims	36394	Brenntag Pacific, Inc	1,124.96
2020	3196	09/02/2020	Claims	36395	Bryant Pipe & Supply Inc	11.31
2020	3197	09/02/2020	Claims	36396	C.M. & W.O. Sheppard Inc	31.49

BANK RECONCILIATION

City Of White Salmon
MCAG #: 0481

09/01/2020 To: 09/30/2020

Time: 17:01:19 Date: 10/14/2020
Page: 2

Year	Trans#	Date	Type	Chk#	Vendor	
2020	3198	09/02/2020	Claims	36397	Charter Communications	124.98
2020	3199	09/02/2020	Claims	36398	City Of White Salmon	1,951.52
2020	3200	09/02/2020	Claims	36399	Coburn Electric, Inc.	253.70
2020	3201	09/02/2020	Claims	36400	Crestline Construction Co., LLC	203,777.58
2020	3202	09/02/2020	Claims	36401	Extreme Products	60.98
2020	3203	09/02/2020	Claims	36402	Fastenal	66.49
2020	3205	09/02/2020	Claims	36404	Gorge Networks Inc	766.82
2020	3206	09/02/2020	Claims	36405	H.D. Fowler Company	3,087.13
2020	3207	09/02/2020	Claims	36406	Hach Company	882.62
2020	3208	09/02/2020	Claims	36407	Hi School Pharmacy	2.35
2020	3209	09/02/2020	Claims	36408	Hood River Supply	84.48
2020	3210	09/02/2020	Claims	36409	Hunsaker Oil Company Inc	859.05
2020	3211	09/02/2020	Claims	36410	Ned Kindler	144.60
2020	3212	09/02/2020	Claims	36411	Klickitat County Health Dept	35.00
2020	3213	09/02/2020	Claims	36412	L.N, Curtis & Sons	1,413.09
2020	3216	09/02/2020	Claims	36415	Municode	1,500.00
2020	3217	09/02/2020	Claims	36416	Northwest Natural Gas Co	147.78
2020	3218	09/02/2020	Claims	36417	One Call Concepts Inc	56.71
2020	3219	09/02/2020	Claims	36418	Onsite Supply House LLC	20.08
2020	3220	09/02/2020	Claims	36419	PUD No 1 Of Klickitat County	10,881.26
2020	3221	09/02/2020	Claims	36420	Quill	42.97
2020	3223	09/02/2020	Claims	36422	Skyline Hospital	535.00
2020	3224	09/02/2020	Claims	36423	Larry Spencer	144.60
2020	3225	09/02/2020	Claims	36424	Karl Swanson	247.50
2020	3226	09/02/2020	Claims	36425	TransUnion Risk & Alternative	53.75
2020	3227	09/02/2020	Claims	36426	WA State Criminal Justice Training Com	3,347.00
2020	3228	09/02/2020	Claims	36427	WSP USA Inc.	1,464.54
2020	3229	09/02/2020	Claims	36428	Wilcox & Flegel	1,218.88
2020	3142	09/04/2020	Payroll		Ryan Hardie Adam	1,246.35
2020	3143	09/04/2020	Payroll		William R Avery II	2,680.47
2020	3144	09/04/2020	Payroll		Jan Brending	2,689.61
2020	3145	09/04/2020	Payroll		Erika Castro-Guzman	1,721.33
2020	3146	09/04/2020	Payroll		Jeffrey Cooper	2,133.43
2020	3147	09/04/2020	Payroll		Kate E Daniels	2,233.10
2020	3148	09/04/2020	Payroll		Andrew Dirks	1,788.71
2020	3149	09/04/2020	Payroll		Lisa L George	1,947.66
2020	3150	09/04/2020	Payroll		Suzanne Glaser	92.35
2020	3151	09/04/2020	Payroll		Edward L Gunnyon	2,349.18
2020	3152	09/04/2020	Payroll		Jason L Hartmann	152.50
2020	3153	09/04/2020	Payroll		Michael L Hepner	3,013.25
2020	3154	09/04/2020	Payroll		F Jay Holtmann	92.35
2020	3155	09/04/2020	Payroll		William F Hunsaker	2,496.67
2020	3156	09/04/2020	Payroll		Marla A Keethler	743.26
2020	3157	09/04/2020	Payroll		Jason Kinley	1,833.09
2020	3158	09/04/2020	Payroll		Katie G Kreps	1,394.07
2020	3159	09/04/2020	Payroll		Ross E Lambert	1,739.80
2020	3160	09/04/2020	Payroll		Joshua Lewis	1,639.30
2020	3161	09/04/2020	Payroll		David S Lindley	152.50
2020	3162	09/04/2020	Payroll		Madelynn M McIlwain	2,582.65
2020	3163	09/04/2020	Payroll		Patrick R Munyan Jr	3,423.75
2020	3164	09/04/2020	Payroll		Stephanie M Porter	1,667.15
2020	3165	09/04/2020	Payroll		Ashley Post	152.50
2020	3166	09/04/2020	Payroll		Frank Randall	2,781.44
2020	3167	09/04/2020	Payroll	36386	James A Ransier	152.50
2020	3168	09/04/2020	Payroll		Troy Rosenburg	1,479.52
2020	3169	09/04/2020	Payroll	36387	Joseph Turkiewicz	152.50
2020	3170	09/04/2020	Payroll	36388	Jess W Wardwell	92.35

BANK RECONCILIATION

City Of White Salmon
MCAG #: 0481

09/01/2020 To: 09/30/2020

Time: 17:01:19 Date: 10/14/2020

Page: 3

Year	Trans#	Date	Type	Chk#	Vendor	
2020	3172	09/04/2020	Payroll		AFLAC	247.14
2020	3173	09/04/2020	Payroll		Association Of WA Cities	34,712.18
2020	3174	09/04/2020	Payroll		Internal Revenue Service	16,157.64
2020	3175	09/04/2020	Payroll		LifeSecure Insurance Company	371.09
2020	3176	09/04/2020	Payroll		LifeSecure Insurance Company	1,103.52
2020	3177	09/04/2020	Payroll		LifeSecure Insurance Company	240.69
2020	3178	09/04/2020	Payroll		Oregon Department of Revenue	196.00
2020	3180	09/04/2020	Payroll		WA State Dept Retirement Systems	225.00
2020	3181	09/04/2020	Payroll		WA State Dept Retirement Systems	11,393.33
2020	3182	09/04/2020	Payroll	36389	WSCCCE	846.54
2020	3460	09/04/2020	Claims		Chase Paymentech	1,692.07
2020	3558	09/06/2020	Claims		Xpress Bill Pay	530.41
2020	3520	09/15/2020	Ser Chge		Columbia Bank #1080	259.31
2020	3314	09/16/2020	Claims		WA State Dept Revenue/Excise	13,674.26
2020	3315	09/16/2020	Claims	36429	Access Services Northwest	554.68
2020	3316	09/16/2020	Claims	36430	Ace Hardware	139.06
2020	3317	09/16/2020	Claims	36431	Aramark Uniform Services	245.43
2020	3318	09/16/2020	Claims	36432	Bingen, City Of	28,238.88
2020	3320	09/16/2020	Claims	36434	Charter Communications	121.97
2020	3322	09/16/2020	Claims	36436	DataPro Solutions, Inc	161.68
2020	3323	09/16/2020	Claims	36437	Databar	1,416.26
2020	3324	09/16/2020	Claims	36438	Fastenal	337.30
2020	3325	09/16/2020	Claims	36439	Gross Enterprises, Inc	200.00
2020	3326	09/16/2020	Claims	36440	James Dean Construction	204.80
2020	3327	09/16/2020	Claims	36441	Klickitat County Health Dept	210.00
2020	3328	09/16/2020	Claims	36442	Klickitat County Prosecutor	13.76
2020	3329	09/16/2020	Claims	36443	Michael D. Levitz Attorney at Law	600.00
2020	3330	09/16/2020	Claims	36444	Mitchell K. Wilson, Interpreter	31.58
2020	3331	09/16/2020	Claims	36445	Mosier WiNet	400.00
2020	3332	09/16/2020	Claims	36446	NAPA Auto Parts dba of TWGW, Inc	317.33
2020	3333	09/16/2020	Claims	36447	Office Depot	47.44
2020	3334	09/16/2020	Claims	36448	Power Systems West	888.32
2020	3335	09/16/2020	Claims	36449	Radcomp Technologies	4,379.99
2020	3336	09/16/2020	Claims	36450	Republic Services #487	507.98
2020	3337	09/16/2020	Claims	36451	Same Day Stage	49.00
2020	3338	09/16/2020	Claims	36452	US Bank	6,526.75
2020	3339	09/16/2020	Claims	36453	Verizon Wireless	1,097.81
2020	3340	09/16/2020	Claims	36454	WA State Criminal Justice Training Com	150.00
2020	3341	09/16/2020	Claims	36455	WA State Dept Health	216,544.00
2020	3342	09/16/2020	Claims	36456	WA State Treas. Cash Mgmt Dept	781.23
2020	3343	09/16/2020	Claims	36457	WSP USA Inc.	1,223.97
2020	3344	09/16/2020	Claims	36458	West District Court	834.68
2020	3345	09/16/2020	Claims	36459	Wilcox & Flegel	1,984.38
2020	3352	09/21/2020	Payroll		Ryan Hardie Adam	1,248.10
2020	3353	09/21/2020	Payroll		William R Avery II	2,688.48
2020	3354	09/21/2020	Payroll		Jan Brending	2,689.59
2020	3355	09/21/2020	Payroll		Erika Castro-Guzman	1,721.24
2020	3356	09/21/2020	Payroll		Jeffrey Cooper	1,523.01
2020	3357	09/21/2020	Payroll		Kate E Daniels	2,458.01
2020	3358	09/21/2020	Payroll		Andrew Dirks	1,409.52
2020	3359	09/21/2020	Payroll		Lisa L George	1,768.80
2020	3360	09/21/2020	Payroll		Edward L Gunnyon	2,358.31
2020	3361	09/21/2020	Payroll		Michael L Hepner	3,014.18
2020	3362	09/21/2020	Payroll		William F Hunsaker	2,497.03
2020	3363	09/21/2020	Payroll		Jason Kinley	1,831.43
2020	3364	09/21/2020	Payroll		Katie G Kreps	1,394.72
2020	3365	09/21/2020	Payroll		Ross E Lambert	2,654.83

BANK RECONCILIATION

City Of White Salmon
MCAG #: 0481

09/01/2020 To: 09/30/2020

Time: 17:01:19 Date: 10/14/2020
Page: 4

Year	Trans#	Date	Type	Chk#	Vendor	
2020	3366	09/21/2020	Payroll		Joshua Lewis	1,639.29
2020	3367	09/21/2020	Payroll		Madelynn M McIlwain	2,163.47
2020	3368	09/21/2020	Payroll		Patrick R Munyan Jr	3,425.40
2020	3369	09/21/2020	Payroll		Stephanie M Porter	1,668.14
2020	3370	09/21/2020	Payroll		Frank Randall	2,327.70
2020	3371	09/21/2020	Payroll		Troy Rosenburg	1,862.45
2020	3372	09/21/2020	Payroll		Internal Revenue Service	15,346.66
2020	3373	09/21/2020	Payroll		Oregon Department of Revenue	154.00
2020	3374	09/21/2020	Payroll		WA State Dept Retirement Systems	225.00
2020	3375	09/21/2020	Payroll		WA State Dept Retirement Systems	11,286.16
Total Debits:						763,017.68
Reconciled Bank Balance:						3,538,967.14
2020	3454	09/25/2020	Util Pay	53480	Xpress Bill Pay	302.19
2020	3470	09/29/2020	Tr Rec	53492	Viking Automatic Sprinkler Company	75.00
2020	3471	09/29/2020	Tr Rec	53493	Permitting Customer	397.75
2020	3472	09/29/2020	Util Pay	53494	Xpress Bill Pay	895.10
2020	3473	09/29/2020	Util Pay	53495	Xpress Bill Pay	202.59
2020	3474	09/29/2020	Util Pay	53496	Xpress Bill Pay	150.00
2020	3475	09/29/2020	Util Pay	53497	Xpress Bill Pay	150.00
2020	3476	09/30/2020	Util Pay	53498	Batch Customer	437.70
2020	3479	09/30/2020	Util Pay	53500	Xpress Bill Pay	765.06
2020	3480	09/30/2020	Util Pay	53501	Xpress Bill Pay	511.36
2020	3481	09/30/2020	Util Pay	53502	Xpress Bill Pay	99.00
Outstanding Credits:						-3,985.75
2016	1220	03/16/2016	Claims	31118	Huard C/O Brad Huard, Cecelia Joan	6.20
2017	8301	11/01/2017	Claims	33126	Hill, David & Angela	87.43
2018	768	02/07/2018	Claims	33497	Wuollet, Renee	11.38
2018	1201	03/07/2018	Claims	33577	Parker, Chris	3.17
2018	3179	06/20/2018	Claims	33915	Pretorius, Lourens and Monette	16.96
2018	7272	09/05/2018	Payroll	34156	Vargas, Savannah	49.10
2018	7524	09/20/2018	Payroll	34222	Vargas, Savannah	20.68
2018	8618	12/05/2018	Payroll	34449	Heredia, Angelina	27.70
2019	2627	06/05/2019	Claims	35066	Stiffler, Christopher	168.00
2019	3568	08/07/2019	Claims	35245	Long, Mark	179.21
2019	5713	12/31/2019	Claims		Chase Paymentech	30.00
2020	1811	05/06/2020	Claims	36098	Lisa Doslu, Trustee, James B Roberson Trust	10.38
2020	1839	05/06/2020	Claims	36126	Worldwide Marriage Encounter Columbia	150.00
2020	2083	06/05/2020	Payroll	36151	Martin, Amy	152.50
2020	2582	07/15/2020	Claims	36283	Mosier WiNet	400.00
2020	3179	09/04/2020	Payroll		Standard Insurance	393.00
2020	3204	09/02/2020	Claims	36403	Gorge INK	49.85
2020	3214	09/02/2020	Claims	36413	Masonic Lodge # 163	175.00
2020	3215	09/02/2020	Claims	36414	Master Meter, Inc.	2,000.00
2020	3222	09/02/2020	Claims	36421	Reynier, Ron Atty At Law	1,375.00
2020	3319	09/16/2020	Claims	36433	Board for Volunteer Firefighters	90.00
2020	3321	09/16/2020	Claims	36435	City Of White Salmon	108,675.63
2020	3464	09/28/2020	Claims	36460	CenturyLink	1,361.05
Outstanding Debits:						115,432.24
Reconciled Book Balance:						3,427,232.46



Direct Inquiries to:
White Salmon (509) 493-2500
 P O Box 279 White Salmon WA 98672

STATEMENT OF ACCOUNT

Statement Date: 09/30/20
 Last Statement Date: 08/31/20
 Account: XXXXXX2469

229

CITY OF WHITE SALMON
 PO BOX 2139
 WHITE SALMON WA 98672-2139



SUMMARY OF ACCOUNT BALANCES

Account Name	Account Number	Ending Balance
Public Checking	XXXXXX2469	\$3,538,678.95

Public Checking

Account Number	XXXXXX2469	Beginning Balance	\$3,753,681.00
Low Balance	\$3,538,678.95	Credits	
		Deposits	\$100,625.08
		ACH Credits	\$219,589.19
		Other Credits	\$227,801.36
		Total Credits	\$548,015.63
		Total Account Fees	\$0.00
		Debits	
		ACH Debits	\$198,000.84
		Other Debits	\$259.31
		Electronic Checks	\$0.00
		Checks	\$564,757.53
		Total Debits	\$763,017.68
		Ending Balance	\$3,538,678.95

DEPOSITS

Date	Description	Amount
09-02	Deposit	\$358.21
09-03	Deposit	\$584.07
09-03	Deposit	\$17,225.30
09-04	Deposit	\$3,362.14
09-08	Deposit	\$4,667.00
09-09	Deposit	\$10,577.08
09-10	Deposit	\$2,948.97
09-11	Deposit	\$3,425.17
09-15	Deposit	\$9,816.18
09-16	Deposit	\$10,810.41
09-17	Deposit	\$2,281.77
09-18	Deposit	\$1,930.33

TO HELP BALANCE YOUR ACCOUNT

Step 1- Update your checkbook record. Enter checks, interest credited, and service charges not recorded.

Step 2- LIST OUTSTANDING CHECKS, ATM, POS, AND OTHER WITHDRAWALS below.

Step 3- Check Reconciliation

Number	Amount	Number	Amount	Check Reconciliation	
				Ending Statement Balance	
				Add your deposits made but not shown on statement	
				SUBTOTAL	
				Subtract your total outstanding checks & other withdrawals (Step 2)	
				This should agree with your checkbook balance	
		TOTAL	\$		

SPECIAL NOTATIONS ON YOUR STATEMENT:

1. A minus sign (-) to the left of an Ending Balance figure means the account was overdrawn that day.

ON CALL: You may verify preauthorized deposits or payments, access account information, transfer funds, or make a loan payment anytime by using our automated service. Please call 253-305-0050 or 1-800-304-0050.

IN CASE OF LOSS OR THEFT OF YOUR DEBIT OR ATM CARD: Notify us immediately at 1-877-272-3678 to report the loss, theft or disappearance of your debit or ATM card, the disclosure of your PIN, or that an unauthorized transfer or purchase has occurred or might occur.

IN CASE OF ERRORS OR QUESTIONS ABOUT NON-ELECTRONIC TRANSACTIONS: You must notify us within 30 days of the date we mailed or made this statement available to you of any unauthorized or missing signature, alteration on a check, unauthorized or missing endorsement, or other improper charges identified on this statement. Failure to notify us within the prescribed time period or to commence action against us within 90 days after notice to us will preclude you from asserting claims against us based on such checks or charges.

IN CASE OF ERRORS OR QUESTIONS ABOUT ELECTRONIC TRANSFERS:

CONSUMER ACCOUNTS: Telephone or write us using the telephone number or address listed below as soon as you can, if you think your statement or receipt is wrong, or if you need more information about a transfer on the statement or receipt. We must hear from you no later than 60 days after we sent you the FIRST statement on which the problem or error appeared.

1. Tell us your name and account number.
2. Describe the error or transfer in question, and explain as clearly as you can why you believe it is an error or why you need more information.
3. Tell us the dollar amount of the suspected error.
4. If you tell us orally, we may require that you send us your complaint or question in writing within 10 business days.

We will investigate your complaint and correct any error promptly. If we take more than 10 business days to do this, we will credit your account for the amount you think is in error, so you will have use of the money during the time it takes us to complete our investigation. If we ask you to put your complaint or question in writing and we do not receive it within 10 business days, we may not credit your account.

BUSINESS ACCOUNTS: Telephone us using the telephone number below as soon as you can.

Telephone: 1-877-272-3678

Address: Columbia Bank
 Visa Card Services MS 6935
 PO Box 2156
 Tacoma, WA 98401-2156



STATEMENT OF ACCOUNT

Statement Date: 09/30/20

Account: XXXXXX2469

DEPOSITS (continued)

Date	Description	Amount
09-21	Deposit	\$7,201.01
09-22	Deposit	\$7,579.50
09-23	Deposit	\$947.06
09-24	Deposit	\$579.11
09-25	Deposit	\$14,743.90
09-28	Deposit	\$168.48
09-29	Deposit	\$1,076.18
09-30	Deposit	\$343.21
Total Deposits:		\$100,625.08



ACH CREDITS

Date	Description	Amount
09-01	Preauthorized ACH Cr PAYMENTECH DEPOSIT 21000028622467 5708363	\$368.82
09-01	Preauthorized ACH Cr PAYMENTECH DEPOSIT 21000020689793 5708363	\$711.71
09-01	Preauthorized ACH Cr PAYMENTECH DEPOSIT 21000027714365 5708363	\$939.38
09-02	Preauthorized ACH Cr CITY OF WHITE SA CREDITS 124000058085692 132320147WD	\$461.95
09-02	Preauthorized ACH Cr PAYMENTECH DEPOSIT 21000022335512 5708363	\$2,616.17
09-03	Preauthorized ACH Cr CITY OF WHITE SA CREDITS 124000059309966 132392078WD	\$570.49
09-03	Preauthorized ACH Cr PAYMENTECH DEPOSIT 21000020361168 5708363	\$4,986.65
09-04	Preauthorized ACH Cr PAYMENTECH DEPOSIT 21000021622251 5708363	\$223.86
09-04	Preauthorized ACH Cr CITY OF WHITE SA CREDITS 124000050631428 132442061WD	\$591.55
09-08	Preauthorized ACH Cr PAYMENTECH DEPOSIT 21000023908350 5708363	\$265.71
09-08	Preauthorized ACH Cr PAYMENTECH DEPOSIT 21000021619118 5708363	\$453.90
09-08	Preauthorized ACH Cr PAYMENTECH DEPOSIT 21000021592420 5708363	\$737.77
09-08	Preauthorized ACH Cr PAYMENTECH DEPOSIT 21000020321559 5708363	\$1,033.12
09-08	Preauthorized ACH Cr CITY OF WHITE SA CREDITS 124000051776160 132492538WD	\$1,929.89
09-09	Preauthorized ACH Cr PAYMENTECH DEPOSIT 21000022022110 5708363	\$582.91
09-09	Preauthorized ACH Cr CITY OF WHITE SA CREDITS 124000052999932 132554699WD	\$1,309.31
09-10	Preauthorized ACH Cr CITY OF WHITE SA CREDITS 124000054194747 132685168WD	\$1,598.48
09-10	Preauthorized ACH Cr PAYMENTECH DEPOSIT 21000024729974 5708363	\$1,607.79
09-11	Preauthorized ACH Cr PAYMENTECH DEPOSIT 21000020975814 5708363	\$605.26
09-11	Preauthorized ACH Cr CITY OF WHITE SA CREDITS 124000055262401 132749080WD	\$3,173.96
09-14	Preauthorized ACH Cr PAYMENTECH DEPOSIT 21000024995846 5708363	\$674.96



STATEMENT OF ACCOUNT

Statement Date: 09/30/20

Account: XXXXXX2469

ACH CREDITS (continued)

Date	Description	Amount
09-14	Preauthorized ACH Cr CITY OF WHITE SA CREDITS 124000056212091 132858476WD	\$2,751.18
09-15	Preauthorized ACH Cr PAYMENTECH DEPOSIT 21000021334100 5708363	\$100.35
09-15	Preauthorized ACH Cr PAYMENTECH DEPOSIT 21000021316750 5708363	\$330.50
09-15	Preauthorized ACH Cr PAYMENTECH DEPOSIT 21000028297631 5708363	\$777.00
09-15	Preauthorized ACH Cr CITY OF WHITE SA CREDITS 124000057319066 132922204WD	\$2,952.89
09-16	Preauthorized ACH Cr PAYMENTECH DEPOSIT 21000023407221 5708363	\$1,180.95
09-16	Preauthorized ACH Cr CITY OF WHITE SA CREDITS 124000058261498 133036456WD	\$2,077.10
09-17	Preauthorized ACH Cr CITY OF WHITE SA CREDITS 124000059053004 133178952WD	\$1,033.10
09-17	Preauthorized ACH Cr PAYMENTECH DEPOSIT 21000023400184 5708363	\$1,140.05
09-18	Preauthorized ACH Cr CITY OF WHITE SA CREDITS 124000050116870 133247911WD	\$750.17
09-18	Preauthorized ACH Cr PAYMENTECH DEPOSIT 21000021867262 5708363	\$8,401.06
09-21	Preauthorized ACH Cr PAYMENTECH DEPOSIT 21000026414108 5708363	\$1,192.28
09-21	Preauthorized ACH Cr CITY OF WHITE SA CREDITS 124000051015936 133305971WD	\$1,677.69
09-21	Preauthorized ACH Cr KLUICKITAT COUNTY PAYMENTS 125108270013543 WHITE SALMON	\$9,061.05
09-21	Preauthorized ACH Cr CITY WS DB UTILPYM 125108270007420 1916001528	\$38,244.43
09-22	Preauthorized ACH Cr DOJ TREAS 310 MISC PAY 101036152593207 916001528150400	\$367.00
09-22	Preauthorized ACH Cr PAYMENTECH DEPOSIT 21000020447694 5708363	\$2,825.04
09-22	Preauthorized ACH Cr PAYMENTECH DEPOSIT 21000021871774 5708363	\$3,431.45
09-22	Preauthorized ACH Cr CITY OF WHITE SA CREDITS 124000051943905 133370411WD	\$4,144.27
09-22	Preauthorized ACH Cr PAYMENTECH DEPOSIT 21000027239387 5708363	\$4,674.61
09-23	Preauthorized ACH Cr CITY OF WHITE SA CREDITS 124000052797832 133576551WD	\$2,149.97
09-23	Preauthorized ACH Cr PAYMENTECH DEPOSIT 21000022588274 5708363	\$13,246.81
09-24	Preauthorized ACH Cr PAYMENTECH DEPOSIT 21000025210669 5708363	\$6,692.45
09-24	Preauthorized ACH Cr CITY OF WHITE SA CREDITS 124000053529519 133642380WD	\$9,977.59
09-25	Preauthorized ACH Cr PAYMENTECH DEPOSIT 21000028768544 5708363	\$988.02
09-25	Preauthorized ACH Cr CITY OF WHITE SA CREDITS 124000054505794 133704485WD	\$10,050.52
09-28	Preauthorized ACH Cr PAYMENTECH DEPOSIT 21000028791100 5708363	\$300.70



STATEMENT OF ACCOUNT

Statement Date: 09/30/20

Account: XXXXXX2469

ACH CREDITS (continued)

Date	Description	Amount
09-28	Preauthorized ACH Cr CITY OF WHITE SA CREDITS 124000055337637 133768922WD	\$1,001.02
09-29	Preauthorized ACH Cr PAYMENTECH DEPOSIT 21000020728203 5708363	\$100.35
09-29	Preauthorized ACH Cr CITY OF WHITE SA CREDITS 124000056295665 133918872WD	\$167.71
09-29	Preauthorized ACH Cr PAYMENTECH DEPOSIT 21000022252323 5708363	\$200.00
09-29	Preauthorized ACH Cr PAYMENTECH DEPOSIT 21000021256463 5708363	\$476.50
09-30	Preauthorized ACH Cr CITY OF WHITE SA CREDITS 124000057478839 134025047WD	\$147.20
09-30	Preauthorized ACH Cr PAYMENTECH DEPOSIT 21000024770910 5708363	\$458.64
09-30	Preauthorized ACH Cr WA ST TREASURER REVDISTRIB 42000011770268 02530	\$61,075.90

Total ACH Credits: \$219,589.19

OTHER CREDITS

Date	Description	Amount
09-09	Wire Transfer In NORTH CASCADES B WIRE XFER ANK DIV OF GLACIE	\$227,801.36

Total Other Credits: \$227,801.36

ACH DEBITS

Date	Description	Amount
09-02	Preauthorized ACH Dr CITY WS DB DEPOSIT 125108270002779 1916001528	\$3,876.00
09-03	Preauthorized ACH Dr PAYMENTECH FEE 21000020400012 5708363	\$1,692.07
09-03	Preauthorized ACH Dr Vimly Benefit So Vimly Bene 91000011002537 ST-O9F0C1X3K0A1	\$34,712.18
09-04	Preauthorized ACH Dr WA DEPT RET SYS DRS EPAY 42000017691070 04090267	\$225.00
09-04	Preauthorized ACH Dr LIFESECURE INSU INSURANCE LISTBILL 111000010927203 LB0000000044198	\$240.69
09-04	Preauthorized ACH Dr Xpress Bill Pay BILLING 124000050648585 10295	\$530.41
09-04	Preauthorized ACH Dr WA DEPT RET SYS DRS EPAY 42000017691071 04090268	\$11,393.33
09-04	Preauthorized ACH Dr IRS USATAXPYMT 61036010096650 270064830703730	\$16,157.64
09-04	Preauthorized ACH Dr CITY WS DB PAYROLL 125108270010553 1916001528	\$44,225.99
09-08	Preauthorized ACH Dr OR REVENUE DEPT TAXPAYMENT 42000018386180 690685184	\$196.00
09-09	Preauthorized ACH Dr AFLAC INSURANCE 21000026063911 0EXM7033075	\$247.14
09-10	Preauthorized ACH Dr LIFESECURE INSU INSURANCE 111000019394239 LS00049572	\$371.09
09-10	Preauthorized ACH Dr LIFESECURE INSU INSURANCE 111000019394238 LS00049566	\$1,103.52
09-17	Preauthorized ACH Dr WA DEPT REVENUE TAX PYMT 42000011496588 3806648	\$13,674.26
09-21	Preauthorized ACH Dr WA DEPT RET SYS DRS EPAY 42000012285766 04094717	\$11,511.16





STATEMENT OF ACCOUNT

Statement Date: 09/30/20

Account: XXXXXX2469

ACH DEBITS (continued)

Date	Description	Amount
09-21	Preauthorized ACH Dr IRS USATAXPYMT 61036010038739 270066551789632	\$15,346.66
09-21	Preauthorized ACH Dr CITY WS DB PAYROLL 125108270006980 1916001528	\$42,343.70
09-22	Preauthorized ACH Dr OR REVENUE DEPT TAXPAYMENT 42000017088037 1454720256	\$154.00

Total ACH Debits: \$198,000.84

OTHER DEBITS

Date	Description	Amount
09-15	Analysis Charge Account Analysis Fee	\$259.31

Total Other Debits: \$259.31

CHECKS

Number	Date	Amount	Number	Date	Amount	Number	Date	Amount
36300	09-10	\$152.50	36405	09-09	\$3,087.13	36434*	09-24	\$121.97
36335*	09-03	\$1,375.00	36406	09-09	\$882.62	36436*	09-22	\$161.68
36369*	09-28	\$2,226.41	36407	09-22	\$2.35	36437	09-28	\$1,416.26
36371*	09-04	\$133.48	36408	09-08	\$84.48	36438	09-24	\$337.30
36373*	09-01	\$6,987.50	36409	09-10	\$859.05	36439	09-28	\$200.00
36377*	09-02	\$1,473.27	36410	09-16	\$144.60	36440	09-22	\$204.80
36379*	09-03	\$22.00	36411	09-10	\$35.00	36441	09-23	\$210.00
36380	09-02	\$1,795.20	36412	09-08	\$1,413.09	36442	09-23	\$13.76
36386*	09-11	\$152.50	36415*	09-10	\$1,500.00	36443	09-24	\$600.00
36387	09-11	\$152.50	36416	09-14	\$147.78	36444	09-22	\$31.58
36388	09-09	\$92.35	36417	09-15	\$56.71	36445	09-28	\$400.00
36389	09-10	\$846.54	36418	09-11	\$20.08	36446	09-22	\$317.33
36390	09-14	\$24,023.78	36419	09-11	\$10,881.26	36447	09-28	\$47.44
36391	09-09	\$2,333.00	36420	09-15	\$42.97	36448	09-22	\$888.32
36392	09-10	\$900.00	36422*	09-15	\$535.00	36449	09-23	\$4,379.99
36393	09-11	\$19,545.00	36423	09-08	\$144.60	36450	09-24	\$507.98
36394	09-09	\$1,124.96	36424	09-10	\$247.50	36451	09-23	\$49.00
36395	09-15	\$11.31	36425	09-14	\$53.75	36452	09-23	\$6,526.75
36396	09-10	\$31.49	36426	09-16	\$3,347.00	36453	09-23	\$1,097.81
36397	09-14	\$124.98	36427	09-09	\$1,464.54	36454	09-25	\$150.00
36398	09-08	\$1,951.52	36428	09-10	\$1,218.88	36455	09-30	\$216,544.00
36399	09-09	\$253.70	36429	09-29	\$554.68	36456	09-23	\$781.23
36400	09-16	\$203,777.58	36430	09-28	\$139.06	36457	09-24	\$1,223.97
36401	09-22	\$60.98	36431	09-22	\$245.43	36458	09-24	\$834.68
36402	09-10	\$66.49	36432	09-23	\$28,238.88	36459	09-23	\$1,984.38
36404*	09-09	\$766.82						

Total Checks: \$564,757.53

* indicates skip in check sequence

DAILY BALANCES

Date	Balance	Date	Balance	Date	Balance
09-01	\$3,748,713.41	09-10	\$3,895,980.82	09-18	\$3,673,242.84
09-02	\$3,745,005.27	09-11	\$3,872,433.87	09-21	\$3,661,417.78
09-03	\$3,730,570.53	09-14	\$3,851,509.72	09-22	\$3,682,373.18
09-04	\$3,661,841.54	09-15	\$3,864,581.34	09-23	\$3,655,435.22
09-08	\$3,667,139.24	09-16	\$3,671,380.62	09-24	\$3,669,058.47
09-09	\$3,897,157.64	09-17	\$3,662,161.28	09-25	\$3,694,690.91



STATEMENT OF ACCOUNT

Statement Date: 09/30/20

Account: XXXXXX2469

DAILY BALANCES (continued)

<u>Date</u>	<u>Balance</u>	<u>Date</u>	<u>Balance</u>	<u>Date</u>	<u>Balance</u>
09-28	\$3,691,731.94	09-29	\$3,693,198.00	09-30	\$3,538,678.95



BANK RECONCILIATION

City Of White Salmon
MCAG #: 0481

09/01/2020 To: 09/30/2020

Time: 17:03:51 Date: 10/14/2020

Page: 1

2 State Pool

Date	Balance Forward	
09/30/2020	1,359,601.60	
		229.96
	Total Credits:	229.96

Year	Trans#	Date	Type	Chk#	Vendor
------	--------	------	------	------	--------

Total Debits:	0.00
Reconciled Bank Balance:	1,359,831.56
Outstanding Credits:	
Outstanding Debits:	
Reconciled Book Balance:	1,359,831.56

Local Government Investment Pool
Statement of Account for No: 02530
Primary Account
September 2020

CITY OF WHITE SALMON
PO BOX 2139
WHITE SALMON, WA 98672-8672

Date	Description	Comment	Deposits	Withdrawals	Balance
09/01/2020	Beginning Balance				1,359,601.60
09/30/2020	Month End Balance				1,359,601.60
	September Earnings	Daily Factor Earnings	229.96		
	Net Ending Balance				1,359,831.56

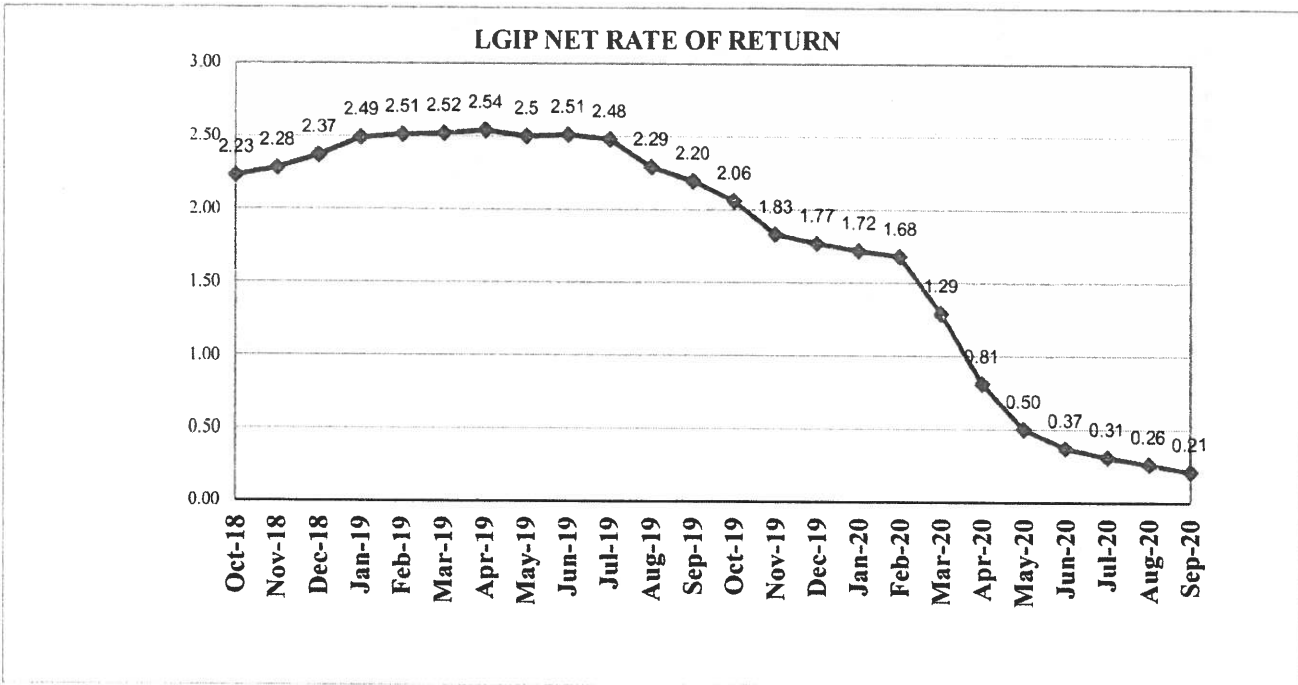
Account Summary

Beginning Balance:	1,359,601.60	Gross Earnings:	236.32
Deposits:	0.00	Administrative Fee:	6.36
Withdrawals:	0.00	Net Earnings:	229.96
Month End Balance:	1,359,601.60		
Administrative Fee Rate:	0.0057 %	Net Ending Balance:	1,359,831.56
Gross Earnings Rate:	0.2115 %		
Net Earnings Rate:	0.2058 %	Average Daily Balance:	1,359,601.60

**WASHINGTON STATE
LOCAL GOVERNMENT INVESTMENT POOL
September 30, 2020**

Investment Type	Average Balance Sep-20	Sep-20 Percentage	Average Balance CY 2020	2020 Percentage
Agency Discount Notes	476,157,559.43	2.28%	1,199,982,499.58	6.03%
Agency Floating Rate Notes	2,591,171,922.94	12.42%	2,188,871,953.06	11.01%
Agency Variable Rate Notes	299,879,060.15	1.44%	452,308,313.86	2.27%
Certificates of Deposit	188,000,000.00	0.90%	207,245,437.95	1.04%
IB Bank Deposit	2,883,285,909.47	13.82%	2,737,156,915.59	13.76%
Repurchase Agreements	1,731,833,333.33	8.30%	1,210,656,934.26	6.09%
SOFR Floating Rate Notes	0.00	0.00%	0.00	0.00%
Supras - Bullets	0.00	0.00%	54,609,547.30	0.27%
Supras - Discount Notes	373,064,062.04	1.79%	640,874,201.19	3.22%
Supras- Floating Rate Notes	0.00	0.00%	0.00	0.00%
Supras - Variables	0.00	0.00%	0.00	0.00%
Term Repurchase Agreements	160,000,000.00	0.77%	392,335,766.42	1.97%
U.S. Treasury Securities	11,415,588,436.58	54.70%	10,375,764,169.71	52.17%
US Treasury Floating Rate Notes	750,414,144.61	3.60%	427,979,599.73	2.15%
Total Avg Daily Balance	20,869,394,428.54	100.00%	19,887,785,338.66	100.00%

Avg Days to Maturity 42 days



* Rates are calculated on a 365-day basis

**WASHINGTON STATE
LOCAL GOVERNMENT INVESTMENT POOL
September 30, 2020**

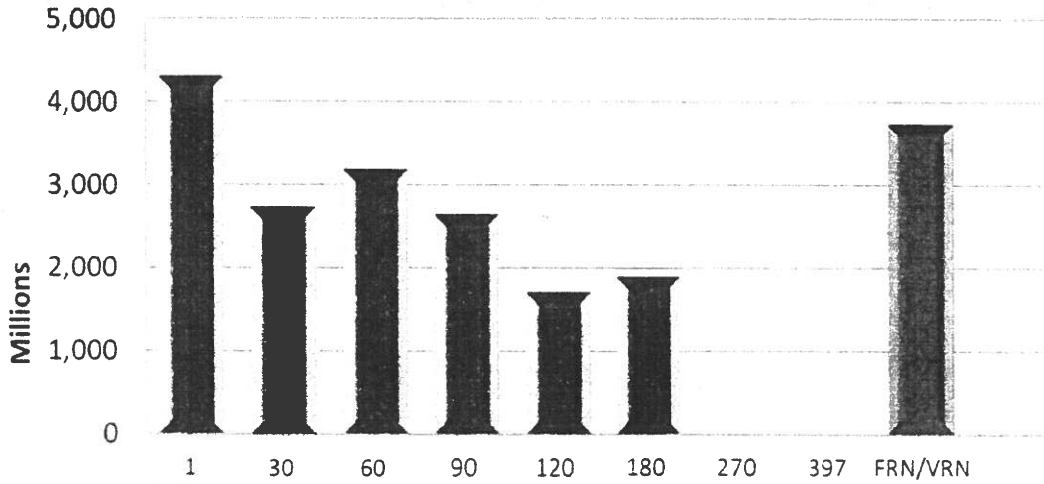
<u>DAYS TO MATURITY</u>	<u>\$ MATURING (PAR VALUE)*</u>	<u>% MATURING</u>	<u>CUMULATIVE % MATURING</u>
1	4,295.03	21.2%	21.2%
2-30	2,735.06	13.5%	34.8%
31-60	3,184.25	15.7%	50.5%
61-90	2,654.48	13.1%	63.6%
91-120	1,716.97	8.5%	72.1%
121-180	1,905.31	9.4%	81.5%
181-270	0.00	0.0%	81.5%
271-397	0.00	0.0%	81.5%
FRN/VRN	3,733.30	18.5%	100.0%

PORTFOLIO TOTAL:

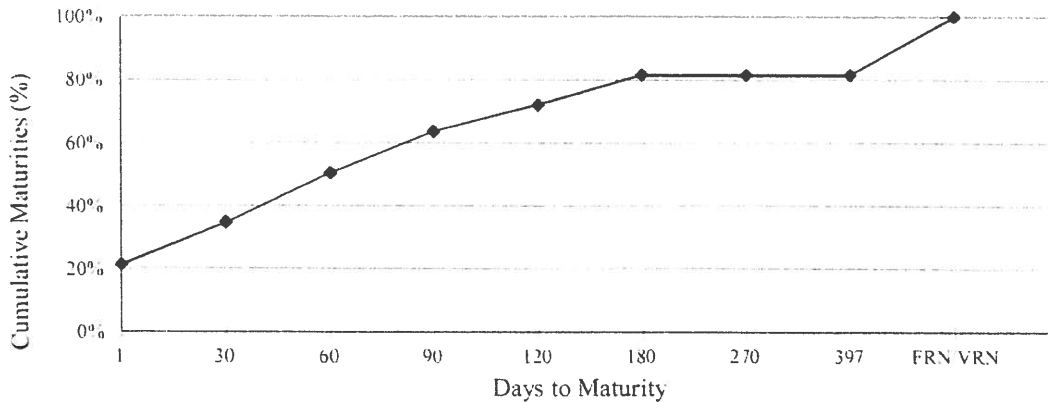
20,224.40

* Amounts in millions of dollars

LGIP MATURITY STRUCTURE



LGIP CUMULATIVE MATURITY STRUCTURE



BANK RECONCILIATION

City Of White Salmon
MCAG #: 0481

09/01/2020 To: 09/30/2020

Time: 17:04:13 Date: 10/14/2020
Page: 1

3 Petty Cash

Date	Balance Forward	25.00
------	-----------------	-------

Total Credits:	0.00
----------------	------

Year	Trans#	Date	Type	Chk#	Vendor
------	--------	------	------	------	--------

Total Debits:	0.00
---------------	------

Reconciled Bank Balance:	25.00
--------------------------	-------

Outstanding Credits:	
----------------------	--

Outstanding Debits:	
---------------------	--

Reconciled Book Balance:	25.00
--------------------------	-------

BANK RECONCILIATION

City Of White Salmon
MCAG #: 0481

09/01/2020 To: 09/30/2020

Time: 17:04:31 Date: 10/14/2020
Page: 1

4 Cash Drawer 1

Date	Balance Forward	150.00
------	-----------------	--------

Total Credits:	0.00
----------------	------

Year	Trans#	Date	Type	Chk#	Vendor
------	--------	------	------	------	--------

Total Debits:	0.00
---------------	------

Reconciled Bank Balance:	150.00
--------------------------	--------

Outstanding Credits:	
----------------------	--

Outstanding Debits:	
---------------------	--

Reconciled Book Balance:	150.00
--------------------------	--------

BANK RECONCILIATION

City Of White Salmon
MCAG #: 0481

09/01/2020 To: 09/30/2020

Time: 17:04:48 Date: 10/14/2020
Page: 1

5 Cash Drawer 2

Date	Balance Forward	150.00
------	-----------------	--------

Total Credits:	0.00
----------------	------

Year	Trans#	Date	Type	Chk#	Vendor
------	--------	------	------	------	--------

Total Debits:	0.00
---------------	------

Reconciled Bank Balance:	150.00
--------------------------	--------

Outstanding Credits:	
----------------------	--

Outstanding Debits:	
---------------------	--

Reconciled Book Balance:	150.00
--------------------------	--------

BANK RECONCILIATION

City Of White Salmon
MCAG #: 0481

09/01/2020 To: 09/30/2020

Time: 17:05:06 Date: 10/14/2020

Page: 1

6 Cash Drawer 3

Date	Balance Forward	150.00
------	-----------------	--------

Total Credits:	0.00
----------------	------

Year	Trans#	Date	Type	Chk#	Vendor
------	--------	------	------	------	--------

Total Debits:	0.00
---------------	------

Reconciled Bank Balance:	150.00
--------------------------	--------

Outstanding Credits:	
----------------------	--

Outstanding Debits:	
---------------------	--

Reconciled Book Balance:	150.00
--------------------------	--------

**City of White Salmon
Budget Summary Report
As of September 30, 2020**

	Budget Revenue	Year-To-Date Revenue	Remaining	75.00%	Budget Expenditures	Year-To Date Expenditures	Remaining	75.00%
001 Current Expense								
Finance					473,917.00	360,029.88	113,887.12	75.97%
Central Services (HR)					80,688.00	50,759.63	29,928.37	62.91%
General Government					131,747.00	88,152.82	43,594.18	66.91%
Building					121,901.00	87,753.38	34,147.62	71.99%
Community Services					91,100.00	11,800.66	79,299.34	12.95%
Planning					325,725.00	167,551.46	158,173.54	51.44%
Park					223,141.00	67,217.49	155,923.51	30.12%
Police					1,031,810.00	725,383.30	306,426.70	70.30%
Fire					232,192.00	123,900.69	108,291.31	53.36%
001 Current Expense	2,443,992.00	1,588,088.08	855,903.92	64.98%	2,712,221.00	1,682,549.31	1,029,671.69	62.04%
101 Street Fund	509,836.00	306,183.02	203,652.98	60.06%	501,452.00	257,374.01	244,077.99	51.33%
107 Pool Fund	0.00	154.57	-154.57	0.00%	47,046.00	1,060.24	45,985.76	2.25%
108 Municipal Capital Imp. Fund	57,999.00	49,421.74	8,577.26	85.21%	17,308.00	17,307.25	0.75	0.00%
110 Fire Reserve Fund	75,000.00	57,207.25	17,792.75	76.28%	0.00	0.00	0.00	0.00%
112 General Fund Reserve	123,663.00	104,619.84	19,043.16	84.60%	0.00	0.00	0.00	0.00%
121 Police Vehicle Reserve Fund	60,820.00	44,855.72	15,964.28	73.75%	59,000.00	44,859.14	14,140.86	76.03%
200 Unlimited Go Bond Fund	0.00	6.66	-6.66	0.00%	18,041.00	0.00	18,041.00	0.00%
303 Hotel/Motel Taxes	25,000.00	27,243.57	-2,243.57	108.97%	0.00	0.00	0.00	0.00%
307 New Pool Construction Fund	0.00	0.00	0.00	0.00%	0.00	0.00	0.00	0.00%
401 Water Fund	2,938,643.00	1,341,331.07	1,597,311.93	45.64%	3,105,754.00	1,645,793.62	1,459,960.38	52.99%
402 Wastewater Collection Fund	992,370.00	737,923.68	254,446.32	74.36%	868,834.00	596,969.24	271,864.76	68.71%
408 Water Reserve Fund	201,034.00	150,866.26	50,167.74	75.05%	390,000.00	0.00	390,000.00	0.00%

City of White Salmon
 Budget Summary Report
 As of September 30, 2020

	Budget Revenue	Year-To-Date Revenue	Remaining	75.00%	Budget Expenditures	Year-To Date Expenditures	Remaining	75.00%
409 Wastewater Reserve Fund	4,868.00	3,778.78	1,089.22	77.62%	0.00	0.00	0.00	0.00%
412 Water Rights Acquisition Fund	160,556.00	119,447.18	41,108.82	74.40%	123,985.00	61,992.12	61,992.88	50.00%
413 Water Bond Redemption Fund	91,372.00	68,528.97	22,843.03	75.00%	91,372.00	33,025.00	58,347.00	36.14%
414 Wastewater Bond Redemption Fund	13,180.00	9,884.97	3,295.03	75.00%	13,180.00	6,515.00	6,665.00	49.43%
415 Water Bond Reserive Fund	16,890.00	12,979.30	3,910.70	76.85%	0.00	0.00	0.00	0.00%
416 Wastewater Bond Reserve Fund	851.00	1,164.18	-313.18	136.80%	0.00	0.00	0.00	0.00%
417 Treatment Plant Reserve Fund	21,871.00	16,857.97	5,013.03	77.08%	0.00	0.00	0.00	0.00%
418 Water Short Lived Asset Reserve Fund	100,000.00	74,999.97	25,000.03	75.00%	100,000.00	0.00	100,000.00	0.00%
420 USDA Rural Develop. Jewett Water	3,193,000.00	1,634,012.52	1,558,987.48	51.17%	3,288,160.00	1,729,171.82	1,558,988.18	52.59%
601 Remittances	12,223.00	5,352.32	6,870.68	43.79%	12,223.00	5,048.80	7,174.20	41.31%
Total	11,043,168.00	6,354,907.62	4,688,260.38	57.55%	11,348,576.00	6,081,665.55	5,266,910.45	53.59%

Note: Revenue does not include beginning balances and expenditures does not include ending balances
 Percentages are the based on amount of revenue received and expenditures made -- not on amount remaining.