



White Salmon Personnel and Finance Committee Meeting

A G E N D A

December 13, 2023 – 4:00 PM

100 N Main Ave

Meeting ID: 860 8606 0566

Call In: 1 253 215 8782 US (Tacoma)

Zoom Link: <https://us02web.zoom.us/j/86086060566>

Call to Order

Public Comment


Discussion and Action Items

- [1.](#) September 2023 Treasurer Report
- [2.](#) October 2023 Treasurer Report
- [3.](#) November 2023 Treasurer Report
4. 2023 Budget Amendment No 4

Adjournment

File Attachments for Item:

1. September 2023 Treasurer Report



City of White Salmon
September 2023
Budget Report

TREASURER'S REPORT

Fund Totals

City Of White Salmon

Time: 12:25:05 Date: 12/05/2023

09/01/2023 To: 09/30/2023

Page: 2

Fund	Previous Balance	Revenue	Expenditures	Ending Balance	Claims Clearing	Payroll Clearing	Outstanding Deposits	Adjusted Ending Balance
001 Current Expense	1,058,400.18	204,988.17	229,491.58	1,033,896.77	31,481.19	349.59	-1,229.91	1,064,497.64*
101 Street Fund	22,111.90	29,561.07	90,376.32	-38,703.35	17,329.72	0.00	0.00	-21,373.63*
108 Municipal Capital Imp Fund	515,019.56	15,966.07		530,985.63	0.00	0.00	0.00	530,985.63
110 Fire Reserve Fund	367,962.54	3,640.26		371,602.80	0.00	0.00	0.00	371,602.80
112 General Fund Reserve	356,661.06	1,582.40		358,243.46	0.00	0.00	0.00	358,243.46
121 Police Vehicle Reserve Fund	85,708.59	361.12		86,069.71	0.00	0.00	0.00	86,069.71
302 Transportation Improvement Fund	170.13	6,364.61		6,534.74	0.00	0.00	0.00	6,534.74
303 Hotel/Motel Taxes	187,825.34	10,201.05		198,026.39	0.00	0.00	0.00	198,026.39
307 New Pool Construction Fund	25,897.32	3,018.28		28,915.60	0.00	0.00	0.00	28,915.60
401 Water Fund	446,714.25	257,415.62	244,885.92	459,243.95	5,920.23	0.00	-3,110.17	462,054.01*
402 Wastewater Collection Fund	259,850.96	93,962.32	91,719.88	262,093.40	36,350.47	0.00	-1,519.54	296,924.33*
408 Water Reserve Fund	345,610.32	28,583.96		374,194.28	0.00	0.00	0.00	374,194.28
409 Wastewater Reserve Fund	619,887.43	18,139.62	1,732.87	636,294.18	900.10	0.00	0.00	637,194.28
412 Water Rights Acquisition Fund	438,292.52	15,510.68		453,803.20	3.72	0.00	-226.05	453,580.87
413 Water Bond Redemption Fund	78,433.07	9,591.74	7,920.00	80,104.81	0.00	0.00	0.00	80,104.81
414 Wastewater Bond Redemption Fund	11,525.27	0.00		11,525.27	0.00	0.00	0.00	11,525.27
415 Water Bond Reserve Fund	120,251.22	1,742.68		121,993.90	0.00	0.00	0.00	121,993.90
416 Wastewater Bond Reserve Fund	78,383.58	347.79		78,731.37	0.00	0.00	0.00	78,731.37
417 Treatment Plant Reserve Fund	379,724.28	1,671.53		381,395.81	0.00	0.00	0.00	381,395.81
418 Water Short Lived Asset Reserve Fund	333,101.06	12,029.84	32,924.47	312,206.43	17,101.94	0.00	0.00	329,308.37
420 USDA Rural Development - Jewett Water Main Improvements	189,306.53	186,919.57	144,608.84	231,617.26	0.00	0.00	0.00	231,617.26
601 Remittances	1.31	76.99	70.49	7.81	70.49	0.00	-6.50	71.80
	5,920,838.42	901,675.37	843,730.37	5,978,783.42	109,157.86	349.59	-6,092.17	6,082,198.70



TREASURER'S REPORT

Account Totals

City Of White Salmon

09/01/2023 To: 09/30/2023

Time: 12:25:05 Date: 12/05/2023

Page: 3

Cash Accounts		Beg Balance	Deposits	Withdrawals	Ending	Outstanding Rec	Outstanding Exp	Adj Balance
1	Checking Account	1,119,680.62	845,556.82	808,862.03	1,156,375.41	-6,092.17	109,585.14	1,259,868.38
3	Petty Cash	25.00	0.00	0.00	25.00	0.00	0.00	25.00
4	Cash Drawer 1	150.00	0.00	0.00	150.00	0.00	0.00	150.00
5	Cash Drawer 2	150.00	0.00	0.00	150.00	0.00	0.00	150.00
Total Cash:		1,120,005.62	845,556.82	808,862.03	1,156,700.41	-6,092.17	109,585.14	1,260,193.38
Investment Accounts		Beg Balance	Deposits	Withdrawals	Ending	Outstanding Rec	Outstanding Exp	Adj Balance
2	State Pool	4,800,832.80	21,250.21	0.00	4,822,083.01	0.00	0.00	4,822,083.01
Total Investments:		4,800,832.80	21,250.21	0.00	4,822,083.01	0.00	0.00	4,822,083.01
		5,920,838.42	866,807.03	808,862.03	5,978,783.42	-6,092.17	109,585.14	6,082,276.39

TREASURER'S REPORT
Fund Investments By Account

City Of White Salmon

09/01/2023 To: 09/30/2023

Time: 12:25:05 Date: 12/05/2023

Page: 4

Fund Totals:	Previous Balance	Purchases	Interest	Total Investments	Liquidated	Ending Balance
001 000 Current Expense	795,819.56		3,531.06	3,531.06		799,350.62
101 000 Street Fund	133,137.17		590.73	590.73		133,727.90
108 000 Municipal Capital Imp Fund	454,480.12		2,016.53	2,016.53		456,496.65
110 000 Fire Reserve Fund	350,895.23		1,556.93	1,556.93		352,452.16
112 000 General Govt Reserve Fund	356,635.89		1,582.40	1,582.40		358,218.29
121 000 Police Vehicle Reserve Fund	81,387.03		361.12	361.12		81,748.15
303 000 Hotel/Motel Taxes	161,528.73		716.70	716.70		162,245.43
307 000 New Pool Construction Fund	22,900.00		101.61	101.61		23,001.61
401 000 Water Fund	204,037.17		905.31	905.31		204,942.48
402 000 Wastewater Collection Fund	212,111.53		941.14	941.14		213,052.67
408 000 Water Reserve Fund	107,440.68		476.71	476.71		107,917.39
409 000 Wastewater Reserve Fund	604,336.96		2,681.45	2,681.45		607,018.41
412 000 Water Rights Acquisition Fund	362,074.40		1,606.53	1,606.53		363,680.93
413 000 Water Bond Redemption Fund	67,291.47		298.57	298.57		67,590.04
415 000 Water Bond Reserve Fund	118,646.22		526.43	526.43		119,172.65
416 000 Wastewater Bond Reserve Fund	78,383.15		347.79	347.79		78,730.94
417 000 Treatment Plant Reserve Fund	376,724.28		1,671.53	1,671.53		378,395.81
418 000 Water Short Lived Asset Reserve Fund	301,478.68		1,337.67	1,337.67		302,816.35
2 - State Pool	4,789,308.27	0.00	21,250.21	21,250.21		4,810,558.48
	4,789,308.27	0.00	21,250.21	21,250.21		4,810,558.48

TREASURER'S REPORT

Fund Investment Totals

City Of White Salmon

09/01/2023 To: 09/30/2023

Time: 12:25:05 Date: 12/05/2023

Page: 5

Fund Totals:	Previous Balance	Purchases	Interest	Ttl Investments	Liquidated	Investment Bal	Available Cash
001 Current Expense	795,819.56		3,531.06	3,531.06		799,350.62	234,546.15
101 Street Fund	133,137.17		590.73	590.73		133,727.90	-172,431.25
108 Municipal Capital Imp Fund	454,480.12		2,016.53	2,016.53		456,496.65	74,488.98
110 Fire Reserve Fund	350,895.23		1,556.93	1,556.93		352,452.16	19,150.64
112 General Fund Reserve	356,635.89		1,582.40	1,582.40		358,218.29	25.17
121 Police Vehicle Reserve Fund	81,387.03		361.12	361.12		81,748.15	4,321.56
302 Transportation Improvement Fund						0.00	6,534.74
303 Hotel/Motel Taxes	161,528.73		716.70	716.70		162,245.43	35,780.96
307 New Pool Construction Fund	22,900.00		101.61	101.61		23,001.61	5,913.99
401 Water Fund	204,037.17		905.31	905.31		204,942.48	254,301.47
402 Wastewater Collection Fund	212,111.53		941.14	941.14		213,052.67	49,040.73
408 Water Reserve Fund	107,440.68		476.71	476.71		107,917.39	266,276.89
409 Wastewater Reserve Fund	604,336.96		2,681.45	2,681.45		607,018.41	29,275.77
412 Water Rights Acquisition Fund	362,074.40		1,606.53	1,606.53		363,680.93	90,122.27
413 Water Bond Redemption Fund	67,291.47		298.57	298.57		67,590.04	12,514.77
414 Wastewater Bond Redemption Fund						0.00	11,525.27
415 Water Bond Reserve Fund	118,646.22		526.43	526.43		119,172.65	2,821.25
416 Wastewater Bond Reserve Fund	78,383.15		347.79	347.79		78,730.94	0.43
417 Treatment Plant Reserve Fund	376,724.28		1,671.53	1,671.53		378,395.81	3,000.00
418 Water Short Lived Asset Reserve Fund	301,478.68		1,337.67	1,337.67		302,816.35	9,390.08
420 USDA Rural Development - Jewett Water						0.00	231,617.26
Main Improve						0.00	7.81
601 Remittances						0.00	7.81
	4,789,308.27		21,250.21	21,250.21		4,810,558.48	1,168,224.94

Ending fund balance (Page 1) - Investment balance = Available cash.

5,978,783.42

TREASURER'S REPORT

Outstanding Vouchers

09/01/2023 To: 09/30/2023

As Of: 09/30/2023 Date: 12/05/2023

Time: 12:25:05 Page: 6

City Of White Salmon

Year	Trans#	Date	Type	Acct#	War#	Vendor	Amount	Memo	
2023	3418	09/26/2023	Util Pay	1		Xpress Bill Pay	134.64	Xpress Import - EFT - 09-26-2023__daily_batch.csv	
2023	3419	09/26/2023	Util Pay	1		Xpress Bill Pay	103.79	Xpress Import - CheckFree - 09-26-2023__daily_batch.csv	
2023	3432	09/27/2023	Util Pay	1		Xpress Bill Pay	310.03	Xpress Import - EFT - 09-27-2023__daily_batch.csv	
2023	3433	09/27/2023	Util Pay	1		Xpress Bill Pay	329.77	Xpress Import - CheckFree - 09-27-2023__daily_batch.csv	
2023	3436	09/28/2023	Tr Rec	1		John Doe Citizen, Fingerprints/Notary/Recyl	25.00	Fingerprints: Jordan Slaughter	
2023	3440	09/28/2023	Tr Rec	1		Permitting Customer	285.75		
2023	3441	09/28/2023	Util Pay	1		Xpress Bill Pay	151.56	Xpress Import - CC - 09-28-2023__daily_batch.csv	
2023	3442	09/28/2023	Util Pay	1		Xpress Bill Pay	83.79	Xpress Import - Metavante - 09-28-2023__daily_batch.csv	
2023	3443	09/28/2023	Util Pay	1		Xpress Bill Pay	123.10	Xpress Import - iPay - 09-28-2023__daily_batch.csv	
2023	3444	09/29/2023	Tr Rec	1		Permitting Customer	57.50		
2023	3445	09/29/2023	Tr Rec	1		Permitting Customer	217.91		
2023	3446	09/29/2023	Tr Rec	1		Permitting Customer	650.25		
2023	3447	09/29/2023	Util Pay	1		Xpress Bill Pay	1,016.90	Xpress Import - CC - 09-29-2023__daily_batch.csv	
2023	3448	09/29/2023	Util Pay	1		Xpress Bill Pay	440.36	Xpress Import - EFT - 09-29-2023__daily_batch.csv	
2023	3449	09/29/2023	Util Pay	1		Xpress Bill Pay	80.00	Xpress Import - Metavante - 09-29-2023__daily_batch.csv	
2023	3450	09/29/2023	Util Pay	1		Xpress Bill Pay	314.00	Xpress Import - CheckFree - 09-29-2023__daily_batch.csv	
2023	3451	09/30/2023	Util Pay	1		Xpress Bill Pay	906.61	Xpress Import - CC - 09-30-2023__daily_batch.csv	
2023	3452	09/30/2023	Util Pay	1		Xpress Bill Pay	861.21	Xpress Import - EFT - 09-30-2023__daily_batch.csv	
Receipts Outstanding:							6,092.17		
2016	1220	03/16/2016	Claims	1	31118	Cecelia Joan Huard C/O Brad Huard	6.20	Refund inactive customer credit balance	
2017	8301	11/01/2017	Claims	1	33126	David & Angela Hill	87.43	041725.1 - 393 NECHERRY ST	
2018	768	02/07/2018	Claims	1	33497	Renee Wuollet	11.38	020675.0 - 560 NECENTER PL	
2018	1201	03/07/2018	Claims	1	33577	Chris Parker	3.17	040127.2 - 705 NECHURCH PLACE # E	
2018	3179	06/20/2018	Claims	1	33915	Lourens and Monette Pretorius	16.96	053189.0 - 17 ANNIE LANE	
2018	7272	09/05/2018	Payroll	1	34156	Savannah Vargas	49.10	Aug Payroll #2	
2018	7524	09/20/2018	Payroll	1	34222	Savannah Vargas	20.68	Sept Payroll #1	
2018	8618	12/05/2018	Payroll	1	34449	Angelina Heredia	27.70	Nov Payroll #2	
2019	2627	06/05/2019	Claims	1	35066	Christopher Stiffler	168.00	Reimburse - Wildland Firefighter Exam Fee	
2019	3568	08/07/2019	Claims	1	35245	Mark Long	179.21	071525.2 - 1196 WJEWETT BLVD 1198 - Refund Credit Balance On Utility Acct #4750	
2020	1811	05/06/2020	Claims	1	36098	James B Roberson Trust Lisa Doslu, Trustee	10.38	062750.0 - 625 SWWAUBISH ST- Credit Balance Refund	
2021	218	01/20/2021	Claims	1	36799	Thomas Hood	4.71	073225.0 - 1180 SWTHORNTON DR - Utility Account 5592 Credit Balance Refund	
2021	228	01/20/2021	Claims	1	36809	Jennifer Schwab	49.19	064200.1 - 366 SWEYRIE RD - Utility Account 5929 Credit Balance Refund	
2	∞	232	01/20/2021	Claims	1	36813	Garret Zallen	0.05	022650.3 - 645 NEGRANDVIEW BLVD - Utility Account 1204 Credit Balance Refund

TREASURER'S REPORT

Outstanding Vouchers

09/01/2023 To: 09/30/2023

As Of: 09/30/2023 Date: 12/05/2023

Time: 12:25:05 Page: 7

City Of White Salmon

Year	Trans#	Date	Type	Acct#	War#	Vendor	Amount	Memo
2021	1733	05/19/2021	Claims	1	37101	Nora B. Kyte	3.34	011450.0 - 552 SEOAK ST - Credit Balance Refund
2021	3458	10/06/2021	Claims	1	37455	Ernie's Locks & Keys LLC	325.00	Park - Locksmithing
2021	4396	12/20/2021	Payroll	1	37678	Christopher Stiffler	27.70	Dec Payroll #2
2023	2372	07/05/2023	Claims	1	40335	Chad Hinman	150.00	Park Use Deposit Refund - Chad Hinman - Event date 06.17.23 - Receipt 99742
2023	2698	08/04/2023	Payroll	1	40415	Patricia F Fink	151.05	August Payroll #1
2023	2903	08/16/2023	Claims	1	40451	Ryan Hardie Adam	24.71	Reissue of check #38665 - PW Meal Tavel and Training
2023	3091	09/05/2023	Payroll	1	40503	Patricia F Fink	151.05	September Payroll #1
2023	3162	09/06/2023	Claims	1	40519	Columbia Gorge News, LLC	115.50	Legal Advertising - #746 Notice of Public Hearing Proposed Ordinance 2023-07-1147; Legal Advertising - #761 Ordinance 2023-08-1147
2023	3175	09/06/2023	Claims	1	40532	Knapp, O'Dell & Macpherson PLLC	7,525.00	Attorney Services - August 2023
2023	3188	09/06/2023	Claims	1	40545	Reynier, Ron Atty At Law	1,400.00	City Prosecuting Agreement - September 2023
2023	3314	09/20/2023	Claims	1	40559	ARC Architects, Inc.	1,458.13	August 2023 Communtiy Center Study Consulting Services
2023	3315	09/20/2023	Claims	1	40560	Donald and Marianne Aaker	45.47	074500.0 - 321 LAKEVIEW RD- Credit Balance Refund
2023	3316	09/20/2023	Claims	1	40561	Heather Abernathy-Graham	21.77	031925.3 - 625 NEESTES AVE-Credit Balance Refund
2023	3317	09/20/2023	Claims	1	40562	Ace Hardware	91.26	PW - Vehicle/Equip Repair/Maint Supplies - Vactor Repair; PW - Pipe, Valves, Fittings - coupling, pvc, cement; PW - Pipe, Valves, Fittings - coupling; PW - Vehicle/Equip Repair/Maint Supplies - Thread
2023	3319	09/20/2023	Claims	1	40564	Michael Aquillino	63.35	064235.0 - 265 AMOS BERTIE LN-Credit Balance Refund
2023	3320	09/20/2023	Claims	1	40565	Bingen, City Of	2,535.65	Correction to March -July ERU Payments - Paid at \$15.25 per ERU corrected to \$15.50 per ERU.
2023	3321	09/20/2023	Claims	1	40566	Jonathan and Martha Blake	144.81	062250.0 - 396 WJEWETT BLVD-Credit Balance Refund
2023	3322	09/20/2023	Claims	1	40567	Brenntag Pacific, Inc	1,744.22	Water - Chemical Supplies
2023	3323	09/20/2023	Claims	1	40568	Brightly Software, Inc	5,806.92	Building - Computer Equip/Maint Service - Project Management; Building - Computer Equip/Maint Services - SmartGov Training Basic
2023	3325	09/20/2023	Claims	1	40570	David Carrier	5.24	074700.0 - 48 LAKEVIEW RD-Credit Balance Refund

TREASURER'S REPORT

Outstanding Vouchers

09/01/2023 To: 09/30/2023

As Of: 09/30/2023 Date: 12/05/2023

Time: 12:25:05 Page: 8

City Of White Salmon

Year	Trans#	Date	Type	Acct#	War#	Vendor	Amount	Memo
2023	3326	09/20/2023	Claims	1	40571	CenturyLink	1,385.95	CenturyLink - Shop - 2023 September ; CenturyLink - Breathalyzer - 2023 September ; CenturyLink - Shop Emergency Dialer - 2023 September ; CenturyLink - City Shop Broadband - 2023 September ;;
2023	3328	09/20/2023	Claims	1	40573	Columbia Electric Supply	18,002.04	PW - SCADA Upgrades
2023	3329	09/20/2023	Claims	1	40574	Columbia Gorge News, LLC	265.25	Legal Advertising - #767 Notice of Public Commet Period, Public Hearing & SEPA Threshold Determination; Legal Advertising - #772 Notice of Ordinance Adoption 2023-08-1148
2023	3330	09/20/2023	Claims	1	40575	Consolidated Sup Co Inc	724.67	PW - Pipes, Valves, Fittings - 12" Hymax Coupling; PW - Pipes, Valves, Fittings - Epoxy Gland & Gasket; CREDIT - PW - Pipes, Valves, Fittings - Epoxy Gland & Gasket; Credit - PW - Customer Service Gu
2023	3331	09/20/2023	Claims	1	40576	DCG Watershed	4,982.50	Environmental Consulting Services - 220534.2 White Salmon CAO 2022-23 - August 2023; Environmental Consulting Services - 220534.4 White Salmon On-Call Planning - August 2023
2023	3333	09/20/2023	Claims	1	40578	Databar	1,570.72	Monthly Utility Billing - August 2023
2023	3334	09/20/2023	Claims	1	40579	Matthew & Tasha Dierck	83.79	070200.2 - 1175 NWBAKER DR-Credit Balance Refund
2023	3335	09/20/2023	Claims	1	40580	John Griebing	5.89	030800.0 - 350 NWMICHIGAN AVE-Credit Balance Refund
2023	3336	09/20/2023	Claims	1	40581	Icesoft Technologies Inc	2,200.00	Finance - Contract Services - Voyent Annual Subscription Renewal - 10.27.23-10.26.24
2023	3337	09/20/2023	Claims	1	40582	JLA Public Involvement	150.00	Park Use Deposit Refund - JLA Public Involvement - Event Date 08.28.23 - Receipt 100950
2023	3339	09/20/2023	Claims	1	40584	Klickitat County Health Dept	210.00	Water Samples - 09.07.23 & 09.14.23
2023	3340	09/20/2023	Claims	1	40585	Frank Lippy	105.22	030350.0 - 233 NWBYRKETT PL-Credit Balance Refund
2023	3341	09/20/2023	Claims	1	40586	Lois Camp Estate	24.28	043075.0 - 760 NWMICHIGAN AVE-Credit Balance Refund
2023	3342	09/20/2023	Claims	1	40587	Paul Mahon	150.00	Park Use Deposit Refund - St Marks Episcopal Church - Event Date 09.10.23 - Receipt 101031

TREASURER'S REPORT

Outstanding Vouchers

09/01/2023 To: 09/30/2023

As Of: 09/30/2023 Date: 12/05/2023

Time: 12:25:05 Page: 9

City Of White Salmon

Year	Trans#	Date	Type	Acct#	War#	Vendor	Amount	Memo
2023	3343	09/20/2023	Claims	1	40588	Ryan Morrissey and Masa Bauer	9.07	060670.0 - 108 NVALTA VISTA DR-Credit Balance Refund
2023	3344	09/20/2023	Claims	1	40589	Mosier WiNet	455.00	Internet Service - September 2023
2023	3345	09/20/2023	Claims	1	40590	Nelson Nygaard Consulting Assoc., Inc.	16,254.85	Street Project - Lite Transportation System Plan - Project 921341.001
2023	3346	09/20/2023	Claims	1	40591	Office Depot	254.80	Finance - Office Supplies - Timekeeper; Finance - Office Supplies - Folders, Paper towels, Binder clips, Post-its, Note pads; Finance - Office Supplies - Pocket folders
2023	3348	09/20/2023	Claims	1	40593	Miranda Pace	150.00	Park Use Deposit Refund - Pace, Miranda - Event Date 09.04.23 - Receipt 101033
2023	3349	09/20/2023	Claims	1	40594	Petek & Associates	385.00	Police - Investigations
2023	3350	09/20/2023	Claims	1	40595	Rick & Michelle Petersen	7.85	052135.0 - 1111 LOGANBERRY LANE-Credit Balance Refund
2023	3351	09/20/2023	Claims	1	40596	Peterson CAT Machinery	702.10	PW - Equipment Rental - Wood Chipper
2023	3352	09/20/2023	Claims	1	40597	Republic Services #487	655.19	Garbage Service - August 2023
2023	3353	09/20/2023	Claims	1	40598	Gwen Thompson	66.03	073450.1 - 1441 BRISLAWN LOOP RD-Credit Balance Refund
2023	3354	09/20/2023	Claims	1	40599	Luis E Tovar	51.80	041575.1 - 880 NESTAUCH AVE-Credit Balance Refund
2023	3355	09/20/2023	Claims	1	40600	D. Lynn Van Deventer	115.88	075575.0 - 23 HENDERSON LN-Credit Balance Refund
2023	3356	09/20/2023	Claims	1	40601	Verizon Wireless	1,117.66	Verizon Wirless - September 2023
2023	3359	09/20/2023	Claims	1	40604	Jon Wingard	55.30	063500.0 - 174 SWWESTWINDS RD-Credit Balance Refund
2023	3360	09/20/2023	Claims	1	40605	Peter Wright	18.26	041325.0 - 412 NEWISCONSIN ST-Credit Balance Refund
2023	3361	09/20/2023	Claims	1	40606	Xerox Financial Services, LLC	773.65	City Hall - Xerox Lease - September 2023; Police - Xerox Lease - September 2023
2023	3362	09/20/2023	Claims	1	40607	Zaya LLC	568.70	Finance - Web Development
2023	3408	09/25/2023	Claims	1	40608	Bingen, City Of	31,321.07	August 2023 ERU (\$15.50)
2023	3409	09/25/2023	Claims	1	40609	Klickitat County Prosecutor	1.37	Court Remittance
2023	3410	09/25/2023	Claims	1	40610	US Bank	4,267.80	August 2023 Credit Card Statement
2023	3411	09/25/2023	Claims	1	40611	WA State Treas. Cash Mgmt Dept	69.12	Court Remittance
							109,585.14	



TREASURER'S REPORT

Outstanding Vouchers

09/01/2023 To: 09/30/2023

As Of: 09/30/2023 Date: 12/05/2023

Time: 12:25:05 Page: 10

City Of White Salmon

Year	Trans#	Date	Type	Acct#	War#	Vendor	Amount	Memo	
							Claims	Payroll	Total
001	Current Expense						31,481.19	349.59	31,830.78
101	Street Fund						17,329.72	0.00	17,329.72
107							0.00	77.69	77.69
401	Water Fund						5,920.23	0.00	5,920.23
402	Wastewater Collection Fund						36,350.47	0.00	36,350.47
409	Wastewater Reserve Fund						900.10	0.00	900.10
412	Water Rights Acquisition Fund						3.72	0.00	3.72
418	Water Short Lived Asset Reserve Fund						17,101.94	0.00	17,101.94
601	Remittances						70.49	0.00	70.49
							109,157.86	427.28	109,585.14

TREASURER'S REPORT

Signature Page

City Of White Salmon

09/01/2023 To: 09/30/2023

Time: 12:25:05 Date: 12/05/2023

Page: 11

We the undersigned officers for the City of White Salmon have reviewed the foregoing report and acknowledge that to the best of our knowledge this report is accurate and true:

Signed: 
Clerk/Treasurer / Date

Signed: _____
Chairman Budget Committee / Date

City of White Salmon
September 2023 Treasurer's Report Reconciliation

	Revenue	Expenditures
	901,675.37	843,730.37
Treasurer's Receipts	502,533.10	626,614.67 Claims
Utility Receipts	364,273.93	182,092.73 Payroll
Interfund Transfers	69,767.01	69,767.01 Interfund Transfers
Service Charge	0.00	5.00 Service Charge -Wire Fee
Service Charge	0.00	0.00 Service Charge - Checks
Revenue to Expenditure	-33,811.74	-33,811.74 Revenue to Expenditure-NCE Repayment
Service Charge (NSF)	-91.72	0.00 Insufficient Funds
Service Charge (NSF)	-57.91	0.00 Insufficient Funds
Stop Payment	0.00	0.00 Stop Payment
Expenditure to Revenue	-45.47	-45.47 Expenditure to Revenue-Refunded Utility Overpayment
Expenditure to Revenue	-21.77	-21.77 Expenditure to Revenue-Refunded Utility Overpayment
Expenditure to Revenue	-63.35	-63.35 Expenditure to Revenue-Refunded Utility Overpayment
Expenditure to Revenue	-144.81	-144.81 Expenditure to Revenue-Refunded Utility Overpayment
Expenditure to Revenue	-113.29	-113.29 Expenditure to Revenue-Refunded Utility Overpayment
Expenditure to Revenue	-5.24	-5.24 Expenditure to Revenue-Refunded Utility Overpayment
Expenditure to Revenue	-83.79	-83.79 Expenditure to Revenue-Refunded Utility Overpayment
Expenditure to Revenue	-5.89	-5.89 Expenditure to Revenue-Refunded Utility Overpayment
Expenditure to Revenue	-105.22	-105.22 Expenditure to Revenue-Refunded Utility Overpayment
Expenditure to Revenue	-24.28	-24.28 Expenditure to Revenue-Refunded Utility Overpayment
Expenditure to Revenue	-9.07	-9.07 Expenditure to Revenue-Refunded Utility Overpayment
Expenditure to Revenue	-7.85	-7.85 Expenditure to Revenue-Refunded Utility Overpayment
Expenditure to Revenue	-66.03	-66.03 Expenditure to Revenue-Refunded Utility Overpayment
Expenditure to Revenue	-51.80	-51.80 Expenditure to Revenue-Refunded Utility Overpayment
Expenditure to Revenue	-115.88	-115.88 Expenditure to Revenue-Refunded Utility Overpayment
Expenditure to Revenue	-55.30	-55.30 Expenditure to Revenue-Refunded Utility Overpayment
Expenditure to Revenue	-18.26	-18.26 Expenditure to Revenue-Refunded Utility Overpayment
	901,675.37	843,730.37
	0.00	0.00

City of White Salmon

2023 September Treasurer's Report Reconciliation to Bank Statements

Treasurer's Report Ending Balance	5,978,783.42
Treasurer's Report Adjusted Ending Balance	6,082,198.70
Columbia State Bank (Cash)	1,259,990.17
US Bank (Time Value - Investment)	0.00
WA State Treasurer (State Pool - Investment)	4,822,083.01
Petty Cash	25.00
Drawer 1	150.00
Drawer 2	150.00
Drawer 3	0.00
Total Cash and Investments	6,082,398.18
Less Outstanding Checks (Treasurer's Report)	-109,585.14
Plus Outstanding Deposits (Page 1 of Treasurer's Report)	6,092.17
Bank Statement Adjusted Ending Balance	5,978,905.21
Difference*	121.79

*Overage from August \$121.79- Utility Payment was taken through Xpress Bill Pay but the wrong account number was used. It was received in August as revenue, but account not found until December to apply payment.

1ST SECURITY BANK

www.fsbwa.com

Branch Office
White Salmon
509-493-2500

STATEMENT OF ACCOUNTS

PAGE 1 OF 12

Statement Period: 09-01-2023 to 09-30-2023

CITY OF WHITE SALMON
PO BOX 2139
WHITE SALMON WA 98672-2139

**Refer a
Friend or
Colleague
and Earn
Cash!**



Summary of Deposit Account Activity

	Account #	Beginning Balance	Withdrawals/ Service Charges*	Deposits	Dividends/ Interest	Ending Balance
PF - WA 1st Business CHK	10012469	1,129,024.25	713,972.37	844,938.29	0.00	1,259,990.17

Deposit Account Activity

PF - WA 1st Business CHK - 10012469

0.00% Annual Percentage Yield Earned for this account

Deposits

Date	Amount	Transaction Description
09/01	2,177.55	External Deposit PAYMENTECH - DEPOSIT 5708363
09/01	1,002.76	Deposit
09/05	406.06	External Deposit CITY OF WHITE SA - CREDITS 203841459
09/05	742.88	External Deposit PAYMENTECH - DEPOSIT 5708363
09/05	129.77	External Deposit PAYMENTECH - DEPOSIT 5708363
09/05	613.71	External Deposit PAYMENTECH - DEPOSIT 5708363
09/05	7,514.18	External Deposit PAYMENTECH - DEPOSIT 5708363
09/05	1,638.06	Deposit
09/06	155.43	External Deposit CITY OF WHITE SA - CREDITS 203903657
09/06	320.83	External Deposit WA ST TREASURER - REVDISTRIB 2530
09/06	522.41	External Deposit PAYMENTECH - DEPOSIT 5708363
09/06	61,407.80	Deposit
09/07	988.96	External Deposit CITY OF WHITE SA - CREDITS 204019638
09/07	2,474.62	External Deposit PAYMENTECH - DEPOSIT 5708363
09/07	49,758.54	Deposit
09/08	216.66	External Deposit WA ST TREASURER - REVDISTRIB 2530
09/08	2,230.11	External Deposit PAYMENTECH - DEPOSIT 5708363
09/08	3,551.12	External Deposit CITY OF WHITE SA - CREDITS 204066264
09/08	16,281.54	Deposit
09/11	2,855.06	External Deposit PAYMENTECH - DEPOSIT 5708363
09/11	3,149.86	External Deposit CITY OF WHITE SA - CREDITS 204115780
09/11	10,797.33	Deposit

Recommend a personal or business checking account at 1st Security Bank to a friend or colleague, and you'll each receive \$50 cash. Visit www.fsbwa.com/refer-a-friend for more details and to get started!

Deposit Account Activity (continued)

Date	Amount	Transaction Description
09/12	468.42	External Deposit PAYMENTECH - DEPOSIT 5708363
09/12	908.09	External Deposit PAYMENTECH - DEPOSIT 5708363
09/12	1,152.48	External Deposit PAYMENTECH - DEPOSIT 5708363
09/12	4,700.45	External Deposit CITY OF WHITE SA - CREDITS 204169755
09/12	10,856.04	Deposit
09/13	200.00	External Deposit WA ST TREASURER - REVDISTRIB 2530
09/13	798.18	External Deposit PAYMENTECH - DEPOSIT 5708363
09/13	2,649.06	External Deposit CITY OF WHITE SA - CREDITS 204305819
09/13	6,186.14	Deposit
09/14	1,085.39	External Deposit PAYMENTECH - DEPOSIT 5708363
09/14	9,991.41	External Deposit CITY OF WHITE SA - CREDITS 204343537
09/14	337.35	Deposit
09/15	275.00	External Deposit WA ST TREASURER - REVDISTRIB 2530
09/15	1,371.83	External Deposit CITY OF WHITE SA - CREDITS 204394846
09/15	3,570.18	External Deposit PAYMENTECH - DEPOSIT 5708363
09/15	19,172.09	External Deposit KLINKITAT COUNTY ACH - KC REMIT KCT*5097734664*
09/15	6,384.37	Deposit
09/18	1,340.86	External Deposit PAYMENTECH - DEPOSIT 5708363
09/18	2,908.25	External Deposit CITY OF WHITE SA - CREDITS 204454179
09/18	2,352.17	Deposit
09/19	1,155.66	External Deposit PAYMENTECH - DEPOSIT 5708363
09/19	1,851.24	External Deposit CITY OF WHITE SA - CREDITS 204576229
09/19	6,068.12	External Deposit PAYMENTECH - DEPOSIT 5708363
09/19	14,463.19	External Deposit PAYMENTECH - DEPOSIT 5708363
09/19	9,334.39	Deposit
09/20	175.00	External Deposit WA ST TREASURER - REVDISTRIB 2530
09/20	1,563.26	External Deposit CITY OF WHITE SA - CREDITS 204700852
09/20	7,102.43	External Deposit PAYMENTECH - DEPOSIT 5708363
09/20	63,140.37	External Deposit CITY WS DB 5200 - UTILPYM
09/21	12,431.48	External Deposit PAYMENTECH - DEPOSIT 5708363
09/21	15,018.04	External Deposit CITY OF WHITE SA - CREDITS 204763485
09/21	776.85	Deposit
09/21	5,288.47	Deposit
09/21	1,351.28	Deposit
09/22	375.00	External Deposit WA ST TREASURER - REVDISTRIB 2530
09/22	7,669.41	External Deposit CITY OF WHITE SA - CREDITS 204891121
09/22	29,069.99	External Deposit PAYMENTECH - DEPOSIT 5708363
09/22	929.62	Deposit
09/25	141.67	External Deposit WA ST TREASURER - REVDISTRIB 2530
09/25	1,448.27	External Deposit PAYMENTECH - DEPOSIT 5708363
09/25	8,748.85	External Deposit CITY OF WHITE SA - CREDITS 204940843
09/25	83.79	Deposit
09/26	133.08	External Deposit PAYMENTECH - DEPOSIT 5708363
09/26	235.24	External Deposit PAYMENTECH - DEPOSIT 5708363
09/26	359.46	External Deposit PAYMENTECH - DEPOSIT 5708363
09/26	24,035.42	External Deposit CITY OF WHITE SA - CREDITS 205000373
09/26	186,919.57	Wire Transfer Deposit Incoming Wire 69375352 CASHMERE VALLEY BANK
09/27	95.03	External Deposit PAYMENTECH - DEPOSIT 5708363
09/27	1,079.13	External Deposit CITY OF WHITE SA - CREDITS 205198963
09/27	1,892.92	Deposit

Deposit Account Activity (continued)

Date	Amount	Transaction Description
09/27	2,191.91	Deposit
09/28	236.73	External Deposit PAYMENTECH - DEPOSIT 5708363
09/28	997.31	External Deposit CITY OF WHITE SA - CREDITS 205248815
09/28	96,052.92	Deposit
09/29	411.35	External Deposit PAYMENTECH - DEPOSIT 5708363
09/29	1,027.07	External Deposit CITY OF WHITE SA - CREDITS 205290615
09/29	83,736.03	External Deposit WA ST TREASURER - REVDISTRIB 2530
09/29	11,705.74	Deposit

Withdrawals

Date	Amount	Transaction Description
09/01	767.25	Check 40463
09/05	44,530.69	External Withdrawal CITY WS DB - PAYROLL
09/05	36,381.84	External Withdrawal Vimly Benefit So - AWC ST-L6A8A5V7L1H5
09/05	16,550.44	External Withdrawal IRS - USATAXPYMT 270364893367452
09/05	7,315.04	External Withdrawal WA DEPT RET SYS - DRS EPAY 4410398
09/05	2,061.40	External Withdrawal PAYMENTECH - FEE 5708363
09/05	2,005.59	External Withdrawal WA DEPT RET SYS - DRS EPAY 4410397
09/05	373.35	External Withdrawal Standard Ins - premium STASIC000261049
09/05	263.00	External Withdrawal OR REVENUE DEPT - TAXPAYMENT 950170240
09/05	170.77	External Withdrawal LIFESECURE INSU LISTBILL - INSURANCE
09/05	2,295.00	Check 40384
09/05	200.00	Check 40489
09/06	899.75	External Withdrawal Xpress Bill Pay Aug Xpress Billing - Billing 10295
09/06	4,123.08	Over Counter Check 40502
09/06	1,400.00	Check 40443
09/06	1,400.00	Check 40488
09/07	1,221.60	External Withdrawal LIFESECURE INSU - INSURANCE
09/07	410.79	External Withdrawal LIFESECURE INSU - INSURANCE
09/07	74.80	External Withdrawal AFLAC - INSURANCE EXM7882492
09/07	331.44	Check 40493
09/08	1,385.95	Check 40500
09/11	7,920.00	External Withdrawal USDA RD DCFO ACH TRANSACTION - PAYMENT
09/11	7,519.61	Over Counter Check 40556
09/11	91.77	Over Counter Check 40505
09/11	1,250.80	Check 40466
09/11	5,857.18	Check 40518
09/11	132,608.64	Check 40539
09/12	164.90	Over Counter Check 40549
09/12	6,406.79	Over Counter Check 40543
09/12	679.26	Check 40506
09/12	1,730.79	Check 40513
09/12	26.15	Check 40515
09/12	22,420.44	Check 40523
09/12	161.09	Check 40524
09/12	3.99	Check 40533
09/12	1,792.73	Check 40536
09/12	6,857.56	Check 40544
09/13	365.22	Check 40510

Deposit Account Activity (continued)

Withdrawals (continued)

Date	Amount	Transaction Description
09/13	2,976.25	Check 40517
09/13	4,161.13	Check 40520
09/13	710.99	Check 40521
09/13	120.00	Check 40522
09/13	2,150.00	Check 40535
09/13	106.27	Check 40538
09/13	2,434.05	Check 40542
09/13	871.13	Check 40553
09/13	80.71	Check 40554
09/13	3,640.43	Check 40557
09/14	226.00	External Withdrawal WASHINGTON-DSHS WEB PAYMENTS - WA53000000 916001528
09/14	151.05	Check 40504
09/14	241.00	Check 40511
09/14	65.58	Check 40514
09/14	824.22	Check 40525
09/14	1,167.24	Check 40527
09/14	760.00	Check 40528
09/14	2,020.00	Check 40529
09/14	63,440.00	Check 40530
09/14	42.80	Check 40541
09/14	160.00	Check 40558
09/15	885.03	Check 40512
09/15	277.95	Check 40516
09/15	152.88	Check 40537
09/15	415.80	Check 40540
09/15	234.90	Check 40548
09/15	1,856.25	Check 40551
09/15	32,039.82	Check 40555
09/18	22,617.86	Check 40509
09/18	500.00	Check 40526
09/18	164.90	Check 40531
09/19	552.94	Check 40550
09/20	16,899.30	External Withdrawal IRS - USATAXPYMT 270366325249796
09/20	9,828.85	External Withdrawal WA DEPT RET SYS - DRS EPAY 4415556
09/20	263.00	External Withdrawal OR REVENUE DEPT - TAXPAYMENT 792720000
09/20	44,730.54	External Withdrawal CITY WS DB - PAYROLL
09/20	60.00	Check 40508
09/20	80.00	Check 40546
09/22	91.72	Descriptive Withdrawal 9/22 ACH File City WS Rtn Polintan Roderick - NSF
09/22	57.91	Descriptive Withdrawal 9/22 ACH File City WS Rtn Leclerc Herve and Amy - NSF
09/22	529.00	Check 40534
09/22	139.88	Check 40552
09/25	120.00	External Withdrawal Starlink Service - Starlink S
09/26	16,567.44	External Withdrawal WA DEPT REVENUE - TAX PYMT 11757810
09/26	5.00	Bus. Incoming Wire Fee Incoming 69375352
09/28	95,358.77	Over Counter Check 40612
09/28	525.00	Check 40547
09/29	3,053.62	Over Counter Check 40592

Deposit Account Activity (continued)

Withdrawals (continued)

Date	Amount	Transaction Description
09/29	56,610.06	Check 40563
09/29	113.29	Check 40569
09/29	200.00	Check 40572
09/29	135.58	Check 40577
09/29	350.00	Check 40583
09/29	255.16	Check 40602
09/29	1,932.37	Check 40603

Checks Paid

Check #	Date	Amount	Check #	Date	Amount	Check #	Date	Amount
40384	09/05	2,295.00	40520 *	09/13	4,161.13	40544	09/12	6,857.56
40443 *	09/06	1,400.00	40521	09/13	710.99	40546 *	09/20	80.00
40463 *	09/01	767.25	40522	09/13	120.00	40547	09/28	525.00
40466 *	09/11	1,250.80	40523	09/12	22,420.44	40548	09/15	234.90
40488 *	09/06	1,400.00	40524	09/12	161.09	40549	09/12	164.90
40489	09/05	200.00	40525	09/14	824.22	40550	09/19	552.94
40493 *	09/07	331.44	40526	09/18	500.00	40551	09/15	1,856.25
40500 *	09/08	1,385.95	40527	09/14	1,167.24	40552	09/22	139.88
40502 *	09/06	4,123.08	40528	09/14	760.00	40553	09/13	871.13
40504 *	09/14	151.05	40529	09/14	2,020.00	40554	09/13	80.71
40505	09/11	91.77	40530	09/14	63,440.00	40555	09/15	32,039.82
40506	09/12	679.26	40531	09/18	164.90	40556	09/11	7,519.61
40508 *	09/20	60.00	40533 *	09/12	3.99	40557	09/13	3,640.43
40509	09/18	22,617.86	40534	09/22	529.00	40558	09/14	160.00
40510	09/13	365.22	40535	09/13	2,150.00	40563 *	09/29	56,610.06
40511	09/14	241.00	40536	09/12	1,792.73	40569 *	09/29	113.29
40512	09/15	885.03	40537	09/15	152.88	40572 *	09/29	200.00
40513	09/12	1,730.79	40538	09/13	106.27	40577 *	09/29	135.58
40514	09/14	65.58	40539	09/11	132,608.64	40583 *	09/29	350.00
40515	09/12	26.15	40540	09/15	415.80	40592 *	09/29	3,053.62
40516	09/15	277.95	40541	09/14	42.80	40602 *	09/29	255.16
40517	09/13	2,976.25	40542	09/13	2,434.05	40603	09/29	1,932.37
40518	09/11	5,857.18	40543	09/12	6,406.79	40612 *	09/28	95,358.77

(* indicates a break in check sequence)

	Statement Period Total	Year-to-Date Total
Total Overdraft Fees (Paid)	0.00	0.00
Total Returned Item Fees (Returned)	0.00	0.00

Local Government Investment Pool
Statement of Account for No: 02530
Primary Account
September 2023

CITY OF WHITE SALMON
PO BOX 2139
WHITE SALMON, WA 98672-8672

Date	Description	Comment	Deposits	Withdrawals	Balance
09/01/2023	Beginning Balance				4,800,832.80
09/30/2023	Month End Balance				4,800,832.80
	September Earnings	Daily Factor Earnings	21,250.21		
	Net Ending Balance				4,822,083.01

Account Summary

Beginning Balance:	4,800,832.80	Gross Earnings:	21,275.97
Deposits:	0.00	Administrative Fee:	25.76
Withdrawals:	0.00	Net Earnings:	21,250.21
Month End Balance:	4,800,832.80		
Administrative Fee Rate:	0.0065 %	Net Ending Balance:	4,822,083.01
Gross Earnings Rate:	5.3919 %		
Net Earnings Rate:	5.3854 %	Average Daily Balance:	4,800,832.80

WASHINGTON STATE LOCAL GOVERNMENT INVESTMENT POOL

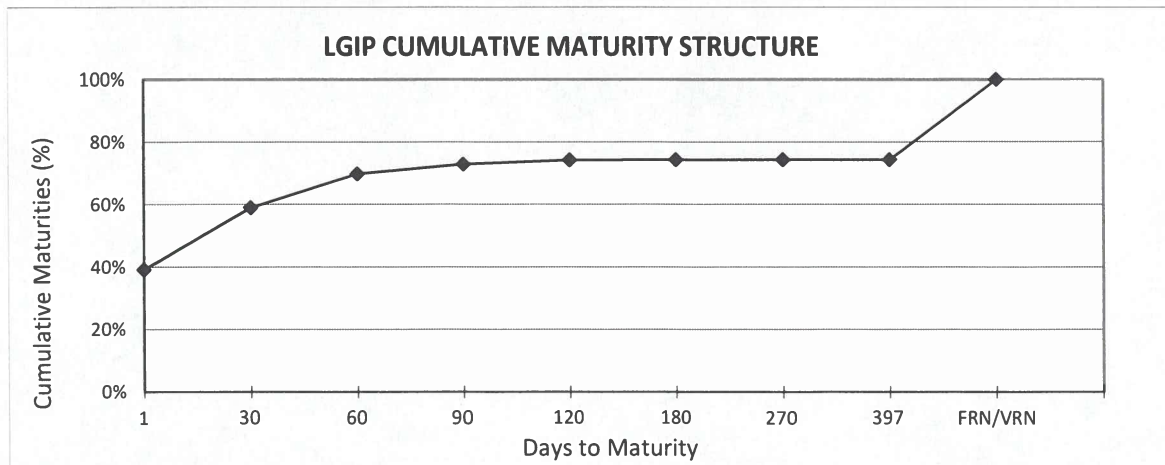
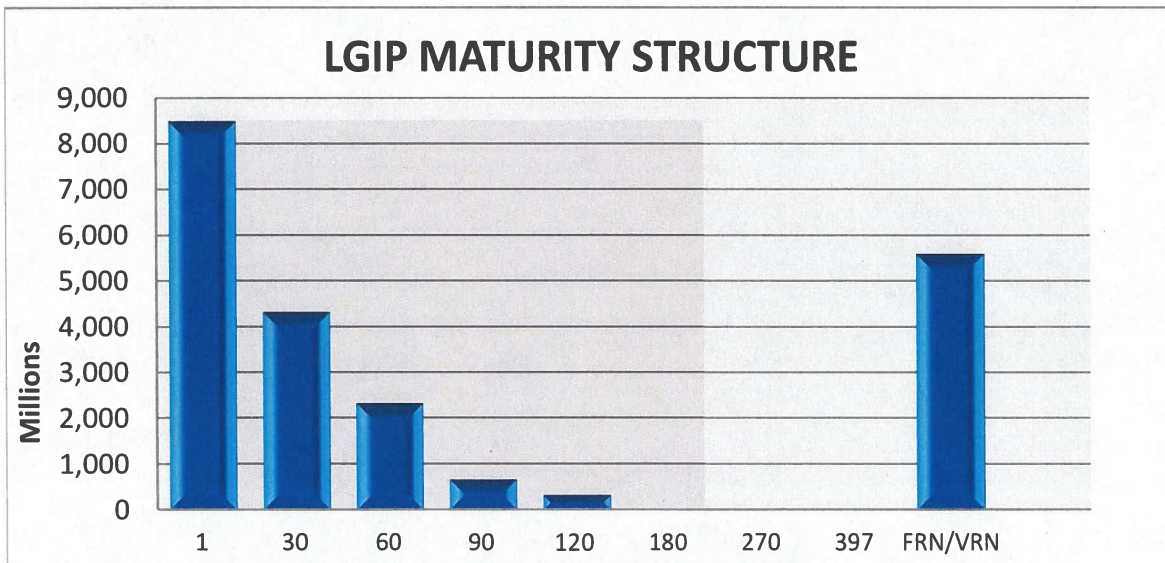
September 30, 2023

<u>DAYS TO MATURITY</u>	<u>\$ MATURING (PAR VALUE)*</u>	<u>% MATURING</u>	<u>CUMULATIVE % MATURING</u>
1	8,495.87	39.1%	39.1%
2-30	4,325.00	19.9%	59.0%
31-60	2,335.83	10.7%	69.7%
61-90	660.00	3.0%	72.8%
91-120	320.25	1.5%	74.2%
121-180	10.00	0.0%	74.3%
181-270	5.00	0.0%	74.3%
271-397	0.00	0.0%	74.3%
FRN/VRN	5,585.00	25.7%	100.0%

PORTFOLIO TOTAL:

21,736.95

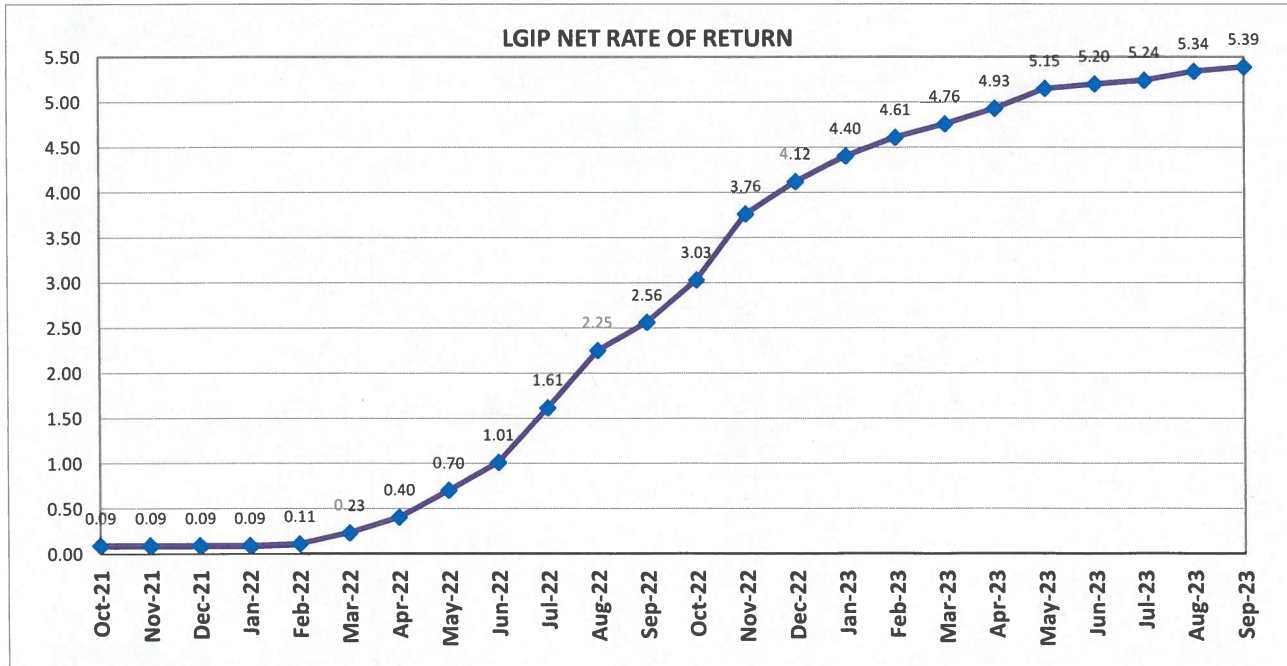
* Amounts in millions of dollars



**WASHINGTON STATE
LOCAL GOVERNMENT INVESTMENT POOL
September 30, 2023**

Investment Type	Average Balance	Sep-23	Average Balance	2023
	Sep-23	Percentage	CY 2023	Percentage
Agency Bullets	0.00	0.00%	0.00	0.00%
Agency Discount Notes	1,090,042,530.27	4.97%	1,574,954,234.04	7.30%
Agency Floating Rate Notes	4,398,233,172.50	20.05%	4,392,342,875.51	20.37%
Agency Variable Rate Notes	0.00	0.00%	0.00	0.00%
Certificates of Deposit	250,250,000.00	1.14%	144,193,681.32	0.67%
IB Bank Deposit	3,870,653,706.85	17.64%	3,702,639,422.81	17.17%
Repurchase Agreements	4,750,500,000.00	21.65%	4,035,223,443.21	18.71%
SOFR Floating Rate Notes	0.00	0.00%	0.00	0.00%
Supras - Bullets	0.00	0.00%	0.00	0.00%
Supras - Discount Notes	437,724,277.77	1.99%	484,223,974.05	2.25%
Supras- Floating Rate Notes	0.00	0.00%	0.00	0.00%
Supras - Variables	0.00	0.00%	0.00	0.00%
Term Repurchase Agreements	620,000,000.00	2.83%	228,571,428.57	1.06%
U.S. Treasury Securities	5,373,675,571.86	24.49%	6,126,748,208.35	28.41%
US Treasury Floating Rate Notes	1,150,093,742.97	5.24%	872,785,611.22	4.05%
Total Avg Daily Balance	21,941,173,002.21	100.00%	21,561,682,879.07	100.00%

Avg Days to Maturity 12 days



* Rates are calculated on a 365-day basis

OFFICE OF THE TREASURER
STATE OF WASHINGTON
Mike Pellicciotti
LOCAL GOVERNMENT INVESTMENT POOL



October 1, 2023

TO: LGIP Participants

FROM: Staci Ashe
LGIP Administrator

SUBJECT: Upcoming Holiday Closures

Just a reminder of the following closure dates for the LGIP for upcoming holidays:

- Columbus Day Monday, October 9, 2023
- Veteran's Day Friday, November 10, 2023 (Observed)
- Thanksgiving Thursday, November 23, 2023
- Day After Thanksgiving Friday, November 24, 2023
- Christmas Day Monday, December 25, 2023
- New Year's Day Monday, January 1, 2024

**A full list of holidays for this year and next year is on our website.

LGIP Contact Information:

Staci Ashe – LGIP Administrator
Phone: 1-800-331-3284
Staci.Ashe@tre.wa.gov

BANK RECONCILIATION

City Of White Salmon

Time: 12:21:26 Date: 12/05/2023

09/01/2023 To: 09/30/2023

Page: 1

1 Checking Account

Date	Balance Forward	1,129,024.25
08/29/2023		406.06
08/30/2023		2,332.98
08/31/2023		2,734.60
09/01/2023		11,901.42
09/02/2023		1,292.50
09/03/2023		129.77
09/04/2023		645.56
09/05/2023		67,032.28
09/06/2023		57,009.93
09/07/2023		21,785.66
09/08/2023		20,959.79
09/09/2023		1,254.90
09/10/2023		1,319.70
09/11/2023		13,026.05
09/12/2023		10,179.78
09/13/2023		5,958.77
09/14/2023		9,288.49
09/15/2023		46,477.52
09/16/2023		1,701.67
09/17/2023		10,325.08
09/18/2023		24,106.23
09/19/2023		21,957.18
09/20/2023		123,060.53
09/21/2023		3,457.02
09/22/2023		1,473.92
09/23/2023		415.24
09/24/2023		294.72
09/25/2023		3,455.68
09/26/2023		189,049.22
09/27/2023		96,464.27
09/28/2023		11,705.74
09/29/2023		83,736.03
	Total Credits:	844,938.29

Year	Trans#	Date	Type	Chk#	Vendor	
2023	2566	07/19/2023	Claims	40384	Ed2go	2,295.00
2023	2768	08/02/2023	Claims	40443	Reynier, Ron Atty At Law	1,400.00
2023	2729	08/04/2023	Payroll		Washington State Support Registry	226.00
2023	2915	08/16/2023	Claims	40463	Columbia Gorge News, LLC	767.25
2023	2918	08/16/2023	Claims	40466	Extreme Products	1,250.80
2023	2940	08/16/2023	Claims	40488	Reynier, Ron Atty At Law	1,400.00
2023	2941	08/16/2023	Claims	40489	Schuknecht's Polygraph Service	200.00
2023	2945	08/16/2023	Claims	40493	Underriner Ford of The Dalles	331.44
2023	3062	08/28/2023	Claims	40500	CenturyLink	1,385.95
2023	3064	08/28/2023	Claims	40502	PUD No 1 Of Klickitat County	4,123.08
2023	3086	09/05/2023	Payroll		Ryan Hardie Adam	2,032.04
2023	3087	09/05/2023	Payroll		Ethan Adkins	1,820.94
2023	3088	09/05/2023	Payroll		Erika Castro-Guzman	2,651.14
2023	3089	09/05/2023	Payroll		Jeffrey Cooper	3,020.35
2023	3090	09/05/2023	Payroll		Andrew Dirks	2,271.89
2023	3092	09/05/2023	Payroll		Lisa L George	2,564.05
2023	3093	09/05/2023	Payroll	40504	Benjamin C Giant	151.05
2023	3094	09/05/2023	Payroll		Suzanne F Gilmer	91.77
2023	3095	09/05/2023	Payroll		Jason L Hartmann	151.05
2023	3096	09/05/2023	Payroll		Michael L Hepner	3,250.99
2023	3097	09/05/2023	Payroll		William F Hunsaker	2,910.53

BANK RECONCILIATION

City Of White Salmon

Time: 12:21:26 Date: 12/05/2023

09/01/2023 To: 09/30/2023

Page: 2

Year	Trans#	Date	Type	Chk#	Vendor	
2023	3098	09/05/2023	Payroll		Cynthia D Jewell	2,150.08
2023	3099	09/05/2023	Payroll		Marla A Keethler	1,704.07
2023	3100	09/05/2023	Payroll		Jason Kinley	1,944.98
2023	3101	09/05/2023	Payroll		Ross E Lambert	2,953.05
2023	3102	09/05/2023	Payroll		David S Lindley	151.05
2023	3103	09/05/2023	Payroll		Stephanie M Porter	2,641.79
2023	3104	09/05/2023	Payroll		Frank Randall	3,319.43
2023	3105	09/05/2023	Payroll		James A Ransier	151.05
2023	3106	09/05/2023	Payroll		Troy A Rayburn	3,459.88
2023	3107	09/05/2023	Payroll		Troy Rosenburg	1,944.14
2023	3108	09/05/2023	Payroll		William M Sauter	3,346.42
2023	3109	09/05/2023	Payroll	40505	Jess W Wardwell	91.77
2023	3128	09/05/2023	Payroll		AFLAC	74.80
2023	3129	09/05/2023	Payroll		Association Of WA Cities	36,381.84
2023	3130	09/05/2023	Payroll		Internal Revenue Service	16,550.44
2023	3131	09/05/2023	Payroll		LifeSecure Insurance Company	1,221.60
2023	3132	09/05/2023	Payroll		LifeSecure Insurance Company	410.79
2023	3133	09/05/2023	Payroll		LifeSecure Insurance Company	170.77
2023	3134	09/05/2023	Payroll		Oregon Department of Revenue	263.00
2023	3135	09/05/2023	Payroll		Standard Insurance	373.35
2023	3136	09/05/2023	Payroll		WA State Dept Retirement Systems	125.00
2023	3137	09/05/2023	Payroll		WA State Dept Retirement Systems	9,195.63
2023	3138	09/05/2023	Payroll	40506	WSCCCE	679.26
2023	3149	09/05/2023	Claims	40507	Xpress Bill Pay	899.75
2023	3151	09/06/2023	Claims	40508	A WorkSAFE Services, Inc.	60.00
2023	3152	09/06/2023	Claims	40509	ARC Architects, Inc.	22,617.86
2023	3153	09/06/2023	Claims	40510	Aramark Uniform Services	365.22
2023	3154	09/06/2023	Claims	40511	BSK Associates	241.00
2023	3155	09/06/2023	Claims	40512	Blue Mountain Networks LLC	885.03
2023	3156	09/06/2023	Claims	40513	Brenntag Pacific, Inc	1,730.79
2023	3157	09/06/2023	Claims	40514	Brownells, Inc.	65.58
2023	3158	09/06/2023	Claims	40515	C.M. & W.O. Sheppard Inc	26.15
2023	3159	09/06/2023	Claims	40516	Charter Communications	277.95
2023	3160	09/06/2023	Claims	40517	CivicPlus LLC	2,976.25
2023	3161	09/06/2023	Claims	40518	Columbia Electric Supply	5,857.18
2023	3163	09/06/2023	Claims	40520	DCG Watershed	4,161.13
2023	3164	09/06/2023	Claims	40521	Extreme Products	710.99
2023	3165	09/06/2023	Claims	40522	Gorge Dirt Works, LLC	120.00
2023	3166	09/06/2023	Claims	40523	Gray & Osborne, Inc	22,420.44
2023	3167	09/06/2023	Claims	40524	H.D. Fowler Company	161.09
2023	3168	09/06/2023	Claims	40525	Hach Company	824.22
2023	3169	09/06/2023	Claims	40526	Hood River Valley Parks and Rec District	500.00
2023	3170	09/06/2023	Claims	40527	Hunsaker Oil Company Inc	1,167.24
2023	3171	09/06/2023	Claims	40528	Its All a Little Grey LLC	760.00
2023	3172	09/06/2023	Claims	40529	Jaques Sharp	2,020.00
2023	3173	09/06/2023	Claims	40530	K & L Industries	63,440.00
2023	3174	09/06/2023	Claims	40531	Ned Kindler	164.90
2023	3176	09/06/2023	Claims	40533	Les Schwab Tire Center	3.99
2023	3177	09/06/2023	Claims	40534	Masonic Lodge # 163	529.00
2023	3178	09/06/2023	Claims	40535	Master Meter, Inc.	2,150.00
2023	3179	09/06/2023	Claims	40536	NAPA Auto Parts dba of TWGW, Inc	1,792.73
2023	3180	09/06/2023	Claims	40537	NAPA Auto Parts dba Gorge Auto Parts	152.88
2023	3181	09/06/2023	Claims	40538	NW Natural	106.27
2023	3182	09/06/2023	Claims	40539	North Cascade Excavating, LLC	132,608.64
2023	3183	09/06/2023	Claims	40540	Office Depot	415.80
2023	3184	09/06/2023	Claims	40541	One Call Concepts Inc	42.80
2023	3185	09/06/2023	Claims	40542	Owen Equipment Company	2,434.05
2023	3186	09/06/2023	Claims	40543	PUD No 1 Of Klickitat County	6,406.79
2023	3187	09/06/2023	Claims	40544	Radcomp Technologies	6,857.56

BANK RECONCILIATION

City Of White Salmon

Time: 12:21:26 Date: 12/05/2023

09/01/2023 To: 09/30/2023

Page: 3

Year	Trans#	Date	Type	Chk#	Vendor	
2023	3189	09/06/2023	Claims	40546	Same Day Stage	80.00
2023	3190	09/06/2023	Claims	40547	Shadetree Automotive	525.00
2023	3191	09/06/2023	Claims	40548	Shred-it USA LLC	234.90
2023	3192	09/06/2023	Claims	40549	Larry Spencer	164.90
2023	3193	09/06/2023	Claims	40550	Andy Streich Streich West Auto Glass	552.94
2023	3194	09/06/2023	Claims	40551	Structura Naturals Inc	1,856.25
2023	3195	09/06/2023	Claims	40552	Summit Embroidery Works	139.88
2023	3196	09/06/2023	Claims	40553	Tonkin Chevrolet Buick GMC	871.13
2023	3197	09/06/2023	Claims	40554	TransUnion Risk & Alternative	80.71
2023	3198	09/06/2023	Claims	40555	WA State Dept Health	32,039.82
2023	3199	09/06/2023	Claims	40556	White Salmon, City Of	7,519.61
2023	3200	09/06/2023	Claims	40557	Wilcox & Flegel	3,640.43
2023	3201	09/06/2023	Claims	40558	Kenneth B. Woodrich PC	160.00
2023	3148	09/10/2023	Claims		USDA Rural Development	7,920.00
2023	3150	09/10/2023	Claims		Chase Paymentech	2,061.40
2023	3435	09/15/2023	Claims		Starlink	120.00
2023	3272	09/20/2023	Payroll		Ryan Hardie Adam	3,303.16
2023	3273	09/20/2023	Payroll		Ethan Adkins	1,692.62
2023	3274	09/20/2023	Payroll		Erika Castro-Guzman	2,501.12
2023	3275	09/20/2023	Payroll		Garique W Clifford	3,086.30
2023	3276	09/20/2023	Payroll		Jeffrey Cooper	2,127.19
2023	3277	09/20/2023	Payroll		Andrew Dirks	2,282.66
2023	3278	09/20/2023	Payroll		Lisa L George	2,344.31
2023	3279	09/20/2023	Payroll		Michael L Hepner	3,259.00
2023	3280	09/20/2023	Payroll		William F Hunsaker	2,907.57
2023	3281	09/20/2023	Payroll		Cynthia D Jewell	1,735.78
2023	3282	09/20/2023	Payroll		Jason Kinley	1,562.38
2023	3283	09/20/2023	Payroll		Ross E Lambert	2,090.06
2023	3284	09/20/2023	Payroll		Stephanie M Porter	2,642.13
2023	3285	09/20/2023	Payroll		Frank Randall	4,143.13
2023	3286	09/20/2023	Payroll		Troy A Rayburn	3,462.59
2023	3287	09/20/2023	Payroll		Troy Rosenburg	2,421.26
2023	3288	09/20/2023	Payroll		William M Sauter	3,169.28
2023	3294	09/20/2023	Payroll		Internal Revenue Service	16,899.30
2023	3295	09/20/2023	Payroll		Oregon Department of Revenue	263.00
2023	3296	09/20/2023	Payroll		WA State Dept Retirement Systems	125.00
2023	3297	09/20/2023	Payroll		WA State Dept Retirement Systems	9,703.85
2023	3318	09/20/2023	Claims	40563	Anderson Perry & Associates, Inc.	56,610.06
2023	3324	09/20/2023	Claims	40569	Frank Butchart	113.29
2023	3327	09/20/2023	Claims	40572	Columbia Community Connections	200.00
2023	3332	09/20/2023	Claims	40577	DataPro Solutions, Inc	135.58
2023	3338	09/20/2023	Claims	40583	Jaques Sharp	350.00
2023	3347	09/20/2023	Claims	40592	PUD No 1 Of Klickitat County	3,053.62
2023	3357	09/20/2023	Claims	40602	Walter E. Nelson Co.	255.16
2023	3358	09/20/2023	Claims	40603	Wilcox & Flegel	1,932.37
2023	3395	09/25/2023	Ser Chge		Roderick Polintan	91.72
2023	3396	09/25/2023	Ser Chge		Herve and Amy Leclerc	57.91
2023	3407	09/25/2023	Claims		WA State Dept Revenue/Excise	16,567.44
2023	3412	09/25/2023	Claims	40612	White Salmon, City Of	95,358.77
2023	3394	09/26/2023	Ser Chge		Cashmere Valley Bank	5.00
Total Debits:						713,972.37
Reconciled Bank Balance:						1,259,990.17
2023	3418	09/26/2023	Util Pay	61311	Xpress Bill Pay	134.64
2023	3419	09/26/2023	Util Pay	61312	Xpress Bill Pay	103.79
2023	3432	09/27/2023	Util Pay	61325	Xpress Bill Pay	310.03
2023	3433	09/27/2023	Util Pay	61326	Xpress Bill Pay	329.77
2023	3436	09/28/2023	Tr Rec	61328	John Doe Citizen, Fingerprints/Notary/Recyl	25.00

BANK RECONCILIATION

City Of White Salmon

Time: 12:21:26 Date: 12/05/2023

09/01/2023 To: 09/30/2023

Page: 4

2023	3440	09/28/2023	Tr Rec	61332	Permitting Customer	285.75
2023	3441	09/28/2023	Util Pay	61333	Xpress Bill Pay	151.56
2023	3442	09/28/2023	Util Pay	61334	Xpress Bill Pay	83.79
2023	3443	09/28/2023	Util Pay	61335	Xpress Bill Pay	123.10
2023	3444	09/29/2023	Tr Rec	61336	Permitting Customer	57.50
2023	3445	09/29/2023	Tr Rec	61337	Permitting Customer	217.91
2023	3446	09/29/2023	Tr Rec	61338	Permitting Customer	650.25
2023	3447	09/29/2023	Util Pay	61339	Xpress Bill Pay	1,016.90
2023	3448	09/29/2023	Util Pay	61340	Xpress Bill Pay	440.36
2023	3449	09/29/2023	Util Pay	61341	Xpress Bill Pay	80.00
2023	3450	09/29/2023	Util Pay	61342	Xpress Bill Pay	314.00
2023	3451	09/30/2023	Util Pay	61343	Xpress Bill Pay	906.61
2023	3452	09/30/2023	Util Pay	61344	Xpress Bill Pay	861.21

Outstanding Credits: -6,092.17

2016	1220	03/16/2016	Claims	31118	Huard C/O Brad Huard, Cecelia Joan	6.20
2017	8301	11/01/2017	Claims	33126	Hill, David & Angela	87.43
2018	768	02/07/2018	Claims	33497	Wuollet, Renee	11.38
2018	1201	03/07/2018	Claims	33577	Parker, Chris	3.17
2018	3179	06/20/2018	Claims	33915	Pretorius, Lourens and Monette	16.96
2018	7272	09/05/2018	Payroll	34156	Vargas, Savannah	49.10
2018	7524	09/20/2018	Payroll	34222	Vargas, Savannah	20.68
2018	8618	12/05/2018	Payroll	34449	Heredia, Angelina	27.70
2019	2627	06/05/2019	Claims	35066	Stiffler, Christopher	168.00
2019	3568	08/07/2019	Claims	35245	Long, Mark	179.21
2020	1811	05/06/2020	Claims	36098	Lisa Doslu, Trustee, James B Roberson Trust	10.38
2021	218	01/20/2021	Claims	36799	Hood, Thomas	4.71
2021	228	01/20/2021	Claims	36809	Schwab, Jennifer	49.19
2021	232	01/20/2021	Claims	36813	Zallen, Garret	0.05
2021	1733	05/19/2021	Claims	37101	Kyte, Nora B.	3.34
2021	3458	10/06/2021	Claims	37455	Ernie's Locks & Keys LLC	325.00
2021	4396	12/20/2021	Payroll	37678	Stiffler, Christopher	27.70
2023	57	01/04/2023	Claims	38767	Springbrook Holding Company LLC	
2023	2372	07/05/2023	Claims	40335	Hinman, Chad	150.00
2023	2698	08/04/2023	Payroll	40415	Fink, Patricia F	151.05
2023	2903	08/16/2023	Claims	40451	Adam, Ryan Hardie	24.71
2023	3091	09/05/2023	Payroll	40503	Fink, Patricia F	151.05
2023	3162	09/06/2023	Claims	40519	Columbia Gorge News, LLC	115.50
2023	3175	09/06/2023	Claims	40532	Knapp, O'Dell & Macpherson PLLC	7,525.00
2023	3188	09/06/2023	Claims	40545	Reynier, Ron Atty At Law	1,400.00
2023	3314	09/20/2023	Claims	40559	ARC Architects, Inc.	1,458.13
2023	3315	09/20/2023	Claims	40560	Aaker, Donald and Marianne	45.47
2023	3316	09/20/2023	Claims	40561	Abernathy-Graham, Heather	21.77
2023	3317	09/20/2023	Claims	40562	Ace Hardware	91.26
2023	3319	09/20/2023	Claims	40564	Aquillino, Michael	63.35
2023	3320	09/20/2023	Claims	40565	Bingen, City Of	2,535.65
2023	3321	09/20/2023	Claims	40566	Blake, Jonathan and Martha	144.81
2023	3322	09/20/2023	Claims	40567	Brenntag Pacific, Inc	1,744.22
2023	3323	09/20/2023	Claims	40568	Brightly Software, Inc	5,806.92
2023	3325	09/20/2023	Claims	40570	Carrier, David	5.24
2023	3326	09/20/2023	Claims	40571	CenturyLink	1,385.95
2023	3328	09/20/2023	Claims	40573	Columbia Electric Supply	18,002.04
2023	3329	09/20/2023	Claims	40574	Columbia Gorge News, LLC	265.25
2023	3330	09/20/2023	Claims	40575	Consolidated Sup Co Inc	724.67
2023	3331	09/20/2023	Claims	40576	DCG Watershed	4,982.50
2023	3333	09/20/2023	Claims	40578	Databar	1,570.72
2023	3334	09/20/2023	Claims	40579	Dierck, Matthew & Tasha	83.79
2023	3335	09/20/2023	Claims	40580	Griebing, John	5.89
2023	3336	09/20/2023	Claims	40581	Icesoft Technologies Inc	2,200.00
2023	3337	09/20/2023	Claims	40582	JLA Public Involvement	150.00
2023	3339	09/20/2023	Claims	40584	Klickitat County Health Dept	210.00
2023	3340	09/20/2023	Claims	40585	Lippy, Frank	105.22
2023	3341	09/20/2023	Claims	40586	Lois Camp Estate	24.28
2023	3342	09/20/2023	Claims	40587	Mahon, Paul	150.00
2023	3343	09/20/2023	Claims	40588	Morrissey and Masa Bauer, Ryan	9.07

BANK RECONCILIATION

City Of White Salmon

Time: 12:21:26 Date: 12/05/2023

09/01/2023 To: 09/30/2023

Page: 5

2023	3344	09/20/2023	Claims	40589	Mosier WiNet	455.00
2023	3345	09/20/2023	Claims	40590	Nelson Nygaard Consulting Assoc., Inc.	16,254.85
2023	3346	09/20/2023	Claims	40591	Office Depot	254.80
2023	3348	09/20/2023	Claims	40593	Pace, Miranda	150.00
2023	3349	09/20/2023	Claims	40594	Petek & Associates	385.00
2023	3350	09/20/2023	Claims	40595	Petersen, Rick & Michelle	7.85
2023	3351	09/20/2023	Claims	40596	Peterson CAT Machinery	702.10
2023	3352	09/20/2023	Claims	40597	Republic Services #487	655.19
2023	3353	09/20/2023	Claims	40598	Thompson, Gwen	66.03
2023	3354	09/20/2023	Claims	40599	Tovar, Luis E	51.80
2023	3355	09/20/2023	Claims	40600	Van Deventer, D. Lynn	115.88
2023	3356	09/20/2023	Claims	40601	Verizon Wireless	1,117.66
2023	3359	09/20/2023	Claims	40604	Wingard, Jon	55.30
2023	3360	09/20/2023	Claims	40605	Wright, Peter	18.26
2023	3361	09/20/2023	Claims	40606	Xerox Financial Services, LLC	773.65
2023	3362	09/20/2023	Claims	40607	Zaya LLC	568.70
2023	3408	09/25/2023	Claims	40608	Bingen, City Of	31,321.07
2023	3409	09/25/2023	Claims	40609	Klickitat County Prosecutor	1.37
2023	3410	09/25/2023	Claims	40610	US Bank	4,267.80
2023	3411	09/25/2023	Claims	40611	WA State Treas. Cash Mgmt Dept	69.12
						109,585.14
Outstanding Debits:						
Reconciled Book Balance:						1,156,497.20

BANK RECONCILIATION

City Of White Salmon

Time: 12:20:26 Date: 12/05/2023

09/01/2023 To: 09/30/2023

Page: 1

2 State Pool

Date	Balance Forward	4,800,832.80
09/30/2023		<u>21,250.21</u>
	Total Credits:	21,250.21

Year	Trans#	Date	Type	Chk#	Vendor
------	--------	------	------	------	--------

Total Debits: 0.00

Reconciled Bank Balance: 4,822,083.01

Outstanding Credits: _____

Outstanding Debits: _____

Reconciled Book Balance: 4,822,083.01

BANK RECONCILIATION

City Of White Salmon

Time: 12:20:40 Date: 12/05/2023

09/01/2023 To: 09/30/2023

Page: 1

3 Petty Cash

Date Balance Forward 25.00

Total Credits: 0.00

Year Trans# Date Type Chk# Vendor

Total Debits: 0.00

Reconciled Bank Balance: 25.00

Outstanding Credits: _____

Outstanding Debits: _____

Reconciled Book Balance: 25.00

BANK RECONCILIATION

City Of White Salmon

Time: 12:20:59 Date: 12/05/2023

09/01/2023 To: 09/30/2023

Page: 1

4 Cash Drawer 1

Date Balance Forward 150.00

Total Credits: 0.00

Year Trans# Date Type Chk# Vendor

Total Debits: 0.00

Reconciled Bank Balance: 150.00

Outstanding Credits: _____

Outstanding Debits: _____

Reconciled Book Balance: 150.00

BANK RECONCILIATION

City Of White Salmon

Time: 12:21:10 Date: 12/05/2023

09/01/2023 To: 09/30/2023

Page: 1

5 Cash Drawer 2

Date Balance Forward 150.00

Total Credits: 0.00

Year Trans# Date Type Chk# Vendor

Total Debits: 0.00

Reconciled Bank Balance: 150.00

Outstanding Credits: _____

Outstanding Debits: _____

Reconciled Book Balance: 150.00

**City of White Salmon
Budget Summary Report
As of September 30, 2023**

	Budget Revenue	Year-To-Date Revenue	Remaining	% of Total Budget 75.00%	Budget Expenditures	Year-To Date Expenditures	Remaining	% of Total Budget 75.00%
001 Current Expense								
Finance					516,103.00	440,292.81	75,810.19	85.31%
Central Services (HR)					65,570.00	56,675.31	8,894.69	86.43%
General Government					153,831.00	63,226.37	90,604.63	41.10%
Building					172,272.00	142,993.85	29,278.15	83.00%
Community Services					1,142,952.00	579,125.73	563,826.27	50.67%
Planning					331,920.00	222,449.52	109,470.48	67.02%
Park					286,898.00	145,860.14	141,037.86	50.84%
Police					1,291,388.00	876,745.45	414,642.55	67.89%
Fire					139,166.00	92,374.99	46,791.01	66.38%
001 Current Expense	3,251,610.00	2,261,233.16	990,376.84	69.54%	4,100,100.00	2,619,744.17	1,480,355.83	63.89%
101 Street Fund	938,109.00	266,549.06	671,559.94	28.41%	1,125,594.00	552,886.42	572,707.58	49.12%
108 Municipal Capital Imp. Fund	72,249.00	67,159.15	5,089.85	92.96%	174,079.00	4,325.95	169,753.05	2.49%
110 Fire Reserve Fund	40,855.00	32,098.40	8,756.60	78.57%	0.00	0.00	0.00	0.00%
112 General Fund Reserve	15,708.00	13,160.26	2,547.74	83.78%	0.00	0.00	0.00	0.00%
121 Police Vehicle Reserve Fund	3,585.00	3,003.28	581.72	83.77%	70,118.00	70,117.05	0.95	100.00%
302 Transportation Improvement (TBD)	0.00	6,534.74	-6,534.74	0.00%	0.00	0.00	0.00	0.00%
303 Hotel/Motel Tax	80,425.00	60,014.83	20,410.17	74.62%	95,537.00	37,475.50	58,061.50	39.23%
307 New Pool Construction Fund	35,000.00	26,351.64	8,648.36	75.29%	0.00	0.00	0.00	0.00%
401 Water Fund	2,407,227.00	1,858,894.64	548,332.36	77.22%	2,393,960.00	1,664,488.58	729,471.42	69.53%
402 Wastewater Collection Fund	1,115,243.00	841,961.62	273,281.38	75.50%	1,123,755.00	842,009.72	281,745.28	74.93%
408 Water Reserve Fund	2,372,447.00	302,134.06	2,070,312.94	12.74%	2,228,584.00	82,976.52	2,145,607.48	3.72%
409 Wastewater Reserve Fund	212,312.00	162,989.43	49,322.57	76.77%	205,707.00	111,945.25	93,761.75	54.34%


City of White Salmon
 Budget Summary Report
 As of September 30, 2023

	Budget Revenue	Year-To-Date Revenue	Remaining	% of Total Budget 75.00%	Budget Expenditures	Year-To Date Expenditures	Remaining	% of Total Budget 75.00%
412 Water Rights Acquisition Fund	192,078.00	137,770.41	54,307.59	71.73%	123,985.00	61,992.12	61,992.88	50.00%
413 Water Bond Redemption Fund	114,482.00	86,121.66	28,360.34	75.23%	111,518.00	71,280.00	40,238.00	63.92%
414 Wastewater Bond Redemption Fund	0.00	0.00	0.00	0.00%	0.00	0.00	0.00	0.00%
415 Water Bond Reserve Fund	19,251.00	14,902.41	4,348.59	77.41%	0.00	0.00	0.00	0.00%
416 Wastewater Bond Reserve Fund	3,452.00	2,892.42	559.58	83.79%	0.00	0.00	0.00	0.00%
417 Treatment Plant Reserve Fund	27,092.00	15,401.55	11,690.45	56.85%	0.00	0.00	0.00	0.00%
418 Water Short Lived Asset Reserve Fund	137,180.00	104,108.04	33,071.96	75.89%	394,725.00	71,258.63	323,466.37	18.05%
420 USDA Rural Develop. Jewett Water	7,520,100.00	1,384,514.87	6,135,585.13	18.41%	7,670,600.00	1,303,397.61	6,367,202.39	16.99%
601 Remittances	5,191.00	2,502.38	2,688.62	48.21%	5,191.00	2,494.57	2,696.43	48.06%
Total	18,563,596.00	7,650,298.01	10,913,297.99	41.21%	19,823,453.00	7,496,392.09	12,327,060.91	37.82%

Note: Revenue does not include beginning balances and expenditures do not include ending balances

File Attachments for Item:

2. October 2023 Treasurer Report



City of White Salmon
October 2023
Budget Report

TREASURER'S REPORT

Fund Totals

City Of White Salmon

Time: 08:31:15 Date: 12/06/2023

10/01/2023 To: 10/31/2023

Page: 2

Fund	Previous Balance	Revenue	Expenditures	Ending Balance	Claims Clearing	Payroll Clearing	Outstanding Deposits	Adjusted Ending Balance
001 Current Expense	1,033,896.77	208,523.71	201,085.15	1,041,335.33	11,710.87	3,277.73	-47,181.44	1,009,142.49*
101 Street Fund	-38,703.35	26,481.30	22,960.29	-35,182.34	1,416.94	210.59	-20,868.23	-54,423.04*
108 Municipal Capital Imp Fund	530,985.63	9,069.71		540,055.34	0.00	0.00	0.00	540,055.34
110 Fire Reserve Fund	371,602.80	3,702.89		375,305.69	0.00	0.00	0.00	375,305.69
112 General Fund Reserve	358,243.46	1,646.05		359,889.51	0.00	0.00	0.00	359,889.51
121 Police Vehicle Reserve Fund	86,069.71	375.64		86,445.35	0.00	0.00	0.00	86,445.35
302 Transportation Improvement Fund	6,534.74	6,447.77		12,982.51	0.00	0.00	0.00	12,982.51
303 Hotel/Motel Taxes	198,026.39	8,781.49		206,807.88	0.00	0.00	0.00	206,807.88
307 New Pool Construction Fund	28,915.60	3,022.37		31,937.97	0.00	0.00	0.00	31,937.97
401 Water Fund	459,243.95	284,069.63	152,098.05	591,215.53	47,991.76	373.55	-2,602.62	636,978.22*
402 Wastewater Collection Fund	262,093.40	95,529.82	85,067.92	272,555.30	51,928.20	152.79	-1,510.64	323,125.65*
408 Water Reserve Fund	374,194.28	40,227.80	19,103.20	395,318.88	0.00	0.00	0.00	395,318.88
409 Wastewater Reserve Fund	636,294.18	18,247.49	1,871.48	652,670.19	0.00	0.00	0.00	652,670.19
412 Water Rights Acquisition Fund	453,803.20	15,537.70		469,340.90	-4.05	0.00	-181.89	469,154.96
413 Water Bond Redemption Fund	80,104.81	9,603.75	24,396.00	65,312.56	0.00	0.00	0.00	65,312.56
414 Wastewater Bond Redemption Fund	11,525.27	0.00		11,525.27	0.00	0.00	0.00	11,525.27
415 Water Bond Reserve Fund	121,993.90	1,763.86		123,757.76	0.00	0.00	0.00	123,757.76
416 Wastewater Bond Reserve Fund	78,731.37	361.78		79,093.15	0.00	0.00	0.00	79,093.15
417 Treatment Plant Reserve Fund	381,395.81	1,738.77		383,134.58	0.00	0.00	0.00	383,134.58
418 Water Short Lived Asset Reserve Fund	312,206.43	12,083.65	12,948.08	311,342.00	0.00	0.00	0.00	311,342.00
420 USDA Rural Development - Jewett Water Main Improvements	231,617.26	0.00	164,760.39	66,856.87	0.00	0.00	0.00	66,856.87
601 Remittances	7.81	91.11	91.11	7.81	91.11	0.00	0.00	98.92
	5,978,783.42	747,306.29	684,381.67	6,041,708.04	113,134.83	4,014.66	-72,344.82	6,086,512.71

TREASURER'S REPORT

Account Totals

City Of White Salmon

10/01/2023 To: 10/31/2023

Time: 08:31:15 Date: 12/06/2023

Page: 3

Cash Accounts		Beg Balance	Deposits	Withdrawals	Ending	Outstanding Rec	Outstanding Exp	Adj Balance
1	Checking Account	1,156,375.41	655,485.14	614,665.57	1,197,194.98	-72,344.82	117,227.18	1,242,077.34
3	Petty Cash	25.00	0.00	0.00	25.00	0.00	0.00	25.00
4	Cash Drawer 1	150.00	0.00	0.00	150.00	0.00	0.00	150.00
5	Cash Drawer 2	150.00	0.00	0.00	150.00	0.00	0.00	150.00
Total Cash:		1,156,700.41	655,485.14	614,665.57	1,197,519.98	-72,344.82	117,227.18	1,242,402.34
Investment Accounts		Beg Balance	Deposits	Withdrawals	Ending	Outstanding Rec	Outstanding Exp	Adj Balance
2	State Pool	4,822,083.01	22,105.05	0.00	4,844,188.06	0.00	0.00	4,844,188.06
Total Investments:		4,822,083.01	22,105.05	0.00	4,844,188.06	0.00	0.00	4,844,188.06
		5,978,783.42	677,590.19	614,665.57	6,041,708.04	-72,344.82	117,227.18	6,086,590.40

TREASURER'S REPORT
Fund Investments By Account

City Of White Salmon

10/01/2023 To: 10/31/2023

Time: 08:31:15 Date: 12/06/2023

Page: 4

Fund Totals:	Previous Balance	Purchases	Interest	Total Investments	Liquidated	Ending Balance
001 000 Current Expense	799,350.62		3,673.11	3,673.11		803,023.73
101 000 Street Fund	133,727.90		614.49	614.49		134,342.39
108 000 Municipal Capital Imp Fund	456,496.65		2,097.65	2,097.65		458,594.30
110 000 Fire Reserve Fund	352,452.16		1,619.56	1,619.56		354,071.72
112 000 General Govt Reserve Fund	358,218.29		1,646.05	1,646.05		359,864.34
121 000 Police Vehicle Reserve Fund	81,748.15		375.64	375.64		82,123.79
303 000 Hotel/Motel Taxes	162,245.43		745.53	745.53		162,990.96
307 000 New Pool Construction Fund	23,001.61		105.70	105.70		23,107.31
401 000 Water Fund	204,942.48		941.73	941.73		205,884.21
402 000 Wastewater Collection Fund	213,052.67		979.00	979.00		214,031.67
408 000 Water Reserve Fund	107,917.39		495.89	495.89		108,413.28
409 000 Wastewater Reserve Fund	607,018.41		2,789.32	2,789.32		609,807.73
412 000 Water Rights Acquisition Fund	363,680.93		1,671.16	1,671.16		365,352.09
413 000 Water Bond Redemption Fund	67,590.04		310.58	310.58		67,900.62
415 000 Water Bond Reserve Fund	119,172.65		547.61	547.61		119,720.26
416 000 Wastewater Bond Reserve Fund	78,730.94		361.78	361.78		79,092.72
417 000 Treatment Plant Reserve Fund	378,395.81		1,738.77	1,738.77		380,134.58
418 000 Water Short Lived Asset Reserve Fund	302,816.35		1,391.48	1,391.48		304,207.83
2 - State Pool	4,810,558.48	0.00	22,105.05	22,105.05		4,832,663.53
	4,810,558.48	0.00	22,105.05	22,105.05		4,832,663.53

TREASURER'S REPORT

Fund Investment Totals

City Of White Salmon

10/01/2023 To: 10/31/2023

Time: 08:31:15 Date: 12/06/2023

Page: 5

Fund Totals:	Previous Balance	Purchases	Interest	Ttl Investments	Liquidated	Investment Bal	Available Cash
001 Current Expense	799,350.62		3,673.11	3,673.11		803,023.73	238,311.60
101 Street Fund	133,727.90		614.49	614.49		134,342.39	-169,524.73
108 Municipal Capital Imp Fund	456,496.65		2,097.65	2,097.65		458,594.30	81,461.04
110 Fire Reserve Fund	352,452.16		1,619.56	1,619.56		354,071.72	21,233.97
112 General Fund Reserve	358,218.29		1,646.05	1,646.05		359,864.34	25.17
121 Police Vehicle Reserve Fund	81,748.15		375.64	375.64		82,123.79	4,321.56
302 Transportation Improvement Fund						0.00	12,982.51
303 Hotel/Motel Taxes	162,245.43		745.53	745.53		162,990.96	43,816.92
307 New Pool Construction Fund	23,001.61		105.70	105.70		23,107.31	8,830.66
401 Water Fund	204,942.48		941.73	941.73		205,884.21	385,331.32
402 Wastewater Collection Fund	213,052.67		979.00	979.00		214,031.67	58,523.63
408 Water Reserve Fund	107,917.39		495.89	495.89		108,413.28	286,905.60
409 Wastewater Reserve Fund	607,018.41		2,789.32	2,789.32		609,807.73	42,862.46
412 Water Rights Acquisition Fund	363,680.93		1,671.16	1,671.16		365,352.09	103,988.81
413 Water Bond Redemption Fund	67,590.04		310.58	310.58		67,900.62	-2,588.06
414 Wastewater Bond Redemption Fund						0.00	11,525.27
415 Water Bond Reserve Fund	119,172.65		547.61	547.61		119,720.26	4,037.50
416 Wastewater Bond Reserve Fund	78,730.94		361.78	361.78		79,092.72	0.43
417 Treatment Plant Reserve Fund	378,395.81		1,738.77	1,738.77		380,134.58	3,000.00
418 Water Short Lived Asset Reserve Fund	302,816.35		1,391.48	1,391.48		304,207.83	7,134.17
420 USDA Rural Development - Jewett Water						0.00	66,856.87
Main Improve						0.00	7.81
601 Remittances						0.00	7.81
	4,810,558.48		22,105.05	22,105.05		4,832,663.53	1,209,044.51

Ending fund balance (Page 1) - Investment balance = Available cash.

6,041,708.04

TREASURER'S REPORT

Outstanding Vouchers

10/01/2023 To: 10/31/2023

As Of: 10/31/2023 Date: 12/06/2023

Time: 08:31:15 Page: 6

City Of White Salmon

Year	Trans#	Date	Type	Acct#	War#	Vendor	Amount	Memo
2023	3754	10/27/2023	Util Pay	1		Xpress Bill Pay	123.15	Xpress Import - EFT - 10-27-2023__daily_batch.csv
2023	3755	10/27/2023	Util Pay	1		Xpress Bill Pay	80.00	Xpress Import - Metavante - 10-27-2023__daily_batch.csv
2023	3757	10/30/2023	Tr Rec	1		Metro Metals Northwest, Inc.	489.10	Sale of Scrap and Junk - October 27, 2023
2023	3758	10/30/2023	Tr Rec	1		White Salmon, City Of	65,393.99	
2023	3759	10/30/2023	Tr Rec	1		Wavedivision Holdings, LLC	61.29	Telephone Utility Tax - September 2023
2023	3760	10/30/2023	Util Pay	1		Batch Customer	187.46	
2023	3761	10/30/2023	Tr Rec	1		Metro PCS California, LLC	4.36	Telephone Utility Tax - September 2023
2023	3762	10/30/2023	Tr Rec	1		T-Mobile West LLC, C/o T-Mobile USA, INC	193.61	Telephone Utility Tax - 3Q 2023
2023	3765	10/30/2023	Tr Rec	1		MCI Communications Services, Inc.	3.90	Telephone Utility Tax - September 2023
2023	3767	10/30/2023	Tr Rec	1		Oregon RSA No. 2, Inc	281.03	Telephone Utility Tax - September 2023
2023	3774	10/30/2023	Util Pay	1		Xpress Bill Pay	95.10	Xpress Import - CC - 10-30-2023__daily_batch.csv
2023	3775	10/30/2023	Util Pay	1		Xpress Bill Pay	114.00	Xpress Import - CheckFree - 10-30-2023__daily_batch.csv
2023	3768	10/31/2023	Util Pay	1		Batch Customer	600.38	
2023	3769	10/31/2023	Tr Rec	1		Columbia Cascade Housing	100.00	
2023	3770	10/31/2023	Tr Rec	1		Spectrum Advanced Services, LLC	261.26	Telephone Utility Tax - September 2023
2023	3771	10/31/2023	Tr Rec	1		Spectrum Pacific West, LLC	1,459.64	Television Cable Utility Tax - September 2023
2023	3772	10/31/2023	Tr Rec	1		AT&T Corp	1.43	Telephone Utility Tax - September 2023
2023	3773	10/31/2023	Tr Rec	1		New Cingular Wireless, PCS, LLS	289.16	Telephone Utility Tax - September 2023
2023	3776	10/31/2023	Util Pay	1		Xpress Bill Pay	1,111.35	Xpress Import - CC - 10-31-2023__daily_batch.csv
2023	3777	10/31/2023	Util Pay	1		Xpress Bill Pay	1,098.45	Xpress Import - EFT - 10-31-2023__daily_batch.csv
2023	3778	10/31/2023	Util Pay	1		Xpress Bill Pay	128.68	Xpress Import - iPay - 10-31-2023__daily_batch.csv
2023	3779	10/31/2023	Util Pay	1		Xpress Bill Pay	267.48	Xpress Import - CheckFree - 10-31-2023__daily_batch.csv
Receipts Outstanding:							72,344.82	
2023	3722	10/25/2023	Payroll	1	EFT	Employment Security Department - PFMLA	2,343.68	Pay Cycle(s) 07/01/2023 To 09/30/2023 - PFMLA
2023	3721	10/25/2023	Payroll	1	EFT	Employment Security Department - PFMLA	1,623.49	Pay Cycle(s) 07/01/2023 To 09/30/2023 - WA Long Term Care
2016	1220	03/16/2016	Claims	1	31118	Cecelia Joan Huard C/O Brad Huard	6.20	Refund inactive customer credit balance
2017	8301	11/01/2017	Claims	1	33126	David & Angela Hill	87.43	041725.1 - 393 NECHERRY ST
2018	768	02/07/2018	Claims	1	33497	Renee Wuollet	11.38	020675.0 - 560 NECENTER PL
2018	1201	03/07/2018	Claims	1	33577	Chris Parker	3.17	040127.2 - 705 NECHURCH PLACE # E
2018	3179	06/20/2018	Claims	1	33915	Lourens and Monette Pretorius	16.96	053189.0 - 17 ANNIE LANE
2018	7272	09/05/2018	Payroll	1	34156	Savannah Vargas	49.10	Aug Payroll #2
2018	7524	09/20/2018	Payroll	1	34222	Savannah Vargas	20.68	Sept Payroll #1
2018	8618	12/05/2018	Payroll	1	34449	Angelina Heredia	27.70	Nov Payroll #2
2019	2627	06/05/2019	Claims	1	35066	Christopher Stiffler	168.00	Reimburse - Wildland Firefighter Exam Fee
2019	3568	08/07/2019	Claims	1	35245	Mark Long	179.21	071525.2 - 1196 WJEWETT BLVD 1198 - Refund Credit Balance On Utility Acct #4750

TREASURER'S REPORT

Outstanding Vouchers

10/01/2023 To: 10/31/2023

As Of: 10/31/2023 Date: 12/06/2023

Time: 08:31:15 Page: 7

City Of White Salmon

Year	Trans#	Date	Type	Acct#	War#	Vendor	Amount	Memo
2020	1811	05/06/2020	Claims	1	36098	James B Roberson Trust Lisa Doslu, Trustee	10.38	062750.0 - 625 SWWAUBISH ST- Credit Balance Refund
2021	218	01/20/2021	Claims	1	36799	Thomas Hood	4.71	073225.0 - 1180 SWTHORNTON DR - Utility Account 5592 Credit Balance Refund
2021	228	01/20/2021	Claims	1	36809	Jennifer Schwab	49.19	064200.1 - 366 SWEYRIE RD - Utility Account 5929 Credit Balance Refund
2021	232	01/20/2021	Claims	1	36813	Garret Zallen	0.05	022650.3 - 645 NEGRANDVIEW BLVD - Utility Account 1204 Credit Balance Refund
2021	1733	05/19/2021	Claims	1	37101	Nora B. Kyte	3.34	011450.0 - 552 SEOAK ST - Credit Balance Refund
2021	3458	10/06/2021	Claims	1	37455	Ernie's Locks & Keys LLC	325.00	Park - Locksmithing
2021	4396	12/20/2021	Payroll	1	37678	Christopher Stiffler	27.70	Dec Payroll #2
2023	2372	07/05/2023	Claims	1	40335	Chad Hinman	150.00	Park Use Deposit Refund - Chad Hinman - Event date 06.17.23 - Receipt 99742
2023	2903	08/16/2023	Claims	1	40451	Ryan Hardie Adam	24.71	Reissue of check #38665 - PW Meal Tavel and Training
2023	3321	09/20/2023	Claims	1	40566	Jonathan and Martha Blake	144.81	062250.0 - 396 WJEWETT BLVD-Credit Balance Refund
2023	3325	09/20/2023	Claims	1	40570	David Carrier	5.24	074700.0 - 48 LAKEVIEW RD-Credit Balance Refund
2023	3335	09/20/2023	Claims	1	40580	John Griebing	5.89	030800.0 - 350 NWMICHIGAN AVE-Credit Balance Refund
2023	3341	09/20/2023	Claims	1	40586	Lois Camp Estate	24.28	043075.0 - 760 NWMICHIGAN AVE-Credit Balance Refund
2023	3343	09/20/2023	Claims	1	40588	Ryan Morrissey and Masa Bauer	9.07	060670.0 - 108 NWALTA VISTA DR-Credit Balance Refund
2023	3360	09/20/2023	Claims	1	40605	Peter Wright	18.26	041325.0 - 412 NEWISCONSIN ST-Credit Balance Refund
2023	3669	10/18/2023	Claims	1	40671	Republic Services #487	655.19	Garbage Service - September 2023
2023	3671	10/18/2023	Claims	1	40673	Sound Uniform Solutions	519.76	Police - Uniforms & Safety Gear - Jumpsuit
2023	3673	10/18/2023	Claims	1	40675	Southwest Region WA Department of Transportation	150.00	Water - Postage & Permits - WS DOT ROW Permit #UP-SW-2023-053
2023	3728	10/25/2023	Claims	1	40685	Bingen, City Of	31,848.07	September 2023 ERUs
2023	3729	10/25/2023	Claims	1	40686	Blue Mountain Networks LLC	976.11	City Hall Internet Service - November 2023; City Hall Internet Service - October 2023 Late Fee

TREASURER'S REPORT

Outstanding Vouchers

10/01/2023 To: 10/31/2023

As Of: 10/31/2023 Date: 12/06/2023

Time: 08:31:15 Page: 8

City Of White Salmon

Year	Trans#	Date	Type	Acct#	War#	Vendor	Amount	Memo
2023	3730	10/25/2023	Claims	1	40687	CenturyLink	1,397.21	CenturyLink - Shop - 2023 October ; CenturyLink - Breathalyzer - 2023 October ; CenturyLink - Shop Emergency Dialer - 2023 October ; CenturyLink - City Shop Broadband - 2023 October ; CenturyL
2023	3731	10/25/2023	Claims	1	40688	Klickitat County Prosecutor	2.92	Court Remittance
2023	3732	10/25/2023	Claims	1	40689	Knapp, O'Dell & Macpherson PLLC	4,325.00	Attorney Services - September 2023
2023	3733	10/25/2023	Claims	1	40690	US Bank	5,412.69	September 2023 Credit Card Statement
2023	3734	10/25/2023	Claims	1	40691	Verizon Wireless	1,118.42	Verizon Wireless - October 2023
2023	3735	10/25/2023	Claims	1	40692	WA State Treas. Cash Mgmt Dept	88.19	Court Remittance
2023	3736	10/25/2023	Claims	1	40693	White Salmon, City Of	65,393.99	Utility Taxes
							117,227.18	

Fund	Claims	Payroll	Total
001 Current Expense	11,710.87	3,277.73	14,988.60
101 Street Fund	1,416.94	210.59	1,627.53
107	0.00	77.69	77.69
401 Water Fund	47,991.76	373.55	48,365.31
402 Wastewater Collection Fund	51,928.20	152.79	52,080.99
412 Water Rights Acquisition Fund	-4.05	0.00	-4.05
601 Remittances	91.11	0.00	91.11
	113,134.83	4,092.35	117,227.18

TREASURER'S REPORT

Signature Page

City Of White Salmon

10/01/2023 To: 10/31/2023

Time: 08:31:15 Date: 12/06/2023

Page: 9

We the undersigned officers for the City of White Salmon have reviewed the foregoing report and acknowledge that to the best of our knowledge this report is accurate and true:

Signed: 
Clerk/Treasurer / Date

Signed: _____
Chairman Budget Committee / Date

City of White Salmon
October 2023 Treasurer's Report Reconciliation

	Revenue	Expenditures
	747,306.29	684,381.67
Treasurer's Receipts	286,911.25	422,603.34 Claims
Utility Receipts	390,678.94	191,946.32 Payroll
Interfund Transfers	69,767.01	69,767.01 Interfund Transfers
Service Charge	0.00	0.00 Service Charge -Wire Fee
Service Charge	0.00	65.00 Service Charge - Safe Deposit Box
Revenue to Expenditure	0.00	0.00 Revenue to Expenditure-NCE Repayment
Service Charge (NSF)	-50.91	0.00 Insufficient Funds
Stop Payment	0.00	0.00 Stop Payment
Expenditure to Revenue	0.00	0.00 Expenditure to Revenue-Refunded Utility Overpayment
	747,306.29	684,381.67
	0.00	0.00

City of White Salmon

2023 October Treasurer's Report Reconciliation to Bank Statements

Treasurer's Report Ending Balance	6,041,708.04
Treasurer's Report Adjusted Ending Balance	6,086,512.71
Columbia State Bank (Cash)	1,242,199.13
US Bank (Time Value - Investment)	0.00
WA State Treasurer (State Pool - Investment)	4,844,188.06
Petty Cash	25.00
Drawer 1	150.00
Drawer 2	150.00
Drawer 3	0.00
Total Cash and Investments	6,086,712.19
Less Outstanding Checks (Treasurer's Report)	-117,227.18
Plus Outstanding Deposits (Page 1 of Treasurer's Report)	72,344.82
Bank Statement Adjusted Ending Balance	6,041,829.83
Difference*	121.79

*Overage from August \$121.79- Utility Payment was taken through Xpress Bill Pay but the wrong account number was used. It was received in August as revenue, but account not found until December to apply payment.

1ST SECURITY BANK

STATEMENT OF ACCOUNTS

PAGE 1 OF 17

www.fsbwa.com

Branch Office
White Salmon
509-493-2500

Statement Period: 10-01-2023 to 10-31-2023

CITY OF WHITE SALMON
PO BOX 2139
WHITE SALMON WA 98672-2139



7-Month CD
Available today thru Nov. 30, 2023
5.01% ^{APY}¹ / **4.26%** ^{APY}¹
relationship rate² / non-relationship rate

19-Month CD
Available today thru Dec. 29, 2023
5.19% ^{APY}¹ / **4.44%** ^{APY}¹
relationship rate² / non-relationship rate

Summary of Deposit Account Activity

	Account #	Beginning Balance	Withdrawals/ Service Charges*	Deposits	Dividends/ Interest	Ending Balance
PF - WA 1st Business CHK	10012469	1,259,990.17	607,023.53	589,232.49	0.00	1,242,199.13

Deposit Account Activity

PF - WA 1st Business CHK - 10012469

0.00% Annual Percentage Yield Earned for this account

Deposits

Date	Amount	Transaction Description
10/02	238.43	External Deposit CITY OF WHITE SA - CREDITS 205340518
10/02	462.31	External Deposit PAYMENTECH - DEPOSIT 5708363
10/02	217.91	Deposit
10/03	639.80	External Deposit CITY OF WHITE SA - CREDITS 205392957
10/03	906.61	External Deposit PAYMENTECH - DEPOSIT 5708363
10/03	1,724.65	External Deposit PAYMENTECH - DEPOSIT 5708363
10/03	4,930.31	External Deposit PAYMENTECH - DEPOSIT 5708363
10/03	986.61	Deposit
10/04	206.89	External Deposit CITY OF WHITE SA - CREDITS 205538883
10/04	325.00	External Deposit WA ST TREASURER - REVDISTRIB 2530
10/04	2,228.61	External Deposit PAYMENTECH - DEPOSIT 5708363
10/04	4,116.39	Deposit
10/04	93.79	Deposit
10/05	2,827.14	External Deposit CITY OF WHITE SA - CREDITS 205598159
10/05	2,856.59	External Deposit PAYMENTECH - DEPOSIT 5708363
10/05	8,153.00	External Deposit WA ST PATROL 2250230928H274700000 - VENDOR PAY 402619!
10/05	4,097.17	Deposit
10/06	150.00	External Deposit WA ST TREASURER - REVDISTRIB 2530
10/06	1,498.80	External Deposit PAYMENTECH - DEPOSIT 5708363
10/06	1,614.91	External Deposit CITY OF WHITE SA - CREDITS 205647331
10/06	15,173.35	Deposit
10/10	2,130.61	External Deposit CITY OF WHITE SA - CREDITS 205715281

¹ APY (Annual Percentage Yield) is effective 10/10/23. Minimum opening deposit for the 7-month and 19-month CD requires \$25,000.00 in new money and can be combined with other funds on deposit at the Bank. New money is defined as funds from another institution (not 1st Security Bank). Maximum CD opening deposit amount is \$240,000.00. Fees may reduce earnings on your account. Early withdrawal penalty may apply.

² Relationship is defined as opening and using a consumer or business checking account with 1st Security Bank.

Deposit Account Activity (continued)

Date	Amount	Transaction Description
10/10	3,104.07	External Deposit PAYMENTECH - DEPOSIT 5708363
10/10	383.47	External Deposit PAYMENTECH - DEPOSIT 5708363
10/10	878.37	External Deposit PAYMENTECH - DEPOSIT 5708363
10/10	1,251.13	External Deposit PAYMENTECH - DEPOSIT 5708363
10/10	55,223.45	Deposit
10/10	2,537.35	Deposit
10/11	175.00	External Deposit WA ST TREASURER - REVDISTRIB 2530
10/11	1,286.71	External Deposit PAYMENTECH - DEPOSIT 5708363
10/11	3,617.53	External Deposit CITY OF WHITE SA - CREDITS 205762485
10/11	30,076.94	Deposit
10/12	2,258.30	External Deposit PAYMENTECH - DEPOSIT 5708363
10/12	7,587.99	External Deposit CITY OF WHITE SA - CREDITS 205943377
10/12	1,091.11	Deposit
10/13	387.50	External Deposit WA ST TREASURER - REVDISTRIB 2530
10/13	1,704.95	External Deposit PAYMENTECH - DEPOSIT 5708363
10/13	4,014.40	External Deposit CITY OF WHITE SA - CREDITS 205974034
10/13	5,701.03	Deposit
10/16	996.28	External Deposit PAYMENTECH - DEPOSIT 5708363
10/16	2,262.47	External Deposit CITY OF WHITE SA - CREDITS 206029391
10/16	2,469.01	Deposit
10/17	323.72	External Deposit PAYMENTECH - DEPOSIT 5708363
10/17	2,869.00	External Deposit PAYMENTECH - DEPOSIT 5708363
10/17	5,618.45	External Deposit CITY OF WHITE SA - CREDITS 206090032
10/17	16,201.50	External Deposit PAYMENTECH - DEPOSIT 5708363
10/17	12,283.68	Deposit
10/18	345.83	External Deposit WA ST TREASURER - REVDISTRIB 2530
10/18	1,823.79	External Deposit PAYMENTECH - DEPOSIT 5708363
10/18	2,757.97	External Deposit CITY OF WHITE SA - CREDITS 206265219
10/18	879.16	Deposit
10/19	6,982.05	External Deposit PAYMENTECH - DEPOSIT 5708363
10/19	12,930.57	External Deposit CITY OF WHITE SA - CREDITS 206321615
10/19	4,823.59	Deposit
10/20	75.00	External Deposit WA ST TREASURER - REVDISTRIB 2530
10/20	3,094.84	External Deposit CITY OF WHITE SA - CREDITS 206378104
10/20	7,886.56	External Deposit PAYMENTECH - DEPOSIT 5708363
10/20	12,518.76	External Deposit KCLICKITAT COUNTY ACH - KC REMIT KCT*5097734664*
10/20	67,497.67	External Deposit CITY WS DB 5200 - UTILPYM
10/20	5,562.75	Deposit
10/23	8,800.88	External Deposit CITY OF WHITE SA - CREDITS 206431954
10/23	11,198.77	External Deposit PAYMENTECH - DEPOSIT 5708363
10/23	4,074.79	Deposit
10/24	123.15	External Deposit PAYMENTECH - DEPOSIT 5708363
10/24	370.20	External Deposit PAYMENTECH - DEPOSIT 5708363
10/24	6,045.81	External Deposit CITY OF WHITE SA - CREDITS 206560715
10/24	31,007.50	External Deposit PAYMENTECH - DEPOSIT 5708363
10/24	8,990.21	Deposit
10/25	316.67	External Deposit WA ST TREASURER - REVDISTRIB 2530
10/25	641.03	External Deposit PAYMENTECH - DEPOSIT 5708363
10/25	7,904.17	External Deposit CITY OF WHITE SA - CREDITS 206681414
10/25	732.19	Deposit

Deposit Account Activity (continued)

Date	Amount	Transaction Description
10/26	1,170.44	External Deposit PAYMENTECH - DEPOSIT 5708363
10/26	26,308.19	External Deposit CITY OF WHITE SA - CREDITS 206742523
10/26	787.40	Deposit
10/27	225.00	External Deposit WA ST TREASURER - REVDISTRIB 2530
10/27	448.10	External Deposit CITY OF WHITE SA - CREDITS 206859691
10/27	519.80	External Deposit PAYMENTECH - DEPOSIT 5708363
10/27	113.29	Deposit
10/30	10,283.00	External Deposit PAYMENTECH - DEPOSIT 5708363
10/30	38,110.74	Deposit
10/31	145.68	External Deposit PAYMENTECH - DEPOSIT 5708363
10/31	265.01	External Deposit CITY OF WHITE SA - CREDITS 206972907
10/31	367.35	External Deposit PAYMENTECH - DEPOSIT 5708363
10/31	83,222.29	External Deposit WA ST TREASURER - REVDISTRIB 2530

Withdrawals

Date	Amount	Transaction Description
10/02	65.00	Withdrawal Transfer to 5152414950
10/02	115.50	Check 40519
10/02	1,744.22	Check 40567
10/02	18,002.04	Check 40573
10/02	724.67	Check 40575
10/02	4,982.50	Check 40576
10/02	1,570.72	Check 40578
10/02	210.00	Check 40584
10/02	150.00	Check 40587
10/02	385.00	Check 40594
10/02	702.10	Check 40596
10/02	69.12	Check 40611
10/03	38,006.94	External Withdrawal Vimly Benefit So - AWC ST-I2R711V2G3M7
10/03	2,018.59	External Withdrawal PAYMENTECH - FEE 5708363
10/03	7,525.00	Check 40532
10/03	7.85	Check 40595
10/03	773.65	Check 40606
10/04	263.00	External Withdrawal OR REVENUE DEPT - TAXPAYMENT 1122142848
10/04	170.77	External Withdrawal LIFESECURE INSU LISTBILL - INSURANCE
10/04	91.26	Check 40562
10/04	5,806.92	Check 40568
10/04	16,254.85	Check 40590
10/04	254.80	Check 40591
10/04	115.88	Check 40600
10/04	1,117.66	Check 40601
10/05	15,894.20	External Withdrawal IRS - USATAXPYMT 270367840143831
10/05	6,710.27	External Withdrawal WA DEPT RET SYS - DRS EPAY 4419771
10/05	2,502.97	External Withdrawal WA DEPT RET SYS - DRS EPAY 4419770
10/05	373.35	External Withdrawal Standard Ins - premium STASIC000266072
10/05	44,495.08	External Withdrawal CITY WS DB - PAYROLL
10/05	1,458.13	Check 40559
10/05	2,535.65	Check 40565
10/05	2,200.00	Check 40581

Deposit Account Activity (continued)

Withdrawals (continued)

Date	Amount	Transaction Description
10/05	150.00	Check 40582
10/05	455.00	Check 40589
10/05	150.00	Check 40593
10/05	66.03	Check 40598
10/05	31,321.07	Check 40608
10/06	811.79	External Withdrawal Xpress Bill Pay September Billing - Billing 10295
10/06	9,597.31	Over Counter Check 40642
10/06	4,267.80	Check 40610
10/06	141,107.63	Check 40631
10/10	7,920.00	External Withdrawal USDA RD DCFO ACH TRANSACTION - PAYMENT
10/10	1,221.60	External Withdrawal LIFESECURE INSU - INSURANCE
10/10	410.79	External Withdrawal LIFESECURE INSU - INSURANCE
10/10	74.80	External Withdrawal AFLAC - INSURANCE EXM7208675
10/10	979.70	Check - Item Processing 40633
10/10	1,385.95	Check 40571
10/10	655.19	Check 40597
10/10	51.80	Check 40599
10/10	1.37	Check 40609
10/10	355.02	Check 40641
10/11	91.77	Over Counter Check 40615
10/11	55.30	Check 40604
10/11	675.75	Check 40616
10/11	150.00	Check 40617
10/11	116.36	Check 40619
10/11	236.85	Check 40627
10/11	150.00	Check 40628
10/12	83.79	Check 40579
10/12	424.99	Check 40622
10/12	150.00	Check 40626
10/12	10.45	Check 40636
10/13	151.05	Check 40415
10/13	151.05	Check 40503
10/13	105.22	Check 40585
10/13	277.95	Check 40620
10/16	164.90	Over Counter Check 40639
10/16	21.77	Check 40561
10/16	63.35	Check 40564
10/16	151.05	Check 40614
10/16	929.28	Check 40618
10/16	376.38	Check 40632
10/16	208.99	Check 40635
10/16	80.00	Check 40638
10/17	151.05	Check 40613
10/18	164.90	Check 40629
10/18	529.00	Check 40630
10/19	45.47	Check 40560
10/19	1,683.74	Check 40634
10/20	15,700.12	External Withdrawal IRS - USATAXPYMT 270369304413946

Deposit Account Activity (continued)

Withdrawals (continued)

Date	Amount	Transaction Description
10/20	9,326.98	External Withdrawal WA DEPT RET SYS - DRS EPAY 4423820
10/20	263.00	External Withdrawal OR REVENUE DEPT - TAXPAYMENT 1900030592
10/20	42,703.37	External Withdrawal CITY WS DB - PAYROLL
10/20	1,230.00	Check 40624
10/23	16,476.00	External Withdrawal USDA RD DCFO ACH TRANSACTION - PAYMENT
10/23	120.00	External Withdrawal Starlink Service - Starlink S
10/23	4,214.38	Check - Item Processing 40667
10/24	50.91	Descriptive Withdrawal 10/24 ACH File UtilPym Rtn Wall Mike & Heather - Acct Closed
10/24	57,575.52	Check 40644
10/24	3,023.75	Check 40646
10/24	1,184.00	Check 40650
10/24	135.58	Check 40652
10/24	961.28	Check 40655
10/24	289.64	Check 40661
10/24	7,032.26	Check 40670
10/24	27.14	Check 40676
10/25	775.30	External Withdrawal STATE OF WA-ESD NOT USED - ESD ACH 6 ESD WA UI-TAX
10/25	1,400.00	Check 40545
10/25	568.70	Check 40607
10/25	525.79	Check 40625
10/25	1,400.00	Check 40637
10/25	291.77	Check 40645
10/25	178.00	Check 40647
10/25	1,751.06	Check 40649
10/25	4,887.60	Check 40651
10/25	247.42	Check 40654
10/25	1,460.00	Check 40656
10/25	6,475.00	Check 40657
10/25	150.00	Check 40659
10/25	246.60	Check 40662
10/25	149.07	Check 40663
10/25	702.10	Check 40668
10/25	142.00	Check 40669
10/25	242.74	Check 40672
10/25	5,062.56	Check 40677
10/25	1,651.20	Check 40679
10/26	7,977.69	External Withdrawal LABOR&INDUSTRIES - L&I ELF 486000-02Y464
10/26	39.30	External Withdrawal OR REVENUE DEPT - TAXPAYMENT 1540385408
10/26	4,050.00	Check 40640
10/26	675.00	Check 40648
10/26	1,561.76	Check 40653
10/26	140.00	Check 40658
10/26	400.00	Check 40660
10/26	272.56	Check 40666
10/26	80.71	Check 40674
10/26	773.65	Check 40678
10/27	14,564.71	External Withdrawal WA DEPT REVENUE - TAX PYMT 12008798
10/27	35.31	Check 40665

Deposit Account Activity (continued)

Withdrawals (continued)

Date	Amount	Transaction Description
10/30	265.25	Check 40574
10/30	407.50	Check 40621
10/30	845.00	Check 40623
10/30	324.93	Check 40643
10/31	308.37	Check 40664

Checks Paid

Check #	Date	Amount	Check #	Date	Amount	Check #	Date	Amount
40415	10/13	151.05	40601	10/04	1,117.66	40641	10/10	355.02
40503 *	10/13	151.05	40604 *	10/11	55.30	40642	10/06	9,597.31
40519 *	10/02	115.50	40606 *	10/03	773.65	40643	10/30	324.93
40532 *	10/03	7,525.00	40607	10/25	568.70	40644	10/24	57,575.52
40545 *	10/25	1,400.00	40608	10/05	31,321.07	40645	10/25	291.77
40559 *	10/05	1,458.13	40609	10/10	1.37	40646	10/24	3,023.75
40560	10/19	45.47	40610	10/06	4,267.80	40647	10/25	178.00
40561	10/16	21.77	40611	10/02	69.12	40648	10/26	675.00
40562	10/04	91.26	40613 *	10/17	151.05	40649	10/25	1,751.06
40564 *	10/16	63.35	40614	10/16	151.05	40650	10/24	1,184.00
40565	10/05	2,535.65	40615	10/11	91.77	40651	10/25	4,887.60
40567 *	10/02	1,744.22	40616	10/11	675.75	40652	10/24	135.58
40568	10/04	5,806.92	40617	10/11	150.00	40653	10/26	1,561.76
40571 *	10/10	1,385.95	40618	10/16	929.28	40654	10/25	247.42
40573 *	10/02	18,002.04	40619	10/11	116.36	40655	10/24	961.28
40574	10/30	265.25	40620	10/13	277.95	40656	10/25	1,460.00
40575	10/02	724.67	40621	10/30	407.50	40657	10/25	6,475.00
40576	10/02	4,982.50	40622	10/12	424.99	40658	10/26	140.00
40578 *	10/02	1,570.72	40623	10/30	845.00	40659	10/25	150.00
40579	10/12	83.79	40624	10/20	1,230.00	40660	10/26	400.00
40581 *	10/05	2,200.00	40625	10/25	525.79	40661	10/24	289.64
40582	10/05	150.00	40626	10/12	150.00	40662	10/25	246.60
40584 *	10/02	210.00	40627	10/11	236.85	40663	10/25	149.07
40585	10/13	105.22	40628	10/11	150.00	40664	10/31	308.37
40587 *	10/02	150.00	40629	10/18	164.90	40665	10/27	35.31
40589 *	10/05	455.00	40630	10/18	529.00	40666	10/26	272.56
40590	10/04	16,254.85	40631	10/06	141,107.63	40667	10/23	4,214.38
40591	10/04	254.80	40632	10/16	376.38	40668	10/25	702.10
40593 *	10/05	150.00	40633	10/10	979.70	40669	10/25	142.00
40594	10/02	385.00	40634	10/19	1,683.74	40670	10/24	7,032.26
40595	10/03	7.85	40635	10/16	208.99	40672 *	10/25	242.74
40596	10/02	702.10	40636	10/12	10.45	40674 *	10/26	80.71
40597	10/10	655.19	40637	10/25	1,400.00	40676 *	10/24	27.14
40598	10/05	66.03	40638	10/16	80.00	40677	10/25	5,062.56
40599	10/10	51.80	40639	10/16	164.90	40678	10/26	773.65
40600	10/04	115.88	40640	10/26	4,050.00	40679	10/25	1,651.20

(* indicates a break in check sequence)

Deposit Account Activity (continued)

	Statement Period Total	Year-to-Date Total
Total Overdraft Fees (Paid)	0.00	0.00
Total Returned Item Fees (Returned)	0.00	0.00

Local Government Investment Pool
Statement of Account for No: 02530
Primary Account
October 2023

CITY OF WHITE SALMON
PO BOX 2139
WHITE SALMON, WA 98672-8672

Date	Description	Comment	Deposits	Withdrawals	Balance
10/01/2023	Beginning Balance				4,822,083.01
10/31/2023	Month End Balance				4,822,083.01
	October Earnings	Daily Factor Earnings	22,105.05		
	Net Ending Balance				4,844,188.06

Account Summary

Beginning Balance:	4,822,083.01	Gross Earnings:	22,131.30
Deposits:	0.00	Administrative Fee:	26.25
Withdrawals:	0.00	Net Earnings:	22,105.05
Month End Balance:	4,822,083.01		
Administrative Fee Rate:	0.0064 %	Net Ending Balance:	4,844,188.06
Gross Earnings Rate:	5.4039 %		
Net Earnings Rate:	5.3974 %	Average Daily Balance:	4,822,083.01

WASHINGTON STATE LOCAL GOVERNMENT INVESTMENT POOL

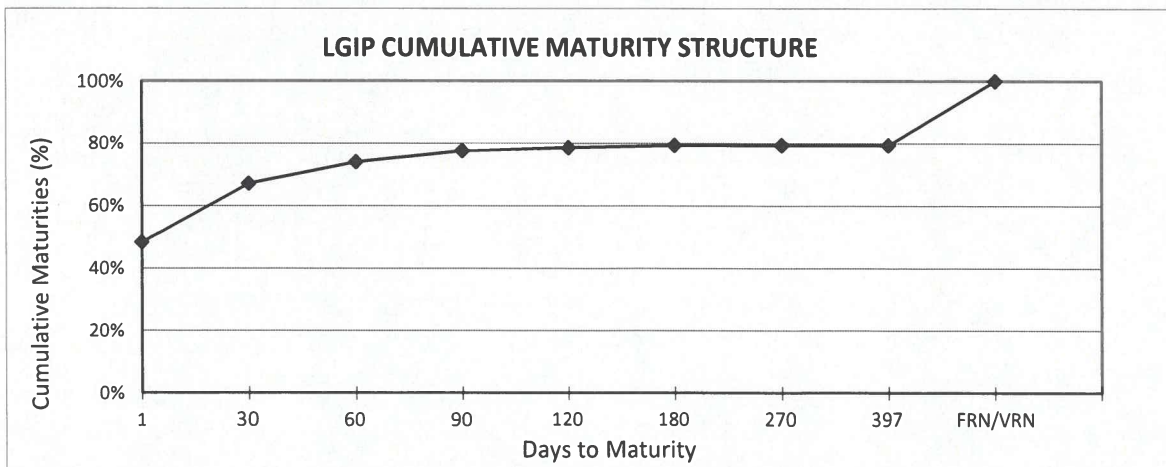
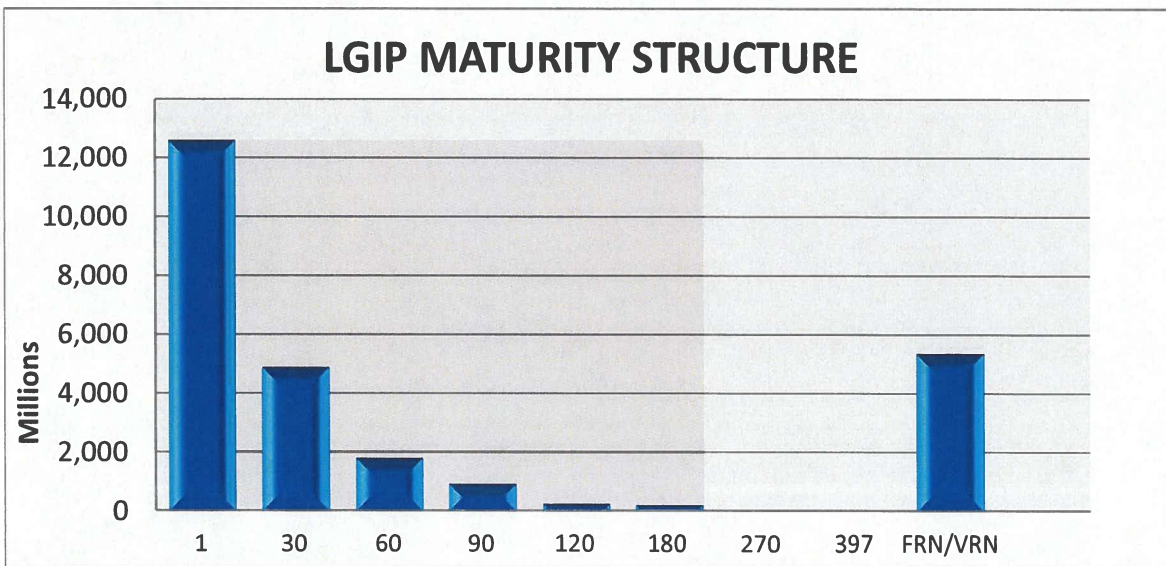
October 3, 2023

<u>DAYS TO MATURITY</u>	<u>\$ MATURING (PAR VALUE)*</u>	<u>% MATURING</u>	<u>CUMULATIVE % MATURING</u>
1	12,603.18	48.4%	48.4%
2-30	4,885.83	18.8%	67.2%
31-60	1,810.00	7.0%	74.1%
61-90	920.25	3.5%	77.6%
91-120	250.00	1.0%	78.6%
121-180	210.00	0.8%	79.4%
181-270	5.00	0.0%	79.4%
271-397	0.00	0.0%	79.4%
FRN/VRN	5,358.22	20.6%	100.0%

PORTFOLIO TOTAL:

26,042.48

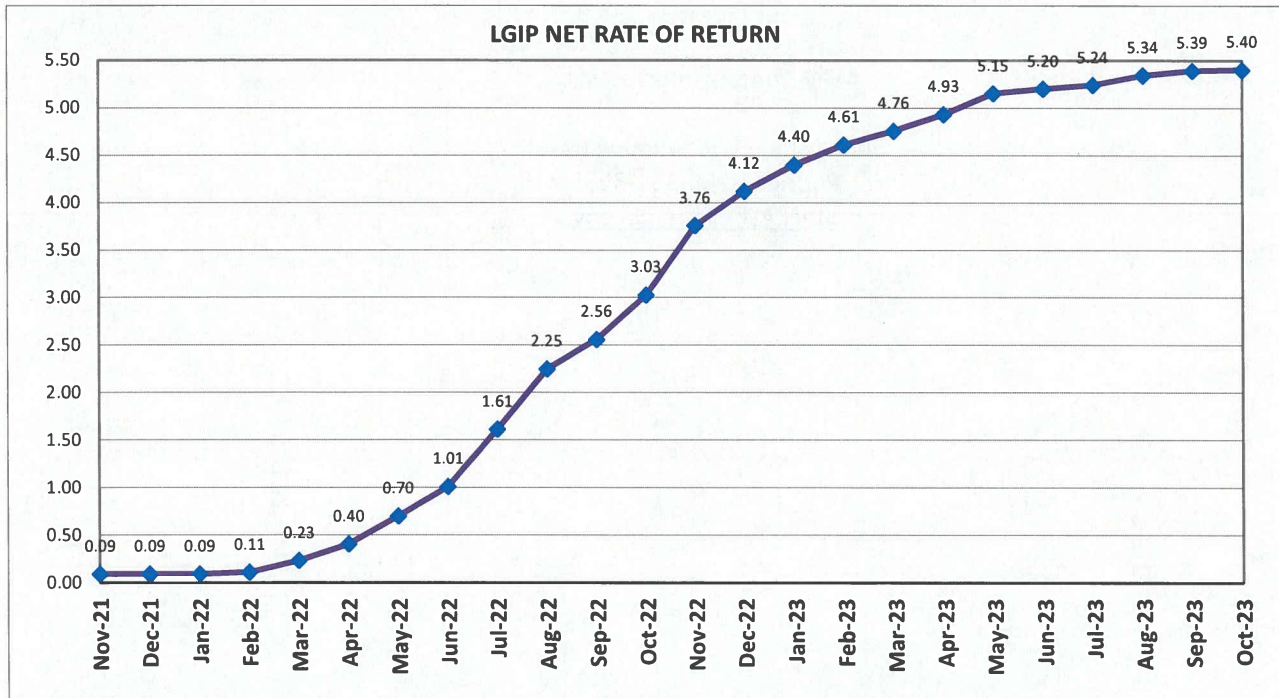
* Amounts in millions of dollars



**WASHINGTON STATE
LOCAL GOVERNMENT INVESTMENT POOL
October 3, 2023**

Investment Type	Average Balance	Oct-23	Average Balance	2023
	<u>Oct-23</u>	<u>Percentage</u>	<u>CY 2023</u>	<u>Percentage</u>
Agency Bullets	0.00	0.00%	0.00	0.00%
Agency Discount Notes	620,437,419.80	2.76%	1,477,618,637.85	6.82%
Agency Floating Rate Notes	4,326,876,963.86	19.24%	4,385,667,075.31	20.25%
Agency Variable Rate Notes	0.00	0.00%	0.00	0.00%
Certificates of Deposit	249,927,419.35	1.11%	154,975,740.13	0.72%
IB Bank Deposit	3,941,900,150.10	17.53%	3,727,037,720.66	17.21%
Repurchase Agreements	6,419,193,548.38	28.55%	4,278,325,657.83	19.76%
SOFR Floating Rate Notes	0.00	0.00%	0.00	0.00%
Supras - Bullets	0.00	0.00%	0.00	0.00%
Supras - Discount Notes	146,089,135.30	0.65%	449,743,118.78	2.08%
Supras- Floating Rate Notes	0.00	0.00%	0.00	0.00%
Supras - Variables	0.00	0.00%	0.00	0.00%
Term Repurchase Agreements	683,870,967.74	3.04%	275,000,000.00	1.27%
U.S. Treasury Securities	4,950,153,266.39	22.01%	6,006,766,487.29	27.74%
US Treasury Floating Rate Notes	1,147,613,613.92	5.10%	900,810,835.18	4.16%
Total Avg Daily Balance	22,486,062,484.83	100.00%	21,655,945,273.02	100.00%

Avg Days to Maturity 12 days



* Rates are calculated on a 365-day basis

BANK RECONCILIATION

City Of White Salmon

Time: 08:29:51 Date: 12/06/2023

10/01/2023 To: 10/31/2023

Page: 1

1 Checking Account

Date	Balance Forward	1,259,990.17
09/26/2023		238.43
09/27/2023		639.80
09/28/2023		669.20
09/29/2023		2,776.92
09/30/2023		1,767.82
10/01/2023		6,061.88
10/02/2023		4,830.13
10/03/2023		9,197.38
10/04/2023		9,413.05
10/05/2023		34,388.76
10/06/2023		72,631.02
10/07/2023		878.37
10/08/2023		383.47
10/09/2023		3,253.84
10/10/2023		34,597.71
10/11/2023		8,532.01
10/12/2023		9,455.28
10/13/2023		9,902.28
10/14/2023		323.72
10/15/2023		24,955.30
10/16/2023		17,202.31
10/17/2023		16,549.99
10/18/2023		19,101.79
10/19/2023		24,665.69
10/20/2023		128,680.37
10/21/2023		652.98
10/22/2023		123.15
10/23/2023		10,145.06
10/24/2023		1,836.91
10/25/2023		1,962.03
10/26/2023		40.14
10/27/2023		38,703.09
10/29/2023		145.68
10/31/2023		94,526.93
	Total Credits:	589,232.49

Year	Trans#	Date	Type	Chk#	Vendor	
2023	2698	08/04/2023	Payroll	40415	Patricia F Fink	151.05
2023	3091	09/05/2023	Payroll	40503	Patricia F Fink	151.05
2023	3162	09/06/2023	Claims	40519	Columbia Gorge News, LLC	115.50
2023	3175	09/06/2023	Claims	40532	Knapp, O'Dell & Macpherson PLLC	7,525.00
2023	3188	09/06/2023	Claims	40545	Reynier, Ron Atty At Law	1,400.00
2023	3314	09/20/2023	Claims	40559	ARC Architects, Inc.	1,458.13
2023	3315	09/20/2023	Claims	40560	Donald and Marianne Aaker	45.47
2023	3316	09/20/2023	Claims	40561	Heather Abernathy-Graham	21.77
2023	3317	09/20/2023	Claims	40562	Ace Hardware	91.26
2023	3319	09/20/2023	Claims	40564	Michael Aquillino	63.35
2023	3320	09/20/2023	Claims	40565	Bingen, City Of	2,535.65
2023	3322	09/20/2023	Claims	40567	Brenntag Pacific, Inc	1,744.22
2023	3323	09/20/2023	Claims	40568	Brightly Software, Inc	5,806.92
2023	3326	09/20/2023	Claims	40571	CenturyLink	1,385.95
2023	3328	09/20/2023	Claims	40573	Columbia Electric Supply	18,002.04
2023	3329	09/20/2023	Claims	40574	Columbia Gorge News, LLC	265.25
2023	3330	09/20/2023	Claims	40575	Consolidated Sup Co Inc	724.67
2023	3331	09/20/2023	Claims	40576	DCG Watershed	4,982.50
2023	3333	09/20/2023	Claims	40578	Databar	1,570.72

BANK RECONCILIATION

City Of White Salmon

Time: 08:29:51 Date: 12/06/2023

10/01/2023 To: 10/31/2023

Page: 2

Year	Trans#	Date	Type	Chk#	Vendor	
2023	3334	09/20/2023	Claims	40579	Matthew & Tasha Dierck	83.79
2023	3336	09/20/2023	Claims	40581	Icesoft Technologies Inc	2,200.00
2023	3337	09/20/2023	Claims	40582	JLA Public Involvement	150.00
2023	3339	09/20/2023	Claims	40584	Klickitat County Health Dept	210.00
2023	3340	09/20/2023	Claims	40585	Frank Lippy	105.22
2023	3342	09/20/2023	Claims	40587	Paul Mahon	150.00
2023	3344	09/20/2023	Claims	40589	Mosier WiNet	455.00
2023	3345	09/20/2023	Claims	40590	Nelson Nygaard Consulting Assoc., Inc.	16,254.85
2023	3346	09/20/2023	Claims	40591	Office Depot	254.80
2023	3348	09/20/2023	Claims	40593	Miranda Pace	150.00
2023	3349	09/20/2023	Claims	40594	Petek & Associates	385.00
2023	3350	09/20/2023	Claims	40595	Rick & Michelle Petersen	7.85
2023	3351	09/20/2023	Claims	40596	Peterson CAT Machinery	702.10
2023	3352	09/20/2023	Claims	40597	Republic Services #487	655.19
2023	3353	09/20/2023	Claims	40598	Gwen Thompson	66.03
2023	3354	09/20/2023	Claims	40599	Luis E Tovar	51.80
2023	3355	09/20/2023	Claims	40600	D. Lynn Van Deventer	115.88
2023	3356	09/20/2023	Claims	40601	Verizon Wireless	1,117.66
2023	3359	09/20/2023	Claims	40604	Jon Wingard	55.30
2023	3361	09/20/2023	Claims	40606	Xerox Financial Services, LLC	773.65
2023	3362	09/20/2023	Claims	40607	Zaya LLC	568.70
2023	3408	09/25/2023	Claims	40608	Bingen, City Of	31,321.07
2023	3409	09/25/2023	Claims	40609	Klickitat County Prosecutor	1.37
2023	3410	09/25/2023	Claims	40610	US Bank	4,267.80
2023	3411	09/25/2023	Claims	40611	WA State Treas. Cash Mgmt Dept	69.12
2023	4151	10/02/2023	Ser Chge		1st Security Bank of Washington	65.00
2023	4155	10/03/2023	Claims		Chase Paymentech	2,018.59
2023	3505	10/04/2023	Claims	40617	Shelley Baxter	150.00
2023	3506	10/04/2023	Claims	40618	Blue Mountain Networks LLC	929.28
2023	3507	10/04/2023	Claims	40619	C.M. & W.O. Sheppard Inc	116.36
2023	3508	10/04/2023	Claims	40620	Charter Communications	277.95
2023	3509	10/04/2023	Claims	40621	Columbia Gorge News, LLC	407.50
2023	3510	10/04/2023	Claims	40622	Communications Northwest	424.99
2023	3511	10/04/2023	Claims	40623	Corrpro Companies Inc	845.00
2023	3512	10/04/2023	Claims	40624	DCG Watershed	1,230.00
2023	3513	10/04/2023	Claims	40625	Extreme Products	525.79
2023	3514	10/04/2023	Claims	40626	Gorge Grown Food Network	150.00
2023	3515	10/04/2023	Claims	40627	H.D. Fowler Company	236.85
2023	3516	10/04/2023	Claims	40628	Marla Keethler	150.00
2023	3517	10/04/2023	Claims	40629	Ned Kindler	164.90
2023	3518	10/04/2023	Claims	40630	Masonic Lodge # 163	529.00
2023	3519	10/04/2023	Claims	40631	North Cascade Excavating, LLC	141,107.63
2023	3520	10/04/2023	Claims	40632	Office Depot	376.38
2023	3521	10/04/2023	Claims	40633	PUD No 1 Of Klickitat County	979.70
2023	3522	10/04/2023	Claims	40634	Pacer Propane LLC	1,683.74
2023	3523	10/04/2023	Claims	40635	Pitney Bowes Purchase Power	208.99
2023	3524	10/04/2023	Claims	40636	Platt Electrical, dba of Rexel USA, INC	10.45
2023	3525	10/04/2023	Claims	40637	Reynier, Ron Atty At Law	1,400.00
2023	3526	10/04/2023	Claims	40638	Same Day Stage	80.00
2023	3527	10/04/2023	Claims	40639	Larry Spencer	164.90
2023	3528	10/04/2023	Claims	40640	Structura Naturals Inc	4,050.00
2023	3529	10/04/2023	Claims	40641	Walter E. Nelson Co.	355.02
2023	3530	10/04/2023	Claims	40642	White Salmon, City Of	9,597.31
2023	3456	10/05/2023	Payroll		Ryan Hardie Adam	2,154.26
2023	3457	10/05/2023	Payroll		Ethan Adkins	1,504.44
2023	3458	10/05/2023	Payroll		Erika Castro-Guzman	2,045.46
2023	3459	10/05/2023	Payroll		Garique W Clifford	4,096.49
2023	3460	10/05/2023	Payroll		Jeffrey Cooper	2,347.31
2023	3461	10/05/2023	Payroll		Andrew Dirks	2,284.29

BANK RECONCILIATION

City Of White Salmon

Time: 08:29:51 Date: 12/06/2023

10/01/2023 To: 10/31/2023

Page: 3

Year	Trans#	Date	Type	Chk#	Vendor	
2023	3462	10/05/2023	Payroll	40613	Patricia F Fink	151.05
2023	3463	10/05/2023	Payroll		Lisa L George	2,109.56
2023	3464	10/05/2023	Payroll	40614	Benjamin C Giant	151.05
2023	3465	10/05/2023	Payroll		Suzanne F Gilmer	91.77
2023	3466	10/05/2023	Payroll		Jason L Hartmann	151.05
2023	3467	10/05/2023	Payroll		Michael L Hepner	3,261.38
2023	3468	10/05/2023	Payroll		William F Hunsaker	2,906.73
2023	3469	10/05/2023	Payroll		Cynthia D Jewell	1,735.78
2023	3470	10/05/2023	Payroll		Marla A Keethler	1,704.07
2023	3471	10/05/2023	Payroll		Jason Kinley	1,723.35
2023	3472	10/05/2023	Payroll		Ross E Lambert	2,871.31
2023	3473	10/05/2023	Payroll		David S Lindley	151.05
2023	3474	10/05/2023	Payroll		Stephanie M Porter	2,642.51
2023	3475	10/05/2023	Payroll		Frank Randall	2,904.73
2023	3476	10/05/2023	Payroll		James A Ransier	151.05
2023	3477	10/05/2023	Payroll		Troy A Rayburn	3,462.14
2023	3478	10/05/2023	Payroll		Troy Rosenberg	1,780.51
2023	3479	10/05/2023	Payroll		William M Sauter	2,415.84
2023	3480	10/05/2023	Payroll	40615	Jess W Wardwell	91.77
2023	3481	10/05/2023	Payroll		AFLAC	74.80
2023	3482	10/05/2023	Payroll		Association Of WA Cities	38,006.94
2023	3483	10/05/2023	Payroll		Internal Revenue Service	15,894.20
2023	3484	10/05/2023	Payroll		LifeSecure Insurance Company	170.77
2023	3485	10/05/2023	Payroll		Oregon Department of Revenue	263.00
2023	3486	10/05/2023	Payroll		Standard Insurance	373.35
2023	3487	10/05/2023	Payroll		WA State Dept Retirement Systems	125.00
2023	3488	10/05/2023	Payroll		WA State Dept Retirement Systems	9,088.24
2023	3489	10/05/2023	Payroll	40616	WSCCCE	675.75
2023	3617	10/05/2023	Payroll		LifeSecure Insurance Company	1,221.60
2023	3618	10/05/2023	Payroll		LifeSecure Insurance Company	410.79
2023	4142	10/05/2023	Claims		Xpress Bill Pay	811.79
2023	4138	10/10/2023	Claims		USDA Rural Development	7,920.00
2023	3709	10/16/2023	Claims		Starlink	120.00
2023	3641	10/18/2023	Claims	40643	Ace Hardware	324.93
2023	3642	10/18/2023	Claims	40644	Anderson Perry & Associates, Inc.	57,575.52
2023	3643	10/18/2023	Claims	40645	Aramark Uniform Services	291.77
2023	3644	10/18/2023	Claims	40646	Aspect Consulting	3,023.75
2023	3645	10/18/2023	Claims	40647	BSK Associates	178.00
2023	3646	10/18/2023	Claims	40648	Yelitza Boots	675.00
2023	3647	10/18/2023	Claims	40649	Brenntag Pacific, Inc	1,751.06
2023	3648	10/18/2023	Claims	40650	Columbia Gorge Training Assn	1,184.00
2023	3649	10/18/2023	Claims	40651	DCG Watershed	4,887.60
2023	3650	10/18/2023	Claims	40652	DataPro Solutions, Inc	135.58
2023	3651	10/18/2023	Claims	40653	Databar	1,561.76
2023	3652	10/18/2023	Claims	40654	Galls, LLC	247.42
2023	3653	10/18/2023	Claims	40655	Hunsaker Oil	961.28
2023	3654	10/18/2023	Claims	40656	Jaques Sharp	1,460.00
2023	3655	10/18/2023	Claims	40657	K & L Industries	6,475.00
2023	3656	10/18/2023	Claims	40658	Klickitat County Health Dept	140.00
2023	3657	10/18/2023	Claims	40659	Michelle Mayfield	150.00
2023	3658	10/18/2023	Claims	40660	Mosier WiNet	400.00
2023	3659	10/18/2023	Claims	40661	NAPA Auto Parts dba of TWGW, Inc	289.64
2023	3660	10/18/2023	Claims	40662	NAPA Auto Parts dba Gorge Auto Parts	246.60
2023	3661	10/18/2023	Claims	40663	NW Natural	149.07
2023	3662	10/18/2023	Claims	40664	Office Depot	308.37
2023	3663	10/18/2023	Claims	40665	One Call Concepts Inc	35.31
2023	3664	10/18/2023	Claims	40666	Onsite Supply House LLC	272.56
2023	3665	10/18/2023	Claims	40667	PUD No 1 Of Klickitat County	4,214.38
2023	3666	10/18/2023	Claims	40668	Peterson CAT Machinery	702.10

BANK RECONCILIATION

City Of White Salmon

Time: 08:29:51 Date: 12/06/2023

10/01/2023 To: 10/31/2023

Page: 4

Year	Trans#	Date	Type	Chk#	Vendor	
2023	3667	10/18/2023	Claims	40669	Public Safety Testing	142.00
2023	3668	10/18/2023	Claims	40670	Radcomp Technologies	7,032.26
2023	3670	10/18/2023	Claims	40672	Shred-it USA LLC	242.74
2023	3672	10/18/2023	Claims	40674	TransUnion Risk & Alternative	80.71
2023	3674	10/18/2023	Claims	40676	Walter E. Nelson Co.	27.14
2023	3675	10/18/2023	Claims	40677	Wilcox & Flegel	5,062.56
2023	3676	10/18/2023	Claims	40678	Xerox Financial Services, LLC	773.65
2023	3677	10/18/2023	Claims	40679	Zaya LLC	1,651.20
2023	3595	10/20/2023	Payroll		Ryan Hardie Adam	1,948.07
2023	3596	10/20/2023	Payroll		Ethan Adkins	1,480.95
2023	3597	10/20/2023	Payroll		Erika Castro-Guzman	2,198.52
2023	3598	10/20/2023	Payroll		Garique W Clifford	3,935.49
2023	3599	10/20/2023	Payroll		Jeffrey Cooper	2,605.57
2023	3600	10/20/2023	Payroll		Andrew Dirks	2,275.77
2023	3601	10/20/2023	Payroll		Lisa L George	2,109.55
2023	3602	10/20/2023	Payroll		Michael L Hepner	3,271.65
2023	3603	10/20/2023	Payroll		William F Hunsaker	2,909.82
2023	3604	10/20/2023	Payroll		Cynthia D Jewell	1,736.16
2023	3605	10/20/2023	Payroll		Jason Kinley	2,342.07
2023	3606	10/20/2023	Payroll		Ross E Lambert	1,847.99
2023	3607	10/20/2023	Payroll		Stephanie M Porter	2,642.84
2023	3608	10/20/2023	Payroll		Frank Randall	3,489.16
2023	3609	10/20/2023	Payroll		Troy A Rayburn	3,462.72
2023	3610	10/20/2023	Payroll		Troy Rosenberg	1,673.68
2023	3611	10/20/2023	Payroll		William M Sauter	2,773.36
2023	3613	10/20/2023	Payroll		Internal Revenue Service	15,700.12
2023	3614	10/20/2023	Payroll		Oregon Department of Revenue	263.00
2023	3615	10/20/2023	Payroll		WA State Dept Retirement Systems	125.00
2023	3616	10/20/2023	Payroll		WA State Dept Retirement Systems	9,201.98
2023	4166	10/23/2023	Claims		USDA Rural Development	16,476.00
2023	3719	10/25/2023	Ser Chge		Mike and Heather Wall	50.91
2023	3720	10/25/2023	Payroll		Department Of Labor & Industries	7,977.69
2023	3723	10/25/2023	Payroll		Employment Security Department	775.30
2023	3724	10/25/2023	Payroll		Oregon Dept. of Revenue - Transit Tax	39.30
2023	3727	10/25/2023	Claims		WA State Dept Revenue/Excise	14,564.71

Total Debits: 607,023.53

Reconciled Bank Balance: 1,242,199.13

2023	3754	10/27/2023	Util Pay	61508	Xpress Bill Pay	123.15
2023	3755	10/27/2023	Util Pay	61509	Xpress Bill Pay	80.00
2023	3757	10/30/2023	Tr Rec	61511	Metro Metals Northwest, Inc.	489.10
2023	3758	10/30/2023	Tr Rec	61512	White Salmon, City Of	65,393.99
2023	3759	10/30/2023	Tr Rec	61513	Wavedivision Holdings, LLC	61.29
2023	3760	10/30/2023	Util Pay	61514	Batch Customer	187.46
2023	3761	10/30/2023	Tr Rec	61515	Metro PCS California, LLC	4.36
2023	3762	10/30/2023	Tr Rec	61516	T-Mobile West LLC, C/o T-Mobile USA, INC	193.61
2023	3765	10/30/2023	Tr Rec	61519	MCI Communications Services, Inc.	3.90
2023	3767	10/30/2023	Tr Rec	61521	Oregon RSA No. 2, Inc	281.03
2023	3768	10/31/2023	Util Pay	61522	Batch Customer	600.38
2023	3769	10/31/2023	Tr Rec	61523	Columbia Cascade Housing	100.00
2023	3770	10/31/2023	Tr Rec	61524	Spectrum Advanced Services, LLC	261.26
2023	3771	10/31/2023	Tr Rec	61525	Spectrum Pacific West, LLC	1,459.64
2023	3772	10/31/2023	Tr Rec	61526	AT&T Corp	1.43
2023	3773	10/31/2023	Tr Rec	61527	New Cingular Wireless, PCS, LLS	289.16
2023	3774	10/30/2023	Util Pay	61528	Xpress Bill Pay	95.10
2023	3775	10/30/2023	Util Pay	61529	Xpress Bill Pay	114.00
2023	3776	10/31/2023	Util Pay	61530	Xpress Bill Pay	1,111.35
2023	3777	10/31/2023	Util Pay	61531	Xpress Bill Pay	1,098.45
2023	3778	10/31/2023	Util Pay	61532	Xpress Bill Pay	128.68

BANK RECONCILIATION

City Of White Salmon

Time: 08:29:51 Date: 12/06/2023

10/01/2023 To: 10/31/2023

Page: 5

2023	3779	10/31/2023	Util Pay	61533	Xpress Bill Pay	267.48
Outstanding Credits:						-72,344.82
2016	1220	03/16/2016	Claims	31118	Huard C/O Brad Huard, Cecelia Joan	6.20
2017	8301	11/01/2017	Claims	33126	Hill, David & Angela	87.43
2018	768	02/07/2018	Claims	33497	Wuollet, Renee	11.38
2018	1201	03/07/2018	Claims	33577	Parker, Chris	3.17
2018	3179	06/20/2018	Claims	33915	Pretorius, Lourens and Monette	16.96
2018	7272	09/05/2018	Payroll	34156	Vargas, Savannah	49.10
2018	7524	09/20/2018	Payroll	34222	Vargas, Savannah	20.68
2018	8618	12/05/2018	Payroll	34449	Heredia, Angelina	27.70
2019	2627	06/05/2019	Claims	35066	Stiffler, Christopher	168.00
2019	3568	08/07/2019	Claims	35245	Long, Mark	179.21
2020	1811	05/06/2020	Claims	36098	Lisa Doslu, Trustee, James B Roberson Trust	10.38
2021	218	01/20/2021	Claims	36799	Hood, Thomas	4.71
2021	228	01/20/2021	Claims	36809	Schwab, Jennifer	49.19
2021	232	01/20/2021	Claims	36813	Zallen, Garret	0.05
2021	1733	05/19/2021	Claims	37101	Kyte, Nora B.	3.34
2021	3458	10/06/2021	Claims	37455	Ernie's Locks & Keys LLC	325.00
2021	4396	12/20/2021	Payroll	37678	Stiffler, Christopher	27.70
2023	57	01/04/2023	Claims	38767	Springbrook Holding Company LLC	
2023	2372	07/05/2023	Claims	40335	Hinman, Chad	150.00
2023	2903	08/16/2023	Claims	40451	Adam, Ryan Hardie	24.71
2023	3321	09/20/2023	Claims	40566	Blake, Jonathan and Martha	144.81
2023	3325	09/20/2023	Claims	40570	Carrier, David	5.24
2023	3335	09/20/2023	Claims	40580	Griebeling, John	5.89
2023	3341	09/20/2023	Claims	40586	Lois Camp Estate	24.28
2023	3343	09/20/2023	Claims	40588	Morrissey and Masa Bauer, Ryan	9.07
2023	3360	09/20/2023	Claims	40605	Wright, Peter	18.26
2023	3669	10/18/2023	Claims	40671	Republic Services #487	655.19
2023	3671	10/18/2023	Claims	40673	Sound Uniform Solutions	519.76
2023	3673	10/18/2023	Claims	40675	WA Department of Transportation, Southwest Region	150.00
2023	3721	10/25/2023	Payroll		Employment Security Department - PFMLA	1,623.49
2023	3722	10/25/2023	Payroll		Employment Security Department - PFMLA	2,343.68
2023	3728	10/25/2023	Claims	40685	Bingen, City Of	31,848.07
2023	3729	10/25/2023	Claims	40686	Blue Mountain Networks LLC	976.11
2023	3730	10/25/2023	Claims	40687	CenturyLink	1,397.21
2023	3731	10/25/2023	Claims	40688	Klickitat County Prosecutor	2.92
2023	3732	10/25/2023	Claims	40689	Knapp, O'Dell & Macpherson PLLC	4,325.00
2023	3733	10/25/2023	Claims	40690	US Bank	5,412.69
2023	3734	10/25/2023	Claims	40691	Verizon Wireless	1,118.42
2023	3735	10/25/2023	Claims	40692	WA State Treas. Cash Mgmt Dept	88.19
2023	3736	10/25/2023	Claims	40693	White Salmon, City Of	65,393.99
Outstanding Debits:						117,227.18
Reconciled Book Balance:						1,197,316.77

BANK RECONCILIATION

City Of White Salmon

Time: 08:30:28 Date: 12/06/2023

10/01/2023 To: 10/31/2023

Page: 1

2 State Pool

Date	Balance Forward	4,822,083.01
10/31/2023		<u>22,105.05</u>
	Total Credits:	22,105.05

Year	Trans#	Date	Type	Chk#	Vendor	
					Total Debits:	<u>0.00</u>
					Reconciled Bank Balance:	4,844,188.06
					Outstanding Credits:	<u> </u>
					Outstanding Debits:	<u> </u>
					Reconciled Book Balance:	<u>4,844,188.06</u>

BANK RECONCILIATION

City Of White Salmon

Time: 08:30:37 Date: 12/06/2023

10/01/2023 To: 10/31/2023

Page: 1

3 Petty Cash

Date	Balance Forward	25.00
------	-----------------	-------

Total Credits:	0.00
----------------	------

Year	Trans#	Date	Type	Chk#	Vendor
------	--------	------	------	------	--------

Total Debits:	0.00
---------------	------

Reconciled Bank Balance:	25.00
--------------------------	-------

Outstanding Credits:	
----------------------	--

Outstanding Debits:	
---------------------	--

Reconciled Book Balance:	25.00
---------------------------------	--------------

BANK RECONCILIATION

City Of White Salmon

Time: 08:30:50 Date: 12/06/2023

10/01/2023 To: 10/31/2023

Page: 1

4 Cash Drawer 1

Date Balance Forward 150.00

Total Credits: 0.00

Year Trans# Date Type Chk# Vendor

Total Debits: 0.00

Reconciled Bank Balance: 150.00

Outstanding Credits: _____

Outstanding Debits: _____

Reconciled Book Balance: 150.00

BANK RECONCILIATION

City Of White Salmon

Time: 08:31:01 Date: 12/06/2023

10/01/2023 To: 10/31/2023

Page: 1

5 Cash Drawer 2

Date Balance Forward 150.00

Total Credits: 0.00

Year Trans# Date Type Chk# Vendor

Total Debits: 0.00

Reconciled Bank Balance: 150.00

Outstanding Credits: _____

Outstanding Debits: _____

Reconciled Book Balance: 150.00

**City of White Salmon
Budget Summary Report
As of October 31, 2023**

	Budget Revenue	Year-To-Date Revenue	Remaining	% of Total Budget 83.33%	Budget Expenditures	Year-To Date Expenditures	Remaining	% of Total Budget 83.33%
001 Current Expense								
Finance					516,103.00	471,391.59	44,711.41	91.34%
Central Services (HR)					65,570.00	61,637.49	3,932.51	94.00%
General Government					153,831.00	71,694.21	82,136.79	46.61%
Building					172,272.00	155,344.33	16,927.67	90.17%
Community Services					1,142,952.00	596,533.31	546,418.69	52.19%
Planning					331,920.00	243,832.82	88,087.18	73.46%
Park					286,898.00	162,611.00	124,287.00	56.68%
Police					1,291,388.00	958,569.56	332,818.44	74.23%
Fire					139,166.00	99,215.01	39,950.99	71.29%
001 Current Expense	3,251,610.00	2,469,756.87	781,853.13	75.95%	4,100,100.00	2,820,829.32	1,279,270.68	68.80%
101 Street Fund	938,109.00	293,030.36	645,078.64	31.24%	1,125,594.00	575,846.71	549,747.29	51.16%
108 Municipal Capital Imp. Fund	72,249.00	76,228.86	-3,979.86	105.51%	174,079.00	4,325.95	169,753.05	2.49%
110 Fire Reserve Fund	40,855.00	35,801.29	5,053.71	87.63%	0.00	0.00	0.00	0.00%
112 General Fund Reserve	15,708.00	14,806.31	901.69	94.26%	0.00	0.00	0.00	0.00%
121 Police Vehicle Reserve Fund	3,585.00	3,378.92	206.08	94.25%	70,118.00	70,117.05	0.95	100.00%
302 Transportation Improvement (TBD)	0.00	12,982.51	-12,982.51	0.00%	0.00	0.00	0.00	0.00%
303 Hotel/Motel Tax	80,425.00	68,796.32	11,628.68	85.54%	95,537.00	37,475.50	58,061.50	39.23%
307 New Pool Construction Fund	35,000.00	29,374.01	5,625.99	83.93%	0.00	0.00	0.00	0.00%
401 Water Fund	2,407,227.00	2,142,964.27	264,262.73	89.02%	2,393,960.00	1,816,586.63	577,373.37	75.88%
402 Wastewater Collection Fund	1,115,243.00	937,491.44	177,751.56	84.06%	1,123,755.00	927,077.64	196,677.36	82.50%
408 Water Reserve Fund	2,372,447.00	342,361.86	2,030,085.14	14.43%	2,228,584.00	102,079.72	2,126,504.28	4.58%
409 Wastewater Reserve Fund	212,312.00	181,236.92	31,075.08	85.36%	205,707.00	113,816.73	91,890.27	55.36%


City of White Salmon
 Budget Summary Report
 As of October 31, 2023

	Budget Revenue	Year-To-Date Revenue	Remaining	% of Total Budget 83.33%	Budget Expenditures	Year-To Date Expenditures	Remaining	% of Total Budget 83.33%
412 Water Rights Acquisition Fund	192,078.00	153,308.11	38,769.89	79.82%	123,985.00	61,992.12	61,992.88	50.00%
413 Water Bond Redemption Fund	114,482.00	95,725.41	18,756.59	83.62%	111,518.00	95,676.00	15,842.00	85.79%
414 Wastewater Bond Redemption Fund	0.00	0.00	0.00	0.00%	0.00	0.00	0.00	0.00%
415 Water Bond Reserve Fund	19,251.00	16,666.27	2,584.73	86.57%	0.00	0.00	0.00	0.00%
416 Wastewater Bond Reserve Fund	3,452.00	3,254.20	197.80	94.27%	0.00	0.00	0.00	0.00%
417 Treatment Plant Reserve Fund	27,092.00	17,140.32	9,951.68	63.27%	0.00	0.00	0.00	0.00%
418 Water Short Lived Asset Reserve Fund	137,180.00	116,191.69	20,988.31	84.70%	394,725.00	84,206.71	310,518.29	21.33%
420 USDA Rural Develop. Jewett Water	7,520,100.00	1,384,514.87	6,135,585.13	18.41%	7,670,600.00	1,468,158.00	6,202,442.00	19.14%
601 Remittances	5,191.00	2,593.49	2,597.51	49.96%	5,191.00	2,585.68	2,605.32	49.81%
Total	18,563,596.00	8,397,604.30	10,165,991.70	45.24%	19,823,453.00	8,180,773.76	11,642,679.24	41.27%

Note: Revenue does not include beginning balances and expenditures do not include ending balances

File Attachments for Item:

3. November 2023 Treasurer Report



City of White Salmon
November 2023
Budget Report

TREASURER'S REPORT

Fund Totals

City Of White Salmon

11/01/2023 To: 11/30/2023

Time: 12:16:33 Date: 12/12/2023

Page: 2

Fund	Previous Balance	Revenue	Expenditures	Ending Balance	Claims Clearing	Payroll Clearing	Outstanding Deposits	Adjusted Ending Balance
001 Current Expense	1,041,335.33	224,326.53	194,874.76	1,070,787.10	16,198.72	198.54	-15,000.98	1,072,183.38*
101 Street Fund	-35,182.34	25,044.62	317,586.74	-327,724.46	348.51	0.00	0.00	-327,375.95*
108 Municipal Capital Imp Fund	540,055.34	8,328.59		548,383.93	0.00	0.00	0.00	548,383.93
110 Fire Reserve Fund	375,305.69	3,668.70		378,974.39	0.00	0.00	0.00	378,974.39
112 General Fund Reserve	359,889.51	1,611.31		361,500.82	0.00	0.00	0.00	361,500.82
121 Police Vehicle Reserve Fund	86,445.35	367.71		86,813.06	0.00	0.00	0.00	86,813.06
302 Transportation Improvement Fund	12,982.51	6,999.09		19,981.60	0.00	0.00	0.00	19,981.60
303 Hotel/Motel Taxes	206,807.88	8,275.55		215,083.43	0.00	0.00	0.00	215,083.43
307 New Pool Construction Fund	31,937.97	3,020.13		34,958.10	0.00	0.00	0.00	34,958.10
401 Water Fund	591,215.53	233,076.13	101,755.49	722,536.17	1,848.08	0.00	-3,779.78	720,604.47*
402 Wastewater Collection Fund	272,555.30	94,701.16	35,331.41	331,925.05	441.25	0.00	-2,890.96	329,475.34*
408 Water Reserve Fund	395,318.88	28,592.67	13,969.35	409,942.20	0.00	0.00	0.00	409,942.20
409 Wastewater Reserve Fund	652,670.19	18,188.61	4,771.47	666,087.33	0.00	0.00	0.00	666,087.33
412 Water Rights Acquisition Fund	469,340.90	15,405.13		484,746.03	-4.05	0.00	-358.81	484,383.17
413 Water Bond Redemption Fund	65,312.56	9,597.20	7,920.00	66,989.76	0.00	0.00	0.00	66,989.76
414 Wastewater Bond Redemption Fund	11,525.27	0.00		11,525.27	0.00	0.00	0.00	11,525.27
415 Water Bond Reserve Fund	123,757.76	1,752.30		125,510.06	0.00	0.00	0.00	125,510.06
416 Wastewater Bond Reserve Fund	79,093.15	354.14		79,447.29	0.00	0.00	0.00	79,447.29
417 Treatment Plant Reserve Fund	383,134.58	1,702.07		384,836.65	0.00	0.00	0.00	384,836.65
418 Water Short Lived Asset Reserve Fund	311,342.00	12,054.29	13,446.78	309,949.51	0.00	0.00	0.00	309,949.51
420 USDA Rural Development - Jewett Water Main Improvements	66,856.87	811,261.51	836,932.63	41,185.75	0.00	0.00	0.00	41,185.75
601 Remittances	7.81	93.87		101.68	0.00	0.00	-6.50	95.18
	6,041,708.04	1,508,421.31	1,526,588.63	6,023,540.72	18,832.51	198.54	-22,037.03	6,020,534.74

TREASURER'S REPORT

Account Totals

City Of White Salmon

11/01/2023 To: 11/30/2023

Time: 12:16:33 Date: 12/12/2023

Page: 3

Cash Accounts		Beg Balance	Deposits	Withdrawals	Ending	Outstanding Rec	Outstanding Exp	Adj Balance
1	Checking Account	1,197,194.98	1,418,369.57	1,458,175.34	1,157,389.21	-22,037.03	19,108.74	1,154,460.92
3	Petty Cash	25.00	0.00	0.00	25.00	0.00	0.00	25.00
4	Cash Drawer 1	150.00	0.00	0.00	150.00	0.00	0.00	150.00
5	Cash Drawer 2	150.00	0.00	0.00	150.00	0.00	0.00	150.00
Total Cash:		1,197,519.98	1,418,369.57	1,458,175.34	1,157,714.21	-22,037.03	19,108.74	1,154,785.92
Investment Accounts		Beg Balance	Deposits	Withdrawals	Ending	Outstanding Rec	Outstanding Exp	Adj Balance
2	State Pool	4,844,188.06	21,638.45	0.00	4,865,826.51	0.00	0.00	4,865,826.51
Total Investments:		4,844,188.06	21,638.45	0.00	4,865,826.51	0.00	0.00	4,865,826.51
		6,041,708.04	1,440,008.02	1,458,175.34	6,023,540.72	-22,037.03	19,108.74	6,020,612.43

TREASURER'S REPORT
Fund Investments By Account

City Of White Salmon

11/01/2023 To: 11/30/2023

Time: 12:16:33 Date: 12/12/2023

Page: 4

Fund Totals:	Previous Balance	Purchases	Interest	Total Investments	Liquidated	Ending Balance
001 000 Current Expense	803,023.73		3,595.57	3,595.57		806,619.30
101 000 Street Fund	134,342.39		601.52	601.52		134,943.91
108 000 Municipal Capital Imp Fund	458,594.30		2,053.37	2,053.37		460,647.67
110 000 Fire Reserve Fund	354,071.72		1,585.37	1,585.37		355,657.09
112 000 General Govt Reserve Fund	359,864.34		1,611.31	1,611.31		361,475.65
121 000 Police Vehicle Reserve Fund	82,123.79		367.71	367.71		82,491.50
303 000 Hotel/Motel Taxes	162,990.96		729.80	729.80		163,720.76
307 000 New Pool Construction Fund	23,107.31		103.46	103.46		23,210.77
401 000 Water Fund	205,884.21		921.85	921.85		206,806.06
402 000 Wastewater Collection Fund	214,031.67		958.34	958.34		214,990.01
408 000 Water Reserve Fund	108,413.28		485.42	485.42		108,898.70
409 000 Wastewater Reserve Fund	609,807.73		2,730.44	2,730.44		612,538.17
412 000 Water Rights Acquisition Fund	365,352.09		1,635.88	1,635.88		366,987.97
413 000 Water Bond Redemption Fund	67,900.62		304.03	304.03		68,204.65
415 000 Water Bond Reserve Fund	119,720.26		536.05	536.05		120,256.31
416 000 Wastewater Bond Reserve Fund	79,092.72		354.14	354.14		79,446.86
417 000 Treatment Plant Reserve Fund	380,134.58		1,702.07	1,702.07		381,836.65
418 000 Water Short Lived Asset Reserve Fund	304,207.83		1,362.12	1,362.12		305,569.95
2 - State Pool	<u>4,832,663.53</u>	<u>0.00</u>	<u>21,638.45</u>	<u>21,638.45</u>		<u>4,854,301.98</u>
	<u>4,832,663.53</u>	<u>0.00</u>	<u>21,638.45</u>	<u>21,638.45</u>		<u>4,854,301.98</u>

TREASURER'S REPORT

Fund Investment Totals

City Of White Salmon

11/01/2023 To: 11/30/2023

Time: 12:16:33 Date: 12/12/2023

Page: 5

Fund Totals:	Previous Balance	Purchases	Interest	Ttl Investments	Liquidated	Investment Bal	Available Cash
001 Current Expense	803,023.73		3,595.57	3,595.57		806,619.30	264,167.80
101 Street Fund	134,342.39		601.52	601.52		134,943.91	-462,668.37
108 Municipal Capital Imp Fund	458,594.30		2,053.37	2,053.37		460,647.67	87,736.26
110 Fire Reserve Fund	354,071.72		1,585.37	1,585.37		355,657.09	23,317.30
112 General Fund Reserve	359,864.34		1,611.31	1,611.31		361,475.65	25.17
121 Police Vehicle Reserve Fund	82,123.79		367.71	367.71		82,491.50	4,321.56
302 Transportation Improvement Fund						0.00	19,981.60
303 Hotel/Motel Taxes	162,990.96		729.80	729.80		163,720.76	51,362.67
307 New Pool Construction Fund	23,107.31		103.46	103.46		23,210.77	11,747.33
401 Water Fund	205,884.21		921.85	921.85		206,806.06	515,730.11
402 Wastewater Collection Fund	214,031.67		958.34	958.34		214,990.01	116,935.04
408 Water Reserve Fund	108,413.28		485.42	485.42		108,898.70	301,043.50
409 Wastewater Reserve Fund	609,807.73		2,730.44	2,730.44		612,538.17	53,549.16
412 Water Rights Acquisition Fund	365,352.09		1,635.88	1,635.88		366,987.97	117,758.06
413 Water Bond Redemption Fund	67,900.62		304.03	304.03		68,204.65	-1,214.89
414 Wastewater Bond Redemption Fund						0.00	11,525.27
415 Water Bond Reserve Fund	119,720.26		536.05	536.05		120,256.31	5,253.75
416 Wastewater Bond Reserve Fund	79,092.72		354.14	354.14		79,446.86	0.43
417 Treatment Plant Reserve Fund	380,134.58		1,702.07	1,702.07		381,836.65	3,000.00
418 Water Short Lived Asset Reserve Fund	304,207.83		1,362.12	1,362.12		305,569.95	4,379.56
420 USDA Rural Development - Jewett Water						0.00	41,185.75
Main Improve						0.00	101.68
601 Remittances						0.00	101.68
	4,832,663.53		21,638.45	21,638.45		4,854,301.98	1,169,238.74

Ending fund balance (Page 1) - Investment balance = Available cash.

6,023,540.72

TREASURER'S REPORT

Outstanding Vouchers

11/01/2023 To: 11/30/2023

As Of: 11/30/2023 Date: 12/12/2023

Time: 12:16:33 Page: 6

City Of White Salmon

Year	Trans#	Date	Type	Acct#	War#	Vendor	Amount	Memo
2023	4059	11/27/2023	Util Pay	1		Xpress Bill Pay	2,728.88	Xpress Import - EFT - 11-27-2023__daily_batch.csv
2023	4177	11/27/2023	Tr Rec	1		Permitting Customer	524.70	SmartGov Payments
2023	4065	11/28/2023	Util Pay	1		Xpress Bill Pay	519.48	Xpress Import - EFT - 11-28-2023__daily_batch.csv
2023	4066	11/28/2023	Util Pay	1		Xpress Bill Pay	77.72	Xpress Import - Metavante - 11-28-2023__daily_batch.csv
2023	4067	11/28/2023	Util Pay	1		Xpress Bill Pay	274.47	Xpress Import - iPay - 11-28-2023__daily_batch.csv
2023	4068	11/28/2023	Util Pay	1		Xpress Bill Pay	144.81	Xpress Import - CheckFree - 11-28-2023__daily_batch.csv
2023	4070	11/29/2023	Tr Rec	1		Ruhlin, Mike	10.00	
2023	4071	11/29/2023	Util Pay	1		Xpress Bill Pay	435.39	Xpress Import - CC - 11-29-2023__daily_batch.csv
2023	4072	11/29/2023	Util Pay	1		Xpress Bill Pay	146.12	Xpress Import - EFT - 11-29-2023__daily_batch.csv
2023	4073	11/29/2023	Util Pay	1		Xpress Bill Pay	80.00	Xpress Import - Metavante - 11-29-2023__daily_batch.csv
2023	4282	11/29/2023	Tr Rec	1		Permitting Customer	-60.00	Refund of Permit - BU23-00023
2023	4074	11/30/2023	Util Pay	1		Batch Customer	81.17	
2023	4075	11/30/2023	Tr Rec	1		MCI Communications Services, Inc.	3.91	Telephone Utility Tax - October 2023
2023	4076	11/30/2023	Tr Rec	1		PUD No 1 Of Klickitat County	10,555.05	Electric Utility Tax - October 2023
2023	4077	11/30/2023	Tr Rec	1		Permitting Customer	1,274.65	
2023	4078	11/30/2023	Tr Rec	1		Lewis, Joshua	685.65	
2023	4079	11/30/2023	Tr Rec	1		Lexis Nexis	1.20	
2023	4080	11/30/2023	Util Pay	1		Xpress Bill Pay	1,596.36	Xpress Import - CC - 11-30-2023__daily_batch.csv
2023	4081	11/30/2023	Util Pay	1		Xpress Bill Pay	831.15	Xpress Import - EFT - 11-30-2023__daily_batch.csv
2023	4082	11/30/2023	Util Pay	1		Xpress Bill Pay	114.00	Xpress Import - CheckFree - 11-30-2023__daily_batch.csv
2023	4179	11/30/2023	Tr Rec	1		Permitting Customer	2,012.32	SmartGov Payments
Receipts Outstanding:							22,037.03	
2016	1220	03/16/2016	Claims	1	31118	Cecelia Joan Huard C/O Brad Huard	6.20	Refund inactive customer credit balance
2017	8301	11/01/2017	Claims	1	33126	David & Angela Hill	87.43	041725.1 - 393 NECHERRY ST
2018	768	02/07/2018	Claims	1	33497	Renee Wuollet	11.38	020675.0 - 560 NECENTER PL
2018	1201	03/07/2018	Claims	1	33577	Chris Parker	3.17	040127.2 - 705 NECHURCH PLACE # E
2018	3179	06/20/2018	Claims	1	33915	Lourens and Monette Pretorius	16.96	053189.0 - 17 ANNIE LANE
2018	7272	09/05/2018	Payroll	1	34156	Savannah Vargas	49.10	Aug Payroll #2
2018	7524	09/20/2018	Payroll	1	34222	Savannah Vargas	20.68	Sept Payroll #1
2018	8618	12/05/2018	Payroll	1	34449	Angelina Heredia	27.70	Nov Payroll #2
2019	2627	06/05/2019	Claims	1	35066	Christopher Stiffler	168.00	Reimburse - Wildland Firefighter Exam Fee
2019	3568	08/07/2019	Claims	1	35245	Mark Long	179.21	071525.2 - 1196 WJEWETT BLVD 1198 - Refund Credit Balance On Utility Acct #4750
2020	1811	05/06/2020	Claims	1	36098	James B Roberson Trust Lisa Doslu, Trustee	10.38	062750.0 - 625 SWWAUBISH ST- Credit Balance Refund
2021	218	01/20/2021	Claims	1	36799	Thomas Hood	4.71	073225.0 - 1180 SWTHORNTON DR - Utility Account 5592 Credit Balance Refund

TREASURER'S REPORT

Outstanding Vouchers

11/01/2023 To: 11/30/2023

As Of: 11/30/2023 Date: 12/12/2023
Time: 12:16:33 Page: 7

City Of White Salmon

Year	Trans#	Date	Type	Acct#	War#	Vendor	Amount	Memo
2021	228	01/20/2021	Claims	1	36809	Jennifer Schwab	49.19	064200.1 - 366 SWEYRIE RD - Utility Account 5929 Credit Balance Refund
2021	232	01/20/2021	Claims	1	36813	Garret Zallen	0.05	022650.3 - 645 NEGRANDVIEW BLVD - Utility Account 1204 Credit Balance Refund
2021	1733	05/19/2021	Claims	1	37101	Nora B. Kyte	3.34	011450.0 - 552 SEOAK ST - Credit Balance Refund
2021	3458	10/06/2021	Claims	1	37455	Ernie's Locks & Keys LLC	325.00	Park - Locksmithing
2021	4396	12/20/2021	Payroll	1	37678	Christopher Stiffler	27.70	Dec Payroll #2
2023	2372	07/05/2023	Claims	1	40335	Chad Hinman	150.00	Park Use Deposit Refund - Chad Hinman - Event date 06.17.23 - Receipt 99742
2023	2903	08/16/2023	Claims	1	40451	Ryan Hardie Adam	24.71	Reissue of check #38665 - PW Meal Tavel and Training
2023	3321	09/20/2023	Claims	1	40566	Jonathan and Martha Blake	144.81	062250.0 - 396 WJEWETT BLVD-Credit Balance Refund
2023	3325	09/20/2023	Claims	1	40570	David Carrier	5.24	074700.0 - 48 LAKEVIEW RD-Credit Balance Refund
2023	3335	09/20/2023	Claims	1	40580	John Griebing	5.89	030800.0 - 350 NWMICHIGAN AVE-Credit Balance Refund
2023	3341	09/20/2023	Claims	1	40586	Lois Camp Estate	24.28	043075.0 - 760 NWMICHIGAN AVE-Credit Balance Refund
2023	3343	09/20/2023	Claims	1	40588	Ryan Morrissey and Masa Bauer	9.07	060670.0 - 108 NWALTA VISTA DR-Credit Balance Refund
2023	3360	09/20/2023	Claims	1	40605	Peter Wright	18.26	041325.0 - 412 NEWISCONSIN ST-Credit Balance Refund
2023	3732	10/25/2023	Claims	1	40689	Knapp, O'Dell & Macpherson PLLC	4,325.00	Attorney Services - September 2023
2023	3784	11/01/2023	Claims	1	40697	Columbia Gorge News, LLC	918.00	Legal Advertising - #780 Proposed Ordinance 2023-09-1149; Legal Advertising - #786 Ordinance 2023-09-1141; Legal Advertising - #794 Public Notice SEPA water plan; Legal Advertising - #789 Notice of pu
2023	3787	11/01/2023	Claims	1	40700	Fox Erosion Control	200.00	Fire Hydrant Permit Deposit Refund - 06.08.23 - Fox Erosion Control
2023	3811	11/01/2023	Claims	1	40724	Reynier, Ron Atty At Law	1,400.00	City Prosecuting Agreement - November 2023
2023	3829	11/06/2023	Payroll	1	40731	Patricia F Fink	151.05	November Payroll #1
2023	3942	11/15/2023	Claims	1	40744	Columbia Gorge News, LLC	195.50	Legal Advertising - #826 Notice of Public Hearing Housing Code Updates; Legal Advertising - #815 Proposed Ordinance 2023-11-1151; Legal Advertising - #822 Notice of Ordinance Adoption 2023-11-1150

TREASURER'S REPORT

Outstanding Vouchers

11/01/2023 To: 11/30/2023

As Of: 11/30/2023 Date: 12/12/2023

Time: 12:16:33 Page: 8

City Of White Salmon

Year	Trans#	Date	Type	Acct#	War#	Vendor	Amount	Memo
2023	3945	11/15/2023	Claims	1	40747	Extreme Products	919.00	Police - Uniform & Police Equipment - Uniform jacket & badges
2023	3954	11/15/2023	Claims	1	40756	Propio LS LLC	91.08	Police - Investigation - Telephone Interpretation
2023	3956	11/15/2023	Claims	1	40758	Republic Services #487	756.13	Garbage Service - October 2023
2023	3957	11/15/2023	Claims	1	40759	Same Day Stage	160.00	Water - Sample Shipping Service - October 2023; Water - Sample Shipping Service - October 2023
2023	3961	11/15/2023	Claims	1	40763	Structura Naturals Inc	1,912.50	Planning - Implementatoin of Housing Action Plan
2023	4022	11/21/2023	Claims	1	40770	US Bank	5,561.54	October 2023 Credit Card Statement
2023	4023	11/21/2023	Claims	1	40771	Verizon Wireless	1,146.48	Verizon Wireless - November 2023
							19,108.74	

Fund	Claims	Payroll	Total
001 Current Expense	16,198.72	198.54	16,397.26
101 Street Fund	348.51	0.00	348.51
107	0.00	77.69	77.69
401 Water Fund	1,848.08	0.00	1,848.08
402 Wastewater Collection Fund	441.25	0.00	441.25
412 Water Rights Acquisition Fund	-4.05	0.00	-4.05
	18,832.51	276.23	19,108.74

TREASURER'S REPORT

Signature Page

City Of White Salmon

11/01/2023 To: 11/30/2023

Time: 12:16:33 Date: 12/12/2023

Page: 9

We the undersigned officers for the City of White Salmon have reviewed the foregoing report and acknowledge that to the best of our knowledge this report is accurate and true:

Signed: _____ Signed: _____
Clerk/Treasurer / Date Chairman Budget Committee / Date

City of White Salmon

November 2023 Treasurer's Report Reconciliation

	Revenue	Expenditures	
	1,508,421.31	1,526,588.63	
Treasurer's Receipts	1,111,282.70	1,264,763.67	Claims
Utility Receipts	328,725.32	193,268.60	Payroll
Interfund Transfers	69,767.01	69,767.01	Interfund Transfers
Service Charge	0.00	10.00	Service Charge -Return Check Fee
Service Charge	0.00	10.00	Service Charge -Return Check Fee
Service Charge	0.00	5.00	Service Charge - Wirew Fee
Revenue to Expenditure	-685.65	-685.65	Revenue to Expenditure-Emp Medical Repayment
Revenue to Expenditure	-150.00	-150.00	Revenue to Expenditure-Park Deposit
Service Charge (NSF)	-118.07	0.00	Insufficient Funds
Stop Payment	0.00	0.00	Stop Payment
Expenditure to Revenue	-200.00	-200.00	Expenditure to Revenue-Hydrant Permit Deposit Refund
Expenditure to Revenue	-200.00	-200.00	Expenditure to Revenue-Hydrant Permit Deposit Refund
	1,508,421.31	1,526,588.63	
	0.00	0.00	

City of White Salmon

2023 November Treasurer's Report Reconciliation to Bank Statements

Treasurer's Report Ending Balance	6,023,540.72
Treasurer's Report Adjusted Ending Balance	6,020,534.74
Columbia State Bank (Cash)	1,154,582.71
US Bank (Time Value - Investment)	0.00
WA State Treasurer (State Pool - Investment)	4,865,826.51
Petty Cash	25.00
Drawer 1	150.00
Drawer 2	150.00
Drawer 3	0.00
Total Cash and Investments	6,020,734.22
Less Outstanding Checks (Treasurer's Report)	-19,108.74
Plus Outstanding Deposits (Page 1 of Treasurer's Report)	22,037.03
Bank Statement Adjusted Ending Balance	6,023,662.51
Difference*	121.79

*Overage from August \$121.79- Utility Payment was taken through Xpress Bill Pay but the wrong account number was used. It was received in August as revenue, but account not found until December to apply payment.

www.fsbwa.com

Branch Office
White Salmon
509-493-2500

Statement Period: 11-01-2023 to 11-30-2023

CITY OF WHITE SALMON
PO BOX 2139
WHITE SALMON WA 98672-2139



19-Month CD
Available today thru Dec. 29, 2023

5.19% APY¹
relationship rate²

4.44% APY¹
non-relationship rate

Summary of Deposit Account Activity

	Account #	Beginning Balance	Withdrawals/ Service Charges*	Deposits	Dividends/ Interest	Ending Balance
PF - WA 1st Business CHK	10012469	1,242,199.13	1,556,293.78	1,468,677.36	0.00	1,154,582.71

Deposit Account Activity

PF - WA 1st Business CHK - 10012469

0.00% Annual Percentage Yield Earned for this account

Deposits

Date	Amount	Transaction Description
11/01	95.10	External Deposit PAYMENTECH - DEPOSIT 5708363
11/01	66,614.74	Deposit
11/01	2,611.87	Deposit
11/01	811,261.51	Wire Transfer Deposit Incoming Wire 70367009 CASHMERE VALLEY BANK
11/02	203.15	External Deposit CITY OF WHITE SA - CREDITS 207186759
11/02	1,211.35	External Deposit PAYMENTECH - DEPOSIT 5708363
11/02	315.05	Deposit
11/03	114.00	External Deposit CITY OF WHITE SA - CREDITS 207240415
11/03	200.00	External Deposit WA ST TREASURER - REV DISTRIBUTION 2530
11/03	4,766.00	External Deposit PAYMENTECH - DEPOSIT 5708363
11/03	30,014.52	Deposit
11/06	1,494.61	External Deposit CITY OF WHITE SA - CREDITS 207283139
11/06	3,561.72	External Deposit PAYMENTECH - DEPOSIT 5708363
11/06	952.24	Deposit
11/07	50.00	External Deposit WA ST TREASURER - REV DISTRIBUTION 2530
11/07	471.86	External Deposit PAYMENTECH - DEPOSIT 5708363
11/07	779.76	External Deposit PAYMENTECH - DEPOSIT 5708363
11/07	1,164.19	External Deposit PAYMENTECH - DEPOSIT 5708363
11/07	1,750.99	External Deposit CITY OF WHITE SA - CREDITS 207356022
11/07	6,220.90	Deposit
11/08	955.62	External Deposit PAYMENTECH - DEPOSIT 5708363
11/08	1,675.22	External Deposit CITY OF WHITE SA - CREDITS 207443705

¹ APY (Annual Percentage Yield) is effective 10/10/23. Minimum opening deposit for the 7-month and 19-month CD requires \$25,000.00 in new money and can be combined with other funds on deposit at the Bank. New money is defined as funds from another institution (not 1st Security Bank). Maximum CD opening deposit amount is \$240,000.00. Fees may reduce earnings on your account. Early withdrawal penalty may apply.

² Relationship is defined as opening and using a consumer or business checking account with 1st Security Bank.

Deposit Account Activity (continued)

Date	Amount	Transaction Description
11/08	2,041.23	Deposit
11/09	329.17	External Deposit WA ST TREASURER - REVDISTRIB 2530
11/09	769.51	External Deposit WA ST COMMERCE 1030231107CW87400000 - VENDOR PAY 490633!
11/09	1,035.74	External Deposit CITY OF WHITE SA - CREDITS 207497580
11/09	3,749.91	External Deposit PAYMENTECH - DEPOSIT 5708363
11/09	3,021.90	Deposit
11/10	1,176.75	External Deposit PAYMENTECH - DEPOSIT 5708363
11/13	1,158.64	External Deposit CITY OF WHITE SA - CREDITS 207555542
11/13	1,378.71	External Deposit PAYMENTECH - DEPOSIT 5708363
11/13	4,126.31	External Deposit CITY OF WHITE SA - CREDITS 207627735
11/13	5,191.61	Deposit
11/14	82.48	External Deposit PAYMENTECH - DEPOSIT 5708363
11/14	853.83	External Deposit PAYMENTECH - DEPOSIT 5708363
11/14	1,148.19	External Deposit PAYMENTECH - DEPOSIT 5708363
11/14	12,135.37	Deposit
11/15	294.18	External Deposit PAYMENTECH - DEPOSIT 5708363
11/15	570.83	External Deposit WA ST TREASURER - REVDISTRIB 2530
11/15	3,413.56	External Deposit CITY OF WHITE SA - CREDITS 207794770
11/15	47,645.08	Deposit
11/16	1,874.35	External Deposit PAYMENTECH - DEPOSIT 5708363
11/16	3,685.22	External Deposit CITY OF WHITE SA - CREDITS 207856839
11/16	6,926.13	Deposit
11/17	354.17	External Deposit WA ST TREASURER - REVDISTRIB 2530
11/17	1,536.46	External Deposit PAYMENTECH - DEPOSIT 5708363
11/17	4,390.20	External Deposit CITY OF WHITE SA - CREDITS 207991512
11/17	1,313.87	Deposit
11/20	50.00	External Deposit WA ST TREASURER - REVDISTRIB 2530
11/20	2,632.33	External Deposit CITY OF WHITE SA - CREDITS 208044672
11/20	13,144.62	External Deposit PAYMENTECH - DEPOSIT 5708363
11/20	122,341.59	External Deposit KCLICKITAT COUNTY ACH - KC REMIT KCT*5097734664*
11/20	3,743.99	Deposit
11/21	2,251.82	External Deposit CITY OF WHITE SA - CREDITS 208100462
11/21	3,606.36	External Deposit PAYMENTECH - DEPOSIT 5708363
11/21	4,905.02	External Deposit PAYMENTECH - DEPOSIT 5708363
11/21	6,793.92	External Deposit PAYMENTECH - DEPOSIT 5708363
11/21	54,715.10	External Deposit CITY WS DB 5200 - UTILPYM
11/21	14,750.93	Deposit
11/22	50.00	External Deposit WA ST TREASURER - REVDISTRIB 2530
11/22	8,657.91	External Deposit CITY OF WHITE SA - CREDITS 208276484
11/22	9,890.41	External Deposit PAYMENTECH - DEPOSIT 5708363
11/22	1,064.50	Deposit
11/24	11,838.66	External Deposit CITY OF WHITE SA - CREDITS 208336749
11/24	25,211.82	External Deposit PAYMENTECH - DEPOSIT 5708363
11/24	394.96	External Deposit PAYMENTECH - DEPOSIT 5708363
11/27	225.00	External Deposit WA ST TREASURER - REVDISTRIB 2530
11/27	9,299.79	External Deposit CITY OF WHITE SA - CREDITS 208395577
11/27	255.40	Deposit
11/28	215.00	External Deposit PAYMENTECH - DEPOSIT 5708363
11/28	398.35	External Deposit PAYMENTECH - DEPOSIT 5708363
11/29	235.84	External Deposit PAYMENTECH - DEPOSIT 5708363

Deposit Account Activity (continued)

Date	Amount	Transaction Description
11/29	22,611.31	External Deposit CITY OF WHITE SA - CREDITS 208661343
11/29	11,074.00	Deposit
11/29	6,236.08	Deposit
11/30	408.27	External Deposit CITY OF WHITE SA - CREDITS 208723123
11/30	1,090.05	External Deposit PAYMENTECH - DEPOSIT 5708363
11/30	79,836.08	External Deposit WA ST TREASURER - REVDISTRIB 2530
11/30	4,060.45	Deposit

Withdrawals

Date	Amount	Transaction Description
11/01	65,393.99	Over Counter Check 40693
11/01	5.00	Bus. Incoming Wire Fee Incoming 70367009
11/01	519.76	Check 40673
11/01	150.00	Check 40675
11/01	2.92	Check 40688
11/01	88.19	Check 40692
11/02	655.19	Check 40671
11/02	976.11	Check 40686
11/02	1,118.42	Check 40691
11/03	37,290.66	External Withdrawal Vimly Benefit So - AWC ST-K0D9I4K9G0S4
11/03	2,248.01	External Withdrawal PAYMENTECH - FEE 5708363
11/03	5,704.83	Over Counter Check 40727
11/03	31,848.07	Check 40685
11/03	126,522.99	Check 40695
11/03	787,608.75	Check 40716
11/06	18,337.77	External Withdrawal IRS - USATAXPYMT 270371050894729
11/06	7,286.83	External Withdrawal WA DEPT RET SYS - DRS EPAY 4428156
11/06	3,178.91	External Withdrawal WA DEPT RET SYS - DRS EPAY 4428155
11/06	2,343.68	External Withdrawal PAID FAMILY MED - PAYMENT A 744644336
11/06	393.00	External Withdrawal Standard Ins - premium STASIC000271472
11/06	263.00	External Withdrawal OR REVENUE DEPT - TAXPAYMENT 575466112
11/06	170.77	External Withdrawal LIFESECURE INSU LISTBILL - INSURANCE
11/06	49,742.88	External Withdrawal CITY WS DB - PAYROLL
11/06	854.03	External Withdrawal Xpress Bill Pay November Billing - Billing 10295
11/06	1,397.21	Check 40687
11/07	5,412.69	Check 40690
11/08	1,221.60	External Withdrawal LIFESECURE INSU - INSURANCE
11/08	410.79	External Withdrawal LIFESECURE INSU - INSURANCE
11/08	74.80	External Withdrawal AFLAC - INSURANCE EXM7590134
11/08	9,456.73	Over Counter Check 40719
11/09	1,623.49	External Withdrawal WA CARES - WEB PMT
11/09	670.50	Over Counter Check 40702
11/10	7,920.00	External Withdrawal USDA RD DCFO ACH TRANSACTION - PAYMENT
11/10	320.11	Check 40698
11/10	150.00	Check 40701
11/10	597.50	Check 40704
11/10	3,128.82	Check 40709
11/10	74.68	Check 40713
11/10	323.85	Check 40715

Deposit Account Activity (continued)

Withdrawals (continued)

Date	Amount	Transaction Description
11/10	2,399.48	Check 40723
11/10	157.50	Check 40728
11/13	200.00	Check 40694
11/13	2,026.12	Check 40703
11/13	529.00	Check 40711
11/13	636.56	Check 40714
11/14	164.90	Over Counter Check 40726
11/14	186.00	Check 40696
11/14	343.64	Check 40705
11/14	262.95	Check 40712
11/14	152.20	Check 40718
11/14	14.32	Check 40722
11/14	702.68	Check 40734
11/15	72.78	Check 40717
11/16	571.00	Check 40699
11/16	164.90	Check 40706
11/16	5,486.84	Check 40708
11/16	2,437.97	Check 40710
11/17	91.77	Over Counter Check 40733
11/17	50.00	Check 40735
11/20	17,239.89	External Withdrawal IRS - USATAXPYMT 270372480034774
11/20	10,175.00	External Withdrawal WA DEPT RET SYS - DRS EPAY 4432484
11/20	263.00	External Withdrawal OR REVENUE DEPT - TAXPAYMENT 929819264
11/20	46,123.15	External Withdrawal CITY WS DB - PAYROLL
11/20	179.32	Check 40720
11/20	1,670.58	Check 40725
11/20	151.05	Check 40732
11/21	10.00	Returned Check Charge Redeposit Returned Ck #995401 - Dollie Wade
11/21	12.82	Check 40721
11/21	61,579.90	Check 40738
11/21	135.58	Check 40745
11/21	400.00	Check 40748
11/21	1,484.30	Check 40749
11/21	270.08	Check 40753
11/21	7,041.19	Check 40757
11/21	437.00	Check 40761
11/21	80.71	Check 40764
11/21	6.76	Check 40765
11/22	24.38	Check 40737
11/22	19,931.58	Check 40742
11/22	140.00	Check 40750
11/22	1,466.00	Check 40754
11/22	552.01	Check 40762
11/22	1,880.97	Check 40766
11/22	393.80	Check 40767
11/24	120.00	External Withdrawal Starlink Service - Starlink S
11/24	116.55	Check 40736
11/24	1,556.37	Check 40746



Deposit Account Activity (continued)

Withdrawals (continued)

Date	Amount	Transaction Description
11/24	29.96	Check 40755
11/24	490.80	Check 40760
11/27	118.07	Returned Check 995401 Maker: dollie wade Return Reason: Insufficient Funds Returning Bank/ABA: envista cu/301179902
11/27	10.00	Returned Check Charge
11/27	296.34	Check 40739
11/27	508.26	Check 40741
11/28	450.00	Check 40740
11/28	849.98	Check 40772
11/29	15,970.84	External Withdrawal WA DEPT REVENUE - TAX PYMT 12252473
11/29	277.95	Check 40743
11/29	400.00	Check 40752
11/30	21.00	Check 40707
11/30	169,818.26	Check 40751
11/30	75.98	Check 40768
11/30	1,397.21	Check 40769

Checks Paid

Check #	Date	Amount	Check #	Date	Amount	Check #	Date	Amount
40671	11/02	655.19	40711	11/13	529.00	40740	11/28	450.00
40673 *	11/01	519.76	40712	11/14	262.95	40741	11/27	508.26
40675 *	11/01	150.00	40713	11/10	74.68	40742	11/22	19,931.58
40685 *	11/03	31,848.07	40714	11/13	636.56	40743	11/29	277.95
40686	11/02	976.11	40715	11/10	323.85	40745 *	11/21	135.58
40687	11/06	1,397.21	40716	11/03	787,608.75	40746	11/24	1,556.37
40688	11/01	2.92	40717	11/15	72.78	40748 *	11/21	400.00
40690 *	11/07	5,412.69	40718	11/14	152.20	40749	11/21	1,484.30
40691	11/02	1,118.42	40719	11/08	9,456.73	40750	11/22	140.00
40692	11/01	88.19	40720	11/20	179.32	40751	11/30	169,818.26
40693	11/01	65,393.99	40721	11/21	12.82	40752	11/29	400.00
40694	11/13	200.00	40722	11/14	14.32	40753	11/21	270.08
40695	11/03	126,522.99	40723	11/10	2,399.48	40754	11/22	1,466.00
40696	11/14	186.00	40725 *	11/20	1,670.58	40755	11/24	29.96
40698 *	11/10	320.11	40726	11/14	164.90	40757 *	11/21	7,041.19
40699	11/16	571.00	40727	11/03	5,704.83	40760 *	11/24	490.80
40701 *	11/10	150.00	40728	11/10	157.50	40761	11/21	437.00
40702	11/09	670.50	40732 *	11/20	151.05	40762	11/22	552.01
40703	11/13	2,026.12	40733	11/17	91.77	40764 *	11/21	80.71
40704	11/10	597.50	40734	11/14	702.68	40765	11/21	6.76
40705	11/14	343.64	40735	11/17	50.00	40766	11/22	1,880.97
40706	11/16	164.90	40736	11/24	116.55	40767	11/22	393.80
40707	11/30	21.00	40737	11/22	24.38	40768	11/30	75.98
40708	11/16	5,486.84	40738	11/21	61,579.90	40769	11/30	1,397.21
40709	11/10	3,128.82	40739	11/27	296.34	40772 *	11/28	849.98
40710	11/16	2,437.97						

(* indicates a break in check sequence)

Deposit Account Activity (continued)

	Statement Period Total	Year-to-Date Total
Total Overdraft Fees (Paid)	0.00	0.00
Total Returned Item Fees (Returned)	0.00	0.00

Local Government Investment Pool
Statement of Account for No: 02530

Primary Account
 November 2023

CITY OF WHITE SALMON
 PO BOX 2139
 WHITE SALMON, WA 98672-8672

Date	Description	Comment	Deposits	Withdrawals	Balance
11/01/2023	Beginning Balance				4,844,188.06
11/30/2023	Month End Balance				4,844,188.06
	November Earnings	Daily Factor Earnings	21,638.45		
	Net Ending Balance				4,865,826.51

Account Summary

Beginning Balance:	4,844,188.06	Gross Earnings:	21,660.20
Deposits:	0.00	Administrative Fee:	21.75
Withdrawals:	0.00	Net Earnings:	21,638.45
Month End Balance:	4,844,188.06		
Administrative Fee Rate:	0.0055 %	Net Ending Balance:	4,865,826.51
Gross Earnings Rate:	5.4402 %		
Net Earnings Rate:	5.4347 %	Average Daily Balance:	4,844,188.06

WASHINGTON STATE LOCAL GOVERNMENT INVESTMENT POOL

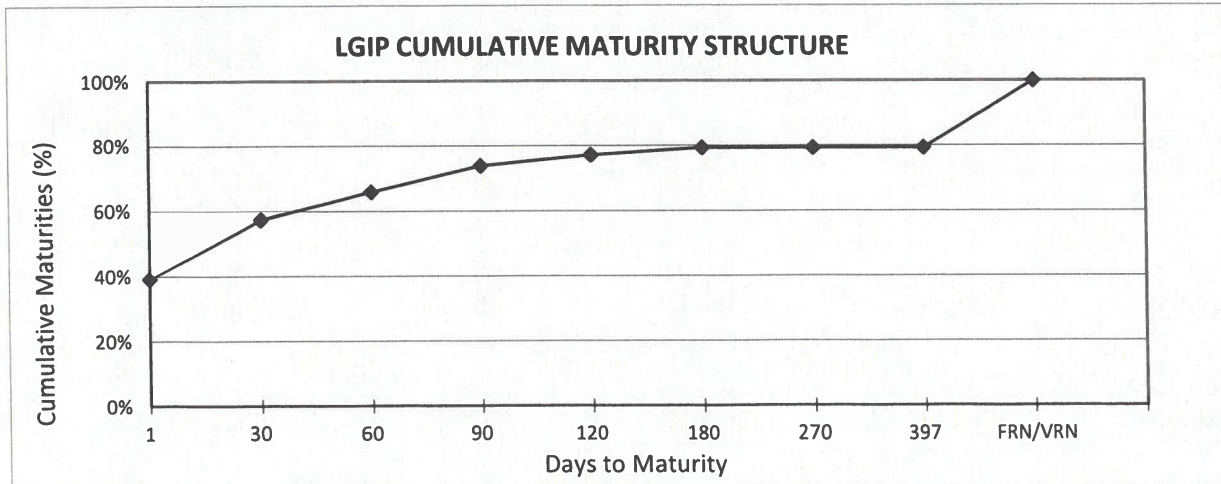
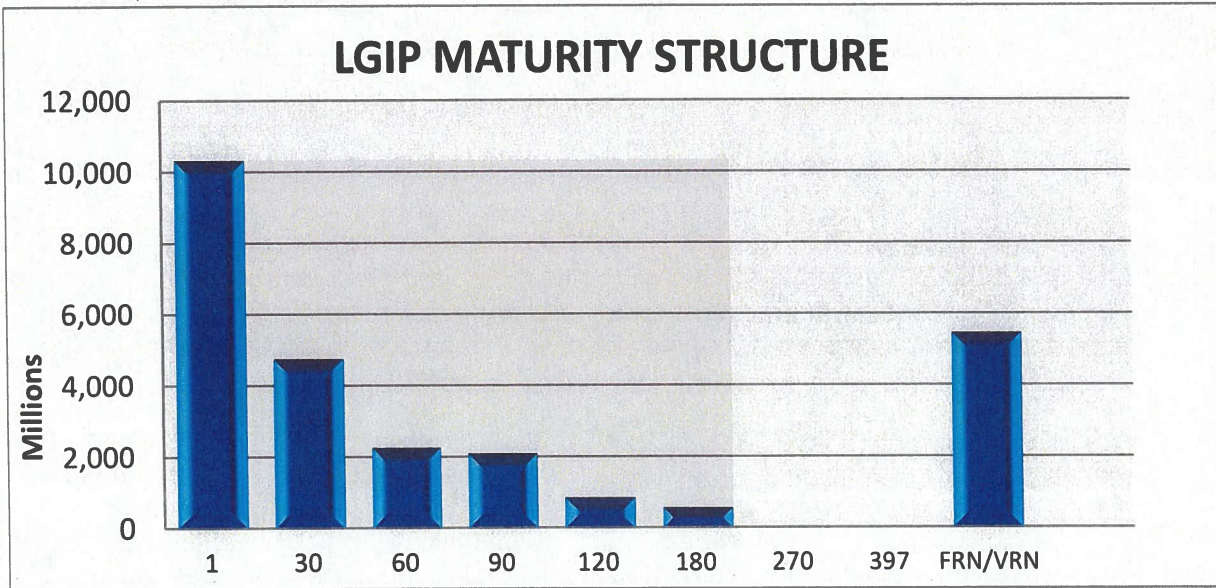
November 30, 2023

<u>DAYS TO MATURITY</u>	<u>\$ MATURING (PAR VALUE)*</u>	<u>% MATURING</u>	<u>CUMULATIVE % MATURING</u>
1	10,317.16	39.2%	39.2%
2-30	4,754.00	18.1%	57.3%
31-60	2,270.25	8.6%	65.9%
61-90	2,100.00	8.0%	73.9%
91-120	860.00	3.3%	77.1%
121-180	570.79	2.2%	79.3%
181-270	5.00	0.0%	79.3%
271-397	0.00	0.0%	79.3%
FRN/VRN	5,444.22	20.7%	100.0%

PORTFOLIO TOTAL:

26,321.42

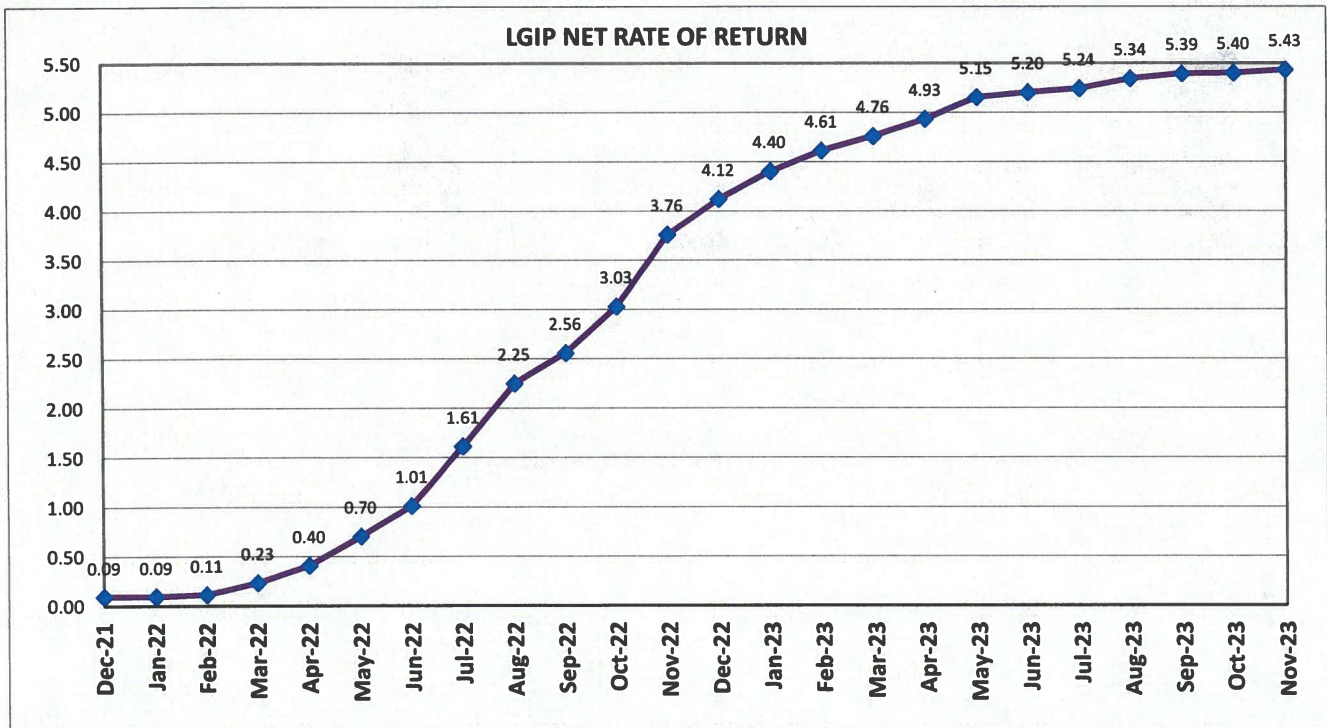
* Amounts in millions of dollars



**WASHINGTON STATE
LOCAL GOVERNMENT INVESTMENT POOL
November 30, 2023**

Investment Type	Average Balance	Nov-23	Average Balance	2023
	<u>Nov-23</u>	<u>Percentage</u>	<u>CY 2023</u>	<u>Percentage</u>
Agency Bullets	0.00	0.00%	0.00	0.00%
Agency Discount Notes	620,437,419.80	0.86%	1,477,618,637.85	66.65%
Agency Floating Rate Notes	4,326,876,963.86	16.13%	4,385,667,075.31	7.04%
Agency Variable Rate Notes	0.00	0.00%	0.00	0.00%
Certificates of Deposit	249,927,419.35	0.94%	154,975,740.13	0.26%
IB Bank Deposit	3,941,900,150.10	14.34%	3,727,037,720.66	6.01%
Repurchase Agreements	6,419,193,548.38	19.79%	4,278,325,657.83	7.02%
SOFR Floating Rate Notes	0.00	0.00%	0.00	0.00%
Supras - Bullets	0.00	0.00%	0.00	0.00%
Supras - Discount Notes	146,089,135.30	1.59%	449,743,118.78	0.72%
Supras - Floating Rate Notes	0.00	0.00%	0.00	0.00%
Supras - Variables	0.00	0.00%	0.00	0.00%
Term Repurchase Agreements	683,870,967.74	8.82%	275,000,000.00	0.74%
U.S. Treasury Securities	4,950,153,266.39	33.44%	6,006,766,487.29	10.08%
US Treasury Floating Rate Notes	1,147,613,613.92	4.09%	900,810,835.18	1.48%
Total Avg Daily Balance	26,225,760,313.17	100.00%	62,066,407,701.78	100.00%

Avg Days to Maturity 12 days



* Rates are calculated on a 365-day basis

BANK RECONCILIATION

City Of White Salmon

Time: 12:14:15 Date: 12/12/2023

11/01/2023 To: 11/30/2023

Page: 1

1 Checking Account

Date	Balance Forward	1,242,199.13
10/27/2023		203.15
10/30/2023		66,823.84
10/31/2023		5,317.83
11/01/2023		818,093.55
11/02/2023		35,251.46
11/03/2023		2,847.90
11/04/2023		471.86
11/05/2023		1,284.03
11/06/2023		8,335.16
11/07/2023		9,967.45
11/08/2023		128,294.99
11/09/2023		10,317.30
11/10/2023		3,367.16
11/11/2023		1,030.55
11/12/2023		382.52
11/13/2023		16,819.75
11/14/2023		52,151.76
11/15/2023		11,227.74
11/16/2023		22,914.40
11/17/2023		11,297.62
11/18/2023		10,092.45
11/19/2023		9,852.05
11/20/2023		34,250.63
11/21/2023		100,544.01
11/22/2023		3,718.80
11/23/2023		40.28
11/24/2023		398.35
11/25/2023		453.50
11/26/2023		344.77
11/27/2023		6,696.92
11/28/2023		11,989.05
11/29/2023		4,060.45
11/30/2023		79,836.08
	Total Credits:	1,468,677.36

Year	Trans#	Date	Type	Chk#	Vendor	
2023	3669	10/18/2023	Claims	40671	Republic Services #487	655.19
2023	3671	10/18/2023	Claims	40673	Sound Uniform Solutions	519.76
2023	3673	10/18/2023	Claims	40675	Southwest Region WA Department of Transportati	150.00
2023	3721	10/25/2023	Payroll		Employment Security Department - PFMLA	1,623.49
2023	3722	10/25/2023	Payroll		Employment Security Department - PFMLA	2,343.68
2023	3728	10/25/2023	Claims	40685	Bingen, City Of	31,848.07
2023	3729	10/25/2023	Claims	40686	Blue Mountain Networks LLC	976.11
2023	3730	10/25/2023	Claims	40687	CenturyLink	1,397.21
2023	3731	10/25/2023	Claims	40688	Klickitat County Prosecutor	2.92
2023	3733	10/25/2023	Claims	40690	US Bank	5,412.69
2023	3734	10/25/2023	Claims	40691	Verizon Wireless	1,118.42
2023	3735	10/25/2023	Claims	40692	WA State Treas. Cash Mgmt Dept	88.19
2023	3736	10/25/2023	Claims	40693	White Salmon, City Of	65,393.99
2023	3781	11/01/2023	Claims	40694	Alpenglow Landscape	200.00
2023	3782	11/01/2023	Claims	40695	Artistic Excavation, LLC	126,522.99
2023	3783	11/01/2023	Claims	40696	BSK Associates	186.00
2023	3785	11/01/2023	Claims	40698	Day Wireless Systems	320.11
2023	3786	11/01/2023	Claims	40699	Extreme Products	571.00
2023	3788	11/01/2023	Claims	40701	David and Stephanie Gioia	150.00
2023	3789	11/01/2023	Claims	40702	Goldendale Tire Center	670.50

BANK RECONCILIATION

City Of White Salmon

Time: 12:14:15 Date: 12/12/2023

11/01/2023 To: 11/30/2023

Page: 2

Year	Trans#	Date	Type	Chk#	Vendor	
2023	3790	11/01/2023	Claims	40703	Hach Company	2,026.12
2023	3791	11/01/2023	Claims	40704	Jaques Sharp	597.50
2023	3792	11/01/2023	Claims	40705	Marla Keethler	343.64
2023	3793	11/01/2023	Claims	40706	Ned Kindler	164.90
2023	3794	11/01/2023	Claims	40707	Jason Kinley	21.00
2023	3795	11/01/2023	Claims	40708	Klickitat County Auditor	5,486.84
2023	3796	11/01/2023	Claims	40709	Les Schwab Tire Center	3,128.82
2023	3797	11/01/2023	Claims	40710	Lexipol LLC	2,437.97
2023	3798	11/01/2023	Claims	40711	Masonic Lodge # 163	529.00
2023	3799	11/01/2023	Claims	40712	Municipal Emergency Services	262.95
2023	3800	11/01/2023	Claims	40713	NAPA Auto Parts dba of TWGW, Inc	74.68
2023	3801	11/01/2023	Claims	40714	NAPA Auto Parts dba Gorge Auto Parts	636.56
2023	3802	11/01/2023	Claims	40715	NW Natural	323.85
2023	3803	11/01/2023	Claims	40716	North Cascade Excavating, LLC	787,608.75
2023	3804	11/01/2023	Claims	40717	O'Reilly Auto Parts	72.78
2023	3805	11/01/2023	Claims	40718	Onsite Supply House LLC	152.20
2023	3806	11/01/2023	Claims	40719	PUD No 1 Of Klickitat County	9,456.73
2023	3807	11/01/2023	Claims	40720	Pitney Bowes Global Financial LLC	179.32
2023	3808	11/01/2023	Claims	40721	Pitney Bowes Purchase Power	12.82
2023	3809	11/01/2023	Claims	40722	Platt Electrical, dba of Rexel USA, INC	14.32
2023	3810	11/01/2023	Claims	40723	Radcomp Technologies	2,399.48
2023	3812	11/01/2023	Claims	40725	San Diego Police Equipment Co.	1,670.58
2023	3813	11/01/2023	Claims	40726	Larry Spencer	164.90
2023	3814	11/01/2023	Claims	40727	White Salmon, City Of	5,704.83
2023	3815	11/01/2023	Claims	40728	Wilcox & Flegel	157.50
2023	4287	11/01/2023	Ser Chge		Cashmere Valley Bank	5.00
2023	4156	11/03/2023	Claims		Chase Paymentech	2,248.01
2023	4244	11/05/2023	Claims		Xpress Bill Pay	854.03
2023	3823	11/06/2023	Payroll		Ryan Hardie Adam	2,553.35
2023	3824	11/06/2023	Payroll		Ethan Adkins	1,422.76
2023	3825	11/06/2023	Payroll		Erika Castro-Guzman	2,721.39
2023	3826	11/06/2023	Payroll		Garique W Clifford	4,122.87
2023	3827	11/06/2023	Payroll		Jeffrey Cooper	2,389.34
2023	3828	11/06/2023	Payroll		Andrew Dirks	2,273.92
2023	3830	11/06/2023	Payroll		Lisa L George	2,346.82
2023	3831	11/06/2023	Payroll	40732	Benjamin C Giant	151.05
2023	3832	11/06/2023	Payroll		Suzanne F Gilmer	91.77
2023	3833	11/06/2023	Payroll		Jason L Hartmann	151.05
2023	3834	11/06/2023	Payroll		Michael L Hepner	3,261.76
2023	3835	11/06/2023	Payroll		William F Hunsaker	2,905.76
2023	3836	11/06/2023	Payroll		Cynthia D Jewell	2,139.69
2023	3837	11/06/2023	Payroll		Marla A Keethler	1,775.86
2023	3838	11/06/2023	Payroll		Jason Kinley	1,876.84
2023	3839	11/06/2023	Payroll		Ross E Lambert	2,886.07
2023	3840	11/06/2023	Payroll		Joshua Lewis	2,186.81
2023	3841	11/06/2023	Payroll		David S Lindley	151.05
2023	3842	11/06/2023	Payroll		Stephanie M Porter	2,642.12
2023	3843	11/06/2023	Payroll		Frank Randall	3,084.02
2023	3844	11/06/2023	Payroll		James A Ransier	151.05
2023	3845	11/06/2023	Payroll		Troy A Rayburn	3,463.17
2023	3846	11/06/2023	Payroll		Troy Rosenberg	2,012.17
2023	3847	11/06/2023	Payroll		William M Sauter	3,133.24
2023	3848	11/06/2023	Payroll	40733	Jess W Wardwell	91.77
2023	3850	11/06/2023	Payroll		AFLAC	74.80
2023	3851	11/06/2023	Payroll		Association Of WA Cities	37,290.66
2023	3852	11/06/2023	Payroll		Internal Revenue Service	18,337.77
2023	3853	11/06/2023	Payroll		LifeSecure Insurance Company	1,221.60
2023	3854	11/06/2023	Payroll		LifeSecure Insurance Company	410.79
2023	3855	11/06/2023	Payroll		LifeSecure Insurance Company	170.77

BANK RECONCILIATION

City Of White Salmon

Time: 12:14:15 Date: 12/12/2023

11/01/2023 To: 11/30/2023

Page: 3

Year	Trans#	Date	Type	Chk#	Vendor	
2023	3856	11/06/2023	Payroll		Oregon Department of Revenue	263.00
2023	3857	11/06/2023	Payroll		Standard Insurance	393.00
2023	3858	11/06/2023	Payroll		WA State Dept Retirement Systems	200.00
2023	3859	11/06/2023	Payroll		WA State Dept Retirement Systems	10,265.74
2023	3860	11/06/2023	Payroll	40734	WSCCCE	702.68
2023	4139	11/10/2023	Claims		USDA Rural Development	7,920.00
2023	3913	11/13/2023	Claims	40735	Cashiering Unit WA State Dept Ecology	50.00
2023	3934	11/15/2023	Claims	40736	Ace Hardware	116.55
2023	3935	11/15/2023	Claims	40737	American Messaging - #1149685	24.38
2023	3936	11/15/2023	Claims	40738	Anderson Perry & Associates, Inc.	61,579.90
2023	3937	11/15/2023	Claims	40739	Aramark Uniform Services	296.34
2023	3938	11/15/2023	Claims	40740	Yelitza Boots	450.00
2023	3939	11/15/2023	Claims	40741	CTX-Xerox	508.26
2023	3940	11/15/2023	Claims	40742	Cashmere Valley Bank	19,931.58
2023	3941	11/15/2023	Claims	40743	Charter Communications	277.95
2023	3943	11/15/2023	Claims	40745	DataPro Solutions, Inc	135.58
2023	3944	11/15/2023	Claims	40746	Databar	1,556.37
2023	3946	11/15/2023	Claims	40748	Gower Law Office	400.00
2023	3947	11/15/2023	Claims	40749	Hunsaker Oil Company Inc	1,484.30
2023	3948	11/15/2023	Claims	40750	Klickitat County Health Dept	140.00
2023	3949	11/15/2023	Claims	40751	Klickitat County Public Works	169,818.26
2023	3950	11/15/2023	Claims	40752	Mosier WiNet	400.00
2023	3951	11/15/2023	Claims	40753	North West Graphic Works	270.08
2023	3952	11/15/2023	Claims	40754	Northwest Hydraulics Inc	1,466.00
2023	3953	11/15/2023	Claims	40755	One Call Concepts Inc	29.96
2023	3955	11/15/2023	Claims	40757	Radcomp Technologies	7,041.19
2023	3958	11/15/2023	Claims	40760	Shred-it USA LLC	490.80
2023	3959	11/15/2023	Claims	40761	Skyline Hospital	437.00
2023	3960	11/15/2023	Claims	40762	Sound Uniform Solutions	552.01
2023	3962	11/15/2023	Claims	40764	TransUnion Risk & Alternative	80.71
2023	3963	11/15/2023	Claims	40765	Tum-A-Lum Lumber	6.76
2023	3964	11/15/2023	Claims	40766	Wilcox & Flegel	1,880.97
2023	3965	11/15/2023	Claims	40767	Zaya LLC	393.80
2023	3973	11/20/2023	Payroll		Ryan Hardie Adam	1,780.84
2023	3974	11/20/2023	Payroll		Ethan Adkins	1,656.96
2023	3975	11/20/2023	Payroll		Erika Castro-Guzman	2,899.05
2023	3976	11/20/2023	Payroll		Garique W Clifford	3,399.65
2023	3977	11/20/2023	Payroll		Jeffrey Cooper	2,991.78
2023	3978	11/20/2023	Payroll		Andrew Dirks	2,275.42
2023	3979	11/20/2023	Payroll		Lisa L George	2,339.30
2023	3980	11/20/2023	Payroll		Michael L Hepner	3,600.98
2023	3981	11/20/2023	Payroll		William F Hunsaker	2,908.73
2023	3982	11/20/2023	Payroll		Cynthia D Jewell	1,943.71
2023	3983	11/20/2023	Payroll		Jason Kinley	2,626.25
2023	3984	11/20/2023	Payroll		Ross E Lambert	2,040.87
2023	3985	11/20/2023	Payroll		Joshua Lewis	2,295.21
2023	3986	11/20/2023	Payroll		Stephanie M Porter	2,640.94
2023	3987	11/20/2023	Payroll		Frank Randall	2,873.79
2023	3988	11/20/2023	Payroll		Troy A Rayburn	3,464.27
2023	3989	11/20/2023	Payroll		Troy Rosenberg	1,861.65
2023	3990	11/20/2023	Payroll		William M Sauter	2,523.75
2023	4083	11/20/2023	Payroll		Internal Revenue Service	17,239.89
2023	4084	11/20/2023	Payroll		Oregon Department of Revenue	263.00
2023	4085	11/20/2023	Payroll		WA State Dept Retirement Systems	200.00
2023	4086	11/20/2023	Payroll		WA State Dept Retirement Systems	9,975.00
2023	4019	11/21/2023	Claims		WA State Dept Revenue/Excise	15,970.84
2023	4020	11/21/2023	Claims	40768	Blue Mountain Networks LLC	75.98
2023	4021	11/21/2023	Claims	40769	CenturyLink	1,397.21
2023	4024	11/21/2023	Claims	40772	Xerox Financial Services, LLC	849.98

BANK RECONCILIATION

City Of White Salmon

Time: 12:14:15 Date: 12/12/2023

11/01/2023 To: 11/30/2023

Page: 4

Year	Trans#	Date	Type	Chk#	Vendor	
2023	4290	11/21/2023	Ser Chge		1st Security Bank of Washington	10.00
2023	4289	11/24/2023	Claims		Starlink	120.00
2023	4181	11/27/2023	Ser Chge		Fred Strube	118.07
2023	4291	11/27/2023	Ser Chge		1st Security Bank of Washington	10.00
Total Debits:						1,556,293.78
Reconciled Bank Balance:						1,154,582.71
2023	4059	11/27/2023	Util Pay	61684	Xpress Bill Pay	2,728.88
2023	4065	11/28/2023	Util Pay	61690	Xpress Bill Pay	519.48
2023	4066	11/28/2023	Util Pay	61691	Xpress Bill Pay	77.72
2023	4067	11/28/2023	Util Pay	61692	Xpress Bill Pay	274.47
2023	4068	11/28/2023	Util Pay	61693	Xpress Bill Pay	144.81
2023	4070	11/29/2023	Tr Rec	61695	Ruhlin, Mike	10.00
2023	4071	11/29/2023	Util Pay	61696	Xpress Bill Pay	435.39
2023	4072	11/29/2023	Util Pay	61697	Xpress Bill Pay	146.12
2023	4073	11/29/2023	Util Pay	61698	Xpress Bill Pay	80.00
2023	4074	11/30/2023	Util Pay	61699	Batch Customer	81.17
2023	4075	11/30/2023	Tr Rec	61700	MCI Communications Services, Inc.	3.91
2023	4076	11/30/2023	Tr Rec	61701	PUD No 1 Of Klickitat County	10,555.05
2023	4077	11/30/2023	Tr Rec	61702	Permitting Customer	1,274.65
2023	4078	11/30/2023	Tr Rec	61703	Lewis, Joshua	685.65
2023	4079	11/30/2023	Tr Rec	61704	Lexis Nexis	1.20
2023	4080	11/30/2023	Util Pay	61705	Xpress Bill Pay	1,596.36
2023	4081	11/30/2023	Util Pay	61706	Xpress Bill Pay	831.15
2023	4082	11/30/2023	Util Pay	61707	Xpress Bill Pay	114.00
2023	4177	11/27/2023	Tr Rec	61759	Permitting Customer	524.70
2023	4179	11/30/2023	Tr Rec	61761	Permitting Customer	2,012.32
2023	4282	11/29/2023	Tr Rec	61799	Permitting Customer	-60.00
Outstanding Credits:						-22,037.03
2016	1220	03/16/2016	Claims	31118	Huard C/O Brad Huard, Cecelia Joan	6.20
2017	8301	11/01/2017	Claims	33126	Hill, David & Angela	87.43
2018	768	02/07/2018	Claims	33497	Wuollet, Renee	11.38
2018	1201	03/07/2018	Claims	33577	Parker, Chris	3.17
2018	3179	06/20/2018	Claims	33915	Pretorius, Lourens and Monette	16.96
2018	7272	09/05/2018	Payroll	34156	Vargas, Savannah	49.10
2018	7524	09/20/2018	Payroll	34222	Vargas, Savannah	20.68
2018	8618	12/05/2018	Payroll	34449	Heredia, Angelina	27.70
2019	2627	06/05/2019	Claims	35066	Stiffler, Christopher	168.00
2019	3568	08/07/2019	Claims	35245	Long, Mark	179.21
2020	1811	05/06/2020	Claims	36098	Lisa Doslu, Trustee, James B Roberson Trust	10.38
2021	218	01/20/2021	Claims	36799	Hood, Thomas	4.71
2021	228	01/20/2021	Claims	36809	Schwab, Jennifer	49.19
2021	232	01/20/2021	Claims	36813	Zallen, Garret	0.05
2021	1733	05/19/2021	Claims	37101	Kyte, Nora B.	3.34
2021	3458	10/06/2021	Claims	37455	Ernie's Locks & Keys LLC	325.00
2021	4396	12/20/2021	Payroll	37678	Stiffler, Christopher	27.70
2023	57	01/04/2023	Claims	38767	Springbrook Holding Company LLC	
2023	2372	07/05/2023	Claims	40335	Hinman, Chad	150.00
2023	2903	08/16/2023	Claims	40451	Adam, Ryan Hardie	24.71
2023	3321	09/20/2023	Claims	40566	Blake, Jonathan and Martha	144.81
2023	3325	09/20/2023	Claims	40570	Carrier, David	5.24
2023	3335	09/20/2023	Claims	40580	Griebing, John	5.89
2023	3341	09/20/2023	Claims	40586	Lois Camp Estate	24.28
2023	3343	09/20/2023	Claims	40588	Morrissey and Masa Bauer, Ryan	9.07
2023	3360	09/20/2023	Claims	40605	Wright, Peter	18.26
2023	3732	10/25/2023	Claims	40689	Knapp, O'Dell & Macpherson PLLC	4,325.00
2023	3784	11/01/2023	Claims	40697	Columbia Gorge News, LLC	918.00
2023	3787	11/01/2023	Claims	40700	Fox Erosion Control	200.00
2023	3811	11/01/2023	Claims	40724	Reynier, Ron Atty At Law	1,400.00
2023	3829	11/06/2023	Payroll	40731	Fink, Patricia F	151.05

BANK RECONCILIATION

City Of White Salmon

Time: 12:14:15 Date: 12/12/2023

11/01/2023 To: 11/30/2023

Page: 5

2023	3942	11/15/2023	Claims	40744	Columbia Gorge News, LLC	195.50
2023	3945	11/15/2023	Claims	40747	Extreme Products	919.00
2023	3954	11/15/2023	Claims	40756	Propio LS LLC	91.08
2023	3956	11/15/2023	Claims	40758	Republic Services #487	756.13
2023	3957	11/15/2023	Claims	40759	Same Day Stage	160.00
2023	3961	11/15/2023	Claims	40763	Structura Naturals Inc	1,912.50
2023	4022	11/21/2023	Claims	40770	US Bank	5,561.54
2023	4023	11/21/2023	Claims	40771	Verizon Wireless	1,146.48
						<hr/>
						Outstanding Debits: 19,108.74
						<hr/>
						Reconciled Book Balance: 1,157,511.00

BANK RECONCILIATION

City Of White Salmon

Time: 12:14:48 Date: 12/12/2023

11/01/2023 To: 11/30/2023

Page: 1

2 State Pool

Date	Balance Forward	4,844,188.06
11/30/2023		<u>21,638.45</u>
	Total Credits:	21,638.45

Year	Trans#	Date	Type	Chk#	Vendor
------	--------	------	------	------	--------

Total Debits:	<u>0.00</u>
---------------	-------------

Reconciled Bank Balance:	<u>4,865,826.51</u>
--------------------------	---------------------

Outstanding Credits:	<u> </u>
----------------------	-----------------------------

Outstanding Debits:	<u> </u>
---------------------	-----------------------------

Reconciled Book Balance:	<u>4,865,826.51</u>
---------------------------------	----------------------------

BANK RECONCILIATION

City Of White Salmon

Time: 12:14:59 Date: 12/12/2023

11/01/2023 To: 11/30/2023

Page: 1

3 Petty Cash

Date	Balance Forward	25.00
------	-----------------	-------

Total Credits:	0.00
----------------	------

Year	Trans#	Date	Type	Chk#	Vendor
------	--------	------	------	------	--------

Total Debits:	0.00
---------------	------

Reconciled Bank Balance:	25.00
--------------------------	-------

Outstanding Credits:	
----------------------	--

Outstanding Debits:	
---------------------	--

Reconciled Book Balance:	25.00
---------------------------------	--------------

BANK RECONCILIATION

City Of White Salmon

Time: 12:15:09 Date: 12/12/2023

11/01/2023 To: 11/30/2023

Page: 1

4 Cash Drawer 1

Date	Balance Forward	150.00
------	-----------------	--------

Total Credits:	0.00
----------------	------

Year	Trans#	Date	Type	Chk#	Vendor
------	--------	------	------	------	--------

Total Debits:	0.00
---------------	------

Reconciled Bank Balance:	150.00
--------------------------	--------

Outstanding Credits:	
----------------------	--

Outstanding Debits:	
---------------------	--

Reconciled Book Balance:	150.00
---------------------------------	---------------

BANK RECONCILIATION

City Of White Salmon

Time: 12:15:19 Date: 12/12/2023

11/01/2023 To: 11/30/2023

Page: 1

5 Cash Drawer 2

Date	Balance Forward	150.00
------	-----------------	--------

Total Credits:	0.00
----------------	------

Year	Trans#	Date	Type	Chk#	Vendor
------	--------	------	------	------	--------

Total Debits:	0.00
---------------	------

Reconciled Bank Balance:	150.00
--------------------------	--------

Outstanding Credits:	
----------------------	--

Outstanding Debits:	
---------------------	--

Reconciled Book Balance:	150.00
---------------------------------	---------------

City of White Salmon
 Budget Summary Report
 As of November 30, 2023

	Budget Revenue	Year-To-Date Revenue	Remaining	% of Total Budget 91.67%	Budget Expenditures	Year-To Date Expenditures	Remaining	% of Total Budget 91.67%
001 Current Expense								
Finance					538,343.00	493,866.74	44,476.26	91.74%
Central Services (HR)					86,487.00	66,643.49	19,843.51	77.06%
General Government					152,834.00	83,421.85	69,412.15	54.58%
Building					172,990.00	167,706.37	5,283.63	96.95%
Community Services					1,141,452.00	614,341.42	527,110.58	53.82%
Planning					337,607.00	255,434.75	82,172.25	75.66%
Park					286,916.00	173,966.05	112,949.95	60.63%
Police					1,294,496.00	1,049,264.23	245,231.77	81.06%
Fire					142,515.00	111,059.18	31,455.82	77.93%
001 Current Expense	3,327,085.00	2,694,083.40	633,001.60	80.97%	4,153,640.00	3,015,704.08	1,137,935.92	72.60%
101 Street Fund	938,129.00	318,074.98	620,054.02	33.91%	1,120,071.00	893,433.45	226,637.55	79.77%
108 Municipal Capital Imp. Fund	76,816.00	84,557.45	-7,741.45	110.08%	174,079.00	4,325.95	169,753.05	2.49%
110 Fire Reserve Fund	40,855.00	39,469.99	1,385.01	96.61%	0.00	0.00	0.00	0.00%
112 General Fund Reserve	15,708.00	16,417.62	-709.62	104.52%	0.00	0.00	0.00	0.00%
121 Police Vehicle Reserve Fund	3,585.00	3,746.63	-161.63	104.51%	70,118.00	70,117.05	0.95	100.00%
302 Transportation Improvement (TBD)	21,535.00	19,981.60	1,553.40	0.00%	0.00	0.00	0.00	0.00%
303 Hotel/Motel Tax	80,425.00	77,071.87	3,353.13	95.83%	95,537.00	37,475.50	58,061.50	39.23%
307 New Pool Construction Fund	35,000.00	32,394.14	2,605.86	92.55%	0.00	0.00	0.00	0.00%
401 Water Fund	2,405,780.00	2,376,040.40	29,739.60	98.76%	2,316,283.00	1,918,342.12	397,940.88	82.82%
402 Wastewater Collection Fund	1,115,288.00	1,032,192.60	83,095.40	92.55%	1,133,457.00	962,409.05	171,047.95	84.91%
408 Water Reserve Fund	2,372,447.00	370,954.53	2,001,492.47	15.64%	2,168,584.00	116,049.07	2,052,534.93	5.35%
409 Wastewater Reserve Fund	212,812.00	199,425.53	13,386.47	93.71%	218,923.00	118,588.20	100,334.80	50.00%

City of White Salmon
 Budget Summary Report
 As of November 30, 2023

	Budget Revenue	Year-To-Date Revenue	Remaining	% of Total Budget 91.67%	Budget Expenditures	Year-To Date Expenditures	Remaining	% of Total Budget 91.67%
412 Water Rights Acquisition Fund	182,425.00	168,713.24	13,711.76	92.48%	123,985.00	61,992.12	61,992.88	50.00%
413 Water Bond Redemption Fund	114,482.00	105,322.61	9,159.39	92.00%	111,518.00	103,596.00	7,922.00	92.90%
414 Wastewater Bond Redemption Fund	0.00	0.00	0.00	0.00%	0.00	0.00	0.00	0.00%
415 Water Bond Reserve Fund	19,251.00	18,418.57	832.43	95.68%	0.00	0.00	0.00	0.00%
416 Wastewater Bond Reserve Fund	3,452.00	3,608.34	-156.34	104.53%	0.00	0.00	0.00	0.00%
417 Treatment Plant Reserve Fund	27,092.00	18,842.39	8,249.61	69.55%	0.00	0.00	0.00	0.00%
418 Water Short Lived Asset Reserve Fund	137,180.00	128,245.98	8,934.02	93.49%	406,725.00	97,653.49	309,071.51	24.01%
420 USDA Rural Develop. Jewett Water	7,520,100.00	2,195,776.38	5,324,323.62	29.20%	7,670,600.00	2,305,090.63	5,365,509.37	30.05%
601 Remittances	5,237.00	2,687.36	2,549.64	51.31%	5,237.00	2,585.68	2,651.32	49.37%
Total	18,654,684.00	9,906,025.61	8,748,658.39	53.10%	19,768,757.00	9,707,362.39	10,061,394.61	49.10%

Note: Revenue does not include beginning balances and expenditures do not include ending balances