

## White Salmon Personnel and Finance Committee

### A G E N D A

March 22, 2021 – 4:30 PM

Via Zoom Teleconference

Meeting ID: 845 6622 6930 Passcode: 064709



#### Call in Numbers:

669-900-6833

929-205-6099

301-715-8592

346-248-7799

253-215-8782

312-626-6799

#### Call to Order/Roll Call

#### Discussion and Action Items

1. February 2021 Budget Report

#### Adjournment

Supporting documents are provided in the “Supporting Document” section to provide ease of review.

Members of the public will be allowed to interact with the committee members during the committee meeting to ask questions or make suggestions regarding the topics on the agenda. Please use the chat or raise hand feature in Zoom to indicate that you have a comment or a question.

**File Attachments for Item:**

1. February 2021 Budget Report

**City of White Salmon  
February 2021  
Budget Report**

# TREASURERS REPORT

## Fund Totals

City Of White Salmon

02/01/2021 To: 02/28/2021

Time: 15:56:12 Date: 03/09/2021  
Page: 1

Fund	Previous Balance	Revenue	Expenditures	Ending Balance	Claims Clearing	Payroll Clearing	Outstanding Deposits	Adjusted Ending Balance
001 Current Expense	692,945.87	260,240.08	174,607.53	778,578.42	4,072.55	721.65	-167.03	783,205.59
101 Street Fund	194,315.32	15,962.91	30,730.11	179,548.12	136.41	0.00	0.00	179,684.53
107 Pool Fund	0.00	0.00		0.00	0.00	77.69	0.00	77.69
108 Municipal Capital Imp Fund	305,665.43	15,504.69		321,170.12	0.00	0.00	0.00	321,170.12
110 Fire Reserve Fund	285,995.09	11.15		286,006.24	0.00	0.00	0.00	286,006.24
112 General Fund Reserve	339,162.43	7.00		339,169.43	0.00	0.00	0.00	339,169.43
121 Police Vehicle Reserve Fund	122,485.83	2,510.58		124,996.41	0.00	0.00	0.00	124,996.41
303 Hotel/Motel Taxes	44,762.61	4,536.06		49,298.67	0.00	0.00	0.00	49,298.67
307 New Pool Construction Fund	2,563.96	0.00		2,563.96	0.00	0.00	0.00	2,563.96
401 Water Fund	198,843.50	154,810.97	141,829.39	211,825.08	903.71	0.00	-2,292.81	210,435.98
402 Wastewater Collection Fund	408,120.18	87,046.29	79,352.59	415,813.88	419.34	0.00	-2,821.88	413,411.34
408 Water Reserve Fund	423,582.95	3.61		423,586.56	0.00	0.00	0.00	423,586.56
409 Wastewater Reserve Fund	679,146.56	41.78		679,188.34	0.00	0.00	0.00	679,188.34
412 Water Rights Acquisition Fund	308,277.43	12,910.87		321,188.30	-5.40	0.00	-226.56	320,956.34
413 Water Bond Redemption Fund	80,188.42	16,035.67		96,224.09	0.00	0.00	0.00	96,224.09
414 Wastewater Bond Redemption Fund	12,712.56	1,264.33		13,976.89	0.00	0.00	0.00	13,976.89
415 Water Bond Reserve Fund	71,107.40	1,366.86		72,474.26	0.00	0.00	0.00	72,474.26
416 Wastewater Bond Reserve Fund	74,546.24	2.42		74,548.66	0.00	0.00	0.00	74,548.66
417 Treatment Plant Reserve Fund	573,962.57	3,026.42		576,988.99	0.00	0.00	0.00	576,988.99
418 Water Short Lived Asset Reserve Fund	163,321.50	9,658.33		172,979.83	0.00	0.00	0.00	172,979.83
420 USDA Rural Development - Jewett Water Main Improvements	0.00	220,212.77	220,212.77	0.00	0.00	0.00	0.00	0.00
601 Remittances	132.24	311.96	132.24	311.96	0.00	0.00	0.00	311.96
<b>Totals</b>	<b>4,981,838.09</b>	<b>805,464.75</b>	<b>646,864.63</b>	<b>5,140,438.21</b>	<b>5,526.61</b>	<b>799.34</b>	<b>-5,508.28</b>	<b>5,141,255.88</b>

# TREASURERS REPORT

## Account Totals

City Of White Salmon

02/01/2021 To: 02/28/2021

Time: 15:56:12 Date: 03/09/2021  
Page: 2

Cash Accounts	Beg Balance	Deposits	Withdrawals	Ending	Outstanding Rec	Outstanding Exp	Adj Balance
1 Checking Account	3,620,944.69	771,665.55	613,206.07	3,779,404.17	-5,508.28	6,325.95	3,780,221.84
3 Petty Cash	25.00	0.00	0.00	25.00	0.00	0.00	25.00
4 Cash Drawer 1	150.00	0.00	0.00	150.00	0.00	0.00	150.00
5 Cash Drawer 2	150.00	0.00	0.00	150.00	0.00	0.00	150.00
<b>Total Cash:</b>	<b>3,621,269.69</b>	<b>771,665.55</b>	<b>613,206.07</b>	<b>3,779,729.17</b>	<b>-5,508.28</b>	<b>6,325.95</b>	<b>3,780,546.84</b>
Investment Accounts	Beg Balance	Deposits	Withdrawals	Ending	Outstanding Rec	Outstanding Exp	Adj Balance
2 State Pool	1,360,568.40	140.64	0.00	1,360,709.04	0.00	0.00	1,360,709.04
<b>Total Investments:</b>	<b>1,360,568.40</b>	<b>140.64</b>	<b>0.00</b>	<b>1,360,709.04</b>	<b>0.00</b>	<b>0.00</b>	<b>1,360,709.04</b>
	<b>4,981,838.09</b>	<b>771,806.19</b>	<b>613,206.07</b>	<b>5,140,438.21</b>	<b>-5,508.28</b>	<b>6,325.95</b>	<b>5,141,255.88</b>

**TREASURERS REPORT**  
**Fund Investments By Account**

City Of White Salmon

Time: 15:56:12 Date: 03/09/2021  
 Page: 3

02/01/2021 To: 02/28/2021

Fund Totals:	Previous Balance	Purchases	Interest	Total Investments	Liquidated	Ending Balance
001 000 Current Expense	207,229.51		21.42	21.42		207,250.93
108 000 Municipal Capital Imp Fund	49,662.91		5.13	5.13		49,668.04
110 000 Fire Reserve Fund	107,911.42		11.15	11.15		107,922.57
112 000 General Govt Reserve Fund	67,709.26		7.00	7.00		67,716.26
121 000 Police Vehicle Reserve Fund	102,361.18		10.58	10.58		102,371.76
408 000 Water Reserve Fund	34,877.54		3.61	3.61		34,881.15
409 000 Wastewater Reserve Fund	404,230.72		41.78	41.78		404,272.50
412 000 Water Rights Acquisition Fund	93,736.11		9.69	9.69		93,745.80
415 000 Water Bond Reserve Fund	13,892.24		1.44	1.44		13,893.68
416 000 Wastewater Bond Reserve Fund	23,397.81		2.42	2.42		23,400.23
417 000 Treatment Plant Reserve Fund	255,559.70		26.42	26.42		255,586.12
2 - State Pool	<u>1,360,568.40</u>	<u>0.00</u>	<u>140.64</u>	<u>140.64</u>		<u>1,360,709.04</u>
	<u>1,360,568.40</u>	<u>0.00</u>	<u>140.64</u>	<u>140.64</u>		<u>1,360,709.04</u>

# TREASURERS REPORT

## Fund Investment Totals

City Of White Salmon

02/01/2021 To: 02/28/2021

Time: 15:56:12 Date: 03/09/2021  
Page: 4

Fund Totals:	Previous Balance	Purchases	Interest	Ttl Investments	Liquidated	Investment Bal	Available Cash
001 Current Expense	207,229.51		21.42	21.42		207,250.93	571,327.49
101 Street Fund						0.00	179,548.12
108 Municipal Capital Imp Fund	49,662.91		5.13	5.13		49,668.04	271,502.08
110 Fire Reserve Fund	107,911.42		11.15	11.15		107,922.57	178,083.67
112 General Fund Reserve	67,709.26		7.00	7.00		67,716.26	271,453.17
121 Police Vehicle Reserve Fund	102,361.18		10.58	10.58		102,371.76	22,624.65
303 Hotel/Motel Taxes						0.00	49,298.67
307 New Pool Construction Fund						0.00	2,563.96
401 Water Fund						0.00	211,825.08
402 Wastewater Collection Fund						0.00	415,813.88
408 Water Reserve Fund	34,877.54		3.61	3.61		34,881.15	388,705.41
409 Wastewater Reserve Fund	404,230.72		41.78	41.78		404,272.50	274,915.84
412 Water Rights Acquisition Fund	93,736.11		9.69	9.69		93,745.80	227,442.50
413 Water Bond Redemption Fund						0.00	96,224.09
414 Wastewater Bond Redemption Fund						0.00	13,976.89
415 Water Bond Reserve Fund	13,892.24		1.44	1.44		13,893.68	58,580.58
416 Wastewater Bond Reserve Fund	23,397.81		2.42	2.42		23,400.23	51,148.43
417 Treatment Plant Reserve Fund	255,559.70		26.42	26.42		255,586.12	321,402.87
418 Water Short Lived Asset Reserve Fund						0.00	172,979.83
601 Remittances						0.00	311.96
	<b>1,360,568.40</b>		<b>140.64</b>	<b>140.64</b>		<b>1,360,709.04</b>	<b>3,779,729.17</b>

Ending fund balance (Page 1) - Investment balance = Available cash.

**5,140,438.21**

# TREASURERS REPORT

## Outstanding Vouchers

City Of White Salmon

As Of: 02/28/2021 Date: 03/09/2021  
 Time: 15:56:12 Page: 5

Year	Trans#	Date	Type	Acct#	War#	Vendor	Amount	Memo
2021	631	02/23/2021	Util Pay	1		Xpress Bill Pay	84.53	Xpress Import - EFT - 02-23-2021__daily_batch.csv
2021	632	02/23/2021	Util Pay	1		Xpress Bill Pay	125.00	Xpress Import - Metavante - 02-23-2021__daily_bal
2021	633	02/23/2021	Util Pay	1		Xpress Bill Pay	126.79	Xpress Import - iPay - 02-23-2021__daily_batch.csv
2021	634	02/23/2021	Util Pay	1		Xpress Bill Pay	712.30	Xpress Import - CheckFree - 02-23-2021__daily_ba
2021	646	02/24/2021	Util Pay	1		Xpress Bill Pay	67.39	Xpress Import - Metavante - 02-24-2021__daily_bal
2021	647	02/25/2021	Tr Rec	1		Wagner, Adam	20.00	
2021	649	02/25/2021	Util Pay	1		Xpress Bill Pay	536.22	Xpress Import - CC - 02-25-2021__daily_batch.csv
2021	650	02/25/2021	Util Pay	1		Xpress Bill Pay	635.15	Xpress Import - EFT - 02-25-2021__daily_batch.csv
2021	651	02/25/2021	Util Pay	1		Xpress Bill Pay	155.19	Xpress Import - CheckFree - 02-25-2021__daily_ba
2021	652	02/26/2021	Tr Rec	1		Bandwidth Inc, Venture Center III	1.68	January 2021 Utility Taxes
2021	653	02/26/2021	Tr Rec	1		Dish Wireless LLC	23.98	January Utility Taxes
2021	654	02/26/2021	Tr Rec	1		Waste Mangmt of Washington, Inc	32.77	January 2021 Utility TAXes
2021	655	02/26/2021	Tr Rec	1		Vonage America	0.39	January 2021 Utility Taxes
2021	656	02/26/2021	Util Pay	1		Batch Customer	147.69	
2021	657	02/26/2021	Tr Rec	1		I-Wireless, LLC	4.22	January 2021 Utility Taxes
2021	658	02/26/2021	Tr Rec	1		Magna5 LLC	11.29	January 2021 Utility Taxes
2021	659	02/26/2021	Tr Rec	1		Value Added Communications, Inc.	16.20	January 2021 Utility Taxes
2021	660	02/26/2021	Tr Rec	1		Ooma, Inc.	6.50	January 2021 Utility Taxes
2021	661	02/26/2021	Tr Rec	1		Permitting Customer	50.00	
2021	665	02/26/2021	Util Pay	1		Xpress Bill Pay	698.48	Xpress Import - CC - 02-26-2021__daily_batch.csv
2021	666	02/26/2021	Util Pay	1		Xpress Bill Pay	101.77	Xpress Import - EFT - 02-26-2021__daily_batch.csv
2021	667	02/26/2021	Util Pay	1		Xpress Bill Pay	104.05	Xpress Import - CheckFree - 02-26-2021__daily_ba
2021	668	02/27/2021	Util Pay	1		Xpress Bill Pay	645.49	Xpress Import - CC - 02-27-2021__daily_batch.csv
2021	669	02/27/2021	Util Pay	1		Xpress Bill Pay	258.15	Xpress Import - EFT - 02-27-2021__daily_batch.csv
2021	670	02/28/2021	Util Pay	1		Xpress Bill Pay	841.28	Xpress Import - CC - 02-28-2021__daily_batch.csv
2021	671	02/28/2021	Util Pay	1		Xpress Bill Pay	101.77	Xpress Import - EFT - 02-28-2021__daily_batch.csv
							<u>5,508.28</u>	
Receipts Outstanding:								
2019	5713	12/31/2019	Claims	1	EFT	Chase Paymentech	30.00	December 2019 Services
2016	1220	03/16/2016	Claims	1	31118	Cecelia Joan Huard C/O Brad Huard	6.20	Refund inactive customer credit balance
2017	8301	11/01/2017	Claims	1	33126	David & Angela Hill	87.43	041725.1 - 393 NECHERRY ST
2018	768	02/07/2018	Claims	1	33497	Renee Wuollet	11.38	020675.0 - 560 NECENTER PL
2018	1201	03/07/2018	Claims	1	33577	Chris Parker	3.17	040127.2 - 705 NECHURCH PLACE # E
2018	3179	06/20/2018	Claims	1	33915	Lourens and Monette Pretorius	16.96	053189.0 - 17 ANNIE LANE
2018	7272	09/05/2018	Payroll	1	34156	Savannah Vargas	49.10	Aug Payroll #2
2018	7524	09/20/2018	Payroll	1	34222	Savannah Vargas	20.68	Sept Payroll #1
2018	8618	12/05/2018	Payroll	1	34449	Angelina Heredia	27.70	Nov Payroll #2
2019	2627	06/05/2019	Claims	1	35066	Christopher Stiffler	168.00	Reimburse - Wildland Firefighter Exam Fee



# TREASURERS REPORT

## Outstanding Vouchers

City Of White Salmon

As Of: 02/28/2021 Date: 03/09/2021  
 Time: 15:56:12 Page: 6

Year	Trans#	Date	Type	Acct#	War#	Vendor	Amount	Memo
2019	3568	08/07/2019	Claims	1	35245	Mark Long	179.21	071525.2 - 1196 WJEWETT BLVD 1198 - Refund Credit Balance On Utility Acct #4750
2020	1811	05/06/2020	Claims	1	36098	James B Roberson Trust Lisa Doslu, Trustee	10.38	062750.0 - 625 SWWAUBISH ST- Credit Balance Refund
2020	4413	12/21/2020	Payroll	1	36716	Scotty Harrington	160.69	Dec Payroll #2
2020	4432	12/21/2020	Payroll	1	36723	David S Swann	541.17	Dec Payroll #2
2021	215	01/20/2021	Claims	1	36796	Leland Gulstine	58.26	052846.0 - 1060 CHAMPION LANE - Utility Account 6224 Credit Balance Refund
2021	218	01/20/2021	Claims	1	36799	Thomas Hood	4.71	073225.0 - 1180 SWTHORNTON DR - Utility Account 5592 Credit Balance Refund
2021	228	01/20/2021	Claims	1	36809	Jennifer Schwab	49.19	064200.1 - 366 SWEYRIE RD - Utility Account 5929 Credit Balance Refund
2021	229	01/20/2021	Claims	1	36810	Babs Smith	9.75	024750.0 - 804 SEOAK ST - Utility Account 1336 Credit Balance Refund
2021	232	01/20/2021	Claims	1	36813	Garret Zallen	0.05	022650.3 - 645 NEGRANDVIEW BLVD - Utility Account 1204 Credit Balance Refund
2021	208	01/20/2021	Claims	1	36814	Darryl Holloway	12.58	064480.0 - 730 WESTVIEW - Utility Account 2295 Credit Balance Refund
2021	423	02/03/2021	Claims	1	36839	Sherril Nossum Nossum Rental - 1	60.00	Refund Business License Fee Paid Through Xpress BillPay
2021	554	02/17/2021	Claims	1	36863	Board for Volunteer Firefighters	1,110.00	Deposit To The Credit Of Volunteer Firefighter's Relief And Pension Fund
2021	562	02/17/2021	Claims	1	36871	Mosier WiNet	455.00	Monthly Internet - February 2021
2021	568	02/17/2021	Claims	1	36877	Shadetree Automotive	171.20	Police - Vehicle Tow
2021	570	02/17/2021	Claims	1	36879	The Public Group	8.96	Surplus Premium
2021	578	02/17/2021	Claims	1	36882	Association Of WA Cities	1,654.84	2021 AWC Drug & Alcohol Consortium & Retro Safety Alliance Memberships
2021	621	02/22/2021	Claims	1	36883	CenturyLink	1,419.34	CenturyLink - Shop - FEB 2020 ; CenturyLink - Breathalyzer - FEB 2020; CenturyLink - Shop Emergency Dialer -FEB 2020 ; CenturyLink - City Shop Broadband - FEB 2020 ; CenturyLink- City Hall - FEB 2
							6,325.95	

Fund	Claims	Payroll	Total
001 Current Expense	4,072.55	721.65	4,794.20
Street Fund	136.41	0.00	136.41

# TREASURERS REPORT

## Outstanding Vouchers

City Of White Salmon

As Of: 02/28/2021 Date: 03/09/2021  
Time: 15:56:12 Page: 7

Fund	Year	Trans#	Date	Type	Acct#	War#	Vendor	Amount	Memo	
								Claims	Payroll	Total
107 Pool Fund								0.00	77.69	77.69
401 Water Fund								903.71	0.00	903.71
402 Wastewater Collection Fund								419.34	0.00	419.34
412 Water Rights Acquisition Fund								-5.40	0.00	-5.40
								5,526.61	799.34	6,325.95

# TREASURERS REPORT

Signature Page

City Of White Salmon

Time: 15:56:12 Date: 03/09/2021  
Page: 8

02/01/2021 To: 02/28/2021

We the undersigned officers for the City of White Salmon have reviewed the foregoing report and acknowledge that to the best of our knowledge this report is accurate and true:

Signed: *Ju. Brunoy* Signed: \_\_\_\_\_  
Clerk/Treasurer / Date Chairman Budget Committee / Date  
*3/9/21*

**City of White Salmon**  
**February 2021 Treasurer's Report Reconciliation**

	<b>Revenue</b>	<b>Expenditures</b>
	805,464.75	646,864.63
Treasurer's Receipts	530,038.77	425,350.03 Claims
Utility Receipts	241,767.42	187,490.41 Payroll
Interfund Transfers	33,823.75	33,823.75 Interfund Transfers
		260.44 Service Charge - Account Analysis
Expenditure to Revenue	-60.00	-60.00 Expenditure to Revenue (Refund for Business License Fee)
Utility NSF	-105.19	
	805,464.75	646,864.63
	0.00	0.00

**City of White Salmon**

**2021 February Treasurer's Report Reconciliation to Bank Statements**

Treasurer's Report Ending Balance	5,140,438.21
Treasurer's Report Adjusted Ending Balance	5,141,255.88
Columbia State Bank (Cash)	3,780,221.84
US Bank (Time Value - Investment)	0.00
WA State Treasurer (State Pool - Investment)	1,360,709.04
Petty Cash	25.00
Drawer 1	150.00
Drawer 2	150.00
Drawer 3	0.00
Total Cash and Investments	5,141,255.88
Less Outstanding Checks (Page 6 of Treasurer's Report)	-6,325.95
Plus Outstanding Deposits (Page 1 of Treasurer's Report)	5,508.28
Bank Statement Adjusted Ending Balance	5,140,438.21
Difference	0.00

# BANK RECONCILIATION

City Of White Salmon

Time: 15:46:36 Date: 03/09/2021

02/01/2021 To: 02/28/2021

Page: 1

## 1 Checking Account

Date	Balance Forward	3,623,096.46
01/26/2021		570.35
01/27/2021		100.35
01/28/2021		826.55
01/29/2021		1,600.36
01/30/2021		946.30
01/31/2021		570.50
02/01/2021		13,947.79
02/02/2021		4,589.43
02/03/2021		8,992.99
02/04/2021		74,383.51
02/05/2021		15,914.55
02/06/2021		314.92
02/07/2021		855.18
02/08/2021		27,596.71
02/09/2021		4,097.26
02/10/2021		229,322.58
02/11/2021		3,054.73
02/12/2021		3,972.07
02/13/2021		533.63
02/14/2021		455.68
02/15/2021		1,955.05
02/16/2021		33,801.04
02/17/2021		24,673.30
02/18/2021		7,286.17
02/19/2021		70,518.16
02/20/2021		5,912.95
02/21/2021		6,141.03
02/22/2021		119,238.31
02/23/2021		1,729.57
02/24/2021		4,989.36
02/25/2021		16,158.97
02/26/2021		85,722.33
	<b>Total Credits:</b>	770,771.68

Year	Trans#	Date	Type	Chk#	Vendor	
2020	4577	12/31/2020	Payroll		Employment Security Department	747.06
2020	4588	12/31/2020	Claims	36781	Databar	1,440.90
2020	4592	12/31/2020	Claims	36785	Republic Services #487	461.34
2020	4593	12/31/2020	Claims	36786	Same Day Stage	49.00
2021	74	01/06/2021	Claims	36768	Masonic Lodge # 163	175.00
2021	77	01/06/2021	Claims	36771	Reynier, Ron Atty At Law	1,400.00
2021	213	01/20/2021	Claims	36794	Columbia Gorge News, LLC	40.00
2021	217	01/20/2021	Claims	36798	Christina and Andrew Harmon	6.85
2021	219	01/20/2021	Claims	36800	Integrity Building and Construction LLC	39.00
2021	221	01/20/2021	Claims	36802	Rebecca Kocher	120.36
2021	225	01/20/2021	Claims	36806	Randy & Susan Orzeck	40.06
2021	226	01/20/2021	Claims	36807	RTC	800.00
2021	341	02/03/2021	Claims		Kenneth B. Woodrich PC	3,480.00
2021	403	02/03/2021	Claims	36819	American Messaging - #1149685	23.59
2021	404	02/03/2021	Claims	36820	BSK Associates	155.00
2021	405	02/03/2021	Claims	36821	Bell Design Company	370.00
2021	406	02/03/2021	Claims	36822	Bingen, City Of	30,862.50
2021	407	02/03/2021	Claims	36823	Charter Communications	124.98
2021	408	02/03/2021	Claims	36824	City Of White Salmon	65,288.42

# BANK RECONCILIATION

City Of White Salmon

Time: 15:46:36 Date: 03/09/2021

02/01/2021 To: 02/28/2021

Page: 2

Year	Trans#	Date	Type	Chk#	Vendor	
2021	409	02/03/2021	Claims	36825	Columbia Gorge Fire Equipment Co.	967.50
2021	410	02/03/2021	Claims	36826	Evergreen Rural Water	1,400.00
2021	411	02/03/2021	Claims	36827	Gorge Networks Inc	772.00
2021	412	02/03/2021	Claims	36828	Michael L Hepner	46.66
2021	413	02/03/2021	Claims	36829	Hunsaker Oil Company Inc	491.92
2021	414	02/03/2021	Claims	36830	Marla A Keethler	104.48
2021	415	02/03/2021	Claims	36831	Ned Kindler	144.60
2021	416	02/03/2021	Claims	36832	Klickitat County Prosecutor	1.69
2021	417	02/03/2021	Claims	36833	L.N, Curtis & Sons	2,975.70
2021	418	02/03/2021	Claims	36834	Masonic Lodge # 163	175.00
2021	419	02/03/2021	Claims	36835	Mitchell K. Wilson, Interpreter	63.17
2021	420	02/03/2021	Claims	36836	Munsen Paving LLC	1,424.48
2021	421	02/03/2021	Claims	36837	NAPA Auto Parts dba of TWGW, Inc	21.49
2021	422	02/03/2021	Claims	36838	Northwest Natural Gas Co	427.50
2021	424	02/03/2021	Claims	36840	Office Depot	121.88
2021	425	02/03/2021	Claims	36841	One Call Concepts Inc	43.87
2021	426	02/03/2021	Claims	36842	PUD No 1 Of Klickitat County	9,651.82
2021	427	02/03/2021	Claims	36843	Pioneer Surveying Engineering Inc	660.00
2021	428	02/03/2021	Claims	36844	Quill	47.81
2021	429	02/03/2021	Claims	36845	Radcomp Technologies	5,050.74
2021	430	02/03/2021	Claims	36846	Reynier, Ron Atty At Law	1,400.00
2021	431	02/03/2021	Claims	36847	Same Day Stage	49.00
2021	432	02/03/2021	Claims	36848	Skamania County EMS	350.00
2021	433	02/03/2021	Claims	36849	Larry Spencer	152.40
2021	434	02/03/2021	Claims	36850	Karl Swanson	67.34
2021	435	02/03/2021	Claims	36851	TransUnion Risk & Alternative	80.63
2021	436	02/03/2021	Claims	36852	US Bank	2,523.87
2021	437	02/03/2021	Claims	36853	WA State Dept Health	2,601.80
2021	438	02/03/2021	Claims	36854	WA State Treas. Cash Mgmt Dept	130.55
2021	439	02/03/2021	Claims	36855	Wilcox & Flegel	906.29
2021	440	02/03/2021	Claims	36856	Xerox Financial Services, LLC	895.49
2021	347	02/05/2021	Payroll		Ryan Hardie Adam	1,163.84
2021	348	02/05/2021	Payroll		William R Avery II	2,730.77
2021	349	02/05/2021	Payroll		Jan Brending	2,781.67
2021	350	02/05/2021	Payroll		Erika Castro-Guzman	1,770.03
2021	351	02/05/2021	Payroll		Jeffrey Cooper	1,396.87
2021	352	02/05/2021	Payroll		Kate E Daniels	2,519.51
2021	353	02/05/2021	Payroll		Andrew Dirks	2,078.66
2021	354	02/05/2021	Payroll		Lisa L George	1,635.66
2021	355	02/05/2021	Payroll		Suzanne Glaser	92.35
2021	356	02/05/2021	Payroll		Edward L Gunnyon	4,222.11
2021	357	02/05/2021	Payroll		Jason L Hartmann	152.49
2021	358	02/05/2021	Payroll		Michael L Hepner	3,072.80
2021	359	02/05/2021	Payroll		F Jay Holtmann	92.35
2021	360	02/05/2021	Payroll		William F Hunsaker	2,537.81
2021	361	02/05/2021	Payroll		Marla A Keethler	716.05
2021	362	02/05/2021	Payroll		Jason Kinley	1,323.44
2021	363	02/05/2021	Payroll		Katie G Kreps	1,287.40
2021	364	02/05/2021	Payroll		Ross E Lambert	2,484.24
2021	365	02/05/2021	Payroll		Joshua Lewis	2,177.93
2021	366	02/05/2021	Payroll		David S Lindley	152.49
2021	367	02/05/2021	Payroll		Madelynn M McIlwain	2,057.55
2021	368	02/05/2021	Payroll		Patrick R Munyan Jr	3,478.95
2021	369	02/05/2021	Payroll		Stephanie M Porter	1,537.68
2021	370	02/05/2021	Payroll		Ashley Post	152.49
2021	371	02/05/2021	Payroll		Frank Randall	2,117.45
2021	372	02/05/2021	Payroll		James A Ransier	152.49

# BANK RECONCILIATION

City Of White Salmon

Time: 15:46:36 Date: 03/09/2021

02/01/2021 To: 02/28/2021

Page: 3

Year	Trans#	Date	Type	Chk#	Vendor	
2021	373	02/05/2021	Payroll		Troy Rosenburg	1,657.66
2021	374	02/05/2021	Payroll	36816	Joseph Turkiewicz	152.49
2021	375	02/05/2021	Payroll	36817	Jess W Wardwell	92.35
2021	376	02/05/2021	Payroll		AFLAC	247.14
2021	377	02/05/2021	Payroll		Association Of WA Cities	35,508.15
2021	378	02/05/2021	Payroll		Internal Revenue Service	16,387.92
2021	379	02/05/2021	Payroll		LifeSecure Insurance Company	371.09
2021	380	02/05/2021	Payroll		LifeSecure Insurance Company	1,103.52
2021	381	02/05/2021	Payroll		LifeSecure Insurance Company	240.69
2021	382	02/05/2021	Payroll		Oregon Department of Revenue	230.00
2021	383	02/05/2021	Payroll		Standard Insurance	393.00
2021	384	02/05/2021	Payroll		WA State Dept Retirement Systems	75.00
2021	385	02/05/2021	Payroll		WA State Dept Retirement Systems	11,551.73
2021	386	02/05/2021	Payroll	36818	WSCCCE	799.35
2021	394	02/06/2021	Claims		Xpress Bill Pay	517.72
2021	577	02/06/2021	Claims		Chase Paymentech	1,280.47
2021	449	02/10/2021	Claims	36857	Anderson-Perry & Associates, Inc.	46,057.02
2021	450	02/10/2021	Claims	36858	Crestline Construction Co., LLC	174,155.75
2021	589	02/15/2021	Ser Chge		Columbia Bank #1080	260.44
2021	550	02/17/2021	Claims	36859	Apparatus Repair LLC AA&L Emergency Fire	1,070.00
2021	551	02/17/2021	Claims	36860	Ace Hardware	117.23
2021	552	02/17/2021	Claims	36861	Anderson-Perry & Associates, Inc.	19,772.50
2021	553	02/17/2021	Claims	36862	Aramark Uniform Services	289.40
2021	555	02/17/2021	Claims	36864	Brenntag Pacific, Inc	1,105.58
2021	556	02/17/2021	Claims	36865	Charter Communications	121.97
2021	557	02/17/2021	Claims	36866	DataPro Solutions, Inc	161.68
2021	558	02/17/2021	Claims	36867	Databar	1,458.61
2021	559	02/17/2021	Claims	36868	H.D. Fowler Company	231.10
2021	560	02/17/2021	Claims	36869	Jaques Sharp	1,455.00
2021	561	02/17/2021	Claims	36870	Klickitat County Health Dept	175.00
2021	563	02/17/2021	Claims	36872	Municipal Emergency Services	4,165.63
2021	564	02/17/2021	Claims	36873	Office Depot	1,028.65
2021	565	02/17/2021	Claims	36874	Pitney Bowes Global Financial LLC	179.15
2021	566	02/17/2021	Claims	36875	Radcomp Computers	2,298.10
2021	567	02/17/2021	Claims	36876	Republic Services #487	461.34
2021	569	02/17/2021	Claims	36878	Shred-it USA LLC	176.82
2021	571	02/17/2021	Claims	36880	WSP USA Inc.	20,995.55
2021	572	02/17/2021	Claims	36881	Wilcox & Flegel	1,582.80
2021	519	02/19/2021	Payroll		Ryan Hardie Adam	1,272.97
2021	520	02/19/2021	Payroll		William R Avery II	2,939.89
2021	521	02/19/2021	Payroll		Jan Brending	2,781.06
2021	522	02/19/2021	Payroll		Erika Castro-Guzman	1,868.43
2021	523	02/19/2021	Payroll		Jeffrey Cooper	2,641.81
2021	524	02/19/2021	Payroll		Kate E Daniels	2,031.05
2021	525	02/19/2021	Payroll		Andrew Dirks	1,464.53
2021	526	02/19/2021	Payroll		Lisa L George	1,793.71
2021	527	02/19/2021	Payroll		Edward L Gunnyon	3,795.70
2021	528	02/19/2021	Payroll		Michael L Hepner	3,068.38
2021	529	02/19/2021	Payroll		William F Hunsaker	2,537.41
2021	530	02/19/2021	Payroll		Jason Kinley	2,326.90
2021	531	02/19/2021	Payroll		Katie G Kreps	1,415.75
2021	532	02/19/2021	Payroll		Ross E Lambert	2,000.09
2021	533	02/19/2021	Payroll		Joshua Lewis	1,783.81
2021	534	02/19/2021	Payroll		Madelynn M McIlwain	2,141.71
2021	535	02/19/2021	Payroll		Patrick R Munyan Jr	3,478.95
2021	536	02/19/2021	Payroll		Stephanie M Porter	1,694.05
2021	537	02/19/2021	Payroll		Frank Randall	2,780.07



# BANK RECONCILIATION

City Of White Salmon

Time: 15:46:36 Date: 03/09/2021

02/01/2021 To: 02/28/2021

Page: 4

Year	Trans#	Date	Type	Chk#	Vendor	
2021	538	02/19/2021	Payroll		Troy Rosenburg	1,968.61
2021	539	02/19/2021	Payroll		Internal Revenue Service	16,693.22
2021	540	02/19/2021	Payroll		Oregon Department of Revenue	155.00
2021	541	02/19/2021	Payroll		WA State Dept Retirement Systems	75.00
2021	542	02/19/2021	Payroll		WA State Dept Retirement Systems	12,087.14
2021	637	02/24/2021	Ser Chge		Jamie McNab	105.19
2021	639	02/24/2021	Claims		WA State Dept Revenue/Excise	7,559.45
Total Debits:						613,646.30
Reconciled Bank Balance:						3,780,221.84
2021	631	02/23/2021	Util Pay	54448	Xpress Bill Pay	84.53
2021	632	02/23/2021	Util Pay	54449	Xpress Bill Pay	125.00
2021	633	02/23/2021	Util Pay	54450	Xpress Bill Pay	126.79
2021	634	02/23/2021	Util Pay	54451	Xpress Bill Pay	712.30
2021	646	02/24/2021	Util Pay	54461	Xpress Bill Pay	67.39
2021	647	02/25/2021	Tr Rec	54462	Wagner, Adam	20.00
2021	649	02/25/2021	Util Pay	54464	Xpress Bill Pay	536.22
2021	650	02/25/2021	Util Pay	54465	Xpress Bill Pay	635.15
2021	651	02/25/2021	Util Pay	54466	Xpress Bill Pay	155.19
2021	652	02/26/2021	Tr Rec	54467	Bandwidth Inc, Venture Center III	1.68
2021	653	02/26/2021	Tr Rec	54468	Dish Wireless LLC	23.98
2021	654	02/26/2021	Tr Rec	54469	Waste Mangmt of Washington, Inc	32.77
2021	655	02/26/2021	Tr Rec	54470	Vonage America	0.39
2021	656	02/26/2021	Util Pay	54471	Batch Customer	147.69
2021	657	02/26/2021	Tr Rec	54472	I-Wireless, LLC	4.22
2021	658	02/26/2021	Tr Rec	54473	Magna5 LLC	11.29
2021	659	02/26/2021	Tr Rec	54474	Value Added Communications, Inc.	16.20
2021	660	02/26/2021	Tr Rec	54475	Ooma, Inc.	6.50
2021	661	02/26/2021	Tr Rec	54476	Permitting Customer	50.00
2021	665	02/26/2021	Util Pay	54480	Xpress Bill Pay	698.48
2021	666	02/26/2021	Util Pay	54481	Xpress Bill Pay	101.77
2021	667	02/26/2021	Util Pay	54482	Xpress Bill Pay	104.05
2021	668	02/27/2021	Util Pay	54483	Xpress Bill Pay	645.49
2021	669	02/27/2021	Util Pay	54484	Xpress Bill Pay	258.15
2021	670	02/28/2021	Util Pay	54485	Xpress Bill Pay	841.28
2021	671	02/28/2021	Util Pay	54486	Xpress Bill Pay	101.77
Outstanding Credits:						-5,508.28
2016	1220	03/16/2016	Claims	31118	Huard C/O Brad Huard, Cecelia Joan	6.20
2017	8301	11/01/2017	Claims	33126	Hill, David & Angela	87.43
2018	768	02/07/2018	Claims	33497	Wuollet, Renee	11.38
2018	1201	03/07/2018	Claims	33577	Parker, Chris	3.17
2018	3179	06/20/2018	Claims	33915	Pretorius, Lourens and Monette	16.96
2018	7272	09/05/2018	Payroll	34156	Vargas, Savannah	49.10
2018	7524	09/20/2018	Payroll	34222	Vargas, Savannah	20.68
2018	8618	12/05/2018	Payroll	34449	Heredia, Angelina	27.70
2019	2627	06/05/2019	Claims	35066	Stiffler, Christopher	168.00
2019	3568	08/07/2019	Claims	35245	Long, Mark	179.21
2019	5713	12/31/2019	Claims		Chase Paymentech	30.00
2020	1811	05/06/2020	Claims	36098	Lisa Doslu, Trustee, James B Roberson Trust	10.38
2020	4413	12/21/2020	Payroll	36716	Harrington, Scotty	160.69
2020	4432	12/21/2020	Payroll	36723	Swann, David S	541.17
2021	208	01/20/2021	Claims	36814	Holloway, Darryl	12.58
2021	215	01/20/2021	Claims	36796	Gulstine, Leland	58.26
2021	218	01/20/2021	Claims	36799	Hood, Thomas	4.71
2021	228	01/20/2021	Claims	36809	Schwab, Jennifer	49.19
2021	229	01/20/2021	Claims	36810	Smith, Babs	9.75
2021	232	01/20/2021	Claims	36813	Zallen, Garret	0.05
2021	423	02/03/2021	Claims	36839	Nossum Rental - 1, Sherril Nossum	60.00

# BANK RECONCILIATION

City Of White Salmon

Time: 15:46:36 Date: 03/09/2021

02/01/2021 To: 02/28/2021

Page: 5

---

2021	554	02/17/2021	Claims	36863	Board for Volunteer Firefighters	1,110.00
2021	562	02/17/2021	Claims	36871	Mosier WiNet	455.00
2021	568	02/17/2021	Claims	36877	Shadetree Automotive	171.20
2021	570	02/17/2021	Claims	36879	The Public Group	8.96
2021	578	02/17/2021	Claims	36882	Association Of WA Cities	1,654.84
2021	621	02/22/2021	Claims	36883	CenturyLink	1,419.34
						<hr/>
						Outstanding Debits:
						6,325.95
						<hr/>
						<b>Reconciled Book Balance:</b>
						<b>3,779,404.17</b>



Direct Inquiries to:  
 White Salmon (509) 493-2500  
 P O Box 279 White Salmon WA 98672

## STATEMENT OF ACCOUNT

Statement Date: 02/28/21  
 Last Statement Date: 01/31/21  
 Account: XXXXXX2469

406

CITY OF WHITE SALMON  
 PO BOX 2139  
 WHITE SALMON WA 98672-2139



### SUMMARY OF ACCOUNT BALANCES

Account Name	Account Number	Ending Balance
Public Checking	XXXXXX2469	\$3,780,221.84

### Public Checking

Account Number	XXXXXX2469	Beginning Balance	\$3,623,096.46
Low Balance	\$3,509,298.59	<b>Credits</b>	
		Deposits	\$246,238.89
		ACH Credits	\$304,320.02
		Other Credits	\$220,212.77
		Total Credits	\$770,771.68
		Total Account Fees	\$0.00
		<b>Debits</b>	
		ACH Debits	\$200,030.92
		Other Debits	\$365.63
		Electronic Checks	\$0.00
		Checks	\$413,249.75
		Total Debits	\$613,646.30
		<b>Ending Balance</b>	<b>\$3,780,221.84</b>

### DEPOSITS

Date	Description	Amount
02-01	Deposit	\$278.65
02-02	Deposit	\$8,515.39
02-03	Deposit	\$933.52
02-04	Deposit	\$3,727.00
02-05	Deposit	\$72,174.59
02-08	Deposit	\$11,284.83
02-09	Deposit	\$25,519.04
02-10	Deposit	\$769.61
02-11	Deposit	\$6,979.31
02-16	Deposit	\$222.64
02-16	Deposit	\$1,699.72
02-17	Deposit	\$15,377.06



STATEMENT OF ACCOUNT

Statement Date: 02/28/21
Account: XXXXXX2469

DEPOSITS (continued)

Table with columns: Date, Description, Amount. Rows include deposits from 02-18 to 02-26, totaling \$15,750.64. Total Deposits: \$246,238.89

ACH CREDITS

Table with columns: Date, Description, Amount. Rows include preauthorized ACH credits from 02-01 to 02-09, totaling \$2,525.84.





# STATEMENT OF ACCOUNT

Statement Date: 02/28/21  
Account: XXXXXX2469

## ACH CREDITS (continued)

Date	Description	Amount
02-10	Preauthorized ACH Cr PAYMENTECH DEPOSIT 21000028912716 5708363	\$507.41
02-10	Preauthorized ACH Cr CITY OF WHITE SA CREDITS 124000054849730 142183457WD	\$1,743.17
02-11	Preauthorized ACH Cr PAYMENTECH DEPOSIT 21000027186145 5708363	\$540.74
02-11	Preauthorized ACH Cr CITY OF WHITE SA CREDITS 124000055678219 142246379WD	\$2,557.36
02-12	Preauthorized ACH Cr PAYMENTECH DEPOSIT 21000028154297 5708363	\$405.89
02-12	Preauthorized ACH Cr WA ST TREASURER REVDISTRIB 42000013477455 02530	\$716.66
02-12	Preauthorized ACH Cr CITY OF WHITE SA CREDITS 124000056804873 142357343WD	\$1,570.26
02-16	Preauthorized ACH Cr PAYMENTECH DEPOSIT 21000028112419 5708363	\$112.03
02-16	Preauthorized ACH Cr PAYMENTECH DEPOSIT 21000021476771 5708363	\$349.35
02-16	Preauthorized ACH Cr PAYMENTECH DEPOSIT 21000026813240 5708363	\$519.56
02-16	Preauthorized ACH Cr PAYMENTECH DEPOSIT 21000028134060 5708363	\$1,199.19
02-16	Preauthorized ACH Cr CITY OF WHITE SA CREDITS 124000057874751 142417716WD	\$2,228.58
02-17	Preauthorized ACH Cr WA ST TREASURER REVDISTRIB 42000012742146 02530	\$312.50
02-17	Preauthorized ACH Cr CITY OF WHITE SA CREDITS 124000059097627 142499620WD	\$1,724.61
02-17	Preauthorized ACH Cr PAYMENTECH DEPOSIT 21000027162382 5708363	\$1,779.05
02-18	Preauthorized ACH Cr PAYMENTECH DEPOSIT 21000026465136 5708363	\$145.89
02-18	Preauthorized ACH Cr CITY OF WHITE SA CREDITS 124000050229028 142733727WD	\$835.45
02-19	Preauthorized ACH Cr WA ST TREASURER REVDISTRIB 42000011794554 02530	\$120.83
02-19	Preauthorized ACH Cr CITY OF WHITE SA CREDITS 124000051267078 142803596WD	\$2,537.51
02-19	Preauthorized ACH Cr PAYMENTECH DEPOSIT 21000024927904 5708363	\$9,058.12
02-22	Preauthorized ACH Cr PAYMENTECH DEPOSIT 21000020576486 5708363	\$1,608.39
02-22	Preauthorized ACH Cr CITY OF WHITE SA CREDITS 124000052258434 142868060WD	\$1,673.11
02-22	Preauthorized ACH Cr NORTHWEST NATURA EDI PYMNTS 91000014935192	\$37,756.70
02-22	Preauthorized ACH Cr CITY WS DB UTILPYM 125108270006792 1916001528	\$44,906.86
02-23	Preauthorized ACH Cr WA ST TREASURER REVDISTRIB 42000012642367 02530	\$333.32
02-23	Preauthorized ACH Cr PAYMENTECH DEPOSIT 21000024151848 5708363	\$3,475.62
02-23	Preauthorized ACH Cr PAYMENTECH DEPOSIT 21000025142104 5708363	\$3,961.21



STATEMENT OF ACCOUNT

Statement Date: 02/28/21
Account: XXXXXX2469

ACH CREDITS (continued)

Table with columns: Date, Description, Amount. Rows include Preauthorized ACH Cr for PAYMENTECH DEPOSIT, CITY OF WHITE SA CREDITS, and WA ST TREASURER REVDISTRIB.

Total ACH Credits: \$304,320.02

OTHER CREDITS

Table with columns: Date, Description, Amount. Row includes Wire Transfer In from NORTH CASCADES B WIRE XFER ANK.

Total Other Credits: \$220,212.77

ACH DEBITS

Table with columns: Date, Description, Amount. Rows include Preauthorized ACH Dr for STATE OF WA-ESD ESD ACH 6, PAYMENTECH FEE, CITY WS DB DEPOSIT, WA DEPT RET SYS DRS EPAY, Standard Ins premium, Xpress Bill Pay BILLING, WA DEPT RET SYS DRS EPAY, IRS USATAXPYMT, Vimly Benefit So Vimly Bene, CITY WS DB PAYROLL, OR REVENUE DEPT TAXPAYMENT, and LIFESECURE INSU INSURANCE LISTBILL.





**STATEMENT OF ACCOUNT**

Statement Date: 02/28/21  
 Account: XXXXXX2469

**ACH DEBITS (continued)**

Date	Description	Amount
02-09	Preauthorized ACH Dr AFLAC INSURANCE 21000024814192 0EXM7103380	\$247.14
02-09	Preauthorized ACH Dr LIFESECURE INSU INSURANCE 111000014019547 LS00049572	\$371.09
02-09	Preauthorized ACH Dr LIFESECURE INSU INSURANCE 111000014019546 LS00049566	\$1,103.52
02-19	Preauthorized ACH Dr WA DEPT RET SYS DRS EPAY 42000012964920 04138251	\$12,162.14
02-19	Preauthorized ACH Dr IRS USATAXPYMT 61036010057869 270145031638411	\$16,693.22
02-19	Preauthorized ACH Dr CITY WS DB PAYROLL 125108270006398 1916001528	\$45,784.88
02-22	Preauthorized ACH Dr OR REVENUE DEPT TAXPAYMENT 42000015168822 1011391744	\$155.00
02-26	Preauthorized ACH Dr WA DEPT REVENUE TAX PYMT 42000011823165 6185106	\$7,559.45
<b>Total ACH Debits:</b>		<b>\$200,030.92</b>

**OTHER DEBITS**

Date	Description	Amount
02-16	Analysis Charge Account Analysis Fee	\$260.44
02-24	ACH Return Item 4585MCNAB JAMIE	\$105.19
<b>Total Other Debits:</b>		<b>\$365.63</b>

**CHECKS**

Number	Date	Amount	Number	Date	Amount	Number	Date	Amount
36768	02-24	\$175.00	36829	02-09	\$491.92	36854	02-12	\$130.55
36771*	02-26	\$1,400.00	36830	02-17	\$104.48	36855	02-09	\$906.29
36781*	02-01	\$1,440.90	36831	02-19	\$144.60	36856	02-17	\$895.49
36785*	02-01	\$461.34	36832	02-09	\$1.69	36857	02-12	\$46,057.02
36786	02-01	\$49.00	36833	02-09	\$2,975.70	36858	02-18	\$174,155.75
36794*	02-12	\$40.00	36834	02-24	\$175.00	36859	02-23	\$1,070.00
36798*	02-01	\$6.85	36835	02-08	\$63.17	36860	02-25	\$117.23
36800*	02-03	\$39.00	36836	02-12	\$1,424.48	36861	02-23	\$19,772.50
36802*	02-02	\$120.36	36837*	02-09	\$21.49	36862	02-23	\$289.40
36806*	02-04	\$40.06	36838*	02-11	\$427.50	36864*	02-24	\$1,105.58
36807	02-03	\$800.00	36840*	02-12	\$121.88	36865	02-26	\$121.97
36816*	02-11	\$152.49	36841	02-12	\$43.87	36866	02-24	\$161.68
36817	02-10	\$92.35	36842	02-09	\$9,651.82	36867	02-26	\$1,458.61
36818	02-09	\$799.35	36843	02-08	\$660.00	36868	02-24	\$231.10
36819	02-16	\$23.59	36844	02-18	\$47.81	36869	02-24	\$1,455.00
36820	02-10	\$155.00	36845	02-09	\$5,050.74	36870	02-23	\$175.00
36821	02-10	\$370.00	36846	02-26	\$1,400.00	36872*	02-25	\$4,165.63
36822	02-10	\$30,862.50	36847	02-09	\$49.00	36873	02-25	\$1,028.65
36823	02-16	\$124.98	36848	02-10	\$350.00	36874	02-26	\$179.15
36824	02-05	\$65,288.42	36849	02-09	\$152.40	36875	02-23	\$2,298.10
36825	02-08	\$967.50	36850	02-10	\$67.34	36876	02-25	\$461.34
36826	02-19	\$1,400.00	36851	02-09	\$80.63	36878*	02-25	\$176.82
36827	02-10	\$772.00	36852	02-11	\$2,523.87	36880*	02-25	\$20,995.55
36828	02-10	\$46.66	36853	02-11	\$2,601.80	36881	02-24	\$1,582.80
<b>Total Checks:</b>						<b>\$413,249.75</b>		

\* indicates skip in check sequence



**STATEMENT OF ACCOUNT**

Statement Date: 02/28/21  
Account: XXXXXX2469

**DAILY BALANCES**

Date	Balance	Date	Balance	Date	Balance
02-01	\$3,621,866.86	02-10	\$3,751,209.33	02-19	\$3,509,298.59
02-02	\$3,632,518.65	02-11	\$3,755,581.08	02-22	\$3,656,212.03
02-03	\$3,631,184.63	02-12	\$3,710,456.09	02-23	\$3,675,535.28
02-04	\$3,636,710.03	02-16	\$3,716,378.15	02-24	\$3,689,701.48
02-05	\$3,539,402.21	02-17	\$3,734,571.40	02-25	\$3,674,230.68
02-08	\$3,551,490.98	02-18	\$3,570,630.80	02-26	\$3,780,221.84
02-09	\$3,560,692.22				





# BANK RECONCILIATION

City Of White Salmon

Time: 15:48:43 Date: 03/09/2021

02/01/2021 To: 02/28/2021

Page: 1

## 2 State Pool

Date	Balance Forward	1,360,568.40
02/28/2021		140.64
	Total Credits:	140.64

Year	Trans#	Date	Type	Chk#	Vendor
------	--------	------	------	------	--------

Total Debits:	0.00
Reconciled Bank Balance:	1,360,709.04
Outstanding Credits:	
Outstanding Debits:	
<b>Reconciled Book Balance:</b>	<b>1,360,709.04</b>

**Local Government Investment Pool**  
**Statement of Account for No: 02530**  
**Primary Account**  
**February 2021**

**CITY OF WHITE SALMON**  
**PO BOX 2139**  
**WHITE SALMON, WA 98672-8672**

Date	Description	Comment	Deposits	Withdrawals	Balance
02/01/2021	Beginning Balance				1,360,568.40
02/28/2021	Month End Balance				1,360,568.40
	February Earnings	Daily Factor Earnings	140.64		
	Net Ending Balance				1,360,709.04

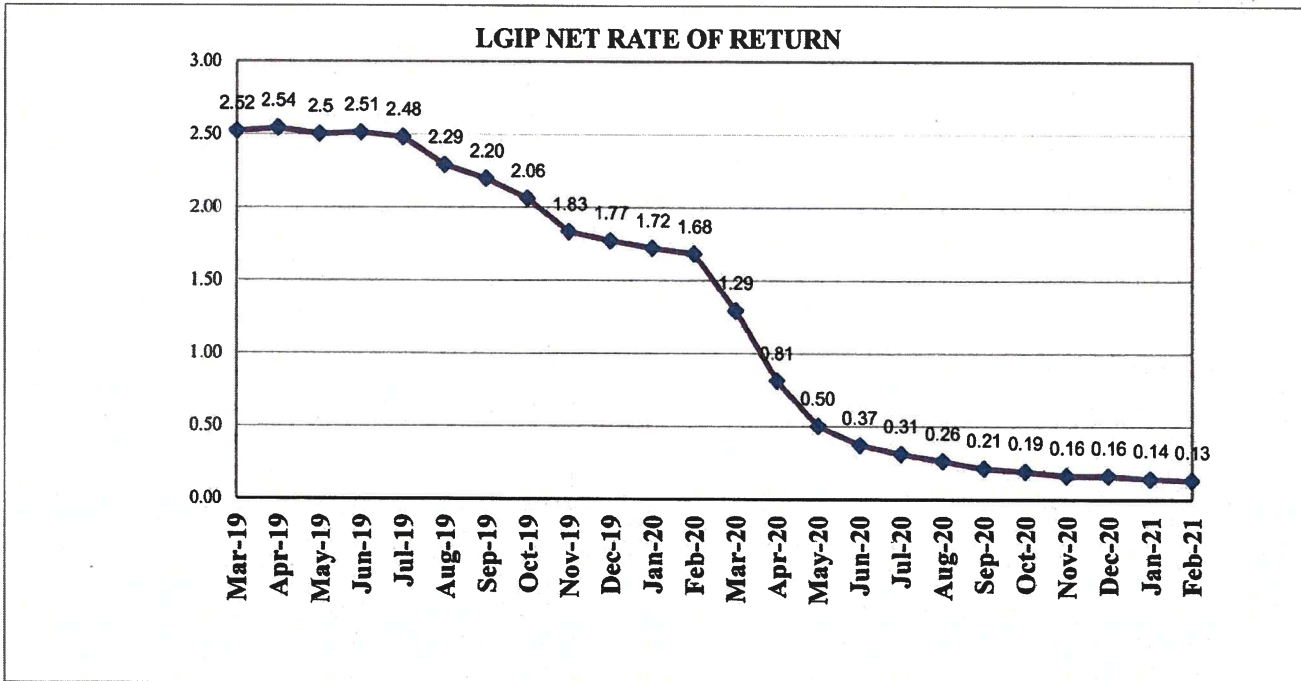
**Account Summary**

<b>Beginning Balance:</b>	1,360,568.40	<b>Gross Earnings:</b>	146.75
<b>Deposits:</b>	0.00	<b>Administrative Fee:</b>	6.11
<b>Withdrawals:</b>	0.00	<b>Net Earnings:</b>	140.64
<b>Month End Balance:</b>	1,360,568.40		
<b>Administrative Fee Rate:</b>	0.0059 %	<b>Net Ending Balance:</b>	1,360,709.04
<b>Gross Earnings Rate:</b>	0.1406 %		
<b>Net Earnings Rate:</b>	0.1347 %	<b>Average Daily Balance:</b>	1,360,568.40

**WASHINGTON STATE  
LOCAL GOVERNMENT INVESTMENT POOL  
February 28, 2021**

Investment Type	Average Balance <u>Feb-21</u>	Feb-21 <u>Percentage</u>	Average Balance <u>CY 2021</u>	2021 <u>Percentage</u>
Agency Discount Notes	211,517,075.00	1.04%	125,411,751.94	0.61%
Agency Floating Rate Notes	2,584,594,308.43	12.75%	2,565,477,062.03	12.48%
Agency Variable Rate Notes	249,918,423.87	1.23%	249,914,464.68	1.22%
Certificates of Deposit	162,000,000.00	0.80%	165,220,338.99	0.80%
IB Bank Deposit	2,440,712,132.97	12.04%	2,429,093,608.85	11.82%
Repurchase Agreements	333,653,846.15	1.65%	626,694,915.25	3.05%
SOFR Floating Rate Notes	0.00	0.00%	0.00	0.00%
Supras - Bullets	0.00	0.00%	40,735,042.61	0.20%
Supras - Discount Notes	149,947,500.00	0.74%	149,939,855.93	0.73%
Supras- Floating Rate Notes	0.00	0.00%	0.00	0.00%
Supras - Variables	0.00	0.00%	0.00	0.00%
Term Repurchase Agreements	365,384,615.38	1.80%	427,118,644.07	2.08%
U.S. Treasury Securities	12,728,259,415.78	62.77%	12,712,808,459.87	61.85%
US Treasury Floating Rate Notes	1,050,505,272.12	5.18%	1,063,213,507.39	5.17%
<b>Total Avg Daily Balance</b>	<b>20,276,492,589.69</b>	<b>100.00%</b>	<b>20,555,627,651.62</b>	<b>100.00%</b>

Avg Days to Maturity                      47 days



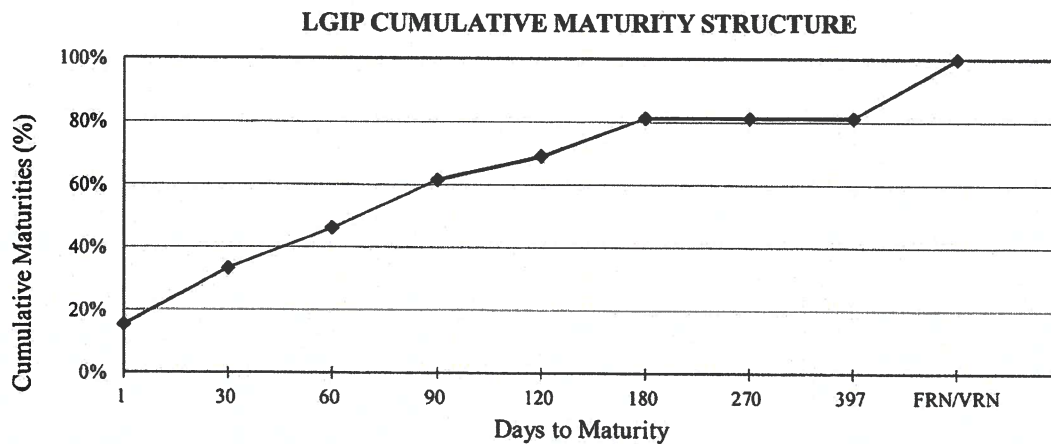
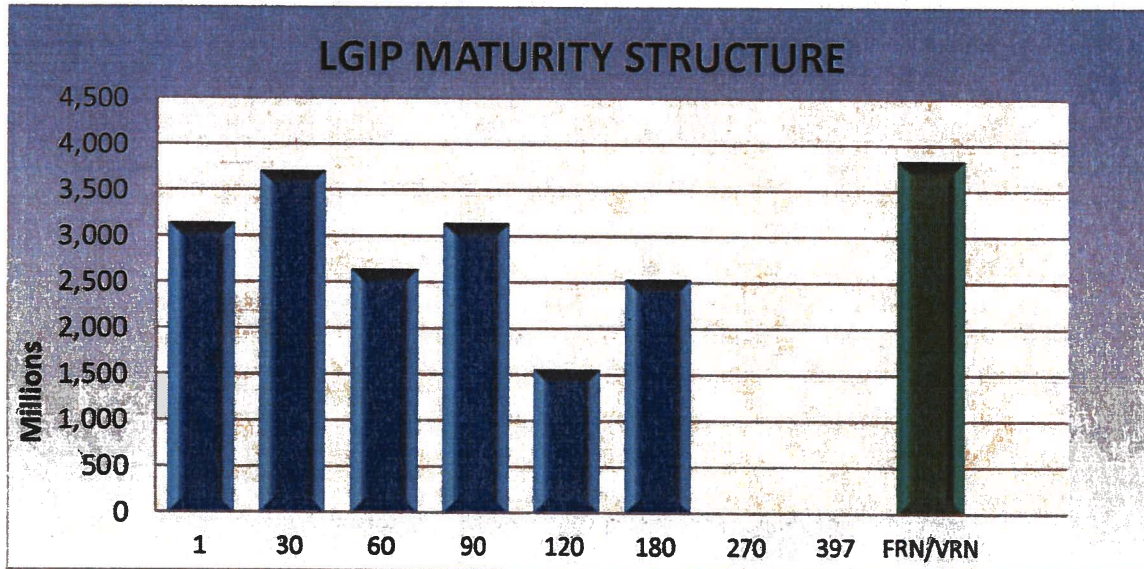
\* Rates are calculated on a 365-day basis

**WASHINGTON STATE  
LOCAL GOVERNMENT INVESTMENT POOL  
February 28, 2021**

<u>DAYS TO MATURITY</u>	<u>\$ MATURING (PAR VALUE)*</u>	<u>% MATURING</u>	<u>CUMULATIVE % MATURING</u>
1	3,128.41	15.3%	15.3%
2-30	3,694.08	18.1%	33.4%
31-60	2,625.95	12.8%	46.2%
61-90	3,130.34	15.3%	61.5%
91-120	1,539.10	7.5%	69.0%
121-180	2,518.00	12.3%	81.3%
181-270	0.00	0.0%	81.3%
271-397	0.00	0.0%	81.3%
FRN/VRN	3,819.30	18.7%	100.0%

**PORTFOLIO TOTAL:** 20,455.18

\* Amounts in millions of dollars



# BANK RECONCILIATION

City Of White Salmon

Time: 15:47:30 Date: 03/09/2021

02/01/2021 To: 02/28/2021

Page: 1

## 3 Petty Cash

Date	Balance Forward	25.00
------	-----------------	-------

Total Credits:	0.00
----------------	------

Year	Trans#	Date	Type	Chk#	Vendor
------	--------	------	------	------	--------

Total Debits:	0.00
---------------	------

Reconciled Bank Balance:	25.00
--------------------------	-------

Outstanding Credits:	
----------------------	--

Outstanding Debits:	
---------------------	--

<b>Reconciled Book Balance:</b>	<b>25.00</b>
---------------------------------	--------------

# BANK RECONCILIATION

City Of White Salmon

Time: 15:47:47 Date: 03/09/2021

02/01/2021 To: 02/28/2021

Page: 1

## 4 Cash Drawer 1

Date	Balance Forward	150.00
------	-----------------	--------

Total Credits:	0.00
----------------	------

Year	Trans#	Date	Type	Chk#	Vendor
------	--------	------	------	------	--------

Total Debits:	0.00
---------------	------

Reconciled Bank Balance:	150.00
--------------------------	--------

Outstanding Credits:	
----------------------	--

Outstanding Debits:	
---------------------	--

<b>Reconciled Book Balance:</b>	<b>150.00</b>
---------------------------------	---------------

# BANK RECONCILIATION

City Of White Salmon

Time: 15:48:04 Date: 03/09/2021

02/01/2021 To: 02/28/2021

Page: 1

## 5 Cash Drawer 2

---

Date	Balance Forward	150.00
------	-----------------	--------

---

Total Credits:	0.00
----------------	------

---

Year	Trans#	Date	Type	Chk#	Vendor
------	--------	------	------	------	--------

---

Total Debits:	0.00
---------------	------

---

Reconciled Bank Balance:	150.00
--------------------------	--------

---

Outstanding Credits:	
----------------------	--

---

Outstanding Debits:	
---------------------	--

---

<b>Reconciled Book Balance:</b>	<b>150.00</b>
---------------------------------	---------------