



White Salmon Personnel and Finance Committee

A G E N D A

February 28, 2022 – 4:30 PM

Via Zoom Teleconference

Meeting ID: 889 5896 8622 Passcode: 296064

Call in Numbers:

669-900-6833

929-205-6099

301-715-8592

346-248-7799

253-215-8782

312-626-6799

Call to Order/Roll Call

Discussion and Action Items

- [1.](#) November 2021 Budget Report (Line item detail is available under "Supporting Documents")
- [2.](#) December 2021 Budget Report (Line item detail is available under "Supporting Documents")
- [3.](#) January 2022 Budget Report (Line item detail is available under "Supporting Documents")

Adjournment

Members of the public will be allowed to interact with the committee members during the committee meeting to ask questions or make suggestions regarding the topics on the agenda. Please use the chat or raise hand feature in Zoom to indicate that you have a comment or a question. The Chair of the committee may ask members of the public to wait for comments or questions until after the initial discussion takes place between committee members

File Attachments for Item:

1. November 2021 Budget Report (Line item detail is available under "Supporting Documents")

**City of White Salmon
Budget Summary Report
As of November 30, 2021**

	Budget Revenue	Year-To-Date Revenue	Remaining	91.67%	Budget Expenditures	Year-To Date Expenditures	Remaining	91.67%
001 Current Expense								
Finance					487,067.00	450,023.78	37,043.22	92.39%
Central Services (HR)					72,712.00	64,470.69	8,241.31	88.67%
General Government					244,247.00	195,267.62	48,979.38	79.95%
Building					128,686.00	116,923.54	11,762.46	90.86%
Community Services					98,700.00	11,035.81	87,664.19	11.18%
Planning					218,710.00	208,056.93	10,653.07	95.13%
Park					280,726.00	191,622.74	89,103.26	68.26%
Police					1,070,233.00	875,953.62	194,279.38	81.85%
Fire					179,763.00	53,462.75	126,300.25	29.74%
001 Current Expense	2,780,073.00	2,770,807.63	9,265.37	99.67%	2,780,844.00	2,166,817.48	614,026.52	77.92%
101 Street Fund	492,766.00	451,323.58	41,442.42	91.59%	620,777.00	355,952.21	264,824.79	57.34%
108 Municipal Capital Imp. Fund	102,193.00	127,046.58	-24,853.58	124.32%	0.00	0.00	0.00	0.00%
110 Fire Reserve Fund	427.00	4,621.87	-4,194.87	1082.41%	0.00	0.00	0.00	0.00%
112 General Fund Reserve	81.00	127.58	-46.58	157.51%	0.00	0.00	0.00	0.00%
121 Police Vehicle Reserve Fund	30,091.00	27,574.23	2,516.77	91.64%	60,000.00	58,186.04	1,813.96	96.98%
303 Hotel/Motel Tax	57,000.00	72,614.05	-15,614.05	127.39%	0.00	0.00	0.00	0.00%
307 New Pool Construction Fund	0.00	0.00	0.00	0.00%	0.00	0.00	0.00	0.00%
401 Water Fund	2,899,667.00	2,204,364.40	695,302.60	76.02%	2,745,850.93	2,101,161.74	644,689.19	76.52%
402 Wastewater Collection Fund	1,016,741.00	938,880.87	77,860.13	92.34%	1,025,700.00	914,303.16	111,396.84	89.14%
408 Water Reserve Fund	34,368.00	31,500.34	2,867.66	91.66%	457,905.00	230,737.08	227,167.92	50.39%
409 Wastewater Reserve Fund	474.00	403.85	70.15	85.20%	394,000.00	0.00	394,000.00	0.00%
412 Water Rights Acquisition Fund	160,076.00	146,913.47	13,162.53	91.78%	123,985.00	61,992.12	61,992.88	50

City of White Salmon
 Budget Summary Report
 As of November 30, 2021

	Budget Revenue	Year-To-Date Revenue	Remaining	91.67%	Budget Expenditures	Year-To Date Expenditures	Remaining	91.67%
413 Water Bond Redemption Fund	118,102.00	118,116.21	-14.21	100.01%	118,102.00	110,180.51	7,921.49	93.29%
414 Wastewater Bond Redemption Fund	15,172.00	13,907.63	1,264.37	91.67%	15,172.00	15,170.49	1.51	99.99%
415 Water Bond Resesrve Fund	16,403.00	15,046.82	1,356.18	91.73%	0.00	0.00	0.00	0.00%
416 Wastewater Bond Reserve Fund	28.00	34.48	-6.48	123.14%	0.00	0.00	0.00	0.00%
417 Treatment Plant Reserve Fund	15,327.00	21,324.01	-5,997.01	139.13%	117,116.00	0.00	117,116.00	0.00%
418 Water Short Lived Asset Reserve Fund	115,900.00	106,263.79	9,636.21	91.69%	150,000.00	84,656.32	65,343.68	56.44%
420 USDA Rural Develop. Jewett Water	2,951,643.70	2,951,643.70	0.00	100.00%	2,951,643.70	2,951,643.70	0.00	100.00%
601 Remittances	12,223.00	4,747.49	7,475.51	38.84%	12,223.00	4,323.11	7,899.89	35.37%
Total	10,818,755.70	10,007,262.58	811,493.12	92.50%	11,573,318.63	9,055,123.96	2,518,194.67	78.24%

Note: Revenue does not include beginning balances and expenditures does not include ending balances

**City of White Salmon
November 2021
Budget Report**

TREASURER'S REPORT

Fund Totals

City Of White Salmon

11/01/2021 To: 11/30/2021

Time: 14:51:24 Date: 12/07/2021
Page: 1

Fund	Previous Balance	Revenue	Expenditures	Ending Balance	Claims Clearing	Payroll Clearing	Outstanding Deposits	Adjusted Ending Balance
001 Current Expense	1,425,947.13	284,016.78	237,317.99	1,472,645.92	3,395.03	19.79	-2,547.36	1,473,513.38
101 Street Fund	247,812.40	82,588.74	41,761.54	288,639.60	6,295.37	0.00	0.00	294,934.97
107 Pool Fund	0.00	0.00		0.00	0.00	77.69	0.00	77.69
108 Municipal Capital Imp Fund	407,584.13	14,374.49		421,958.62	0.00	0.00	0.00	421,958.62
110 Fire Reserve Fund	289,609.08	695.10		290,304.18	0.00	0.00	0.00	290,304.18
112 General Fund Reserve	339,258.09	23.90		339,281.99	0.00	0.00	0.00	339,281.99
121 Police Vehicle Reserve Fund	86,603.37	2,505.48	-253.05	89,361.90	0.00	0.00	0.00	89,361.90
303 Hotel/Motel Taxes	102,974.98	9,335.98		112,310.96	0.00	0.00	0.00	112,310.96
307 New Pool Construction Fund	2,563.96	0.00		2,563.96	0.00	0.00	0.00	2,563.96
401 Water Fund	341,198.42	144,759.24	244,519.90	241,437.76	347.13	0.00	-2,921.19	238,863.70
402 Wastewater Collection Fund	371,761.73	83,011.40	83,169.98	371,603.15	131.54	0.00	-1,959.28	369,775.41
408 Water Reserve Fund	231,279.99	2,862.97	9,800.88	224,342.08	0.00	0.00	0.00	224,342.08
409 Wastewater Reserve Fund	679,473.90	28.63		679,502.53	0.00	0.00	0.00	679,502.53
412 Water Rights Acquisition Fund	366,923.40	13,323.76		380,247.16	-6.41	0.00	-429.87	379,810.88
413 Water Bond Redemption Fund	80,003.92	4.53	7,920.00	72,088.45	0.00	0.00	0.00	72,088.45
414 Wastewater Bond Redemption Fund	8,921.04	1,264.33		10,185.37	0.00	0.00	0.00	10,185.37
415 Water Bond Reserve Fund	83,416.50	1,370.65		84,787.15	0.00	0.00	0.00	84,787.15
416 Wastewater Bond Reserve Fund	74,572.75	5.20		74,577.95	0.00	0.00	0.00	74,577.95
417 Treatment Plant Reserve Fund	593,723.48	1,532.82		595,256.30	0.00	0.00	0.00	595,256.30
418 Water Short Lived Asset Reserve Fund	165,605.23	9,665.41		175,270.64	0.00	0.00	0.00	175,270.64
601 Remittances	389.90	424.38	389.90	424.38	0.00	0.00	0.00	424.38
Fund Totals	5,899,623.40	651,793.79	624,627.14	5,926,790.05	10,162.66	97.48	-7,857.70	5,929,192.49

TREASURER'S REPORT

Account Totals

City Of White Salmon

11/01/2021 To: 11/30/2021

Time: 14:51:24 Date: 12/07/2021
Page: 2

Cash Accounts	Beg Balance	Deposits	Withdrawals	Ending	Outstanding Rec	Outstanding Exp	Adj Balance
1 Checking Account	2,394,304.23	625,155.13	598,236.49	2,421,222.87	-7,857.70	10,260.14	2,423,625.31
3 Petty Cash	25.00	0.00	0.00	25.00	0.00	0.00	25.00
4 Cash Drawer 1	150.00	0.00	0.00	150.00	0.00	0.00	150.00
5 Cash Drawer 2	150.00	0.00	0.00	150.00	0.00	0.00	150.00
Total Cash:	2,394,629.23	625,155.13	598,236.49	2,421,547.87	-7,857.70	10,260.14	2,423,950.31
Investment Accounts	Beg Balance	Deposits	Withdrawals	Ending	Outstanding Rec	Outstanding Exp	Adj Balance
2 State Pool	3,504,994.17	248.01	0.00	3,505,242.18	0.00	0.00	3,505,242.18
Total Investments:	3,504,994.17	248.01	0.00	3,505,242.18	0.00	0.00	3,505,242.18
	5,899,623.40	625,403.14	598,236.49	5,926,790.05	-7,857.70	10,260.14	5,929,192.49

TREASURER'S REPORT
Fund Investments By Account

City Of White Salmon

Time: 14:51:24 Date: 12/07/2021
 Page: 3

11/01/2021 To: 11/30/2021

Fund Totals:	Previous Balance	Purchases	Interest	Total Investments	Liquidated	Ending Balance
001 000 Current Expense	882,499.37		62.44	62.44		882,561.81
108 000 Municipal Capital Imp Fund	384,753.77		27.22	27.22		384,780.99
110 000 Fire Reserve Fund	284,025.41		20.10	20.10		284,045.51
112 000 General Govt Reserve Fund	337,804.92		23.90	23.90		337,828.82
121 000 Police Vehicle Reserve Fund	77,417.81		5.48	5.48		77,423.29
303 000 Hotel/Motel Taxes	30,004.54		2.12	2.12		30,006.66
408 000 Water Reserve Fund	34,905.78		2.47	2.47		34,908.25
409 000 Wastewater Reserve Fund	404,558.06		28.63	28.63		404,586.69
412 000 Water Rights Acquisition Fund	293,842.26		20.79	20.79		293,863.05
413 000 Water Bond Redemption Fund	64,009.68		4.53	4.53		64,014.21
415 000 Water Bond Reserve Fund	73,912.56		5.23	5.23		73,917.79
416 000 Wastewater Bond Reserve Fund	73,424.32		5.20	5.20		73,429.52
417 000 Treatment Plant Reserve Fund	463,820.61		32.82	32.82		463,853.43
418 000 Water Short Lived Asset Reserve Fund	100,015.08		7.08	7.08		100,022.16
2 - State Pool	3,504,994.17	0.00	248.01	248.01		3,505,242.18
	3,504,994.17	0.00	248.01	248.01		3,505,242.18

TREASURER'S REPORT

Fund Investment Totals

City Of White Salmon

11/01/2021 To: 11/30/2021

Time: 14:51:24 Date: 12/07/2021
Page: 4

Fund Totals:	Previous Balance	Purchases	Interest	Ttl Investments	Liquidated	Investment Bal	Available Cash
001 Current Expense	882,499.37		62.44	62.44		882,561.81	590,084.11
101 Street Fund						0.00	288,639.60
108 Municipal Capital Imp Fund	384,753.77		27.22	27.22		384,780.99	37,177.63
110 Fire Reserve Fund	284,025.41		20.10	20.10		284,045.51	6,258.67
112 General Fund Reserve	337,804.92		23.90	23.90		337,828.82	1,453.17
121 Police Vehicle Reserve Fund	77,417.81		5.48	5.48		77,423.29	11,938.61
303 Hotel/Motel Taxes	30,004.54		2.12	2.12		30,006.66	82,304.30
307 New Pool Construction Fund						0.00	2,563.96
401 Water Fund						0.00	241,437.76
402 Wastewater Collection Fund						0.00	371,603.15
408 Water Reserve Fund	34,905.78		2.47	2.47		34,908.25	189,433.83
409 Wastewater Reserve Fund	404,558.06		28.63	28.63		404,586.69	274,915.84
412 Water Rights Acquisition Fund	293,842.26		20.79	20.79		293,863.05	86,384.11
413 Water Bond Redemption Fund	64,009.68		4.53	4.53		64,014.21	8,074.24
414 Wastewater Bond Redemption Fund						0.00	10,185.37
415 Water Bond Reserve Fund	73,912.56		5.23	5.23		73,917.79	10,869.36
416 Wastewater Bond Reserve Fund	73,424.32		5.20	5.20		73,429.52	1,148.43
417 Treatment Plant Reserve Fund	463,820.61		32.82	32.82		463,853.43	131,402.87
418 Water Short Lived Asset Reserve Fund	100,015.08		7.08	7.08		100,022.16	75,248.48
601 Remittances						0.00	424.38
	<u>3,504,994.17</u>		<u>248.01</u>	<u>248.01</u>		<u>3,505,242.18</u>	<u>2,421,547.87</u>

Ending fund balance (Page 1) - Investment balance = Available cash.

5,926,790.05

TREASURER'S REPORT

Outstanding Vouchers

City Of White Salmon

As Of: 11/30/2021 Date: 12/07/2021
 Time: 14:51:24 Page: 5

Year	Trans#	Date	Type	Acct#	War#	Vendor	Amount	Memo
2021	4074	11/23/2021	Util Pay	1		Xpress Bill Pay	126.79	Xpress Import - EFT - 11-23-2021__daily_batch.csv
2021	4075	11/23/2021	Util Pay	1		Xpress Bill Pay	449.54	Xpress Import - CheckFree - 11-23-2021__daily_batch.csv
2021	4081	11/24/2021	Util Pay	1		Xpress Bill Pay	167.78	Xpress Import - EFT - 11-24-2021__daily_batch.csv
2021	4082	11/24/2021	Util Pay	1		Xpress Bill Pay	67.39	Xpress Import - iPay - 11-24-2021__daily_batch.csv
2021	4083	11/25/2021	Util Pay	1		Xpress Bill Pay	126.79	Xpress Import - EFT - 11-25-2021__daily_batch.csv
2021	4086	11/26/2021	Util Pay	1		Xpress Bill Pay	50.00	Xpress Import - EFT - 11-26-2021__daily_batch.csv
2021	4088	11/27/2021	Util Pay	1		Xpress Bill Pay	101.77	Xpress Import - EFT - 11-27-2021__daily_batch.csv
2021	4091	11/29/2021	Tr Rec	1		Permitting Customer	467.26	
2021	4106	11/29/2021	Util Pay	1		Xpress Bill Pay	-67.39	Xpress Import - Returns - 11-29-2021__daily_batch.csv
2021	4107	11/29/2021	Util Pay	1		Xpress Bill Pay	1,327.67	Xpress Import - CC - 11-29-2021__daily_batch.csv
2021	4108	11/29/2021	Util Pay	1		Xpress Bill Pay	368.65	Xpress Import - EFT - 11-29-2021__daily_batch.csv
2021	4109	11/30/2021	Util Pay	1		Batch Customer	540.56	
2021	4111	11/30/2021	Tr Rec	1		Permitting Customer	2,080.10	
2021	4112	11/30/2021	Util Pay	1		Xpress Bill Pay	1,110.29	Xpress Import - CC - 11-30-2021__daily_batch.csv
2021	4113	11/30/2021	Util Pay	1		Xpress Bill Pay	531.23	Xpress Import - EFT - 11-30-2021__daily_batch.csv
2021	4114	11/30/2021	Util Pay	1		Xpress Bill Pay	409.27	Xpress Import - CheckFree - 11-30-2021__daily_batch.csv
							7,857.70	
Receipts Outstanding:								
2016	1220	03/16/2016	Claims	1	31118	Cecelia Joan Huard C/O Brad Huard	6.20	Refund inactive customer credit balance
2017	8301	11/01/2017	Claims	1	33126	David & Angela Hill	87.43	041725.1 - 393 NECHERRY ST
2018	768	02/07/2018	Claims	1	33497	Renee Wuollet	11.38	020675.0 - 560 NECENTER PL
2018	1201	03/07/2018	Claims	1	33577	Chris Parker	3.17	040127.2 - 705 NECHURCH PLACE # E
2018	3179	06/20/2018	Claims	1	33915	Lourens and Monette Pretorius	16.96	053189.0 - 17 ANNIE LANE
2018	7272	09/05/2018	Payroll	1	34156	Savannah Vargas	49.10	Aug Payroll #2
2018	7524	09/20/2018	Payroll	1	34222	Savannah Vargas	20.68	Sept Payroll #1
2018	8618	12/05/2018	Payroll	1	34449	Angelina Heredia	27.70	Nov Payroll #2
2019	2627	06/05/2019	Claims	1	35066	Christopher Stiffler	168.00	Reimburse - Wildland Firefighter Exam Fee
2019	3568	08/07/2019	Claims	1	35245	Mark Long	179.21	071525.2 - 1196 WJEWETT BLVD 1198 - Refund
2020	1811	05/06/2020	Claims	1	36098	James B Roberson Trust Lisa Doslu, Trustee	10.38	Credit Balance On Utility Acct #4750
2021	218	01/20/2021	Claims	1	36799	Thomas Hood	4.71	062750.0 - 625 SWWAUBISH ST- Credit Balance Refund
2021	228	01/20/2021	Claims	1	36809	Jennifer Schwab	49.19	073225.0 - 1180 SWTHORNTON DR - Utility Account 5929 Credit Balance Refund
2021	232	01/20/2021	Claims	1	36813	Garret Zallen	0.05	064200.1 - 366 SWEYRIE RD - Utility Account 5929 Credit Balance Refund
2021								022650.3 - 645 NEGRANDVIEW BLVD - Utility Account 1204 Credit Balance Refund

TREASURER'S REPORT
Signature Page

City Of White Salmon

11/01/2021 To: 11/30/2021

Time: 14:51:24 Date: 12/07/2021
Page: 7

We the undersigned officers for the City of White Salmon have reviewed the foregoing report and acknowledge that to the best of our knowledge this report is accurate and true:

Signed:  Signed: _____
Clerk/Treasurer/Date Chairman Budget Committee / Date

City of White Salmon
November 2021 Treasurer's Report Reconciliation

	Revenue	Expenditures
	651,793.79	624,627.14
Treasurer's Receipts	395,081.58	419,692.64 Claims
Utility Receipts	230,321.56	178,262.53 Payroll
Interfund Transfers	27,248.66	27,248.66 Interfund Transfers
		281.32 Service Charge - Account Analysis
		Service Charge - Safe Deposit Box
Revenue to Expenditure	-325.20	-325.20 Vehicle Payment Discount Fee
Revenue to Expenditure	-169.96	-169.96 Rosenberg Insurance Payment
Expenditure to Revenue	-150.00	-150.00 Park Deposit Refund
Expenditure to Revenue	-137.85	-137.85 Utility Account Balance Refund
Expenditure to Revenue	-75.00	-75.00 Short-term Rental Permit Fee Refund due to Mora
	651,793.79	624,627.14
	0.00	0.00

City of White Salmon

2021 November Treasurer's Report Reconciliation to Bank Statements

Treasurer's Report Ending Balance	5,926,790.05
Treasurer's Report Adjusted Ending Balance	5,929,192.49
Columbia State Bank (Cash)	2,423,625.31
US Bank (Time Value - Investment)	0.00
WA State Treasurer (State Pool - Investment)	3,505,242.18
Petty Cash	25.00
Drawer 1	150.00
Drawer 2	150.00
Drawer 3	0.00
Total Cash and Investments	5,929,192.49
Less Outstanding Checks (Page 6 of Treasurer's Report)	-10,260.14
Plus Outstanding Deposits (Page 1 of Treasurer's Report)	7,857.70
Bank Statement Adjusted Ending Balance	5,926,790.05
Difference	0.00

BANK RECONCILIATION

City Of White Salmon

Time: 14:42:10 Date: 12/07/2021

11/01/2021 To: 11/30/2021

Page: 1

1 Checking Account

Date	Balance Forward	2,391,052.90
10/26/2021		918.87
10/27/2021		285.15
10/28/2021		1,413.87
10/29/2021		5,059.11
10/30/2021		270.93
10/31/2021		660.76
11/01/2021		28,132.44
11/02/2021		5,111.15
11/03/2021		4,868.17
11/04/2021		110,311.02
11/05/2021		51,987.01
11/06/2021		303.94
11/07/2021		556.62
11/08/2021		11,077.59
11/09/2021		3,084.10
11/10/2021		6,547.66
11/11/2021		555.31
11/12/2021		9,841.38
11/13/2021		67.39
11/14/2021		241.95
11/15/2021		18,451.67
11/16/2021		9,054.05
11/17/2021		15,383.55
11/18/2021		4,384.46
11/19/2021		9,702.26
11/20/2021		5,687.73
11/21/2021		8,253.28
11/22/2021		208,051.96
11/23/2021		1,790.49
11/24/2021		1,726.31
11/26/2021		882.02
11/27/2021		101.77
11/28/2021		47.77
11/29/2021		12,933.01
11/30/2021		88,161.37
	Total Credits:	625,906.12

Year	Trans#	Date	Type	Chk#	Vendor	
2021	3014	09/01/2021	Claims	37377	Masonic Lodge # 163	175.00
2021	3448	10/06/2021	Claims	37445	Kay Alton	150.00
2021	3468	10/06/2021	Claims	37465	Masonic Lodge # 163	175.00
2021	3627	10/20/2021	Claims	37491	CenturyLink	1,348.12
2021	3640	10/20/2021	Claims	37504	SDS Lumber Co	628.18
2021	3713	10/26/2021	Claims	37511	Gorge Networks Inc	773.05
2021	3714	10/26/2021	Claims	37512	Shred-it USA LLC	372.58
2021	3715	10/26/2021	Claims	37513	Xerox Financial Services, LLC	772.93
2021	3744	11/03/2021	Claims		Kenneth B. Woodrich PC	3,120.00
2021	3813	11/03/2021	Claims	37517	Ace Hardware	276.81
2021	3814	11/03/2021	Claims	37518	Airgas USA, LLC	258.00
2021	3815	11/03/2021	Claims	37519	American Messaging - #1149685	23.53
2021	3816	11/03/2021	Claims	37520	Artistic Excavation, LLC	6,635.24
2021	3817	11/03/2021	Claims	37521	BSK Associates	170.00
2021	3818	11/03/2021	Claims	37522	Bell Design Company	4,538.00
2021	3819	11/03/2021	Claims	37523	Bingen, City Of	29,272.50

BANK RECONCILIATION

City Of White Salmon

Time: 14:42:10 Date: 12/07/2021

11/01/2021 To: 11/30/2021

Page: 2

Year	Trans#	Date	Type	Chk#	Vendor	
2021	3820	11/03/2021	Claims	37524	Brenntag Pacific, Inc	1,380.86
2021	3821	11/03/2021	Claims	37525	Charter Communications	267.95
2021	3822	11/03/2021	Claims	37526	Coburn Electric, Inc.	1,177.64
2021	3823	11/03/2021	Claims	37527	Rishell Graves	150.00
2021	3824	11/03/2021	Claims	37528	Green Construction, Inc.	61,718.03
2021	3825	11/03/2021	Claims	37529	Greg Holtman Construction	100.00
2021	3826	11/03/2021	Claims	37530	Hunsaker Oil Company Inc	1,492.83
2021	3827	11/03/2021	Claims	37531	Icesoft Technologies Inc	2,200.00
2021	3828	11/03/2021	Claims	37532	James Dean Construction	52,860.20
2021	3829	11/03/2021	Claims	37533	Jaques Sharp	532.50
2021	3830	11/03/2021	Claims	37534	Ned Kindler	148.50
2021	3831	11/03/2021	Claims	37535	Klickitat County Prosecutor	9.16
2021	3832	11/03/2021	Claims	37536	L.N, Curtis & Sons	1,578.95
2021	3834	11/03/2021	Claims	37538	NAPA Auto Parts dba Gorge Auto Parts	375.47
2021	3835	11/03/2021	Claims	37539	Northwest Natural Gas Co	148.14
2021	3836	11/03/2021	Claims	37540	OAWU	100.00
2021	3837	11/03/2021	Claims	37541	Office Depot	505.59
2021	3838	11/03/2021	Claims	37542	One Call Concepts Inc	44.94
2021	3839	11/03/2021	Claims	37543	Onsite Supply House LLC	269.36
2021	3840	11/03/2021	Claims	37544	Owen Equipment Company	387.06
2021	3841	11/03/2021	Claims	37545	PUD No 1 Of Klickitat County	6,299.03
2021	3842	11/03/2021	Claims	37546	Peterson CAT	106.04
2021	3843	11/03/2021	Claims	37547	Pioneer Surveying Engineering Inc	2,640.00
2021	3844	11/03/2021	Claims	37548	Pitney Bowes Global Financial LLC	179.15
2021	3845	11/03/2021	Claims	37549	Radcomp Technologies	7,314.61
2021	3847	11/03/2021	Claims	37551	Same Day Stage	54.00
2021	3848	11/03/2021	Claims	37552	Bethany and Michael Dienberg	137.85
2021	3849	11/03/2021	Claims	37553	Larry Spencer	148.50
2021	3850	11/03/2021	Claims	37554	Traffic Logix Corporation	5,682.45
2021	3851	11/03/2021	Claims	37555	TransUnion Risk & Alternative	80.63
2021	3852	11/03/2021	Claims	37556	Tum-A-Lum Lumber	29.39
2021	3853	11/03/2021	Claims	37557	US Bank	7,988.70
2021	3854	11/03/2021	Claims	37558	WA State Treas. Cash Mgmt Dept	380.74
2021	3855	11/03/2021	Claims	37559	White Salmon, City Of	98,617.35
2021	3856	11/03/2021	Claims	37560	Wilcox & Flegel	6,698.27
2021	3857	11/03/2021	Claims	37561	Zaya LLC	1,300.00
2021	3756	11/05/2021	Payroll		Ryan Hardie Adam	1,255.95
2021	3757	11/05/2021	Payroll		William R Avery II	2,993.50
2021	3758	11/05/2021	Payroll		Jan Brending	2,830.94
2021	3759	11/05/2021	Payroll		Erika Castro-Guzman	1,747.88
2021	3760	11/05/2021	Payroll		Brendan P Conboy	2,294.68
2021	3761	11/05/2021	Payroll		Jeffrey Cooper	2,152.58
2021	3762	11/05/2021	Payroll		Kate E Daniels	2,603.45
2021	3763	11/05/2021	Payroll		Andrew Dirks	2,066.92
2021	3764	11/05/2021	Payroll		Lisa L George	1,665.36
2021	3765	11/05/2021	Payroll		Suzanne Glaser	92.35
2021	3766	11/05/2021	Payroll		Edward L Gunnyon	2,278.76
2021	3767	11/05/2021	Payroll		Jason L Hartmann	152.49
2021	3768	11/05/2021	Payroll		Michael L Hepner	2,802.50
2021	3769	11/05/2021	Payroll		F Jay Holtmann	92.35
2021	3770	11/05/2021	Payroll		William F Hunsaker	2,579.08
2021	3771	11/05/2021	Payroll		Marla A Keethler	601.63
2021	3772	11/05/2021	Payroll		Jason Kinley	1,409.91
2021	3773	11/05/2021	Payroll		Ross E Lambert	2,051.65
2021	3774	11/05/2021	Payroll		Joshua Lewis	2,474.76
2021	3775	11/05/2021	Payroll		David S Lindley	152.49
2021	3776	11/05/2021	Payroll		Madelynn M McIlwain	1,894.48

BANK RECONCILIATION

City Of White Salmon

Time: 14:42:10 Date: 12/07/2021

11/01/2021 To: 11/30/2021

Page: 3

Year	Trans#	Date	Type	Chk#	Vendor	
2021	3777	11/05/2021	Payroll		Patrick R Munyan Jr	3,423.14
2021	3778	11/05/2021	Payroll		Stephanie M Porter	1,615.13
2021	3779	11/05/2021	Payroll		Ashley Post	152.49
2021	3780	11/05/2021	Payroll		Frank Randall	2,989.36
2021	3781	11/05/2021	Payroll		James A Ransier	152.49
2021	3782	11/05/2021	Payroll	37514	Joseph Turkiewicz	152.49
2021	3783	11/05/2021	Payroll	37515	Jess W Wardwell	92.35
2021	3784	11/05/2021	Payroll		AFLAC	247.14
2021	3785	11/05/2021	Payroll		Association Of WA Cities	34,626.02
2021	3786	11/05/2021	Payroll		Internal Revenue Service	16,270.87
2021	3787	11/05/2021	Payroll		LifeSecure Insurance Company	410.79
2021	3788	11/05/2021	Payroll		LifeSecure Insurance Company	1,221.60
2021	3789	11/05/2021	Payroll		LifeSecure Insurance Company	159.33
2021	3790	11/05/2021	Payroll		Oregon Department of Revenue	228.00
2021	3791	11/05/2021	Payroll		Standard Insurance	393.00
2021	3792	11/05/2021	Payroll		WA State Dept Retirement Systems	75.00
2021	3793	11/05/2021	Payroll		WA State Dept Retirement Systems	9,524.01
2021	3794	11/05/2021	Payroll	37516	WSCCCE	699.72
2021	3800	11/06/2021	Claims		Xpress Bill Pay	642.54
2021	3801	11/06/2021	Claims		Chase Paymentech	2,305.58
2021	3879	11/10/2021	Claims		USDA Rural Development	7,920.00
2021	3910	11/10/2021	Claims	37562	Sunset Air, Inc.	6,547.72
2021	3971	11/15/2021	Ser Chge		Columbia Bank #1080	281.32
2021	3944	11/17/2021	Claims		WA State Dept Revenue/Excise	16,610.93
2021	3985	11/17/2021	Claims	37563	Anderson Perry & Associates, Inc.	41,496.28
2021	3987	11/17/2021	Claims	37565	Aspect Consulting	3,724.00
2021	3990	11/17/2021	Claims	37568	CTX-Xerox	607.27
2021	3991	11/17/2021	Claims	37569	Cameron McCarthy Landscape Architecture	5,359.40
2021	3992	11/17/2021	Claims	37570	Columbia Gorge News, LLC	224.00
2021	3993	11/17/2021	Claims	37571	DataPro Solutions, Inc	167.06
2021	3994	11/17/2021	Claims	37572	Databar	1,534.87
2021	3995	11/17/2021	Claims	37573	Downtown Decorations, Inc.	1,707.55
2021	3996	11/17/2021	Claims	37574	Fitzjarrald, Lance D. Atty At Law	382.50
2021	3997	11/17/2021	Claims	37575	Goldendale Tire Center	1,287.85
2021	3998	11/17/2021	Claims	37576	Jaques Sharp	697.50
2021	3999	11/17/2021	Claims	37577	Klickitat County Health Dept	140.00
2021	4000	11/17/2021	Claims	37578	MCEDD	1,839.00
2021	4001	11/17/2021	Claims	37579	Mitchell K. Wilson, Interpreter	62.74
2021	4002	11/17/2021	Claims	37580	Mosier WiNet	455.00
2021	4003	11/17/2021	Claims	37581	Owen Equipment Company	93.64
2021	4004	11/17/2021	Claims	37582	Pacer Propane LLC	1,722.46
2021	4005	11/17/2021	Claims	37583	Public Safety Testing	134.00
2021	4006	11/17/2021	Claims	37584	Republic Services #487	461.34
2021	4007	11/17/2021	Claims	37585	Same Day Stage	59.00
2021	4008	11/17/2021	Claims	37586	Valin Corporation	1,380.66
2021	4009	11/17/2021	Claims	37587	Verizon Wireless	1,231.38
2021	4010	11/17/2021	Claims	37588	Walter E. Nelson Co.	763.46
2021	3945	11/19/2021	Payroll		Internal Revenue Service	16,154.00
2021	3946	11/19/2021	Payroll		Oregon Department of Revenue	159.00
2021	3947	11/19/2021	Payroll		WA State Dept Retirement Systems	75.00
2021	3948	11/19/2021	Payroll		WA State Dept Retirement Systems	9,694.40
2021	3949	11/19/2021	Payroll		Ryan Hardie Adam	1,416.76
2021	3950	11/19/2021	Payroll		William R Avery II	2,993.10
2021	3951	11/19/2021	Payroll		Jan Brending	2,831.98
2021	3952	11/19/2021	Payroll		Erika Castro-Guzman	1,518.96
2021	3953	11/19/2021	Payroll		Brendan P Conbooy	2,295.21
2021	3954	11/19/2021	Payroll		Jeffrey Cooper	2,062.82

BANK RECONCILIATION

City Of White Salmon

Time: 14:42:10 Date: 12/07/2021

11/01/2021 To: 11/30/2021

Page: 4

Year	Trans#	Date	Type	Chk#	Vendor	
2021	3955	11/19/2021	Payroll		Kate E Daniels	1,942.35
2021	3956	11/19/2021	Payroll		Andrew Dirks	1,507.68
2021	3957	11/19/2021	Payroll		Lisa L George	1,668.85
2021	3958	11/19/2021	Payroll		Edward L Gunnyon	2,409.51
2021	3959	11/19/2021	Payroll		Michael L Hepner	2,796.43
2021	3960	11/19/2021	Payroll		William F Hunsaker	2,585.81
2021	3961	11/19/2021	Payroll		Jason Kinley	2,769.14
2021	3962	11/19/2021	Payroll		Ross E Lambert	2,212.83
2021	3963	11/19/2021	Payroll		Joshua Lewis	2,735.21
2021	3964	11/19/2021	Payroll		Madelynn M Mcllwain	2,397.11
2021	3965	11/19/2021	Payroll		Patrick R Munyan Jr	3,418.38
2021	3966	11/19/2021	Payroll		Stephanie M Porter	1,799.07
2021	3967	11/19/2021	Payroll		Frank Randall	2,129.08
2021	3968	11/19/2021	Payroll		Troy Rosenburg	63.21
2021	4068	11/23/2021	Claims	37590	Gorge Networks Inc	772.31
2021	4069	11/23/2021	Claims	37591	PUD No 1 Of Klickitat County	2,666.99
Total Debits:						593,333.71
Reconciled Bank Balance:						2,423,625.31
2021	4074	11/23/2021	Util Pay	56517	Xpress Bill Pay	126.79
2021	4075	11/23/2021	Util Pay	56518	Xpress Bill Pay	449.54
2021	4081	11/24/2021	Util Pay	56524	Xpress Bill Pay	167.78
2021	4082	11/24/2021	Util Pay	56525	Xpress Bill Pay	67.39
2021	4083	11/25/2021	Util Pay	56526	Xpress Bill Pay	126.79
2021	4086	11/26/2021	Util Pay	56529	Xpress Bill Pay	50.00
2021	4088	11/27/2021	Util Pay	56531	Xpress Bill Pay	101.77
2021	4091	11/29/2021	Tr Rec	56534	Permitting Customer	467.26
2021	4106	11/29/2021	Util Pay	56549	Xpress Bill Pay	-67.39
2021	4107	11/29/2021	Util Pay	56550	Xpress Bill Pay	1,327.67
2021	4108	11/29/2021	Util Pay	56551	Xpress Bill Pay	368.65
2021	4109	11/30/2021	Util Pay	56552	Batch Customer	540.56
2021	4111	11/30/2021	Tr Rec	56553	Permitting Customer	2,080.10
2021	4112	11/30/2021	Util Pay	56554	Xpress Bill Pay	1,110.29
2021	4113	11/30/2021	Util Pay	56555	Xpress Bill Pay	531.23
2021	4114	11/30/2021	Util Pay	56556	Xpress Bill Pay	409.27
Outstanding Credits:						-7,857.70
2016	1220	03/16/2016	Claims	31118	Huard C/O Brad Huard, Cecelia Joan	6.20
2017	8301	11/01/2017	Claims	33126	Hill, David & Angela	87.43
2018	768	02/07/2018	Claims	33497	Wuollet, Renee	11.38
2018	1201	03/07/2018	Claims	33577	Parker, Chris	3.17
2018	3179	06/20/2018	Claims	33915	Pretorius, Lourens and Monette	16.96
2018	7272	09/05/2018	Payroll	34156	Vargas, Savannah	49.10
2018	7524	09/20/2018	Payroll	34222	Vargas, Savannah	20.68
2018	8618	12/05/2018	Payroll	34449	Heredia, Angelina	27.70
2019	2627	06/05/2019	Claims	35066	Stiffler, Christopher	168.00
2019	3568	08/07/2019	Claims	35245	Long, Mark	179.21
2020	1811	05/06/2020	Claims	36098	Lisa Doslu, Trustee, James B Roberson Trust	10.38
2021	218	01/20/2021	Claims	36799	Hood, Thomas	4.71
2021	228	01/20/2021	Claims	36809	Schwab, Jennifer	49.19
2021	232	01/20/2021	Claims	36813	Zallen, Garret	0.05
2021	1733	05/19/2021	Claims	37101	Kyte, Nora B.	3.34
2021	3458	10/06/2021	Claims	37455	Ernie's Locks & Keys	325.00
2021	3833	11/03/2021	Claims	37537	Masonic Lodge # 163	175.00
2021	3846	11/03/2021	Claims	37550	Reynier, Ron Atty At Law	1,400.00
2021	3984	11/17/2021	Claims	37589	Taylor, Chris	75.00
2021	3986	11/17/2021	Claims	37564	Aramark Uniform Services	284.96
2021	3988	11/17/2021	Claims	37566	Bell Design Company	6,070.25

BANK RECONCILIATION

City Of White Salmon

Time: 14:42:10 Date: 12/07/2021

11/01/2021 To: 11/30/2021

Page: 5

2021	3989	11/17/2021	Claims	37567	Buyer & Seller Home Inspection Service	1,100.00
2021	4070	11/23/2021	Claims	37592	Xerox Financial Services, LLC	192.43
						<hr/>
Outstanding Debits:						10,260.14
						<hr/>
Reconciled Book Balance:						2,421,222.87



Direct Inquiries to:
White Salmon (509) 493-2500
 P O Box 279 White Salmon WA 98672

STATEMENT OF ACCOUNT

Statement Date: 11/30/21
 Last Statement Date: 10/31/21
 Account: XXXXXX2469

CITY OF WHITE SALMON
 PO BOX 2139
 WHITE SALMON WA 98672-2139

SUMMARY OF ACCOUNT BALANCES

Account Name	Account Number	Ending Balance
Public Checking	XXXXXX2469	\$2,423,625.31

Public Checking

Account Number	XXXXXX2469	Beginning Balance	\$2,391,052.90
Credits			
Low Balance	\$2,151,101.55	Deposits	\$246,419.24
		ACH Credits	\$379,486.88
		Other Credits	\$0.00
		Total Credits	\$625,906.12
		Total Account Fees	\$0.00
Debits			
		ACH Debits	\$207,917.02
		Other Debits	\$281.32
		Electronic Checks	\$0.00
		Checks	\$385,135.37
		Total Debits	\$593,333.71
		Ending Balance	\$2,423,625.31

DEPOSITS

Date	Description	Amount
11-01	Deposit	\$2,457.32
11-02	Deposit	\$23,500.68
11-03	Deposit	\$2,423.97
11-04	Deposit	\$2,042.00
11-05	Deposit	\$104,563.49
11-08	Deposit	\$49,384.65
11-09	Deposit	\$10,134.46
11-10	Deposit	\$461.72
11-12	Deposit	\$4,315.80
11-15	Deposit	\$7,071.88
11-16	Deposit	\$14,817.44

TO HELP BALANCE YOUR ACCOUNT

Step 1- Update your checkbook record. Enter checks, interest credited, and service charges not recorded.

Step 2- LIST OUTSTANDING CHECKS, ATM, POS, AND OTHER WITHDRAWALS below.

Step 3- Check Reconciliation

Number		Amount		Number		Amount	
				TOTAL	\$		

Check Reconciliation	
Ending Statement Balance	
Add your deposits made but not shown on statement	
SUBTOTAL	
Subtract your total outstanding checks & other withdrawals (Step 2)	
This should agree with your checkbook balance	

SPECIAL NOTATIONS ON YOUR STATEMENT:

1. A minus sign (-) to the left of an Ending Balance figure means the account was overdrawn that day.

ON CALL: You may verify preauthorized deposits or payments, access account information, transfer funds, or make a loan payment anytime by using our automated service. Please call 253-305-0050 or 1-800-304-0050.

IN CASE OF LOSS OR THEFT OF YOUR DEBIT OR ATM CARD: Notify us immediately at 1-877-272-3678 to report the loss, theft or disappearance of your debit or ATM card, the disclosure of your PIN, or that an unauthorized transfer or purchase has occurred or might occur.

IN CASE OF ERRORS OR QUESTIONS ABOUT NON-ELECTRONIC TRANSACTIONS: You must notify us within 30 days of the date we mailed or made this statement available to you of any unauthorized or missing signature, alteration on a check, unauthorized or missing endorsement, or other improper charges identified on this statement. Failure to notify us within the prescribed time period or to commence action against us within 90 days after notice to us will preclude you from asserting claims against us based on such checks or charges.

IN CASE OF ERRORS OR QUESTIONS ABOUT ELECTRONIC TRANSFERS:

CONSUMER ACCOUNTS: Telephone or write us using the telephone number or address listed below as soon as you can, if you think your statement or receipt is wrong, or if you need more information about a transfer on the statement or receipt. We must hear from you no later than 60 days after we sent you the FIRST statement on which the problem or error appeared.

1. Tell us your name and account number.
2. Describe the error or transfer in question, and explain as clearly as you can why you believe it is an error or why you need more information.
3. Tell us the dollar amount of the suspected error.
4. If you tell us orally, we may require that you send us your complaint or question in writing within 10 business days.

We will investigate your complaint and correct any error promptly. If we take more than 10 business days to do this, we will credit your account for the amount you think is in error, so you will have use of the money during the time it takes us to complete our investigation. If we ask you to put your complaint or question in writing and we do not receive it within 10 business days, we may not credit your account.

BUSINESS ACCOUNTS: Telephone us using the telephone number below as soon as you can.

Telephone: 1-877-272-3678

Address: Columbia Bank
 Visa Card Services MS 6935
 PO Box 2156
 Tacoma, WA 98401-2156

Statement Date: 11/30/21

Account: XXXXXX2469

DEPOSITS (continued)

Date	Description	Amount
11-17	Deposit	\$4,362.69
11-19	Deposit	\$1,013.76
11-19	Deposit	\$1,223.57
11-22	Deposit	\$1,369.08
11-23	Deposit	\$2,650.93
11-24	Deposit	\$640.33
11-30	Deposit	\$1,052.46
11-30	Deposit	\$12,933.01
Total Deposits:		\$246,419.24

ACH CREDITS

Date	Description	Amount
11-01	Preauthorized ACH Cr PAYMENTECH DEPOSIT 21000023769541 5708363	\$636.70
11-01	Preauthorized ACH Cr CITY OF WHITE SA CREDITS 124000054844896 159489597WD	\$918.87
11-02	Preauthorized ACH Cr WA ST TREASURER REVDISTRIB 42000010583492 02530	\$125.00
11-02	Preauthorized ACH Cr PAYMENTECH DEPOSIT 21000021464519 5708363	\$169.16
11-02	Preauthorized ACH Cr PAYMENTECH DEPOSIT 21000021835842 5708363	\$251.77
11-02	Preauthorized ACH Cr CITY OF WHITE SA CREDITS 124000056017939 159545104WD	\$285.15
11-02	Preauthorized ACH Cr PAYMENTECH DEPOSIT 21000029757564 5708363	\$1,809.13
11-03	Preauthorized ACH Cr CITY OF WHITE SA CREDITS 124000057677317 159725479WD	\$777.17
11-03	Preauthorized ACH Cr PAYMENTECH DEPOSIT 21000021127600 5708363	\$3,064.95
11-04	Preauthorized ACH Cr PAYMENTECH DEPOSIT 21000027211741 5708363	\$432.20
11-04	Preauthorized ACH Cr CITY OF WHITE SA CREDITS 124000058591318 159783020WD	\$1,303.42
11-05	Preauthorized ACH Cr WA ST TREASURER REVDISTRIB 42000017562894 02530	\$200.00
11-05	Preauthorized ACH Cr PAYMENTECH DEPOSIT 21000025388113 5708363	\$945.21
11-05	Preauthorized ACH Cr CITY OF WHITE SA CREDITS 124000050089556 159841359WD	\$1,566.81
11-08	Preauthorized ACH Cr CITY OF WHITE SA CREDITS 124000051337897 159900057WD	\$2,129.98
11-08	Preauthorized ACH Cr PAYMENTECH DEPOSIT 21000026465603 5708363	\$3,049.52
11-09	Preauthorized ACH Cr WA ST TREASURER REVDISTRIB 42000018143716 02530	\$100.00
11-09	Preauthorized ACH Cr PAYMENTECH DEPOSIT 21000025284507 5708363	\$303.94
11-09	Preauthorized ACH Cr PAYMENTECH DEPOSIT 21000023054029 5708363	\$525.82



STATEMENT OF ACCOUNT

Statement Date: 11/30/21
Account: XXXXXX2469

ACH CREDITS (continued)

Date	Description	Amount
11-09	Preauthorized ACH Cr PAYMENTECH DEPOSIT 21000023525328 5708363	\$556.62
11-09	Preauthorized ACH Cr CITY OF WHITE SA CREDITS 124000052462206 159982697WD	\$1,880.96
11-10	Preauthorized ACH Cr PAYMENTECH DEPOSIT 21000023006825 5708363	\$251.31
11-10	Preauthorized ACH Cr CITY OF WHITE SA CREDITS 124000053594132 160089324WD	\$2,698.01
11-12	Preauthorized ACH Cr PAYMENTECH DEPOSIT 21000027727438 5708363	\$770.04
11-12	Preauthorized ACH Cr PAYMENTECH DEPOSIT 21000028745049 5708363	\$993.51
11-12	Preauthorized ACH Cr CITY OF WHITE SA CREDITS 124000054712328 160153795WD	\$1,876.54
11-15	Preauthorized ACH Cr WA ST TREASURER REVDISTRIB 42000011865530 02530	\$295.83
11-15	Preauthorized ACH Cr PAYMENTECH DEPOSIT 21000022205441 5708363	\$453.54
11-15	Preauthorized ACH Cr CITY OF WHITE SA CREDITS 124000056224263 160271485WD	\$691.82
11-16	Preauthorized ACH Cr PAYMENTECH DEPOSIT 21000022262945 5708363	\$67.39
11-16	Preauthorized ACH Cr PAYMENTECH DEPOSIT 21000020276102 5708363	\$1,115.85
11-16	Preauthorized ACH Cr CITY OF WHITE SA CREDITS 124000057621479 160392426WD	\$1,528.87
11-17	Preauthorized ACH Cr PAYMENTECH DEPOSIT 21000025550545 5708363	\$1,517.67
11-17	Preauthorized ACH Cr CITY OF WHITE SA CREDITS 124000058697338 160610576WD	\$1,563.59
11-18	Preauthorized ACH Cr CITY OF WHITE SA CREDITS 124000059627787 160686018WD	\$1,895.60
11-18	Preauthorized ACH Cr PAYMENTECH DEPOSIT 21000020884749 5708363	\$2,409.28
11-19	Preauthorized ACH Cr CITY OF WHITE SA CREDITS 124000050743150 160753774WD	\$1,820.73
11-19	Preauthorized ACH Cr PAYMENTECH DEPOSIT 21000022540459 5708363	\$8,949.99
11-22	Preauthorized ACH Cr PAYMENTECH DEPOSIT 21000021283369 5708363	\$1,421.63
11-22	Preauthorized ACH Cr CITY OF WHITE SA CREDITS 124000051839749 160812001WD	\$2,180.31
11-22	Preauthorized ACH Cr CITY WS DB UTILPYM 5200 125108270008721 1916001528	\$43,924.60
11-22	Preauthorized ACH Cr KLUICKITAT COUNTY PAYMENTS 125108270009323 WHITE SALMON	\$135,497.17
11-23	Preauthorized ACH Cr WA ST TREASURER REVDISTRIB 42000012358284 02530	\$504.16
11-23	Preauthorized ACH Cr PAYMENTECH DEPOSIT 21000027483696 5708363	\$3,900.80
11-23	Preauthorized ACH Cr PAYMENTECH DEPOSIT 21000029174494 5708363	\$3,936.20



STATEMENT OF ACCOUNT

Statement Date: 11/30/21
 Account: XXXXXX2469

ACH CREDITS (continued)

Date	Description	Amount
11-23	Preauthorized ACH Cr CITY OF WHITE SA CREDITS 124000052886363 160886572WD	\$5,209.99
11-23	Preauthorized ACH Cr PAYMENTECH DEPOSIT 21000026460804 5708363	\$5,734.03
11-24	Preauthorized ACH Cr WA ST TREASURER REVDISTRIB 42000013632155 02530	\$200.00
11-24	Preauthorized ACH Cr CITY OF WHITE SA CREDITS 124000053969832 161099568WD	\$2,050.84
11-24	Preauthorized ACH Cr PAYMENTECH DEPOSIT 21000026450797 5708363	\$14,633.45
11-26	Preauthorized ACH Cr PAYMENTECH DEPOSIT 21000023261631 5708363	\$473.85
11-26	Preauthorized ACH Cr PAYMENTECH DEPOSIT 21000029850342 5708363	\$646.00
11-26	Preauthorized ACH Cr USDA TREAS 310 MISC PAY 101036154020317 916001528124012	\$675.00
11-26	Preauthorized ACH Cr CITY OF WHITE SA CREDITS 124000055129704 161169929WD	\$8,703.16
11-29	Preauthorized ACH Cr CITY OF WHITE SA CREDITS 124000056315944 161250461WD	\$11,345.81
11-30	Preauthorized ACH Cr PAYMENTECH DEPOSIT 21000022216487 5708363	\$47.77
11-30	Preauthorized ACH Cr PAYMENTECH DEPOSIT 21000029489343 5708363	\$101.77
11-30	Preauthorized ACH Cr PAYMENTECH DEPOSIT 21000027349034 5708363	\$207.02
11-30	Preauthorized ACH Cr WA ST TREASURER REVDISTRIB 42000010626081 02530	\$88,161.37

Total ACH Credits: \$379,486.88

ACH DEBITS

Date	Description	Amount
11-02	Preauthorized ACH Dr Vimly Benefit So Vimly Bene 91000011666788 ST-V8U2H7S8P8R1	\$34,626.02
11-03	Preauthorized ACH Dr LIFESECURE INSU INSURANCE LISTBILL 111000014420058 LB0000000060506	\$159.33
11-03	Preauthorized ACH Dr PAYMENTECH FEE 21000021151289 5708363	\$2,305.58
11-03	Preauthorized ACH Dr CITY WS DB DEPOSIT 125108270004792 1916001528	\$3,120.00
11-05	Preauthorized ACH Dr WA DEPT RET SYS DRS EPAY 42000018570779 04215041	\$75.00
11-05	Preauthorized ACH Dr Standard Ins premium 42000011766725 STASIC000173509	\$393.00
11-05	Preauthorized ACH Dr Xpress Bill Pay Billing 124000050356227 10295	\$642.54
11-05	Preauthorized ACH Dr WA DEPT RET SYS DRS EPAY 42000018570778 04215040	\$9,524.01
11-05	Preauthorized ACH Dr IRS USATAXPYMT 61036010050216 270170973227680	\$16,270.87
11-05	Preauthorized ACH Dr CITY WS DB PAYROLL 125108270018240 1916001528	\$44,526.32



STATEMENT OF ACCOUNT

Statement Date: 11/30/21
 Account: XXXXXX2469

ACH DEBITS (continued)

Date	Description	Amount
11-08	Preauthorized ACH Dr OR REVENUE DEPT TAXPAYMENT 42000019455722 2926336	\$228.00
11-09	Preauthorized ACH Dr AFLAC INSURANCE 21000025376811 0EXM7699610	\$247.14
11-09	Preauthorized ACH Dr LIFESECURE INSU INSURANCE 111000015064830 LS00049572	\$410.79
11-09	Preauthorized ACH Dr LIFESECURE INSU INSURANCE 111000015064829 LS00049566	\$1,221.60
11-10	Preauthorized ACH Dr USDA RD DCFO PAYMENT 41036042056907 0000	\$7,920.00
11-18	Preauthorized ACH Dr WA DEPT REVENUE TAX PYMT 42000011912746 7560142	\$16,610.93
11-19	Preauthorized ACH Dr WA DEPT RET SYS DRS EPAY 42000011813821 04218917	\$9,769.40
11-19	Preauthorized ACH Dr IRS USATAXPYMT 61036010066888 270172352765856	\$16,154.00
11-19	Preauthorized ACH Dr CITY WS DB PAYROLL 125108270011354 1916001528	\$43,553.49
11-22	Preauthorized ACH Dr OR REVENUE DEPT TAXPAYMENT 42000012952342 1456629504	\$159.00
Total ACH Debits:		\$207,917.02

OTHER DEBITS

Date	Description	Amount
11-15	Analysis Charge Account Analysis Fee	\$281.32
Total Other Debits:		\$281.32

CHECKS

Number	Date	Amount	Number	Date	Amount	Number	Date	Amount
37377	11-02	\$175.00	37527	11-12	\$150.00	37549	11-09	\$7,314.61
37445*	11-04	\$150.00	37528	11-09	\$61,718.03	37551*	11-09	\$54.00
37465*	11-02	\$175.00	37529	11-09	\$100.00	37552	11-10	\$137.85
37491*	11-02	\$1,348.12	37530	11-09	\$1,492.83	37553	11-08	\$148.50
37504*	11-01	\$628.18	37531	11-15	\$2,200.00	37554	11-12	\$5,682.45
37511*	11-01	\$773.05	37532	11-08	\$52,860.20	37555	11-10	\$80.63
37512	11-01	\$372.58	37533	11-17	\$532.50	37556	11-09	\$29.39
37513	11-02	\$772.93	37534	11-18	\$148.50	37557	11-16	\$7,988.70
37514	11-15	\$152.49	37535	11-15	\$9.16	37558	11-12	\$380.74
37515	11-08	\$92.35	37536	11-12	\$1,578.95	37559	11-05	\$98,617.35
37516	11-09	\$699.72	37538*	11-09	\$375.47	37560	11-09	\$6,698.27
37517	11-19	\$276.81	37539	11-15	\$148.14	37561	11-08	\$1,300.00
37518	11-10	\$258.00	37540	11-12	\$100.00	37562	11-24	\$6,547.72
37519	11-10	\$23.53	37541	11-12	\$505.59	37563	11-23	\$41,496.28
37520	11-10	\$6,635.24	37542	11-12	\$44.94	37565*	11-23	\$3,724.00
37521	11-10	\$170.00	37543	11-10	\$269.36	37568*	11-23	\$607.27
37522	11-15	\$4,538.00	37544	11-10	\$387.06	37569	11-30	\$5,359.40
37523	11-10	\$29,272.50	37545	11-09	\$6,299.03	37570	11-26	\$224.00
37524	11-10	\$1,380.86	37546	11-10	\$106.04	37571	11-23	\$167.06
37525	11-15	\$267.95	37547	11-08	\$2,640.00	37572	11-23	\$1,534.87
37526	11-09	\$1,177.64	37548	11-16	\$179.15	37573	11-23	\$1,707.55



STATEMENT OF ACCOUNT

Statement Date: 11/30/21
 Account: XXXXXX2469

CHECKS (continued)

Number	Date	Amount	Number	Date	Amount	Number	Date	Amount
37574	11-24	\$382.50	37580	11-24	\$455.00	37586	11-26	\$1,380.66
37575	11-22	\$1,287.85	37581	11-26	\$93.64	37587	11-26	\$1,231.38
37576	11-26	\$697.50	37582	11-24	\$1,722.46	37588	11-24	\$763.46
37577	11-23	\$140.00	37583	11-24	\$134.00	37590*	11-30	\$772.31
37578	11-22	\$1,839.00	37584	11-29	\$461.34	37591	11-29	\$2,666.99
37579	11-23	\$62.74	37585	11-23	\$59.00			

* indicates skip in check sequence

Total Checks: \$385,135.37

DAILY BALANCES

Date	Balance	Date	Balance	Date	Balance
11-01	\$2,393,291.98	11-10	\$2,203,599.37	11-22	\$2,332,208.49
11-02	\$2,382,335.80	11-12	\$2,203,112.59	11-23	\$2,304,645.83
11-03	\$2,383,016.98	11-15	\$2,204,028.60	11-24	\$2,312,165.31
11-04	\$2,386,644.60	11-16	\$2,213,390.30	11-26	\$2,319,036.14
11-05	\$2,323,871.02	11-17	\$2,220,301.75	11-29	\$2,327,253.62
11-08	\$2,321,166.12	11-18	\$2,207,847.20	11-30	\$2,423,625.31
11-09	\$2,246,829.40	11-19	\$2,151,101.55		

BANK RECONCILIATION

City Of White Salmon

11/01/2021 To: 11/30/2021

Time: 14:50:29 Date: 12/07/2021

Page: 1

2 State Pool

Date	Balance Forward	
11/30/2021		3,504,994.17
		<u>248.01</u>
	Total Credits:	248.01

Year	Trans#	Date	Type	Chk#	Vendor
------	--------	------	------	------	--------

Total Debits: 0.00

Reconciled Bank Balance: 3,505,242.18

Outstanding Credits: _____

Outstanding Debits: _____

Reconciled Book Balance: 3,505,242.18

Local Government Investment Pool
Statement of Account for No: 02530
Primary Account
November 2021

CITY OF WHITE SALMON
PO BOX 2139
WHITE SALMON, WA 98672-8672

Date	Description	Comment	Deposits	Withdrawals	Balance
11/01/2021	Beginning Balance				3,504,994.17
11/30/2021	Month End Balance				3,504,994.17
	November Earnings	Daily Factor Earnings	248.01		
	Net Ending Balance				3,505,242.18

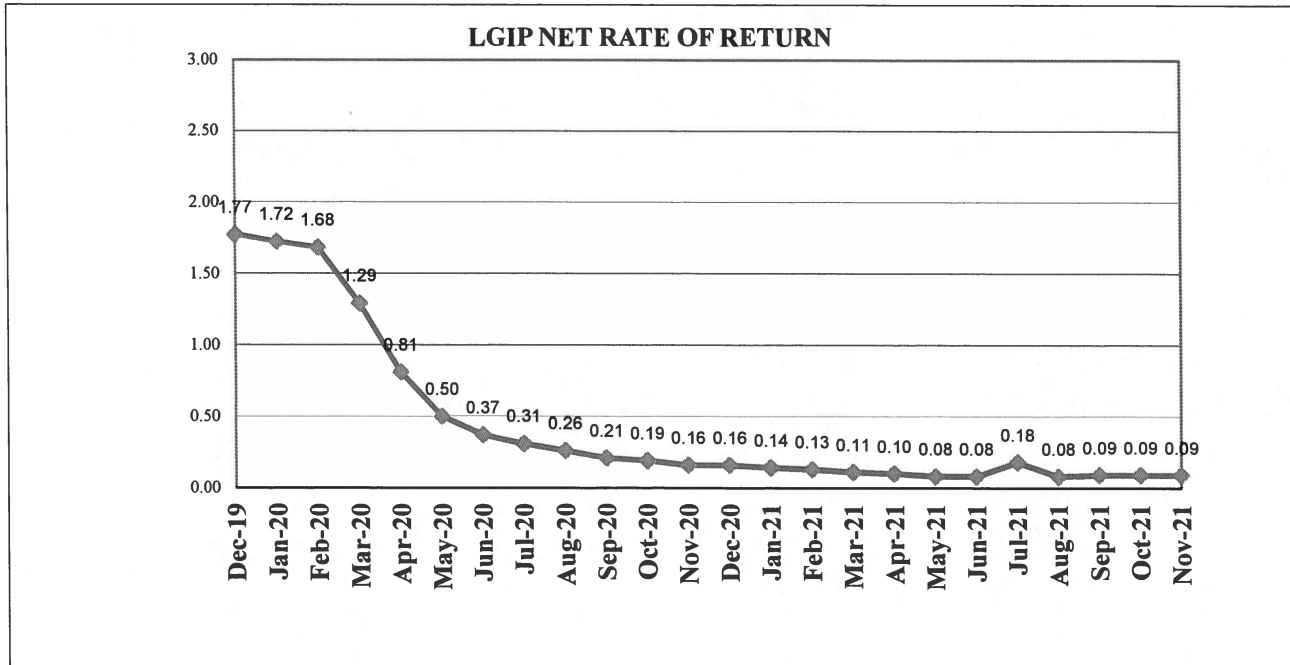
Account Summary

Beginning Balance:	3,504,994.17	Gross Earnings:	263.69
Deposits:	0.00	Administrative Fee:	15.68
Withdrawals:	0.00	Net Earnings:	248.01
Month End Balance:	3,504,994.17		
Administrative Fee Rate:	0.0054 %	Net Ending Balance:	3,505,242.18
Gross Earnings Rate:	0.0915 %		
Net Earnings Rate:	0.0861 %	Average Daily Balance:	3,504,994.17

**WASHINGTON STATE
LOCAL GOVERNMENT INVESTMENT POOL
November 30, 2021**

Investment Type	Average Balance	Nov-21	Average Balance	2021
	<u>Nov-21</u>	<u>Percentage</u>	<u>CY 2021</u>	<u>Percentage</u>
Agency Bullets	49,999,832.90	0.21%	63,832,233.14	0.29%
Agency Discount Notes	1,740,610,472.15	7.40%	867,754,003.59	3.97%
Agency Floating Rate Notes	2,778,833,252.92	11.81%	2,602,198,781.52	11.92%
Agency Variable Rate Notes	199,989,382.15	0.85%	208,782,303.37	0.96%
Certificates of Deposit	86,625,000.00	0.37%	120,044,161.68	0.55%
IB Bank Deposit	2,213,357,486.25	9.41%	2,268,639,484.24	10.39%
Repurchase Agreements	781,666,666.67	3.32%	669,910,179.63	3.07%
SOFR Floating Rate Notes	0.00	0.00%	0.00	0.00%
Supras - Bullets	100,400,295.86	0.43%	153,616,467.68	0.70%
Supras - Discount Notes	99,981,166.67	0.42%	119,435,300.23	0.55%
Supras- Floating Rate Notes	0.00	0.00%	0.00	0.00%
Supras - Variables	0.00	0.00%	0.00	0.00%
Term Repurchase Agreements	391,666,666.67	1.66%	458,532,934.13	2.10%
U.S. Treasury Securities	13,869,846,177.52	58.95%	13,254,165,280.53	60.70%
US Treasury Floating Rate Notes	1,214,335,092.90	5.16%	1,049,611,528.13	4.81%
Total Avg Daily Balance	23,527,311,492.65	100.00%	21,836,522,657.88	100.00%

Avg Days to Maturity 46 days



* Rates are calculated on a 365-day basis

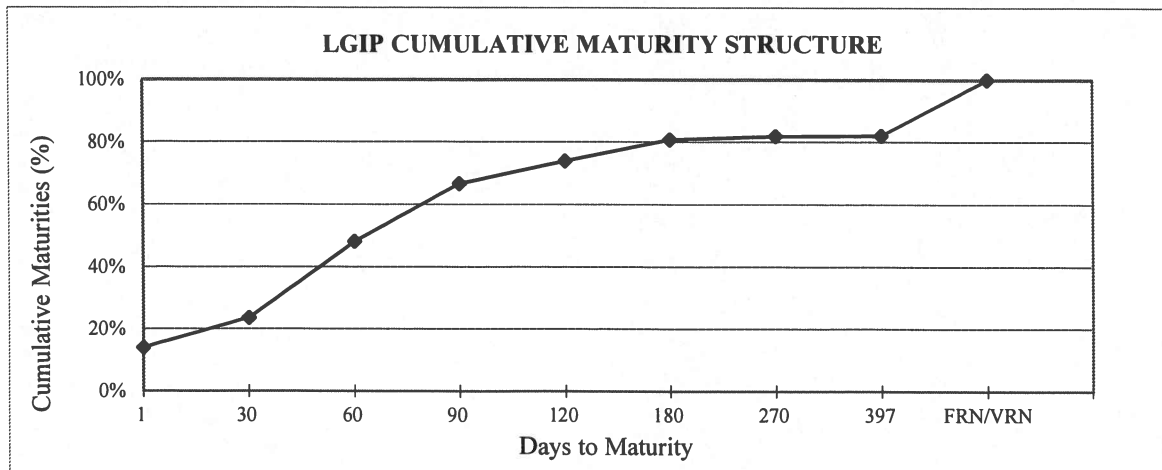
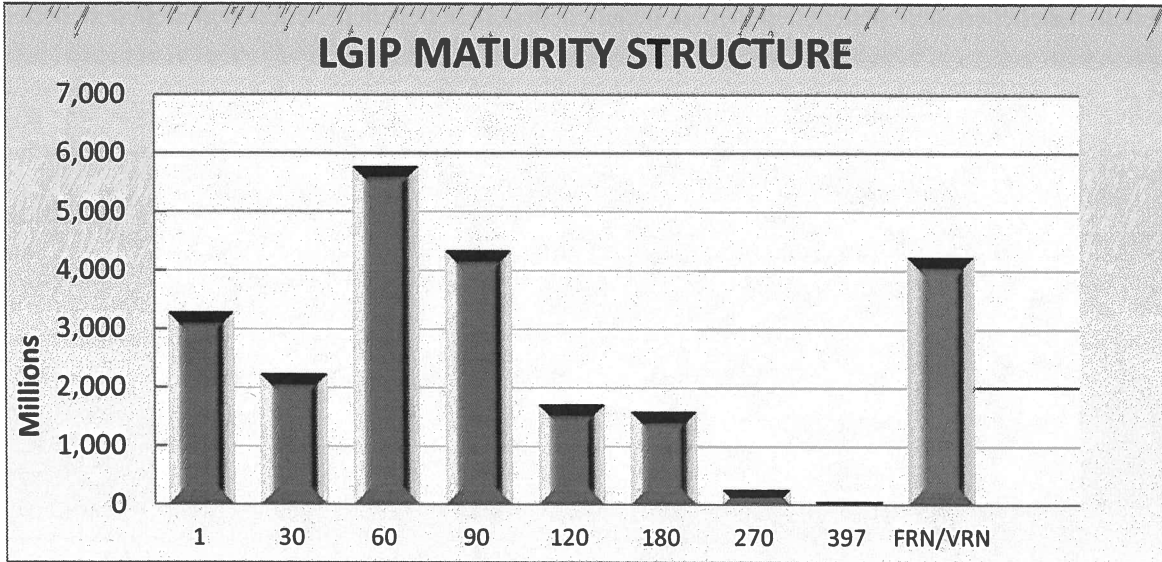
**WASHINGTON STATE
LOCAL GOVERNMENT INVESTMENT POOL
November 30, 2021**

<u>DAYS TO MATURITY</u>	<u>\$ MATURING (PAR VALUE)*</u>	<u>% MATURING</u>	<u>CUMULATIVE % MATURING</u>
1	3,291.58	14.0%	14.0%
2-30	2,241.23	9.5%	23.6%
31-60	5,773.52	24.6%	48.1%
61-90	4,341.95	18.5%	66.6%
91-120	1,714.67	7.3%	73.9%
121-180	1,600.00	6.8%	80.7%
181-270	250.00	1.1%	81.8%
271-397	50.00	0.2%	82.0%
FRN/VRN	4,221.81	18.0%	100.0%

PORTFOLIO TOTAL:

23,484.76

* Amounts in millions of dollars



BANK RECONCILIATION

City Of White Salmon

Time: 14:50:44 Date: 12/07/2021

11/01/2021 To: 11/30/2021

Page: 1

3 Petty Cash

Date	Balance Forward	25.00
------	-----------------	-------

Total Credits:	0.00
----------------	------

Year	Trans#	Date	Type	Chk#	Vendor
------	--------	------	------	------	--------

Total Debits:	0.00
---------------	------

Reconciled Bank Balance:	25.00
--------------------------	-------

Outstanding Credits:	
----------------------	--

Outstanding Debits:	
---------------------	--

Reconciled Book Balance:	25.00
---------------------------------	--------------

BANK RECONCILIATION

City Of White Salmon

11/01/2021 To: 11/30/2021

Time: 14:50:55 Date: 12/07/2021

Page: 1

4 Cash Drawer 1

Date	Balance Forward	150.00
	Total Credits:	0.00

Year	Trans#	Date	Type	Chk#	Vendor
------	--------	------	------	------	--------

Total Debits:	0.00
---------------	------

Reconciled Bank Balance:	150.00
--------------------------	--------

Outstanding Credits:	
----------------------	--

Outstanding Debits:	
---------------------	--

Reconciled Book Balance:	150.00
---------------------------------	---------------

BANK RECONCILIATION

City Of White Salmon

Time: 14:51:07 Date: 12/07/2021

11/01/2021 To: 11/30/2021

Page: 1

5 Cash Drawer 2

Date	Balance Forward	150.00
------	-----------------	--------

Total Credits:	0.00
----------------	------

Year	Trans#	Date	Type	Chk#	Vendor
------	--------	------	------	------	--------

Total Debits:	0.00
---------------	------

Reconciled Bank Balance:	150.00
--------------------------	--------

Outstanding Credits:	
----------------------	--

Outstanding Debits:	
---------------------	--

Reconciled Book Balance:	150.00
---------------------------------	---------------

File Attachments for Item:

2. December 2021 Budget Report (Line item detail is available under "Supporting Documents")

**City of White Salmon
Budget Summary Report
As of December 31, 2021**

	Budget Revenue	Year-To-Date Revenue	Remaining	100.00%	Budget Expenditures	Year-To Date Expenditures	Remaining	100.00%
001 Current Expense								
Finance					504,903.00	482,119.78	22,783.22	95.49%
Central Services (HR)					71,472.00	70,139.68	1,332.32	98.14%
General Government					267,445.00	227,166.57	40,278.43	84.94%
Building					135,306.00	127,012.63	8,293.37	93.87%
Community Services					96,650.00	52,306.74	44,343.26	54.12%
Planning					283,777.00	240,616.54	43,160.46	84.79%
Park					290,357.00	216,153.60	74,203.40	74.44%
Police					1,087,164.00	978,546.22	108,617.78	90.01%
Fire					179,763.00	137,291.44	42,471.56	76.37%
001 Current Expense	2,926,465.00	2,983,412.59	-56,947.59	101.95%	2,916,837.00	2,531,353.20	385,483.80	86.78%
101 Street Fund	488,015.00	486,231.44	1,783.56	99.63%	589,076.00	387,021.03	202,054.97	65.70%
108 Municipal Capital Imp. Fund	130,157.00	132,949.40	-2,792.40	102.15%	0.00	0.00	0.00	0.00%
110 Fire Reserve Fund	48,366.00	48,363.76	2.24	100.00%	0.00	0.00	0.00	0.00%
112 General Fund Reserve	156.00	153.62	2.38	98.47%	0.00	0.00	0.00	0.00%
121 Police Vehicle Reserve Fund	30,081.00	30,080.20	0.80	100.00%	60,000.00	58,186.04	1,813.96	96.98%
303 Hotel/Motel Tax	75,938.00	77,750.23	-1,812.23	102.39%	0.00	0.00	0.00	0.00%
307 New Pool Construction Fund	0.00	0.00	0.00	0.00%	0.00	0.00	0.00	0.00%
401 Water Fund	2,961,260.00	2,476,540.31	484,719.69	83.63%	2,742,332.93	2,495,698.34	246,634.59	91.01%
402 Wastewater Collection Fund	1,022,492.00	1,038,193.44	-15,701.44	101.54%	1,057,098.00	1,054,851.02	2,246.98	99.79%
408 Water Reserve Fund	48,497.00	48,497.53	-0.53	100.00%	322,076.00	243,679.58	78,396.42	75.66%
409 Wastewater Reserve Fund	440.00	435.03	4.97	98.87%	0.00	0.00	0.00	0.00%
412 Water Rights Acquisition Fund	160,130.00	161,211.45	-1,081.45	100.68%	123,985.00	123,984.24	0.76	100.00%

City of White Salmon
 Budget Summary Report
 As of December 31, 2021

	Budget Revenue	Year-To-Date Revenue	Remaining	100.00%	Budget Expenditures	Year-To Date Expenditures	Remaining	100.00%
413 Water Bond Redemption Fund	118,122.00	118,121.14	0.86	100.00%	118,102.00	118,100.51	1.49	100.00%
414 Wastewater Bond Redemption Fund	15,172.00	15,172.00	0.00	100.00%	15,172.00	15,170.49	1.51	99.99%
415 Water Bond Resesrve Fund	16,417.00	16,417.90	-0.90	100.01%	0.00	0.00	0.00	0.00%
416 Wastewater Bond Reserve Fund	40.00	40.14	-0.14	100.35%	0.00	0.00	0.00	0.00%
417 Treatment Plant Reserve Fund	24,364.00	30,359.76	-5,995.76	124.61%	117,116.00	0.00	117,116.00	0.00%
418 Water Short Lived Asset Reserve Fund	115,929.00	115,929.87	-0.87	100.00%	150,000.00	84,656.32	65,343.68	56.44%
420 USDA Rural Develop. Jewett Water	2,951,643.70	2,951,643.70	0.00	100.00%	2,951,643.70	2,951,643.70	0.00	100.00%
601 Remittances	4,981.00	4,921.97	59.03	98.81%	4,981.00	4,921.97	59.03	98.81%
Total	11,138,665.70	10,736,425.48	402,240.22	96.39%	11,168,419.63	10,069,266.44	1,099,153.19	90.16%

Note: Revenue does not include beginning balances and expenditures does not include ending balances

**City of White Salmon
December 2021
Budget Report**

TREASURER'S REPORT

Fund Totals

City Of White Salmon

12/01/2021 To: 12/31/2021

Time: 10:40:04 Date: 01/31/2022
Page: 1

Fund	Previous Balance	Revenue	Expenditures	Ending Balance	Claims Clearing	Payroll Clearing	Outstanding Deposits	Adjusted Ending Balance
001 Current Expense	1,472,645.92	212,604.96	364,535.72	1,320,715.16	93,073.72	7,633.99	-11,097.45	1,410,325.42
101 Street Fund	288,639.60	34,907.86	31,068.82	292,478.64	13,599.60	651.57	0.00	306,729.81
107 Pool Fund	0.00	0.00	0.00	0.00	0.00	77.69	0.00	77.69
108 Municipal Capital Imp Fund	421,958.62	5,902.82		427,861.44	0.00	0.00	0.00	427,861.44
110 Fire Reserve Fund	290,304.18	43,741.89		334,046.07	0.00	0.00	0.00	334,046.07
112 General Fund Reserve	339,281.99	26.04		339,308.03	0.00	0.00	0.00	339,308.03
121 Police Vehicle Reserve Fund	89,361.90	2,505.97		91,867.87	0.00	0.00	0.00	91,867.87
303 Hotel/Motel Taxes	112,310.96	5,136.18		117,447.14	0.00	0.00	0.00	117,447.14
307 New Pool Construction Fund	2,563.96	0.00		2,563.96	0.00	0.00	0.00	2,563.96
401 Water Fund	241,437.76	272,175.91	394,536.60	119,077.07	209,056.15	1,426.56	-1,853.70	327,706.08
402 Wastewater Collection Fund	371,603.15	99,312.57	140,547.86	330,367.86	88,255.39	342.61	-1,055.77	417,910.09
408 Water Reserve Fund	224,342.08	16,997.19	12,942.50	228,396.77	12,942.50	0.00	0.00	241,339.27
409 Wastewater Reserve Fund	679,502.53	31.18		679,533.71	0.00	0.00	0.00	679,533.71
412 Water Rights Acquisition Fund	380,247.16	14,297.98	61,992.12	332,553.02	2.30	0.00	-197.64	332,357.68
413 Water Bond Redemption Fund	72,088.45	4.93	7,920.00	64,173.38	0.00	0.00	0.00	64,173.38
414 Wastewater Bond Redemption Fund	10,185.37	1,264.37		11,449.74	0.00	0.00	0.00	11,449.74
415 Water Bond Reserve Fund	84,787.15	1,371.08		86,158.23	0.00	0.00	0.00	86,158.23
416 Wastewater Bond Reserve Fund	74,577.95	5.66		74,583.61	0.00	0.00	0.00	74,583.61
417 Treatment Plant Reserve Fund	595,256.30	9,035.75		604,292.05	0.00	0.00	0.00	604,292.05
418 Water Short Lived Asset Reserve Fund	175,270.64	9,666.08		184,936.72	0.00	0.00	0.00	184,936.72
601 Remittances	424.38	174.48	598.86	0.00	174.48	0.00	0.00	174.48
Totals	5,926,790.05	729,162.90	1,014,142.48	5,641,810.47	417,104.14	10,132.42	-14,204.56	6,054,842.47

TREASURER'S REPORT

Account Totals

City Of White Salmon

12/01/2021 To: 12/31/2021

Time: 10:40:04 Date: 01/31/2022
Page: 2

Cash Accounts	Beg Balance	Deposits	Withdrawals	Ending	Outstanding Rec	Outstanding Exp	Adj Balance
1 Checking Account	2,421,222.87	616,506.55	901,756.29	2,135,973.13	-14,204.56	427,236.56	2,549,005.13
3 Petty Cash	25.00	0.00	0.00	25.00	0.00	0.00	25.00
4 Cash Drawer 1	150.00	0.00	0.00	150.00	0.00	0.00	150.00
5 Cash Drawer 2	150.00	0.00	0.00	150.00	0.00	0.00	150.00
Total Cash:	2,421,547.87	616,506.55	901,756.29	2,136,298.13	-14,204.56	427,236.56	2,549,330.13
Investment Accounts	Beg Balance	Deposits	Withdrawals	Ending	Outstanding Rec	Outstanding Exp	Adj Balance
2 State Pool	3,505,242.18	270.16	0.00	3,505,512.34	0.00	0.00	3,505,512.34
Total Investments:	3,505,242.18	270.16	0.00	3,505,512.34	0.00	0.00	3,505,512.34
	5,926,790.05	616,776.71	901,756.29	5,641,810.47	-14,204.56	427,236.56	6,054,842.47

TREASURER'S REPORT
Fund Investments By Account

City Of White Salmon

Time: 10:40:04 Date: 01/31/2022
 Page: 3

12/01/2021 To: 12/31/2021

Fund Totals:	Previous Balance	Purchases	Interest	Total Investments	Liquidated	Ending Balance
001 000 Current Expense	882,561.81		68.02	68.02		882,629.83
108 000 Municipal Capital Imp Fund	384,780.99		29.66	29.66		384,810.65
110 000 Fire Reserve Fund	284,045.51		21.89	21.89		284,067.40
112 000 General Govt Reserve Fund	337,828.82		26.04	26.04		337,854.86
121 000 Police Vehicle Reserve Fund	77,423.29		5.97	5.97		77,429.26
303 000 Hotel/Motel Taxes	30,006.66		2.31	2.31		30,008.97
408 000 Water Reserve Fund	34,908.25		2.69	2.69		34,910.94
409 000 Wastewater Reserve Fund	404,586.69		31.18	31.18		404,617.87
412 000 Water Rights Acquisition Fund	293,863.05		22.65	22.65		293,885.70
413 000 Water Bond Redemption Fund	64,014.21		4.93	4.93		64,019.14
415 000 Water Bond Reserve Fund	73,917.79		5.70	5.70		73,923.49
416 000 Wastewater Bond Reserve Fund	73,429.52		5.66	5.66		73,435.18
417 000 Treatment Plant Reserve Fund	463,853.43		35.75	35.75		463,889.18
418 000 Water Short Lived Asset Reserve Fund	100,022.16		7.71	7.71		100,029.87
2 - State Pool	<u>3,505,242.18</u>	0.00	<u>270.16</u>	<u>270.16</u>		<u>3,505,512.34</u>
	<u>3,505,242.18</u>	0.00	<u>270.16</u>	<u>270.16</u>		<u>3,505,512.34</u>

TREASURER'S REPORT
Fund Investment Totals

City Of White Salmon

12/01/2021 To: 12/31/2021

Time: 10:40:04 Date: 01/31/2022
 Page: 4

Fund Totals:	Previous Balance	Purchases	Interest	Ttl Investments	Liquidated	Investment Bal	Available Cash
001 Current Expense	882,561.81		68.02	68.02		882,629.83	438,085.33
101 Street Fund						0.00	292,478.64
108 Municipal Capital Imp Fund	384,780.99		29.66	29.66		384,810.65	43,050.79
110 Fire Reserve Fund	284,045.51		21.89	21.89		284,067.40	49,978.67
112 General Fund Reserve	337,828.82		26.04	26.04		337,854.86	1,453.17
121 Police Vehicle Reserve Fund	77,423.29		5.97	5.97		77,429.26	14,438.61
303 Hotel/Motel Taxes	30,006.66		2.31	2.31		30,008.97	87,438.17
307 New Pool Construction Fund						0.00	2,563.96
401 Water Fund						0.00	119,077.07
402 Wastewater Collection Fund						0.00	330,367.86
408 Water Reserve Fund	34,908.25		2.69	2.69		34,910.94	193,485.83
409 Wastewater Reserve Fund	404,586.69		31.18	31.18		404,617.87	274,915.84
412 Water Rights Acquisition Fund	293,863.05		22.65	22.65		293,885.70	38,667.32
413 Water Bond Redemption Fund	64,014.21		4.93	4.93		64,019.14	154.24
414 Wastewater Bond Redemption Fund						0.00	11,449.74
415 Water Bond Reserve Fund	73,917.79		5.70	5.70		73,923.49	12,234.74
416 Wastewater Bond Reserve Fund	73,429.52		5.66	5.66		73,435.18	1,148.43
417 Treatment Plant Reserve Fund	463,853.43		35.75	35.75		463,889.18	140,402.87
418 Water Short Lived Asset Reserve Fund	100,022.16		7.71	7.71		100,029.87	84,906.85
	<u>3,505,242.18</u>		<u>270.16</u>	<u>270.16</u>		<u>3,505,512.34</u>	<u>2,136,298.13</u>

Ending fund balance (Page 1) - Investment balance = Available cash.

5,641,810.47

TREASURER'S REPORT

Outstanding Vouchers

City Of White Salmon

As Of: 12/31/2021 Date: 01/31/2022
 Time: 10:40:04 Page: 5

Year	Trans#	Date	Type	Acct#	War#	Vendor	Amount	Memo
2021	4495	12/28/2021	Util Pay	1		Xpress Bill Pay	130.00	Xpress Import - iPay - 12-28-2021__daily_batch (1).cs
2021	4496	12/28/2021	Util Pay	1		Xpress Bill Pay	179.90	Xpress Import - CheckFree - 12-28-2021__daily_batch
2021	4505	12/30/2021	Util Pay	1		Xpress Bill Pay	333.63	Xpress Import - EFT - 12-29-2021__daily_batch.csv
2021	4506	12/30/2021	Util Pay	1		Xpress Bill Pay	100.00	Xpress Import - Metavante - 12-29-2021__daily_batch
2021	4508	12/30/2021	Util Pay	1		Batch Customer	277.39	
2021	4509	12/30/2021	Tr Rec	1		Neuhaus Properties LLC	75.00	2022 Short-term Rental Permit
2021	4510	12/30/2021	Tr Rec	1		PUD No 1 Of Klickitat County	10,779.69	Electric Utility Tax - November 2021
2021	4511	12/30/2021	Tr Rec	1		Permitting Customer	242.76	
2021	4512	12/30/2021	Util Pay	1		Xpress Bill Pay	1,180.63	Xpress Import - CC - 12-30-2021__daily_batch.csv
2021	4513	12/30/2021	Util Pay	1		Xpress Bill Pay	174.56	Xpress Import - EFT - 12-30-2021__daily_batch.csv
2021	4514	12/30/2021	Util Pay	1		Xpress Bill Pay	189.00	Xpress Import - CheckFree - 12-30-2021__daily_batch
2021	4515	12/31/2021	Util Pay	1		Xpress Bill Pay	399.00	Xpress Import - CC - 12-31-2021__daily_batch.csv
2021	4516	12/31/2021	Util Pay	1		Xpress Bill Pay	60.00	Xpress Import - Metavante - 12-31-2021__daily_batch
2021	4517	12/31/2021	Util Pay	1		Xpress Bill Pay	83.00	Xpress Import - CheckFree - 12-31-2021__daily_batch
							14,204.56	
Receipts Outstanding:								
2021	4564	12/31/2021	Payroll	1	EFT	Department Of Labor & Industries	7,505.68	4TH Quarter L&I: 10/01/2021 - 12/31/2021
2021	4519	12/31/2021	Claims	1	EFT	Chase Paymentech	1,751.21	December 2021 Services
2021	4520	12/31/2021	Claims	1	EFT	Xpress Bill Pay	626.89	December Services
2021	4562	12/31/2021	Payroll	1	EFT	Oregon Dept. of Revenue - Transit Tax	18.69	Pay Cycle(s) 10/01/2021 To 12/31/2021 - OR Transit Tax
2021	4521	12/31/2021	Claims	1	EFT	Kenneth B. Woodrich PC	5,802.00	Legal Services - December 2021
2021	4565	12/31/2021	Payroll	1	EFT	Employment Security Department - PFMLA	956.59	Pay Cycle(s) 10/01/2021 To 12/31/2021 - PFMLA
2021	4563	12/31/2021	Payroll	1	EFT	Employment Security Department	713.60	4th Quarter Unemployment: 10/01/2021 - 12/31/2021
2016	1220	03/16/2016	Claims	1	31118	Cecelia Joan Huard C/O Brad Huard	6.20	Refund inactive customer credit balance
2017	8301	11/01/2017	Claims	1	33126	David & Angela Hill	87.43	041725.1 - 393 NECHERRY ST
2018	768	02/07/2018	Claims	1	33497	Renee Wuollet	11.38	020675.0 - 560 NECENTER PL
2018	1201	03/07/2018	Claims	1	33577	Chris Parker	3.17	040127.2 - 705 NECHURCH PLACE # E
2018	3179	06/20/2018	Claims	1	33915	Lourens and Monette Pretorius	16.96	053189.0 - 17 ANNIE LANE
2018	7272	09/05/2018	Payroll	1	34156	Savannah Vargas	49.10	Aug Payroll #2
2018	7524	09/20/2018	Payroll	1	34222	Savannah Vargas	20.68	Sept Payroll #1
2018	8618	12/05/2018	Payroll	1	34449	Angelina Heredia	27.70	Nov Payroll #2
2019	2627	06/05/2019	Claims	1	35066	Christopher Stiffler	168.00	Reimburse - Wildland Firefighter Exam Fee
2019	3568	08/07/2019	Claims	1	35245	Mark Long	179.21	071525.2 - 1196 WJEWETT BLVD 1198 - Refund Credit Balance On Utility Acct #4750

TREASURER'S REPORT Outstanding Vouchers

City Of White Salmon

As Of: 12/31/2021 Date: 01/31/2022
Time: 10:40:04 Page: 6

Year	Trans#	Date	Type	Acct#	War#	Vendor	Amount	Memo
2020	1811	05/06/2020	Claims	1	36098	James B Roberson Trust Lisa Doslu, Trustee	10.38	062750.0 - 625 SWWAUBISH ST- Credit Balance Refund
2021	218	01/20/2021	Claims	1	36799	Thomas Hood	4.71	073225.0 - 1180 SWTHORNTON DR - Utility Account 5592 Credit Balance Refund
2021	228	01/20/2021	Claims	1	36809	Jennifer Schwab	49.19	064200.1 - 366 SWEYRIE RD - Utility Account 5929 Credit Balance Refund
2021	232	01/20/2021	Claims	1	36813	Garret Zallen	0.05	022650.3 - 645 NEGRANDVIEW BLVD - Utility Account 1204 Credit Balance Refund
2021	1733	05/19/2021	Claims	1	37101	Nora B. Kyte	3.34	011450.0 - 552 SEOAK ST - Credit Balance Refund
2021	3458	10/06/2021	Claims	1	37455	Ernie's Locks & Keys LLC	325.00	Park - Locksmithing
2021	3984	11/17/2021	Claims	1	37589	Chris Taylor	75.00	2021 Short-Term Rental Application - Refund
2021	4130	12/01/2021	Claims	1	37605	Masonic Lodge # 163	175.00	Parking Lot Lease - December 2021
2021	4313	12/15/2021	Claims	1	37628	George Anderson	80.43	054700.0 - 865 NWKENNEDY LN
2021	4316	12/15/2021	Claims	1	37631	Bell Design Company	200.00	Fire Hydrant Meter Permit - Refundable Deposit
2021	4319	12/15/2021	Claims	1	37634	Cameron McCarthy Landscape Architecture	1,961.25	Comprehensive Park Open Space Recreation Plan
2021	4321	12/15/2021	Claims	1	37636	Columbia Gorge News, LLC	364.00	Legal Advertising - #350; Legal Advertising - #351; Legal Advertising - #355; Legal Advertising - #356; Legal Advertising - #360; Legal Advertising - #359
2021	4343	12/15/2021	Claims	1	37658	Harry & Lorinda Schultz	13.48	071850.0 - 133 SWPECK RD - Utility Billing Account Credit Balance Refund
2021	4344	12/15/2021	Claims	1	37659	SeaWestern Fire Fighting Equipment	6,709.51	Fire - Uniform and Safety Gear
2021	4348	12/15/2021	Claims	1	37663	Larry Spencer	52.50	Rx Reimbursement - 01/01-12/01/2021
2021	4350	12/15/2021	Claims	1	37665	Verizon Wireless	1,201.33	Verizon Wireless - December 2021
2021	4391	12/20/2021	Payroll	1	37675	Scott Perala	535.63	Dec Payroll #2
2021	4396	12/20/2021	Payroll	1	37678	Christopher Stiffler	27.70	Dec Payroll #2
2021	4397	12/20/2021	Payroll	1	37679	David S Swann	277.05	Dec Payroll #2
2021	4446	12/22/2021	Claims	1	37682	CenturyLink	1,348.12	CenturyLink - Shop - 2021 December ; CenturyLink - Breathalyzer - 2021 December ; CenturyLink - Shop Emergency Dialer - 2021 December ; CenturyLink - City Shop Broadband - 2021 December ; Century
2021	4448	12/22/2021	Claims	1	37684	Shred-it USA LLC	185.74	City Hall/Police - Shredding Service
2021	4483	12/28/2021	Claims	1	37686	Department of Health	816.00	Sanitary Survey Inspection

TREASURER'S REPORT Outstanding Vouchers

City Of White Salmon

As Of: 12/31/2021 Date: 01/31/2022
Time: 10:40:04 Page: 7

Year	Trans#	Date	Type	Acct#	War#	Vendor	Amount	Memo
2021	4484	12/28/2021	Claims	1	37687	Klickitat County Emergency Mgmt.	1,373.41	2021 Emergency Management Services
2021	4487	12/28/2021	Claims	1	37690	Xerox Financial Services, LLC	482.68	City Hall - Xerox Lease
2021	4522	12/30/2021	Claims	1	37693	Apparatus Repair LLC AA&L Emergency Fire	500.00	Fire - Pump Test
2021	4523	12/30/2021	Claims	1	37694	Ace Hardware	89.07	PW - Construction Supplies; PW - Construction Supplies; PW - Street Veh Supplies; PW - Building Service
2021	4524	12/30/2021	Claims	1	37695	Anderson Perry & Associates, Inc.	81,228.25	Design Engineering - Project #250-11; Construction Administration - Project #250-14; Planning/Studies - Project #250-12
2021	4525	12/30/2021	Claims	1	37696	Aspect Consulting	7,911.83	Water Study - Project 090094; Water Study - Project 090094
2021	4526	12/30/2021	Claims	1	37697	BSK Associates	525.00	Water Sampling Testing
2021	4527	12/30/2021	Claims	1	37698	Bell Design Company	5,702.50	On-Call Surveying Services - Job #20B074; On-Call Engineering Services - Job #20B073
2021	4528	12/30/2021	Claims	1	37699	Bethel Congregational Church	150.00	Park Refundable Deposit
2021	4529	12/30/2021	Claims	1	37700	Bingen, City Of	61,095.00	November 2021 ERUs; December 2021 ERUs
2021	4530	12/30/2021	Claims	1	37701	C.M. & W.O. Sheppard Inc	45.45	PW - Veh Maint Supplies
2021	4531	12/30/2021	Claims	1	37702	Columbia Gorge News, LLC	212.00	Legal Advertising - #365; Leagal Advertising - #367; Leagal Advertising - #366; Leagal Advertising - #370; Leagal Advertising - #369; Leagal Advertising - #368
2021	4532	12/30/2021	Claims	1	37703	Brendan Conboy	37.25	Reimbursement - Paperback Book
2021	4533	12/30/2021	Claims	1	37704	Databar	1,522.78	Monthly Utility Billing - October 2021
2021	4534	12/30/2021	Claims	1	37705	Galls, LLC	47.35	Police - Police Equipment
2021	4535	12/30/2021	Claims	1	37706	Granicus	9,597.90	Software - Rental Activity Monitoring Lite
2021	4536	12/30/2021	Claims	1	37707	Hach Company	2,169.52	PW - Water Chemical Supplies
2021	4537	12/30/2021	Claims	1	37708	Jaques Sharp	367.50	M&O Allowing Attorney's Fees; M&O Allowing Attorney's Fees
2021	4538	12/30/2021	Claims	1	37709	Keith's Sporting Goods	612.75	Police - Firearm Supplies
2021	4539	12/30/2021	Claims	1	37710	Klickitat County Health Dept	35.00	Water Samples - 12/14/2021
2021	4540	12/30/2021	Claims	1	37711	Klickitat County Sheriff Office	13,000.00	Police - Incarceration Services; Police - Incarceration Services; Police - Incarceration Services; Police - Incarceration Services
2021	4541	12/30/2021	Claims	1	37712	Klickitat County	964.00	Emergency Operations Center - COVID-19 Response

TREASURER'S REPORT Outstanding Vouchers

City of White Salmon

As Of: 12/31/2021 Date: 01/31/2022
Time: 10:40:04 Page: 8

Year	Trans#	Date	Type	Acct#	War#	Vendor	Amount	Memo
2021	4542	12/30/2021	Claims	1	37713	NAPA Auto Parts dba Gorge Auto Parts	1,710.98	PW - Oil Filters; PW - Air Filter; PW - Oil Filter; PW - Fuel and Oil Filter; PW - Oil Filter; PW - Air Filter; PW - Alternator; PW - Veh Maint Supplies (Credit); PW - Veh Maint Supplies; PW - Safety G
2021	4543	12/30/2021	Claims	1	37714	Northwest Natural Gas Co	585.97	Natural Gas - City Shop; Natural Gas - Lift Station; Natural Gas - City Hall
2021	4544	12/30/2021	Claims	1	37715	One Call Concepts Inc	20.33	Excavation Notification - Month 19
2021	4545	12/30/2021	Claims	1	37716	Owen Equipment Company	111.62	PW - Street Veh Supplies
2021	4547	12/30/2021	Claims	1	37718	Pioneer Surveying Engineering Inc	2,640.00	Project: 20-704 Jewett Blvd Roundabout
2021	4548	12/30/2021	Claims	1	37719	Platt Electrical, dba of Rexel USA, INC	235.11	Fire - Shop Equipment; City Hall - Building Services
2021	4549	12/30/2021	Claims	1	37720	Public Safety Testing	134.00	Civil Service - Subscription Fee
2021	4550	12/30/2021	Claims	1	37721	Quill	253.55	Police - Office Supplies
2021	4551	12/30/2021	Claims	1	37722	Same Day Stage	118.00	Water - Sample Shipping Service; Water - Sample Shipping Service
2021	4552	12/30/2021	Claims	1	37723	The Verdin Company	11,643.33	Bell and Clock - Evaluation
2021	4553	12/30/2021	Claims	1	37724	TransUnion Risk & Alternative	80.63	Police - Investigation Tool
2021	4554	12/30/2021	Claims	1	37725	WA State Criminal Justice Training Com	95.00	Police - Travel and Training
2021	4555	12/30/2021	Claims	1	37726	WSU Professional Education	1,350.00	2022 Northwest Clerks Institute - Professional Development Overnight Package
2021	4556	12/30/2021	Claims	1	37727	White Salmon, City Of	54,881.04	Water - Heritage Building ; Water - City Hall ; Water - Fireman's Park ; Water - Police Department Office ; Water - City Shop / Fire Hall ; Water - Pioneer Park ; Water - Rhingarten Park Irrigat
2021	4557	12/30/2021	Claims	1	37728	Wilcox & Flegel	4,283.33	PW/Police - Fuel; PW/Police - Fuel; PW - Oil
2021	4558	12/30/2021	Claims	1	37729	XTC Truck & Toy	79.96	PW - Plow Oil
2021	4559	12/30/2021	Claims	1	37730	Zaya LLC	5,891.00	Graphic Design - Strategy & Execution; Graphic Design - Strategy & Execution
2021	4560	12/31/2021	Claims	1	37743	Bent Nail Construction :C	6,852.20	Fire Hall Roof Retainage
2021	4561	12/31/2021	Claims	1	37745	US Bank	15,755.52	

TREASURER'S REPORT Outstanding Vouchers

City Of White Salmon

As Of: 12/31/2021 Date: 01/31/2022
Time: 10:40:04 Page: 9

Year	Trans#	Date	Type	Acct#	War#	Vendor	Amount	Memo
2021	4566	12/31/2021	Claims	1	37746	ALS Group USA, Corp.	9,138.25	Water - WS River Study Water Samples; Water - WS River Study Water Samples; Water - WS River Study Water Samples; Water - WS River Study Water Samples; Water - WS River Study Water Samples; Water - WS
2021	4567	12/31/2021	Claims	1	37747	Anderson Perry & Associates, Inc.	63,481.91	Pre-Design Report - Project: 250-20; Planning/Studies - Project: 250-12; Design Engineering - Project: 250-11
2021	4568	12/31/2021	Claims	1	37748	Aramark Uniform Services	363.83	Police - Laundry Service; City Hall/PW - Laundry Service; PW - Laundry Service; PW - Janitorial Supplies; Police - Laundry Service; City Hall/PW - Laundry Service; PW - Laundry Service; PW - Janitoria
2021	4569	12/31/2021	Claims	1	37749	Artistic Excavation, LLC	3,727.03	Water - Emergency Water Tower Repair
2021	4570	12/31/2021	Claims	1	37750	Brenntag Pacific, Inc	654.83	Water - Chemical Supplies, Credit; Water - Chemical Supplies
2021	4571	12/31/2021	Claims	1	37751	Cameron McCarthy Landscape Architecture	4,560.00	Comprehensive Park Open Space Recreation Plan
2021	4572	12/31/2021	Claims	1	37752	Columbia Gorge News, LLC	104.00	Legal Advertising - #386; Legal Advertising - #387
2021	4573	12/31/2021	Claims	1	37753	DataPro Solutions, Inc	167.06	NovaTime Payroll - December 2021
2021	4574	12/31/2021	Claims	1	37754	Fastenal	42.70	PW - Uniform and Safety Gear
2021	4575	12/31/2021	Claims	1	37755	Glacier Electric LLC	979.76	PW - Shop Building Maintenance Services
2021	4576	12/31/2021	Claims	1	37756	H.D. Fowler Company	353.76	PW - Pipe, Valves, Fittings Inventory
2021	4577	12/31/2021	Claims	1	37757	Hunsaker Oil Company Inc	1,724.02	Fire/PW - Fuel
2021	4578	12/31/2021	Claims	1	37758	Marla Keethler	193.44	Reimbursement - Supplies
2021	4579	12/31/2021	Claims	1	37759	Ned Kindler	19.26	Rx Reimbursement - 12/23/2020-12/27/2021
2021	4580	12/31/2021	Claims	1	37760	Klickitat County Prosecutor	8.26	December 2021 Court Remittance
2021	4581	12/31/2021	Claims	1	37761	Les Schwab Tire Center	533.20	Police - Vehicle Supplies; Police - Vehicle Supplies; PW - Street Vehicle Supplies; PW - Vehicle Supplies; PW - Vehicle Supplies
2021	4582	12/31/2021	Claims	1	37762	Menke Jackson Law Firm	846.00	PW Union Negotiation - December 2021
2021	4583	12/31/2021	Claims	1	37763	Mitchell K. Wilson, Interpreter	62.74	Court Interpreter - December 2021
2021	4584	12/31/2021	Claims	1	37764	Office Depot	96.66	City Hall - Office Supplies; City Hall - Office Supplies

TREASURER'S REPORT Outstanding Vouchers

City Of White Salmon

As Of: 12/31/2021 Date: 01/31/2022
Time: 10:40:04 Page: 10

Year	Trans#	Date	Type	Acct#	War#	Vendor	Amount	Memo	
2021	4585	12/31/2021	Claims	1	37765	PUD No 1 Of Klickitat County	9,649.39	Electricity - Mt Adams Chamber of Commerce; Electricity - Los Altos Reservoir ; Electricity - Pump On Los Altos Reservoir ; Electricity - Strawberry Mtn Reservoir ; Electricity - Jewett St Fireman'	
2021	4586	12/31/2021	Claims	1	37766	Pacer Propane LLC	118.78	Water - Propane Tank Rent; Water - Propane Tank Rent	
2021	4587	12/31/2021	Claims	1	37767	Peterson Trucks, Inc	557.92	PW - Veh Maint Supplies; PW - Statement Credit dated 05/10/2021	
2021	4588	12/31/2021	Claims	1	37768	Providence Health Services Oregon	789.00	Police - Police Equipment	
2021	4589	12/31/2021	Claims	1	37769	Republic Services #487	461.34	Garbage Service - December 2021	
2021	4590	12/31/2021	Claims	1	37770	Shred-it USA LLC	94.03	Police - Shredding Service	
2021	4591	12/31/2021	Claims	1	37771	USA Blue Book	88.81	PW - Chemical/Lab Supplies	
2021	4592	12/31/2021	Claims	1	37772	Vacasa	75.00	2021 Short-term Rental Permit Refund	
2021	4593	12/31/2021	Claims	1	37773	Verizon Wireless	1,138.40	Verizon Wireless - December 2021	
2021	4594	12/31/2021	Claims	1	37774	WA State Treas. Cash Mgmt Dept	166.22	December 2021 Court Remittance	
2021	4595	12/31/2021	Claims	1	37775	Xerox Financial Services, LLC	290.25	Police - Xerox Lease	
							427,236.56		
Fund							Claims	Payroll	Total
001 Current Expense							93,073.72	7,633.99	100,707.71
101 Street Fund							13,599.60	651.57	14,251.17
107 Pool Fund							0.00	77.69	77.69
401 Water Fund							209,056.15	1,426.56	210,482.71
402 Wastewater Collection Fund							88,255.39	342.61	88,598.00
408 Water Reserve Fund							12,942.50	0.00	12,942.50
412 Water Rights Acquisition Fund							2.30	0.00	2.30
601 Remittances							174.48	0.00	174.48
							417,104.14	10,132.42	427,236.56

TREASURER'S REPORT
Signature Page

City Of White Salmon

12/01/2021 To: 12/31/2021

Time: 10:40:04 Date: 01/31/2022
Page: 11

We the undersigned officers for the City of White Salmon have reviewed the foregoing report and acknowledge that to the best of our knowledge this report is accurate and true:

Signed:  Signed: _____
Clerk/Treasurer / Date Chairman Budget Committee / Date

City of White Salmon
December 2021 Treasurer's Report Reconciliation

	Revenue	Expenditures	
	729,162.90	1,014,142.48	
Treasurer's Receipts	318,951.57	704,824.18	Claims
Utility Receipts	296,725.14	196,659.02	Payroll
Interfund Transfers	115,727.19	115,727.19	Interfund Transfers
		273.09	Service Charge - Account Analysis
		-	Service Charge - Safe Deposit Box
Stop Payment		-1,100.00	
Revenue to Expenditure	-169.96	-169.96	Rosenburg Insurance Payment
Revenue to Expenditure	-568.71	-568.71	Utility Account Balance Refund
Expenditure to Revenue	-80.43	-80.43	Utility Account Balance Refund
Expenditure to Revenue	-200.00	-200.00	Fire Hydrant Meter Refund Deposit
Expenditure to Revenue	-27.47	-27.47	Utility Account Balance Refund
Expenditure to Revenue	-200.27	-200.27	Utility Account Balance Refund
Expenditure to Revenue	-115.22	-115.22	Utility Account Balance Refund
Expenditure to Revenue	-13.48	-13.48	Utility Account Balance Refund
Expenditure to Revenue	-4.36	-4.36	Utility Account Balance Refund
Expenditure to Revenue	-67.39	-67.39	Utility Account Balance Refund
Expenditure to Revenue	-568.71	-568.71	Utility Account Balance Refund
Expenditure to Revenue	-150.00	-150.00	Park Deposit Refund
Expenditure to Revenue	-75.00	-75.00	STR Refund (overpayment)
	729,162.90	1,014,142.48	
	0.00	0.00	

City of White Salmon

2021 November Treasurer's Report Reconciliation to Bank Statements

Treasurer's Report Ending Balance	5,641,810.47
Treasurer's Report Adjusted Ending Balance	6,054,842.47
Columbia State Bank (Cash)	2,549,005.10
US Bank (Time Value - Investment)	0.00
WA State Treasurer (State Pool - Investment)	3,505,512.34
Petty Cash	25.00
Drawer 1	150.00
Drawer 2	150.00
Drawer 3	0.00
Total Cash and Investments	6,054,842.44
Less Outstanding Checks (Page 10 of Treasurer's Report)	-427,236.56
Plus Outstanding Deposits (Page 1 of Treasurer's Report)	14,204.56
Bank Statement Adjusted Ending Balance	5,641,810.44
Difference	0.03

BANK RECONCILIATION

City Of White Salmon

Time: 09:46:35 Date: 01/31/2022

12/01/2021 To: 12/31/2021

Page: 1

1 Checking Account

Date	Balance Forward	2,423,625.31
11/23/2021		576.33
11/24/2021		235.17
11/25/2021		126.79
11/26/2021		50.00
11/27/2021		101.77
11/29/2021		2,096.19
11/30/2021		4,671.45
12/01/2021		12,875.73
12/02/2021		8,338.56
12/03/2021		9,055.54
12/04/2021		861.11
12/05/2021		1,222.65
12/06/2021		20,493.84
12/07/2021		10,969.30
12/08/2021		9,861.22
12/09/2021		7,024.67
12/10/2021		33,489.76
12/11/2021		882.45
12/12/2021		352.87
12/13/2021		10,595.29
12/14/2021		15,554.28
12/15/2021		27,910.68
12/16/2021		73,274.32
12/17/2021		91,665.18
12/18/2021		7,624.79
12/19/2021		10,506.91
12/20/2021		131,276.81
12/21/2021		1,873.93
12/22/2021		618.76
12/23/2021		3,369.60
12/24/2021		147.21
12/26/2021		134.91
12/27/2021		35,826.60
12/28/2021		533.50
12/29/2021		1,912.50
12/30/2021		74,049.02
	Total Credits:	610,159.69

Year	Trans#	Date	Type	Chk#	Vendor	
2021	3833	11/03/2021	Claims	37537	Masonic Lodge # 163	175.00
2021	3846	11/03/2021	Claims	37550	Reynier, Ron Atty At Law	1,400.00
2021	3986	11/17/2021	Claims	37564	Aramark Uniform Services	284.96
2021	3988	11/17/2021	Claims	37566	Bell Design Company	6,070.25
2021	3989	11/17/2021	Claims	37567	Buyers & Sellers Home Inspection Service	1,100.00
2021	4070	11/23/2021	Claims	37592	Xerox Financial Services, LLC	192.43
2021	4110	12/01/2021	Claims		Kenneth B. Woodrich PC	3,192.00
2021	4117	12/01/2021	Claims	37593	AmeriTitle	15,000.00
2021	4119	12/01/2021	Claims	37594	AUCA Western First Aid & Safety	985.52
2021	4120	12/01/2021	Claims	37595	Able Equipment Installers Inc.	306.38
2021	4121	12/01/2021	Claims	37596	C.M. & W.O. Sheppard Inc	3,031.93
2021	4122	12/01/2021	Claims	37597	CenturyLink	1,348.12
2021	4123	12/01/2021	Claims	37598	Columbia Gorge News, LLC	280.00
2021	4124	12/01/2021	Claims	37599	H2Oregon Bottled Water	7.26
2021	4125	12/01/2021	Claims	37600	Hughes Fire Equipment Inc	8,236.63

BANK RECONCILIATION

City Of White Salmon

Time: 09:46:35 Date: 01/31/2022

12/01/2021 To: 12/31/2021

Page: 2

Year	Trans#	Date	Type	Chk#	Vendor	
2021	4126	12/01/2021	Claims	37601	Ned Kindler	148.50
2021	4127	12/01/2021	Claims	37602	Klickitat County Health Dept	35.00
2021	4128	12/01/2021	Claims	37603	L.N, Curtis & Sons	1,247.00
2021	4129	12/01/2021	Claims	37604	Lexipol LLC	2,121.60
2021	4131	12/01/2021	Claims	37606	Northwest Natural Gas Co	318.72
2021	4132	12/01/2021	Claims	37607	PNWA-AWWA	250.00
2021	4133	12/01/2021	Claims	37608	Pacer Propane LLC	306.34
2021	4134	12/01/2021	Claims	37609	Reynier, Ron Atty At Law	1,400.00
2021	4135	12/01/2021	Claims	37610	San Diego Police Equipment Co.	1,462.95
2021	4136	12/01/2021	Claims	37611	SeaWestern Fire Fighting Equipment	6,709.51
2021	4137	12/01/2021	Claims	37612	Shred-it USA LLC	371.18
2021	4138	12/01/2021	Claims	37613	Larry Spencer	148.50
2021	4139	12/01/2021	Claims	37614	Traffic Logix Corporation	521.38
2021	4140	12/01/2021	Claims	37615	Tum-A-Lum Lumber	529.44
2021	4141	12/01/2021	Claims	37616	Uline	408.05
2021	4142	12/01/2021	Claims	37617	Pesticide Management Divi WA State Dept. of Agricu	50.00
2021	4143	12/01/2021	Claims	37618	Washington Gorge Action Programs	12,000.00
2021	4597	12/01/2021	Claims		Evergreen Note Servicing	61,992.12
2021	4146	12/06/2021	Payroll		Ryan Hardie Adam	1,373.01
2021	4147	12/06/2021	Payroll		William R Avery II	2,995.38
2021	4148	12/06/2021	Payroll		Jan Brending	2,834.10
2021	4149	12/06/2021	Payroll		Erika Castro-Guzman	1,899.26
2021	4150	12/06/2021	Payroll		Brendan P Conboy	2,294.51
2021	4151	12/06/2021	Payroll		Jeffrey Cooper	2,720.60
2021	4152	12/06/2021	Payroll		Kate E Daniels	1,934.78
2021	4153	12/06/2021	Payroll		Andrew Dirks	2,002.48
2021	4154	12/06/2021	Payroll		Lisa L George	1,860.66
2021	4155	12/06/2021	Payroll		Suzanne Glaser	92.35
2021	4156	12/06/2021	Payroll		Edward L Gunnyon	4,275.55
2021	4157	12/06/2021	Payroll		Jason L Hartmann	152.49
2021	4158	12/06/2021	Payroll		Michael L Hepner	2,794.67
2021	4159	12/06/2021	Payroll		William F Hunsaker	2,579.94
2021	4160	12/06/2021	Payroll		Marla A Keethler	601.63
2021	4161	12/06/2021	Payroll		Jason Kinley	1,804.57
2021	4162	12/06/2021	Payroll		Ross E Lambert	1,834.73
2021	4163	12/06/2021	Payroll		Joshua Lewis	1,891.56
2021	4164	12/06/2021	Payroll		David S Lindley	152.49
2021	4165	12/06/2021	Payroll		Madelynn M McIlwain	2,159.34
2021	4166	12/06/2021	Payroll		Patrick R Munyan Jr	3,419.31
2021	4167	12/06/2021	Payroll		Stephanie M Porter	1,800.90
2021	4168	12/06/2021	Payroll		Ashley Post	152.49
2021	4169	12/06/2021	Payroll		Frank Randall	2,139.07
2021	4170	12/06/2021	Payroll		James A Ransier	152.49
2021	4171	12/06/2021	Payroll	37619	Joseph Turkiewicz	152.49
2021	4172	12/06/2021	Payroll	37620	Jess W Wardwell	92.35
2021	4173	12/06/2021	Payroll		AFLAC	205.54
2021	4174	12/06/2021	Payroll		Association Of WA Cities	34,626.02
2021	4175	12/06/2021	Payroll		Internal Revenue Service	16,904.53
2021	4176	12/06/2021	Payroll		LifeSecure Insurance Company	410.79
2021	4177	12/06/2021	Payroll		LifeSecure Insurance Company	1,221.60
2021	4178	12/06/2021	Payroll		LifeSecure Insurance Company	159.33
2021	4179	12/06/2021	Payroll		Oregon Department of Revenue	218.00
2021	4180	12/06/2021	Payroll		Standard Insurance	393.00
2021	4181	12/06/2021	Payroll		WA State Dept Retirement Systems	75.00
2021	4182	12/06/2021	Payroll		WA State Dept Retirement Systems	9,863.07
2021	4183	12/06/2021	Payroll	37621	WSCCCE	701.97
2021	4191	12/06/2021	Claims		Xpress Bill Pay	616.30

BANK RECONCILIATION

City Of White Salmon

Time: 09:46:35 Date: 01/31/2022

12/01/2021 To: 12/31/2021

Page: 3

Year	Trans#	Date	Type	Chk#	Vendor	
2021	4242	12/06/2021	Claims		Chase Paymentech	1,216.04
2021	4233	12/07/2021	Claims	37622	Charter Communications	267.95
2021	4234	12/07/2021	Claims	37623	Hunsaker Oil Company Inc	1,742.85
2021	4235	12/07/2021	Claims	37624	Mosier WiNet	455.00
2021	4236	12/07/2021	Claims	37625	PUD No 1 Of Klickitat County	5,774.43
2021	4237	12/07/2021	Claims	37626	US Bank	5,595.58
2021	4192	12/10/2021	Claims		USDA Rural Development	7,920.00
2021	4308	12/15/2021	Claims		WA State Dept Revenue/Excise	8,566.64
2021	4310	12/15/2021	Ser Chge		Columbia Bank #1080	273.09
2021	4312	12/15/2021	Claims	37627	Ace Hardware	129.01
2021	4314	12/15/2021	Claims	37629	Aramark Uniform Services	291.43
2021	4315	12/15/2021	Claims	37630	BSK Associates	170.00
2021	4317	12/15/2021	Claims	37632	Brenntag Pacific, Inc	1,440.38
2021	4318	12/15/2021	Claims	37633	CTX-Xerox	37.98
2021	4320	12/15/2021	Claims	37635	Coburn Electric, Inc.	928.36
2021	4322	12/15/2021	Claims	37637	DJC Oregon	55.66
2021	4323	12/15/2021	Claims	37638	DataPro Solutions, Inc	167.06
2021	4324	12/15/2021	Claims	37639	Patrick & Lenda Freeman	27.47
2021	4325	12/15/2021	Claims	37640	H.D. Fowler Company	9,684.03
2021	4326	12/15/2021	Claims	37641	Klickitat County Health Dept	140.00
2021	4327	12/15/2021	Claims	37642	Klickitat County Prosecutor	6.66
2021	4328	12/15/2021	Claims	37643	L.N, Curtis & Sons	1,770.45
2021	4329	12/15/2021	Claims	37644	Landmark Ford	1,018.95
2021	4330	12/15/2021	Claims	37645	Lexipol LLC	3,323.94
2021	4331	12/15/2021	Claims	37646	Menke Jackson Law Firm	2,232.40
2021	4332	12/15/2021	Claims	37647	Mitchell K. Wilson, Interpreter	64.11
2021	4333	12/15/2021	Claims	37648	Municode	225.00
2021	4334	12/15/2021	Claims	37649	Office Depot	277.98
2021	4335	12/15/2021	Claims	37650	One Call Concepts Inc	38.52
2021	4336	12/15/2021	Claims	37651	Weston and Erica Peterson	200.27
2021	4337	12/15/2021	Claims	37652	Christopher Pimley	115.22
2021	4338	12/15/2021	Claims	37653	Portland Compressor	154.19
2021	4339	12/15/2021	Claims	37654	Radcomp Technologies	7,772.72
2021	4340	12/15/2021	Claims	37655	Rapid Readymix Co Inc	2,909.23
2021	4341	12/15/2021	Claims	37656	Republic Services #487	461.34
2021	4342	12/15/2021	Claims	37657	Same Day Stage	59.00
2021	4345	12/15/2021	Claims	37660	Shadetree Automotive	425.00
2021	4346	12/15/2021	Claims	37661	Carolyn Simon	4.36
2021	4347	12/15/2021	Claims	37662	Nathan Smith	67.39
2021	4349	12/15/2021	Claims	37664	TransUnion Risk & Alternative	80.63
2021	4351	12/15/2021	Claims	37666	WA Assn Sheriffs & Police Chiefs	350.00
2021	4352	12/15/2021	Claims	37667	WA State Treas. Cash Mgmt Dept	417.72
2021	4353	12/15/2021	Claims	37668	2673 WS City Downtown Irr 216	568.71
2021	4354	12/15/2021	Claims	37669	Waits Excavation LLC	1,995.55
2021	4355	12/15/2021	Claims	37670	White Salmon, City Of	73,363.77
2021	4356	12/15/2021	Claims	37671	Wilcox & Flegel	3,634.32
2021	4357	12/15/2021	Claims	37672	XTC Truck & Toy	7,399.00
2021	4358	12/15/2021	Claims	37673	Xerox Financial Services, LLC	580.50
2021	4302	12/16/2021	Claims		Buyers & Sellers Home Inspection Service	1,100.00
2021	4371	12/20/2021	Payroll		Ryan Hardie Adam	1,384.52
2021	4372	12/20/2021	Payroll		William R Avery II	2,992.28
2021	4373	12/20/2021	Payroll		Jan Brending	2,831.43
2021	4374	12/20/2021	Payroll		Erika Castro-Guzman	1,806.37
2021	4375	12/20/2021	Payroll		Brendan P Conboy	2,295.21
2021	4376	12/20/2021	Payroll		Jeffrey Cooper	3,121.53
2021	4377	12/20/2021	Payroll		Kate E Daniels	2,074.31
2021	4378	12/20/2021	Payroll		Andrew Dirks	1,678.94

BANK RECONCILIATION

City Of White Salmon

Time: 09:46:35 Date: 01/31/2022

12/01/2021 To: 12/31/2021

Page: 4

Year	Trans#	Date	Type	Chk#	Vendor	
2021	4379	12/20/2021	Payroll		Lisa L George	1,859.27
2021	4380	12/20/2021	Payroll		Suzanne Glaser	267.81
2021	4381	12/20/2021	Payroll		Edward L Gunnyon	4,253.78
2021	4382	12/20/2021	Payroll		Michael L Hepner	2,790.62
2021	4383	12/20/2021	Payroll		F Jay Holtmann	27.70
2021	4384	12/20/2021	Payroll		William F Hunsaker	2,581.70
2021	4385	12/20/2021	Payroll		Jason Kinley	1,554.68
2021	4386	12/20/2021	Payroll		Ross E Lambert	1,845.48
2021	4387	12/20/2021	Payroll		Joshua Lewis	2,985.52
2021	4388	12/20/2021	Payroll		Madelynn M McIlwain	2,096.27
2021	4389	12/20/2021	Payroll	37674	Chris Moore	221.64
2021	4390	12/20/2021	Payroll		Patrick R Munyan Jr	3,417.93
2021	4392	12/20/2021	Payroll		Stephanie M Porter	1,799.35
2021	4393	12/20/2021	Payroll		Frank Randall	2,139.06
2021	4394	12/20/2021	Payroll	37676	George C Rocha	360.16
2021	4395	12/20/2021	Payroll	37677	Philip Simms	517.16
2021	4398	12/20/2021	Payroll	37680	Karl Swanson	544.86
2021	4399	12/20/2021	Payroll	37681	Jess W Wardwell	461.14
2021	4400	12/20/2021	Payroll		Internal Revenue Service	17,510.24
2021	4401	12/20/2021	Payroll		Oregon Department of Revenue	172.00
2021	4402	12/20/2021	Payroll		WA State Dept Retirement Systems	75.00
2021	4403	12/20/2021	Payroll		WA State Dept Retirement Systems	10,016.07
2021	4447	12/22/2021	Claims	37683	Gorge Networks Inc	768.24
2021	4449	12/22/2021	Claims	37685	VanDeventer Designs	267.00
2021	4485	12/28/2021	Claims	37688	NAPA Auto Parts dba Gorge Auto Parts	339.98
2021	4486	12/28/2021	Claims	37689	PUD No 1 Of Klickitat County	9,033.61
Total Debits:						484,779.87
Reconciled Bank Balance:						2,549,005.13
2021	4495	12/28/2021	Util Pay	56760	Xpress Bill Pay	130.00
2021	4496	12/28/2021	Util Pay	56761	Xpress Bill Pay	179.90
2021	4505	12/30/2021	Util Pay	56770	Xpress Bill Pay	333.63
2021	4506	12/30/2021	Util Pay	56771	Xpress Bill Pay	100.00
2021	4508	12/30/2021	Util Pay	56773	Batch Customer	277.39
2021	4509	12/30/2021	Tr Rec	56774	Neuhaus Properties LLC	75.00
2021	4510	12/30/2021	Tr Rec	56775	PUD No 1 Of Klickitat County	10,779.69
2021	4511	12/30/2021	Tr Rec	56776	Permitting Customer	242.76
2021	4512	12/30/2021	Util Pay	56777	Xpress Bill Pay	1,180.63
2021	4513	12/30/2021	Util Pay	56778	Xpress Bill Pay	174.56
2021	4514	12/30/2021	Util Pay	56779	Xpress Bill Pay	189.00
2021	4515	12/31/2021	Util Pay	56780	Xpress Bill Pay	399.00
2021	4516	12/31/2021	Util Pay	56781	Xpress Bill Pay	60.00
2021	4517	12/31/2021	Util Pay	56782	Xpress Bill Pay	83.00
Outstanding Credits:						-14,204.56
2016	1220	03/16/2016	Claims	31118	Huard C/O Brad Huard, Cecelia Joan	6.20
2017	8301	11/01/2017	Claims	33126	Hill, David & Angela	87.43
2018	768	02/07/2018	Claims	33497	Wuollet, Renee	11.38
2018	1201	03/07/2018	Claims	33577	Parker, Chris	3.17
2018	3179	06/20/2018	Claims	33915	Pretorius, Lourens and Monette	16.96
2018	7272	09/05/2018	Payroll	34156	Vargas, Savannah	49.10
2018	7524	09/20/2018	Payroll	34222	Vargas, Savannah	20.68
2018	8618	12/05/2018	Payroll	34449	Heredia, Angelina	27.70
2019	2627	06/05/2019	Claims	35066	Stiffler, Christopher	168.00
2019	3568	08/07/2019	Claims	35245	Long, Mark	179.21
2020	1811	05/06/2020	Claims	36098	Lisa Doslu, Trustee, James B Roberson Trust	10.38
2021	218	01/20/2021	Claims	36799	Hood, Thomas	4.71

BANK RECONCILIATION

City Of White Salmon

Time: 09:46:35 Date: 01/31/2022

12/01/2021 To: 12/31/2021

Page: 5

2021	228	01/20/2021	Claims	36809	Schwab, Jennifer	49.19
2021	232	01/20/2021	Claims	36813	Zallen, Garret	0.05
2021	1733	05/19/2021	Claims	37101	Kyte, Nora B.	3.34
2021	3458	10/06/2021	Claims	37455	Ernie's Locks & Keys LLC	325.00
2021	3984	11/17/2021	Claims	37589	Taylor, Chris	75.00
2021	4130	12/01/2021	Claims	37605	Masonic Lodge # 163	175.00
2021	4313	12/15/2021	Claims	37628	Anderson, George	80.43
2021	4316	12/15/2021	Claims	37631	Bell Design Company	200.00
2021	4319	12/15/2021	Claims	37634	Cameron McCarthy Landscape Architecture	1,961.25
2021	4321	12/15/2021	Claims	37636	Columbia Gorge News, LLC	364.00
2021	4343	12/15/2021	Claims	37658	Schultz, Harry & Lorinda	13.48
2021	4344	12/15/2021	Claims	37659	SeaWestern Fire Fighting Equipment	6,709.51
2021	4348	12/15/2021	Claims	37663	Spencer, Larry	52.50
2021	4350	12/15/2021	Claims	37665	Verizon Wireless	1,201.33
2021	4391	12/20/2021	Payroll	37675	Perala, Scott	535.63
2021	4396	12/20/2021	Payroll	37678	Stiffler, Christopher	27.70
2021	4397	12/20/2021	Payroll	37679	Swann, David S	277.05
2021	4446	12/22/2021	Claims	37682	CenturyLink	1,348.12
2021	4448	12/22/2021	Claims	37684	Shred-it USA LLC	185.74
2021	4483	12/28/2021	Claims	37686	Department of Health	816.00
2021	4484	12/28/2021	Claims	37687	Klickitat County Emergency Mgmt.	1,373.41
2021	4487	12/28/2021	Claims	37690	Xerox Financial Services, LLC	482.68
2021	4519	12/31/2021	Claims		Chase Paymentech	1,751.21
2021	4520	12/31/2021	Claims		Xpress Bill Pay	626.89
2021	4521	12/31/2021	Claims		Woodrich PC, Kenneth B.	5,802.00
2021	4522	12/30/2021	Claims	37693	AA&L Emergency Fire, Apparatus Repair LLC	500.00
2021	4523	12/30/2021	Claims	37694	Ace Hardware	89.07
2021	4524	12/30/2021	Claims	37695	Anderson Perry & Associates, Inc.	81,228.25
2021	4525	12/30/2021	Claims	37696	Aspect Consulting	7,911.83
2021	4526	12/30/2021	Claims	37697	BSK Associates	525.00
2021	4527	12/30/2021	Claims	37698	Bell Design Company	5,702.50
2021	4528	12/30/2021	Claims	37699	Bethel Congregational Church	150.00
2021	4529	12/30/2021	Claims	37700	Bingen, City Of	61,095.00
2021	4530	12/30/2021	Claims	37701	C.M. & W.O. Sheppard Inc	45.45
2021	4531	12/30/2021	Claims	37702	Columbia Gorge News, LLC	212.00
2021	4532	12/30/2021	Claims	37703	Conboy, Brendan	37.25
2021	4533	12/30/2021	Claims	37704	Databar	1,522.78
2021	4534	12/30/2021	Claims	37705	Galls, LLC	47.35
2021	4535	12/30/2021	Claims	37706	Granicus	9,597.90
2021	4536	12/30/2021	Claims	37707	Hach Company	2,169.52
2021	4537	12/30/2021	Claims	37708	Jaques Sharp	367.50
2021	4538	12/30/2021	Claims	37709	Keith's Sporting Goods	612.75
2021	4539	12/30/2021	Claims	37710	Klickitat County Health Dept	35.00
2021	4540	12/30/2021	Claims	37711	Klickitat County Sheriff Office	13,000.00
2021	4541	12/30/2021	Claims	37712	Klickitat County	964.00
2021	4542	12/30/2021	Claims	37713	NAPA Auto Parts dba Gorge Auto Parts	1,710.98
2021	4543	12/30/2021	Claims	37714	Northwest Natural Gas Co	585.97
2021	4544	12/30/2021	Claims	37715	One Call Concepts Inc	20.33
2021	4545	12/30/2021	Claims	37716	Owen Equipment Company	111.62
2021	4547	12/30/2021	Claims	37718	Pioneer Surveying Engineering Inc	2,640.00
2021	4548	12/30/2021	Claims	37719	Platt Electrical, dba of Rexel USA, INC	235.11
2021	4549	12/30/2021	Claims	37720	Public Safety Testing	134.00
2021	4550	12/30/2021	Claims	37721	Quill	253.55
2021	4551	12/30/2021	Claims	37722	Same Day Stage	118.00
2021	4552	12/30/2021	Claims	37723	The Verdin Company	11,643.33
2021	4553	12/30/2021	Claims	37724	TransUnion Risk & Alternative	80.63
2021	4554	12/30/2021	Claims	37725	WA State Criminal Justice Training Com	95.00
2021	4555	12/30/2021	Claims	37726	WSU Professional Education	1,350.00
2021	4556	12/30/2021	Claims	37727	White Salmon, City Of	54,881.04
2021	4557	12/30/2021	Claims	37728	Wilcox & Flegel	4,283.33
2021	4558	12/30/2021	Claims	37729	XTC Truck & Toy	79.96
2021	4559	12/30/2021	Claims	37730	Zaya LLC	5,891.00
2021	4560	12/31/2021	Claims	37743	Bent Nail Construction ::C	6,852.20

BANK RECONCILIATION

City Of White Salmon

Time: 09:46:35 Date: 01/31/2022

12/01/2021 To: 12/31/2021

Page: 6

2021	4561	12/31/2021	Claims	37745	US Bank	15,755.52
2021	4562	12/31/2021	Payroll		Oregon Dept. of Revenue - Transit Tax	18.69
2021	4563	12/31/2021	Payroll		Employment Security Department	713.60
2021	4564	12/31/2021	Payroll		Department Of Labor & Industries	7,505.68
2021	4565	12/31/2021	Payroll		Employment Security Department - PFMLA	956.59
2021	4566	12/31/2021	Claims	37746	ALS Group USA, Corp.	9,138.25
2021	4567	12/31/2021	Claims	37747	Anderson Perry & Associates, Inc.	63,481.91
2021	4568	12/31/2021	Claims	37748	Aramark Uniform Services	363.83
2021	4569	12/31/2021	Claims	37749	Artistic Excavation, LLC	3,727.03
2021	4570	12/31/2021	Claims	37750	Brenntag Pacific, Inc	654.83
2021	4571	12/31/2021	Claims	37751	Cameron McCarthy Landscape Architecture	4,560.00
2021	4572	12/31/2021	Claims	37752	Columbia Gorge News, LLC	104.00
2021	4573	12/31/2021	Claims	37753	DataPro Solutions, Inc	167.06
2021	4574	12/31/2021	Claims	37754	Fastenal	42.70
2021	4575	12/31/2021	Claims	37755	Glacier Electric LLC	979.76
2021	4576	12/31/2021	Claims	37756	H.D. Fowler Company	353.76
2021	4577	12/31/2021	Claims	37757	Hunsaker Oil Company Inc	1,724.02
2021	4578	12/31/2021	Claims	37758	Keethler, Marla	193.44
2021	4579	12/31/2021	Claims	37759	Kindler, Ned	19.26
2021	4580	12/31/2021	Claims	37760	Klickitat County Prosecutor	8.26
2021	4581	12/31/2021	Claims	37761	Les Schwab Tire Center	533.20
2021	4582	12/31/2021	Claims	37762	Menke Jackson Law Firm	846.00
2021	4583	12/31/2021	Claims	37763	Mitchell K. Wilson, Interpreter	62.74
2021	4584	12/31/2021	Claims	37764	Office Depot	96.66
2021	4585	12/31/2021	Claims	37765	PUD No 1 Of Klickitat County	9,649.39
2021	4586	12/31/2021	Claims	37766	Pacer Propane LLC	118.78
2021	4587	12/31/2021	Claims	37767	Peterson Trucks, Inc	557.92
2021	4588	12/31/2021	Claims	37768	Providence Health Services Oregon	789.00
2021	4589	12/31/2021	Claims	37769	Republic Services #487	461.34
2021	4590	12/31/2021	Claims	37770	Shred-it USA LLC	94.03
2021	4591	12/31/2021	Claims	37771	USA Blue Book	88.81
2021	4592	12/31/2021	Claims	37772	Vacasa	75.00
2021	4593	12/31/2021	Claims	37773	Verizon Wireless	1,138.40
2021	4594	12/31/2021	Claims	37774	WA State Treas. Cash Mgmt Dept	166.22
2021	4595	12/31/2021	Claims	37775	Xerox Financial Services, LLC	290.25
Outstanding Debits:						427,236.56
Reconciled Book Balance:						2,135,973.13



Direct Inquiries to:
White Salmon (509) 493-2500
 P O Box 279 White Salmon WA 98672

STATEMENT OF ACCOUNT

Statement Date: 12/31/21
 Last Statement Date: 11/30/21
 Account: XXXXXX2469

CITY OF WHITE SALMON
 PO BOX 2139
 WHITE SALMON WA 98672-2139

SUMMARY OF ACCOUNT BALANCES

Account Name	Account Number	Ending Balance
Public Checking	XXXXXX2469	\$2,549,005.13

Public Checking

Account Number	XXXXXX2469	Beginning Balance	\$2,423,625.31
Credits			
Low Balance	\$2,250,858.38	Deposits	\$218,947.74
		ACH Credits	\$390,319.47
		Other Credits	\$0.00
		Total Credits	\$609,267.21
		Total Account Fees	\$0.00
Debits			
		ACH Debits	\$268,382.93
		Other Debits	\$273.09
		Electronic Checks	\$0.00
		Checks	\$215,231.37
		Total Debits	\$483,887.39
		Ending Balance	\$2,549,005.13

DEPOSITS

Date	Description	Amount
12-01	Deposit	\$2,620.66
12-02	Deposit	\$6,658.07
12-03	Deposit	\$5,945.49
12-06	Deposit	\$3,380.98
12-07	Deposit	\$9,620.13
12-08	Deposit	\$2,528.68
12-09	Deposit	\$5,715.61
12-10	Deposit	\$1,113.53
12-14	Deposit	\$25.00
12-14	Deposit	\$5,844.35
12-14	Deposit	\$28,767.92

TO HELP BALANCE YOUR ACCOUNT

Step 1- Update your checkbook record. Enter checks, interest credited, and service charges not recorded.

Step 2- LIST OUTSTANDING CHECKS, ATM, POS, AND OTHER WITHDRAWALS below.

Step 3- Check Reconciliation

Number		Amount		Number		Amount	
				TOTAL	\$		

Check Reconciliation	
Ending Statement Balance	
Add your deposits made but not shown on statement	
SUBTOTAL	
Subtract your total outstanding checks & other withdrawals (Step 2)	
This should agree with your checkbook balance	

SPECIAL NOTATIONS ON YOUR STATEMENT:

1. A minus sign (-) to the left of an Ending Balance figure means the account was overdrawn that day.

ON CALL: You may verify preauthorized deposits or payments, access account information, transfer funds, or make a loan payment anytime by using our automated service. Please call 253-305-0050 or 1-800-304-0050.

IN CASE OF LOSS OR THEFT OF YOUR DEBIT OR ATM CARD: Notify us immediately at 1-877-272-3678 to report the loss, theft or disappearance of your debit or ATM card, the disclosure of your PIN, or that an unauthorized transfer or purchase has occurred or might occur.

IN CASE OF ERRORS OR QUESTIONS ABOUT NON-ELECTRONIC TRANSACTIONS: You must notify us within 30 days of the date we mailed or made this statement available to you of any unauthorized or missing signature, alteration on a check, unauthorized or missing endorsement, or other improper charges identified on this statement. Failure to notify us within the prescribed time period or to commence action against us within 90 days after notice to us will preclude you from asserting claims against us based on such checks or charges.

IN CASE OF ERRORS OR QUESTIONS ABOUT ELECTRONIC TRANSFERS:

CONSUMER ACCOUNTS: Telephone or write us using the telephone number or address listed below as soon as you can, if you think your statement or receipt is wrong, or if you need more information about a transfer on the statement or receipt. We must hear from you no later than 60 days after we sent you the FIRST statement on which the problem or error appeared.

1. Tell us your name and account number.
2. Describe the error or transfer in question, and explain as clearly as you can why you believe it is an error or why you need more information.
3. Tell us the dollar amount of the suspected error.
4. If you tell us orally, we may require that you send us your complaint or question in writing within 10 business days.

We will investigate your complaint and correct any error promptly. If we take more than 10 business days to do this, we will credit your account for the amount you think is in error, so you will have use of the money during the time it takes us to complete our investigation. If we ask you to put your complaint or question in writing and we do not receive it within 10 business days, we may not credit your account.

BUSINESS ACCOUNTS: Telephone us using the telephone number below as soon as you can.

Telephone: 1-877-272-3678

Address: Columbia Bank
 Visa Card Services MS 6935
 PO Box 2156
 Tacoma, WA 98401-2156



STATEMENT OF ACCOUNT

Statement Date: 12/31/21
 Account: XXXXXX2469

DEPOSITS (continued)

Date	Description	Amount
12-15	Deposit	\$10,986.27
12-16	Deposit	\$7,325.53
12-17	Deposit	\$1,320.92
12-20	Deposit	\$77,932.61
12-21	Deposit	\$10,976.03
12-22	Deposit	\$398.62
12-23	Deposit	\$161.14
12-28	Deposit	\$1,980.62
12-28	Deposit	\$35,243.23
12-29	Deposit	\$43.35
12-30	Deposit	\$359.00

Total Deposits: \$218,947.74

ACH CREDITS

Date	Description	Amount
12-01	Preauthorized ACH Cr CITY OF WHITE SA CREDITS 124000058825759 161543596WD	\$870.90
12-01	Preauthorized ACH Cr PAYMENTECH DEPOSIT 21000028001079 5708363	\$1,794.93
12-02	Preauthorized ACH Cr CITY OF WHITE SA CREDITS 124000059911629 161647316WD	\$151.77
12-02	Preauthorized ACH Cr PAYMENTECH DEPOSIT 21000029789243 5708363	\$1,110.29
12-03	Preauthorized ACH Cr CITY OF WHITE SA CREDITS 124000051687889 161730662WD	\$368.65
12-03	Preauthorized ACH Cr WA ST TREASURER REVDISTRIB 42000017738932 02530	\$558.33
12-03	Preauthorized ACH Cr PAYMENTECH DEPOSIT 21000028819401 5708363	\$4,508.35
12-06	Preauthorized ACH Cr Xpress Bill Pay Refund 124000054528260 10295	\$207.52
12-06	Preauthorized ACH Cr CITY OF WHITE SA CREDITS 124000053037133 161784315WD	\$940.50
12-06	Preauthorized ACH Cr PAYMENTECH DEPOSIT 21000028997978 5708363	\$1,346.62
12-07	Preauthorized ACH Cr PAYMENTECH DEPOSIT 21000029489824 5708363	\$220.50
12-07	Preauthorized ACH Cr WA ST TREASURER REVDISTRIB 42000019865528 02530	\$312.50
12-07	Preauthorized ACH Cr PAYMENTECH DEPOSIT 21000020441345 5708363	\$980.31
12-07	Preauthorized ACH Cr CITY OF WHITE SA CREDITS 124000054361234 161846164WD	\$1,709.31
12-07	Preauthorized ACH Cr PAYMENTECH DEPOSIT 21000026661280 5708363	\$3,998.18
12-08	Preauthorized ACH Cr CITY OF WHITE SA CREDITS 124000055582955 161969513WD	\$1,046.45
12-08	Preauthorized ACH Cr PAYMENTECH DEPOSIT 21000029498042 5708363	\$9,303.25
12-09	Preauthorized ACH Cr CITY OF WHITE SA CREDITS 124000056485544 162031019WD	\$2,001.00



STATEMENT OF ACCOUNT

Statement Date: 12/31/21
 Account: XXXXXX2469

ACH CREDITS (continued)

Date	Description	Amount
12-09	Preauthorized ACH Cr PAYMENTECH DEPOSIT 21000029250803 5708363	\$4,180.58
12-10	Preauthorized ACH Cr PAYMENTECH DEPOSIT 21000022504746 5708363	\$1,505.33
12-10	Preauthorized ACH Cr WA ST TREASURER REVDISTRIB 42000013373265 02530	\$1,516.66
12-10	Preauthorized ACH Cr CITY OF WHITE SA CREDITS 124000057635546 162092773WD	\$1,570.46
12-13	Preauthorized ACH Cr CITY OF WHITE SA CREDITS 124000058740731 162149473WD	\$3,947.54
12-13	Preauthorized ACH Cr PAYMENTECH DEPOSIT 21000022066362 5708363	\$4,493.03
12-14	Preauthorized ACH Cr PAYMENTECH DEPOSIT 21000027915519 5708363	\$112.21
12-14	Preauthorized ACH Cr WA ST TREASURER REVDISTRIB 42000012036155 02530	\$437.50
12-14	Preauthorized ACH Cr PAYMENTECH DEPOSIT 21000020540766 5708363	\$816.84
12-14	Preauthorized ACH Cr PAYMENTECH DEPOSIT 21000028596994 5708363	\$1,736.91
12-14	Preauthorized ACH Cr CITY OF WHITE SA CREDITS 124000059789926 162264829WD	\$2,640.28
12-15	Preauthorized ACH Cr CITY OF WHITE SA CREDITS 124000050934775 162363189WD	\$1,418.11
12-15	Preauthorized ACH Cr PAYMENTECH DEPOSIT 21000022046553 5708363	\$1,803.74
12-16	Preauthorized ACH Cr CITY OF WHITE SA CREDITS 124000051872188 162433808WD	\$1,749.54
12-16	Preauthorized ACH Cr PAYMENTECH DEPOSIT 21000020001527 5708363	\$1,932.62
12-16	Preauthorized ACH Cr WA ST ECOLOGY VENDOR PAY 42000014118620 893783!	\$65,393.07
12-17	Preauthorized ACH Cr WA ST TREASURER REVDISTRIB 42000015836177 02530	\$616.66
12-17	Preauthorized ACH Cr CITY OF WHITE SA CREDITS 124000053075989 162589466WD	\$2,949.52
12-17	Preauthorized ACH Cr PAYMENTECH DEPOSIT 21000029357362 5708363	\$11,627.86
12-20	Preauthorized ACH Cr WA ST TREASURER REVDISTRIB 42000018073993 02530	\$200.00
12-20	Preauthorized ACH Cr CITY OF WHITE SA CREDITS 124000054241276 162656792WD	\$1,095.57
12-20	Preauthorized ACH Cr PAYMENTECH DEPOSIT 21000024381276 5708363	\$3,982.19
12-20	Preauthorized ACH Cr CITY WS DB UTILPYM 5200 125108270011086 1916001528	\$56,819.42
12-21	Preauthorized ACH Cr PAYMENTECH DEPOSIT 21000023132368 5708363	\$4,122.24
12-21	Preauthorized ACH Cr PAYMENTECH DEPOSIT 21000021247237 5708363	\$6,255.80
12-21	Preauthorized ACH Cr PAYMENTECH DEPOSIT 21000029245461 5708363	\$6,475.31



STATEMENT OF ACCOUNT

Statement Date: 12/31/21
 Account: XXXXXX2469

ACH CREDITS (continued)

Date	Description	Amount
12-21	Preauthorized ACH Cr CITY OF WHITE SA CREDITS 124000055298597 162722986WD	\$8,957.29
12-21	Preauthorized ACH Cr KLUCKITAT COUNTY PAYMENTS 125108270007997 WHITE SALMON	\$27,235.89
12-22	Preauthorized ACH Cr CITY OF WHITE SA CREDITS 124000056361038 162941019WD	\$2,578.14
12-22	Preauthorized ACH Cr PAYMENTECH DEPOSIT 21000029831023 5708363	\$19,586.74
12-23	Preauthorized ACH Cr WA ST TREASURER REV DISTRIB 42000019655025 02530	\$933.34
12-23	Preauthorized ACH Cr PAYMENTECH DEPOSIT 21000021647523 5708363	\$1,139.15
12-23	Preauthorized ACH Cr CITY OF WHITE SA CREDITS 124000057323720 163010191WD	\$14,394.26
12-24	Preauthorized ACH Cr PAYMENTECH DEPOSIT 21000029141973 5708363	\$350.05
12-27	Preauthorized ACH Cr PAYMENTECH DEPOSIT 21000022463607 5708363	\$131.77
12-27	Preauthorized ACH Cr CITY OF WHITE SA CREDITS 124000059238375 163126092WD	\$336.16
12-27	Preauthorized ACH Cr CITY OF WHITE SA CREDITS 124000058400950 163070057WD	\$16,458.73
12-29	Preauthorized ACH Cr CITY OF WHITE SA CREDITS 124000050797569 163364093WD	\$216.30
12-29	Preauthorized ACH Cr PAYMENTECH DEPOSIT 21000025477874 5708363	\$446.14
12-30	Preauthorized ACH Cr PAYMENTECH DEPOSIT 21000023696973 5708363	\$490.15
12-30	Preauthorized ACH Cr CITY OF WHITE SA CREDITS 124000051981324 163424725WD	\$497.26
12-30	Preauthorized ACH Cr WA ST TREASURER REV DISTRIB 42000016002800 02530	\$73,919.77
12-31	Preauthorized ACH Cr CITY OF WHITE SA CREDITS 124000053273566 163473811WD	\$137.23
12-31	Preauthorized ACH Cr PAYMENTECH DEPOSIT 21000026373580 5708363	\$1,682.75

Total ACH Credits: \$390,319.47

ACH DEBITS

Date	Description	Amount
12-01	Preauthorized ACH Dr CITY WS DB DEPOSIT 125108270009486 1916001528	\$3,192.00
12-01	Preauthorized ACH Dr ENS-WA ACCTS ACH XFER ESCROW COLLECTIONS 325170834382901 40000100201507	\$61,992.12
12-03	Preauthorized ACH Dr PAYMENTECH FEE 21000028846305 5708363	\$1,216.04
12-03	Preauthorized ACH Dr Vimly Benefit So Vimly Bene 111000025528365 ST-S9D4A2G8X9S9	\$34,626.02
12-06	Preauthorized ACH Dr WA DEPT RET SYS DRS EPAY 42000019866580 04223505	\$75.00
12-06	Preauthorized ACH Dr LIFESECURE INSU INSURANCE LISTBILL 111000014886397 LB0000000061399	\$159.33



STATEMENT OF ACCOUNT

Statement Date: 12/31/21
 Account: XXXXXX2469

ACH DEBITS (continued)

Date	Description	Amount
12-06	Preauthorized ACH Dr Xpress Bill Pay Decbilling 124000053049299 10295	\$207.52
12-06	Preauthorized ACH Dr Standard Ins premium 42000011843745 STASIC000176923	\$393.00
12-06	Preauthorized ACH Dr WA DEPT RET SYS DRS EPAY 42000019866579 04223504	\$9,863.07
12-06	Preauthorized ACH Dr IRS USATAXPYMT 61036010030561 270174010426448	\$16,904.53
12-06	Preauthorized ACH Dr CITY WS DB PAYROLL 125108270009851 1916001528	\$45,918.36
12-07	Preauthorized ACH Dr OR REVENUE DEPT TAXPAYMENT 42000014455596 2062358272	\$218.00
12-07	Preauthorized ACH Dr Xpress Bill Pay Rerun 124000054429856 10295	\$616.30
12-08	Preauthorized ACH Dr AFLAC INSURANCE 21000026123514 0EXM7060881	\$205.54
12-08	Preauthorized ACH Dr LIFESECURE INSU INSURANCE 111000019415381 LS00049572	\$410.79
12-08	Preauthorized ACH Dr LIFESECURE INSU INSURANCE 111000019415380 LS00049566	\$1,221.60
12-10	Preauthorized ACH Dr USDA RD DCFO PAYMENT 41036046657679 0000	\$7,920.00
12-16	Preauthorized ACH Dr CITY WS DB DEPOSIT 125108270019890 1916001528	\$1,100.00
12-17	Preauthorized ACH Dr WA DEPT REVENUE TAX PYMT 42000016994681 7747913	\$8,566.64
12-20	Preauthorized ACH Dr WA DEPT RET SYS DRS EPAY 42000017018388 04227533	\$10,091.07
12-20	Preauthorized ACH Dr IRS USATAXPYMT 61036010062302 270175455433838	\$17,510.24
12-20	Preauthorized ACH Dr CITY WS DB PAYROLL 125108270010715 1916001528	\$45,803.76
12-21	Preauthorized ACH Dr OR REVENUE DEPT TAXPAYMENT 42000010470249 1945458432	\$172.00

Total ACH Debits: \$268,382.93

OTHER DEBITS

Date	Description	Amount
12-15	Analysis Charge Account Analysis Fee	\$273.09

Total Other Debits: \$273.09

CHECKS

Number	Date	Amount	Number	Date	Amount	Number	Date	Amount
37537	12-14	\$175.00	37596	12-07	\$3,031.93	37604	12-14	\$2,121.60
37550*	12-30	\$1,400.00	37597	12-13	\$1,348.12	37606*	12-07	\$318.72
37564*	12-01	\$284.96	37598	12-17	\$280.00	37607	12-07	\$250.00
37566*	12-02	\$6,070.25	37599	12-06	\$7.26	37608	12-09	\$306.34
37592*	12-01	\$192.43	37600	12-08	\$8,236.63	37609	12-30	\$1,400.00
37593	12-02	\$15,000.00	37601	12-16	\$148.50	37610	12-10	\$1,462.95
37594	12-07	\$985.52	37602	12-07	\$35.00	37611	12-08	\$6,709.51
37595	12-08	\$306.38	37603	12-13	\$1,247.00	37612	12-08	\$371.18



STATEMENT OF ACCOUNT

Statement Date: 12/31/21
 Account: XXXXXX2469

CHECKS (continued)

Number	Date	Amount	Number	Date	Amount	Number	Date	Amount
37613	12-08	\$148.50	37638	12-21	\$167.06	37661	12-22	\$4.36
37614	12-10	\$521.38	37639	12-31	\$27.47	37662	12-22	\$67.39
37615	12-07	\$529.44	37640	12-21	\$9,684.03	37664*	12-24	\$80.63
37616	12-08	\$408.05	37641	12-22	\$140.00	37666*	12-22	\$350.00
37617	12-08	\$50.00	37642	12-23	\$6.66	37667	12-22	\$417.72
37618	12-07	\$12,000.00	37643	12-27	\$1,770.45	37668	12-20	\$568.71
37619	12-10	\$152.49	37644	12-22	\$1,018.95	37669	12-23	\$1,995.55
37620	12-06	\$92.35	37645	12-31	\$3,323.94	37670	12-20	\$73,363.77
37621	12-07	\$701.97	37646	12-21	\$2,232.40	37671	12-22	\$3,634.32
37622	12-20	\$267.95	37647	12-22	\$64.11	37672	12-22	\$7,399.00
37623	12-14	\$1,742.85	37648	12-23	\$225.00	37673	12-23	\$580.50
37624	12-20	\$455.00	37649	12-22	\$277.98	37674	12-22	\$221.64
37625	12-13	\$5,774.43	37650	12-23	\$38.52	37676*	12-28	\$360.16
37626	12-20	\$5,595.58	37651	12-23	\$200.27	37677	12-23	\$517.16
37627	12-27	\$129.01	37652	12-30	\$115.22	37680*	12-21	\$544.86
37629*	12-24	\$291.43	37653	12-22	\$154.19	37681	12-29	\$461.14
37630	12-24	\$170.00	37654	12-21	\$7,772.72	37683*	12-29	\$768.24
37632*	12-23	\$1,440.38	37655	12-20	\$2,909.23	37685*	12-27	\$267.00
37633	12-29	\$37.98	37656	12-23	\$461.34	37688*	12-31	\$339.98
37635*	12-21	\$928.36	37657	12-28	\$59.00	37689	12-29	\$9,033.61
37637*	12-24	\$55.66	37660*	12-31	\$425.00			

* indicates skip in check sequence

Total Checks: \$215,231.37

DAILY BALANCES

Date	Balance	Date	Balance	Date	Balance
12-01	\$2,363,250.29	12-13	\$2,258,169.41	12-23	\$2,437,228.54
12-02	\$2,350,100.17	12-14	\$2,294,510.97	12-24	\$2,436,980.87
12-03	\$2,325,638.93	12-15	\$2,308,446.00	12-27	\$2,451,741.07
12-06	\$2,257,894.13	12-16	\$2,383,598.26	12-28	\$2,488,545.76
12-07	\$2,256,048.18	12-17	\$2,391,266.58	12-29	\$2,478,950.58
12-08	\$2,250,858.38	12-20	\$2,374,731.06	12-30	\$2,551,301.54
12-09	\$2,262,449.23	12-21	\$2,417,252.19	12-31	\$2,549,005.13
12-10	\$2,258,098.39	12-22	\$2,426,066.03		

BANK RECONCILIATION

City Of White Salmon

Time: 10:39:40 Date: 01/31/2022

12/01/2021 To: 12/31/2021

Page: 1

2 State Pool

Date	Balance Forward	3,505,242.18
12/31/2021		270.16
	Total Credits:	270.16

Year	Trans#	Date	Type	Chk#	Vendor
------	--------	------	------	------	--------

Total Debits: 0.00

Reconciled Bank Balance: 3,505,512.34

Outstanding Credits:

Outstanding Debits:

Reconciled Book Balance: 3,505,512.34

Local Government Investment Pool
Statement of Account for No: 02530
Primary Account
December 2021

CITY OF WHITE SALMON
PO BOX 2139
WHITE SALMON, WA 98672-8672

Date	Description	Comment	Deposits	Withdrawals	Balance
12/01/2021	Beginning Balance				3,505,242.18
12/31/2021	Month End Balance				3,505,242.18
	December Earnings	Daily Factor Earnings	270.16		
	Net Ending Balance				3,505,512.34

Account Summary

Beginning Balance:	3,505,242.18	Gross Earnings:	287.53
Deposits:	0.00	Administrative Fee:	17.37
Withdrawals:	0.00	Net Earnings:	270.16
Month End Balance:	3,505,242.18		
Administrative Fee Rate:	0.0058 %	Net Ending Balance:	3,505,512.34
Gross Earnings Rate:	0.0966 %		
Net Earnings Rate:	0.0907 %	Average Daily Balance:	3,505,242.18

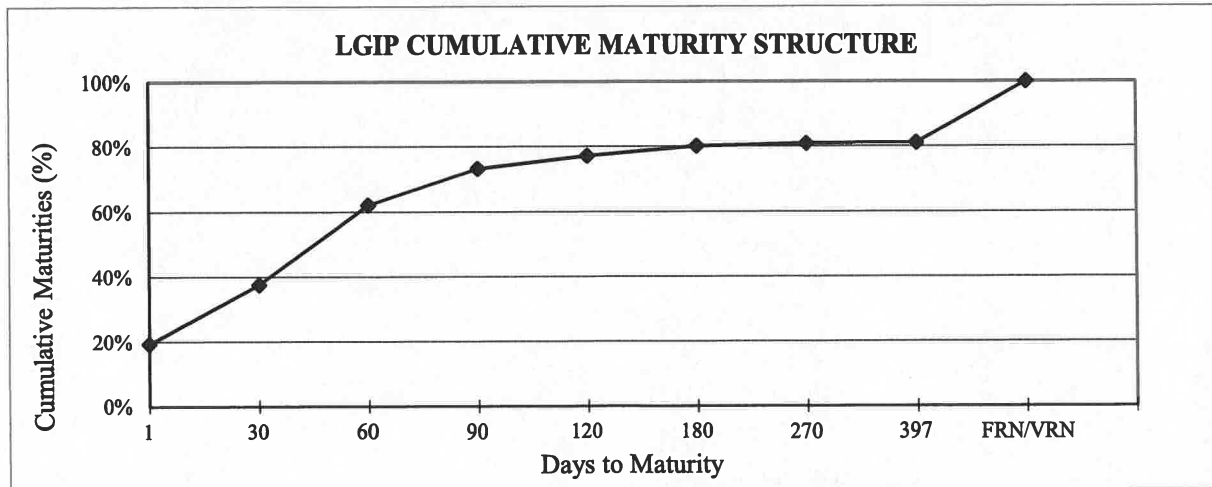
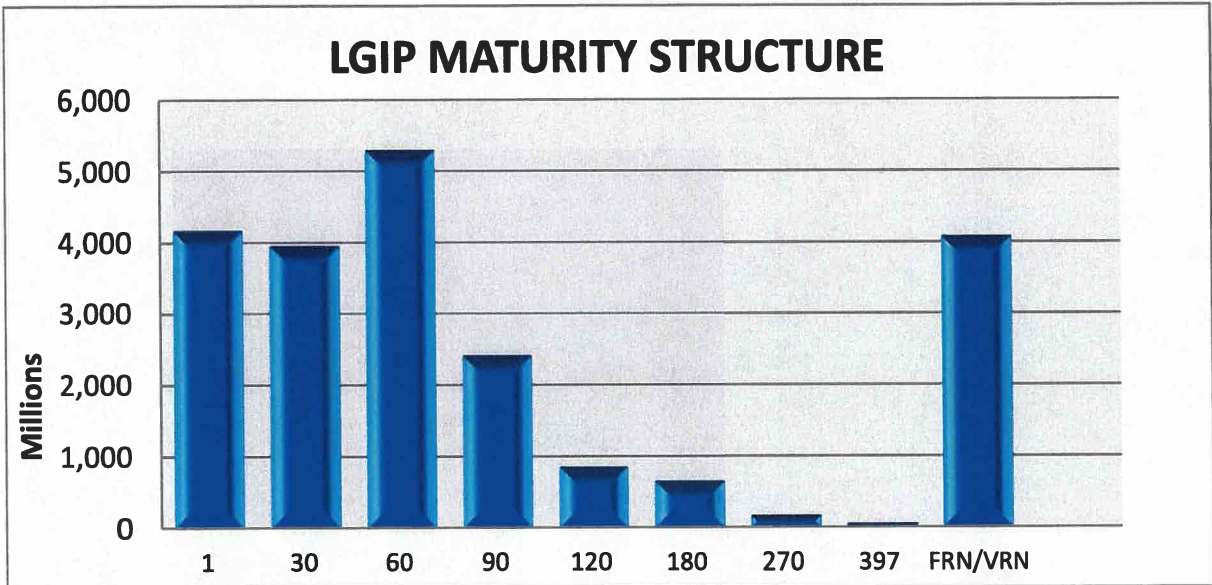
**WASHINGTON STATE
LOCAL GOVERNMENT INVESTMENT POOL
December 31, 2021**

<u>DAYS TO MATURITY</u>	<u>\$ MATURING (PAR VALUE)*</u>	<u>% MATURING</u>	<u>CUMULATIVE % MATURING</u>
1	4,162.88	19.3%	19.3%
2-30	3,948.52	18.3%	37.6%
31-60	5,291.95	24.5%	62.1%
61-90	2,409.67	11.2%	73.2%
91-120	850.00	3.9%	77.2%
121-180	650.00	3.0%	80.2%
181-270	160.00	0.7%	80.9%
271-397	50.00	0.2%	81.1%
FRN/VRN	4,071.81	18.9%	100.0%

PORTFOLIO TOTAL:

21,594.83

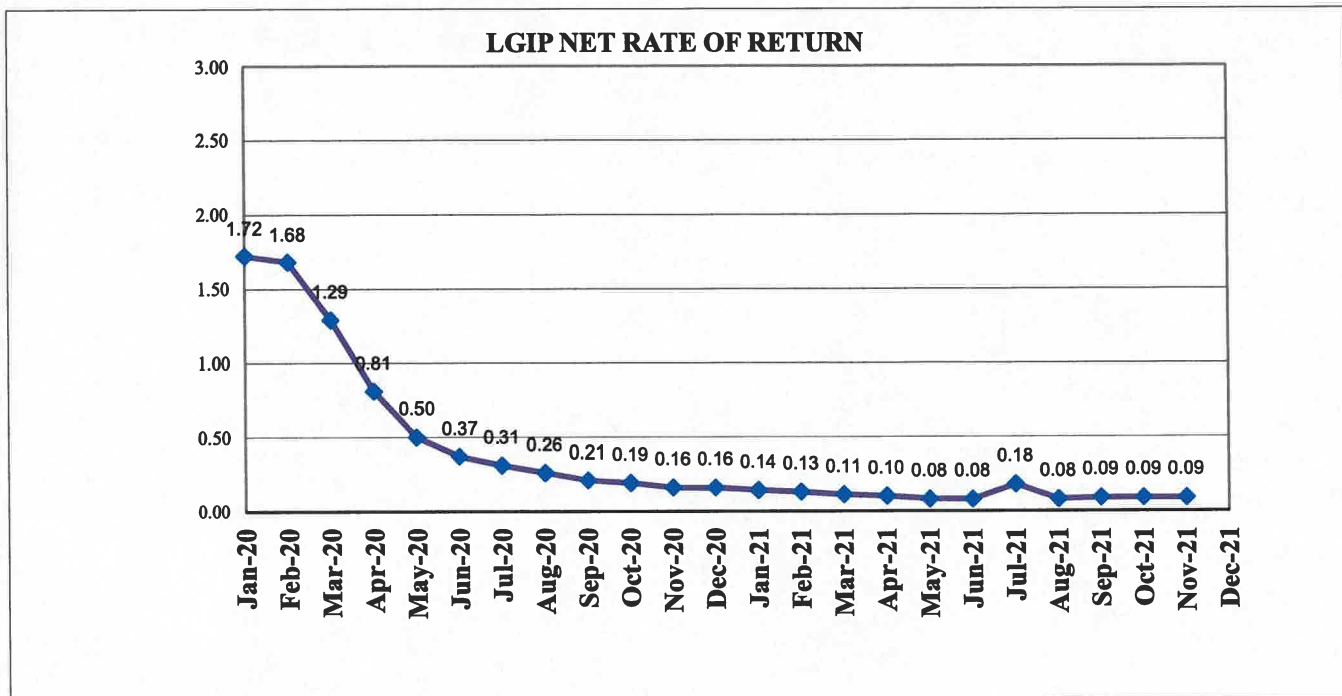
* Amounts in millions of dollars



**WASHINGTON STATE
LOCAL GOVERNMENT INVESTMENT POOL
December 31, 2021**

Investment Type	Average Balance <u>Dec-21</u>	Dec-21 <u>Percentage</u>	Average Balance <u>CY 2021</u>	2021 <u>Percentage</u>
Agency Bullets	49,999,877.66	0.23%	62,657,430.34	0.29%
Agency Discount Notes	1,584,756,525.44	7.22%	928,650,108.18	4.25%
Agency Floating Rate Notes	2,775,825,833.79	12.64%	2,616,945,188.70	11.98%
Agency Variable Rate Notes	138,708,474.45	0.63%	202,830,827.49	0.93%
Certificates of Deposit	92,754,032.26	0.42%	117,726,369.86	0.54%
IB Bank Deposit	2,207,199,800.79	10.05%	2,263,421,319.35	10.36%
Repurchase Agreements	896,838,709.67	4.08%	689,183,561.62	3.15%
SOFR Floating Rate Notes	0.00	0.00%	0.00	0.00%
Supras - Bullets	100,280,207.10	0.46%	149,086,538.70	0.68%
Supras - Discount Notes	99,986,166.67	0.46%	117,783,456.01	0.54%
Supras- Floating Rate Notes	0.00	0.00%	0.00	0.00%
Supras - Variables	0.00	0.00%	0.00	0.00%
Term Repurchase Agreements	503,225,806.45	2.29%	462,328,767.12	2.12%
U.S. Treasury Securities	12,207,888,880.37	55.60%	13,165,303,449.29	60.26%
US Treasury Floating Rate Notes	1,297,624,772.02	5.91%	1,070,675,666.65	4.90%
Total Avg Daily Balance	21,955,089,086.66	100.00%	21,846,592,683.32	100.00%

Avg Days to Maturity 34 days



* Rates are calculated on a 365-day basis

BANK RECONCILIATION

City Of White Salmon

Time: 10:38:12 Date: 01/31/2022

12/01/2021 To: 12/31/2021

Page: 1

3 Petty Cash

Date	Balance Forward	25.00
------	-----------------	-------

Total Credits:	0.00
----------------	------

Year	Trans#	Date	Type	Chk#	Vendor
------	--------	------	------	------	--------

Total Debits:	0.00
---------------	------

Reconciled Bank Balance:	25.00
--------------------------	-------

Outstanding Credits:	
----------------------	--

Outstanding Debits:	
---------------------	--

Reconciled Book Balance:	25.00
---------------------------------	--------------

BANK RECONCILIATION

City Of White Salmon

Time: 10:38:25 Date: 01/31/2022

12/01/2021 To: 12/31/2021

Page: 1

4 Cash Drawer 1

Date Balance Forward 150.00

Total Credits: 0.00

Year Trans# Date Type Chk# Vendor

Total Debits: 0.00

Reconciled Bank Balance: 150.00

Outstanding Credits: _____

Outstanding Debits: _____

Reconciled Book Balance: 150.00

BANK RECONCILIATION

City Of White Salmon

Time: 10:38:36 Date: 01/31/2022

12/01/2021 To: 12/31/2021

Page: 1

5 Cash Drawer 2

Date Balance Forward 150.00

Total Credits: 0.00

Year Trans# Date Type Chk# Vendor

Total Debits: 0.00

Reconciled Bank Balance: 150.00

Outstanding Credits:

Outstanding Debits:

Reconciled Book Balance: 150.00

File Attachments for Item:

3. January 2022 Budget Report (Line item detail is available under "Supporting Documents")

**City of White Salmon
Budget Summary Report
As of January 31, 2022**

	Budget Revenue	Year-To-Date Revenue	Remaining		Budget Expenditures	Year-To-Date Expenditures	Remaining	
001 Current Expense								
Finance					576,808.00	187,386.18	389,421.82	32.49%
Central Services (HR)					77,809.00	11,464.39	66,344.61	14.73%
General Government					106,986.00	2,819.91	104,166.09	2.64%
Building					144,551.00	13,667.50	130,883.50	9.46%
Community Services					763,188.00	0.00	763,188.00	0.00%
Planning					318,878.00	17,931.84	300,946.16	5.62%
Park					144,799.00	4,984.05	139,814.95	3.44%
Police					1,217,455.00	81,803.91	1,135,651.09	6.72%
Fire					130,713.00	2,762.59	127,950.41	2.11%
001 Current Expense	2,847,132.00	162,438.87	2,684,693.13	5.71%	3,481,187.00	322,820.37	3,158,366.63	9.27%
101 Street Fund	947,212.00	22,289.58	924,922.42	2.35%	981,549.00	27,196.67	954,352.33	2.77%
108 Municipal Capital Imp. Fund	71,624.00	7,040.13	64,583.87	9.83%	125,000.00	0.00	125,000.00	0.00%
110 Fire Reserve Fund	252.00	321.92	-69.92	127.75%	0.00	0.00	0.00	0.00%
112 General Fund Reserve	100.00	26.07	73.93	26.07%	200,000.00	0.00	200,000.00	0.00%
121 Police Vehicle Reserve Fund	60,072.00	5,005.97	55,066.03	8.33%	60,000.00	0.00	60,000.00	0.00%
303 Hotel/Motel Tax	75,537.00	4,845.16	70,691.84	6.41%	40,000.00	0.00	0.00	0.00%
307 New Pool Construction Fund	0.00	0.00	0.00	0.00%	0.00	0.00	0.00	0.00%
401 Water Fund	2,626,653.00	133,426.90	2,493,226.10	5.08%	2,442,161.00	109,448.11	2,332,712.89	4.48%
402 Wastewater Collection Fund	1,030,351.00	82,292.17	948,058.83	7.99%	1,091,376.00	26,660.61	1,064,715.39	2.44%
408 Water Reserve Fund	300,000.00	25,002.69	274,997.31	0.00%	223,000.00	0.00	223,000.00	0.00%
409 Wastewater Reserve Fund	100,000.00	8,364.55	91,635.45	8.36%	394,000.00	0.00	394,000.00	0.00%
412 Water Rights Acquisition Fund	161,103.00	13,916.00	147,187.00	8.64%	123,985.00	0.00	123,985.00	0.00%

City of White Salmon
 Budget Summary Report
 As of January 31, 2022

	Budget Revenue	Year-To-Date Revenue	Remaining		Budget Expenditures	Year-To Date Expenditures	Remaining	
413 Water Bond Redemption Fund	111,518.00	9,298.11	102,219.89	8.34%	111,518.00	7,920.00	103,598.00	7.10%
414 Wastewater Bond Redemption Fund	0.00	0.00	0.00	0.00%	0.00	0.00	0.00	0.00%
415 Water Bond Reserve Fund	19,572.00	1,630.70	17,941.30	8.33%	0.00	0.00	0.00	0.00%
416 Wastewater Bond Reserve Fund	72.00	5.67	66.33	7.88%	0.00	0.00	0.00	0.00%
417 Treatment Plant Reserve Fund	22,908.00	35.80	22,872.20	0.16%	0.00	0.00	0.00	0.00%
418 Water Short Lived Asset Reserve Fund	200,096.00	16,674.40	183,421.60	8.33%	100,000.00	0.00	100,000.00	0.00%
420 USDA Rural Develop. Jewett Water	0.00	0.00	0.00	0.00%	0.00	0.00	0.00	0.00%
601 Remittances	5,191.00	210.12	4,980.88	4.05%	5,191.00	0.00	5,191.00	0.00%
Total	8,579,393.00	492,824.81	8,086,568.19	5.74%	9,378,967.00	494,045.76	8,884,921.24	5.27%

Note: Revenue does not include beginning balances and expenditures do not include ending balances

**City of White Salmon
January 2022
Budget Report**

TREASURER'S REPORT

Fund Totals

City Of White Salmon

01/01/2022 To: 01/31/2022

Time: 16:42:02 Date: 02/22/2022
Page: 1

Fund	Previous Balance	Revenue	Expenditures	Ending Balance	Claims Clearing	Payroll Clearing	Outstanding Deposits	Adjusted Ending Balance
001 Current Expense	1,320,715.16	162,438.87	322,820.37	1,160,333.66	11,425.09	860.17	-829.17	1,171,789.75
101 Street Fund	292,478.64	22,289.58	27,196.67	287,571.55	225.01	0.00	0.00	287,796.56
107 Pool Fund	0.00	0.00		0.00	0.00	77.69	0.00	77.69
108 Municipal Capital Imp Fund	427,861.44	7,040.13		434,901.57	0.00	0.00	0.00	434,901.57
110 Fire Reserve Fund	334,046.07	321.92		334,367.99	0.00	0.00	0.00	334,367.99
112 General Fund Reserve	339,308.03	26.07		339,334.10	0.00	0.00	0.00	339,334.10
121 Police Vehicle Reserve Fund	91,867.87	5,005.97		96,873.84	0.00	0.00	0.00	96,873.84
303 Hotel/Motel Taxes	117,447.14	4,845.16		122,292.30	0.00	0.00	0.00	122,292.30
307 New Pool Construction Fund	2,563.96	0.00		2,563.96	0.00	0.00	0.00	2,563.96
401 Water Fund	119,077.07	133,426.90	109,448.11	143,055.86	849.80	0.00	-7,898.24	136,007.42
402 Wastewater Collection Fund	330,367.86	82,292.17	26,660.61	385,999.42	318.95	0.00	-3,309.24	383,009.13
408 Water Reserve Fund	228,396.77	25,002.69		253,399.46	0.00	0.00	0.00	253,399.46
409 Wastewater Reserve Fund	679,533.71	8,364.55		687,898.26	0.00	0.00	0.00	687,898.26
412 Water Rights Acquisition Fund	332,553.02	13,916.00		346,469.02	1.05	0.00	-411.90	346,058.17
413 Water Bond Redemption Fund	64,173.38	9,298.11	7,920.00	65,551.49	0.00	0.00	0.00	65,551.49
414 Wastewater Bond Redemption Fund	11,449.74	0.00		11,449.74	0.00	0.00	0.00	11,449.74
415 Water Bond Reserve Fund	86,158.23	1,630.70		87,788.93	0.00	0.00	0.00	87,788.93
416 Wastewater Bond Reserve Fund	74,583.61	5.67		74,589.28	0.00	0.00	0.00	74,589.28
417 Treatment Plant Reserve Fund	604,292.05	35.80		604,327.85	0.00	0.00	0.00	604,327.85
418 Water Short Lived Asset Reserve Fund	184,936.72	16,674.40		201,611.12	0.00	0.00	0.00	201,611.12
601 Remittances	0.00	210.12		210.12	8.26	0.00	0.00	218.38
Totals	5,641,810.47	492,824.81	494,045.76	5,640,589.52	12,828.16	937.86	-12,448.55	5,641,906.99

TREASURER'S REPORT
Account Totals

City Of White Salmon

01/01/2022 To: 01/31/2022

Time: 16:42:02 Date: 02/22/2022
Page: 2

Cash Accounts	Beg Balance	Deposits	Withdrawals	Ending	Outstanding Rec	Outstanding Exp	Adj Balance
1 Checking Account	2,135,973.13	427,308.61	428,800.07	2,134,481.67	-12,448.55	13,766.02	2,135,799.14
3 Petty Cash	25.00	0.00	0.00	25.00	0.00	0.00	25.00
4 Cash Drawer 1	150.00	0.00	0.00	150.00	0.00	0.00	150.00
5 Cash Drawer 2	150.00	0.00	0.00	150.00	0.00	0.00	150.00
Total Cash:	2,136,298.13	427,308.61	428,800.07	2,134,806.67	-12,448.55	13,766.02	2,136,124.14
Investment Accounts	Beg Balance	Deposits	Withdrawals	Ending	Outstanding Rec	Outstanding Exp	Adj Balance
2 State Pool	3,505,512.34	270.51	0.00	3,505,782.85	0.00	0.00	3,505,782.85
Total Investments:	3,505,512.34	270.51	0.00	3,505,782.85	0.00	0.00	3,505,782.85
	5,641,810.47	427,579.12	428,800.07	5,640,589.52	-12,448.55	13,766.02	5,641,906.99

TREASURER'S REPORT
Fund Investments By Account

City Of White Salmon

01/01/2022 To: 01/31/2022

Time: 16:42:02 Date: 02/22/2022
 Page: 3

Fund Totals:	Previous Balance	Purchases	Interest	Total Investments	Liquidated	Ending Balance
001 000 Current Expense	882,629.83		68.11	68.11		882,697.94
108 000 Municipal Capital Imp Fund	384,810.65		29.69	29.69		384,840.34
110 000 Fire Reserve Fund	284,067.40		21.92	21.92		284,089.32
112 000 General Govt Reserve Fund	337,854.86		26.07	26.07		337,880.93
121 000 Police Vehicle Reserve Fund	77,429.26		5.97	5.97		77,435.23
303 000 Hotel/Motel Taxes	30,008.97		2.32	2.32		30,011.29
408 000 Water Reserve Fund	34,910.94		2.69	2.69		34,913.63
409 000 Wastewater Reserve Fund	404,617.87		31.22	31.22		404,649.09
412 000 Water Rights Acquisition Fund	293,885.70		22.68	22.68		293,908.38
413 000 Water Bond Redemption Fund	64,019.14		4.94	4.94		64,024.08
415 000 Water Bond Reserve Fund	73,923.49		5.70	5.70		73,929.19
416 000 Wastewater Bond Reserve Fund	73,435.18		5.67	5.67		73,440.85
417 000 Treatment Plant Reserve Fund	463,889.18		35.80	35.80		463,924.98
418 000 Water Short Lived Asset Reserve Fund	100,029.87		7.73	7.73		100,037.60
2 - State Pool	3,505,512.34	0.00	270.51	270.51		3,505,782.85
	3,505,512.34	0.00	270.51	270.51		3,505,782.85

TREASURER'S REPORT
Fund Investment Totals

City Of White Salmon

01/01/2022 To: 01/31/2022

Time: 16:42:02 Date: 02/22/2022
 Page: 4

Fund Totals:	Previous Balance	Purchases	Interest	Ttl Investments	Liquidated	Investment Bal	Available Cash
001 Current Expense	882,629.83		68.11	68.11		882,697.94	277,635.72
101 Street Fund						0.00	287,571.55
108 Municipal Capital Imp Fund	384,810.65		29.69	29.69		384,840.34	50,061.23
110 Fire Reserve Fund	284,067.40		21.92	21.92		284,089.32	50,278.67
112 General Fund Reserve	337,854.86		26.07	26.07		337,880.93	1,453.17
121 Police Vehicle Reserve Fund	77,429.26		5.97	5.97		77,435.23	19,438.61
303 Hotel/Motel Taxes	30,008.97		2.32	2.32		30,011.29	92,281.01
307 New Pool Construction Fund						0.00	2,563.96
401 Water Fund						0.00	143,055.86
402 Wastewater Collection Fund						0.00	385,999.42
408 Water Reserve Fund	34,910.94		2.69	2.69		34,913.63	218,485.83
409 Wastewater Reserve Fund	404,617.87		31.22	31.22		404,649.09	283,249.17
412 Water Rights Acquisition Fund	293,885.70		22.68	22.68		293,908.38	52,560.64
413 Water Bond Redemption Fund	64,019.14		4.94	4.94		64,024.08	1,527.41
414 Wastewater Bond Redemption Fund						0.00	11,449.74
415 Water Bond Reserve Fund	73,923.49		5.70	5.70		73,929.19	13,859.74
416 Wastewater Bond Reserve Fund	73,435.18		5.67	5.67		73,440.85	1,148.43
417 Treatment Plant Reserve Fund	463,889.18		35.80	35.80		463,924.98	140,402.87
418 Water Short Lived Asset Reserve Fund	100,029.87		7.73	7.73		100,037.60	101,573.52
601 Remittances						0.00	210.12
	3,505,512.34		270.51	270.51		3,505,782.85	2,134,806.67

Ending fund balance (Page 1) - Investment balance = Available cash.

5,640,589.52

TREASURER'S REPORT

Outstanding Vouchers

City Of White Salmon

As Of: 01/31/2022 Date: 02/22/2022
Time: 16:42:02 Page: 5

Year	Trans#	Date	Type	Acct#	War#	Vendor	Amount	Memo
2022	296	01/28/2022	Tr Rec	1		John Doe Citizen, Fingerprints/Notary/Recyl	25.00	Fingerprinting: Javier Ortiz Hernandez
2022	297	01/28/2022	Tr Rec	1		Permitting Customer	1,021.10	
2022	303	01/28/2022	Util Pay	1		Xpress Bill Pay	1,296.49	Xpress Import - CC - 01-28-2022_daily_batch.csv
2022	304	01/28/2022	Util Pay	1		Xpress Bill Pay	204.62	Xpress Import - EFT - 01-28-2022_daily_batch.csv
2022	305	01/28/2022	Util Pay	1		Xpress Bill Pay	338.54	Xpress Import - CheckFree - 01-28-2022_daily_batch.csv
2022	306	01/29/2022	Util Pay	1		Xpress Bill Pay	523.99	Xpress Import - CC - 01-29-2022_daily_batch.csv
2022	307	01/29/2022	Util Pay	1		Xpress Bill Pay	531.23	Xpress Import - EFT - 01-29-2022_daily_batch.csv
2022	308	01/30/2022	Util Pay	1		Xpress Bill Pay	150.97	Xpress Import - CC - 01-30-2022_daily_batch.csv
2022	309	01/30/2022	Util Pay	1		Xpress Bill Pay	82.39	Xpress Import - EFT - 01-30-2022_daily_batch.csv
2022	311	01/31/2022	Util Pay	1		Batch Customer	5,474.85	
2022	312	01/31/2022	Tr Rec	1		Dish Wireless LLC	11.55	Telephone Utility Tax - December 2021
2022	313	01/31/2022	Tr Rec	1		Mt Adams Chamber Of Commerce	396.22	
2022	314	01/31/2022	Tr Rec	1		Mt Adams Elks Lodge	341.40	Gambling Tax - Q4 2021
2022	315	01/31/2022	Tr Rec	1		Hartnett, Virginia and Gary	10.00	
2022	317	01/31/2022	Tr Rec	1		Raley, Jeff and Kathy	45.00	
2022	318	01/31/2022	Util Pay	1		Xpress Bill Pay	665.12	Xpress Import - CC - 01-31-2022_daily_batch.csv
2022	319	01/31/2022	Util Pay	1		Xpress Bill Pay	587.22	Xpress Import - EFT - 01-31-2022_daily_batch.csv
2022	320	01/31/2022	Util Pay	1		Xpress Bill Pay	80.00	Xpress Import - Metavante - 01-31-2022_daily_batch.csv
2022	321	01/31/2022	Util Pay	1		Xpress Bill Pay	591.12	Xpress Import - iPay - 01-31-2022_daily_batch.csv
2022	322	01/31/2022	Util Pay	1		Xpress Bill Pay	71.74	Xpress Import - CheckFree - 01-31-2022_daily_batch.csv
							12,448.55	
Receipts Outstanding:								
2016	1220	03/16/2016	Claims	1	31118	Cecelia Joan Huard C/O Brad Huard	6.20	Refund inactive customer credit balance
2017	8301	11/01/2017	Claims	1	33126	David & Angela Hill	87.43	041725.1 - 393 NECHERRY ST
2018	768	02/07/2018	Claims	1	33497	Renee Wuollet	11.38	020675.0 - 560 NECENTER PL
2018	1201	03/07/2018	Claims	1	33577	Chris Parker	3.17	040127.2 - 705 NECHURCH PLACE # E
2018	3179	06/20/2018	Claims	1	33915	Lourens and Monette Pretorius	16.96	053189.0 - 17 ANNIE LANE
2018	7272	09/05/2018	Payroll	1	34156	Savannah Vargas	49.10	Aug Payroll #2
2018	7524	09/20/2018	Payroll	1	34222	Savannah Vargas	20.68	Sept Payroll #1
2018	8618	12/05/2018	Payroll	1	34449	Angelina Heredia	27.70	Nov Payroll #2
2019	2627	06/05/2019	Claims	1	35066	Christopher Stiffler	168.00	Reimburse - Willland Firefighter Exam Fee
2019	3568	08/07/2019	Claims	1	35245	Mark Long	179.21	071525.2 - 1196 WJEWETT BLVD 1198 - Refund Credit Balance On Utility Acct #4750
2020	1811	05/06/2020	Claims	1	36098	James B Roberson Trust Lisa Doslu, Trustee	10.38	062750.0 - 625 SWWAUBISH ST- Credit Balance Refund
2021	218	01/20/2021	Claims	1	36799	Thomas Hood	4.71	073225.0 - 1180 SWTHORNTON DR - Utility Account 5592 Credit Balance Refund

TREASURER'S REPORT Outstanding Vouchers

City Of White Salmon

As Of: 01/31/2022 Date: 02/22/2022
Time: 16:42:02 Page: 6

Year	Trans#	Date	Type	Acct#	War#	Vendor	Amount	Memo	
2021	228	01/20/2021	Claims	1	36809	Jennifer Schwab	49.19	064200.1 - 366 SWEYRIE RD - Utility Account 5929 Credit Balance Refund	
2021	232	01/20/2021	Claims	1	36813	Garret Zallen	0.05	022650.3 - 645 NEGRANDVIEW BLVD - Utility Account 1204 Credit Balance Refund	
2021	1733	05/19/2021	Claims	1	37101	Nora B. Kyte	3.34	011450.0 - 552 SEOAK ST - Credit Balance Refund	
2021	3458	10/06/2021	Claims	1	37455	Ernie's Locks & Keys LLC	325.00	Park - Locksmithing	
2021	3984	11/17/2021	Claims	1	37589	Chris Taylor	75.00	2021 Short-Term Rental Application - Refund	
2021	4313	12/15/2021	Claims	1	37628	George Anderson	80.43	054700.0 - 865 NWKENNEDY LN	
2021	4344	12/15/2021	Claims	1	37659	SeaWestern Fire Fighting Equipment	6,709.51	Fire - Uniform and Safety Gear	
2021	4391	12/20/2021	Payroll	1	37675	Scott Perala	535.63	Dec Payroll #2	
2021	4396	12/20/2021	Payroll	1	37678	Christopher Stiffler	27.70	Dec Payroll #2	
2021	4397	12/20/2021	Payroll	1	37679	David S Swann	277.05	Dec Payroll #2	
2021	4555	12/30/2021	Claims	1	37726	WSU Professional Education	1,350.00	2022 Northwest Clerks Institute - Professional Development Overnight Package	
2022	56	01/05/2022	Claims	1	37733	Columbia Gorge News LLC	45.00	Columbia Gorge Newspaper - Subscription	
2022	59	01/05/2022	Claims	1	37736	Masonic Lodge # 163	175.00	Parking Lot Lease	
2022	62	01/05/2022	Claims	1	37739	Reynier, Ron Atty At Law	1,400.00	City Prosecuting Agreement	
2021	4578	12/31/2021	Claims	1	37758	Marla Keethler	193.44	Reimbursement - Supplies	
2021	4580	12/31/2021	Claims	1	37760	Klickitat County Prosecutor	8.26	December 2021 Court Remittance	
2022	178	01/19/2022	Claims	1	37776	Tao Berman	75.00	2022 Short-term Rental Permit Refund	
2022	190	01/19/2022	Claims	1	37788	WWCPA	20.00	2022 WA Wastewater Certification	
2022	265	01/25/2022	Claims	1	37790	CenturyLink	1,348.82	CenturyLink - Shop - 2022 January ; CenturyLink - Breathalyzer - 2022 January ; CenturyLink - Shop Emergency Dialer - 2022 January ; CenturyLink - City Shop Broadband - 2022 January ; CenturyL	
2022	267	01/25/2022	Claims	1	37792	Xerox Financial Services, LLC	482.68	City Hall - Xerox Lease	
							13,766.02		
Fund							Claims	Payroll	Total
001 Current Expense							11,425.09	860.17	12,285.26
101 Street Fund							225.01	0.00	225.01
Pool Fund							0.00	77.69	77.69

TREASURER'S REPORT
Outstanding Vouchers

City Of White Salmon

As Of: 01/31/2022 Date: 02/22/2022
 Time: 16:42:02 Page: 7

Year	Trans#	Date	Type	Acct#	War#	Vendor	Amount	Memo	
							Claims	Payroll	Total
							849.80	0.00	849.80
							318.95	0.00	318.95
							1.05	0.00	1.05
							8.26	0.00	8.26
							<u>12,828.16</u>	<u>937.86</u>	<u>13,766.02</u>

TREASURER'S REPORT
Signature Page

Time: 16:42:02 Date: 02/22/2022
Page: 8

01/01/2022 To: 01/31/2022

City Of White Salmon

We the undersigned officers for the City of White Salmon have reviewed the foregoing report and acknowledge that to the best of our knowledge this report is accurate and true:

Signed:  Signed: _____
Clerk/Treasurer / Date Chairman Budget Committee / Date

City of White Salmon
January 2022 Treasurer's Report Reconciliation

	Revenue	Expenditures
	492,824.81	494,045.76
Treasurer's Receipts	201,004.87	236,812.75 Claims
Utility Receipts	226,574.25	191,333.61 Payroll
Interfund Transfers	65,918.17	65,918.17 Interfund Transfers
		306.38 Service Charge - Account Analysis
		179.04 Service Charge - Check Order
Revenue to Expenditure	-354.19	-354.19 Revenue to Expenditure (Rosenburg Insurance)
Expenditure to Revenue	-75.00	-75.00 Expenditure to Revenue (Refund for Short-term Rental Fee)
Expenditure to Revenue	-75.00	-75.00 Expenditure to Revenue (Refund for Short-term Rental Fee)
Utility NSF	-101.77	
Utility NSF	-66.52	
	492,824.81	494,045.76
	0.00	0.00

City of White Salmon

2022 January Treasurer's Report Reconciliation to Bank Statements

Treasurer's Report Ending Balance	5,640,589.52
Treasurer's Report Adjusted Ending Balance	5,641,906.99
Columbia State Bank (Cash)	2,135,799.14
US Bank (Time Value - Investment)	0.00
WA State Treasurer (State Pool - Investment)	3,505,782.85
Petty Cash	25.00
Drawer 1	150.00
Drawer 2	150.00
Drawer 3	0.00
Total Cash and Investments	5,641,906.99
Less Outstanding Checks (Page 6 of Treasurer's Report)	-13,766.02
Plus Outstanding Deposits (Page 1 of Treasurer's Report)	12,448.55
Bank Statement Adjusted Ending Balance	5,640,589.52
Difference	0.00

BANK RECONCILIATION

City Of White Salmon

Time: 16:22:54 Date: 02/22/2022

01/01/2022 To: 01/31/2022

Page: 1

1 Checking Account

Date	Balance Forward	2,549,005.13
12/28/2021		309.90
12/30/2021		13,352.66
12/31/2021		542.00
01/01/2022		3,993.85
01/02/2022		440.09
01/03/2022		1,064.67
01/04/2022		1,167.33
01/05/2022		17,990.29
01/06/2022		2,626.11
01/07/2022		9,993.91
01/08/2022		203.54
01/09/2022		384.83
01/10/2022		72,347.32
01/11/2022		5,215.80
01/12/2022		10,484.46
01/13/2022		5,627.83
01/14/2022		10,128.77
01/15/2022		12,250.37
01/16/2022		1,459.81
01/17/2022		5,395.61
01/18/2022		22,322.29
01/19/2022		16,773.77
01/20/2022		76,247.35
01/21/2022		15,000.13
01/22/2022		348.72
01/23/2022		236.55
01/24/2022		40,092.47
01/25/2022		3,275.47
01/26/2022		526.48
01/27/2022		15,029.34
01/28/2022		1,828.40
01/31/2022		62,404.50
	Total Credits:	429,064.62

Year	Trans#	Date	Type	Chk#	Vendor	
2021	4130	12/01/2021	Claims	37605	Masonic Lodge # 163	175.00
2021	4316	12/15/2021	Claims	37631	Bell Design Company	200.00
2021	4319	12/15/2021	Claims	37634	Cameron McCarthy Landscape Architecture	1,961.25
2021	4321	12/15/2021	Claims	37636	Columbia Gorge News, LLC	364.00
2021	4343	12/15/2021	Claims	37658	Harry & Lorinda Schultz	13.48
2021	4348	12/15/2021	Claims	37663	Larry Spencer	52.50
2021	4350	12/15/2021	Claims	37665	Verizon Wireless	1,201.33
2021	4446	12/22/2021	Claims	37682	CenturyLink	1,348.12
2021	4448	12/22/2021	Claims	37684	Shred-it USA LLC	185.74
2021	4483	12/28/2021	Claims	37686	Department of Health	816.00
2021	4484	12/28/2021	Claims	37687	Klickitat County Emergency Mgmt.	1,373.41
2021	4487	12/28/2021	Claims	37690	Xerox Financial Services, LLC	482.68
2021	4522	12/30/2021	Claims	37693	Apparatus Repair LLC AA&L Emergency Fire	500.00
2021	4523	12/30/2021	Claims	37694	Ace Hardware	89.07
2021	4524	12/30/2021	Claims	37695	Anderson Perry & Associates, Inc.	81,228.25
2021	4525	12/30/2021	Claims	37696	Aspect Consulting	7,911.83
2021	4526	12/30/2021	Claims	37697	BSK Associates	525.00
2021	4527	12/30/2021	Claims	37698	Bell Design Company	5,702.50
2021	4528	12/30/2021	Claims	37699	Bethel Congregational Church	150.00

BANK RECONCILIATION

City Of White Salmon

Time: 16:22:54 Date: 02/22/2022

01/01/2022 To: 01/31/2022

Page: 2

Year	Trans#	Date	Type	Chk#	Vendor	
2021	4529	12/30/2021	Claims	37700	Bingen, City Of	61,095.00
2021	4530	12/30/2021	Claims	37701	C.M. & W.O. Sheppard Inc	45.45
2021	4531	12/30/2021	Claims	37702	Columbia Gorge News, LLC	212.00
2021	4532	12/30/2021	Claims	37703	Brendan Conboy	37.25
2021	4533	12/30/2021	Claims	37704	Databar	1,522.78
2021	4534	12/30/2021	Claims	37705	Galls, LLC	47.35
2021	4535	12/30/2021	Claims	37706	Granicus	9,597.90
2021	4536	12/30/2021	Claims	37707	Hach Company	2,169.52
2021	4537	12/30/2021	Claims	37708	Jaques Sharp	367.50
2021	4538	12/30/2021	Claims	37709	Keith's Sporting Goods	612.75
2021	4539	12/30/2021	Claims	37710	Klickitat County Health Dept	35.00
2021	4540	12/30/2021	Claims	37711	Klickitat County Sheriff Office	13,000.00
2021	4541	12/30/2021	Claims	37712	Klickitat County	964.00
2021	4542	12/30/2021	Claims	37713	NAPA Auto Parts dba Gorge Auto Parts	1,710.98
2021	4543	12/30/2021	Claims	37714	Northwest Natural Gas Co	585.97
2021	4544	12/30/2021	Claims	37715	One Call Concepts Inc	20.33
2021	4545	12/30/2021	Claims	37716	Owen Equipment Company	111.62
2021	4547	12/30/2021	Claims	37718	Pioneer Surveying Engineering Inc	2,640.00
2021	4548	12/30/2021	Claims	37719	Platt Electrical, dba of Rexel USA, INC	235.11
2021	4549	12/30/2021	Claims	37720	Public Safety Testing	134.00
2021	4550	12/30/2021	Claims	37721	Quill	253.55
2021	4551	12/30/2021	Claims	37722	Same Day Stage	118.00
2021	4552	12/30/2021	Claims	37723	The Verdin Company	11,643.33
2021	4553	12/30/2021	Claims	37724	TransUnion Risk & Alternative	80.63
2021	4554	12/30/2021	Claims	37725	WA State Criminal Justice Training Com	95.00
2021	4556	12/30/2021	Claims	37727	White Salmon, City Of	54,881.04
2021	4557	12/30/2021	Claims	37728	Wilcox & Flegel	4,283.33
2021	4558	12/30/2021	Claims	37729	XTC Truck & Toy	79.96
2021	4559	12/30/2021	Claims	37730	Zaya LLC	5,891.00
2021	4519	12/31/2021	Claims		Chase Paymentech	1,751.21
2021	4520	12/31/2021	Claims		Xpress Bill Pay	626.89
2021	4521	12/31/2021	Claims		Kenneth B. Woodrich PC	5,802.00
2021	4560	12/31/2021	Claims	37743	Bent Nail Construction ::C	6,852.20
2021	4561	12/31/2021	Claims	37745	US Bank	15,755.52
2021	4562	12/31/2021	Payroll		Oregon Dept. of Revenue - Transit Tax	18.69
2021	4563	12/31/2021	Payroll		Employment Security Department	713.60
2021	4564	12/31/2021	Payroll		Department Of Labor & Industries	7,505.68
2021	4565	12/31/2021	Payroll		Employment Security Department - PFMLA	956.59
2021	4566	12/31/2021	Claims	37746	ALS Group USA, Corp.	9,138.25
2021	4567	12/31/2021	Claims	37747	Anderson Perry & Associates, Inc.	63,481.91
2021	4568	12/31/2021	Claims	37748	Aramark Uniform Services	363.83
2021	4569	12/31/2021	Claims	37749	Artistic Excavation, LLC	3,727.03
2021	4570	12/31/2021	Claims	37750	Brenntag Pacific, Inc	654.83
2021	4571	12/31/2021	Claims	37751	Cameron McCarthy Landscape Architecture	4,560.00
2021	4572	12/31/2021	Claims	37752	Columbia Gorge News, LLC	104.00
2021	4573	12/31/2021	Claims	37753	DataPro Solutions, Inc	167.06
2021	4574	12/31/2021	Claims	37754	Fastenal	42.70
2021	4575	12/31/2021	Claims	37755	Glacier Electric LLC	979.76
2021	4576	12/31/2021	Claims	37756	H.D. Fowler Company	353.76
2021	4577	12/31/2021	Claims	37757	Hunsaker Oil Company Inc	1,724.02
2021	4579	12/31/2021	Claims	37759	Ned Kindler	19.26
2021	4581	12/31/2021	Claims	37761	Les Schwab Tire Center	533.20
2021	4582	12/31/2021	Claims	37762	Menke Jackson Law Firm	846.00
2021	4583	12/31/2021	Claims	37763	Mitchell K. Wilson, Interpreter	62.74
2021	4584	12/31/2021	Claims	37764	Office Depot	96.66
2021	4585	12/31/2021	Claims	37765	PUD No 1 Of Klickitat County	9,649.39
2021	4586	12/31/2021	Claims	37766	Pacer Propane LLC	118.78

BANK RECONCILIATION

City Of White Salmon

Time: 16:22:54 Date: 02/22/2022

01/01/2022 To: 01/31/2022

Page: 3

Year	Trans#	Date	Type	Chk#	Vendor	
2021	4587	12/31/2021	Claims	37767	Peterson Trucks, Inc	557.92
2021	4588	12/31/2021	Claims	37768	Providence Health Services Oregon	789.00
2021	4589	12/31/2021	Claims	37769	Republic Services #487	461.34
2021	4590	12/31/2021	Claims	37770	Shred-it USA LLC	94.03
2021	4591	12/31/2021	Claims	37771	USA Blue Book	88.81
2021	4592	12/31/2021	Claims	37772	Vacasa	75.00
2021	4593	12/31/2021	Claims	37773	Verizon Wireless	1,138.40
2021	4594	12/31/2021	Claims	37774	WA State Treas. Cash Mgmt Dept	166.22
2021	4595	12/31/2021	Claims	37775	Xerox Financial Services, LLC	290.25
2022	10	01/05/2022	Payroll		Ryan Hardie Adam	1,487.39
2022	11	01/05/2022	Payroll		William R Avery II	2,995.10
2022	12	01/05/2022	Payroll		Jan Brending	2,836.48
2022	13	01/05/2022	Payroll		Erika Castro-Guzman	1,957.95
2022	14	01/05/2022	Payroll		Brendan P Conboy	2,307.08
2022	15	01/05/2022	Payroll		Jeffrey Cooper	2,068.75
2022	16	01/05/2022	Payroll		Kate E Daniels	2,391.67
2022	17	01/05/2022	Payroll		Andrew Dirks	1,749.97
2022	18	01/05/2022	Payroll		Lisa L George	2,047.93
2022	19	01/05/2022	Payroll		Suzanne Glaser	92.35
2022	20	01/05/2022	Payroll		Edward L Gunnyon	3,166.85
2022	21	01/05/2022	Payroll		Jason L Hartmann	152.49
2022	22	01/05/2022	Payroll		Michael L Hepner	2,795.12
2022	23	01/05/2022	Payroll		William F Hunsaker	2,580.03
2022	24	01/05/2022	Payroll		Marla A Keethler	601.63
2022	25	01/05/2022	Payroll		Jason Kinley	2,663.09
2022	26	01/05/2022	Payroll		Ross E Lambert	3,189.36
2022	27	01/05/2022	Payroll		Joshua Lewis	3,281.35
2022	28	01/05/2022	Payroll		David S Lindley	152.49
2022	29	01/05/2022	Payroll		Madelynn M McIlwain	2,100.72
2022	30	01/05/2022	Payroll		Patrick R Munyan Jr	3,411.13
2022	31	01/05/2022	Payroll		Stephanie M Porter	1,961.19
2022	32	01/05/2022	Payroll		Ashley Post	152.49
2022	33	01/05/2022	Payroll		Frank Randall	2,593.66
2022	34	01/05/2022	Payroll		James A Ransier	152.49
2022	35	01/05/2022	Payroll	37691	Jess W Wardwell	92.35
2022	36	01/05/2022	Payroll		AFLAC	205.54
2022	37	01/05/2022	Payroll		Association Of WA Cities	36,477.70
2022	38	01/05/2022	Payroll		Internal Revenue Service	17,776.44
2022	39	01/05/2022	Payroll		LifeSecure Insurance Company	410.79
2022	40	01/05/2022	Payroll		LifeSecure Insurance Company	1,221.60
2022	41	01/05/2022	Payroll		LifeSecure Insurance Company	159.33
2022	42	01/05/2022	Payroll		Oregon Department of Revenue	181.00
2022	43	01/05/2022	Payroll		Standard Insurance	393.00
2022	44	01/05/2022	Payroll		WA State Dept Retirement Systems	75.00
2022	45	01/05/2022	Payroll		WA State Dept Retirement Systems	10,474.80
2022	46	01/05/2022	Payroll	37692	WSCCCE	695.35
2022	54	01/05/2022	Claims	37731	Association Of WA Cities	3,038.07
2022	55	01/05/2022	Claims	37732	Charter Communications	134.98
2022	57	01/05/2022	Claims	37734	Evergreen Rural Water	1,400.00
2022	58	01/05/2022	Claims	37735	Ned Kindler	170.10
2022	60	01/05/2022	Claims	37737	Mosier WiNet	455.00
2022	61	01/05/2022	Claims	37738	Mt Adams Chamber Of Commerce	300.00
2022	63	01/05/2022	Claims	37740	Risk Management Service Agency	161,800.00
2022	64	01/05/2022	Claims	37741	Larry Spencer	170.10
2022	65	01/05/2022	Claims	37742	Springbrook Holding Company LLC	23,304.02
2022	619	01/10/2022	Claims		USDA Rural Development	7,920.00
2022	216	01/15/2022	Ser Chge		Columbia Bank #1080	306.38

BANK RECONCILIATION

City Of White Salmon

Time: 16:22:54 Date: 02/22/2022

01/01/2022 To: 01/31/2022

Page: 4

Year	Trans#	Date	Type	Chk#	Vendor	
2022	179	01/19/2022	Claims	37777	Brenntag Pacific, Inc	2,269.32
2022	180	01/19/2022	Claims	37778	Charter Communications	132.97
2022	181	01/19/2022	Claims	37779	Class5	215.00
2022	182	01/19/2022	Claims	37780	Kaycee Flinn	75.00
2022	183	01/19/2022	Claims	37781	Klickitat County Health Dept	140.00
2022	184	01/19/2022	Claims	37782	Joshua Lewis	160.50
2022	185	01/19/2022	Claims	37783	Radcomp Technologies	8,545.70
2022	186	01/19/2022	Claims	37784	Rapid Readymix Co Inc	7,417.50
2022	187	01/19/2022	Claims	37785	Ray Schultens Motors	87.32
2022	188	01/19/2022	Claims	37786	Regional Transportation Council	800.00
2022	189	01/19/2022	Claims	37787	Tonkin Chevrolet Buick GMC	26.65
2022	191	01/19/2022	Claims	37789	Xerox Financial Services, LLC	290.25
2022	637	01/19/2022	Ser Chge		Columbia Bank #1080	179.04
2022	149	01/20/2022	Payroll		Ryan Hardie Adam	1,789.80
2022	150	01/20/2022	Payroll		William R Avery II	2,983.15
2022	151	01/20/2022	Payroll		Jan Brending	2,826.89
2022	152	01/20/2022	Payroll		Erika Castro-Guzman	1,685.67
2022	153	01/20/2022	Payroll		Brendan P Conboy	2,304.27
2022	154	01/20/2022	Payroll		Jeffrey Cooper	1,868.30
2022	155	01/20/2022	Payroll		Kate E Daniels	2,139.31
2022	156	01/20/2022	Payroll		Andrew Dirks	2,385.19
2022	157	01/20/2022	Payroll		Lisa L George	1,659.22
2022	158	01/20/2022	Payroll		Edward L Gunnyon	3,939.40
2022	159	01/20/2022	Payroll		Michael L Hepner	2,783.79
2022	160	01/20/2022	Payroll		William F Hunsaker	2,595.82
2022	161	01/20/2022	Payroll		Jason Kinley	1,871.65
2022	162	01/20/2022	Payroll		Ross E Lambert	2,762.51
2022	163	01/20/2022	Payroll		Joshua Lewis	3,695.86
2022	164	01/20/2022	Payroll		Madelynn M McIlwain	1,897.52
2022	165	01/20/2022	Payroll		Patrick R Munyan Jr	3,415.94
2022	166	01/20/2022	Payroll		Stephanie M Porter	1,635.39
2022	167	01/20/2022	Payroll		Frank Randall	2,350.49
2022	168	01/20/2022	Payroll		Internal Revenue Service	17,097.57
2022	169	01/20/2022	Payroll		Oregon Department of Revenue	275.00
2022	170	01/20/2022	Payroll		WA State Dept Retirement Systems	75.00
2022	171	01/20/2022	Payroll		WA State Dept Retirement Systems	10,244.21
2022	215	01/21/2022	Claims		WA State Dept Revenue/Excise	13,645.53
2022	218	01/21/2022	Ser Chge		Robert Carnahan	101.77
2022	266	01/25/2022	Claims	37791	Gorge Networks Inc	768.24
2022	427	01/31/2022	Ser Chge		Fred Strube	66.52

Total Debits: 842,270.61

Reconciled Bank Balance: 2,135,799.14

2022	296	01/28/2022	Tr Rec	56987	John Doe Citizen, Fingerprints/Notary/Recyl	25.00
2022	297	01/28/2022	Tr Rec	56988	Permitting Customer	1,021.10
2022	303	01/28/2022	Util Pay	56994	Xpress Bill Pay	1,296.49
2022	304	01/28/2022	Util Pay	56995	Xpress Bill Pay	204.62
2022	305	01/28/2022	Util Pay	56996	Xpress Bill Pay	338.54
2022	306	01/29/2022	Util Pay	56997	Xpress Bill Pay	523.99
2022	307	01/29/2022	Util Pay	56998	Xpress Bill Pay	531.23
2022	308	01/30/2022	Util Pay	56999	Xpress Bill Pay	150.97
2022	309	01/30/2022	Util Pay	57000	Xpress Bill Pay	82.39
2022	311	01/31/2022	Util Pay	57002	Batch Customer	5,474.85
2022	312	01/31/2022	Tr Rec	57003	Dish Wireless LLC	11.55
2022	313	01/31/2022	Tr Rec	57004	Mt Adams Chamber Of Commerce	396.22
2022	314	01/31/2022	Tr Rec	57005	Mt Adams Elks Lodge	341.40
2022	315	01/31/2022	Tr Rec	57006	Hartnett, Virginia and Gary	10.00

BANK RECONCILIATION

City Of White Salmon

Time: 16:22:54 Date: 02/22/2022

01/01/2022 To: 01/31/2022

Page: 5

2022	317	01/31/2022	Tr Rec	57007	Raley, Jeff and Kathy	45.00
2022	318	01/31/2022	Util Pay	57008	Xpress Bill Pay	665.12
2022	319	01/31/2022	Util Pay	57009	Xpress Bill Pay	587.22
2022	320	01/31/2022	Util Pay	57010	Xpress Bill Pay	80.00
2022	321	01/31/2022	Util Pay	57011	Xpress Bill Pay	591.12
2022	322	01/31/2022	Util Pay	57012	Xpress Bill Pay	71.74
Outstanding Credits:						-12,448.55
2016	1220	03/16/2016	Claims	31118	Huard C/O Brad Huard, Cecelia Joan	6.20
2017	8301	11/01/2017	Claims	33126	Hill, David & Angela	87.43
2018	768	02/07/2018	Claims	33497	Wuollet, Renee	11.38
2018	1201	03/07/2018	Claims	33577	Parker, Chris	3.17
2018	3179	06/20/2018	Claims	33915	Pretorius, Lourens and Monette	16.96
2018	7272	09/05/2018	Payroll	34156	Vargas, Savannah	49.10
2018	7524	09/20/2018	Payroll	34222	Vargas, Savannah	20.68
2018	8618	12/05/2018	Payroll	34449	Heredia, Angelina	27.70
2019	2627	06/05/2019	Claims	35066	Stiffler, Christopher	168.00
2019	3568	08/07/2019	Claims	35245	Long, Mark	179.21
2020	1811	05/06/2020	Claims	36098	Lisa Doslu, Trustee, James B Roberson Trust	10.38
2021	218	01/20/2021	Claims	36799	Hood, Thomas	4.71
2021	228	01/20/2021	Claims	36809	Schwab, Jennifer	49.19
2021	232	01/20/2021	Claims	36813	Zallen, Garret	0.05
2021	1733	05/19/2021	Claims	37101	Kyte, Nora B.	3.34
2021	3458	10/06/2021	Claims	37455	Ernie's Locks & Keys LLC	325.00
2021	3984	11/17/2021	Claims	37589	Taylor, Chris	75.00
2021	4313	12/15/2021	Claims	37628	Anderson, George	80.43
2021	4344	12/15/2021	Claims	37659	SeaWestern Fire Fighting Equipment	6,709.51
2021	4391	12/20/2021	Payroll	37675	Perala, Scott	535.63
2021	4396	12/20/2021	Payroll	37678	Stiffler, Christopher	27.70
2021	4397	12/20/2021	Payroll	37679	Swann, David S	277.05
2021	4555	12/30/2021	Claims	37726	WSU Professional Education	1,350.00
2021	4578	12/31/2021	Claims	37758	Keethler, Marla	193.44
2021	4580	12/31/2021	Claims	37760	Klickitat County Prosecutor	8.26
2022	56	01/05/2022	Claims	37733	Columbia Gorge News LLC	45.00
2022	59	01/05/2022	Claims	37736	Masonic Lodge # 163	175.00
2022	62	01/05/2022	Claims	37739	Reynier, Ron Atty At Law	1,400.00
2022	178	01/19/2022	Claims	37776	Berman, Tao	75.00
2022	190	01/19/2022	Claims	37788	WWCPA	20.00
2022	265	01/25/2022	Claims	37790	CenturyLink	1,348.82
2022	267	01/25/2022	Claims	37792	Xerox Financial Services, LLC	482.68
Outstanding Debits:						13,766.02
Reconciled Book Balance:						2,134,481.67



Direct Inquiries to:
White Salmon (509) 493-2500
 P O Box 279 White Salmon WA 98672

STATEMENT OF ACCOUNT

Statement Date: 01/31/22
 Last Statement Date: 12/31/21
 Account: XXXXXX2469

CITY OF WHITE SALMON
 PO BOX 2139
 WHITE SALMON WA 98672-2139

SUMMARY OF ACCOUNT BALANCES

Account Name	Account Number	Ending Balance
Public Checking	XXXXXX2469	\$2,135,799.14

Public Checking

Account Number	XXXXXX2469	Beginning Balance	\$2,549,005.13
Credits			
Low Balance	\$2,055,137.43	Deposits	\$196,072.38
		ACH Credits	\$232,992.24
		Other Credits	\$0.00
		Total Credits	\$429,064.62
		Total Account Fees	\$0.00
Debits			
		ACH Debits	\$229,665.14
		Other Debits	\$474.67
		Electronic Checks	\$0.00
		Checks	\$612,130.80
		Total Debits	\$842,270.61
		Ending Balance	\$2,135,799.14

DEPOSITS

Date	Description	Amount
01-04	Deposit	\$11,132.08
01-07	Deposit	\$15,638.55
01-10	Deposit	\$5,118.17
01-11	Deposit	\$67,842.68
01-12	Deposit	\$886.42
01-13	Deposit	\$6,125.41
01-14	Deposit	\$3,722.31
01-18	Deposit	\$5,999.22
01-21	Deposit	\$592.49
01-21	Deposit	\$4,755.74
01-21	Deposit	\$14,226.60

TO HELP BALANCE YOUR ACCOUNT

Step 1- Update your checkbook record. Enter checks, interest credited, and service charges not recorded.

Step 2- LIST OUTSTANDING CHECKS, ATM, POS, AND OTHER WITHDRAWALS below.

Step 3- Check Reconciliation

Number		Amount		Number		Amount	
				TOTAL	\$		

Check Reconciliation	
Ending Statement Balance	
Add your deposits made but not shown on statement	
SUBTOTAL	
Subtract your total outstanding checks & other withdrawals (Step 2)	
This should agree with your checkbook balance	

SPECIAL NOTATIONS ON YOUR STATEMENT:

1. A minus sign (-) to the left of an Ending Balance figure means the account was overdrawn that day.

ON CALL: You may verify preauthorized deposits or payments, access account information, transfer funds, or make a loan payment anytime by using our automated service. Please call 253-305-0050 or 1-800-304-0050.

IN CASE OF LOSS OR THEFT OF YOUR DEBIT OR ATM CARD: Notify us immediately at 1-877-272-3678 to report the loss, theft or disappearance of your debit or ATM card, the disclosure of your PIN, or that an unauthorized transfer or purchase has occurred or might occur.

IN CASE OF ERRORS OR QUESTIONS ABOUT NON-ELECTRONIC TRANSACTIONS: You must notify us within 30 days of the date we mailed or made this statement available to you of any unauthorized or missing signature, alteration on a check, unauthorized or missing endorsement, or other improper charges identified on this statement. Failure to notify us within the prescribed time period or to commence action against us within 90 days after notice to us will preclude you from asserting claims against us based on such checks or charges.

IN CASE OF ERRORS OR QUESTIONS ABOUT ELECTRONIC TRANSFERS:

CONSUMER ACCOUNTS: Telephone or write us using the telephone number or address listed below as soon as you can, if you think your statement or receipt is wrong, or if you need more information about a transfer on the statement or receipt. We must hear from you no later than 60 days after we sent you the FIRST statement on which the problem or error appeared.

1. Tell us your name and account number.
2. Describe the error or transfer in question, and explain as clearly as you can why you believe it is an error or why you need more information.
3. Tell us the dollar amount of the suspected error.
4. If you tell us orally, we may require that you send us your complaint or question in writing within 10 business days.

We will investigate your complaint and correct any error promptly. If we take more than 10 business days to do this, we will credit your account for the amount you think is in error, so you will have use of the money during the time it takes us to complete our investigation. If we ask you to put your complaint or question in writing and we do not receive it within 10 business days, we may not credit your account.

BUSINESS ACCOUNTS: Telephone us using the telephone number below as soon as you can.

Telephone: 1-877-272-3678

Address: Columbia Bank
 Visa Card Services MS 6935
 PO Box 2156
 Tacoma, WA 98401-2156



STATEMENT OF ACCOUNT

Statement Date: 01/31/22
 Account: XXXXXX2469

DEPOSITS (continued)

Date	Description	Amount
01-24	Deposit	\$1,919.12
01-25	Deposit	\$39,543.83
01-26	Deposit	\$1,740.96
01-27	Deposit	\$167.77
01-28	Deposit	\$14,832.57
01-31	Deposit	\$1,828.40
Total Deposits:		\$196,072.38

ACH CREDITS

Date	Description	Amount
01-03	Preauthorized ACH Cr CITY OF WHITE SA CREDITS 124000054245190 163535443WD	\$309.90
01-03	Preauthorized ACH Cr PAYMENTECH DEPOSIT 21000028127990 5708363	\$1,423.39
01-04	Preauthorized ACH Cr PAYMENTECH DEPOSIT 21000028041147 5708363	\$134.78
01-04	Preauthorized ACH Cr PAYMENTECH DEPOSIT 21000026268726 5708363	\$399.00
01-04	Preauthorized ACH Cr WA ST TREASURER REVDISTRIB 42000018489826 02530	\$400.00
01-04	Preauthorized ACH Cr PAYMENTECH DEPOSIT 21000028397231 5708363	\$2,990.47
01-05	Preauthorized ACH Cr PAYMENTECH DEPOSIT 21000027224203 5708363	\$598.74
01-05	Preauthorized ACH Cr CITY OF WHITE SA CREDITS 124000057143327 163732990WD	\$797.19
01-06	Preauthorized ACH Cr PAYMENTECH DEPOSIT 21000023344754 5708363	\$325.56
01-06	Preauthorized ACH Cr CITY OF WHITE SA CREDITS 124000058225029 163794380WD	\$1,451.69
01-07	Preauthorized ACH Cr WA ST TREASURER REVDISTRIB 42000013585354 02530	\$395.83
01-07	Preauthorized ACH Cr CITY OF WHITE SA CREDITS 124000059427069 163875765WD	\$465.93
01-07	Preauthorized ACH Cr PAYMENTECH DEPOSIT 21000028528249 5708363	\$1,415.48
01-10	Preauthorized ACH Cr CITY OF WHITE SA CREDITS 124000050540443 163931178WD	\$441.77
01-10	Preauthorized ACH Cr PAYMENTECH DEPOSIT 21000027514071 5708363	\$2,117.47
01-11	Preauthorized ACH Cr PAYMENTECH DEPOSIT 21000025634886 5708363	\$203.54
01-11	Preauthorized ACH Cr WA ST TREASURER REVDISTRIB 42000013520800 02530	\$225.00
01-11	Preauthorized ACH Cr PAYMENTECH DEPOSIT 21000020866430 5708363	\$317.44
01-11	Preauthorized ACH Cr CITY OF WHITE SA CREDITS 124000051572534 163994157WD	\$936.26
01-11	Preauthorized ACH Cr PAYMENTECH DEPOSIT 21000023803915 5708363	\$2,127.75
01-12	Preauthorized ACH Cr CITY OF WHITE SA CREDITS 124000052524542 164159165WD	\$508.64



STATEMENT OF ACCOUNT

Statement Date: 01/31/22
 Account: XXXXXX2469

ACH CREDITS (continued)

Date	Description	Amount
01-12	Preauthorized ACH Cr PAYMENTECH DEPOSIT 21000023210868 5708363	\$2,972.65
01-13	Preauthorized ACH Cr PAYMENTECH DEPOSIT 21000022822543 5708363	\$470.86
01-13	Preauthorized ACH Cr CITY OF WHITE SA CREDITS 124000053333642 164227236WD	\$2,419.55
01-14	Preauthorized ACH Cr WA ST TREASURER REVDISTRIB 42000013751338 02530	\$562.51
01-14	Preauthorized ACH Cr CITY OF WHITE SA CREDITS 124000054532282 164290039WD	\$1,531.99
01-14	Preauthorized ACH Cr PAYMENTECH DEPOSIT 21000025853418 5708363	\$2,616.55
01-18	Preauthorized ACH Cr WA ST TREASURER REVDISTRIB 42000015020004 02530	\$100.00
01-18	Preauthorized ACH Cr PAYMENTECH DEPOSIT 21000024103475 5708363	\$796.97
01-18	Preauthorized ACH Cr PAYMENTECH DEPOSIT 21000029846119 5708363	\$886.10
01-18	Preauthorized ACH Cr PAYMENTECH DEPOSIT 21000029728157 5708363	\$1,048.70
01-18	Preauthorized ACH Cr CITY OF WHITE SA CREDITS 124000055545387 164351855WD	\$3,633.52
01-18	Preauthorized ACH Cr PAYMENTECH DEPOSIT 21000024079761 5708363	\$8,424.35
01-19	Preauthorized ACH Cr CITY OF WHITE SA CREDITS 124000056817813 164433488WD	\$1,905.81
01-19	Preauthorized ACH Cr PAYMENTECH DEPOSIT 21000027207917 5708363	\$2,388.02
01-19	Preauthorized ACH Cr WA ST COMMERCE VENDOR PAY 42000019363563 955873!	\$2,802.32
01-20	Preauthorized ACH Cr WA ST TREASURER REVDISTRIB 42000010661707 02530	\$195.83
01-20	Preauthorized ACH Cr CITY OF WHITE SA CREDITS 124000058107198 164685231WD	\$856.11
01-20	Preauthorized ACH Cr PAYMENTECH DEPOSIT 21000021447306 5708363	\$4,007.89
01-20	Preauthorized ACH Cr CITY WS DB UTILPYM 5200 125108270017850 1916001528	\$42,627.25
01-21	Preauthorized ACH Cr PAYMENTECH DEPOSIT 21000024852861 5708363	\$7,017.45
01-21	Preauthorized ACH Cr CITY OF WHITE SA CREDITS 124000059297584 164766850WD	\$10,014.79
01-21	Preauthorized ACH Cr KLINKITAT COUNTY PAYMENTS 125108270027437 WHITE SALMON	\$11,832.09
01-24	Preauthorized ACH Cr CITY OF WHITE SA CREDITS 124000050597003 164941148WD	\$3,987.74
01-24	Preauthorized ACH Cr PAYMENTECH DEPOSIT 21000024356767 5708363	\$16,005.19
01-25	Preauthorized ACH Cr PAYMENTECH DEPOSIT 21000026271790 5708363	\$67.39
01-25	Preauthorized ACH Cr PAYMENTECH DEPOSIT 21000022057878 5708363	\$203.54



STATEMENT OF ACCOUNT

Statement Date: 01/31/22
 Account: XXXXXX2469

ACH CREDITS (continued)

Date	Description	Amount
01-25	Preauthorized ACH Cr WA ST TREASURER REVDISTRIB 42000013429520 02530	\$700.00
01-25	Preauthorized ACH Cr PAYMENTECH DEPOSIT 21000020156133 5708363	\$893.32
01-25	Preauthorized ACH Cr CITY OF WHITE SA CREDITS 124000051580201 165022773WD	\$6,294.12
01-26	Preauthorized ACH Cr PAYMENTECH DEPOSIT 21000027779265 5708363	\$121.77
01-26	Preauthorized ACH Cr CITY OF WHITE SA CREDITS 124000052515366 165173076WD	\$12,663.34
01-27	Preauthorized ACH Cr PAYMENTECH DEPOSIT 21000027058048 5708363	\$365.35
01-27	Preauthorized ACH Cr CITY OF WHITE SA CREDITS 124000053435972 165331327WD	\$737.33
01-28	Preauthorized ACH Cr PAYMENTECH DEPOSIT 21000022097344 5708363	\$358.71
01-28	Preauthorized ACH Cr CITY OF WHITE SA CREDITS 124000054545214 165407912WD	\$426.87
01-31	Preauthorized ACH Cr PAYMENTECH DEPOSIT 21000027871289 5708363	\$196.77
01-31	Preauthorized ACH Cr CITY OF WHITE SA CREDITS 124000055751353 165452875WD	\$469.16
01-31	Preauthorized ACH Cr WA ST TREASURER REVDISTRIB 42000015333398 02530	\$62,404.50

Total ACH Credits: \$232,992.24

ACH DEBITS

Date	Description	Amount
01-04	Preauthorized ACH Dr PAYMENTECH FEE 21000022562936 5708363	\$1,751.21
01-05	Preauthorized ACH Dr Standard Ins premium 42000016615050 STASIC000180470	\$393.00
01-05	Preauthorized ACH Dr Xpress Bill Pay 13Dec2021 124000057155395 10295	\$626.89
01-05	Preauthorized ACH Dr CITY WS DB DEPOSIT 125108270007816 1916001528	\$5,802.00
01-05	Preauthorized ACH Dr IRS USATAXPYMT 61036010014407 270240514567771	\$17,776.44
01-05	Preauthorized ACH Dr Vimly Benefit So Vimly Bene 91000015317055 ST-E0A8D3D6X3S8	\$36,477.70
01-05	Preauthorized ACH Dr CITY WS DB PAYROLL 125108270015545 1916001528	\$48,888.76
01-06	Preauthorized ACH Dr WA DEPT RET SYS DRS EPAY 42000012152301 04232174	\$75.00
01-06	Preauthorized ACH Dr LIFESECURE INSU INSURANCE LISTBILL 111000012623643 LB0000000062407	\$159.33
01-06	Preauthorized ACH Dr OR REVENUE DEPT TAXPAYMENT 42000015547634 276707072	\$181.00
01-06	Preauthorized ACH Dr WA DEPT RET SYS DRS EPAY 42000012152300 04232173	\$10,474.80
01-07	Preauthorized ACH Dr AFLAC INSURANCE 21000024424650 0EXM7448834	\$205.54



STATEMENT OF ACCOUNT

Statement Date: 01/31/22
 Account: XXXXXX2469

ACH DEBITS (continued)

Date	Description	Amount
01-07	Preauthorized ACH Dr LIFESECURE INSU INSURANCE 111000011343778 LS00049572	\$410.79
01-07	Preauthorized ACH Dr LIFESECURE INSU INSURANCE 111000011343777 LS00049566	\$1,221.60
01-10	Preauthorized ACH Dr USDA RD DCFO PAYMENT 41036041106638 0000	\$7,920.00
01-18	Preauthorized ACH Dr LABOR&INDUSTRIES L&I ELF 42000015024363 00486000-02ETU1	\$7,505.68
01-19	Preauthorized ACH Dr OR REVENUE DEPT TAXPAYMENT 42000011176102 465254144	\$18.69
01-19	Preauthorized ACH Dr HARLAND CLARKE CHK ORDER CHECK ORDER BILLING 91000011315789 1W5E13910673500	\$179.04
01-19	Preauthorized ACH Dr PAID FAMILY MED PAYMENT 42000019340694 A 634403583	\$956.59
01-20	Preauthorized ACH Dr STATE OF WA-ESD ESD ACH 6 41001039014840 ESD WA UI-TAX	\$713.60
01-20	Preauthorized ACH Dr WA DEPT RET SYS DRS EPAY 42000012458466 04236542	\$10,319.21
01-20	Preauthorized ACH Dr IRS USATAXPYMT 61036010059722 270242060101465	\$17,097.57
01-20	Preauthorized ACH Dr CITY WS DB PAYROLL 125108270017422 1916001528	\$46,590.17
01-21	Preauthorized ACH Dr OR REVENUE DEPT TAXPAYMENT 42000015398072 1914664704	\$275.00
01-25	Preauthorized ACH Dr WA DEPT REVENUE TAX PYMT 42000015134611 8022948	\$13,645.53

Total ACH Debits: \$229,665.14

OTHER DEBITS

Date	Description	Amount
01-18	Analysis Charge Account Analysis Fee	\$306.38
01-21	ACH Return Item CARNAHAN ROBERT	\$101.77
01-31	Deposit Item Ret Charge Back Analysis Item Check 995257	\$66.52

Total Other Debits: \$474.67

CHECKS

Number	Date	Amount	Number	Date	Amount	Number	Date	Amount
37605	01-06	\$175.00	37692	01-19	\$695.35	37705	01-18	\$47.35
37631*	01-18	\$200.00	37693	01-18	\$500.00	37706	01-19	\$9,597.90
37634*	01-05	\$1,961.25	37694	01-24	\$89.07	37707	01-14	\$2,169.52
37636*	01-07	\$364.00	37695	01-13	\$81,228.25	37708	01-19	\$367.50
37658*	01-14	\$13.48	37696	01-19	\$7,911.83	37709	01-19	\$612.75
37663*	01-05	\$52.50	37697	01-20	\$525.00	37710	01-18	\$35.00
37665*	01-06	\$1,201.33	37698	01-18	\$5,702.50	37711	01-25	\$13,000.00
37682*	01-03	\$1,348.12	37699	01-21	\$150.00	37712	01-28	\$964.00
37684*	01-03	\$185.74	37700	01-13	\$61,095.00	37713	01-19	\$1,710.98
37686*	01-04	\$816.00	37701	01-13	\$45.45	37714	01-18	\$585.97
37687	01-12	\$1,373.41	37702	01-28	\$212.00	37715	01-14	\$20.33
37690*	01-03	\$482.68	37703	01-28	\$37.25	37716	01-20	\$111.62
37691	01-20	\$92.35	37704	01-19	\$1,522.78	37718*	01-12	\$2,640.00

STATEMENT OF ACCOUNT

 Statement Date: 01/31/22
 Account: XXXXXX2469

CHECKS (continued)

Number	Date	Amount	Number	Date	Amount	Number	Date	Amount
37719	01-14	\$235.11	37745*	01-19	\$15,755.52	37768	01-25	\$789.00
37720	01-18	\$134.00	37746	01-24	\$9,138.25	37769	01-31	\$461.34
37721	01-26	\$253.55	37747	01-25	\$63,481.91	37770	01-31	\$94.03
37722	01-21	\$118.00	37748	01-24	\$363.83	37771	01-26	\$88.81
37723	01-14	\$11,643.33	37749	01-25	\$3,727.03	37772	01-31	\$75.00
37724	01-18	\$80.63	37750	01-31	\$654.83	37773	01-27	\$1,138.40
37725	01-14	\$95.00	37751	01-27	\$4,560.00	37774	01-25	\$166.22
37727*	01-11	\$54,881.04	37752	01-28	\$104.00	37775	01-25	\$290.25
37728	01-13	\$4,283.33	37753	01-25	\$167.06	37777*	01-31	\$2,269.32
37729	01-18	\$79.96	37754	01-27	\$42.70	37778	01-27	\$132.97
37730	01-13	\$5,891.00	37755	01-24	\$979.76	37779	01-25	\$215.00
37731	01-19	\$3,038.07	37756	01-25	\$353.76	37780	01-27	\$75.00
37732	01-19	\$134.98	37757	01-26	\$1,724.02	37781	01-25	\$140.00
37734*	01-14	\$1,400.00	37759*	01-25	\$19.26	37782	01-26	\$160.50
37735	01-19	\$170.10	37761*	01-25	\$533.20	37783	01-25	\$8,545.70
37737*	01-14	\$455.00	37762	01-28	\$846.00	37784	01-24	\$7,417.50
37738	01-20	\$300.00	37763	01-24	\$62.74	37785	01-25	\$87.32
37740*	01-18	\$161,800.00	37764	01-28	\$96.66	37786	01-27	\$800.00
37741	01-12	\$170.10	37765	01-25	\$9,649.39	37787	01-26	\$26.65
37742	01-18	\$23,304.02	37766	01-25	\$118.78	37789*	01-25	\$290.25
37743	01-11	\$6,852.20	37767	01-24	\$557.92	37791*	01-31	\$768.24

Total Checks: \$612,130.80

* indicates skip in check sequence

DAILY BALANCES

Date	Balance	Date	Balance	Date	Balance
01-01	\$2,549,005.13	01-11	\$2,465,529.88	01-21	\$2,119,351.91
01-03	\$2,548,721.88	01-12	\$2,465,714.08	01-24	\$2,122,654.89
01-04	\$2,561,211.00	01-13	\$2,322,186.87	01-25	\$2,055,137.43
01-05	\$2,450,628.39	01-14	\$2,314,588.46	01-26	\$2,067,409.97
01-06	\$2,440,139.18	01-18	\$2,135,195.83	01-27	\$2,061,931.35
01-07	\$2,455,853.04	01-19	\$2,099,619.90	01-28	\$2,075,289.59
01-10	\$2,455,610.45	01-20	\$2,071,557.46	01-31	\$2,135,799.14

BANK RECONCILIATION

City Of White Salmon

Time: 16:24:42 Date: 02/22/2022

01/01/2022 To: 01/31/2022

Page: 1

2 State Pool

Date	Balance Forward	3,505,512.34
01/31/2022		270.51
	Total Credits:	270.51

Year	Trans#	Date	Type	Chk#	Vendor
------	--------	------	------	------	--------

Total Debits: 0.00

Reconciled Bank Balance: 3,505,782.85

Outstanding Credits:

Outstanding Debits:

Reconciled Book Balance: 3,505,782.85

Local Government Investment Pool
Statement of Account for No: 02530
Primary Account
January 2022

CITY OF WHITE SALMON
PO BOX 2139
WHITE SALMON, WA 98672-8672

Date	Description	Comment	Deposits	Withdrawals	Balance
01/01/2022	Beginning Balance				3,505,512.34
01/31/2022	Month End Balance				3,505,512.34
	January Earnings	Daily Factor Earnings	270.51		
	Net Ending Balance				3,505,782.85

Account Summary

Beginning Balance:	3,505,512.34	Gross Earnings:	288.61
Deposits:	0.00	Administrative Fee:	18.10
Withdrawals:	0.00	Net Earnings:	270.51
Month End Balance:	3,505,512.34		
Administrative Fee Rate:	0.0061 %	Net Ending Balance:	3,505,782.85
Gross Earnings Rate:	0.0969 %		
Net Earnings Rate:	0.0909 %	Average Daily Balance:	3,505,512.34

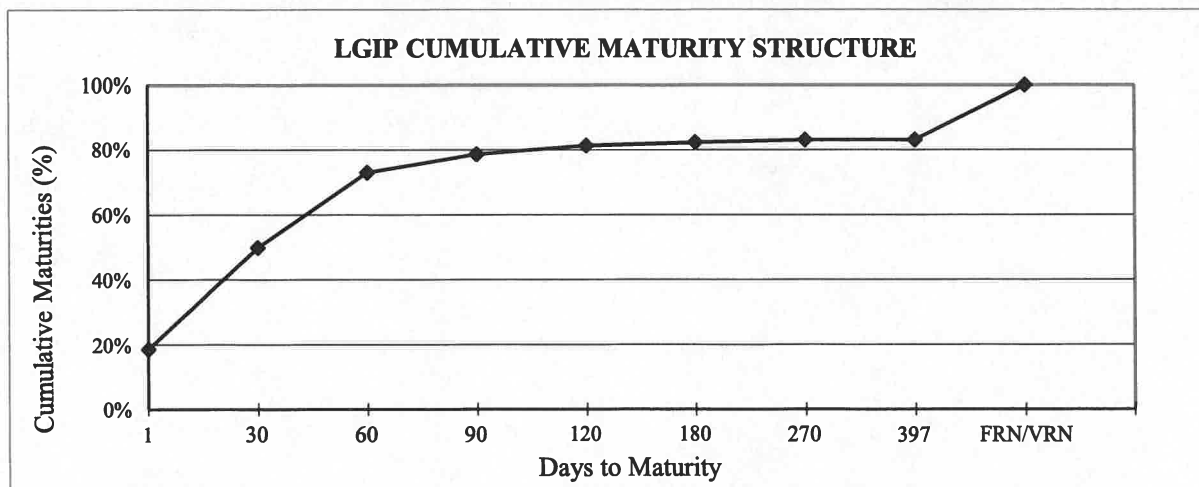
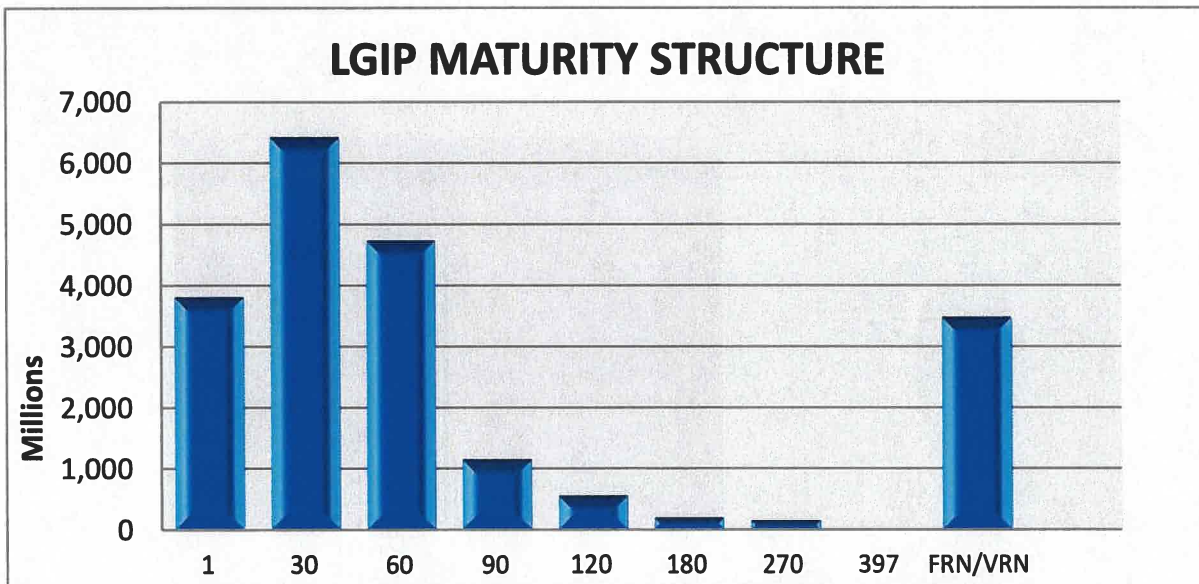
**WASHINGTON STATE
LOCAL GOVERNMENT INVESTMENT POOL
January 31, 2022**

<u>DAYS TO MATURITY</u>	<u>\$ MATURING (PAR VALUE)*</u>	<u>% MATURING</u>	<u>CUMULATIVE % MATURING</u>
1	3,804.14	18.6%	18.6%
2-30	6,419.47	31.3%	49.9%
31-60	4,735.67	23.1%	73.0%
61-90	1,150.00	5.6%	78.7%
91-120	550.00	2.7%	81.3%
121-180	189.63	0.9%	82.3%
181-270	160.00	0.8%	83.0%
271-397	0.00	0.0%	83.0%
FRN/VRN	3,471.81	17.0%	100.0%

PORTFOLIO TOTAL:

20,480.72

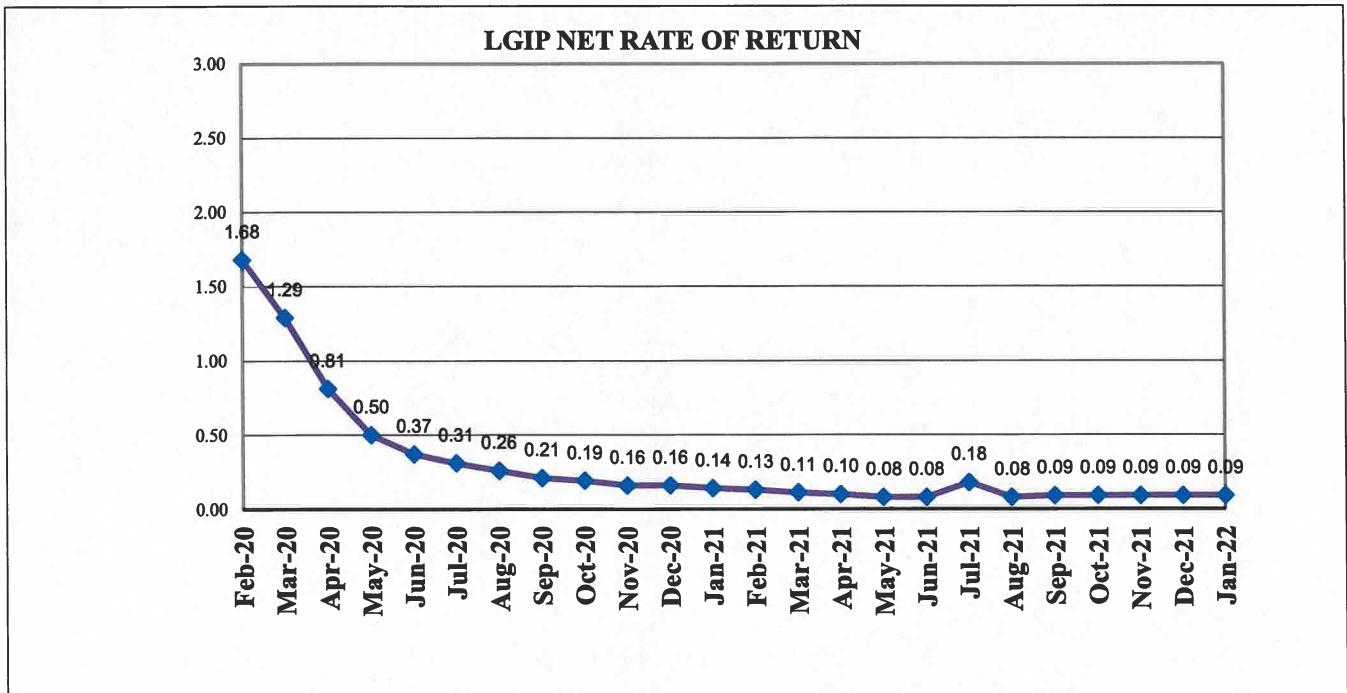
* Amounts in millions of dollars



**WASHINGTON STATE
LOCAL GOVERNMENT INVESTMENT POOL
January 31, 2022**

Investment Type	Average Balance	Jan-22	Average Balance	2022
	<u>Jan-22</u>	<u>Percentage</u>	<u>CY 2022</u>	<u>Percentage</u>
Agency Bullets	49,999,923.91	0.24%	49,999,923.91	0.24%
Agency Discount Notes	1,255,844,695.17	5.96%	1,255,844,695.17	5.96%
Agency Floating Rate Notes	2,804,870,194.05	13.31%	2,804,870,194.05	13.31%
Agency Variable Rate Notes	6,451,612.90	0.03%	6,451,612.90	0.03%
Certificates of Deposit	95,205,645.16	0.45%	95,205,645.16	0.45%
IB Bank Deposit	2,231,839,173.74	10.59%	2,231,839,173.74	10.59%
Repurchase Agreements	1,316,935,483.87	6.25%	1,316,935,483.87	6.25%
SOFR Floating Rate Notes	0.00	0.00%	0.00	0.00%
Supras - Bullets	100,156,115.38	0.48%	100,156,115.38	0.48%
Supras - Discount Notes	99,991,333.34	0.47%	99,991,333.34	0.47%
Supras- Floating Rate Notes	0.00	0.00%	0.00	0.00%
Supras - Variables	0.00	0.00%	0.00	0.00%
Term Repurchase Agreements	96,774,193.55	0.46%	96,774,193.55	0.46%
U.S. Treasury Securities	11,735,203,511.29	55.67%	11,735,203,511.29	55.67%
US Treasury Floating Rate Notes	1,286,294,622.38	6.10%	1,286,294,622.38	6.10%
Total Avg Daily Balance	21,079,566,504.73	100.00%	21,079,566,504.75	100.00%

Avg Days to Maturity 26 days



* Rates are calculated on a 365-day basis

BANK RECONCILIATION

City Of White Salmon

Time: 16:25:06 Date: 02/22/2022

01/01/2022 To: 01/31/2022

Page: 1

3 Petty Cash

Date	Balance Forward	25.00
------	-----------------	-------

Total Credits:	0.00
----------------	------

Year	Trans#	Date	Type	Chk#	Vendor
------	--------	------	------	------	--------

Total Debits:	0.00
---------------	------

Reconciled Bank Balance:	25.00
--------------------------	-------

Outstanding Credits:	
----------------------	--

Outstanding Debits:	
---------------------	--

Reconciled Book Balance:	25.00
---------------------------------	--------------

BANK RECONCILIATION

City Of White Salmon

Time: 16:25:15 Date: 02/22/2022

01/01/2022 To: 01/31/2022

Page: 1

4 Cash Drawer 1

Date	Balance Forward	150.00
------	-----------------	--------

Total Credits:	0.00
----------------	------

Year	Trans#	Date	Type	Chk#	Vendor
------	--------	------	------	------	--------

Total Debits:	0.00
---------------	------

Reconciled Bank Balance:	150.00
--------------------------	--------

Outstanding Credits:	
----------------------	--

Outstanding Debits:	
---------------------	--

Reconciled Book Balance:	150.00
---------------------------------	---------------

BANK RECONCILIATION

City Of White Salmon

Time: 16:25:33 Date: 02/22/2022

01/01/2022 To: 01/31/2022

Page: 1

5 Cash Drawer 2

Date	Balance Forward	150.00
------	-----------------	--------

Total Credits:	0.00
----------------	------

Year	Trans#	Date	Type	Chk#	Vendor
------	--------	------	------	------	--------

Total Debits:	0.00
---------------	------

Reconciled Bank Balance:	150.00
--------------------------	--------

Outstanding Credits:	
----------------------	--

Outstanding Debits:	
---------------------	--

Reconciled Book Balance:	150.00
---------------------------------	---------------