



## White Salmon Personnel and Finance Committee

### A G E N D A

August 28, 2023 – 4:00 PM

100 N Main Ave

Meeting ID: 861 7551 3720

Tacoma Call In: +1 253 205 0468 US OR +1 253 215 8782 US (Tacoma)

Zoom Link: <https://us02web.zoom.us/j/86175513720>

#### Call to Order

#### Public Comment

#### Discussion and Action Items

- [1.](#) 2024 Lodging Tax Grant Funding
- [2.](#) July 2023 Treasurer Report

#### Adjournment

**File Attachments for Item:**

1. 2024 Lodging Tax Grant Funding



---

## COMMITTEE REPORT

Needs Legal Review: No, unnecessary.  
Meeting Date: August 28, 2023  
Agenda Item: 2024 Lodging Tax Grant Funding Amount  
Presented By: Stephanie Porter, Clerk Treasurer

### **Action Required**

Setting the 2024 Lodging Tax Grant funding level.

### **Proposed Motion**

Move to set the 2024 Lodging Tax grant funding level be \$80,500.

### **Explanation of Issue**

The city has established a Lodging Tax Grant program. Procedures were adopted by the City Council in 2021. When the applications are received in 2023, the Lodging Tax Advisory Committee will review the applications and make recommendations to the City Council for funding. The grant funding will be provided in 2024.


The City received \$80,502.92, in 2022 from lodging taxes. This year to date (as of July 31, 2023), the city has received \$38,387.15 out of a projected revenue budget of \$80,425. The goal is to use prior year funding for grants so that the city is able to maintain a balance in the fund for grants in future years. Lodging taxes are always subject to the economics and the amount the city might receive in a given year is never guaranteed.

### **Staff/Committee Recommendation**

Staff and the Personnel Finance Committee recommend the city set the funding level for the 2024 Lodging Tax Grant program at the prior year level of receipts (2023) of \$80,500.

**File Attachments for Item:**

2. July 2023 Treasurer Report



**City of White Salmon**  
**July 2023**  
**Budget Report**

# TREASURER'S REPORT

## Fund Totals

City Of White Salmon

Time: 16:52:35 Date: 08/07/2023

07/01/2023 To: 07/31/2023

Page: 2

Fund	Previous Balance	Revenue	Expenditures	Ending Balance	Claims Clearing	Payroll Clearing	Outstanding Deposits	Adjusted Ending Balance
001 Current Expense	890,157.50	235,568.88	233,053.50	892,672.88	11,888.31	10,895.88	-4,667.03	910,790.04
101 Street Fund	257,811.76	36,012.23	55,117.11	238,706.88	318.20	837.05	0.00	239,862.13
108 Municipal Capital Imp Fund	490,493.62	9,651.09		500,144.71	0.00	0.00	0.00	500,144.71
110 Fire Reserve Fund	360,657.07	3,634.05		364,291.12	0.00	0.00	0.00	364,291.12
112 General Fund Reserve	353,470.90	1,576.09		355,046.99	0.00	0.00	0.00	355,046.99
121 Police Vehicle Reserve Fund	84,980.57	359.68		85,340.25	0.00	0.00	0.00	85,340.25
303 Hotel/Motel Taxes	189,013.20	7,324.01		196,337.21	0.00	0.00	0.00	196,337.21
307 New Pool Construction Fund	20,063.98	2,916.67		22,980.65	0.00	0.00	0.00	22,980.65
401 Water Fund	357,538.26	217,094.18	162,746.67	411,885.77	1,721.00	1,348.59	-4,136.13	410,819.23
402 Wastewater Collection Fund	361,945.11	97,098.02	183,956.18	275,086.95	1,199.94	374.21	-1,720.50	274,940.60
408 Water Reserve Fund	322,181.65	28,582.06	21,131.90	329,631.81	0.00	0.00	0.00	329,631.81
409 Wastewater Reserve Fund	584,908.23	17,797.48	473.81	602,231.90	0.00	0.00	0.00	602,231.90
412 Water Rights Acquisition Fund	406,868.72	15,707.09		422,575.81	-6.41	0.00	-261.64	422,307.76
413 Water Bond Redemption Fund	75,084.80	9,590.55	7,920.00	76,755.35	0.00	0.00	0.00	76,755.35
414 Wastewater Bond Redemption Fund	11,525.27	0.00		11,525.27	0.00	0.00	0.00	11,525.27
415 Water Bond Reserve Fund	116,873.69	1,683.14		118,556.83	0.00	0.00	0.00	118,556.83
416 Wastewater Bond Reserve Fund	77,682.43	346.40		78,028.83	0.00	0.00	0.00	78,028.83
417 Treatment Plant Reserve Fund	374,854.43	1,664.87		376,519.30	0.00	0.00	0.00	376,519.30
418 Water Short Lived Asset Reserve Fund	328,574.88	11,582.58	5,392.32	334,765.14	0.00	0.00	0.00	334,765.14
420 USDA Rural Development - Jewett Water Main Improvements	599,814.57	508,802.00	392,616.42	716,000.15	0.00	0.00	0.00	716,000.15
601 Remittances	232.03	352.04	345.54	238.53	0.00	0.00	0.00	238.53
	<b>6,264,732.67</b>	<b>1,207,343.11</b>	<b>1,062,753.45</b>	<b>6,409,322.33</b>	<b>15,121.04</b>	<b>13,455.73</b>	<b>-10,785.30</b>	<b>6,427,113.80</b>

# TREASURER'S REPORT

## Account Totals

City Of White Salmon

07/01/2023 To: 07/31/2023

Time: 16:52:35 Date: 08/07/2023

Page: 3

Cash Accounts		Beg Balance	Deposits	Withdrawals	Ending	Outstanding Rec	Outstanding Exp	Adj Balance
1	Checking Account	1,506,415.90	1,140,113.08	1,016,688.92	1,629,840.06	-10,785.30	28,654.46	1,647,709.22
3	Petty Cash	25.00	0.00	0.00	25.00	0.00	0.00	25.00
4	Cash Drawer 1	150.00	0.00	0.00	150.00	0.00	0.00	150.00
5	Cash Drawer 2	150.00	0.00	0.00	150.00	0.00	0.00	150.00
Total Cash:		<u>1,506,740.90</u>	<u>1,140,113.08</u>	<u>1,016,688.92</u>	<u>1,630,165.06</u>	<u>-10,785.30</u>	<u>28,654.46</u>	<b><u>1,648,034.22</u></b>
Investment Accounts		Beg Balance	Deposits	Withdrawals	Ending	Outstanding Rec	Outstanding Exp	Adj Balance
2	State Pool	<u>4,757,991.77</u>	<u>21,165.50</u>	<u>0.00</u>	<u>4,779,157.27</u>	<u>0.00</u>	<u>0.00</u>	<u>4,779,157.27</u>
Total Investments:		<u>4,757,991.77</u>	<u>21,165.50</u>	<u>0.00</u>	<u>4,779,157.27</u>	<u>0.00</u>	<u>0.00</u>	<b><u>4,779,157.27</u></b>
		<u>6,264,732.67</u>	<u>1,161,278.58</u>	<u>1,016,688.92</u>	<u>6,409,322.33</u>	<u>-10,785.30</u>	<u>28,654.46</u>	<b><u>6,427,191.49</u></b>

**TREASURER'S REPORT**  
**Fund Investments By Account**

City Of White Salmon

07/01/2023 To: 07/31/2023

Time: 16:52:35 Date: 08/07/2023

Page: 4

Fund Totals:	Previous Balance	Purchases	Interest	Total Investments	Liquidated	Ending Balance
001 000 Current Expense	1,125,659.50		5,019.55	5,019.55		1,130,679.05
101 000 Street Fund	103,106.55		459.77	459.77		103,566.32
108 000 Municipal Capital Imp Fund	400,861.99		1,787.53	1,787.53		402,649.52
110 000 Fire Reserve Fund	347,756.42		1,550.72	1,550.72		349,307.14
112 000 General Govt Reserve Fund	353,445.73		1,576.09	1,576.09		355,021.82
121 000 Police Vehicle Reserve Fund	80,659.01		359.68	359.68		81,018.69
303 000 Hotel/Motel Taxes	110,531.09		492.88	492.88		111,023.97
401 000 Water Fund	103,106.55		459.77	459.77		103,566.32
402 000 Wastewater Collection Fund	309,319.65		1,379.32	1,379.32		310,698.97
408 000 Water Reserve Fund	106,479.61		474.81	474.81		106,954.42
409 000 Wastewater Reserve Fund	524,601.97		2,339.31	2,339.31		526,941.28
412 000 Water Rights Acquisition Fund	358,835.60		1,600.12	1,600.12		360,435.72
413 000 Water Bond Redemption Fund	66,689.54		297.38	297.38		66,986.92
415 000 Water Bond Reserve Fund	104,701.19		466.89	466.89		105,168.08
416 000 Wastewater Bond Reserve Fund	77,682.00		346.40	346.40		78,028.40
417 000 Treatment Plant Reserve Fund	373,354.43		1,664.87	1,664.87		375,019.30
418 000 Water Short Lived Asset Reserve Fund	199,676.41		890.41	890.41		200,566.82
2 - State Pool	4,746,467.24	0.00	21,165.50	21,165.50		<b>4,767,632.74</b>
	4,746,467.24	0.00	21,165.50	21,165.50		<b>4,767,632.74</b>



**TREASURER'S REPORT**  
**Fund Investment Totals**

City Of White Salmon

07/01/2023 To: 07/31/2023

Time: 16:52:35 Date: 08/07/2023  
Page: 5

Fund Totals:	Previous Balance	Purchases	Interest	Ttl Investments	Liquidated	Investment Bal	Available Cash
001 Current Expense	1,125,659.50		5,019.55	5,019.55		1,130,679.05	-238,006.17
101 Street Fund	103,106.55		459.77	459.77		103,566.32	135,140.56
108 Municipal Capital Imp Fund	400,861.99		1,787.53	1,787.53		402,649.52	97,495.19
110 Fire Reserve Fund	347,756.42		1,550.72	1,550.72		349,307.14	14,983.98
112 General Fund Reserve	353,445.73		1,576.09	1,576.09		355,021.82	25.17
121 Police Vehicle Reserve Fund	80,659.01		359.68	359.68		81,018.69	4,321.56
303 Hotel/Motel Taxes	110,531.09		492.88	492.88		111,023.97	85,313.24
307 New Pool Construction Fund						0.00	22,980.65
401 Water Fund	103,106.55		459.77	459.77		103,566.32	308,319.45
402 Wastewater Collection Fund	309,319.65		1,379.32	1,379.32		310,698.97	-35,612.02
408 Water Reserve Fund	106,479.61		474.81	474.81		106,954.42	222,677.39
409 Wastewater Reserve Fund	524,601.97		2,339.31	2,339.31		526,941.28	75,290.62
412 Water Rights Acquisition Fund	358,835.60		1,600.12	1,600.12		360,435.72	62,140.09
413 Water Bond Redemption Fund	66,689.54		297.38	297.38		66,986.92	9,768.43
414 Wastewater Bond Redemption Fund						0.00	11,525.27
415 Water Bond Reserve Fund	104,701.19		466.89	466.89		105,168.08	13,388.75
416 Wastewater Bond Reserve Fund	77,682.00		346.40	346.40		78,028.40	0.43
417 Treatment Plant Reserve Fund	373,354.43		1,664.87	1,664.87		375,019.30	1,500.00
418 Water Short Lived Asset Reserve Fund	199,676.41		890.41	890.41		200,566.82	134,198.32
420 USDA Rural Development - Jewett Water Main Improve						0.00	716,000.15
601 Remittances						0.00	238.53
	4,746,467.24		21,165.50	21,165.50		4,767,632.74	1,641,689.59

Ending fund balance (Page 1) - Investment balance = Available cash.

**6,409,322.33**

# TREASURER'S REPORT

## Outstanding Vouchers

07/01/2023 To: 07/31/2023

As Of: 07/31/2023 Date: 08/07/2023

Time: 16:52:35 Page: 6

City Of White Salmon

Year	Trans#	Date	Type	Acct#	War#	Vendor	Amount	Memo
2023	2661	07/27/2023	Util Pay	1		Xpress Bill Pay	233.13	Xpress Import - CheckFree - 07-27-2023__daily_batch
2023	2663	07/28/2023	Util Pay	1		Xpress Bill Pay	527.59	Xpress Import - CC - 07-28-2023__daily_batch.csv
2023	2664	07/28/2023	Util Pay	1		Xpress Bill Pay	197.98	Xpress Import - EFT - 07-28-2023__daily_batch.csv
2023	2665	07/28/2023	Util Pay	1		Xpress Bill Pay	80.00	Xpress Import - Metavante - 07-28-2023__daily_batch
2023	2666	07/28/2023	Util Pay	1		Xpress Bill Pay	114.00	Xpress Import - CheckFree - 07-28-2023__daily_batch
2023	2667	07/29/2023	Util Pay	1		Xpress Bill Pay	691.04	Xpress Import - CC - 07-29-2023__daily_batch.csv
2023	2668	07/29/2023	Util Pay	1		Xpress Bill Pay	123.15	Xpress Import - EFT - 07-29-2023__daily_batch.csv
2023	2669	07/30/2023	Util Pay	1		Xpress Bill Pay	1,830.71	Xpress Import - CC - 07-30-2023__daily_batch.csv
2023	2670	07/30/2023	Util Pay	1		Xpress Bill Pay	566.58	Xpress Import - EFT - 07-30-2023__daily_batch.csv
2023	2671	07/31/2023	Tr Rec	1		Republic Services #487	2,381.47	Refuse Colleciton Utility Tax - June 2023
2023	2672	07/31/2023	Tr Rec	1		Wavedivision Holdings, LLC	61.22	Telephone Utility Tax - June 2023
2023	2673	07/31/2023	Tr Rec	1		T-Mobile West LLC, C/o T-Mobile USA, INC	150.29	Telephone Utility Tax - June 2023
2023	2674	07/31/2023	Tr Rec	1		Metro PCS California, LLC	1.19	Telephone Utility Tax - June 2023
2023	2675	07/31/2023	Tr Rec	1		NexVortex Inc.	0.26	Telephone Utility Tax - June 2023
2023	2676	07/31/2023	Tr Rec	1		AT&T Corp	1.68	Telephone Utility Tax - June 2023
2023	2677	07/31/2023	Tr Rec	1		Sprint Spectrum LLC	5.56	Telephone Utility Tax - June 2023
2023	2678	07/31/2023	Tr Rec	1		Spectrum Advanced Services, LLC	247.11	Telephone Utility Tax - June 2023
2023	2679	07/31/2023	Tr Rec	1		Spectrum Pacific West, LLC	1,529.96	Television Cable Utility Tax - June 2023
2023	2680	07/31/2023	Tr Rec	1		New Cingular Wireless, PCS, LLS	288.29	Telephone Utility Tax - June 2023
2023	2690	07/31/2023	Util Pay	1		Xpress Bill Pay	790.97	Xpress Import - CC - 07-31-2023__daily_batch.csv
2023	2691	07/31/2023	Util Pay	1		Xpress Bill Pay	963.12	Xpress Import - EFT - 07-31-2023__daily_batch.csv
Receipts Outstanding:							10,785.30	
2023	2734	07/28/2023	Payroll	1	EFT	Oregon Dept. of Revenue - Transit Tax	46.99	Pay Cycle(s) 04/01/2023 To 06/30/2023 - OR Transit Tax
2023	2733	07/28/2023	Payroll	1	EFT	Employment Security Department	845.41	2nd Quarter Unemployment: 04/01/2023 - 06/30/2023
2023	2732	07/28/2023	Payroll	1	EFT	Employment Security Department - PFMLA	2,553.43	Pay Cycle(s) 04/01/2023 To 06/30/2023 - PFMLA
2023	2731	07/28/2023	Payroll	1	EFT	Department Of Labor & Industries	8,891.88	2ND Quarter L&I: 04/01/2023 - 06/30/2023
2016	1220	03/16/2016	Claims	1	31118	Cecelia Joan Huard C/O Brad Huard	6.20	Refund inactive customer credit balance
2017	8301	11/01/2017	Claims	1	33126	David & Angela Hill	87.43	041725.1 - 393 NECHERRY ST
2018	768	02/07/2018	Claims	1	33497	Renee Wuollet	11.38	020675.0 - 560 NECENTER PL
2018	1201	03/07/2018	Claims	1	33577	Chris Parker	3.17	040127.2 - 705 NECHURCH PLACE # E
2018	3179	06/20/2018	Claims	1	33915	Lourens and Monette Pretorius	16.96	053189.0 - 17 ANNIE LANE
2018	7272	09/05/2018	Payroll	1	34156	Savannah Vargas	49.10	Aug Payroll #2
2018	7524	09/20/2018	Payroll	1	34222	Savannah Vargas	20.68	Sept Payroll #1
2018	8618	12/05/2018	Payroll	1	34449	Angelina Heredia	27.70	Nov Payroll #2

## TREASURER'S REPORT

### Outstanding Vouchers

07/01/2023 To: 07/31/2023

As Of: 07/31/2023 Date: 08/07/2023

Time: 16:52:35 Page: 7

City Of White Salmon

Year	Trans#	Date	Type	Acct#	War#	Vendor	Amount	Memo
2019	2627	06/05/2019	Claims	1	35066	Christopher Stiffler	168.00	Reimburse - Wildland Firefighter Exam Fee
2019	3568	08/07/2019	Claims	1	35245	Mark Long	179.21	071525.2 - 1196 WJEWETT BLVD 1198 - Refund Credit Balance On Utility Acct #4750
2020	1811	05/06/2020	Claims	1	36098	James B Roberson Trust Lisa Doslu, Trustee	10.38	062750.0 - 625 SWWAUBISH ST- Credit Balance Refund
2021	218	01/20/2021	Claims	1	36799	Thomas Hood	4.71	073225.0 - 1180 SWTHORNTON DR - Utility Account 5592 Credit Balance Refund
2021	228	01/20/2021	Claims	1	36809	Jennifer Schwab	49.19	064200.1 - 366 SWEYRIE RD - Utility Account 5929 Credit Balance Refund
2021	232	01/20/2021	Claims	1	36813	Garret Zallen	0.05	022650.3 - 645 NEGRANDVIEW BLVD - Utility Account 1204 Credit Balance Refund
2021	1733	05/19/2021	Claims	1	37101	Nora B. Kyte	3.34	011450.0 - 552 SEOAK ST - Credit Balance Refund
2021	3458	10/06/2021	Claims	1	37455	Ernie's Locks & Keys LLC	325.00	Park - Locksmithing
2021	4396	12/20/2021	Payroll	1	37678	Christopher Stiffler	27.70	Dec Payroll #2
2022	4036	12/05/2022	Payroll	1	38651	Patricia F Fink	152.42	December Payroll #1
2022	4062	12/05/2022	Payroll	1	38659	David S Swann	559.64	December Payroll #1
2022	4120	12/07/2022	Claims	1	38665	Ryan Hardie Adam	24.71	PW - Meal Reimbursement - Travel & Training
2022	4280	12/20/2022	Payroll	1	38726	Joseph Ryan	55.41	December Payroll #2
2023	700	03/01/2023	Claims	1	38964	IIMC	185.00	Finance - IIMC Annual Membership 2023
2023	715	03/01/2023	Claims	1	38979	Reynier, Ron Atty At Law	1,400.00	City Prosecuting Agreement - March 2023
2023	735	03/06/2023	Payroll	1	38983	Patricia F Fink	152.01	March Payroll #1
2023	2316	07/05/2023	Payroll	1	40327	Benjamin C Giant	151.05	July Payroll #1
2023	2372	07/05/2023	Claims	1	40335	Chad Hinman	150.00	Park Use Deposit Refund - Chad Hinman - Event date 06.17.23 - Receipt 99742
2023	2378	07/05/2023	Claims	1	40341	Hannigan Michael	150.00	Park Use Deposit Refund - Michael Hannigan - Event Date 06.17.23 - Receipt 99744
2023	2380	07/05/2023	Claims	1	40343	Mt Adams Chamber Of Commerce	150.00	Park Use Deposit Refund - Mt Adams Chamber of Commerce - Event Date 07.04.23 - Receipt 97880
2023	2558	07/19/2023	Claims	1	40376	CenturyLink	1,386.98	CenturyLink - Shop - 2023 July ; CenturyLink - Breathalyzer - 2023 July ; CenturyLink - Shop Emergency Dialer - 2023 July ; CenturyLink - City Shop Broadband - 2023 July ; CenturyLink- City Ha

## TREASURER'S REPORT

### Outstanding Vouchers

07/01/2023 To: 07/31/2023

As Of: 07/31/2023 Date: 08/07/2023

Time: 16:52:35 Page: 8

City Of White Salmon

Year	Trans#	Date	Type	Acct#	War#	Vendor	Amount	Memo
2023	2561	07/19/2023	Claims	1	40379	Columbia Gorge News, LLC	449.64	Legal Advertising - #727Notice of Ordinance 2023-06-1142 Adoption; Legal Advertising - #726 Notice of Ordinance 2023-06-1144 Adoption; Legal Advertising - #725 Notice of Ordinance 2023-06-1145 Adoptio
2023	2565	07/19/2023	Claims	1	40383	Databar	1,544.23	Monthly Utility Billing - July 2023
2023	2566	07/19/2023	Claims	1	40384	Ed2go	2,295.00	Planning - Travel & Training - Professional Grant Writing
2023	2575	07/19/2023	Claims	1	40393	League of Oregon Cities	80.00	Job Posting - Community Development Director
2023	2576	07/19/2023	Claims	1	40394	MCEDD	2,315.00	MCEDD Dues July 1, 2023-June 30, 2024
2023	2580	07/19/2023	Claims	1	40398	Deborah Olson	150.00	Park Use Deposit Refund - Debbie Olson - Event Date 07.01.23 - Receipt 98353
2023	2584	07/19/2023	Claims	1	40402	Republic Services #487	624.17	Garbage Service - June 2023
2023	2587	07/19/2023	Claims	1	40405	Verizon Wireless	1,239.10	Verizon Wireless - July 2023
2023	2596	07/19/2023	Claims	1	40414	Zaya LLC	2,112.19	Linkdin Promotion - Planner; Webflow Hosting - Housing Action Plan Survey adn Housing Website
							<u>28,654.46</u>	

Fund	Claims	Payroll	Total
001 Current Expense	11,888.31	10,895.88	22,784.19
101 Street Fund	318.20	837.05	1,155.25
107	0.00	77.69	77.69
401 Water Fund	1,721.00	1,348.59	3,069.59
402 Wastewater Collection Fund	1,199.94	374.21	1,574.15
412 Water Rights Acquisition Fund	-6.41	0.00	-6.41
	<u>15,121.04</u>	<u>13,533.42</u>	<u>28,654.46</u>

**TREASURER'S REPORT**

**Signature Page**

City Of White Salmon

07/01/2023 To: 07/31/2023

Time: 16:52:35 Date: 08/07/2023

Page: 9

---

We the undersigned officers for the City of White Salmon have reviewed the foregoing report and acknowledge that to the best of our knowledge this report is accurate and true:

Signed: \_\_\_\_\_ Signed: \_\_\_\_\_  
Clerk/Treasurer / Date Chairman Budget Committee / Date

**City of White Salmon**

**2023 July Treasurer's Report Reconciliation to Bank Statements**

Treasurer's Report Ending Balance	6,409,322.33
Treasurer's Report Adjusted Ending Balance	6,427,113.80
Columbia State Bank (Cash)	1,647,709.22
US Bank (Time Value - Investment)	0.00
WA State Treasurer (State Pool - Investment)	4,779,157.27
Petty Cash	25.00
Drawer 1	150.00
Drawer 2	150.00
Drawer 3	0.00
Total Cash and Investments	6,427,191.49
Less Outstanding Checks ( Treasurer's Report)	-28,654.46
Plus Outstanding Deposits (Page 1 of Treasurer's Report)	10,785.30
Bank Statement Adjusted Ending Balance	6,409,322.33
Difference	0.00

City of White Salmon

July 2023 Treasurer's Report Reconciliation

	Revenue	Expenditures
	1,207,343.11	1,062,753.45
Treasurer's Receipts	834,054.23	810,167.45 Claims
Utility Receipts	327,224.35	205,390.76 Payroll
Interfund Transfers	69,767.01	69,767.01 Interfund Transfers
Service Charge	0.00	5.00 Service Charge -Wire Fee
Service Charge	0.00	10.00 Service Charge -Returned Check Fee
Service Charge	0.00	141.54 Service Charge - Checks
Revenue to Expenditure	-9.14	-9.14 Revenue to Expenditure
Revenue to Expenditure	-22,154.00	0.00 Revenue to Expenditure - Overhead Cost Correction
Service Charge (NSF)	-186.38	0.00 Insufficient Funds
Service Charge (NSF)	-91.72	0.00 Insufficient Funds
Service Charge (NSF)	-229.20	0.00 Insufficient Funds
Service Charge (NSF)	-113.29	0.00 Insufficient Funds
Service Charge (NSF)	-353.58	0.00 Insufficient Funds
Expenditure to Revenue	-375.07	-375.07 Expenditure to Revenue
Expenditure to Revenue	-190.10	-190.10 Expenditure to Revenue
Expenditure to Revenue	0.00	-22,154.00 Expenditure to Revenue- Overhead Cost Correction
	1,207,343.11	1,062,753.45
	0.00	0.00

# TRANSACTION JOURNAL

City Of White Salmon

Time: 16:54:11 Date: 08/07/2023

07/01/2023 To: 07/31/2023

Page: 1

Trans	Date	Redeemed	Acct #	Chk #	Type	Receipt # InterFund # Vendor	Amount	Memo
<b>2365</b>	<b>07/05/2023</b>				<b>Adjustmt</b>	<b>Correction of BARS Coding for City Ow</b>		<b>Correction of BARS Coding for City Owned E/V Charging Station and Taxes</b>
					594 42 64 10 Street - 2nd E/V Chargir	101 Street Fund	-9,059.92	
					594 42 64 10 Street - 2nd E/V Chargir	101 Street Fund	-679.49	
					594 42 64 10 Street - 2nd E/V Chargir	101 Street Fund	7,667.92	
					594 42 64 10 Street - 2nd E/V Chargir	101 Street Fund	575.09	Excise Taxes
					542 40 01 05 Street - City Owned E/V	101 Street Fund	900.00	
					542 40 01 05 Street - City Owned E/V	101 Street Fund	67.50	Excise Taxes
					594 42 64 11 Street-2nd E/V Station C	101 Street Fund	492.00	
					594 42 64 11 Street-2nd E/V Station C	101 Street Fund	36.90	Excise Taxes
<b>2455</b>	<b>07/12/2023</b>				<b>Adjustmt</b>	<b>Overhead Cost Allocation Correction</b>		<b>Overhead Cost Allocation Correction</b>
					341 43 00 00 CE-Finance Admin Fees	001 Current Expense	-22,301.00	}
					341 96 00 00 CE-HR Admin Fees	001 Current Expense	147.00	
					542 30 41 11 Street-Finance Fee To CI	101 Street Fund	11,122.00	}
					542 30 41 12 Street-HR Fee To CE Fur	101 Street Fund	-32.00	
					534 80 41 11 Water-Finance Fee To CI	401 Water Fund	-44,754.00	}
					534 80 41 12 Water-HR Fee To CE Fur	401 Water Fund	248.00	
					535 80 41 11 WW-Finance Fee To CE	402 Wastewater Collection Fund	11,332.00	}
					535 80 41 12 WW-HR Fee To CE Fund	402 Wastewater Collection Fund	-70.00	

Records Printed: 2

Adjustments:	0.00
Beginning Balance:	0.00
Revenues:	0.00
Warrant Expenditures:	0.00
Non Warrant Expenditures:	0.00
Interfund Transfers:	0.00
Redemptions:	0.00
Deposits:	0.00
Withdrawals:	0.00
Stop Payments:	0.00

Fund	Adjustments	Beg Bal	Revenues	War Exp	N War Exp	IT In	IT Out	Stop Pmts
001 Current Expense	-22,154.00	0.00	0.00	0.00	0.00	0.00	0.00	0.00
101 Street Fund	-11,090.00	0.00	0.00	0.00	0.00	0.00	0.00	0.00
401 Water Fund	44,506.00	0.00	0.00	0.00	0.00	0.00	0.00	0.00
402 Wastewater Collection Fund	-11,262.00	0.00	0.00	0.00	0.00	0.00	0.00	0.00
	0.00	0.00	0.00	0.00	0.00	0.00	0.00	0.00



# BANK RECONCILIATION

City Of White Salmon

Time: 16:48:22 Date: 08/07/2023

07/01/2023 To: 07/31/2023

Page: 1

## 1 Checking Account

Date	Balance Forward	1,576,282.65
06/27/2023		121.79
06/28/2023		237.22
06/29/2023		1,351.60
06/30/2023		3,654.59
07/01/2023		6,714.19
07/02/2023		753.33
07/03/2023		14,787.21
07/04/2023		583.11
07/05/2023		11,535.41
07/06/2023		10,115.87
07/07/2023		19,370.88
07/08/2023		1,526.42
07/09/2023		439.55
07/10/2023		31,288.06
07/11/2023		4,548.00
07/12/2023		6,792.61
07/13/2023		8,648.76
07/14/2023		6,469.42
07/15/2023		20,135.63
07/16/2023		1,985.40
07/17/2023		34,014.70
07/18/2023		13,620.76
07/19/2023		31,859.45
07/20/2023		263,585.39
07/21/2023		38,660.82
07/22/2023		111.58
07/23/2023		541.67
07/24/2023		510,828.55
07/25/2023		1,054.26
07/26/2023		404.22
07/27/2023		10,403.58
07/28/2023		2,338.15
07/31/2023		76,210.80
	<b>Total Credits:</b>	<b>1,134,692.98</b>

Year	Trans#	Date	Type	Chk#	Vendor	
2023	1790	05/17/2023	Claims	40214	Reynier, Ron Atty At Law	1,400.00
2023	1936	06/05/2023	Payroll	40232	Patricia F Fink	152.01
2023	2043	06/07/2023	Claims	40272	Reynier, Ron Atty At Law	1,400.00
2023	2206	06/21/2023	Claims	40297	Anderson Perry & Associates, Inc.	31,427.95
2023	2207	06/21/2023	Claims	40298	Yelitza Boots	1,200.00
2023	2208	06/21/2023	Claims	40299	Brenntag Pacific, Inc	1,733.47
2023	2209	06/21/2023	Claims	40300	C.M. & W.O. Sheppard Inc	79.96
2023	2210	06/21/2023	Claims	40301	Cameron McCarthy Landscape Architecture	2,899.38
2023	2211	06/21/2023	Claims	40302	CenturyLink	1,383.03
2023	2212	06/21/2023	Claims	40303	Coburn Electric, Inc.	216.08
2023	2213	06/21/2023	Claims	40304	Columbia Gorge Fire Equipment Co.	112.82
2023	2214	06/21/2023	Claims	40305	Columbia Gorge News, LLC	222.75
2023	2215	06/21/2023	Claims	40306	Communications Northwest	892.01
2023	2216	06/21/2023	Claims	40307	Databar	150.50
2023	2217	06/21/2023	Claims	40308	Gillespie Graphics	909.65
2023	2218	06/21/2023	Claims	40309	H.D. Fowler Company	306.22
2023	2220	06/21/2023	Claims	40311	Klickitat County Health Dept	140.00
2023	2221	06/21/2023	Claims	40312	Les Schwab Tire Center	255.25

# BANK RECONCILIATION

City Of White Salmon

Time: 16:48:22 Date: 08/07/2023

07/01/2023 To: 07/31/2023

Page: 2

Year	Trans#	Date	Type	Chk#	Vendor	
2023	2222	06/21/2023	Claims	40313	NAPA Auto Parts dba Gorge Auto Parts	603.49
2023	2223	06/21/2023	Claims	40314	O'Reilly Auto Parts	98.05
2023	2224	06/21/2023	Claims	40315	PUD No 1 Of Klickitat County	2,788.17
2023	2225	06/21/2023	Claims	40316	Pioneer Surveying Engineering Inc	375.00
2023	2226	06/21/2023	Claims	40317	Planning Association of Washington	100.00
2023	2227	06/21/2023	Claims	40318	Proforce Law Enforcement	151.85
2023	2228	06/21/2023	Claims	40319	Propio LS LLC	5.52
2023	2229	06/21/2023	Claims	40320	Traffic Safety Supply Co. Inc.	355.61
2023	2230	06/21/2023	Claims	40321	Tum-A-Lum Lumber	269.20
2023	2231	06/21/2023	Claims	40322	Verizon Wireless	1,116.42
2023	2232	06/21/2023	Claims	40323	Wilcox & Flegel	2,056.76
2023	2233	06/21/2023	Claims	40324	Wire Works, LLC	18,137.70
2023	2234	06/21/2023	Claims	40325	Xerox Financial Services, LLC	772.93
2023	2308	07/05/2023	Payroll		Ryan Hardie Adam	2,432.26
2023	2309	07/05/2023	Payroll		Ethan Adkins	1,644.91
2023	2310	07/05/2023	Payroll		Erika Castro-Guzman	2,182.48
2023	2311	07/05/2023	Payroll		Jeffrey Cooper	2,551.62
2023	2312	07/05/2023	Payroll		Kate E Daniels	2,610.72
2023	2313	07/05/2023	Payroll		Andrew Dirks	2,015.72
2023	2314	07/05/2023	Payroll	40326	Patricia F Fink	151.05
2023	2315	07/05/2023	Payroll		Lisa L George	2,344.71
2023	2317	07/05/2023	Payroll		Suzanne F Gilmer	91.77
2023	2318	07/05/2023	Payroll		Jason L Hartmann	151.05
2023	2319	07/05/2023	Payroll		Michael L Hepner	3,265.89
2023	2320	07/05/2023	Payroll		William F Hunsaker	2,908.02
2023	2321	07/05/2023	Payroll		Cynthia D Jewell	1,944.18
2023	2322	07/05/2023	Payroll		Marla A Keethler	1,704.07
2023	2323	07/05/2023	Payroll		Jason Kinley	2,371.57
2023	2324	07/05/2023	Payroll		Ross E Lambert	2,302.94
2023	2325	07/05/2023	Payroll		Joshua Lewis	2,624.66
2023	2326	07/05/2023	Payroll		David S Lindley	151.05
2023	2327	07/05/2023	Payroll		Madelynn M McIlwain	2,552.38
2023	2328	07/05/2023	Payroll		Stephanie M Porter	2,640.88
2023	2329	07/05/2023	Payroll		Frank Randall	2,248.79
2023	2330	07/05/2023	Payroll		James A Ransier	151.05
2023	2331	07/05/2023	Payroll		Troy A Rayburn	3,371.49
2023	2332	07/05/2023	Payroll		Kelsey A Rooks	2,945.09
2023	2333	07/05/2023	Payroll		Troy Rosenberg	1,873.63
2023	2334	07/05/2023	Payroll	40328	Jess W Wardwell	91.77
2023	2338	07/05/2023	Payroll		AFLAC	74.80
2023	2339	07/05/2023	Payroll		Association Of WA Cities	34,407.84
2023	2340	07/05/2023	Payroll		Internal Revenue Service	18,306.34
2023	2341	07/05/2023	Payroll		LifeSecure Insurance Company	1,221.60
2023	2342	07/05/2023	Payroll		LifeSecure Insurance Company	410.79
2023	2343	07/05/2023	Payroll		LifeSecure Insurance Company	170.77
2023	2344	07/05/2023	Payroll		Oregon Department of Revenue	511.00
2023	2345	07/05/2023	Payroll		Standard Insurance	353.70
2023	2346	07/05/2023	Payroll		WA State Dept Retirement Systems	100.00
2023	2347	07/05/2023	Payroll		WA State Dept Retirement Systems	10,600.87
2023	2348	07/05/2023	Payroll		Washington State Support Registry	226.00
2023	2349	07/05/2023	Payroll	40329	WSCCCE	802.75
2023	2364	07/05/2023	Claims		Xpress Bill Pay	718.39
2023	2367	07/05/2023	Claims	40330	C.M. & W.O. Sheppard Inc	76.80
2023	2368	07/05/2023	Claims	40331	Charter Communications	149.00
2023	2369	07/05/2023	Claims	40332	Databar	1,547.62
2023	2370	07/05/2023	Claims	40333	Gorge Networks Inc	776.10
2023	2371	07/05/2023	Claims	40334	Gray & Osborne, Inc	2,115.60

# BANK RECONCILIATION

City Of White Salmon

Time: 16:48:22 Date: 08/07/2023

07/01/2023 To: 07/31/2023

Page: 3

Year	Trans#	Date	Type	Chk#	Vendor	
2023	2373	07/05/2023	Claims	40336	Hunsaker Oil Company Inc	1,686.56
2023	2374	07/05/2023	Claims	40337	Ned Kindler	164.90
2023	2375	07/05/2023	Claims	40338	Klickitat County Emergency Mgmt.	1,373.41
2023	2376	07/05/2023	Claims	40339	Little Oak Montessori School	150.00
2023	2377	07/05/2023	Claims	40340	Masonic Lodge # 163	529.00
2023	2379	07/05/2023	Claims	40342	Mosier WiNet	455.00
2023	2381	07/05/2023	Claims	40344	Mt Adams Elks Lodge	150.00
2023	2382	07/05/2023	Claims	40345	Mt Adams Ministerial Association	150.00
2023	2383	07/05/2023	Claims	40346	NW Natural	106.27
2023	2384	07/05/2023	Claims	40347	Nelson Nygaard Consulting Assoc., Inc.	14,912.90
2023	2385	07/05/2023	Claims	40348	North Cascade Excavating, LLC	358,804.68
2023	2386	07/05/2023	Claims	40349	PUD No 1 Of Klickitat County	9,537.42
2023	2387	07/05/2023	Claims	40350	Stephanie Marie Porter	276.15
2023	2388	07/05/2023	Claims	40351	Public Safety Testing	142.00
2023	2389	07/05/2023	Claims	40352	Radcomp Technologies	6,859.50
2023	2390	07/05/2023	Claims	40353	Rapid Readymix Co Inc	215.00
2023	2391	07/05/2023	Claims	40354	Reynier, Ron Atty At Law	1,400.00
2023	2392	07/05/2023	Claims	40355	Same Day Stage	80.00
2023	2393	07/05/2023	Claims	40356	Shadetree Automotive	225.00
2023	2394	07/05/2023	Claims	40357	Shred-it USA LLC	232.42
2023	2395	07/05/2023	Claims	40358	Larry Spencer	164.90
2023	2396	07/05/2023	Claims	40359	TransUnion Risk & Alternative	80.63
2023	2397	07/05/2023	Claims	40360	Valin Corporation	76.90
2023	2398	07/05/2023	Claims	40361	Vanguard Nursery	430.00
2023	2399	07/05/2023	Claims	40362	WA Assn Sheriffs & Police Chiefs	375.00
2023	2400	07/05/2023	Claims	40363	WA State Criminal Justice Training Com	300.00
2023	2401	07/05/2023	Claims	40364	White Salmon, City Of	375.07
2023	2402	07/05/2023	Claims	40365	White Salmon, City Of	4,268.02
2023	2403	07/05/2023	Claims	40366	Wilcox & Flegel	2,925.66
2023	2404	07/05/2023	Claims	40367	Kenneth B. Woodrich PC	160.00
2023	2535	07/10/2023	Claims		USDA Rural Development	7,920.00
2023	2545	07/13/2023	Ser Chge		Marty & Barbara James	186.38
2023	2546	07/13/2023	Ser Chge		1st Security Bank of Washington	10.00
2023	2543	07/19/2023	Claims		Starlink	120.00
2023	2549	07/19/2023	Claims		WA State Dept Revenue/Excise	10,593.52
2023	2550	07/19/2023	Claims	40368	ARC Architects, Inc.	12,736.65
2023	2551	07/19/2023	Claims	40369	Ace Hardware	239.15
2023	2552	07/19/2023	Claims	40370	Anderson Perry & Associates, Inc.	68,309.77
2023	2553	07/19/2023	Claims	40371	Aramark Uniform Services	291.53
2023	2554	07/19/2023	Claims	40372	Axon Enterprise, Inc.	91.57
2023	2555	07/19/2023	Claims	40373	BSK Associates	298.00
2023	2556	07/19/2023	Claims	40374	Bingen, City Of	92,238.92
2023	2557	07/19/2023	Claims	40375	Brightly Software, Inc	1,187.50
2023	2559	07/19/2023	Claims	40377	Charter Communications	137.97
2023	2560	07/19/2023	Claims	40378	Columbia Gorge Fire Equipment Co.	43.00
2023	2562	07/19/2023	Claims	40380	Consolidated Sup Co Inc	2,151.84
2023	2563	07/19/2023	Claims	40381	DCG Watershed	10,945.00
2023	2564	07/19/2023	Claims	40382	DataPro Solutions, Inc	135.45
2023	2567	07/19/2023	Claims	40385	Flume Road Water Services, LLC	612.50
2023	2568	07/19/2023	Claims	40386	H.D. Fowler Company	162.39
2023	2569	07/19/2023	Claims	40387	Its All a Little Grey LLC	520.00
2023	2570	07/19/2023	Claims	40388	James Dean Construction, Inc	519.45
2023	2571	07/19/2023	Claims	40389	Klickitat County Health Dept	210.00
2023	2572	07/19/2023	Claims	40390	Klickitat County Prosecutor	13.52
2023	2573	07/19/2023	Claims	40391	Knapp, O'Dell & Macpherson PLLC	9,548.75
2023	2574	07/19/2023	Claims	40392	Kustom Signals Inc	1,638.89
2023	2577	07/19/2023	Claims	40395	NAPA Auto Parts dba Gorge Auto Parts	94.84

# BANK RECONCILIATION

City Of White Salmon

Time: 16:48:22 Date: 08/07/2023

07/01/2023 To: 07/31/2023

Page: 4

Year	Trans#	Date	Type	Chk#	Vendor	
2023	2578	07/19/2023	Claims	40396	NW Natural	41.87
2023	2579	07/19/2023	Claims	40397	Office Depot	505.61
2023	2581	07/19/2023	Claims	40399	Onsite Supply House LLC	124.68
2023	2582	07/19/2023	Claims	40400	Port Of Klickitat	40.00
2023	2583	07/19/2023	Claims	40401	Propio LS LLC	11.73
2023	2585	07/19/2023	Claims	40403	Tonkin Chevrolet Buick GMC	52.94
2023	2586	07/19/2023	Claims	40404	US Bank	3,036.71
2023	2588	07/19/2023	Claims	40406	WA State Criminal Justice Training Com	900.00
2023	2589	07/19/2023	Claims	40407	WA State Treas. Cash Mgmt Dept	332.02
2023	2590	07/19/2023	Claims	40408	Walter E. Nelson Co.	488.07
2023	2591	07/19/2023	Claims	40409	White Salmon Bingen Rotary Club	150.00
2023	2592	07/19/2023	Claims	40410	White Salmon, City Of	190.10
2023	2593	07/19/2023	Claims	40411	White Salmon, City Of	154,695.46
2023	2594	07/19/2023	Claims	40412	Wilcox & Flegel	1,788.91
2023	2595	07/19/2023	Claims	40413	Xerox Financial Services, LLC	773.65
2023	2510	07/20/2023	Payroll		Ryan Hardie Adam	2,736.21
2023	2511	07/20/2023	Payroll		Ethan Adkins	1,462.28
2023	2512	07/20/2023	Payroll		Erika Castro-Guzman	2,359.17
2023	2513	07/20/2023	Payroll		Jeffrey Cooper	2,095.63
2023	2514	07/20/2023	Payroll		Kate E Daniels	2,344.98
2023	2515	07/20/2023	Payroll		Andrew Dirks	2,305.09
2023	2516	07/20/2023	Payroll		Lisa L George	2,114.56
2023	2517	07/20/2023	Payroll		Michael L Hepner	3,262.51
2023	2518	07/20/2023	Payroll		William F Hunsaker	2,910.79
2023	2519	07/20/2023	Payroll		Cynthia D Jewell	1,735.77
2023	2520	07/20/2023	Payroll		Jason Kinley	2,009.43
2023	2521	07/20/2023	Payroll		Ross E Lambert	2,691.75
2023	2522	07/20/2023	Payroll		Joshua Lewis	3,153.17
2023	2523	07/20/2023	Payroll		Stephanie M Porter	2,643.93
2023	2524	07/20/2023	Payroll		Frank Randall	2,661.49
2023	2525	07/20/2023	Payroll		Troy A Rayburn	3,372.39
2023	2526	07/20/2023	Payroll		Kelsey A Rooks	3,445.71
2023	2527	07/20/2023	Payroll		Troy Rosenburg	1,635.08
2023	2528	07/20/2023	Payroll		William M Sauter	2,486.30
2023	2530	07/20/2023	Payroll		Internal Revenue Service	17,956.83
2023	2531	07/20/2023	Payroll		Oregon Department of Revenue	494.00
2023	2532	07/20/2023	Payroll		WA State Dept Retirement Systems	100.00
2023	2533	07/20/2023	Payroll		WA State Dept Retirement Systems	10,188.72
2023	2534	07/20/2023	Payroll		Washington State Support Registry	226.00
2023	2548	07/20/2023	Claims		Chase Paymentech	1,639.28
2023	2641	07/24/2023	Ser Chge		Roderick Polintan	91.72
2023	2643	07/24/2023	Ser Chge		Frances Johnson	113.29
2023	2644	07/24/2023	Ser Chge		Dave Sliwa	353.58
2023	2809	07/24/2023	Ser Chge		1st Security Bank of Washington	5.00
2023	2642	07/25/2023	Ser Chge		John Griebing	229.20
2023	2810	07/26/2023	Ser Chge		1st Security Bank of Washington	141.54
Total Debits:						1,063,265.63
Reconciled Bank Balance:						1,647,710.00
2023	2661	07/27/2023	Util Pay	60902	Xpress Bill Pay	233.13
2023	2663	07/28/2023	Util Pay	60904	Xpress Bill Pay	527.59
2023	2664	07/28/2023	Util Pay	60905	Xpress Bill Pay	197.98
2023	2665	07/28/2023	Util Pay	60906	Xpress Bill Pay	80.00
2023	2666	07/28/2023	Util Pay	60907	Xpress Bill Pay	114.00
2023	2667	07/29/2023	Util Pay	60908	Xpress Bill Pay	691.04
2023	2668	07/29/2023	Util Pay	60909	Xpress Bill Pay	123.15

# BANK RECONCILIATION

City Of White Salmon

Time: 16:48:22 Date: 08/07/2023

07/01/2023 To: 07/31/2023

Page: 5

2023	2669	07/30/2023	Util Pay	60910	Xpress Bill Pay	1,830.71
2023	2670	07/30/2023	Util Pay	60911	Xpress Bill Pay	566.58
2023	2671	07/31/2023	Tr Rec	60912	Republic Services #487	2,381.47
2023	2672	07/31/2023	Tr Rec	60913	Wavedivision Holdings, LLC	61.22
2023	2673	07/31/2023	Tr Rec	60914	T-Mobile West LLC, C/o T-Mobile USA, INC	150.29
2023	2674	07/31/2023	Tr Rec	60915	Metro PCS California, LLC	1.19
2023	2675	07/31/2023	Tr Rec	60916	NexVortex Inc.	0.26
2023	2676	07/31/2023	Tr Rec	60917	AT&T Corp	1.68
2023	2677	07/31/2023	Tr Rec	60918	Sprint Spectrum LLC	5.56
2023	2678	07/31/2023	Tr Rec	60919	Spectrum Advanced Services, LLC	247.11
2023	2679	07/31/2023	Tr Rec	60920	Spectrum Pacific West, LLC	1,529.96
2023	2680	07/31/2023	Tr Rec	60921	New Cingular Wireless, PCS, LLS	288.29
2023	2690	07/31/2023	Util Pay	60931	Xpress Bill Pay	790.97
2023	2691	07/31/2023	Util Pay	60932	Xpress Bill Pay	963.12

Outstanding Credits: -10,785.30

2016	1220	03/16/2016	Claims	31118	Huard C/O Brad Huard, Cecelia Joan	6.20
2017	8301	11/01/2017	Claims	33126	Hill, David & Angela	87.43
2018	768	02/07/2018	Claims	33497	Wuollet, Renee	11.38
2018	1201	03/07/2018	Claims	33577	Parker, Chris	3.17
2018	3179	06/20/2018	Claims	33915	Pretorius, Lourens and Monette	16.96
2018	7272	09/05/2018	Payroll	34156	Vargas, Savannah	49.10
2018	7524	09/20/2018	Payroll	34222	Vargas, Savannah	20.68
2018	8618	12/05/2018	Payroll	34449	Heredia, Angelina	27.70
2019	2627	06/05/2019	Claims	35066	Stiffler, Christopher	168.00
2019	3568	08/07/2019	Claims	35245	Long, Mark	179.21
2020	1811	05/06/2020	Claims	36098	Lisa Doslu, Trustee, James B Roberson Trust	10.38
2021	218	01/20/2021	Claims	36799	Hood, Thomas	4.71
2021	228	01/20/2021	Claims	36809	Schwab, Jennifer	49.19
2021	232	01/20/2021	Claims	36813	Zallen, Garret	0.05
2021	1733	05/19/2021	Claims	37101	Kyte, Nora B.	3.34
2021	3458	10/06/2021	Claims	37455	Ernie's Locks & Keys LLC	325.00
2021	4396	12/20/2021	Payroll	37678	Stiffler, Christopher	27.70
2022	4036	12/05/2022	Payroll	38651	Fink, Patricia F	152.42
2022	4062	12/05/2022	Payroll	38659	Swann, David S	559.64
2022	4120	12/07/2022	Claims	38665	Adam, Ryan Hardie	24.71
2022	4280	12/20/2022	Payroll	38726	Ryan, Joseph	55.41
2023	57	01/04/2023	Claims	38767	Springbrook Holding Company LLC	
2023	700	03/01/2023	Claims	38964	IIMC	185.00
2023	715	03/01/2023	Claims	38979	Reynier, Ron Atty At Law	1,400.00
2023	735	03/06/2023	Payroll	38983	Fink, Patricia F	152.01
2023	2316	07/05/2023	Payroll	40327	Giant, Benjamin C	151.05
2023	2372	07/05/2023	Claims	40335	Hinman, Chad	150.00
2023	2378	07/05/2023	Claims	40341	Michael, Hannigan	150.00
2023	2380	07/05/2023	Claims	40343	Mt Adams Chamber Of Commerce	150.00
2023	2558	07/19/2023	Claims	40376	CenturyLink	1,386.98
2023	2561	07/19/2023	Claims	40379	Columbia Gorge News, LLC	449.64
2023	2565	07/19/2023	Claims	40383	Databar	1,544.23
2023	2566	07/19/2023	Claims	40384	Ed2go	2,295.00
2023	2575	07/19/2023	Claims	40393	League of Oregon Cities	80.00
2023	2576	07/19/2023	Claims	40394	MCEDD	2,315.00
2023	2580	07/19/2023	Claims	40398	Olson, Deborah	150.00
2023	2584	07/19/2023	Claims	40402	Republic Services #487	624.17
2023	2587	07/19/2023	Claims	40405	Verizon Wireless	1,239.10
2023	2596	07/19/2023	Claims	40414	Zaya LLC	2,112.19
2023	2731	07/28/2023	Payroll		Department Of Labor & Industries	8,891.88
2023	2732	07/28/2023	Payroll		Employment Security Department - PFMLA	2,553.43
2023	2733	07/28/2023	Payroll		Employment Security Department	845.41
2023	2734	07/28/2023	Payroll		Oregon Dept. of Revenue - Transit Tax	46.99

Outstanding Debits: 28,654.46

# BANK RECONCILIATION

City Of White Salmon

Time: 16:48:22 Date: 08/07/2023

07/01/2023 To: 07/31/2023

Page: 6

---

**Reconciled Book Balance:** 1,629,840.06



# BANK RECONCILIATION

City Of White Salmon

Time: 16:49:06 Date: 08/07/2023

07/01/2023 To: 07/31/2023

Page: 1

## 3 Petty Cash

Date	Balance Forward	25.00
------	-----------------	-------

Total Credits:	0.00
----------------	------

Year	Trans#	Date	Type	Chk#	Vendor
------	--------	------	------	------	--------

Total Debits:	0.00
---------------	------

Reconciled Bank Balance:	25.00
--------------------------	-------

Outstanding Credits:	
----------------------	--

Outstanding Debits:	
---------------------	--

<b>Reconciled Book Balance:</b>	<b>25.00</b>
---------------------------------	--------------



# BANK RECONCILIATION

City Of White Salmon

Time: 16:49:15 Date: 08/07/2023

07/01/2023 To: 07/31/2023

Page: 1

## 4 Cash Drawer 1

Date Balance Forward 150.00

Total Credits: 0.00

Year    Trans#    Date            Type            Chk#    Vendor

Total Debits: 0.00

Reconciled Bank Balance: 150.00

Outstanding Credits: \_\_\_\_\_

Outstanding Debits: \_\_\_\_\_

**Reconciled Book Balance: 150.00**

# BANK RECONCILIATION

City Of White Salmon

Time: 16:49:26 Date: 08/07/2023

07/01/2023 To: 07/31/2023

Page: 1

## 5 Cash Drawer 2

---

Date	Balance Forward	150.00
------	-----------------	--------

---

Total Credits:	0.00
----------------	------

---

Year	Trans#	Date	Type	Chk#	Vendor
------	--------	------	------	------	--------

---

Total Debits:	0.00
---------------	------

---

Reconciled Bank Balance:	150.00
--------------------------	--------

---

Outstanding Credits:	
----------------------	--

---

Outstanding Debits:	
---------------------	--

---

<b>Reconciled Book Balance:</b>	<b>150.00</b>
---------------------------------	---------------

# 1ST SECURITY BANK

www.fsbwa.com

**Branch Office**  
White Salmon  
509-493-2500

## STATEMENT OF ACCOUNTS

PAGE 1 OF 17

Statement Period: 07-01-2023 to 07-31-2023

CITY OF WHITE SALMON  
PO BOX 2139  
WHITE SALMON WA 98672-2139

**Give Your Money a Raise**  
ALL YOU HAVE TO DO IS ASK.

**13-Month CD**

**5.05% APY<sup>1</sup>** **4.30% APY<sup>1</sup>**  
With Relationship<sup>2</sup> Non-Relationship Rate

Ask your banker for more details, or visit [www.fsbwa.com](http://www.fsbwa.com) to open your account

### Summary of Deposit Account Activity

	Account #	Beginning Balance	Withdrawals/ Service Charges*	Deposits	Dividends/ Interest	Ending Balance
PF - WA 1st Business CHK	10012469	1,576,282.65	1,063,266.41	1,134,692.98	0.00	1,647,709.22

### Deposit Account Activity

**PF - WA 1st Business CHK - 10012469**

0.00% Annual Percentage Yield Earned for this account

#### Deposits

Date	Amount	Transaction Description
07/03	91.67	External Deposit WA ST TREASURER - REVDISTRIB 2530
07/03	121.79	External Deposit CITY OF WHITE SA - CREDITS 200305524
07/03	742.47	External Deposit PAYMENTECH - DEPOSIT 5708363
07/03	2,235.24	Deposit
07/05	237.22	External Deposit CITY OF WHITE SA - CREDITS 200392450
07/05	442.47	External Deposit PAYMENTECH - DEPOSIT 5708363
07/05	487.17	External Deposit PAYMENTECH - DEPOSIT 5708363
07/05	5,006.46	External Deposit PAYMENTECH - DEPOSIT 5708363
07/05	1,058.98	External Deposit PAYMENTECH - DEPOSIT 5708363
07/05	12,579.38	Deposit
07/06	120.48	External Deposit PAYMENTECH - DEPOSIT 5708363
07/06	609.13	External Deposit CITY OF WHITE SA - CREDITS 200488347
07/06	4,143.58	Deposit
07/07	283.33	External Deposit WA ST TREASURER - REVDISTRIB 2530
07/07	2,950.77	External Deposit CITY OF WHITE SA - CREDITS 200569266
07/07	4,005.25	External Deposit PAYMENTECH - DEPOSIT 5708363
07/07	5,081.52	Deposit
07/10	1,292.38	External Deposit PAYMENTECH - DEPOSIT 5708363
07/10	1,519.81	External Deposit CITY OF WHITE SA - CREDITS 200627543
07/10	14,275.01	Deposit
07/11	439.55	External Deposit PAYMENTECH - DEPOSIT 5708363
07/11	926.42	External Deposit PAYMENTECH - DEPOSIT 5708363

<sup>1</sup> APY = Annual Percentage Yield. APY is effective 06/05/23. Minimum opening deposit of \$500.00. Fees may reduce earnings on your account. Early withdrawal penalty may apply. Maximum opening deposit for these certificates of deposit is \$240,000.00 per account.

<sup>2</sup> Relationship is defined as opening and using a consumer or business checking account with 1st Security Bank.

**Deposit Account Activity (continued)**

Date	Amount	Transaction Description
07/11	1,897.18	External Deposit PAYMENTECH - DEPOSIT 5708363
07/11	3,386.58	External Deposit CITY OF WHITE SA - CREDITS 200688507
07/11	25,695.60	Deposit
07/12	225.00	External Deposit WA ST TREASURER - REVDISTRIB 2530
07/12	3,258.88	External Deposit PAYMENTECH - DEPOSIT 5708363
07/12	3,741.97	External Deposit CITY OF WHITE SA - CREDITS 200825908
07/12	808.92	Deposit
07/13	1,498.70	External Deposit PAYMENTECH - DEPOSIT 5708363
07/13	3,515.36	External Deposit CITY OF WHITE SA - CREDITS 200883526
07/13	2,903.30	Deposit
07/14	195.83	External Deposit WA ST TREASURER - REVDISTRIB 2530
07/14	1,041.17	External Deposit PAYMENTECH - DEPOSIT 5708363
07/14	2,333.58	External Deposit CITY OF WHITE SA - CREDITS 200936253
07/14	6,403.91	Deposit
07/17	389.45	External Deposit PAYMENTECH - DEPOSIT 5708363
07/17	2,240.38	External Deposit CITY OF WHITE SA - CREDITS 200988213
07/17	1,928.62	Deposit
07/18	375.00	External Deposit WA ST TREASURER - REVDISTRIB 2530
07/18	1,510.98	External Deposit PAYMENTECH - DEPOSIT 5708363
07/18	1,588.24	External Deposit PAYMENTECH - DEPOSIT 5708363
07/18	2,623.14	External Deposit CITY OF WHITE SA - CREDITS 201054237
07/18	13,570.66	External Deposit PAYMENTECH - DEPOSIT 5708363
07/18	19,343.75	Deposit
07/19	1,855.40	External Deposit CITY OF WHITE SA - CREDITS 201226776
07/19	5,906.95	External Deposit PAYMENTECH - DEPOSIT 5708363
07/19	11,434.16	External Deposit KCLICKITAT COUNTY ACH - KC REMIT KCT*5097734664*
07/19	1,525.50	Deposit
07/20	50.00	External Deposit WA ST TREASURER - REVDISTRIB 2530
07/20	6,523.60	External Deposit PAYMENTECH - DEPOSIT 5708363
07/20	9,796.12	External Deposit CITY OF WHITE SA - CREDITS 201287153
07/20	60,265.96	External Deposit CITY WS DB 5200 - UTILPYM
07/20	454.37	Deposit
07/20	1,154.86	Deposit
07/21	8,764.00	External Deposit CITY OF WHITE SA - CREDITS 201346698
07/21	11,434.19	External Deposit PAYMENTECH - DEPOSIT 5708363
07/21	157,375.78	Deposit
07/24	5,196.66	External Deposit CITY OF WHITE SA - CREDITS 201479933
07/24	24,077.79	External Deposit PAYMENTECH - DEPOSIT 5708363
07/24	508,802.00	Wire Transfer Deposit Incoming Wire 67663478 CASHMERE VALLEY BANK
07/24	35,762.92	Deposit
07/25	45.83	External Deposit WA ST TREASURER - REVDISTRIB 2530
07/25	361.67	External Deposit PAYMENTECH - DEPOSIT 5708363
07/25	1,558.70	External Deposit PAYMENTECH - DEPOSIT 5708363
07/25	7,381.87	External Deposit CITY OF WHITE SA - CREDITS 201543939
07/25	1,417.85	Deposit
07/26	21,815.86	External Deposit CITY OF WHITE SA - CREDITS 201669374
07/26	60.00	Deposit
07/27	100.00	External Deposit WA ST TREASURER - REVDISTRIB 2530
07/27	887.81	External Deposit PAYMENTECH - DEPOSIT 5708363
07/27	1,630.78	External Deposit CITY OF WHITE SA - CREDITS 201787364

**Deposit Account Activity (continued)**

Date	Amount	Transaction Description
07/28	330.50	External Deposit WA ST COMMERCE 1030230726CW64400000 - VENDOR PAY 237228!
07/28	387.14	External Deposit CITY OF WHITE SA - CREDITS 201864647
07/28	625.78	External Deposit PAYMENTECH - DEPOSIT 5708363
07/28	10,294.44	Deposit
07/31	9.14	External Deposit PAYMENTECH - DEPOSIT 5708363
07/31	60.62	External Deposit CITY OF WHITE SA - CREDITS 201902589
07/31	76,210.80	External Deposit WA ST TREASURER - REV DISTRIB 2530
07/31	2,007.65	Deposit

**Withdrawals**

Date	Amount	Transaction Description
07/03	34,407.84	External Withdrawal Vimly Benefit So - AWC ST-Q7R5A1H3K3H2
07/03	2,788.17	Over Counter Check 40315
07/03	152.01	Check 40232
07/03	31,427.95	Check 40297
07/03	1,200.00	Check 40298
07/03	1,733.47	Check 40299
07/03	216.08	Check 40303
07/03	112.82	Check 40304
07/03	892.01	Check 40306
07/03	306.22	Check 40309
07/03	255.25	Check 40312
07/03	603.49	Check 40313
07/03	355.61	Check 40320
07/03	18,137.70	Check 40324
07/05	49,080.93	External Withdrawal CITY WS DB - PAYROLL
07/05	18,306.34	External Withdrawal IRS - USATAXPYMT 270358685681556
07/05	10,600.87	External Withdrawal WA DEPT RET SYS - DRS EPAY 4393352
07/05	1,639.28	External Withdrawal PAYMENTECH - FEE 5708363
07/05	511.00	External Withdrawal OR REVENUE DEPT - TAXPAYMENT 2141004416
07/05	353.70	External Withdrawal Standard Ins - premium STASIC000251627
07/05	170.77	External Withdrawal LIFESECURE INSU LISTBILL - INSURANCE
07/05	100.00	External Withdrawal WA DEPT RET SYS - DRS EPAY 4393353
07/05	79.96	Check 40300
07/05	2,899.38	Check 40301
07/05	150.50	Check 40307
07/05	375.00	Check 40316
07/05	151.85	Check 40318
07/05	5.52	Check 40319
07/05	269.20	Check 40321
07/05	2,056.76	Check 40323
07/05	772.93	Check 40325
07/06	718.39	External Withdrawal Xpress Bill Pay June Billing - Billing 10295
07/06	98.05	Check 40314
07/06	100.00	Check 40317
07/07	1,221.60	External Withdrawal LIFESECURE INSU - INSURANCE
07/07	410.79	External Withdrawal LIFESECURE INSU - INSURANCE
07/07	226.00	External Withdrawal WASHINGTON-DSHS WEB PAYMENTS - WA53000000 916001528
07/07	74.80	External Withdrawal AFLAC - INSURANCE EXM7142508

**Deposit Account Activity (continued)**

**Withdrawals (continued)**

Date	Amount	Transaction Description
07/07	4,268.02	Over Counter Check 40365
07/07	375.07	Over Counter Check 40364
07/07	0.28	Descriptive Withdrawal Check Error Claim
07/07	0.50	Descriptive Withdrawal Check Error Claim
07/07	909.65	Check 40308
07/07	358,804.68	Check 40348
07/07	276.15	Check 40350
07/10	7,920.00	External Withdrawal USDA RD DCFO ACH TRANSACTION - PAYMENT
07/10	215.00	Over Counter Check 40353
07/10	164.90	Over Counter Check 40358
07/10	1,383.03	Check 40302
07/10	140.00	Check 40311
07/10	1,116.42	Check 40322
07/11	91.77	Over Counter Check 40328
07/11	9,537.42	Over Counter Check 40349
07/11	802.75	Check 40329
07/11	76.80	Check 40330
07/11	1,686.56	Check 40336
07/11	6,859.50	Check 40352
07/11	76.90	Check 40360
07/11	300.00	Check 40363
07/11	2,925.66	Check 40366
07/12	150.00	Over Counter Check 40345
07/12	149.00	Check 40331
07/12	1,547.62	Check 40332
07/12	2,115.60	Check 40334
07/12	150.00	Check 40339
07/12	106.27	Check 40346
07/12	14,912.90	Check 40347
07/12	232.42	Check 40357
07/12	80.63	Check 40359
07/13	186.38	Returned Check 1934 Maker: Barbara James Return Reason: Account Frozen Returning Bank/ABA: Riverview Bank/323370666
07/13	10.00	Returned Check Charge
07/13	1,373.41	Check 40338
07/13	529.00	Check 40340
07/13	142.00	Check 40351
07/13	430.00	Check 40361
07/14	776.10	Check 40333
07/14	375.00	Check 40362
07/18	80.00	Check 40355
07/19	164.90	Check 40337
07/19	150.00	Check 40344
07/20	17,904.12	External Withdrawal IRS - USATAXPYMT 270360155685655
07/20	494.00	External Withdrawal OR REVENUE DEPT - TAXPAYMENT 1648091776
07/20	52.71	External Withdrawal IRS - USATAXPYMT 270360162313364
07/20	47,426.24	External Withdrawal CITY WS DB - PAYROLL
07/20	455.00	Check 40342

**Deposit Account Activity (continued)**

**Withdrawals (continued)**

Date	Amount	Transaction Description
07/21	10,593.52	External Withdrawal WA DEPT REVENUE - TAX PYMT 11304435
07/21	10,288.72	External Withdrawal WA DEPT RET SYS - DRS EPAY 4398600
07/21	226.00	External Withdrawal WASHINGTON-DSHS WEB PAYMENTS - WA53000000 916001528
07/21	154,695.46	Over Counter Check 40411
07/21	190.10	Over Counter Check 40410
07/21	1,400.00	Check 40214
07/21	1,400.00	Check 40272
07/21	1,400.00	Check 40354
07/21	225.00	Check 40356
07/24	120.00	External Withdrawal Starlink Service - Starlink S
07/24	91.72	Descriptive Withdrawal 7/24 ACH File City of WS UtilPYM Rtn Roderick Polintan - NSF
07/24	5.00	Bus. Incoming Wire Fee Incoming 67663478
07/24	229.20	Descriptive Withdrawal 7/24 ACH File City of WS Rtn John Griebing - ACCT Closed
07/24	113.29	Descriptive Withdrawal 7/24 ACH File City of WS Rtn Johnson Frances - ACCT Closed
07/24	353.58	Descriptive Withdrawal 7/24 ACH File City of WS UtilPYMT Rtn Sliwa Dave-ACCT Closed
07/24	612.50	Over Counter Check 40385
07/24	222.75	Check 40305
07/25	151.05	Check 40326
07/25	160.00	Check 40367
07/25	68,309.77	Check 40370
07/25	2,151.84	Check 40380
07/25	135.45	Check 40382
07/25	162.39	Check 40386
07/25	519.45	Check 40388
07/25	94.84	Check 40395
07/25	124.68	Check 40399
07/25	40.00	Check 40400
07/25	900.00	Check 40406
07/25	332.02	Check 40407
07/25	488.07	Check 40408
07/26	141.54	External Withdrawal HARLAND CLARKE - CHK ORDERS
07/26	12,736.65	Check 40368
07/26	137.97	Check 40377
07/26	520.00	Check 40387
07/26	41.87	Check 40396
07/26	11.73	Check 40401
07/26	52.94	Check 40403
07/26	150.00	Check 40409
07/26	1,788.91	Check 40412
07/26	773.65	Check 40413
07/27	91.57	Check 40372
07/27	92,238.92	Check 40374
07/27	10,945.00	Check 40381
07/27	13.52	Check 40390
07/27	9,548.75	Check 40391
07/28	291.53	Check 40371
07/28	43.00	Check 40378
07/28	210.00	Check 40389

## Deposit Account Activity (continued)

### Withdrawals (continued)

Date	Amount	Transaction Description
07/28	1,638.89	Check 40392
07/31	239.15	Check 40369
07/31	298.00	Check 40373
07/31	1,187.50	Check 40375
07/31	505.61	Check 40397
07/31	3,036.71	Check 40404

### Checks Paid

Check #	Date	Amount	Check #	Date	Amount	Check #	Date	Amount
40214	07/21	1,400.00	40332	07/12	1,547.62	40370	07/25	68,309.77
40232 *	07/03	152.01	40333	07/14	776.10	40371	07/28	291.53
40272 *	07/21	1,400.00	40334	07/12	2,115.60	40372	07/27	91.57
40297 *	07/03	31,427.95	40336 *	07/11	1,686.56	40373	07/31	298.00
40298	07/03	1,200.00	40337	07/19	164.90	40374	07/27	92,238.92
40299	07/03	1,733.47	40338	07/13	1,373.41	40375	07/31	1,187.50
40300	07/05	79.96	40339	07/12	150.00	40377 *	07/26	137.97
40301	07/05	2,899.38	40340	07/13	529.00	40378	07/28	43.00
40302	07/10	1,383.03	40342 *	07/20	455.00	40380 *	07/25	2,151.84
40303	07/03	216.08	40344 *	07/19	150.00	40381	07/27	10,945.00
40304	07/03	112.82	40345	07/12	150.00	40382	07/25	135.45
40305	07/24	222.75	40346	07/12	106.27	40385 *	07/24	612.50
40306	07/03	892.01	40347	07/12	14,912.90	40386	07/25	162.39
40307	07/05	150.50	40348	07/07	358,804.68	40387	07/26	520.00
40308	07/07	909.65	40349	07/11	9,537.42	40388	07/25	519.45
40309	07/03	306.22	40350	07/07	276.15	40389	07/28	210.00
40311 *	07/10	140.00	40351	07/13	142.00	40390	07/27	13.52
40312	07/03	255.25	40352	07/11	6,859.50	40391	07/27	9,548.75
40313	07/03	603.49	40353	07/10	215.00	40392	07/28	1,638.89
40314	07/06	98.05	40354	07/21	1,400.00	40395 *	07/25	94.84
40315	07/03	2,788.17	40355	07/18	80.00	40396	07/26	41.87
40316	07/05	375.00	40356	07/21	225.00	40397	07/31	505.61
40317	07/06	100.00	40357	07/12	232.42	40399 *	07/25	124.68
40318	07/05	151.85	40358	07/10	164.90	40400	07/25	40.00
40319	07/05	5.52	40359	07/12	80.63	40401	07/26	11.73
40320	07/03	355.61	40360	07/11	76.90	40403 *	07/26	52.94
40321	07/05	269.20	40361	07/13	430.00	40404	07/31	3,036.71
40322	07/10	1,116.42	40362	07/14	375.00	40406 *	07/25	900.00
40323	07/05	2,056.76	40363	07/11	300.00	40407	07/25	332.02
40324	07/03	18,137.70	40364	07/07	375.07	40408	07/25	488.07
40325	07/05	772.93	40365	07/07	4,268.02	40409	07/26	150.00
40326	07/25	151.05	40366	07/11	2,925.66	40410	07/21	190.10
40328 *	07/11	91.77	40367	07/25	160.00	40411	07/21	154,695.46
40329	07/11	802.75	40368	07/26	12,736.65	40412	07/26	1,788.91
40330	07/11	76.80	40369	07/31	239.15	40413	07/26	773.65
40331	07/12	149.00						

(\* indicates a break in check sequence)



**Deposit Account Activity (continued)**

	<b>Statement Period Total</b>	<b>Year-to-Date Total</b>
Total Overdraft Fees (Paid)	0.00	0.00
Total Returned Item Fees (Returned)	0.00	0.00

# INVESTMENT TRANSACTION JOURNAL

City Of White Salmon

Time: 16:34:58 Date: 08/07/2023

Page: 1

Trans	Date	Acct #	Type	Vendor	Amount	Memo
7	07/31/2023	2	Interest	WA State Investment Pool	21,165.50	July 2023 Investment Interest
					<b>Purchased</b>	<b>Interest</b>
						<b>Liquidated</b>
001 - 000 Current Expense						5,019.55
101 - 000 Street Fund						459.77
108 - 000 Municipal Capital Imp Fund						1,787.53
110 - 000 Fire Reserve Fund						1,550.72
112 - 000 General Govt Reserve Fund						1,576.09
121 - 000 Police Vehicle Reserve Fund						359.68
303 - 000 Hotel/Motel Taxes						492.88
401 - 000 Water Fund						459.77
402 - 000 Wastewater Collection Fund						1,379.32
408 - 000 Water Reserve Fund						474.81
409 - 000 Wastewater Reserve Fund						2,339.31
412 - 000 Water Rights Acquisition Fund						1,600.12
413 - 000 Water Bond Redemption Fund						297.38
415 - 000 Water Bond Reserve Fund						466.89
416 - 000 Wastewater Bond Reserve Fund						346.40
417 - 000 Treatment Plant Reserve Fund						1,664.87
418 - 000 Water Short Lived Asset Reserve Fund						890.41
<b>Fund Totals</b>					<b>Purchases</b>	<b>Interest</b>
						<b>Liquidations</b>
001 000 - Current Expense					0.00	5,019.55
101 000 - Street Fund					0.00	459.77
108 000 - Municipal Capital Imp Fund					0.00	1,787.53
110 000 - Fire Reserve Fund					0.00	1,550.72
112 000 - General Govt Reserve Fund					0.00	1,576.09
121 000 - Police Vehicle Reserve Fund					0.00	359.68
303 000 - Hotel/Motel Taxes					0.00	492.88
401 000 - Water Fund					0.00	459.77
402 000 - Wastewater Collection Fund					0.00	1,379.32
408 000 - Water Reserve Fund					0.00	474.81
409 000 - Wastewater Reserve Fund					0.00	2,339.31
412 000 - Water Rights Acquisition Fund					0.00	1,600.12
413 000 - Water Bond Redemption Fund					0.00	297.38
415 000 - Water Bond Reserve Fund					0.00	466.89
416 000 - Wastewater Bond Reserve Fund					0.00	346.40
417 000 - Treatment Plant Reserve Fund					0.00	1,664.87
418 000 - Water Short Lived Asset Reserve Fund					0.00	890.41
					0.00	21,165.50
						0.00

## INVESTMENT INTEREST WORKSHEET

City Of White Salmon

Time: 16:33:41 Date: 08/07/2023

For Balances As Of: 06/30/2023

Page: 1

Fund	Account	Fund Balance	% Of Total	Interest
001 Current Expense	361 11 00 00	1,125,659.50	23.71573	5,019.55
101 Street Fund	361 11 40 00	103,106.55	2.17228	459.77
108 Municipal Capital Imp Fund	361 11 95 00	400,861.99	8.44548	1,787.53
110 Fire Reserve Fund	361 11 11 00	347,756.42	7.32664	1,550.72
112 General Govt Reserve Fund	361 11 12 00	353,445.73	7.44650	1,576.09
121 Police Vehicle Reserve Fund	361 11 21 01	80,659.01	1.69935	359.68
303 Hotel/Motel Taxes	361 10 00 12	110,531.09	2.32870	492.88
401 Water Fund	361 11 34 02	103,106.55	2.17228	459.77
402 Wastewater Collection Fund	361 11 35 01	309,319.65	6.51684	1,379.32
408 Water Reserve Fund	361 11 34 03	106,479.61	2.24334	474.81
409 Wastewater Reserve Fund	361 11 35 02	524,601.97	11.05247	2,339.31
412 Water Rights Acquisition Fund	361 11 34 04	358,835.60	7.56006	1,600.12
413 Water Bond Redemption Fund	361 11 04 13	66,689.54	1.40504	297.38
415 Water Bond Reserve Fund	361 11 34 05	104,701.19	2.20588	466.89
416 Wastewater Bond Reserve Fund	361 11 35 04	77,682.00	1.63663	346.40
417 Treatment Plant Reserve Fund	361 11 35 03	373,354.43	7.86594	1,664.87
418 Water Short Lived Asset Reserve Fund	361 11 04 18	199,676.41	4.20684	890.41
		4,746,467.24		21,165.50

**Local Government Investment Pool**  
**Statement of Account for No: 02530**  
**Primary Account**  
**July 2023**

**CITY OF WHITE SALMON**  
**PO BOX 2139**  
**WHITE SALMON, WA 98672-8672**

Date	Description	Comment	Deposits	Withdrawals	Balance
07/01/2023	Beginning Balance				4,757,991.77
07/31/2023	Month End Balance				4,757,991.77
	July Earnings	Daily Factor Earnings	21,165.50		
	Net Ending Balance				4,779,157.27

**Account Summary**

<b>Beginning Balance:</b>	4,757,991.77	<b>Gross Earnings:</b>	21,191.18
<b>Deposits:</b>	0.00	<b>Administrative Fee:</b>	25.68
<b>Withdrawals:</b>	0.00	<b>Net Earnings:</b>	21,165.50
<b>Month End Balance:</b>	4,757,991.77		
<b>Administrative Fee Rate:</b>	0.0064 %	<b>Net Ending Balance:</b>	4,779,157.27
<b>Gross Earnings Rate:</b>	5.2440 %		
<b>Net Earnings Rate:</b>	5.2376 %	<b>Average Daily Balance:</b>	4,757,991.77

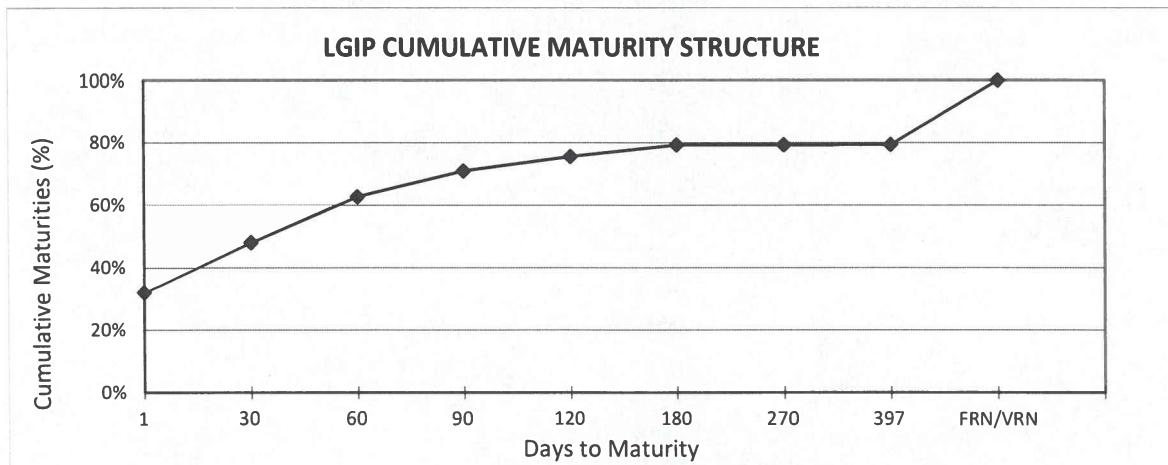
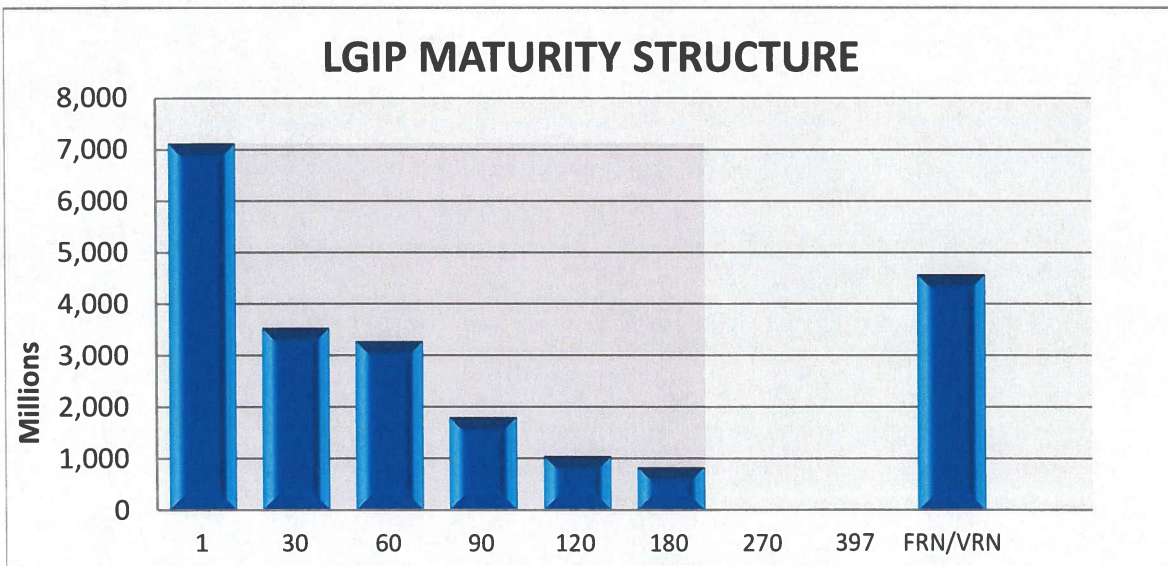
**WASHINGTON STATE  
LOCAL GOVERNMENT INVESTMENT POOL**  
July 31, 2023

<u>DAYS TO MATURITY</u>	<u>\$ MATURING (PAR VALUE)*</u>	<u>% MATURING</u>	<u>CUMULATIVE % MATURING</u>
1	7,115.07	32.1%	32.1%
2-30	3,535.55	15.9%	48.0%
31-60	3,276.70	14.8%	62.8%
61-90	1,800.00	8.1%	70.9%
91-120	1,040.83	4.7%	75.6%
121-180	830.25	3.7%	79.3%
181-270	10.00	0.0%	79.4%
271-397	5.00	0.0%	79.4%
FRN/VRN	4,572.00	20.6%	100.0%

**PORTFOLIO TOTAL:**

22,185.40

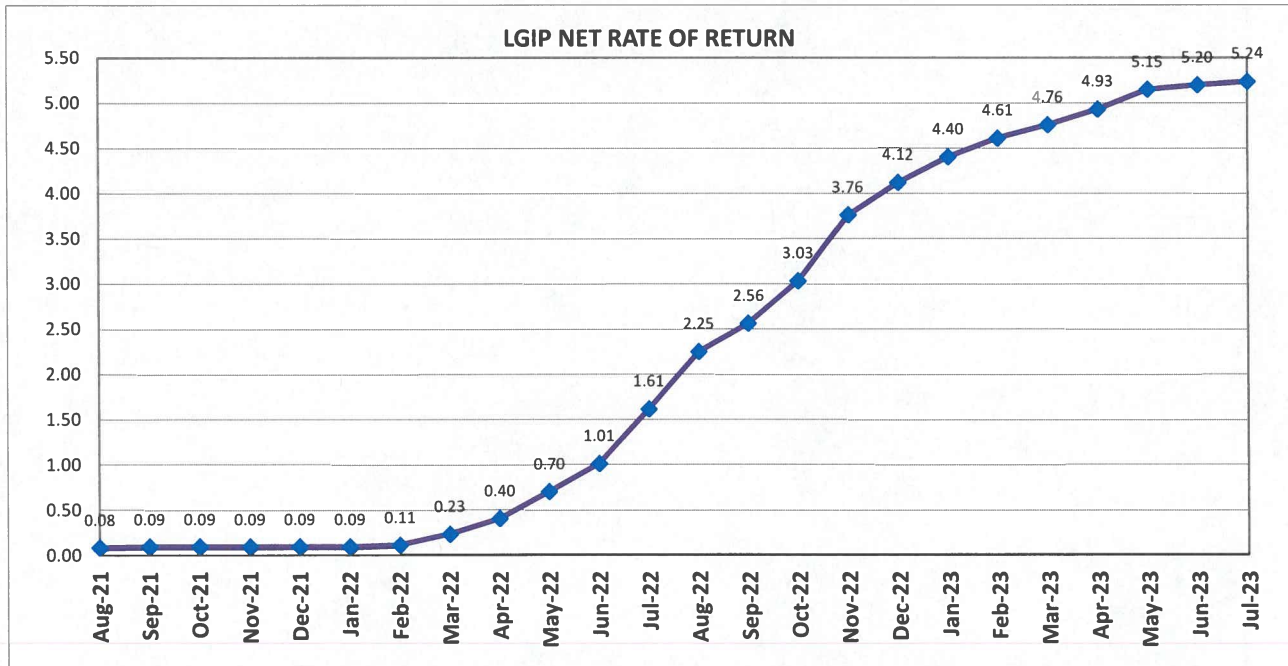
\* Amounts in millions of dollars



**WASHINGTON STATE  
LOCAL GOVERNMENT INVESTMENT POOL  
July 31, 2023**

Investment Type	Average Balance	Jul-23	Average Balance	2023
	<u>Jul-23</u>	<u>Percentage</u>	<u>CY 2023</u>	<u>Percentage</u>
Agency Bullets	0.00	0.00%	0.00	0.00%
Agency Discount Notes	1,265,118,769.17	5.67%	1,692,879,339.23	7.91%
Agency Floating Rate Notes	4,086,109,332.80	18.31%	4,427,065,796.31	20.68%
Agency Variable Rate Notes	0.00	0.00%	0.00	0.00%
Certificates of Deposit	232,758,064.52	1.04%	113,677,476.42	0.53%
IB Bank Deposit	3,917,526,628.23	17.56%	3,649,216,514.89	17.05%
Repurchase Agreements	2,716,774,193.54	12.18%	3,859,391,509.40	18.03%
SOFR Floating Rate Notes	0.00	0.00%	0.00	0.00%
Supras - Bullets	0.00	0.00%	0.00	0.00%
Supras - Discount Notes	395,356,805.55	1.77%	499,113,501.31	2.33%
Supras- Floating Rate Notes	0.00	0.00%	0.00	0.00%
Supras - Variables	0.00	0.00%	0.00	0.00%
Term Repurchase Agreements	0.00	0.00%	206,603,773.58	0.97%
U.S. Treasury Securities	8,903,029,870.87	39.90%	6,108,816,525.53	28.54%
US Treasury Floating Rate Notes	795,059,120.18	3.56%	845,840,256.65	3.95%
<b>Total Avg Daily Balance</b>	<b>22,311,732,784.87</b>	<b>100.00%</b>	<b>21,402,604,693.32</b>	<b>100.00%</b>

Avg Days to Maturity 26 days



\* Rates are calculated on a 365-day basis

**City of White Salmon  
Budget Summary Report  
As of July 31, 2023**

	Budget Revenue	Year-To-Date Revenue	Year-To-Date Remaining	% of Total Budget 58.33%	Budget Expenditures	Year-To Date Expenditures	Year-To-Date Remaining	% of Total Budget 58.33%
001 Current Expense								
Finance					516,103.00	385,400.65	130,702.35	74.68%
Central Services (HR)					65,570.00	45,460.63	20,109.37	69.33%
General Government					153,831.00	50,094.27	103,736.73	32.56%
Building					172,272.00	113,231.75	59,040.25	65.73%
Community Services					1,142,952.00	519,602.89	623,349.11	45.46%
Planning					331,920.00	174,638.49	157,281.51	52.61%
Park					286,898.00	109,932.81	176,965.19	38.32%
Police					1,291,388.00	711,107.10	580,280.90	55.07%
Fire					139,166.00	81,042.11	58,123.89	58.23%
<b>001 Current Expense</b>	<b>3,251,610.00</b>	<b>1,668,621.80</b>	<b>1,582,988.20</b>	<b>51.32%</b>	<b>4,100,100.00</b>	<b>2,190,510.70</b>	<b>1,909,589.30</b>	<b>53.43%</b>
<b>101 Street Fund</b>	<b>938,109.00</b>	<b>213,550.67</b>	<b>724,558.33</b>	<b>22.76%</b>	<b>1,125,594.00</b>	<b>233,567.80</b>	<b>892,026.20</b>	<b>20.75%</b>
<b>108 Municipal Capital Imp. Fund</b>	<b>72,249.00</b>	<b>36,048.23</b>	<b>36,200.77</b>	<b>49.89%</b>	<b>174,079.00</b>	<b>4,055.95</b>	<b>170,023.05</b>	<b>2.33%</b>
<b>110 Fire Reserve Fund</b>	<b>40,855.00</b>	<b>24,786.72</b>	<b>16,068.28</b>	<b>60.67%</b>	<b>0.00</b>	<b>0.00</b>	<b>0.00</b>	<b>0.00%</b>
<b>112 General Fund Reserve</b>	<b>15,708.00</b>	<b>9,963.79</b>	<b>5,744.21</b>	<b>63.43%</b>	<b>0.00</b>	<b>0.00</b>	<b>0.00</b>	<b>0.00%</b>
<b>121 Police Vehicle Reserve Fund</b>	<b>3,585.00</b>	<b>2,273.82</b>	<b>1,311.18</b>	<b>63.43%</b>	<b>70,118.00</b>	<b>70,117.05</b>	<b>0.95</b>	<b>100.00%</b>
<b>302 Transportation Improvement (TBD)</b>	<b>0.00</b>	<b>0.00</b>	<b>0.00</b>	<b>0.00%</b>	<b>0.00</b>	<b>0.00</b>	<b>0.00</b>	<b>0.00%</b>
<b>303 Hotel/Motel Tax</b>	<b>80,425.00</b>	<b>38,387.15</b>	<b>42,037.85</b>	<b>47.73%</b>	<b>95,537.00</b>	<b>17,537.00</b>	<b>78,000.00</b>	<b>18.36%</b>
<b>307 New Pool Construction Fund</b>	<b>35,000.00</b>	<b>20,416.69</b>	<b>14,583.31</b>	<b>58.33%</b>	<b>0.00</b>	<b>0.00</b>	<b>0.00</b>	<b>0.00%</b>
<b>401 Water Fund</b>	<b>2,407,227.00</b>	<b>1,315,960.16</b>	<b>1,091,266.84</b>	<b>54.67%</b>	<b>2,393,960.00</b>	<b>1,124,406.28</b>	<b>1,269,553.72</b>	<b>46.97%</b>
<b>402 Wastewater Collection Fund</b>	<b>1,115,243.00</b>	<b>653,622.83</b>	<b>461,620.17</b>	<b>58.61%</b>	<b>1,123,755.00</b>	<b>651,939.38</b>	<b>471,815.62</b>	<b>58.01%</b>
<b>408 Water Reserve Fund</b>	<b>2,372,447.00</b>	<b>244,956.59</b>	<b>2,127,490.41</b>	<b>10.33%</b>	<b>2,228,584.00</b>	<b>70,361.52</b>	<b>2,158,222.48</b>	<b>3.16%</b>
<b>409 Wastewater Reserve Fund</b>	<b>212,312.00</b>	<b>124,995.96</b>	<b>87,316.04</b>	<b>58.87%</b>	<b>205,707.00</b>	<b>108,014.06</b>	<b>97,692.94</b>	<b>52.36%</b>

City of White Salmon  
 Budget Summary Report  
 As of July 31, 2023

	Budget Revenue	Year-To-Date Revenue	Remaining	% of Total Budget 58.33%	Budget Expenditures	Year-To Date Expenditures	Remaining	% of Total Budget 58.33%
412 Water Rights Acquisition Fund	192,078.00	106,543.02	85,534.98	55.47%	123,985.00	61,992.12	61,992.88	50.00%
413 Water Bond Redemption Fund	114,482.00	66,932.20	47,549.80	58.47%	111,518.00	55,440.00	56,078.00	49.71%
414 Wastewater Bond Redemption Fund	0.00	0.00	0.00	0.00%	0.00	0.00	0.00	0.00%
415 Water Bond Reserve Fund	19,251.00	11,465.34	7,785.66	59.56%	0.00	0.00	0.00	0.00%
416 Wastewater Bond Reserve Fund	3,452.00	2,189.88	1,262.12	63.44%	0.00	0.00	0.00	0.00%
417 Treatment Plant Reserve Fund	27,092.00	10,525.04	16,566.96	38.85%	0.00	0.00	0.00	0.00%
418 Water Short Lived Asset Reserve Fund	137,180.00	80,474.17	56,705.83	58.66%	394,725.00	25,066.05	369,658.95	6.35%
420 USDA Rural Develop. Jewett Water	7,520,100.00	1,188,803.67	6,331,296.33	15.81%	7,670,600.00	623,303.52	7,047,296.48	8.13%
601 Remittances	5,191.00	2,310.57	2,880.43	44.51%	5,191.00	2,072.04	3,118.96	39.92%
<b>Total</b>	<b>18,563,596.00</b>	<b>5,822,828.30</b>	<b>12,740,767.70</b>	<b>31.37%</b>	<b>19,823,453.00</b>	<b>5,238,383.47</b>	<b>14,585,069.53</b>	<b>26.43%</b>

Note: Revenue does not include beginning balances and expenditures do not include ending balances