



# Finance Committee Meeting

Cravath Lakefront room 2nd floor 312 West  
Whitewater Str, Whitewater, WI, 53190 \*In Person  
and Virtual

**Tuesday, February 27, 2024 - 5:00 PM**

---

**Citizens are welcome (and encouraged) to join our webinar via computer, smart phone, or telephone.  
Citizen participation is welcome during topic discussion periods.**

Please click the link below to join the webinar:

## **2/27/2024 Finance Committee Meeting**

Feb 27, 2024, 5:00 – 6:00 PM (America/Chicago)

**Please join my meeting from your computer, tablet or smartphone.**

<https://meet.goto.com/409820237>

**You can also dial in using your phone.**

Access Code: 409-820-237

United States: +1 (312) 757-3121

**Get the app now and be ready when your first meeting starts:**

<https://meet.goto.com/install>

---

## **AGENDA**

### **CALL TO ORDER**

### **ROLL CALL**

### **CONSENT AGENDA**

*Items on the Consent Agenda will be approved together unless any committee member requests that an item be removed for individual consideration.*

1. January 23, 2024 Finance Committee Meeting Minutes

### **HEARING OF CITIZEN COMMENTS**

*No formal Committee action will be taken during this meeting although issues raised may become a part of a future agenda. Participants are allotted a three minute speaking period. Specific items listed on the agenda may not be discussed at this time; however, citizens are invited to speak to those specific issues at the time the Committee discusses that particular item.*

***To make a comment during this period, or during any agenda item: On a computer or handheld device, locate the controls on your computer to raise your hand. You may need to move your mouse to see these controls. On a traditional telephone, dial \*6 to unmute your phone and dial \*9 to raise your hand.***

**CONSIDERATIONS / DISCUSSIONS / REPORTS**

- [2.](#) January 2024 Financials
- [3.](#) Updated December 2023 Financials
- [4.](#) Staff Report-Notice of Claim-Jankowski
- [5.](#) Staff Report-Notice of Claim-Ramirez

**FUTURE AGENDA ITEMS**

6. Compensation Study
7. Policy Review Schedule

**ADJOURNMENT**

A quorum of the Common Council may be present. This notice is given to inform the public that no formal action will be taken at this meeting.

**Anyone requiring special arrangements is asked to call the Office of the City Manager / City Clerk (262-473-0102) at least 72 hours prior to the meeting.**



# Finance Committee Meeting Item 1.

Cravath Lakefront room 2nd floor 312 West  
Whitewater Str, Whitewater, WI, 53190 \*In Person  
and Virtual

**Tuesday, January 23, 2024 - 5:00 PM**

---

**Citizens are welcome (and encouraged) to join our webinar via computer, smart phone, or telephone.  
Citizen participation is welcome during topic discussion periods.**

**1/23/2024 Finance Committee Meeting**  
Jan 23, 2024, 5:00 – 6:00 PM (America/Chicago)

**Please join my meeting from your computer, tablet or smartphone.**

<https://meet.goto.com/770646165>

**You can also dial in using your phone.**

Access Code: 770-646-165

United States: +1 (646) 749-3122

**Get the app now and be ready when your first meeting starts:**

<https://meet.goto.com/install>

---

## AGENDA

### CALL TO ORDER

The meeting was called to order by Lisa Dawsey-Smith at 5:00 p.m.

### ROLL CALL

Present: Lisa Dawsey-Smith, Jill Gerber, and Neil Hicks

Absent: None

Additional Attendees: Finance Director, Rachelle Blich

### CONSENT AGENDA

*Items on the Consent Agenda will be approved together unless any committee member requests that an item be removed for individual consideration.*

Motion made by Jill Gerber, Seconded by Lisa Dawsey-Smith to approve consent agenda. Voting Yes: Lisa Dawsey-Smith, Jill Gerber, and Neil Hicks

1. December 26, 2023 Finance Committee Meeting Minutes

### **HEARING OF CITIZEN COMMENTS**

*No formal Committee action will be taken during this meeting although issues raised may become a part of a future agenda. Participants are allotted a three minute speaking period. Specific items listed on the agenda may not be discussed at this time; however, citizens are invited to speak to those specific issues at the time the Committee discusses that particular item.*

***To make a comment during this period, or during any agenda item: On a computer or handheld device, locate the controls on your computer to raise your hand. You may need to move your mouse to see these controls. On a traditional telephone, dial \*6 to unmute your phone and dial \*9 to raise your hand.***

### **CONSIDERATIONS / DISCUSSIONS / REPORTS**

2. December 2023 Financials
3. December 2023 WAFC Update
4. Shared-Ride Taxi Rate Increases

Motion made by Lisa Dawsey-Smith, Seconded by Neil Hicks to recommend an increase for the Shared-Ride Taxi agency fare to Common Council. Voting Yes: Lisa Dawsey-Smith, Jill Gerber, and Neil Hicks.

### **FUTURE AGENDA ITEMS**

5. Policy Review
6. Compensation Study

### **ADJOURNMENT**

Motion made by Neil Hicks, Seconded by Lisa Dawsey-Smith to adjourn. Voting Yes: Lisa Dawsey-Smith, Jill Gerber, and Neil Hicks.

The meeting was adjourned at 5:16 p.m.

A quorum of the Common Council may be present. This notice is given to inform the public that no formal action will be taken at this meeting.

**Anyone requiring special arrangements is asked to call the Office of the City Manager / City Clerk (262-473-0102) at least 72 hours prior to the meeting.**





**GENERAL FUND REVENUES**

SEC #	DESCRIPTION	2022 ACTUAL	2023 BUDGET	2023 YTD DEC	2024 BUDGET	2024 YTD JAN	% of BUDGET
41000	TOTAL TAXES	4,624,990	6,000,736	6,068,135	6,194,882	50,724	1%
42000	TOTAL SPECIAL ASSESSEMENTS	150	500	138	0	0	#DIV/0!
43000	TOTAL INTERGOVT REVENUES	4,590,742	4,401,936	4,276,883	4,694,945	153,713	3%
44000	TOTAL LICENSES & PERMITS	89,048	73,975	167,690	92,233	5,604	6%
45000	TOTAL FINES, FORTFEIT - PENALTIES	296,072	335,900	250,979	288,800	19,941	7%
46000	TOTAL PUBLIC CHARGES FOR SVCS	87,843	106,911	79,413	32,625	512	2%
48000	TOTAL MISC REVENUE	595,927	510,570	1,382,957	979,930	71,825	7%
49000	TOTAL OTHER FINANCING SOURCES	99,675	232,209	180,207	138,110	0	0%
<b>TOTAL:</b>		<b>10,384,446</b>	<b>11,662,737</b>	<b>12,406,401</b>	<b>12,421,525</b>	<b>302,319</b>	<b>2%</b>

**GENERAL FUND EXPENDITURE SUMMARY**

SEC #	DESCRIPTION	2022 ACTUAL	2023 BUDGET	2023 YTD DEC	2024 BUDGET	2024 YTD JAN	% of BUDGET
1	ADMINISTRATION	1,736,296	1,733,263	1,716,192	1,844,553	134,762	7%
2	PUBLIC SAFETY	3,566,454	3,846,148	3,930,749	4,099,304	281,853	7%
3	PUBLIC WORKS	1,139,541	1,131,535	1,210,369	1,200,352	40,866	3%
4	PARKS AND RECREATION	724,655	710,607	681,947	775,265	11,118	1%
5	NEIGHBORHOOD SVC/PLANNING	309,932	306,784	352,908	258,543	6,457	2%
6	TRANSFERS	2,540,798	3,934,400	3,995,638	4,186,508	36,938	1%
7	CONTINGENCIES	0	0	41,800	57,000	0	0%
<b>TOTAL</b>		<b>10,017,677</b>	<b>11,662,737</b>	<b>11,929,602</b>	<b>12,421,525</b>	<b>511,995</b>	<b>102%</b>

Net Surplus / (Deficit)    366,768                    -                    476,799



**GENERAL FUND EXPENDITURE GROUPINGS**

SEC #	DESCRIPTION	2022 ACTUAL	2023 BUDGET	2023 YTD DEC	2024 BUDGET	2024 YTD JAN	% of BUDGET
51100	Total Legislative Support	263,085	225,511	233,103	254,474	1,559	0.61%
51110	Total Contingencies	-	-	41,800	57,000	-	0.00%
51200	Total Court	81,915	84,544	85,807	81,180	10,162	12.52%
51300	Total Legal	72,901	74,591	77,327	84,260	-	0.00%
51400	Total General Administration	426,841	405,948	369,760	388,644	12,087	3.11%
51450	Total Information Technology	65,345	92,863	114,144	156,148	3,248	2.08%
51500	Total Financial Administration	215,000	235,333	229,703	249,616	13,823	5.54%
51540	Total Insurance/Risk Mgt.	105,745	113,147	83,981	118,593	84,195	70.99%
51600	Total Facilities Maintenance	449,597	446,266	467,311	453,703	8,999	1.98%
52100	Total Police Administration	709,476	726,491	799,470	768,065	36,538	4.76%
52110	Total Police Patrol	1,914,817	2,078,925	2,081,842	2,190,394	165,946	7.58%
52120	Total Police Investigation	419,193	434,233	523,869	500,560	42,553	8.50%
52130	Total Crossing Guard	-	-	-	-	-	#DIV/0!
52140	Total Comm Service Program	32,429	40,797	33,068	43,604	1,975	4.53%
52200	Total Fire Department	-	-	-	-	-	#DIV/0!
52210	Total Crash Crew	-	-	-	-	-	#DIV/0!
52300	Total Rescue Service (Amb.)	-	-	-	-	-	#DIV/0!
52400	Total Neighbor Svcs & Planning	309,932	306,784	352,908	258,543	6,457	2.50%
52500	Total Emergency Preparedness	10,971	9,841	9,330	10,211	-	0.00%
52600	Total Communications/Dispatch	479,568	555,861	483,172	586,470	34,842	5.94%
53100	Total Public Works Administration	45,026	51,387	48,094	50,000	1,500	3.00%
53230	Total Shop/Fleet Operations	210,224	174,542	235,241	179,201	2,752	1.54%
53270	Total Parks Maintenance	224,661	279,011	233,505	282,932	6,816	2.41%
53300	Total Street Maintenance	527,315	561,420	537,010	571,387	17,924	3.14%
53320	Total Snow & Ice	106,517	151,704	124,607	153,453	18,180	11.85%
53420	Total Street Lights	250,459	192,483	265,417	246,312	510	0.21%
55111	Total Young Library Building	55,867	55,061	55,057	57,934	690	1.19%
55200	Total Parks Administration	48,615	92,242	102,091	91,360	4,302	4.71%
55210	Total Recreation Administration	257,934	-	-	-	-	#DIV/0!
55300	Total Recreation Programs	3,393	-	1,055	-	-	#DIV/0!
55310	Total Senior Citizen's Program	-	-	-	-	-	#DIV/0!
55320	Total Community Events	12,052	9,595	15,538	16,000	-	0.00%
55330	Total Comm. Based-Coop Projects	178,000	329,759	329,759	384,973	-	0.00%
59220	Total Transfers to Other Funds	1,297,705	1,418,180	1,418,180	1,469,509	32,500	2.21%
59230	Total Transfer to Debt Service Fund	1,043,530	1,257,105	1,318,343	1,313,705	4,438	0.34%
59240	Total Transfers to Fire Department	199,564	1,258,615	1,258,615	1,402,794	-	0.00%
59240	Total Transfers to Special Funds	46,991	500	500	500	-	0.00%
<b>Grand Totals</b>		<b>10,017,677</b>	<b>11,662,737</b>	<b>11,929,602</b>	<b>12,421,525</b>	<b>511,995</b>	<b>4.12%</b>



General Fund  
Revenue Budget Summary

GENERAL FUND REVENUES

Favorable (Unfavorable)

	DESCRIPTION	2022 ACTUAL	2023 BUDGET	2023 YTD DEC	2024 BUDGET	2024 ACTUAL	2024 Act v Bud		2024 YTD vs. PY			
							\$	%	2023 YTD	\$ Chg	% Chg	
<b>TAXES</b>												
100-41110-00	LOCAL TAX LEVY	3,154,970	4,499,748	4,499,748	4,538,657	-	0	0.0%	4,499,748	-	0.0%	
100-41111-00	DEBT SERVICE TAX LEVY	1,045,965	1,257,105	1,257,105	1,313,705	-	-	0.0%	1,257,105	-	0.0%	
100-41112-00	OMITTED PROPERTY TAXES	-	-	-	-	-	-	-	-	-	-	
100-41113-00	RESCINDED TAXES-REAL ESTATE	6,611	-	2,625	-	-	2,625	-	2,625	-	0.0%	
100-41114-00	USE VALUE PENALTY	-	500	-	-	-	(500)	(100.0%)	-	-	-	
100-41140-00	MOBILE HOME FEES	57,754	25,000	41,587	58,000	386	16,587	66.3%	41,587	-	0.0%	
100-41210-00	ROOM TAX-GROSS AMOUNT	233,465	190,000	185,779	230,000	22,302	(4,222)	(2.2%)	185,779	-	0.0%	
100-41320-00	IN LIEU-UNIV GARDEN & WW MANOR	120,606	27,733	27,820	27,820	28,035	87	0.3%	27,820	-	0.0%	
100-41800-00	INTEREST ON TAXES	5,620	650	32,372	26,700	-	31,722	4880.3%	32,372	-	0.0%	
	<b>TOTAL TAXES</b>	<b>4,624,990</b>	<b>6,000,736</b>	<b>6,068,135</b>	<b>6,194,882</b>	<b>50,724</b>	<b>67,399</b>	<b>1.1%</b>	<b>6,068,135</b>	<b>-</b>	<b>0.0%</b>	
<b>SPECIAL ASSESSMENTS</b>												
100-42010-00	INTEREST ON SP ASSESS.	-	-	-	-	-	-	-	-	-	-	
100-42100-61	WATER MAINS	-	-	-	-	-	-	-	-	-	-	
100-42200-62	SEWER MAINS & LATERALS	-	-	-	-	-	-	-	-	-	-	
100-42300-53	ST CONST. - PAVING	-	-	-	-	-	-	-	-	-	-	
100-42310-53	CURB & GUTTER	-	-	-	-	-	-	-	-	-	-	
100-42320-53	SIDEWALKS	-	-	-	-	-	-	-	-	-	-	
100-42350-53	TRAFFIC SIGNAL	-	-	-	-	-	-	-	-	-	-	
100-42400-53	SNOW REMOVAL	150	500	-	-	-	(500)	(100.0%)	-	-	-	
100-42500-53	FAILURE TO MOW FINES	-	-	138	-	-	138	-	138	-	0.0%	
100-42550-53	EQUIPMENT USED-DPW	-	-	-	-	-	-	-	-	-	-	
	<b>TOTAL SPECIAL ASSESSEMENTS</b>	<b>150</b>	<b>500</b>	<b>138</b>	<b>-</b>	<b>-</b>	<b>(363)</b>	<b>(72.5%)</b>	<b>138</b>	<b>-</b>	<b>0.0%</b>	
<b>INTERGOVERNMENTAL REVENUES</b>												
100-43344-00	EXPENDITURE RESTRAINT PROG	63,331	53,306	53,306	-	-	-	0.0%	53,306	-	0.0%	
100-43410-00	SHARED REVENUE-UTILITY	397,001	396,241	395,596	394,892	-	(645)	(0.2%)	395,596	-	0.0%	
100-43420-00	SHARED REVENUE-BASE	2,836,846	2,836,844	2,836,844	3,534,954	-	-	0.0%	2,836,844	-	0.0%	
100-43507-52	POLICE-MISC SAFETY GRANTS	8,013	500	4,164	-	-	3,664	732.9%	4,164	-	0.0%	
100-43510-00	FEDERAL/STATE GRANTS-REIMBURSE	-	-	-	-	-	-	-	-	-	-	
100-43520-52	LAW ENFORCEMENT TRNG REIMBURSE	-	-	8,103	-	-	8,103	-	8,103	-	0.0%	
100-43530-53	TRANSPORTATION AIDS	576,591	572,016	572,087	580,479	146,409	71	0.0%	572,087	-	0.0%	
100-43531-52	STATE GRANT--PUBLIC SAFETY	9,356	-	38,060	-	-	38,060	-	38,060	-	0.0%	
100-43540-52	UNIVERSITY-LEASE-PARKING	45,000	45,000	45,000	45,000	-	-	0.0%	45,000	-	0.0%	
100-43550-52	MOU-DISPATCH SERVICE	178,963	179,292	-	-	-	(179,292)	(100.0%)	-	-	-	
100-43610-52	PMS-PAYMENT FOR MUNICIPAL SVCS	329,598	205,881	192,781	7,331	7,304	(13,100)	(6.4%)	192,781	-	0.0%	
100-43663-52	2% FIRE DUES-ST OF WISC	32,121	-	-	-	-	-	-	-	-	-	
100-43670-60	EXEMPT COMPUTER AID-FR STATE	5,846	5,846	16,330	16,330	-	10,485	179.4%	16,330	-	0.0%	
100-43670-61	PERSONAL PROPERTY AID	35,656	35,656	43,214	43,214	-	7,559	21.2%	43,214	-	0.0%	
100-43745-52	WUSD-JUVENILE OFFICIER	65,117	64,500	65,211	65,237	-	711	1.1%	65,211	-	0.0%	
100-43750-52	DRUG GRANT REIMBURSEMENT	-	-	94	-	-	94	-	94	-	0.0%	
100-43760-00	WEIGHTS & MEASURES RECOVERY	3,408	2,800	1,583	3,000	-	(1,217)	(43.4%)	1,583	-	0.0%	
100-43765-00	REIMB-HIST SOC-DEPOT-EL/GAS	1,416	1,575	2,029	2,029	-	454	28.8%	2,029	-	0.0%	
100-43767-52	REIMB-BADGERNET-FORT ATKINSON	2,480	2,480	2,480	2,480	-	-	0.0%	2,480	-	0.0%	
100-43775-52	FEDERAL EXCISE TAX REIMB	-	-	-	-	-	-	-	-	-	-	
	<b>TOTAL INTERGOVT REVENUES</b>	<b>4,590,742</b>	<b>4,401,936</b>	<b>4,276,883</b>	<b>4,694,945</b>	<b>153,713</b>	<b>(125,053)</b>	<b>(2.8%)</b>	<b>4,276,883</b>	<b>-</b>	<b>0.0%</b>	



General Fund  
Revenue Budget Summary

GENERAL FUND REVENUES

Favorable (Unfavorable)

	DESCRIPTION	2022 ACTUAL	2023 BUDGET	2023 YTD DEC	2024 BUDGET	2024 ACTUAL	2024 Act v Bud		2024 YTD vs. PY			
							\$	%	2023 YTD	\$ Chg	% Chg	
<b>LICENSES &amp; PERMITS</b>												
100-44110-51	Liquor & Beer	18,608	16,100	18,858	18,733	-	2,758	17.1%	18,858	-	0.0%	
100-44120-51	CIGARETTE	1,540	1,200	1,300	1,300	-	100	8.3%	1,300	-	0.0%	
100-44122-51	BEVERAGE OPERATORS	3,020	3,600	3,515	3,600	290	(85)	(2.4%)	3,515	-	0.0%	
100-44200-51	MISC. LICENSES	2,233	2,000	2,873	2,750	496	873	43.7%	2,873	-	0.0%	
100-44300-53	BLDG/ZONING PERMITS	42,537	34,725	110,560	50,000	1,810	75,835	218.4%	110,560	-	0.0%	
100-44310-53	ELECTRICAL PERMITS	6,911	5,550	9,298	5,550	1,619	3,748	67.5%	9,298	-	0.0%	
100-44320-53	PLUMBING PERMITS	7,785	5,775	9,396	5,775	468	3,621	62.7%	9,396	-	0.0%	
100-44330-53	HVAC PERMITS	4,668	3,225	7,216	3,225	141	3,991	123.7%	7,216	-	0.0%	
100-44340-53	STREET OPENING PERMITS	100	200	200	200	-	-	0.0%	200	-	0.0%	
100-44350-53	SIGN PERMITS	952	1,200	1,310	600	145	110	9.2%	1,310	-	0.0%	
100-44370-51	WATERFOWL PERMITS	-	-	320	-	-	320	-	320	-	0.0%	
100-44900-51	MISC PERMITS	695	400	2,845	500	635	2,445	611.3%	2,845	-	0.0%	
<b>TOTAL LICENSES &amp; PERMITS</b>		<b>89,048</b>	<b>73,975</b>	<b>167,690</b>	<b>92,233</b>	<b>5,604</b>	<b>93,715</b>	<b>126.7%</b>	<b>167,690</b>	<b>-</b>	<b>0.0%</b>	
<b>FINES, FORFEITURES - PENALTIES</b>												
100-45110-52	ORDINANCE VIOLATIONS	234,661	216,600	179,505	216,600	15,347	(37,095)	(17.1%)	179,505	-	0.0%	
100-45113-52	MISC COURT RESEARCH FEE	360	200	200	200	50	-	0.0%	200	-	0.0%	
100-45114-52	VIOLATIONS PAID-OTHER AGENCIES	(200)	-	520	-	-	520	-	520	-	0.0%	
100-45130-52	PARKING VIOLATIONS	52,826	115,100	58,224	60,000	4,594	(56,876)	(49.4%)	58,224	-	0.0%	
100-45135-53	REFUSE/RECYCLING TOTER FINES	7,125	3,000	9,550	7,500	(50)	6,550	218.3%	9,550	-	0.0%	
100-45145-53	RE-INSPECTION FINES	1,300	1,000	2,980	4,500	-	1,980	198.0%	2,980	-	0.0%	
<b>TOTAL FINES, FORTFEIT - PENALTIES</b>		<b>296,072</b>	<b>335,900</b>	<b>250,979</b>	<b>288,800</b>	<b>19,941</b>	<b>(84,921)</b>	<b>(25.3%)</b>	<b>250,979</b>	<b>-</b>	<b>0.0%</b>	
<b>PUBLIC CHARGES FOR SERVICES</b>												
100-46110-51	CLERK	-	-	-	-	-	-	-	-	-	-	
100-46120-51	TREASURER	4,500	4,300	3,935	3,600	270	(365)	(8.5%)	3,935	-	0.0%	
100-46210-52	POLICE-DISPATCH-MOU-UNIV	41,520	55,611	-	-	-	(55,611)	(100.0%)	-	-	-	
100-46220-52	FALSE ALARM FINES	750	1,800	2,100	1,500	100	300	16.7%	2,100	-	0.0%	
100-46230-52	AMBULANCE	12,174	-	-	-	-	-	-	-	-	-	
100-46240-52	CRASH CALLS	164	-	-	-	-	-	-	-	-	-	
100-46310-53	DPW MISC REVENUE	9,853	27,600	47,298	10,000	132	19,698	71.4%	47,298	-	0.0%	
100-46311-53	SALE OF MATERIALS	202	-	2	-	-	2	-	2	-	0.0%	
100-46312-51	MISC DEPT EARNINGS	100	1,300	-	-	-	(1,300)	(100.0%)	-	-	-	
100-46320-53	SAND & SALT CHARGES	1,056	4,700	-	500	-	(4,700)	(100.0%)	-	-	-	
100-46350-51	CITY PLANNER-SERVICES	135	800	360	-	-	(440)	(55.0%)	360	-	0.0%	
100-46450-52	SPECIAL EVENTS-POLICE/DPW	-	-	-	-	-	-	-	-	-	-	
100-46733-55	SR CITZ OFFSET	-	-	-	-	-	-	-	-	-	-	
100-46736-55	ATTRACTION TICKETS	-	-	-	-	-	-	-	-	-	-	
100-46743-51	FACILITY RENTALS	17,289	10,700	25,683	17,000	-	14,983	140.0%	25,683	-	0.0%	
100-46746-55	SPECIAL EVENT FEES	100	100	35	25	10	(65)	(65.0%)	35	-	0.0%	
<b>TOTAL PUBLIC CHARGES FOR SVCS</b>		<b>87,843</b>	<b>106,911</b>	<b>79,413</b>	<b>32,625</b>	<b>512</b>	<b>(27,498)</b>	<b>(25.7%)</b>	<b>79,413</b>	<b>-</b>	<b>0.0%</b>	
<b>MISC. REVENUES</b>												
100-48100-00	INTEREST INCOME	179,090	49,533	814,758	552,887	70,873	765,225	1544.9%	814,758	-	0.0%	
100-48200-00	LONG TERM RENTALS	4,800	4,800	4,800	4,800	400	-	0.0%	4,800	-	0.0%	
100-48220-55	DEPOSITS-FORFEITED	380	-	50	50	-	50	-	50	-	0.0%	
100-48300-00	OTHER PROPEASEMENT SALES	7,500	-	-	-	-	-	-	-	-	-	

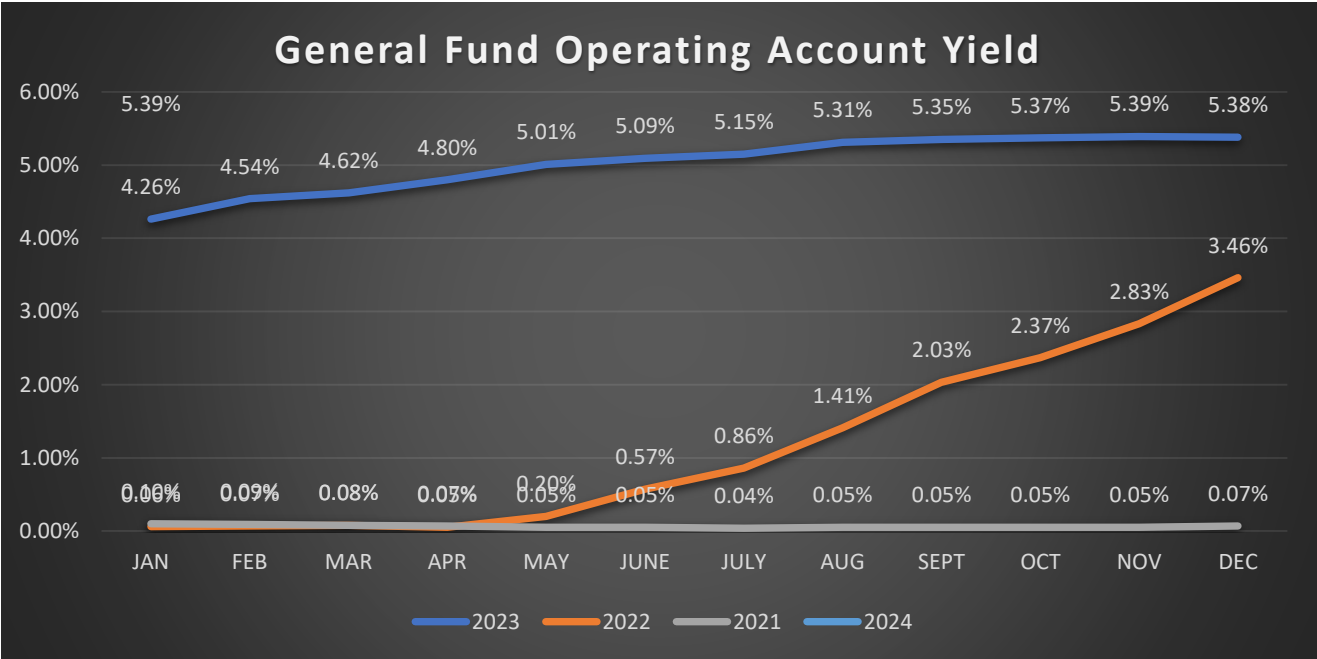
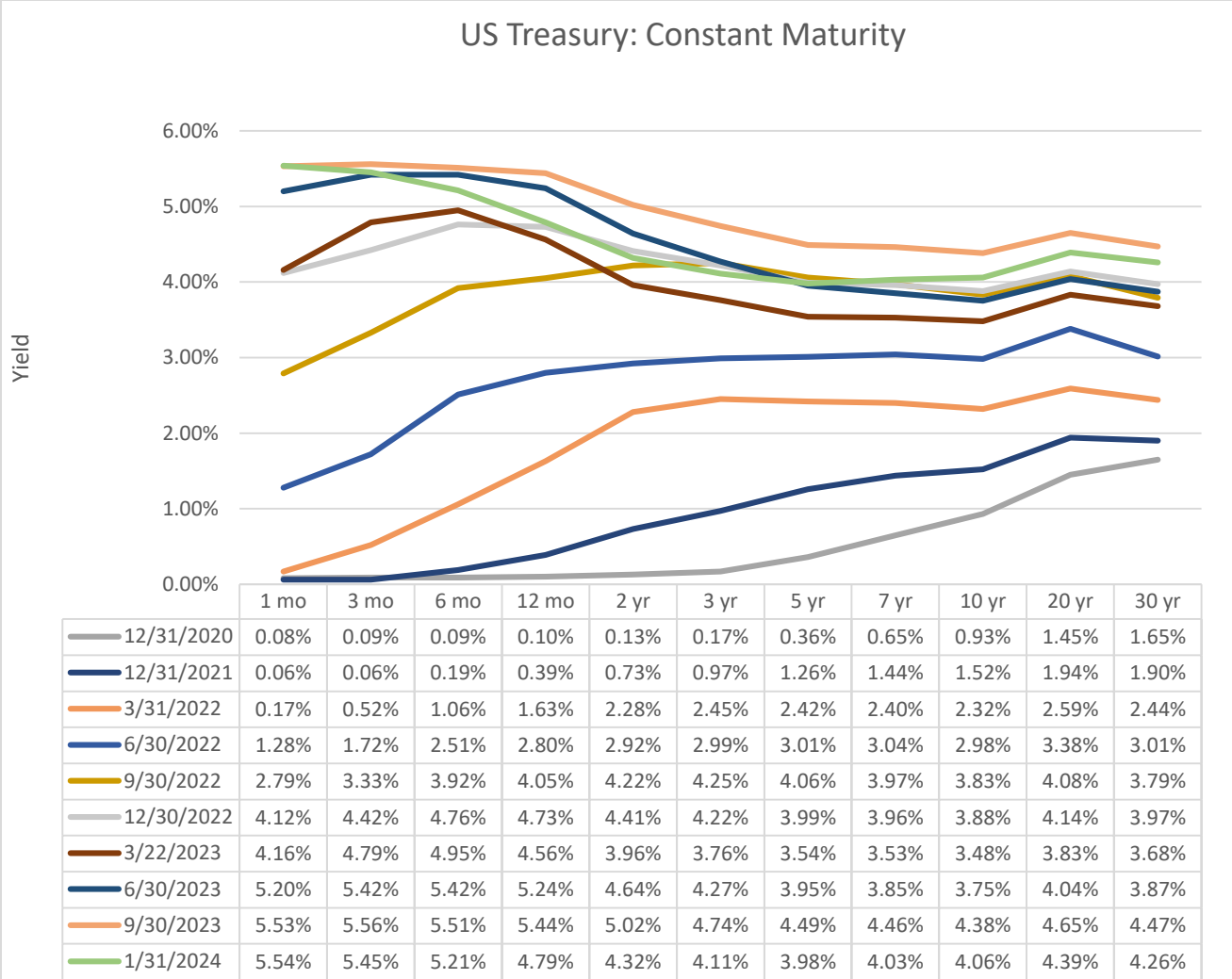


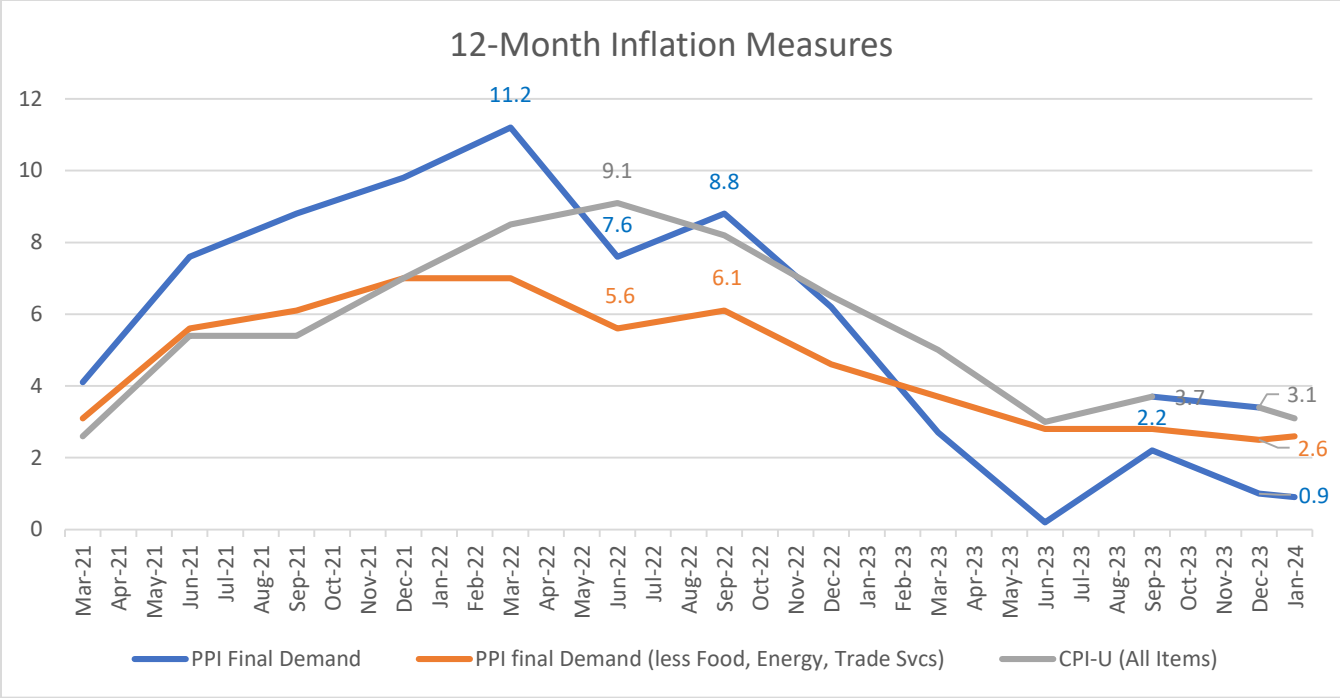
General Fund  
Revenue Budget Summary

GENERAL FUND REVENUES

Favorable (Unfavorable)

	DESCRIPTION	2022	2023	2023	2024	2024	2024 Act v Bud		2024 YTD vs. PY		
		ACTUAL	BUDGET	YTD DEC	BUDGET	ACTUAL	\$	%	2023 YTD	\$ Chg	% Chg
100-48300-55	PROP SALES-AUCTION PROCEEDS	-	-	-	-	-	-	-	-	-	-
100-48400-00	INS./FEMA / CLAIM RECOVERY	-	-	1,313	-	-	1,313	-	1,313	-	0.0%
100-48410-00	WORKERS COMP-RETURN PREMIUM	-	-	13,514	10,000	-	13,514	-	13,514	-	0.0%
100-48415-00	RESTITUTION-DAMAGES	7,690	2,000	5,539	3,000	552	3,539	176.9%	5,539	-	0.0%
100-48420-00	INSURANCE DIVIDEND	10,878	12,137	51,535	29,193	-	39,398	324.6%	51,535	-	0.0%
100-48425-00	WORKERS COMP-REIMBURSEMENT	-	-	18,779	-	-	18,779	-	18,779	-	0.0%
100-48430-00	INSURANCE-REIMBURSEMENT	-	-	1,000	-	-	-	-	-	-	-
100-48442-00	RADON KIT SALES	-	-	-	-	-	-	-	-	-	-
100-48500-55	DONATIONS-PARKS-DOG PARK	125	-	-	-	-	-	-	-	-	-
100-48520-55	DONATIONS-PARK & REC	1,500	-	-	-	-	-	-	-	-	-
100-48535-00	P CARD REBATE REVENUE	29,227	31,500	28,971	30,000	-	(2,529)	(8.0%)	28,971	-	0.0%
100-48545-00	DONATION-GENERAL	-	-	-	-	-	-	-	-	-	-
100-48546-55	MISC GRANT INCOME	8,000	53,500	87,043	-	-	33,543	62.7%	87,043	-	0.0%
100-48600-00	MISC REVENUE-NON RECURRING	2,331	3,600	2,155	-	-	(1,445)	(40.2%)	2,155	-	0.0%
100-48700-00	WATER UTILITY TAXES	344,406	353,500	353,500	350,000	-	-	0.0%	353,500	-	0.0%
	<b>TOTAL MISC REVENUE</b>	<b>595,927</b>	<b>510,570</b>	<b>1,382,957</b>	<b>979,930</b>	<b>71,825</b>	<b>871,386</b>	<b>170.7%</b>	<b>1,381,957</b>	<b>-</b>	<b>0.0%</b>
	<b>OTHER FINANCING SOURCES</b>										
100-49260-00	TRANSFER FROM 610 WATER	8,000	8,100	8,500	8,500	-	400	4.9%	8,500	-	0.0%
100-49261-00	TRANSFER FROM 620 WASTEWATER	12,000	12,500	12,500	12,500	-	-	0.0%	12,500	-	0.0%
100-49262-00	TRANSFER FROM 440 TID 4	-	-	-	-	-	-	-	-	-	-
100-49264-00	TRANSFER FROM 200 CABLE TV	-	-	-	-	-	-	-	-	-	-
100-49265-00	TRANSFER FROM 630 STORMWATER	8,500	8,500	8,500	8,500	-	-	0.0%	8,500	-	0.0%
100-49266-00	GIS TRANSFER-UTILITIES	15,720	15,000	18,974	16,260	-	3,974	26.5%	18,974	-	0.0%
100-49267-00	TRANSFER FROM 208 PARKING	35,000	35,350	35,350	35,350	-	-	0.0%	35,350	-	0.0%
100-49269-00	TRANSFER FROM 250 FORESTRY	-	-	-	-	-	-	-	-	-	-
100-49270-00	TRANSFER FROM 446 TID 6	-	-	-	-	-	-	-	-	-	-
100-49275-00	TRANSFER FROM 205 27TH PAYROLL	-	-	-	-	-	-	-	-	-	-
100-49280-00	TRANSFER FROM 260 SICK LEAVE	-	-	-	-	-	-	-	-	-	-
100-49285-00	TRANSFER FROM 900 CDA	-	-	91,383	-	-	91,383	-	91,383	-	0.0%
100-49290-00	TRANSFER IN FROM OTHER FUNDS	5,533	1,000	5,000	-	-	4,000	400.0%	5,000	-	0.0%
100-49291-00	TRANSFER FROM 450 CIP	-	-	-	-	-	-	-	-	-	-
100-49295-00	TRANSFER FROM 248 PARK & REC	14,922	-	-	-	-	-	-	-	-	-
100-49300-00	FUND BALANCE APPLIED	-	151,759	-	57,000	-	(151,759)	(100.0%)	-	-	-
	<b>TOTAL OTHER FINANCING SOURCES</b>	<b>99,675</b>	<b>232,209</b>	<b>180,207</b>	<b>138,110</b>	<b>-</b>	<b>(52,002)</b>	<b>(22.4%)</b>	<b>180,207</b>	<b>-</b>	<b>0.0%</b>
	<b>TOTAL GEN FUND REVENUES</b>	<b>10,384,446</b>	<b>11,662,737</b>	<b>12,406,401</b>	<b>12,421,525</b>	<b>302,319</b>	<b>742,664</b>	<b>6.4%</b>	<b>12,405,401</b>	<b>-</b>	<b>0.0%</b>







**GENERAL FUND REVENUES**

SEC #	DESCRIPTION	2021 ACTUAL	2022 ACTUAL	2023 BUDGET	2023 YTD DEC	% of BUDGET
41000	TOTAL TAXES	4,168,282	4,624,990	6,000,736	6,068,135	101%
42000	TOTAL SPECIAL ASSESSEMENTS	1,452	150	500	138	28%
43000	TOTAL INTERGOVT REVENUES	4,470,390	4,590,742	4,401,936	4,276,883	97%
44000	TOTAL LICENSES & PERMITS	130,500	89,048	73,975	167,690	227%
45000	TOTAL FINES, FORTFEIT - PENALTIES	288,595	296,072	335,900	250,979	75%
46000	TOTAL PUBLIC CHARGES FOR SVCS	82,850	87,843	106,911	79,413	74%
48000	TOTAL MISC REVENUE	389,500	595,927	510,570	1,382,957	271%
49000	TOTAL OTHER FINANCING SOURCES	726,788	99,675	232,209	180,207	78%
<b>TOTAL:</b>		<b>10,258,356</b>	<b>10,384,446</b>	<b>11,662,737</b>	<b>12,406,401</b>	<b>106%</b>

Favorable (Unfavorable)

2023 Act v Bud		2023 YTD vs. PY		
\$ Chg	% Chg	2022 YTD	\$ Chg	% Chg
67,399	1.1%	4,624,990	1,443,145	31.2%
(363)	(72.5%)	150	(13)	(8.3%)
(125,053)	(2.8%)	4,590,742	(313,859)	(6.8%)
93,715	126.7%	89,048	78,643	88.3%
(84,921)	(25.3%)	296,072	(45,093)	(15.2%)
(27,498)	(25.7%)	87,843	(8,430)	(9.6%)
872,386	170.9%	595,927	787,030	132.1%
(52,002)	(22.4%)	99,675	80,532	80.8%
<b>743,664</b>	<b>6%</b>	<b>10,384,446</b>	<b>2,021,956</b>	<b>19%</b>

**GENERAL FUND EXPENDITURE SUMMARY**

SEC #	DESCRIPTION	2021 ACTUAL	2022 ACTUAL	2023 BUDGET	2023 YTD DEC	% of BUDGET
1	ADMINISTRATION	1,506,985	1,736,296	1,733,263	1,716,192	99%
2	PUBLIC SAFETY	3,692,835	3,566,454	3,846,148	3,930,749	102%
3	PUBLIC WORKS	1,089,725	1,139,541	1,131,535	1,210,369	107%
4	PARKS AND RECREATION	739,409	724,655	710,607	681,947	96%
5	NEIGHBORHOOD SVC/PLANNING	338,309	309,932	306,784	352,908	115%
6	TRANSFERS	2,891,093	2,540,798	3,934,400	3,995,638	102%
7	CONTINGENCIES	0	0	0	41,800	#DIV/0!
<b>TOTAL</b>		<b>10,258,356</b>	<b>10,017,677</b>	<b>11,662,737</b>	<b>11,929,602</b>	<b>102%</b>

2023 Act v Bud		2023 YTD vs. PY		
\$ Chg	% Chg	2022 YTD	\$ Chg	% Chg
17,071	1.0%	1,736,296	20,104	1.2%
(84,602)	(2.2%)	3,566,454	(364,295)	(10.2%)
(78,834)	(7.0%)	1,139,541	(70,828)	(6.2%)
28,660	4.0%	724,655	42,708	5.9%
(46,123)	(15.0%)	309,932	(42,976)	(13.9%)
(61,238)	(1.6%)	2,540,798	(1,454,839)	(57.3%)
(41,800)	-	0	(41,800)	
<b>(266,865)</b>	<b>(2.3%)</b>	<b>10,017,677</b>	<b>(1,911,925)</b>	<b>(19%)</b>

Net Surplus / (Deficit)                    -            366,768                    -            476,799

366,768            (110,031)





**GENERAL FUND EXPENDITURE GROUPINGS**

SEC #	DESCRIPTION	2021 ACTUAL	2022 ACTUAL	2023 BUDGET	2023 YTD DEC	% of BUDGET	2023 Act v Bud		2023 YTD vs. PY			
							\$ Chg	% Chg	2022 YTD	\$ Chg	% Chg	
51100	Total Legislative Support	128,586	263,085	225,511	233,103	103%	1	(7,592)	(3.4%)	263,085	29,982	11.4%
51110	Total Contingencies	-	-	-	41,800		7	(41,800)	-	0	(41,800)	
51200	Total Court	73,008	81,915	84,544	85,807	101%	1	(1,263)	(1.5%)	81,915	(3,892)	(4.8%)
51300	Total Legal	71,392	72,901	74,591	77,327	104%	1	(2,736)	(3.7%)	72,901	(4,426)	(6.1%)
51400	Total General Administration	367,223	426,841	405,948	369,760	91%	1	36,188	8.9%	426,841	57,082	13.4%
51450	Total Information Technology	84,566	65,345	92,863	114,144	123%	1	(21,282)	(22.9%)	65,345	(48,800)	(74.7%)
51500	Total Financial Administration	204,517	215,000	235,333	229,703	98%	1	5,630	2.4%	215,000	(14,703)	(6.8%)
51540	Total Insurance/Risk Mgt.	96,213	105,745	113,147	83,981	74%	1	29,166	25.8%	105,745	21,764	20.6%
51600	Total Facilities Maintenance	423,727	449,597	446,266	467,311	105%	1	(21,045)	(4.7%)	449,597	(17,714)	(3.9%)
52100	Total Police Administration	651,833	709,476	726,491	799,470	110%	2	(72,979)	(10.0%)	709,476	(89,993)	(12.7%)
52110	Total Police Patrol	2,000,917	1,914,817	2,078,925	2,081,842	100%	2	(2,917)	(0.1%)	1,914,817	(167,025)	(8.7%)
52120	Total Police Investigation	491,910	419,193	434,233	523,869	121%	2	(89,636)	(20.6%)	419,193	(104,676)	(25.0%)
52130	Total Crossing Guard	-	-	-	-		2	0	-	0	0	
52140	Total Comm Service Program	30,821	32,429	40,797	33,068	81%	2	7,730	18.9%	32,429	(638)	(2.0%)
52200	Total Fire Department	-	-	-	-		2	0	-	0	0	
52210	Total Crash Crew	-	-	-	-		2	0	-	0	0	
52300	Total Rescue Service (Amb.)	-	-	-	-		2	0	-	0	0	
52400	Total Neighbor Svcs & Planning	338,309	309,932	306,784	352,908	115%	5	(46,123)	(15.0%)	309,932	(42,976)	(13.9%)
52500	Total Emergency Preparedness	5,882	10,971	9,841	9,330	95%	2	512	5.2%	10,971	1,641	15.0%
52600	Total Communications/Dispatch	511,472	479,568	555,861	483,172	87%	2	72,689	13.1%	479,568	(3,604)	(0.8%)
53100	Total Public Works Administration	47,491	45,026	51,387	48,094	94%	3	3,293	6.4%	45,026	(3,069)	(6.8%)
53230	Total Shop/Fleet Operations	165,955	210,224	174,542	235,241	135%	3	(60,698)	(34.8%)	210,224	(25,016)	(11.9%)
53270	Total Parks Maintenance	265,362	224,661	279,011	233,505	84%	4	45,506	16.3%	224,661	(8,844)	(3.9%)
53300	Total Street Maintenance	515,341	527,315	561,420	537,010	96%	3	24,410	4.3%	527,315	(9,695)	(1.8%)
53320	Total Snow & Ice	148,942	106,517	151,704	124,607	82%	3	27,096	17.9%	106,517	(18,090)	(17.0%)
53420	Total Street Lights	211,996	250,459	192,483	265,417	138%	3	(72,934)	(37.9%)	250,459	(14,957)	(6.0%)
55111	Total Young Library Building	57,753	55,867	55,061	55,057	100%	1	4	0.0%	55,867	811	1.5%
55200	Total Parks Administration	46,490	48,615	92,242	102,091	111%	4	(9,848)	(10.7%)	48,615	(53,476)	(110.0%)
55210	Total Recreation Administration	206,550	257,934	-	-		4	0	-	257,934	257,934	100.0%
55300	Total Recreation Programs	7,014	3,393	-	1,055		4	(1,055)	-	3,393	2,338	68.9%
55310	Total Senior Citizen's Program	56,491	-	-	-		4	0	-	0	0	
55320	Total Community Events	4,500	12,052	9,595	15,538	162%	4	(5,943)	(61.9%)	12,052	(3,485)	(28.9%)
55330	Total Comm. Based-Coop Projects	153,000	178,000	329,759	329,759	100%	4	0	0.0%	178,000	(151,759)	(85.3%)
59220	Total Transfers to Other Funds	1,745,442	1,297,705	1,418,180	1,418,180	100%	6	(0)	(0.0%)	1,297,705	(120,475)	(9.3%)
59230	Total Transfer to Debt Service Fund	942,883	1,043,530	1,257,105	1,318,343	105%	6	(61,238)	(4.9%)	1,043,530	(274,813)	(26.3%)
59240	Total Transfers to Fire Department	202,768	199,564	1,258,615	1,258,615	100%	6	0	0.0%	199,564	(1,059,051)	(530.7%)
59240	Total Transfers to Special Funds	-	46,991	500	500	100%		0	0.0%	46,991	46,491	98.9%
	<b>Grand Totals</b>	<b>10,258,356</b>	<b>10,017,677</b>	<b>11,662,737</b>	<b>11,929,602</b>	<b>102%</b>		<b>(266,865)</b>	<b>(2.3%)</b>	<b>10,017,677</b>	<b>(1,911,925)</b>	<b>(19%)</b>



General Fund  
Revenue Budget Summary

GENERAL FUND REVENUES

Favorable (Unfavorable)

	DESCRIPTION	2021 ACTUAL	2022 ACTUAL	2023 BUDGET	2023 YTD DEC	2023 Act v Bud		2023 YTD vs. PY			
						\$	%	2022 YTD	\$ Chg	% Chg	
<b>TAXES</b>											
100-41110-00	LOCAL TAX LEVY	3,133,033	3,154,970	4,499,748	4,499,748	0	0.0%	3,154,970	1,344,778	42.6%	
100-41111-00	DEBT SERVICE TAX LEVY	946,352	1,045,965	1,257,105	1,257,105	-	0.0%	1,045,965	211,140	20.2%	
100-41112-00	OMITTED PROPERTY TAXES	-	-	-	-	-	-	-	-	-	
100-41113-00	RESCINDED TAXES-REAL ESTATE	-	6,611	-	2,625	2,625	-	6,611	(3,986)	(60.3%)	
100-41114-00	USE VALUE PENALTY	546	-	500	-	(500)	(100.0%)	-	-	-	
100-41140-00	MOBILE HOME FEES	38,885	57,754	25,000	41,587	16,587	66.3%	57,754	(16,167)	(28.0%)	
100-41210-00	ROOM TAX-GROSS AMOUNT	192,583	233,465	190,000	185,779	(4,222)	(2.2%)	233,465	(47,687)	(20.4%)	
100-41320-00	IN LIEU-UNIV GARDEN & WW MANOR	27,733	120,606	27,733	27,820	87	0.3%	120,606	(92,787)	(76.9%)	
100-41800-00	INTEREST ON TAXES	744	5,620	650	32,372	31,722	4880.3%	5,620	26,752	476.0%	
	<b>TOTAL TAXES</b>	<b>4,339,875</b>	<b>4,624,990</b>	<b>6,000,736</b>	<b>6,068,135</b>	<b>67,399</b>	<b>1.1%</b>	<b>4,624,990</b>	<b>1,443,145</b>	<b>31.2%</b>	
<b>SPECIAL ASSESSMENTS</b>											
100-42010-00	INTEREST ON SP ASSESS.	53	-	-	-	-	-	-	-	-	
100-42100-61	WATER MAINS	-	-	-	-	-	-	-	-	-	
100-42200-62	SEWER MAINS & LATERALS	316	-	-	-	-	-	-	-	-	
100-42300-53	ST CONST. - PAVING	-	-	-	-	-	-	-	-	-	
100-42310-53	CURB & GUTTER	58	-	-	-	-	-	-	-	-	
100-42320-53	SIDEWALKS	32	-	-	-	-	-	-	-	-	
100-42350-53	TRAFFIC SIGNAL	-	-	-	-	-	-	-	-	-	
100-42400-53	SNOW REMOVAL	1,675	150	500	-	(500)	(100.0%)	150	(150)	(100.0%)	
100-42500-53	FAILURE TO MOW FINES	1,175	-	-	138	138	-	-	138	-	
100-42550-53	EQUIPMENT USED-DPW	-	-	-	-	-	-	-	-	-	
	<b>TOTAL SPECIAL ASSESSEMENTS</b>	<b>3,308</b>	<b>150</b>	<b>500</b>	<b>138</b>	<b>(363)</b>	<b>(72.5%)</b>	<b>150</b>	<b>(13)</b>	<b>(8.3%)</b>	
<b>INTERGOVERNMENTAL REVENUES</b>											
100-43344-00	EXPENDITURE RESTRAINT PROG	71,382	63,331	53,306	53,306	-	0.0%	63,331	(10,025)	(15.8%)	
100-43410-00	SHARED REVENUE-UTILITY	422,541	397,001	396,241	395,596	(645)	(0.2%)	397,001	(1,405)	(0.4%)	
100-43420-00	SHARED REVENUE-BASE	2,836,783	2,836,846	2,836,844	2,836,844	-	0.0%	2,836,846	(2)	(0.0%)	
100-43507-52	POLICE-MISC SAFETY GRANTS	6,841	8,013	500	4,164	3,664	732.9%	8,013	(3,848)	(48.0%)	
100-43510-00	FEDERAL/STATE GRANTS-REIMBURSE	-	-	-	-	-	-	-	-	-	
100-43520-52	LAW ENFORCEMENT TRNG REIMBURSE	-	-	-	8,103	8,103	-	-	8,103	-	
100-43530-53	TRANSPORTATION AIDS	625,414	576,591	572,016	572,087	71	0.0%	576,591	(4,504)	(0.8%)	
100-43531-52	STATE GRANT--PUBLIC SAFETY	-	9,356	-	38,060	38,060	-	9,356	28,704	306.8%	
100-43540-52	UNIVERSITY-LEASE-PARKING	45,000	45,000	45,000	45,000	-	0.0%	45,000	-	0.0%	
100-43550-52	MOU-DISPATCH SERVICE	170,491	178,963	179,292	-	(179,292)	(100.0%)	178,963	(178,963)	(100.0%)	
100-43610-52	PMS-PAYMENT FOR MUNICIPAL SVCS	279,097	329,598	205,881	192,781	(13,100)	(6.4%)	329,598	(136,817)	(41.5%)	
100-43663-52	2% FIRE DUES-ST OF WISC	29,711	32,121	-	-	-	-	32,121	(32,121)	(100.0%)	
100-43670-60	EXEMPT COMPUTER AID-FR STATE	5,587	5,846	5,846	16,330	10,485	179.4%	5,846	10,485	179.4%	
100-43670-61	PERSONAL PROPERTY AID	31,433	35,656	35,656	43,214	7,559	21.2%	35,656	7,559	21.2%	
100-43745-52	WUSD-JUVENILE OFFICIER	58,228	65,117	64,500	65,211	711	1.1%	65,117	94	0.1%	
100-43750-52	DRUG GRANT REIMBURSEMENT	-	-	-	94	94	-	-	94	-	
100-43760-00	WEIGHTS & MEASURES RECOVERY	2,800	3,408	2,800	1,583	(1,217)	(43.4%)	3,408	(1,824)	(53.5%)	
100-43765-00	REIMB-HIST SOC-DEPOT-EL/GAS	1,571	1,416	1,575	2,029	454	28.8%	1,416	613	43.3%	
100-43767-52	REIMB-BADGERNET-FORT ATKINSON	2,480	2,480	2,480	2,480	-	0.0%	2,480	-	0.0%	
100-43775-52	FEDERAL EXCISE TAX REIMB	-	-	-	-	-	-	-	-	-	
	<b>TOTAL INTERGOVT REVENUES</b>	<b>4,589,357</b>	<b>4,590,742</b>	<b>4,401,936</b>	<b>4,276,883</b>	<b>(125,053)</b>	<b>(2.8%)</b>	<b>4,590,742</b>	<b>(313,859)</b>	<b>(6.8%)</b>	



General Fund  
Revenue Budget Summary

GENERAL FUND REVENUES

Favorable (Unfavorable)

	DESCRIPTION	2021 ACTUAL	2022 ACTUAL	2023 BUDGET	2023 YTD DEC	2023 Act v Bud		2023 YTD vs. PY			
						\$	%	2022 YTD	\$ Chg	% Chg	
<b>LICENSES &amp; PERMITS</b>											
100-44110-51	Liquor & Beer	18,400	18,608	16,100	18,858	2,758	17.1%	18,608	250	1.3%	
100-44120-51	CIGARETTE	1,350	1,540	1,200	1,300	100	8.3%	1,540	(240)	(15.6%)	
100-44122-51	BEVERAGE OPERATORS	4,360	3,020	3,600	3,515	(85)	(2.4%)	3,020	495	16.4%	
100-44200-51	MISC. LICENSES	1,725	2,233	2,000	2,873	873	43.7%	2,233	640	28.7%	
100-44300-53	BLDG/ZONING PERMITS	94,149	42,537	34,725	110,560	75,835	218.4%	42,537	68,023	159.9%	
100-44310-53	ELECTRICAL PERMITS	8,752	6,911	5,550	9,298	3,748	67.5%	6,911	2,387	34.5%	
100-44320-53	PLUMBING PERMITS	12,059	7,785	5,775	9,396	3,621	62.7%	7,785	1,610	20.7%	
100-44330-53	HVAC PERMITS	5,646	4,668	3,225	7,216	3,991	123.7%	4,668	2,548	54.6%	
100-44340-53	STREET OPENING PERMITS	250	100	200	200	-	0.0%	100	100	100.0%	
100-44350-53	SIGN PERMITS	1,703	952	1,200	1,310	110	9.2%	952	358	37.6%	
100-44370-51	WATERFOWL PERMITS	-	-	-	320	320	-	-	320	-	
100-44900-51	MISC PERMITS	423	695	400	2,845	2,445	611.3%	695	2,150	309.4%	
	<b>TOTAL LICENSES &amp; PERMITS</b>	<b>148,817</b>	<b>89,048</b>	<b>73,975</b>	<b>167,690</b>	<b>93,715</b>	<b>126.7%</b>	<b>89,048</b>	<b>78,643</b>	<b>88.3%</b>	
<b>FINES, FORFEITURES - PENALTIES</b>											
100-45110-52	ORDINANCE VIOLATIONS	216,906	234,661	216,600	179,505	(37,095)	(17.1%)	234,661	(55,156)	(23.5%)	
100-45113-52	MISC COURT RESEARCH FEE	285	360	200	200	-	0.0%	360	(160)	(44.4%)	
100-45114-52	VIOLATIONS PAID-OTHER AGENCIES	-	(200)	-	520	520	-	(200)	720	(360.0%)	
100-45130-52	PARKING VIOLATIONS	64,364	52,826	115,100	58,224	(56,876)	(49.4%)	52,826	5,398	10.2%	
100-45135-53	REFUSE/RECYCLING TOTER FINES	5,750	7,125	3,000	9,550	6,550	218.3%	7,125	2,425	34.0%	
100-45145-53	RE-INSPECTION FINES	8,050	1,300	1,000	2,980	1,980	198.0%	1,300	1,680	129.2%	
	<b>TOTAL FINES, FORTFEIT - PENALTIES</b>	<b>295,355</b>	<b>296,072</b>	<b>335,900</b>	<b>250,979</b>	<b>(84,921)</b>	<b>(25.3%)</b>	<b>296,072</b>	<b>(45,093)</b>	<b>(15.2%)</b>	
<b>PUBLIC CHARGES FOR SERVICES</b>											
100-46110-51	CLERK	-	-	-	-	-	-	-	-	-	
100-46120-51	TREASURER	4,625	4,500	4,300	3,935	(365)	(8.5%)	4,500	(565)	(12.6%)	
100-46210-52	POLICE-DISPATCH-MOU-UNIV	42,120	41,520	55,611	-	(55,611)	(100.0%)	41,520	(41,520)	(100.0%)	
100-46220-52	FALSE ALARM FINES	2,550	750	1,800	2,100	300	16.7%	750	1,350	180.0%	
100-46230-52	AMBULANCE	(8,640)	12,174	-	-	-	-	12,174	(12,174)	(100.0%)	
100-46240-52	CRASH CALLS	-	164	-	-	-	-	164	(164)	(100.0%)	
100-46310-53	DPW MISC REVENUE	13,526	9,853	27,600	47,298	19,698	71.4%	9,853	37,444	380.0%	
100-46311-53	SALE OF MATERIALS	10	202	-	2	2	-	202	(200)	(99.0%)	
100-46312-51	MISC DEPT EARNINGS	1,435	100	1,300	-	(1,300)	(100.0%)	100	(100)	(100.0%)	
100-46320-53	SAND & SALT CHARGES	1,433	1,056	4,700	-	(4,700)	(100.0%)	1,056	(1,056)	(100.0%)	
100-46350-51	CITY PLANNER-SERVICES	-	135	800	360	(440)	(55.0%)	135	225	166.7%	
100-46450-52	SPECIAL EVENTS-POLICE/DPW	-	-	-	-	-	-	-	-	-	
100-46733-55	SR CITZ OFFSET	803	-	-	-	-	-	-	-	-	
100-46736-55	ATTRACTION TICKETS	42	-	-	-	-	-	-	-	-	
100-46743-51	FACILITY RENTALS	10,710	17,289	10,700	25,683	14,983	140.0%	17,289	8,395	48.6%	
100-46746-55	SPECIAL EVENT FEES	125	100	100	35	(65)	(65.0%)	100	(65)	(65.0%)	
	<b>TOTAL PUBLIC CHARGES FOR SVCS</b>	<b>68,739</b>	<b>87,843</b>	<b>106,911</b>	<b>79,413</b>	<b>(27,498)</b>	<b>(25.7%)</b>	<b>87,843</b>	<b>(8,430)</b>	<b>(9.6%)</b>	
<b>MISC. REVENUES</b>											
100-48100-00	INTEREST INCOME	6,396	179,090	49,533	814,758	765,225	1544.9%	179,090	635,668	354.9%	
100-48200-00	LONG TERM RENTALS	4,800	4,800	4,800	4,800	-	0.0%	4,800	-	0.0%	
100-48220-55	DEPOSITS-FORFEITED	-	380	-	50	50	-	380	(330)	(86.8%)	



General Fund  
Revenue Budget Summary

GENERAL FUND REVENUES

Favorable (Unfavorable)

	DESCRIPTION	2021 ACTUAL	2022 ACTUAL	2023 BUDGET	2023 YTD DEC	2023 Act v Bud		2023 YTD vs. PY		
						\$	%	2022 YTD	\$ Chg	% Chg
100-48300-00	OTHER PROP/EASEMENT SALES	-	7,500	-	-	-	-	7,500	(7,500)	(100.0%)
100-48300-55	PROP SALES-AUCTION PROCEEDS	-	-	-	-	-	-	-	-	-
100-48400-00	INS./FEMA / CLAIM RECOVERY	446	-	-	1,313	1,313	-	-	1,313	-
100-48410-00	WORKERS COMP-RETURN PREMIUM	-	-	-	13,514	13,514	-	-	13,514	-
100-48415-00	RESTITUTION-DAMAGES	1,121	7,690	2,000	5,539	3,539	176.9%	7,690	(2,151)	(28.0%)
100-48420-00	INSURANCE DIVIDEND	50,436	10,878	12,137	51,535	39,398	324.6%	10,878	40,657	373.8%
100-48425-00	WORKERS COMP-REIMBURSEMENT	-	-	-	18,779	18,779	-	-	18,779	-
100-48430-00	INSURANCE-REIMBURSEMENT	-	-	-	1,000	-	-	-	-	-
100-48442-00	RADON KIT SALES	-	-	-	-	-	-	-	-	-
100-48500-55	DONATIONS-PARKS-DOG PARK	-	125	-	-	-	-	125	(125)	(100.0%)
100-48520-55	DONATIONS-PARK & REC	-	1,500	-	-	-	-	1,500	(1,500)	(100.0%)
100-48535-00	P CARD REBATE REVENUE	33,761	29,227	31,500	28,971	(2,529)	(8.0%)	29,227	(256)	(0.9%)
100-48545-00	DONATION-GENERAL	-	-	-	-	-	-	-	-	-
100-48546-55	MISC GRANT INCOME	7,000	8,000	53,500	87,043	33,543	62.7%	8,000	79,043	988.0%
100-48600-00	MISC REVENUE-NON RECURRING	1,262	2,331	3,600	2,155	(1,445)	(40.2%)	2,331	(176)	(7.6%)
100-48700-00	WATER UTILITY TAXES	357,531	344,406	353,500	353,500	-	0.0%	344,406	9,094	2.6%
	<b>TOTAL MISC REVENUE</b>	<b>462,753</b>	<b>595,927</b>	<b>510,570</b>	<b>1,382,957</b>	<b>871,386</b>	<b>170.7%</b>	<b>595,927</b>	<b>786,030</b>	<b>131.9%</b>
	<b>OTHER FINANCING SOURCES</b>									
100-49260-00	TRANSFER FROM 610 WATER	8,000	8,000	8,100	8,500	400	4.9%	8,000	500	6.3%
100-49261-00	TRANSFER FROM 620 WASTEWATER	12,000	12,000	12,500	12,500	-	0.0%	12,000	500	4.2%
100-49262-00	TRANSFER FROM 440 TID 4	-	-	-	-	-	-	-	-	-
100-49264-00	TRANSFER FROM 200 CABLE TV	-	-	-	-	-	-	-	-	-
100-49265-00	TRANSFER FROM 630 STORMWATER	8,500	8,500	8,500	8,500	-	0.0%	8,500	-	0.0%
100-49266-00	GIS TRANSFER-UTILITIES	12,340	15,720	15,000	18,974	3,974	26.5%	15,720	3,254	20.7%
100-49267-00	TRANSFER FROM 208 PARKING	35,927	35,000	35,350	35,350	-	0.0%	35,000	350	1.0%
100-49269-00	TRANSFER FROM 250 FORESTRY	-	-	-	-	-	-	-	-	-
100-49270-00	TRANSFER FROM 446 TID 6	-	-	-	-	-	-	-	-	-
100-49275-00	TRANSFER FROM 205 27TH PAYROLL	-	-	-	-	-	-	-	-	-
100-49280-00	TRANSFER FROM 260 SICK LEAVE	-	-	-	-	-	-	-	-	-
100-49285-00	TRANSFER FROM 900 CDA	-	-	-	91,383	91,383	-	-	91,383	-
100-49290-00	TRANSFER IN FROM OTHER FUNDS	319,073	5,533	1,000	5,000	4,000	400.0%	5,533	(533)	(9.6%)
100-49291-00	TRANSFER FROM 450 CIP	-	-	-	-	-	-	-	-	-
100-49295-00	TRANSFER FROM 248 PARK & REC	-	14,922	-	-	-	-	14,922	(14,922)	(100.0%)
100-49300-00	FUND BALANCE APPLIED	-	-	151,759	-	(151,759)	(100.0%)	-	-	-
	<b>TOTAL OTHER FINANCING SOURCES</b>	<b>395,840</b>	<b>99,675</b>	<b>232,209</b>	<b>180,207</b>	<b>(52,002)</b>	<b>(22.4%)</b>	<b>99,675</b>	<b>80,532</b>	<b>80.8%</b>
	<b>TOTAL GEN FUND REVENUES</b>	<b>10,304,042</b>	<b>10,384,446</b>	<b>11,662,737</b>	<b>12,406,401</b>	<b>742,664</b>	<b>6.4%</b>	<b>10,384,446</b>	<b>2,020,956</b>	<b>19.5%</b>

CITY OF WHITEWATER

NOTICE OF CLAIM

Name: Jake Jankowski  
Address: 624 N Jackson St  
Elkhorn WI  
Phone: 262-379-0850

Incident/Accident Information  
Date: 1-23-24  
Time: 10:45 PM  
Place: Innovation Dr

CIRCUMSTANCES OF CLAIM

In the space below briefly describe the circumstances of your claim. (Attach additional sheets, if necessary.) For auto damages, attach a copy of police report, if any, and attach a diagram of the accident scene indicating north, south, east or west corners if the accident occurred at an intersection. For bodily injury, indicate nature of injury and whether or not medical attention was given and give the name of the physician. Also identify any witnesses to the incident/accident.

Traveling to work that evening. Road was a sheet of ice. Due to excess water from a recent construction on Innovation Dr. The ice at that location was 3-4in above the already icy road. I hit that ice "curb" at speed, completely unaware of its existence due to multiple factors. (night time, icy road, excess water). This caused body damage to my vehicle. Looking for compensation to fix damages

Signed: [Signature]

Date: 1-30-24

\*\*\*\*\*

CLAIM

(NOTE: You are not required to make a claim at this time. As long as you have filed the above Notice of Claim you may file a claim with the City/Village at any time consistent with the applicable statute of limitations. However, in order for the City/Village to formally accept or deny your claim at this time, the following claim must be completed and signed.)

The undersigned hereby makes a claim against the City/Village of arising out of the circumstances described above in the amount of \$ 500.00.

To process this claim it is necessary to detail all damages being sought.

Signed: [Signature]  
Address: 624 N. Jackson St Elkhorn WI 53121

Date: 1.30.24



# Kunes Country Collision Center

1145 East Geneva St, Delavan, WI 53115  
Phone: (262) 728-2894  
FAX: (262) 728-4091

Workfile ID: 89515  
PartsShare: 7M4; Item 4.  
Federal ID: 39-1279486  
State ID: n/a  
Federal EPA: WID023201880  
State EPA: WID023201880

## Estimate of Record

**Customer: JANKOWSKI, JACOB**

Written By: Tim Keithley, 1/29/2024 12:08:31 PM

Insured: JANKOWSKI, JACOB      Policy #: 0417905801      Claim #: 01007165517-1  
Type of Loss: Collision      Date of Loss: 1/24/2024 8:56 AM      Days to Repair: 5  
Point of Impact: 02 Right Front Pillar (Right Side)

**Owner:** JANKOWSKI, JACOB      **Inspection Location:** JANKOWSKI, JACOB      **Insurance Company:** AMERICAN FAMILY MUTUAL INSURANCE COMPANY, S.I.  
624 N JACKSON ST      624 N JACKSON ST      American Family Mutual In  
ELKHORN, WI 53121-1125      ELKHORN, WI 53121-1125      American Family - AF3  
(262) 379-0850 Cell      Home      (262) 379-0850 Cell

## VEHICLE

2018 MAZD CX-3 Grand Touring AWD 4D UTV 4-2.0L Gasoline Gasoline Direct Injection Whiteish Grey

VIN: JM1DKFD70J0322130      Interior Color:      Mileage In: 110,397      Vehicle Out:  
License: ARG9496      Exterior Color: Whiteish Grey      Mileage Out:  
State: WI      Production Date: 11/2017      Condition:      Job #:

### TRANSMISSION

Automatic Transmission  
4 Wheel Drive

### POWER

Power Steering  
Power Brakes  
Power Windows

Power Locks  
Power Mirrors  
Heated Mirrors

### DECOR

Dual Mirrors  
Tinted Glass  
Console/Storage  
Overhead Console

### CONVENIENCE

Air Conditioning

Intermittent Wipers  
Tilt Wheel  
Cruise Control  
Rear Defogger  
Keyless Entry  
Steering Wheel Touch Controls  
Rear Window Wiper  
Telescopic Wheel  
Climate Control  
Navigation System  
Backup Camera

### RADIO

AM Radio  
FM Radio  
Stereo  
Search/Seek  
CD Player

Auxiliary Audio Connection  
Premium Radio  
Satellite Radio

### SAFETY

Drivers Side Air Bag  
Passenger Air Bag  
Anti-Lock Brakes (4)  
4 Wheel Disc Brakes  
Traction Control  
Stability Control  
Front Side Impact Air Bags  
Head/Curtain Air Bags  
Hands Free Device  
Xenon or L.E.D. Headlamps  
Blind Spot Detection  
Heads Up Display

### ROOF

Electric Glass Sunroof

### SEATS

Bucket Seats  
Reclining/Lounge Seats  
Leather Seats  
Heated Seats

### WHEELS

Aluminum/Alloy Wheels

### PAINT

Clear Coat Paint

### OTHER

Fog Lamps  
Rear Spoiler  
Signal Integrated Mirrors

**Estimate of Record**

Item 4.

**Customer: JANKOWSKI, JACOB**

2018 MAZD CX-3 Grand Touring AWD 4D UTV 4-2.0L Gasoline Gasoline Direct Injection Whiteish Grey

Line	Oper	Description	Part Number	Qty	Extended Price \$	Labor	Paint
1		<b>FRONT BUMPER &amp; GRILLE</b>					
2		O/H front bumper				3.5	
3	** <>	Repl A/M CAPA Bumper cover	DF8G50031DBB	1	306.00	Incl.	3.4
4		Add for Clear Coat					1.4
5		Add for fog lamps				0.4	
6		Repl Under cover	DH4J5611Y	1	47.60	0.2	
7		R&I License bracket				0.2	
8		Repl Prep unprimed bumper		1			0.9
9		<b>FRONT LAMPS</b>					
10		R&I RT R&I headlamp assy				0.3	
11	*	Rpr RT Headlamp assy				<u>0.5</u>	
		Note: buff out scratches					
12		R&I LT R&I headlamp assy				0.3	
13		<b>HOOD</b>					
14	*	Rpr Hood (HSS)				<u>1.0</u>	2.6
15		Overlap Major Non-Adj. Panel					-0.2
16		Add for Clear Coat					0.5
17		<b>FENDER</b>					
18	**	Repl A/M RT Fender liner	D10E56130B	1	73.00	0.4	
19	*	Rpr RT Fender				<u>3.0</u>	2.0
20		Overlap Major Adj. Panel					-0.4
21		Add for Clear Coat					0.3
22	#	Refn Basecoat reduction					-0.2
23	**	Repl A/M CAPA RT Wheel opng mldg	D10E51W20C	1	92.00	0.4	
24		R&I LT Wheel opng mldg				0.4	
25		R&I LT Lower molding				Incl.	
26	#	Cover car		1	5.00		
27		R&I RT Lower molding				Incl.	
28		<b>VEHICLE DIAGNOSTICS</b>					
29	*	Subl Pre-repair scan		1	<u>120.00</u> X m		
30	*	Subl Other calibration operation		1	<u>19.00</u> X m		
		Note: VOLTAGE VALIDATION pre					
31	*	Subl Post-repair scan		1	<u>120.00</u> X m		
32	*	Subl Other calibration operation		1	<u>35.00</u> X m		
		Note: OEM LICENSED SOFTWARE ACCESS					
33	*	Subl Other calibration operation		1	<u>19.00</u> X m		
		Note: VOLTAGE VALIDATION post					
34	**	A/M Flex additive		1	5.00		
35	#	Subl Hazardous Waste		1	3.00		
<b>SUBTOTALS</b>					<b>844.60</b>	<b>10.6</b>	<b>10.3</b>



**Customer: JANKOWSKI, JACOB**

2018 MAZD CX-3 Grand Touring AWD 4D UTV 4-2.0L Gasoline Gasoline Direct Injection Whiteish Grey

**ESTIMATE TOTALS**

<b>Category</b>	<b>Basis</b>	<b>Rate</b>	<b>Cost \$</b>
Parts			531.60
Body Labor	10.6 hrs @	\$ 64.00 /hr	678.40
Paint Labor	10.3 hrs @	\$ 64.00 /hr	659.20
Paint Supplies	10.3 hrs @	\$ 42.00 /hr	432.60
Miscellaneous			313.00
Subtotal			2,614.80
Sales Tax	\$ 2,301.80 @	5.5000 %	126.60
<b>Grand Total</b>			<b>2,741.40</b>
Deductible			500.00
<b>CUSTOMER PAY</b>			<b>500.00</b>
<b>INSURANCE PAY</b>			<b>2,241.40</b>

THE INSURANCE COMPANY PROVIDING THIS ESTIMATE DOES NOT AUTHORIZE REPAIRS. AUTHORIZATION MUST COME FROM THE VEHICLE OWNER. ANY SUPPLEMENT(S) MUST HAVE PRIOR APPROVAL FROM A REPRESENTATIVE OF THE INSURANCE COMPANY PROVIDING THIS ESTIMATE.

AMERICAN FAMILY INSURANCE GROUP AND ITS AFFILIATES (PERMANENT GENERAL COMPANIES) DO NOT AUTHORIZE REPAIRS. AUTHORIZATION MUST COME FROM THE VEHICLE OWNER. ANY SUPPLEMENT(S) MUST HAVE PRIOR APPROVAL FROM A REPRESENTATIVE OF THIS COMPANY.

MOTOR VEHICLE REPAIR PRACTICES ARE REGULATED BY CHAPTER ATCP 132, WIS. ADM. CODE, ADMINISTERED BY THE BUREAU OF CONSUMER PROTECTION, WISCONSIN DEPT. OF AGRICULTURE, TRADE AND CONSUMER PROTECTION, P.O. BOX 8911, MADISON, WISCONSIN 53708-8911.

THIS ESTIMATE HAS BEEN PREPARED BASED ON THE USE OF ONE OR MORE REPLACEMENT PARTS SUPPLIED BY A SOURCE OTHER THAN THE MANUFACTURER OF YOUR MOTOR VEHICLE. WARRANTIES APPLICABLE TO THESE REPLACEMENT PARTS ARE PROVIDED BY THE MANUFACTURER OR DISTRIBUTOR OF THE REPLACEMENT PARTS RATHER THAN BY THE MANUFACTURER OF YOUR MOTOR VEHICLE.



**Customer: JANKOWSKI, JACOB**

2018 MAZD CX-3 Grand Touring AWD 4D UTV 4-2.0L Gasoline Gasoline Direct Injection Whiteish Grey

Estimate based on MOTOR CRASH ESTIMATING GUIDE and potentially other third party sources of data. Unless otherwise noted, (a) all items are derived from the Guide ARH5311, CCC Data Date 01/17/2024, and potentially other third party sources of data; and (b) the parts presented are OEM-parts. OEM parts are manufactured by or for the vehicle's Original Equipment Manufacturer (OEM) according to OEM's specifications for U.S. distribution. OEM parts are available at OE/Vehicle dealerships or the specified supplier. OPT OEM (Optional OEM) or ALT OEM (Alternative OEM) parts are OEM parts that may be provided by or through alternate sources other than the OEM vehicle dealerships with discounted pricing. Asterisk (\*) or Double Asterisk (\*\*) indicates that the parts and/or labor data provided by third party sources of data may have been modified or may have come from an alternate data source. Tilde sign (~) items indicate MOTOR Not-Included Labor operations. The symbol (<>) indicates the refinish operation WILL NOT be performed as a separate procedure from the other panels in the estimate. Non-Original Equipment Manufacturer aftermarket parts are described as Non OEM, A/M or NAGS. Used parts are described as LKQ, RCY, or USED. Reconditioned parts are described as Recond. Recored parts are described as Recore. NAGS Part Numbers and Benchmark Prices are provided by National Auto Glass Specifications. Labor operation times listed on the line with the NAGS information are MOTOR suggested labor operation times. NAGS labor operation times are not included. Pound sign (#) items indicate manual entries.

Some 2023 vehicles contain minor changes from the previous year. For those vehicles, prior to receiving updated data from the vehicle manufacturer, labor and parts data from the previous year may be used. The CCC ONE estimator has a list of applicable vehicles. Parts numbers and prices should be confirmed with the local dealership.

The following is a list of additional abbreviations or symbols that may be used to describe work to be done or parts to be repaired or replaced:

**SYMBOLS FOLLOWING PART PRICE:**

m=MOTOR Mechanical component. s=MOTOR Structural component. T=Miscellaneous Taxed charge category. X=Miscellaneous Non-Taxed charge category.

**SYMBOLS FOLLOWING LABOR:**

D=Diagnostic labor category. E=Electrical labor category. F=Frame labor category. G=Glass labor category. M=Mechanical labor category. S=Structural labor category. (numbers) 1 through 4=User Defined Labor Categories.

**OTHER SYMBOLS AND ABBREVIATIONS:**

Adj.=Adjacent. Algn.=Align. ALU=Aluminum. A/M=Aftermarket part. Blnd=Blend. BOR=Boron steel. CAPA=Certified Automotive Parts Association. D&R=Disconnect and Reconnect. HSS=High Strength Steel. HYD=Hydroformed Steel. Incl.=Included. LKQ=Like Kind and Quality. LT=Left. MAG=Magnesium. Non-Adj.=Non Adjacent. NSF=NSF International Certified Part. O/H=Overhaul. Qty=Quantity. Refn=Refinish. Repl=Replace. R&I=Remove and Install. R&R=Remove and Replace. Rpr=Repair. RT=Right. SAS=Sandwiched Steel. Sect=Section. Subl=Sublet. UHS=Ultra High Strength Steel. N=Note(s) associated with the estimate line.

CCC ONE Estimating - A product of CCC Intelligent Services Inc.

The following is a list of abbreviations that may be used in CCC ONE Estimating that are not part of the MOTOR CRASH ESTIMATING GUIDE:

BAR=Bureau of Automotive Repair. EPA=Environmental Protection Agency. NHTSA= National Highway Transportation and Safety Administration. PDR=Paintless Dent Repair. VIN=Vehicle Identification Number.

**Customer: JANKOWSKI, JACOB**

2018 MAZD CX-3 Grand Touring AWD 4D UTV 4-2.0L Gasoline Gasoline Direct Injection Whiteish Grey

**PARTS SUPPLIER LIST**

<b>Line</b>	<b>Supplier</b>	<b>Description</b>	<b>Price</b>
3	KSI Trading Corp. 5414A West Roosevelt Road Chicago IL 60644 (800) 244-2639	#6365421Q A/M CAPA Bumper cover Quote: 125721609 Expires: 02/05/24	\$ 306.00
6	Hall Cars 19809 W Bluemound Road Brookfield WI 53045	#DH4J5611Y Under cover Quote: 1753711744 Expires: 02/28/24	\$ 47.60
18	KSI Trading Corp. 5414A West Roosevelt Road Chicago IL 60644 (800) 244-2639	#6365141 A/M RT Fender liner Quote: 125722724 Expires: 02/05/24	\$ 73.00
23	KSI Trading Corp. 5414A West Roosevelt Road Chicago IL 60644 (800) 244-2639	#6365171Q A/M CAPA RT Wheel opng mldg Quote: 125722806 Expires: 02/05/24	\$ 92.00

## Memo

**To: Finance Committee**

**From: Jim Bergner**

**Re: Innovation Drive Investigation**

### **Investigation of Possible Main Break – Innovation Drive**

#### **Sunday, January 14**

During snow removal, the Water Department's on-call operator was called out on Sunday, January 14, for a possible break on Innovation Dr. Due to heavy snow and an extreme cold temperature, I allowed the operator to isolate the area by shutting down the main since no one would be affected by this action. If this procedure worked, we would then have a general idea where the break may be.

#### **Monday, January 15**

Crew members investigated the area and noted water was still flowing in the asphalt driveway approach with the addition of water filling the field to the north and east. Water was also noted east of the new building and an ice dam was beginning to form in the driveway approach. We checked the water service to the building for a possible leak but were unable to hear anything. We also ran chlorine and fluoride tests hoping that if the test results showed a residual we knew a break was there or close by. Due to the discolored water the test sample(s) had to be and were filtered to get an accurate result. Test results came back with no detection of chlorine or fluoride but water was still flowing under the ice that started to build up. My lead operator brought out equipment to remove the ice dam and also salted the area heavily. It was determined to call out a company who specializes in locating leaks.

#### **Thursday, January 18**

American Leak Locators arrived and were informed on the issue at hand and what the Water Department had already done. With the help of water department crew members, water main valves were opened to try and locate the break. Upon their investigation, no leak was found and it was determined to leave the valves open to keep the system looped and keep monitoring the flow of water.

During the next few days snow and ice melted quickly due to warmer temperatures and the flow of water increased. We did keep an open mind that it may still be a break, but unlikely. We ran a few more water tests for fluoride and even though they came back negative, I decided to call the company back to check for leaks again but this time we expanded our search further south and north.

#### **Thursday, January 25**

With the knowledge that the break may be coming from a greater distance, since the City of Whitewater has lime rock throughout, I had the crew isolate the main further upstream at Howard and Bluff Rd. American Leak Locators arrived and tested further upstream with the

help of two water department crew members. After a few hours of searching it was determined that we did not have a water main break. We opened all valves again and kept on monitoring.

**Monday February 5**

No water was running in the area where first noticed.





Item 4.









Item 4.



Item 4.





Item 4.







Item 4.









Item 4.













Item 4.

**Rachelle Blitch**

---

**From:** Allison C. De Franze <allisond@cvmic.com>  
**Sent:** Wednesday, February 7, 2024 11:46 AM  
**To:** Rachelle Blitch  
**Subject:** FW: Jankowski claim

CAUTION: This email originated from outside of the organization. Do not click links or open attachments unless you recognize the sender and know the content is safe.

Hi Rachelle,

I recommend this claim be denied.

Primarily because Wis. State Statute 893.83 states, in part, "no action may be maintained against a city, village, town or county to recover damages sustained by reason of an accumulation of snow or ice, unless the accumulation existed for three weeks"

Additionally, Mr Jankowski claims there was construction going on in the area. I do not see any mention of that listed in the memo from staff.

Looks like the ice was due to heavy snow and extreme temperatures, which is an act of nature that the City cannot be held liable for.

I see no negligence on the part of the City.

Please let me know if questions, or if you would like to discuss further.

Thanks!

**From:** Allison C. De Franze  
**Sent:** Wednesday, February 7, 2024 11:27 AM  
**To:** Rachelle Blitch <rblitch@whitewater-wi.gov>  
**Subject:** RE: Jankowski claim

Got it. Thanks!

**From:** Rachelle Blitch <rblitch@whitewater-wi.gov>  
**Sent:** Wednesday, February 7, 2024 11:26 AM  
**To:** Allison C. De Franze <allisond@cvmic.com>  
**Subject:** RE: Jankowski claim

It was the first file I uploaded, not sure what happened but I just uploaded it again.

**From:** Allison C. De Franze <allisond@cvmic.com>  
**Sent:** Wednesday, February 7, 2024 11:23 AM  
**To:** Rachelle Blitch <rblitch@whitewater-wi.gov>  
**Subject:** RE: Jankowski claim



CITY OF WHITEWATER

NOTICE OF CLAIM

Name: Yolanda Ramirez
Address: 620 S Janesville St
Whitewater WI 53190
Phone: 262-358-7670

Incident/Accident Information
Date: 10/16/2023
Time: 2 p.m.
Place: 363 S. Janesville St

CIRCUMSTANCES OF CLAIM

In the space below briefly describe the circumstances of your claim. (Attach additional sheets, if necessary.) For auto damages, attach a copy of police report, if any, and attach a diagram of the accident scene indicating north, south, east or west corners if the accident occurred at an intersection. For bodily injury, indicate nature of injury and whether or not medical attention was given and give the name of the physician. Also identify any witnesses to the incident/accident.

internal door
2 car garage door
30 ft fence
+ N

Signed: Yolanda Ramirez Date: 1/30/2024

\*\*\*\*\*

CLAIM

(NOTE: You are not required to make a claim at this time. As long as you have filed the above Notice of Claim you may file a claim with the City/Village at any time consistent with the applicable statute of limitations. However, in order for the City/Village to formally accept or deny your claim at this time, the following claim must be completed and signed.)

The undersigned hereby makes a claim against the City/Village of arising out of the circumstances described above in the amount of \$12,500.

To process this claim it is necessary to detail all damages being sought.

Signed: Yolanda Ramirez Date: 1/30/2024
Address:

# BUSINESS INVOICE

Item 5.

Armadillo Home Remodeling  
 1346 Jamesway  
 Fort Atkinson, WI. 53538  
 (920) 728-2423

Date: 11-04-23

## CUSTOMER INFORMATION

Company Name: Residential / Rental Home  
 Representative: Yolanda Ramirez Phone:  
 Type of Business: 1  
 Address: S. Janesville St.  
 City, State, Zip: Whitewater, WI 53190  
 Email:

QTY.	DESCRIPTION	PRICE	TOTAL
	Int. Door		
	2 Car garage door		
	30ft Fence		
	+ Materials + Labor		\$12,307

## SPECIAL INSTRUCTIONS

This is only estimate

## TOTAL SUMMARY

Subtotal: 12,307  
 Tax:  
 Other:  
 TOTAL:

Authorized Signature: \_\_\_\_\_

Date: \_\_\_\_\_

---

---

WHITEWATER POLICE DEPARTMENT  
INTEROFFICE MEMORANDUM

---

---

TO: Financial and Administrative Services Director Rachelle Blich

FROM: Administrative Captain Adam Vander Steeg

SUBJECT: Yolanda Ramirez - Restitution Request from City of Whitewater

DATE: February 6, 2024

CC: Chief Daniel Meyer, SSM Sabrina Ojibway

---

In reference to the restitution request the City of Whitewater received from Yolanda Ramirez on or around January 30<sup>th</sup>, 2024, in the amount of \$12,500 for her property located at 363 S. Janesville Street, the following is a summary of the incident, reference Whitewater Police Department call for service number 23-010510.

On 10/15/2023, at approximately 10:23pm, Officers from the City of Whitewater Police Department responded to 363 S. Janesville Street, located in the City of Whitewater, County of Walworth, State of Wisconsin; reference a report of a victim being held against their will for three consecutive days by a suspect identified as Yefferson Guzman Rodriguez. It became known that the suspect was potentially barricaded inside the residence with an assault rifle, knowing law enforcement was attempting to take him into custody. After residents inside the house refused to comply with demands of exiting the house, tactical teams responded and used an armored vehicle to safely breach the exterior garage and the residence. Detailed police reports were completed on this incident, but are unable to be released at this time due to this being an open criminal case. The suspect, Yefferson Guzman Rodriguez has pending criminal charges through the Walworth County District Attorneys office for: False Imprisonment, Strangulation and Suffocation, Battery and Disorderly Conduct.

In this incident, damaged was caused to the residence of 363 S. Janesville Street by law enforcement during the apprehension of the defendant, Yefferson Guzman Rodriguez. It should be noted that at the time of this incident, the defendant, Yefferson Guzman Rodriguez was a tenant of this property in question, renting the property through Yolanda Ramirez. With that, the proper recourse for Yolanda Ramirez would be to request restitution through the Victim/Witness Program of the Walworth County District Attorney's Office which the judge is then able to court order the defendant, Yefferson Guzman Rodriguez, to pay for the loss/damage amount to Yolanda Ramirez. If the judge refuses to court order the restitution through criminal proceedings, Yolanda Ramirez could collect restitution through small claims or a civil action against Yefferson Guzman Rodriguez herself. It is also common practice that

Yolanda Ramirez prove her true loss amount during this process, by providing receipts or certified quotes to justify the amount of restitution requested (as documented on the restitution form provided to Yolanda Ramirez). Additionally, Yolanda Ramirez is required to certify on the Restitution Form and in future court proceedings that she has not received any monetary restitution by other means, such as her homeowner's insurance company. If a claim was made by Yolanda Ramirez to her homeowner's insurance company for restitution, then the insurance company would be considered the victim as they would be the one out monetarily. At that point, the insurance company would be required to file for restitution with the Walworth County Victim/Witness Program.

On this date, 02/06/2024, I, Captain Vander Steeg, completed another Walworth County Victim/Witness Restitution Request form and had our patrol officers provide Yolanda Ramirez with directions on how to properly complete the form, provide receipts/certified quotes substantiating the loss amount she is claiming, and where the form needs to be returned to, ensuring a claim has not already been filed with insurance.

Victim/Witness Program  
Walworth County District Attorney's Office  
PO Box 1001  
Elkhorn, WI 53121



Captain Adam Vander Steeg  
Whitewater Police Department  
312 W. Whitewater Street  
Whitewater, WI 53190  
(262)473-1372  
[avandersteeg@whitewater-wi.gov](mailto:avandersteeg@whitewater-wi.gov)

**Rachelle Blitch**

---

**From:** Allison C. De Franze <allisond@cvmic.com>  
**Sent:** Tuesday, February 6, 2024 1:40 PM  
**To:** Rachelle Blitch  
**Subject:** RE: Claim

**CAUTION:** This email originated from outside of the organization. Do not click links or open attachments unless you recognize the sender and know the content is safe.

Exactly. There is no negligence on the part of the City. I would recommend denial.

---

**From:** Rachelle Blitch <rblitch@whitewater-wi.gov>  
**Sent:** Tuesday, February 6, 2024 12:28 PM  
**To:** Allison C. De Franze <allisond@cvmic.com>  
**Subject:** RE: Claim

That's what I was thinking, they'd need to file for restitution against the defendant. Our Deputy Chief was checking to see if we gave her the restitution form.

---

**From:** Allison C. De Franze <allisond@cvmic.com>  
**Sent:** Tuesday, February 6, 2024 12:26 PM  
**To:** Rachelle Blitch <rblitch@whitewater-wi.gov>  
**Subject:** RE: Claim

**CAUTION:** This email originated from outside of the organization. Do not click links or open attachments unless you recognize the sender and know the content is safe.

Got it. Any details they can release would be helpful.

At this point, I would say it is probably a denial due to probable cause, but it would be good to have something confirming that.

---

**From:** Rachelle Blitch <rblitch@whitewater-wi.gov>  
**Sent:** Tuesday, February 6, 2024 12:21 PM  
**To:** Allison C. De Franze <allisond@cvmic.com>  
**Subject:** RE: Claim

They can't release the report because it's under investigation unfortunately.

---

**From:** Allison C. De Franze <allisond@cvmic.com>  
**Sent:** Tuesday, February 6, 2024 12:20 PM  
**To:** Rachelle Blitch <rblitch@whitewater-wi.gov>  
**Subject:** RE: Claim

**CAUTION:** This email originated from outside of the organization. Do not click links or open attachments unless you recognize the sender and know the content is safe.