



## Finance Committee Meeting

Cravath Lakefront room 2nd floor 312 West  
Whitewater Str, Whitewater, WI, 53190 \*In Person  
and Virtual

**Tuesday, September 23, 2025 - 5:00 PM**

Citizens are welcome (and encouraged) to join our webinar via computer, smart phone, or telephone.  
Citizen participation is welcome during topic discussion periods.

Please click the link below to join the webinar:

***When: Sep 23, 2025 05:00 PM Central Time (US and Canada)***

***Topic: Finance Committee***

***Join from PC, Mac, iPad, or Android:***

**<https://us06web.zoom.us/j/82978131573>**

***Phone one-tap:***

***+13126266799,,82978131573# US (Chicago)***

***Join via audio:***

***+1 312 626 6799 US (Chicago)***

***Webinar ID: 829 7813 1573***

### ***AUTHORIZATION TO AMEND AGENDA WITH LESS THAN 72 HOURS NOTICE, AS REQUIRED BY CITY OF WHITEWATER TRANSPARENCY ORDINANCE.***

Please note that although every effort will be made to provide for virtual participation, unforeseen technical difficulties may prevent this, in which case the meeting may still proceed as long as there is a quorum. Should you wish to make a comment in this situation, you are welcome to call this number:  
(262) 473-0108.

## **AGENDA**

### **CALL TO ORDER**

### **ROLL CALL**

### **CONSENT AGENDA**

*Items on the Consent Agenda will be approved together unless any committee member requests that an item be removed for individual consideration.*

1. Finance Committee Meeting Minutes from August 26, 2025

**HEARING OF CITIZEN COMMENTS**

*No formal Committee action will be taken during this meeting although issues raised may become a part of a future agenda. Participants are allotted a three minute speaking period. Specific items listed on the agenda may not be discussed at this time; however, citizens are invited to speak to those specific issues at the time the Committee discusses that particular item.*

***To make a comment during this period, or during any agenda item: On a computer or handheld device, locate the controls on your computer to raise your hand. You may need to move your mouse to see these controls. On a traditional telephone, dial \*6 to unmute your phone and dial \*9 to raise your hand.***

**CONSIDERATIONS / DISCUSSIONS / REPORTS**

- [2.](#) Discussion and possible action to recommend approval of the MOU between the City and UWW for parking to Common Council
- [3.](#) Financials - August 2025
- [4.](#) Discussion and possible action to recommend amending Ordinance 2.48.030 Removal of Members
- [5.](#) Personnel Update - Informational Report

**FUTURE AGENDA ITEMS****ADJOURNMENT**

A quorum of the Common Council may be present. This notice is given to inform the public that no formal action will be taken at this meeting.

**Anyone requiring special arrangements is asked to call the Office of the City Manager / City Clerk (262-473-0102) at least 72 hours prior to the meeting.**



## Finance Committee Meeting Item 1.

Whitewater Municipal Building City Manager's  
Conference Room, 312 West Whitewater St.,  
Whitewater, WI 53190 \*In Person and Virtual

**Tuesday, August 26, 2025 - 5:00 PM**

Citizens are welcome (and encouraged) to join our webinar via computer, smart phone, or telephone.  
Citizen participation is welcome during topic discussion periods.

Please click the link below to join the webinar:

<https://us06web.zoom.us/j/83198282604?pwd=cDdLWjUvTTRqRUQ4UVcwQWcrcW1BUT09>

**Telephone:** +1 (312) 626-6799 US (Chicago) (Houston)

**Webinar ID:** 831 9828 2604

**Passcode:** 137945

Please note that although every effort will be made to provide for virtual participation, unforeseen technical difficulties may prevent this, in which case the meeting may still proceed as long as there is a quorum. Should you wish to make a comment in this situation, you are welcome to call this number: (262) 473-0108.

### AGENDA

**Amended as of August 25, 2025 at 10:15 a.m. to add: 1. Waiver of 72-Hour Transparency Ordinance and 2. Discussion with Whitewater Arts Alliance and possible direction regarding future partnership opportunities with the City of Whitewater.**

#### CALL TO ORDER

The meeting was called to order at 5:01 p.m. by Brian Schanen.

Request for authorization to waive the 72-hour notice required by the City of Whitewater Transparency Ordinance to amend the Agenda to

1. Add item number 2 Discussion with Whitewater Arts Alliance and possible direction regarding future partnership opportunities with the City of Whitewater.

Motion to waive the 72-hour notice made by Patrick Singer, Seconded by Mike Smith.

Voting Yes: Patrick Singer, Mike Smith and Brian Schanen Voting No: None.

#### ROLL CALL

Present: Patrick Singer, Mike Smith and Brian Schanen.

Absent: None.

Additional Attendees: Rachelle Blitch, Director of Finance; Mason Becker, Economic Development Director

**CONSENT AGENDA**

*Items on the Consent Agenda will be approved together unless any committee member requests that an item be removed for individual consideration.*

1. July 22, 2025 Finance Committee Meeting Minutes

Motion made to approve the consent agenda by Patrick Singer, Seconded by Mike Smith.

Voting Yes: Patrick Singer, Mike Smith and Brian Schanen Voting No: None.

**HEARING OF CITIZEN COMMENTS**

*No formal Committee action will be taken during this meeting although issues raised may become a part of a future agenda. Participants are allotted a three minute speaking period. Specific items listed on the agenda may not be discussed at this time; however, citizens are invited to speak to those specific issues at the time the Committee discusses that particular item.*

***To make a comment during this period, or during any agenda item: On a computer or handheld device, locate the controls on your computer to raise your hand. You may need to move your mouse to see these controls. On a traditional telephone, dial \*6 to unmute your phone and dial \*9 to raise your hand.***

**CONSIDERATIONS / DISCUSSIONS / REPORTS**

2. Review of Sample Tax Increment Financing (TIF) Analyses Presentation from Ehler's Inc. on sample Tax Increment Financing analyses conducted in other Wisconsin communities.
3. Discussion with Whitewater Arts Alliance and possible direction regarding future partnership opportunities with the City of Whitewater
4. July 2025 Financials
5. Discussion and possible action to recommend an amendment to the Procurement Policy

Motion made to approve and recommend the amendment to the Procurement Policy to Common Council made by Patrick Singer, Seconded by Mike Smith.

Voting Yes: Patrick Singer, Mike Smith and Brian Schanen Voting No: None.

6. Discussion and possible action to schedule special budget meetings for the Finance Committee

**FUTURE AGENDA ITEMS**

7. Discussion and updated financial status of the City's health insurance fund

**ADJOURNMENT**

Motion to adjourn was made by Patrick Singer, Seconded by Mike Smith.

Voting Yes: Patrick Singer, Mike Smith and Brian Schanen Voting No: None.

The meeting adjourned at 6:31 p.m.

A quorum of the Common Council may be present. This notice is given to inform the public that no formal action will be taken at this meeting.

**Anyone requiring special arrangements is asked to call the Office of the City Manager / City Clerk (262-473-0102) at least 72 hours prior to the meeting.**



## Finance Committee Agenda Item

Meeting Date:	September 23, 2025
Agenda Item:	MOU with UWW for Parking
Staff Contact (name, email, phone):	Rachelle Blitch, <a href="mailto:rblitch@whitewater-wi.gov">rblitch@whitewater-wi.gov</a> , 262-473-1380

### BACKGROUND

(Enter the who, what when, where, why)

The MOU between UW-W and the City of Whitewater for parking spaces on Prince and Prairie streets includes 122 spaces for an annual lease amount of \$45,000. Those spaces are available Monday - Friday for day parking (no overnights 2am-5am) for employees, commuter students **and visitors** with a permit. No parking restriction or permit required from Friday 5pm - Sunday 11pm or during university recognized holidays (primarily federal/state recognized holidays). Spaces are available on a first-come basis. Visitor day passes may be purchased at the parking kiosk by the visitor center or online (currently \$5.00/day) at <https://uww.aimsparking.com/>

The current MOU, originally set to expire August 31, 2025, was extended by the Common Council while a new agreement was finalized. The new MOU establishes a five-year term.

### PREVIOUS ACTIONS – COMMITTEE RECOMMENDATIONS

(Dates, committees, action taken)

9/2/2025—Common Council approved an extension of the MOU with UW-W

### FINANCIAL IMPACT

(If none, state N/A)

The MOU for parking is \$45,000 annually.

### STAFF RECOMMENDATION

Staff recommends the approval of the MOU with UW-W as presented.

### ATTACHMENT(S) INCLUDED

(If none, state N/A)

1. MOU

**MEMORANDUM OF UNDERSTANDING BETWEEN THE CITY OF WHITEWATER  
AND THE UNIVERSITY OF WISCONSIN-WHITewater CONCERNING  
CONTRIBUTIONS FOR THE LEASING OF PARKING SPACES ON PRINCE AND  
PRAIRIE STREETS**

This Memorandum of Understanding “MOU” is made by and between the City of Whitewater, hereinafter at times referred to as the “City”, and the University of Wisconsin-Whitewater, hereinafter at times referred to as the “University”.

**WHEREAS**, the parties have previously agreed, through a Memorandum of Understanding, for the City of Whitewater to lease parking spaces on Prince and Prairie Streets to the University, and

**WHEREAS**, the parties have agreed to extend that lease, and

**WHEREAS**, the City of Whitewater Common Council passed a resolution on June 7, 2012, authorizing the City to lease spaces on North Prince Street and North Prairie Street to the University of Wisconsin-Whitewater, and the Common Council hereby declared that said resolution is a continuing and valid basis for the City to enter into this MOU.

**NOW THEREFORE**, in consideration of the forgoing recitals, which are incorporated into and made a part of this Agreement, the mutual covenants herein set forth, and other good and valuable consideration, the sufficiency of which is hereby acknowledged, Developer and the City hereby mutually agree as follows:

**ARTICLE I  
TERM OF MEMORANDUM OF UNDERSTANDING**

**Section 1.1 Term.** The term of this MOU shall run for five years commencing on August 31, 2025, unless sooner terminated in accordance with this MOU or in furtherance of the parties’ rights and remedies in the event of a default.

**Section 1.2 Extension of Term.** The parties may, by agreement, extend or shorten the term of this MOU at any time.

**ARTICLE II  
COMMITMENTS**

**Section 2.1 City to Lease Space Over Public Places to University for University Parking Purposes.** The City shall lease seventy-two (72) on-street parallel parking spaces on Prince Street and fifty (50) on-street parallel parking spaces on Prairie Street (as noted on the attached Exhibit A) to the University for the express use of providing parking for faculty, staff, students and visitors to the University. Such parking will be consistent with current University parking fees and procedures.

**Section 2.2 University Payment to City for Leasing of On Street Parking Spaces.** The University shall pay the City an annual fee of Forty-Five Thousand Dollars (\$45,000) for the leasing of the public space noted above. Such payment shall be made by the University on September 1<sup>st</sup> of each year during the term of this MOU.

**Section 2.3 University to Enforce Parking Violations.** By virtue of the leasing of these on-street parking spaces on North Prince and North Prairie Streets, the University will have full authority to enforce the provisions of the University parking system and assess such penalties for violations of such provisions. The University shall prohibit and enforce no parking on the streets between 2:00 a.m. and 6 a.m. from November 1 through March 31 consistent with White Water Ordinance § 11.16.020. The City will not be responsible for any parking enforcement for the University leased parking spaces.

**Section 2.4 City to Maintain Responsibility for Maintenance of Leased Parking Spaces.** The City will continue to be fully responsible for the ongoing maintenance of the leased parking spaces and adjacent city streets including, but not limited to street surface repair, pavement marking and snow and ice removal.

### **ARTICLE III MISCELLANEOUS**

**Section 3.1 Notices and Demands.** Except as otherwise expressly provided in this Agreement, a notice, demand or other communication under this Agreement by any Party to any other shall be sufficiently given or delivered if it is dispatched by registered or certified mail, postage prepaid, return receipt requested, or delivered personally, and

**FOR THE CITY:**

City of Whitewater  
Office of the Finance & Administrative Services Director  
312 W Whitewater St  
P.O. Box 178  
Whitewater, WI 53190  
Attention: Rachelle Blich  
[RBlich@Whitewater-wi.gov](mailto:RBlich@Whitewater-wi.gov)

**With a copy to:**

City of Whitewater  
City Attorney's Office  
312 W Whitewater St.  
P.O. Box 178  
Whitewater, WI 53190  
Attention: Attorney Steven T. Chesebro  
[schesebro@whitewater-wi.gov](mailto:schesebro@whitewater-wi.gov)



**TO UNIVERSITY OF WISCONSIN WHITEWATER:**  
**ADDRESS AND CONTACT INFO**

**With a copy to:**

ADDRESS AND CONTACT INFO

**Section 3.2 Governing Law.** Laws of the State of Wisconsin shall govern the interpretation and enforcement of this MOU. In the event of a dispute involving this Agreement, the Parties agree that venue shall be in Walworth County, Wisconsin, Circuit Court.

**Section 3.3 Successors and Assigns.** Except as limited or conditioned by the express provisions hereof, no party shall assign its rights or obligations under this MOU to any other party without written agreement by all parties to this MOU.

**Section 3.4 Amendment.** This MOU shall not be amended, changed, modified or altered without the written consent of all parties hereto and no modification, alteration or amendment to this MOU shall be binding until such modification, alteration, or amendment is reduced to writing and executed by all parties to this MOU. Any proposed amendment to this MOU shall be in writing, along with a memorandum in support of the amendment, to all parties to this MOU fifteen (15) days prior to final action on the amendment by any party.

**Section 3.5 Counterparts.** This MOU may be signed in any number of counterparts each of which shall be deemed an original and all of which together shall constitute one and the same instrument.

**Section 3.6 Severability.** If any provisions of this MOU shall be held or deemed to be or shall in fact be inoperative or unenforceable as applied in any particular case because it conflicts with any other provision or provisions hereof or any constitution or statute or rule of public policy or for any reason such circumstance shall not have the effect of rendering the provision in question inoperative or unenforceable in any other case or circumstances or of rendering any other provision or provisions herein contained invalid, inoperative or unenforceable to any extent whatever, the invalidity of any one or more phrases, sentences, clauses or paragraphs in this MOU shall not affect the remaining portions of this document or any part thereof as long as it does not effect the substantial rights of the parties.

**Section 3.7 Third Party Beneficiaries.** This MOU is entered into for the sole and exclusive benefit of the parties hereto. No third party shall have, obtain, or derive from this document any rights or other benefits or interest under any laws or otherwise.

**Section 3.8 Exculpatory Provision.** The parties to this MOU expressly acknowledge and agree that, anything herein to the contrary notwithstanding, no officer, director, employee, agent, or officials (elected or appointed) of any party hereto shall have any personal liability or

obligation arising out of this MOU, and no party hereto shall make any claims to the contrary.

**Section 3.9 Rules of Construction/Conduct.** The parties to the MOU acknowledge and agree that this MOU is a good faith attempt to memorialize the intent of the parties. That in the course of its preparation, each party has been adequately and fully represented, and that accordingly rules of interpretation that signify that an agreement shall be construed against the drafter shall not apply. In addition, the parties acknowledge and agree that they shall endeavor to resolve any and all issues that may arise under this MOU in the spirit of cooperation consistent with the intent of this MOU with the aim of benefiting the City of Whitewater and the University of Wisconsin-Whitewater.

Signed and sealed as of this day, month and year below written.

### **CITY OF WHITEWATER**

By: \_\_\_\_\_  
John Weidl, City Manager Date

By: \_\_\_\_\_  
Heather Boehm, City Clerk Date

### **UNIVERSITY OF WISCONSIN-WHITEWATER**

By: \_\_\_\_\_  
Dr. Corey A. King, Chancellor Date

By: \_\_\_\_\_  
Brenda Jones, Vice Chancellor of  
Administrative Affairs Date

## GENERAL FUND EXPENDITURE GROUPINGS

Favorable (Unfavorable)

SEC #	DESCRIPTION	2021	2022	2023	2024	2025	2025	2025 Act v Bud		2025 YTD vs. PY		
		ACTUAL	ACTUAL	ACTUAL	ACTUAL	BUDGET	YTD-AUG	\$	%	2024 YTD	\$ Chg	% Chg
51100	Total Legislative Support	234,884	263,085	269,611	251,696	263,689	126,268	(137,421)	(52.1%)	16,649	109,619	658.4%
51110	Total Contingencies	17,258	-	41,800	126,092	0	0	0	-	1,280	(1,280)	(100.0%)
51200	Total Court	75,869	81,915	85,807	97,790	86,907	72,299	(14,608)	(16.8%)	27,729	44,570	160.7%
51300	Total Legal	72,504	72,901	83,516	86,571	90,435	83,351	(7,084)	(7.8%)	13,579	69,772	513.8%
51400	Total General Administration	370,144	426,841	369,760	430,886	408,552	295,196	(113,356)	(27.7%)	66,396	228,800	344.6%
51450	Total Information Technology	83,395	65,345	114,144	129,250	165,545	114,167	(51,378)	(31.0%)	24,513	89,655	365.7%
51500	Total Financial Administration	206,731	215,000	229,735	247,824	244,703	155,087	(89,616)	(36.6%)	60,041	95,046	158.3%
51540	Total Insurance/Risk Mgt.	97,278	105,745	83,981	84,195	97,952	87,935	(10,017)	(10.2%)	84,195	3,739	4.4%
51600	Total Facilities Maintenance	429,937	449,597	467,311	435,101	421,824	321,169	(100,655)	(23.9%)	89,395	231,773	259.3%
52100	Total Police Administration	669,231	709,476	799,470	844,713	853,149	579,323	(273,826)	(32.1%)	245,524	333,799	136.0%
52110	Total Police Patrol	1,877,722	1,914,817	2,082,340	2,261,056	2,218,326	1,565,387	(652,939)	(29.4%)	536,029	1,029,358	192.0%
52120	Total Police Investigation	378,879	419,193	524,244	571,999	561,782	385,626	(176,157)	(31.4%)	139,566	246,060	176.3%
52130	Total Crossing Guard	-	-	-	0	0	0	0	-	-	0	-
52140	Total Comm Service Program	27,498	32,429	33,068	40,014	44,149	45,465	1,316	3.0%	10,946	34,520	315.4%
52200	Total Fire Department	-	-	-	0	0	0	0	-	-	0	-
52210	Total Crash Crew	-	-	-	0	0	0	0	-	-	0	-
52300	Total Rescue Service (Amb.)	-	-	-	0	0	0	0	-	-	0	-
52400	Total Neighbor Svcs & Planning	349,565	309,932	355,387	387,996	566,380	308,652	(257,729)	(45.5%)	59,260	249,392	420.8%
52500	Total Emergency Preparedness	6,754	10,971	9,490	13,256	10,363	3,017	(7,346)	(70.9%)	665	2,351	353.4%
52600	Total Communications/Dispatch	461,006	479,568	483,601	592,667	600,993	384,040	(216,953)	(36.1%)	145,267	238,772	164.4%
53100	Total Public Works Administration	40,109	45,026	48,109	54,957	53,061	28,889	(24,172)	(45.6%)	11,449	17,440	152.3%
53230	Total Shop/Fleet Operations	170,149	210,224	235,267	190,431	180,977	160,320	(20,657)	(11.4%)	35,591	124,729	350.5%
53270	Total Parks Maintenance	207,028	224,661	233,524	286,050	287,429	290,310	2,881	1.0%	37,394	252,916	676.4%
53300	Total Street Maintenance	535,830	527,315	538,881	529,574	595,796	230,270	(365,526)	(61.4%)	95,978	134,291	139.9%
53320	Total Snow & Ice	147,570	106,517	125,096	123,235	144,171	81,140	(63,032)	(43.7%)	77,041	4,098	5.3%
53420	Total Street Lights	227,456	250,459	265,450	252,877	249,161	162,668	(86,493)	(34.7%)	48,403	114,265	236.1%
55111	Total Young Library Building	57,800	55,867	55,057	54,466	57,980	38,242	(19,737)	(34.0%)	11,258	26,984	239.7%
55200	Total Parks Administration	46,542	48,615	102,161	100,414	105,155	71,131	(34,025)	(32.4%)	24,047	47,084	195.8%
55210	Total Recreation Administration	196,989	257,934	-	0	0	199	199	-	212	(12)	(5.9%)
55300	Total Recreation Programs	718	3,393	1,055	0	0	0	0	-	-	0	-
55310	Total Senior Citizen's Program	55,071	-	-	0	0	0	0	-	-	0	-
55320	Total Community Events	14,157	12,052	15,538	14,073	11,000	16,686	5,686	51.7%	466	16,220	3480.1%
55330	Total Comm. Based-Coop Projects	153,000	178,000	329,759	395,277	266,530	0	(266,530)	(100.0%)	278,000	(278,000)	(100.0%)
59220	Total Transfers to Other Funds	1,745,442	1,297,705	1,751,181	1,470,859	1,380,927	0	(1,380,927)	(100.0%)	195,500	(195,500)	(100.0%)
59230	Total Transfer to Debt Service Fund	942,883	1,043,530	1,318,343	1,313,714	1,952,572	1,658,964	(293,608)	(15.0%)	95,678	1,563,286	1633.9%
59240	Total Transfer to Fire Department	203,837	199,564	1,258,615	1,402,794	1,370,112	0	(1,370,112)	(100.0%)	-	0	-
59240	Total Transfers to Special Funds	-	46,991	500	500	282,583	0	(282,583)	(100.0%)	-	0	-
	<b>Grand Totals</b>	<b>10,103,236</b>	<b>10,064,668</b>	<b>12,311,799</b>	<b>12,790,327</b>	<b>13,572,202</b>	<b>7,265,798</b>	<b>(6,306,404)</b>	<b>(50.8%)</b>	<b>2,432,048</b>	<b>4,833,750</b>	<b>198.8%</b>



## GENERAL FUND REVENUE SUMMARY

SEC #	DESCRIPTION	2021 ACTUAL	2022 ACTUAL	2023 ACTUAL	2024 ACTUAL	2025 BUDGET	2025 YTD-AUG
41000	TAXES	4,339,875	4,624,990	6,120,288	6,197,955	6,784,037	6,609,430
42000	SPECIAL ASSESSMENTS	3,308	150	138	2,725	1,050	3,151
43000	INTERGOVT REVENUES	4,589,357	4,590,742	4,250,383	4,760,085	5,023,961	1,692,087
44000	LICENSES & PERMITS	148,817	89,048	167,690	147,578	394,523	340,663
45000	FINES, FORFEIT PENALTIES	295,355	296,072	250,979	282,636	286,550	189,902
46000	PUBLIC CHARGES FOR SVCS	68,739	87,843	62,413	62,162	45,625	51,915
48000	MISC REVENUE	462,853	595,927	1,410,557	1,313,292	919,842	570,133
49000	OTHER FINANCING SOURCES	395,840	99,675	180,207	81,110	116,614	0
	<b>TOTAL:</b>	<b>10,304,142</b>	<b>10,384,446</b>	<b>12,442,655</b>	<b>12,847,544</b>	<b>13,572,202</b>	<b>9,457,280</b>

Favorable (Unfavorable)

2025 Act v Bud	
\$	%
(174,607)	(2.6%)
2,101	200.1%
(3,331,875)	(66.3%)
(53,860)	(13.7%)
(96,648)	(33.7%)
6,290	13.8%
(349,709)	(38.0%)
(116,614)	(100.0%)
(4,114,921)	(33.1%)

2025 YTD vs. PY		
2024 YTD	\$ Chg	% Chg
4,172,277	2,437,153	58.4%
1,275	1,876	147.1%
191,956	1,500,131	781.5%
25,843	314,819	1218.2%
69,645	120,257	172.7%
10,353	41,562	401.5%
285,154	284,980	99.9%
0	0	-
4,756,502	4,700,778	98.8%

## GENERAL FUND EXPENDITURE SUMMARY

SEC #	DESCRIPTION	2021 ACTUAL	2022 ACTUAL	2023 ACTUAL	2024 ACTUAL	2025 BUDGET	2025 YTD-AUG
1	ADMINISTRATION	1,628,541	1,736,296	1,758,920	1,817,779	1,837,586	1,293,713
2	PUBLIC SAFETY	3,421,090	3,566,454	3,932,213	4,323,704	4,288,761	2,962,857
3	PUBLIC WORKS	1,121,114	1,139,541	1,212,804	1,151,075	1,223,166	663,286
4	PARKS AND RECREATION	673,505	724,655	682,036	795,814	670,114	378,326
5	NEIGHBORHOOD SVC/PLANNING	349,565	309,932	355,387	387,996	566,380	308,652
6	TRANSFERS	2,892,162	2,587,789	4,328,639	4,187,867	4,986,194	1,658,964
7	CONTINGENCIES	17,258	0	41,800	126,092	0	0
	<b>TOTAL</b>	<b>10,103,236</b>	<b>10,064,668</b>	<b>12,311,799</b>	<b>12,790,327</b>	<b>13,572,202</b>	<b>7,265,798</b>

2025 Act v Bud	
\$	%
(543,873)	(29.6%)
(1,325,904)	(30.9%)
(559,880)	(45.8%)
(291,788)	(43.5%)
(257,729)	(45.5%)
(3,327,230)	(66.7%)
-	-
(6,306,404)	(50.8%)

2025 YTD vs. PY		
2024 YTD	\$ Chg	% Chg
393,754	899,959	228.6%
1,077,997	1,884,861	174.8%
268,461	394,825	147.1%
340,118	38,208	11.2%
59,260	249,392	420.8%
291,178	1,367,786	469.7%
1,280	(1,280)	(100.0%)
2,432,048	4,833,750	198.8%



# General Fund Revenue Budget Summary

## GENERAL FUND REVENUES

	DESCRIPTION	2021 ACTUAL	2022 ACTUAL	2023 ACTUAL	2024 ACTUAL	2025 BUDGET	2025 YTD-AUG
<b>TAXES</b>							
100-41110-00	LOCAL TAX LEVY	3,133,033	3,154,970	4,499,748	4,538,657	4,507,730	4,507,731
100-41111-00	DEBT SERVICE TAX LEVY	946,352	1,045,965	1,257,105	1,313,705	1,952,572	1,952,572
100-41112-00	OMITTED PROPERTY TAXES	-	-	-	-	-	-
100-41113-00	RESCINDED TAXES-REAL ESTATE	-	6,611	2,625	-	-	-
100-41114-00	USE VALUE PENALTY	546	-	-	1,654	-	-
100-41140-00	MOBILE HOME FEES	38,885	57,754	41,587	43,569	58,000	10,737
100-41210-00	ROOM TAX-GROSS AMOUNT	192,583	233,465	237,932	224,246	230,000	99,978
100-41320-00	IN LIEU-UNIV GARDEN & WW MANOR	27,733	120,606	27,820	28,035	9,735	9,968
100-41800-00	INTEREST ON TAXES	744	5,620	32,372	40,079	26,000	28,177
	<b>TOTAL TAXES</b>	<b>4,339,875</b>	<b>4,624,990</b>	<b>6,120,288</b>	<b>6,197,955</b>	<b>6,784,037</b>	<b>6,609,430</b>
<b>SPECIAL ASSESSMENTS</b>							
100-42010-00	INTEREST ON SP ASSESS.	53	-	-	-	-	-
100-42100-61	WATER MAINS	-	-	-	-	-	-
100-42200-62	SEWER MAINS & LATERALS	316	-	-	-	-	-
100-42300-53	ST CONST. - PAVING	-	-	-	-	-	-
100-42310-53	CURB & GUTTER	58	-	-	-	-	-
100-42320-53	SIDEWALKS	32	-	-	-	-	-
100-42350-53	TRAFFIC SIGNAL	-	-	-	-	-	-
100-42400-53	SNOW REMOVAL	1,675	150	-	975	800	127
100-42500-53	FAILURE TO MOW FINES	1,175	-	138	1,750	250	3,024
100-42550-53	EQUIPMENT USED-DPW	-	-	-	-	-	-
	<b>TOTAL SPECIAL ASSESSEMENTS</b>	<b>3,308</b>	<b>150</b>	<b>138</b>	<b>2,725</b>	<b>1,050</b>	<b>3,151</b>
<b>INTERGOVERNMENTAL REVENUES</b>							
100-43344-00	EXPENDITURE RESTRAINT PROGM	71,382	63,331	53,306	-	-	-
100-43410-00	SHARED REVENUE-UTILITY	422,541	397,001	395,596	386,462	386,462	57,919
100-43420-00	SHARED REVENUE-BASE	2,836,783	2,836,846	2,836,844	3,534,954	3,534,954	542,407
100-43507-52	POLICE-MISC SAFETY GRANTS	6,841	8,013	4,164	50,571	-	10,198
100-43510-00	FEDERAL/STATE GRANTS-REIMBURSE	-	-	-	-	-	-
100-43520-52	LAW ENFORCEMENT TRNG REIMBURSE	-	-	8,103	-	-	-
100-43530-53	TRANSPORTATION AIDS	625,414	576,591	572,087	585,637	580,479	449,028
100-43531-52	STATE GRANT--PUBLIC SAFETY	-	9,356	38,060	-	-	-
100-43540-52	UNIVERSITY-LEASE-PARKING	45,000	45,000	-	45,000	45,000	-
100-43550-52	MOU-DISPATCH SERVICE	170,491	178,963	-	-	-	-
100-43610-52	MSP-STATE UNIVERSITY SVCS PYMT	279,097	329,598	192,781	7,304	265,933	325,614
100-43663-52	2% FIRE DUES-ST OF WISC	29,711	32,121	-	-	-	-
100-43670-60	EXEMPT COMPUTER AID-FR STATE	5,587	5,846	16,330	16,330	16,330	16,330
100-43670-61	PERSONAL PROPERTY AID	31,433	35,656	43,214	43,214	110,877	201,612
100-43745-52	WUSD-JUVENILE OFFICIER	58,228	65,117	65,211	83,294	76,646	84,909
100-43750-52	DRUG GRANT REIMBURSEMENT	-	-	94	-	-	-
100-43760-00	WEIGHTS & MEASURES RECOVERY	2,800	3,408	1,583	3,000	3,000	-
100-43765-00	REIMB-HIST SOC-DEPOT-EL/GAS	1,571	1,416	2,029	1,839	1,800	1,590
100-43767-52	REIMB-BADGERNET-FORT ATKINSON	2,480	2,480	2,480	2,480	2,480	2,480
100-43775-52	FEDERAL EXCISE TAX REIMB	-	-	-	-	-	-
	<b>TOTAL INTERGOVT REVENUES</b>	<b>4,589,357</b>	<b>4,590,742</b>	<b>4,231,883</b>	<b>4,760,085</b>	<b>5,023,961</b>	<b>1,692,087</b>
<b>LICENSES &amp; PERMITS</b>							

Favorable (Unfavorable)

2025 Act v Bud		2025 YTD vs. PY		
\$	%	2024 YTD	Variance	%
(0)	0%	4,090,943	416,788	10%
0	0%	0	1,952,572	-
0	-	0	0	-
0	-	0	0	-
0	-	0	0	-
47,263	81%	12,090	(1,353)	-11%
130,022	57%	0	99,978	-
(233)	-2%	28,035	(18,067)	-64%
(2,177)	-8%	33,199	(5,022)	-15%
<b>174,607</b>	<b>127%</b>	<b>4,172,277</b>	<b>2,437,153</b>	<b>-177%</b>
0	-	0	0	-
0	-	0	0	-
0	-	0	0	-
0	-	0	0	-
0	-	0	0	-
0	-	0	0	-
0	-	0	0	-
673	84%	1,275	(1,148)	-90%
(2,774)	-1110%	0	3,024	-
0	-	0	0	-
<b>(2,101)</b>	<b>-1025%</b>	<b>1,275</b>	<b>1,876</b>	<b>-90%</b>
0	-	0	0	-
328,543	85%	0	57,919	-
2,992,547	85%	0	542,407	-
(10,198)	-	0	10,198	-
0	-	0	0	-
0	-	0	0	-
0	-	0	0	-
131,451	23%	146,409	302,619	207%
0	-	0	0	-
45,000	100%	0	0	-
0	-	0	0	-
(59,681)	-22%	7,304	318,310	4358%
0	-	0	0	-
(0)	0%	0	16,330	-
(90,734)	-82%	0	201,612	-
(8,262)	-11%	33,923	50,985	150%
0	-	0	0	-
3,000	100%	0	0	-
210	12%	1,839	(249)	-14%
0	0%	2,480	0	0%
0	-	0	0	-
<b>3,331,875</b>	<b>289%</b>	<b>191,956</b>	<b>1,500,131</b>	<b>4701%</b>



# General Fund Revenue Budget Summary

## GENERAL FUND REVENUES

	DESCRIPTION	2021 ACTUAL	2022 ACTUAL	2023 ACTUAL	2024 ACTUAL	2025 BUDGET	2025 YTD-AUG
100-44110-51	Liquor & Beer	18,400	18,608	18,858	19,720	19,710	19,200
100-44120-51	CIGARETTE	1,350	1,540	1,300	733	733	907
100-44122-51	BEVERAGE OPERATORS	4,360	3,020	3,515	3,668	4,000	3,078
100-44200-51	MISC. LICENSES	1,725	2,233	2,873	1,159	2,000	2,808
100-44300-53	BLDG/ZONING PERMITS	94,149	42,537	110,560	82,609	275,000	164,806
100-44310-53	ELECTRICAL PERMITS	8,752	6,911	9,298	10,796	35,115	15,510
100-44320-53	PLUMBING PERMITS	12,059	7,785	9,396	11,575	31,800	60,332
100-44330-53	HVAC PERMITS	5,646	4,668	7,216	9,569	20,500	58,895
100-44340-53	STREET OPENING PERMITS	250	100	200	50	50	300
100-44350-53	SIGN PERMITS	1,703	952	1,310	2,280	1,550	2,380
100-44370-51	WATERFOWL PERMITS	-	-	320	500	500	1,020
100-44900-51	MISC PERMITS	423	695	2,845	4,921	3,565	11,428
	<b>TOTAL LICENSES &amp; PERMITS</b>	<b>148,817</b>	<b>89,048</b>	<b>167,690</b>	<b>147,578</b>	<b>394,523</b>	<b>340,663</b>
<b>FINES, FORFEITURES - PENALTIES</b>							
100-45110-52	ORDINANCE VIOLATIONS	216,906	234,661	179,505	191,914	210,000	139,258
100-45113-52	MISC COURT RESEARCH FEE	285	360	200	50	50	80
100-45114-52	VIOLATIONS PAID-OTHER AGENCIES	-	(200)	520	151	-	(150)
100-45130-52	PARKING VIOLATIONS	64,364	52,826	58,224	56,896	60,000	36,339
100-45135-53	REFUSE/RECYCLING TOTES FINES	5,750	7,125	9,550	1,175	1,500	-
100-45145-53	RE-INSPECTION FINES	8,050	1,300	2,980	32,450	15,000	14,375
	<b>TOTAL FINES, FORFEIT - PENALTIES</b>	<b>295,355</b>	<b>296,072</b>	<b>250,979</b>	<b>282,636</b>	<b>286,550</b>	<b>189,902</b>
<b>PUBLIC CHARGES FOR SERVICES</b>							
100-46110-51	CLERK	-	-	-	1,738	-	44
100-46120-51	TREASURER	4,625	4,500	3,935	4,745	3,600	2,876
100-46210-52	POLICE-DISPATCH-MOU-UNIV	42,120	41,520	-	-	-	-
100-46220-52	FALSE ALARM FINES	2,550	750	2,100	1,200	1,500	1,100
100-46230-52	AMBULANCE	(8,640)	12,174	-	-	-	-
100-46240-52	CRASH CALLS	-	164	-	-	-	-
100-46310-53	DPW MISC REVENUE	13,526	9,853	30,298	19,585	12,000	24,414
100-46311-53	SALE OF MATERIALS	10	202	2	-	-	193
100-46312-51	MISC DEPT EARNINGS	1,435	100	-	405	-	434
100-46320-53	SAND & SALT CHARGES	1,433	1,056	-	-	-	-
100-46350-51	CITY PLANNER-SERVICES	-	135	360	8,144	9,000	2,059
100-46450-52	SPECIAL EVENTS-POLICE/DPW	-	-	-	-	-	-
100-46730-55	RECR/FEEs	-	-	-	-	-	-
100-46733-55	SR CITZ OFFSET	803	-	-	-	-	-
100-46736-55	ATTRACTION TICKETS	42	-	-	-	-	-
100-46743-51	FACILITY RENTALS	10,710	17,289	25,683	26,301	19,500	20,795
100-46746-55	SPECIAL EVENT FEES	125	100	35	45	25	-
	<b>TOTAL PUBLIC CHARGES FOR SVCS</b>	<b>68,739</b>	<b>87,843</b>	<b>62,413</b>	<b>62,162</b>	<b>45,625</b>	<b>51,915</b>
<b>MISC. REVENUES</b>							
100-48100-00	INTEREST INCOME	6,396	179,090	814,758	861,125	493,292	428,828
100-48200-00	LONG TERM RENTALS	4,800	4,800	4,800	5,700	6,000	6,400
100-48210-55	RENTAL INCOME	-	-	1,000	1,000	-	1,000
100-48220-55	DEPOSITS-FORFEITED	-	380	50	4,225	50	-
100-48300-00	OTHER PROP/EASEMENT SALES	-	7,500	-	-	-	-

## Favorable (Unfavorable)

2025 Act v Bud		2025 YTD vs. PY		
\$	%	2024 YTD	Variance	%
510	3%	790	18,410	2330%
(174)	-24%	233	674	289%
922	23%	914	2,164	237%
(808)	-40%	911	1,897	208%
110,194	40%	16,778	148,028	882%
19,605	56%	2,412	13,099	543%
(28,532)	-90%	996	59,336	5956%
(38,395)	-187%	1,295	57,600	4449%
(250)	-500%	50	250	500%
(830)	-54%	430	1,950	453%
(520)	-104%	0	1,020	-
(7,863)	-221%	1,035	10,393	1004%
<b>53,860</b>	<b>-1098%</b>	<b>25,843</b>	<b>314,819</b>	<b>16852%</b>
70,742	34%	46,838	92,420	197%
(30)	-60%	50	30	60%
150	-	150	(300)	-200%
23,661	39%	16,832	19,507	116%
1,500	100%	325	(325)	-100%
625	4%	5,450	8,925	164%
<b>96,648</b>	<b>117%</b>	<b>69,645</b>	<b>120,257</b>	<b>237%</b>
(44)	-	0	44	-
724	20%	1,440	1,436	100%
0	-	0	0	-
400	27%	100	1,000	1000%
0	-	0	0	-
0	-	0	0	-
(12,414)	-103%	851	23,563	2768%
(193)	-	1	192	19230%
(434)	-	405	29	7%
0	-	0	0	-
6,941	77%	0	2,059	-
0	-	0	0	-
0	-	0	0	-
0	-	0	0	-
0	-	0	0	-
(1,295)	-7%	7,546	13,249	176%
25	100%	10	(10)	-100%
<b>(6,290)</b>	<b>114%</b>	<b>10,353</b>	<b>41,562</b>	<b>23180%</b>
64,464	13%	242,750	186,078	77%
(400)	-7%	1,200	5,200	433%
(1,000)	-	0	1,000	-
50	100%	0	0	-
0	-	0	0	-



## General Fund Revenue Budget Summary

## GENERAL FUND REVENUES

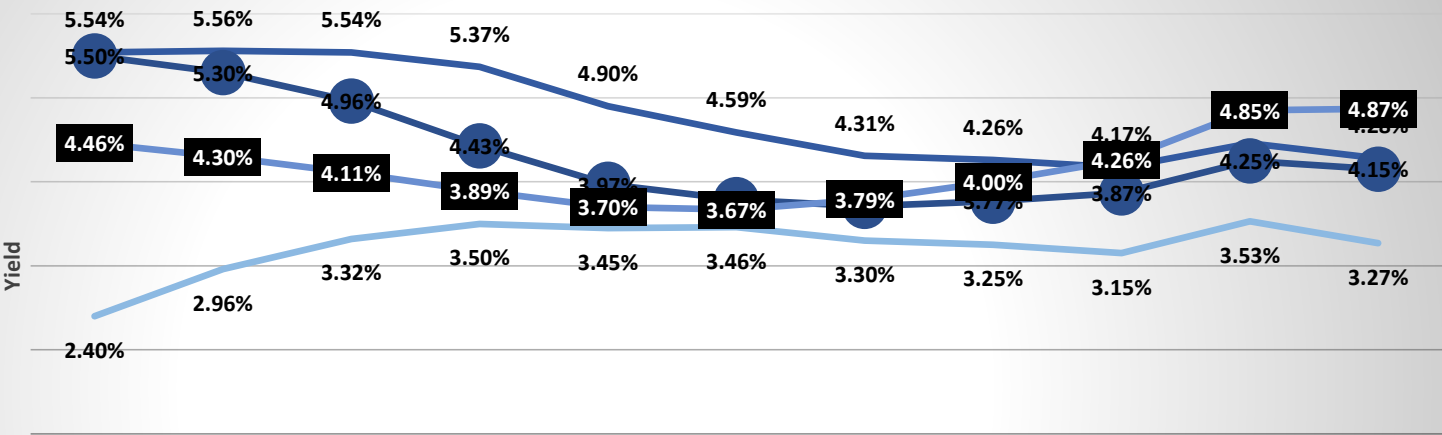
		2021	2022	2023	2024	2025	2025
	DESCRIPTION	ACTUAL	ACTUAL	ACTUAL	ACTUAL	BUDGET	YTD-AUG
100-48300-55	PROP SALES-AUCTION PROCEEDS	-	-	-	-	-	-
100-48400-00	INS./FEMA / CLAIM RECOVERY	446	-	1,313	-	-	750
100-48410-00	WORKERS COMP-RETURN PREMIUM	-	-	13,514	3,934	-	11,351
100-48415-00	RESTITUTION-DAMAGES	1,121	7,690	5,539	7,241	3,000	2,630
100-48420-00	INSURANCE DIVIDEND	50,436	10,878	51,535	29,412	29,000	38,668
100-48425-00	WORKERS COMP-REIMBURSEMENT	-	-	18,779	-	-	-
100-48430-00	INSURANCE-REIMBURSEMENT	-	-	1,000	-	-	50,774
100-48442-00	RADON KIT SALES	-	-	-	-	-	-
100-48500-55	DONATIONS-PARKS-DOG PARK	-	125	-	-	-	-
100-48520-55	DONATIONS-PARK & REC	-	1,500	-	-	-	600
100-48535-00	P CARD REBATE REVENUE	33,761	29,227	28,971	37,054	35,000	26,486
100-48545-00	DONATION-GENERAL	-	-	-	-	-	-
100-48546-55	MISC GRANT INCOME	7,000	8,000	87,043	46,010	7,000	2,500
100-48600-00	MISC REVENUE-NON RECURRING	1,262	2,331	2,155	3,212	-	146
100-48700-00	WATER UTILITY TAXES	357,531	344,406	346,697	362,935	346,500	-
	<b>TOTAL MISC REVENUE</b>	<b>462,753</b>	<b>595,927</b>	<b>1,377,154</b>	<b>1,361,847</b>	<b>919,842</b>	<b>570,133</b>
<b>OTHER FINANCING SOURCES</b>							
100-49260-00	TRANSFER FROM 610 WATER	8,000	8,000	8,500	8,500	8,500	-
100-49261-00	TRANSFER FROM 620 WASTEWATER	12,000	12,000	12,500	12,500	12,500	-
100-49262-00	TRANSFER FROM 440 TID 4	-	-	-	-	-	-
100-49264-00	TRANSFER FROM 200 CABLE TV	-	-	-	-	-	-
100-49265-00	TRANSFER FROM 630 STORMWATER	8,500	8,500	8,500	8,500	8,500	-
100-49266-00	GIS TRANSFER-UTILITIES	12,340	15,720	18,974	16,260	16,410	-
100-49267-00	TRANSFER FROM 208 PARKING	35,927	35,000	35,350	35,350	35,704	-
100-49269-00	TRANSFER FROM 250 FORESTRY	-	-	-	-	-	-
100-49270-00	TRANSFER FROM 446 TID 6	-	-	-	-	-	-
100-49275-00	TRANSFER FROM 205 27TH PAYROLL	-	-	-	-	-	-
100-49280-00	TRANSFER FROM 260 SICK LEAVE	-	-	-	-	-	-
100-49285-00	TRANSFER FROM 900 CDA	-	-	91,383	-	-	-
100-49290-00	TRANSFER IN FROM OTHER FUNDS	319,073	5,533	5,000	-	35,000	-
100-49291-00	TRANSFER FROM 450 CIP	-	-	-	-	-	-
100-49295-00	TRANSFER FROM 248 PARK & REC	-	14,922	-	-	-	-
100-49300-00	FUND BALANCE APPLIED	-	-	-	-	-	-
	<b>TOTAL OTHER FINANCING SOURCES</b>	<b>395,840</b>	<b>99,675</b>	<b>180,207</b>	<b>81,110</b>	<b>116,614</b>	<b>-</b>
	<b>TOTAL GEN FUND REVENUES</b>	<b>10,304,042</b>	<b>10,384,446</b>	<b>12,390,752</b>	<b>12,896,099</b>	<b>13,572,202</b>	<b>9,457,280</b>

2025 Act v Bud	
\$	%
0	-
(750)	-
(11,351)	-
370	12%
(9,668)	-33%
0	-
(50,774)	-
0	-
0	-
(600)	-
8,514	24%
0	-
4,500	64%
(146)	-
346,500	100%
<b>349,709</b>	<b>274%</b>
8,500	100%
12,500	100%
0	-
0	-
8,500	100%
16,410	100%
35,704	100%
0	-
0	-
0	-
0	-
0	-
35,000	100%
0	-
0	-
0	-
0	-
<b>116,614</b>	<b>600%</b>
<b>4,114,921</b>	<b>-602%</b>

Favorable (Unfavorable)

2025 YTD vs. PY		
2024 YTD	Variance	%
0	0	-
0	750	-
0	11,351	-
3,970	(1,340)	-34%
29,412	9,256	31%
0	0	-
	50,774	
0	0	-
0	0	-
0	600	-
8,059	18,427	229%
0	0	-
0	2,500	-
(239)	385	-161%
0	0	-
<b>285,154</b>	<b>284,980</b>	<b>575%</b>
0	0	-
0	0	-
0	0	-
0	0	-
0	0	-
0	0	-
0	0	-
0	0	-
0	0	-
0	0	-
0	0	-
0	0	-
0	0	-
0	0	-
0	0	-
0	0	-
<b>0</b>	<b>0</b>	<b>0%</b>
<b>4,756,502</b>	<b>4,700,778</b>	<b>45278%</b>

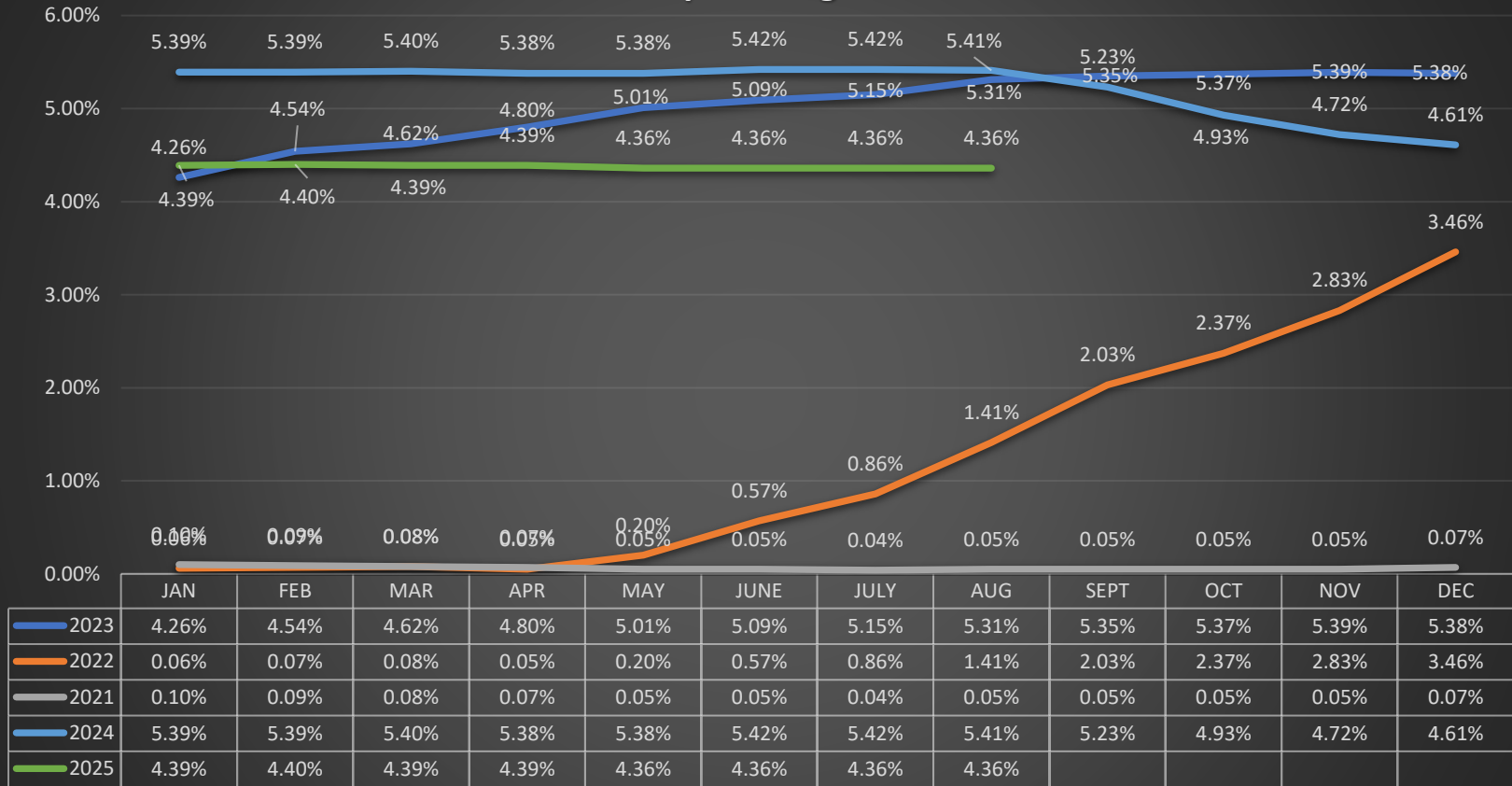
US Treasury: Constant Maturity



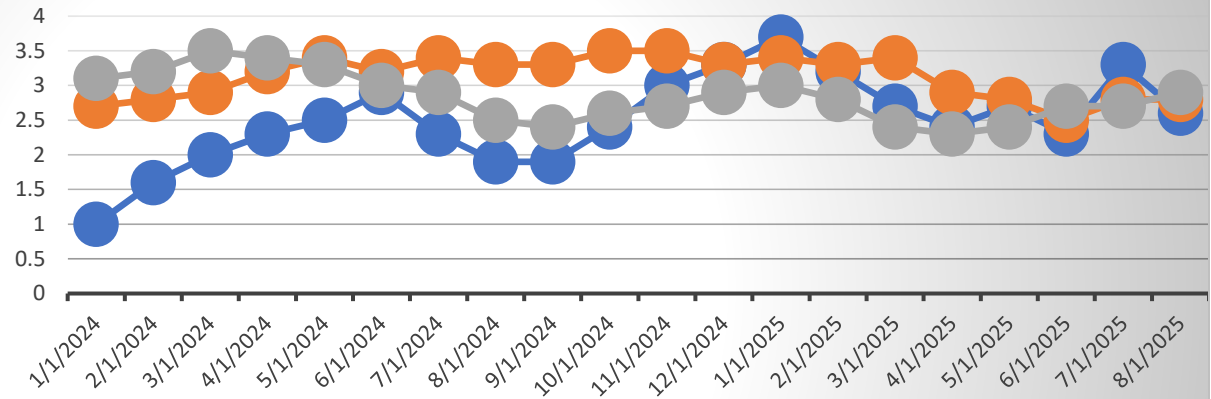
	1 mo	3 mo	6 mo	12 mo	2 yr	3 yr	5 yr	7 yr	10 yr	20 yr	30 yr
8/31/2022	2.40%	2.96%	3.32%	3.50%	3.45%	3.46%	3.30%	3.25%	3.15%	3.53%	3.27%
8/31/2023	5.54%	5.56%	5.54%	5.37%	4.90%	4.59%	4.31%	4.26%	4.17%	4.46%	4.28%
8/31/2024	5.50%	5.30%	4.96%	4.43%	3.97%	3.79%	3.71%	3.77%	3.87%	4.25%	4.15%
8/31/2025	4.46%	4.30%	4.11%	3.89%	3.70%	3.67%	3.79%	4.00%	4.26%	4.85%	4.87%



## General Fund Operating Account Yield



## 12-Month Inflation Measures



	1/31/2024	2/29/2024	3/31/2024	4/30/2024	5/31/2024	6/30/2024	7/31/2024	8/31/2024	9/30/2024	10/31/2024	11/30/2024	12/31/2024	1/31/2025	2/28/2025	3/31/2025	4/30/2025	5/31/2025	6/30/2025	7/31/2025	8/31/2025
PPI Final Demand	1	1.6	2	2.3	2.5	2.9	2.3	1.9	1.9	2.4	3	3.3	3.7	3.2	2.7	2.4	2.7	2.3	3.3	2.6
PPI final Demand (less Food, Energy, Trade Svcs)	2.7	2.8	2.9	3.2	3.4	3.2	3.4	3.3	3.3	3.5	3.5	3.3	3.4	3.3	3.4	2.9	2.8	2.5	2.8	2.8
CPI-U (All Items)	3.1	3.2	3.5	3.4	3.3	3.0	2.9	2.5	2.4	2.6	2.7	2.9	3.0	2.8	2.4	2.3	2.4	2.7	2.7	2.9

—●— PPI Final Demand

—●— PPI final Demand (less Food, Energy, Trade Svcs)

—●— CPI-U (All Items)



## Finance Committee Agenda Item

Meeting Date:	September 23, 2025
Agenda Item:	Discussion and possible action to recommend amending Ordinance 2.48.080 Removal of Members
Staff Contact (name, email, phone):	Steven T. Chesebro, <a href="mailto:schesebro@whitewater-wi.gov">schesebro@whitewater-wi.gov</a> , 262-458-2780

### BACKGROUND

(Enter the who, what, when, where, why)

On June 17, 2025 Ordinance 25-O-20 was on the agenda for removal of committee members. The request originated from prior practices which followed a process for removal consistent with Whitewater Ordinance 2.48.080 which is limited in application to only the Industrial Development Commission. The intent was for Ordinance 25-O-20 to provide a standard procedure for removal of committee members for unexcused absences and some other reasons.

Concerns have been raised about the policy to ensure it does not apply to members of committees who are appointed by third parties, addressing council members, and City Manager designee being able to excuse absences.

Removal of City officers, which includes committee and commission members is controlled by State Statute Wis. Stat. § 17.12 Removal and suspension of City Officers. Under Wis. Stat. § 17.12 an officer appointed to a position within the City may be removed by the appointing official at pleasure or by the Common Council for cause. Where the individual is appointed by the Common Council the Common Council is able to remove the individual at its pleasure. However, removing a person by Common Council requires an affirmative vote of three-fourths (6 Members for City of Whitewater) of its members. Removal by any other committee that appointed an individual would require 2/3 vote.

It should be noted that there are other removal provisions for elected officials and Board of Police and Fire Commissioners under Wis. Stat. § 17.12. There are also some other special cases for removals that are governed by other state statutes.

“For cause” is defined by Wis. Stat. § 17.001 to mean “inefficiency, neglect of duty, official misconduct, or malfeasance in office.” Substantial unexcused absences would justify removing a committee member or other City Officer.

“At pleasure” is a legal term understood to mean that the person can be removed for any non-illegal reason or no reason at all.

With the procedure in place by State Statute, for removal of City officers, that procedure is the baseline of what the City can do. Wis. Stat. § 17.12 does provide additional authority to a common council to remove the option of firing at pleasure and instead requiring City officers to only be removed for inefficiency, neglect of duty, official misconduct, or malfeasance in office. Electing to restrict removal for pleasure provides additional protection to city officers, as their employment cannot be terminated for no reason. However,

restricting removal of pleasure may slow down or prevent the removal of an individual who should be removed because inefficiency, neglect of duty, official misconduct, or malfeasance in office cannot be sufficiently proven.

#### PREVIOUS ACTIONS – COMMITTEE RECOMMENDATIONS

(Dates, committees, action taken)

June 17, 2025: Ordinance 25-O-20 was presented to Common Council and referred to Finance Committee for Review and consideration requested returned to council by October 1.

July 22, 2025: Ordinance 25-O-20 was presented to Finance Committee was tabled to September meeting for advice of new City Attorney.

#### FINANCIAL IMPACT

(If none, state N/A)

N/A

#### STAFF RECOMMENDATION

Staff recommends taking no action and directing City staff to comply with and follow Wis. Stat. § 17.12. Alternatively, the Council may wish to create an ordinance requiring City officers may only be removed for inefficiency, neglect of duty, official misconduct, or malfeasance in office.

#### ATTACHMENT(S) INCLUDED

(If none, state N/A)

1. Proposed Ordinance 25-O-20 to Create Ordinance 2.48.080.

**AN ORDINANCE REPEALING  
CHAPTER 2.48 INDUSTRIAL DEVELOPMENT COMMISSION**

**WHEREAS**, this ordinance was reviewed by                                    [committee/commission] and is recommended for adoption by said committee; and,

**WHEREAS**, the City of Whitewater strives to maintain an efficient and effective local government structure; and,

**WHEREAS**, the City must from time to time evaluate its best use of fiscal and personnel resources; and,

**WHEREAS**, it is in the best interest of the City to streamline its committee structure and eliminate unnecessary administrative burdens;

**The Common Council of the City of Whitewater, Walworth and Jefferson Counties, Wisconsin, does ordain as follows:**

SECTION 1: Whitewater Municipal Code Chapter 2.48 is hereby repealed.

SECTION 2: All ordinances or parts of ordinances inconsistent with the provisions of this ordinance are hereby repealed.

SECTION 3: This ordinance shall take effect and be in force the day after its passage and publication.

This Ordinance was introduced by Council Member \_\_\_\_\_, who moved its adoption.

Seconded by Council Member \_\_\_\_\_.

DATE	First Meeting Date				Second Meeting Date			
READING	FIRST				SECOND			
	YES	NO	PASS	ABSENT	YES	NO	PASS	ABSENT
Michael Smith								
Orin Smith								
Steven Sahyun								
Brian Schanen								
Neil Hicks								
Greg Majkrzak								
Patrick Singer								
Total:								

ADOPTED: \_\_\_\_\_

\_\_\_\_\_  
John Weidl, City Manager

ATTEST:

\_\_\_\_\_  
Heather Boehm, City Clerk

Date: September 23, 2025

To: Finance Committee

From: Rachelle Blitch, Director of Financial and Administrative Services

Re: Personnel Update

As part of the budget development process, we conducted a thorough review of departmental staffing needs. Currently, there are six pending job reclassification requests (including one role consolidation), two requests for new positions, one previously unfilled position slated to be posted, and one position planned to transition to full-time. These adjustments are designed to align staffing with the City's evolving service demands. The proposed changes are as follows:

#### 2025 Changes

- **Administrative Assistant – CDA** (2 Part-time positions): The Administrative Assistant – CDA positions are being combined and reclassified to Economic Development Coordinator to support business recruitment, retention, and community development projects on a higher level. This change shifts the salary range from Grade G to Grade J. This reclassification has been approved by the City Manager and is presently posted. There is no change in FTE count and additional funding for 2025 is not needed.
- **Junior IT Technician (.5)**: This position will not be filled for the remainder of 2025. The associated 0.5 FTE has been reallocated to an IT Technician, resulting in no net change to total FTE. While this adjustment creates a modest cost increase, the department expects to absorb it within the existing budget and does not anticipate needing additional funding.
- **Circulation Assistant**: The Circulation Assistant position is being reclassified to a lower grade as it is essentially a reinstated role that was previously eliminated, with responsibilities aligned to routine clerical and customer service duties rather than higher-level technical functions. This position will allow the Customer Service Specialists to spend more time helping customers as opposed to routine clerical tasks. This change would shift the salary range from E down to C. No overall change to the FTE count or to the budget.

#### 2026 Proposed Changes

- **Administrative Assistant - Neighborhood Services**: The Administrative Assistant position is being reclassified to Zoning Specialist to better reflect the technical expertise and regulatory responsibilities required to support the City's zoning and development activities. This change would shift the salary range from Grade G to Grade I.
- **Paralegal/Legal Assistant**: The Paralegal or Legal Assistant positions are being created to assist the City Attorney's office in performing support for legal research, document preparation and case



www.whitewater-wi.gov  
 Telephone: 262-473-0500  
 Fax: 262-222-5903

Office of Finance  
 312 W. Whitewater St.  
 Whitewater, WI 53190

management. Depending on the skillset of the applicants they will be placed in either Grade H for the Legal Assistant or Grade J for a Paralegal.

- **Aquatic Coordinator:** Due to the significant operational demands at the WAFC, the Aquatic Coordinator position—left unfilled for 2025—will now be posted.
- **IT Technician (.5):** The IT Technician hired in 2025 at less than full-time will transition to a full-time role upon meeting the required education and certification standards, resulting in a 0.5 FTE increase in 2026.

In addition, the following positions have recently entered the reclassification and review process:

- **Support Services Manager**
- **Youth Program Coordinator**
- **WAFC Manager**

The city manager has the authority to create minor administrative offices and positions under Wis. Stat. § 64.11(2). The city manager in creating positions would still need to remain compliant with the city budget and is subject to oversight by the Common Council. Should a position require additional funding it would be incorporated into a new budget or a budget amendment would need to be obtained.