



A G E N D A
CITY OF WAUPUN BOARD OF PUBLIC WORKS
Waupun City Hall – 201 E. Main Street, Waupun WI
Tuesday, January 14, 2020 at 4:30 PM

CALL TO ORDER

ROLL CALL

PERSONS WISHING TO ADDRESS THE BOARD OF PUBLIC WORKS--*State name, address, and subject of comments.*
(2 Minutes)

No Public Participation after this point.

FUTURE MEETINGS AND GATHERING INVOLVING THE BOARD OF PUBLIC WORKS

CONSIDERATION - ACTION

- [1.](#) Approve minutes of the 12-10-19 Meeting.
- [2.](#) 2020 Chevrolet Silverado 3500 Flatbed Quote
- [3.](#) Stormsewer televising and report quote for half of Section F of the stormwater system.
- [4.](#) Equipment Rates for 2020

DISCUSSION UPDATES

- [5.](#) ATV Sign permits and sign installation schedule
- [6.](#) Harris Creek Improvement Update

ADJOURNMENT

Upon reasonable notice, efforts will be made to accommodate disabled individuals through appropriate aids and services. For additional information, contact the City Clerk at 920-324-7915.



DRAFT MINUTES
CITY OF WAUPUN BOARD OF PUBLIC WORKS
Waupun City Hall – 201 E. Main Street, Waupun WI
Tuesday, December 10, 2019 at 4:30 PM

CALL TO ORDER

Chairman Mielke called the meeting of the Board of Public Works to Order at 4:30pm.

ROLL CALL

Board members present on roll call are Chairman Mielke, Alderman Matoushek, Alderman Vossekuil, Deputy Chief Rasch, Public Works Director Daane, and City Clerk Hull. No members are absent.

Common Council members in attendance are Mayor Nickel.

No City Staff is present.

No members in the audience are present.

PERSONS WISHING TO ADDRESS THE BOARD OF PUBLIC WORKS

No member of the public appeared before the Board.

FUTURE MEETINGS AND GATHERING INVOLVING THE BOARD OF PUBLIC WORKS

The next regularly scheduled meeting of the Board of Public Works is January 14, 2020 at 430pm in the City Hall Council Chambers, if needed.

CONSIDERATION - ACTION

1. Approve minutes from the November 12, 2019 Board of Public Works meeting.

Motion Vossekuil, second Matoushek to approve the November 12, 2019 minutes of the Board of Public Works. Motion carried 6-0.

2. Update on 2019 project costs.

Daane provides costs (which include labor, equipment, and materials) for yard waste pick up, storm sewer work, aquatic center maintenance, and snow removal for informational purposes only.

3. LED Lighting Project Update

Faith Technologies has completed the LED lighting project which included the City Hall, Community Center, Safety Building, and Library. Daane has reviewed the Utility costs and a savings is seen.

4. Approve Salt Reduction Strategy

Daane received the 2019-2020 Salt/Sand pricing from Fond Du Lac County. Discussions of salt contamination to our rivers, lakes, streams and salt damage to roads and streets has been a topic of concern for many municipalities. Daane would like to propose a salt reduction strategy of salting the main and secondary streets. Residential streets will have intersections, hills, and curves salted.

Motion Vossekuil, second Matoushek to approve the reduction of the amount of salt used on residential streets by salting only intersections, hills and curves during most snow events. Motion carried 6-0 on roll call.

ADJOURNMENT

Motion Vossekuil, second Matoushek to duly call the meeting adjourned at 4:46pm.

Angie Hull, Clerk



Ewald Automotive Group

Scott Kussow | 262-567-5555 | skfleet@ewaldauto.com

Vehicle: [Fleet] 2020 Chevrolet Silverado 3500HD CC (CK31403) 4WD Reg Cab 171" WB, 84.5" CA
Work Truck (✓ Complete)

Quote Worksheet

	MSRP
Base Price	\$37,400.00
Dest Charge	\$1,595.00
Total Options	\$12,225.00
Subtotal	\$51,220.00
Subtotal Pre-Tax Adjustments	\$0.00
Less Customer Discount	(\$12,985.00)
Subtotal Discount	(\$12,985.00)
Trade-In	\$0.00
Subtotal Trade-In	\$0.00
Taxable Price	\$38,235.00
Sales Tax	\$0.00
Subtotal Taxes	\$0.00
Subtotal Post-Tax Adjustments	\$0.00
Total Sales Price	\$38,235.00

No PTO

\$37,330

Comments:

2020 Chevrolet Silverado 3500 Reg Cab 4wd C&C 84" CA to your specs as detailed, (similar to '09 truck). Registration fees are not included. Delivery can be anticipated 90-120 days from receipt of your order.

Dealer Signature / Date

Customer Signature / Date

This document contains information considered Confidential between GM and its Clients uniquely. The information provided is not intended for public disclosure. Prices, specifications, and availability are subject to change without notice, and do not include certain fees, taxes and charges that may be required by law or vary by manufacturer or region. Performance figures are guidelines only, and actual performance may vary. Photos may not represent actual vehicles or exact configurations. Content based on report preparer's input is subject to the accuracy of the input provided.

Data Version: 9668. Data Updated: Nov 12, 2019 11:20:00 PM PST.

MADISON TRUCK EQUIPMENT INC.

A Complete Line
Of
Truck Equipment

2410 S. Stoughton Road
Madison, WI 53716-2898

Telephone (608) 222-5591
Wisconsin (800) 259-7453
FAX (608) 222-3644

To: **City Of Waupun**
Address: 201 E. Main ST.
City: Waupun, WI
Attention: **Jeff Daane**
Telephone #: 920-324-7918 office
Fax #: 920-324-7939

Date: 11/15/19
Delivery:
Dealer:
P. O. #:

Shop 324-7936 Terms: **NET ON DELIVERY, unless specified**

920-324-7555 Shop		QUOTE GOOD FOR 30 DAYS		PRICE EACH
Quantity				
One	Knapheide PVMX- 11' 3" X 96" Platform Body with 5" structural steel longrails 3" steel "self-cleaning" crossmembers on 12" centers 2" nominal dense yellow pine floor, CCA treated, tongue in groove 12 gauge high strength steel side & end rails with 2" X 4" stake pockets FMVSS clearance lights mounted in rubber grommets Electrodeposition primer, complete Immersion (Dipping), finish painted black 10 Gauge Steel Floor Overlay			
One	Crysteel LB 510 SA electric/hydraulic hoist with push button controls Not Installed FOB Madison, WI			
	TOTAL			\$5,806.00
The quoted price includes ONLY what is described above. It is your responsibility to review the specifications.				
Chassis Make	GM 3500	CA: 84"	Trans:	Subtotal
Customer Signature and Date	Salesman			Tax 5.5%
				F.E.T. 12%
	Kurt Schadewalt			TOTAL



Quote

1772 S Vandenberg Road
Green Bay, WI 54311
Phone (920) 655-8049
Fax (920) 468-7207
adamtierney@northernpipeinc.com
www.northernpipeinc.com

Date	Quote #
1/3/2020	261

City of Waupun
201 E. Main St.
Waupun, WI 53963

Quote Good Thru	Payment Terms		Sales Rep	
2/3/20	Net 30		AWT	
Description	Unit of Measure	Quantity	Unit Price	Total
2020 Storm Sewer Televising- City of Waupun				
Mobilization and Demob of TV Truck and Crew	Each	1	0.00	0.00
Storm Sewer Televising (8"-48")	Foot	23,518	0.42	9,877.56
Storm Sewer Televising of Inlet Leads (under 75') *estimated quantity; invoice will reflect total footage	Foot	4,300	1.45	6,235.00
Storm Sewer Cleaning (if needed) \$235 per hour *quantity unknown at time of quote				
Work schedule shall be set in the best interest of both parties. Currently looking at completing work in February/March of 2020.				
Upon completion of the televising the customer will receive a flash drive and hard copy of all data collected.				
This proposal serves as an estimate for completion of the work and can be adjusted to take into consideration any unforeseen circumstances that may arise.				
If approved, please sign anywhere and return.				
Please notify Northern Pipe, Inc. within 30 days if the quotation is accepted and the above prices will be honored.		Total		
All material is guaranteed to be specified. All work to be completed in a workmanlike manner according to standard practices. Any alteration or deviation from above specifications involving extra cost will be executed only upon written orders, and will become an extra charge over and above the estimate. All agreements contingent upon strikes, accidents, or delays beyond our control. Owner to carry fire, tornado, and other necessary insurance. Our workers are fully covered by workmen's compensation insurance.		\$16,112.56		

2020 Equipment Rates

ID	Description	Manufacturer	Model	Year	VIN
1-16	Ford Escape	Ford	Escape	2017	1FMCU9G97HUA 52025
	Ratesub				
	Default		1/1/2020	15.50 \$/hr	
3-08	Tandem Dump Truck	Sterling	LT-7501	2008	2FZHATBS78AY7 9046
	Ratesub				
	Truck		1/1/2020	68.86 \$/hr	
	Power Reversible		1/1/2020	13.26 \$/hr	
	Tailgate-Mounted-computerized		1/1/2020	12.80 \$/hr	
	Widening Wing		1/1/2020	12.06 \$/hr	
5-09	Tandem Dump Truck	Freightliner	M2106V	2009	1FVHC3BS19HAJ 1444
	Ratesub				
	Truck		1/1/2020	68.86 \$/hr	
	Power Reversible		1/1/2020	13.26 \$/hr	
	Tailgate-Mounted-computerized		1/1/2020	12.80 \$/hr	
	Widening Wing		1/1/2020	12.06 \$/hr	
6-13	Single Axle Dump Truck	Freightliner	108SD	2013	1FVAG5BS0DHF B9538
	Ratesub				
	Truck		1/1/2020	53.44 \$/hr	
	Power Reversible		1/1/2020	13.26 \$/hr	
	Tailgate - mounted - computerized - prewetting sy		1/1/2020	13.66 \$/hr	
	Widening Wing		1/1/2020	12.06 \$/hr	
7-03	Tandem Dump Truck	Sterling	LT-7501	2003	2FZHATAKX3AM 13718
	Ratesub				
	Truck		1/1/2020	68.86 \$/hr	
	Power Reversible		1/1/2020	13.26 \$/hr	
	Widening Wing		1/1/2020	12.06 \$/hr	
8-20	Tandem Dump Truck	Freightliner	114SD	2020	1FVHG3FE9LHLW7783
	Ratesub				
	Truck		1/1/2020	68.86 \$/hr	
8-90	Single Axle Dump Truck	Ford	L-8000	1990	1FDYK82A7LVA3 2741
	Ratesub				
	Truck		1/1/2020	53.44 \$/hr	
	Power Reversible		1/1/2020	13.26 \$/hr	
	Widening Wing		1/1/2020	12.06 \$/hr	
9-12	Tandem Dump Truck	Freightliner	M280	2012	1FVHC3BS3CHB R5339
	Ratesub				
	Truck		1/1/2020	68.86 \$/hr	
	Power Reversible		1/1/2020	13.26 \$/hr	
	Tailgate - mounted - computerized		1/1/2020	12.80 \$/hr	
	Widening Wing		1/1/2020	12.06 \$/hr	
11-01	Tandem Dump Truck	Sterling	LT-7501	2001	2FZHATAK01AJ9 3549
	Ratesub				
	Truck		1/1/2020	68.86 \$/hr	
	Power Reversible		1/1/2020	13.26 \$/hr	
	Widening Wing		1/1/2020	12.06 \$/hr	
12-18	Global Street Sweeper	Global	M4HSD	2017	1G9GS4HL3HS4 62010
	Ratesub				
	Default		1/1/2020	81.30 \$/hr	
15-17	3/4 Ton Pick-up Truck	Chevrolet	Silverado 15	2017	1GCNKNEC4HZ1 85094
	Ratesub				
	Default		1/1/2020	14.40 \$/hr	

ID	Description	Manufacturer	Model	Year	VIN
19-03	1/2-Ton Pickup Truck	Chevrolet	1500	2003	1GCEK14T63Z26 3023
	Ratesub				
	Default		1/1/2020	14.40 \$/hr	
22-13	1/2-Ton Pickup Truck	Chevrolet	Silverado	2013	1GCNKPE01DZ1 65235
	Ratesub				
	Default		1/1/2020	14.40 \$/hr	
27-98	1-Ton Flatbed Truck w/hoist	Chevrolet	3500	1998	1GBJK34F6WF06 6660
	Ratesub				
	Default		1/1/2020	14.40 \$/hr	
28-03	1-Ton Flatbed Truck w/hoist	Chevrolet	3500	2003	1GBJK34173E26 6968
	Ratesub				
	Default		1/1/2020	14.40 \$/hr	
29-11	1/2 Ton Pick-up	Chevrolet	Silverado	2011	1GCNKPE03BZ3 61139
	Ratesub				
	Default		1/1/2020	14.40 \$/hr	
30-06	1-Ton Flatbed Truck w/hoist	Chevrolet	3500	2006	1GBJK34266E12 6374
	Ratesub				
	Default		1/1/2020	14.40 \$/hr	
34-09	1-Ton Pickup Truck w/ hoist	Chevrolet	3500	2009	1GBJK74649F15 8829
	Ratesub				
	Default		1/1/2020	14.40 \$/hr	
34-12-A	Wideout Plow	Western		2012	
	Ratesub				
	Default		1/1/2020	13.26 \$/hr	
38-96	3/4-Ton Pickup Truck	Chevrolet	2500	1996	1GBGK24RXTZ2 06086
	Ratesub				
	Default		1/1/2020	14.40 \$/hr	
39-06	1-Ton Flatbed Truck w/hoist	Chevrolet	3500	2006	1GBJK34296E12 5381
	Ratesub				
	Default		1/1/2020	14.40 \$/hr	
40-07	1-Ton Flatbed Truck	Chevrolet	Silverado	2007	1GBJK34667E52 5564
	Ratesub				
	Default		1/1/2020	14.40 \$/hr	
52-99	1-Ton Flatbed Pickup Truck	Chevrolet	3500	1999	1GBJK34F2XF01 7036
	Ratesub				
	Default		1/1/2020	14.40 \$/hr	
101-88	Track Loader	Caterpillar	953	1988	20Z01628
	Ratesub				
	Default		1/1/2020	48.66 \$/hr	
102-84	Grader	Caterpillar	140G	1984	72V06860
	Ratesub				
	Default		1/1/2020	62.64 \$/hr	
	Ripper Attachment		1/1/2020	102.30 \$/hr	
	Widening Wing		1/1/2020	29.32 \$/hr	
103-10	Caterpillar Payloader	Caterpillar	930H	2010	CAT0930HPDHC 02116
	Ratesub				
	Default		1/1/2020	59.20 \$/hr	
103-96	Snowblower	Fair Snocrete	7421C	1996	
	Ratesub				
	Default		1/1/2020	185.20 \$/hr	
103-10-B	Payloader Wausau Plow	Wausau	HSP4212H	2010	17494
	Ratesub				
	Default		1/1/2020	31.92 \$/hr	

ID	Description	Manufacturer	Model	Year	VIN
103-10-C	Payloader Wausau Wing	Wausau	PW10 RHTE Wing	2010	17494
	Ratesub				
	Default		1/1/2020	29.32 \$/hr	
104-18	New Holland Backhoe	New Holland	895CSC	2018	NJHH01346
	Ratesub				
	Default		1/1/2020	47.78 \$/hr	
104-18-A	Compactor	New Holland		2018	
	Ratesub				
	Default		1/1/2020	28.84 \$/hr	
104-18-B	Breaker	New Holland		2018	12986
	Ratesub				
	Default		1/1/2020	27.30 \$/hr	
105-08	Front End Loader	Caterpillar	930H	2008	CAT0930HLDHC 00679
	Ratesub				
	Default		1/1/2020	59.20 \$/hr	
105-08-C	Payloader Wausau Plow	Wausau	SS4212H	2008	08172
	Ratesub				
	Default		1/1/2020	31.92 \$/hr	
105-08-D	Payloader Wausau Wing	Wausau	PW9RHTE	2008	08172
	Ratesub				
	Default		1/1/2020	29.32 \$/hr	
106-96	Backhoe / Tractor	Caterpillar	311	1996	9LJ00491
	Ratesub				
	Default		1/1/2020	48.78 \$/hr	
107-96	Bobcat Loader, skid w/ auger & chisel	Melroe	773	1996	509638612
	Ratesub				
	Default		1/1/2020	26.80 \$/hr	
151-76	Tractor	Massey Ferguson	MF-20	1976	9A236875
	Ratesub				
	Default		1/1/2020	30.10 \$/hr	
	Roto-tiller		1/1/2020	29.26 \$/hr	
152-09	Riding Lawn Mower	Kubota	F3680	2009	11059
	Ratesub				
	Default		1/1/2020	20.60 \$/hr	
153-98	Floor Sweeper	Clarke	575-100	1998	350802
	Ratesub				
	Default		1/1/2020	99.68 \$/day	
154-08	Compactor	Honda	WP 1550AW	2008	7576 121 6644032
	Ratesub				
	Default		1/1/2020	29.36 \$/hr	
155-96	Leaf Vac	Giant Vac	6600 JD	1996	96267144
	Ratesub				
	Default		1/1/2020	38.20 \$/hr	
156-10	Leaf Vac	Giant Vac	6600JDT-TR14	2010	111910001
	Ratesub				
	Default		1/1/2020	38.20 \$/hr	
157-18	Toro Groundsmaster	Toro	30695	2018	403155061
	Ratesub				
	Default		1/1/2020	\$20.60 \$/hr	
158-84	Tractor	John Deere	430	1984	M00430X360056
	Ratesub				
	Default		1/1/2020	14.18 \$/hr	

ID	Description	Manufacturer	Model	Year	VIN
159-15	Mower	John Deere	1600 WAM TD TP	2015	1TC1600TPEF30 0039
	Ratesub				
	Default		1/1/2020	20.60 \$/hr	
160-96	Tractor / Blade / Broom	John Deere	455	1996	00455C040252
	Ratesub				
	Default		1/1/2020	14.18 \$/hr	
	Broom		1/1/2020	36.08 \$/hr	
	Sprayer		1/1/2020	14.32 \$/hr	
162-85	Tractor	John Deere	430	1985	
	Ratesub				
	Default		1/1/2020	14.18 \$/hr	
163-88	Case Internatio 885 Tractor	Case	T25	1988	021303
	Ratesub				
	Default		1/1/2020	26.80 \$/hr	
	2 pan section		1/1/2020	21.44 \$/hr	
164-94	Roller / Vibrating	Wacker	RD880	1994	629601130
	Ratesub				
	Default		1/1/2020	26.48 \$/hr	
165-07	Brush Chipper	Brush Bandit	1290H Drum Bandit	2007	007231
	Ratesub				
	Default		1/1/2020	30.18 \$/hr	
166-12	Rustler 120 4X4	New Holland	120	2012	CM1234-304085
	Ratesub				
	Default		1/1/2020	22.72 \$/hr	
167-03	Toyota Fork Lift	Toyota	7FGU25	2003	69064
	Ratesub				
	Default		1/1/2020	71.50 \$/hr	
168-00	Versa Vac Trailer		1266	2000	1J911172XYC124 266
	Ratesub				
	Default		1/1/2020	66.92 \$/hr	
200-18	Walk behind concrete saw		FS400	2018	20181400182
	Ratesub				
	Default		1/1/2020	56.10 \$/hr	
201	Makita Concrete Saw	Makita	DPC7311		0507096193
	Ratesub				
	Default		1/1/2020	56.10 \$/hr	
202	Cement Saw	ICS	613GC		4470492
	Ratesub				
	Default		1/1/2020	56.10 \$/hr	
203	Cement Saw	Dolmar	309		309000150
	Ratesub				
	Default		1/1/2020	56.10 \$/hr	
250-98	Air Compressor	Atlas	XAS90JD	1998	4500A0717WH60 6309
	Ratesub				
	Default		1/1/2020	15.42 \$/hr	
251-73	Trailer	Roller Trailer	8-12	1973	Home Made
	Ratesub				
	Default		1/1/2020	21.68 \$/hr	
253	Paint / Cone Trailer				Home Made
	Ratesub				
	Default		1/1/2020	11.22 \$/hr	
254	425 Gal. Water Tank & Pump		PG2		5806936
	Ratesub				
	Default		1/1/2020	24.94 \$/hr	

ID	Description	Manufacturer	Model	Year	VIN
255	Toro Mower Trailer	Toro			Home Made
	Ratesub				
	Default		1/1/2020	14.00 \$/hr	
256-12	3" Diaphragm Pump	Wacker - Neuson PD3	PDT3A	2012	20059729
	Ratesub				
	Default		1/1/2020	19.04 \$/hr	
257-13	Generator	Honda	EU2000I	2013	EACT-1120920
	Ratesub				
	Default		1/1/2020	14.52 \$/hr	
258	Compactor	Wacker	B5-604		0501310334
	Ratesub				
	Default		1/1/2020	29.36 \$/hr	
260	Tiller	Gilson	51134G 46925		13D2C1-433
	Ratesub				
	Default		1/1/2020	29.26 \$/hr	
261	Portable Generator	OHV	OVH50		H934107
	Ratesub				
	Default		1/1/2020	14.52 \$/hr	
263	Bobcat Flatbed Trailer				Home Made
	Ratesub				
	Default		1/1/2020	21.68 \$/hr	
265-94	CAT Flatbed Trailer	Trail King	TK40LP	1994	1TKC02422RM11 5296
	Ratesub				
	Default		1/1/2020	37.82 \$/hr	
269	Power Washer	Alkota	5181		D02-05181
	Ratesub				
	Default		1/1/2020	58.50 \$/hr	
277-12	All Seasons Sprayer	Monroe	ASSU 325	2012	12-04-9001
	Ratesub				
	Default		1/1/2020	31.64 \$/hr	
278-13	Anti-Icer	Monroe	Anti Icer Unit	2013	18-08-9000
	Ratesub				
	Default		1/1/2020	27.76 \$/hr	
282	Floor Cleaner	Advance	393670		1162169
	Ratesub				
	Default		1/1/2020	75.00 \$/day	
283	Cement Trailer	Radius			Home Made
	Ratesub				
	Default		1/1/2020	14.00 \$/hr	
285-05	Cement Trailer			2005	Home Made
	Ratesub				
	Default		1/1/2020	37.82 \$/hr	
366-13	Air Compressor	Rolair	D2002HPV5	2013	13103350
	Ratesub				
	Default		1/1/2020	15.52 \$/hr	
376	Air Compressor	NAPA	NAC82-309-VBT		0006995
	Ratesub				
	Default		1/1/2020	15.42 \$/hr	

ID	Description	Manufacturer	Model	Year	VIN
379-13	Pressure Washer	MI-T-M	cv-2400-4mbc	2013	10663263
	Ratesub				
	Default		1/1/2020	38.90 \$/hr	
380-14	Pressure Washer	MI-T-M	cv-2600-ommc	2014	10702320
	Ratesub				
	Default		1/1/2020	38.90 \$/hr	
381-14	Pressure Washer	Clean Blue	AR142plus	2014	13019-0813040
	Ratesub				
	Default		1/1/2020	38.90 \$/hr	
900	Cub Cadet Volunteer 4x2 625		625		
	Ratesub				
	Default		1/1/2020	22.72 \$/hr	
901	John Deere Gator CX	John Deere	Gator CX		1M00CXRAEEM1 20288
	Ratesub				
	Default		1/1/2020	22.72 \$/hr	
902	John Deere 3 Wheeler	John Deere	1200A		TC1200A14480
	Ratesub				
	Default		1/1/2020	22.72 \$/hr	













APPLICATION/PERMIT FOR ATV SIGN INSTALLATION ON STATE TRUNK HIGHWAY

Wisconsin Department of Transportation (WisDOT)

10/2019 s. 23.33(8)(e), 86.07(2)(a), 86.19, and other applicable Wis. Stats.

INSTRUCTIONS: Answer the items in the blanks below and on page 2. Submit application as a Word document. Include a copy of the municipal and/or county ATV ordinance(s) for review. WisDOT does not approve ATV ordinances but checks them to verify compliance with applicable state statutes.

1. Municipality or County Name, Address, City, State and ZIP Code City of Waupun 201 E. Main Street Waupun, WI 53963		2. Contact Person Name: <u>Jeff Daane</u> Title: <u>Director of Public Works</u> Phone: <u>920-324-7918</u> Email: <u>jeff@cityofwaupun.org</u>		3. Municipal and County ATV Sign Locations (List all that apply) Town: _____ Village: _____ City: <u>Waupun</u> County: <u>Dodge</u>																																									
4. ATV Sign Messages, ID Numbers, and Sizes <div style="display: flex; justify-content: space-around; align-items: flex-end;"><div> D11-10 24" x 18"</div><div> D11-10A 36" x 36"</div><div> D11-10P 24" x 12"</div><div> MK4-6 24" x 12"</div><div> MK4-14 24" x 12"</div><div> M7-1 12" x 9"</div><div> M7-5 12" x 9"</div><div> M7-2 12" x 9"</div><div> M7-6 12" x 9"</div><div> R5-51 24" x 24"</div></div>																																													
5. Specific ATV Sign Location and Message Information (For b, list only one number if there are two or more concurrent routes. For c, list the direction used with the highway route signs, which may or may not be the direction the highway travels at the proposed location.) a) Sign b) Highway c) Cardinal Direction d) Sign ID Number e) Proposed Location (Name of nearest intersecting road, municipal or county boundary, etc. – Provide map or sketch on page 2) <table border="1"><tr><td>1.</td><td>STH 49</td><td>Southbound</td><td>D11-10A</td><td>270' east of Verhage Rd</td></tr><tr><td>2.</td><td>STH 49</td><td>Southbound</td><td>D11-10</td><td>50' east of County Park Rd</td></tr><tr><td>3.</td><td>STH 49</td><td>Northbound</td><td>D11-10</td><td>50' east of CTH MMM (County Park Rd) (Includes M7-1 Arrow - Left)</td></tr><tr><td>4.</td><td>STH 49</td><td>Northbound</td><td>R5-51</td><td>50' west of CTH MMM (County Park Rd)</td></tr><tr><td>5.</td><td>STH 49</td><td>Northbound</td><td>D11-10A</td><td>120' east of USH 151 SB off ramp</td></tr><tr><td>6.</td><td>STH 49</td><td>Northbound</td><td>D11-10</td><td>150' east of Gateway Dr</td></tr><tr><td>7.</td><td>STH 49</td><td>Southbound</td><td>D11-10</td><td>100' west of Shaler Dr (Includes MK4-6 END plaque)</td></tr><tr><td>8.</td><td>STH 26</td><td>Northbound</td><td>D11-10A</td><td>400' north of Milligan Rd</td></tr></table>						1.	STH 49	Southbound	D11-10A	270' east of Verhage Rd	2.	STH 49	Southbound	D11-10	50' east of County Park Rd	3.	STH 49	Northbound	D11-10	50' east of CTH MMM (County Park Rd) (Includes M7-1 Arrow - Left)	4.	STH 49	Northbound	R5-51	50' west of CTH MMM (County Park Rd)	5.	STH 49	Northbound	D11-10A	120' east of USH 151 SB off ramp	6.	STH 49	Northbound	D11-10	150' east of Gateway Dr	7.	STH 49	Southbound	D11-10	100' west of Shaler Dr (Includes MK4-6 END plaque)	8.	STH 26	Northbound	D11-10A	400' north of Milligan Rd
1.	STH 49	Southbound	D11-10A	270' east of Verhage Rd																																									
2.	STH 49	Southbound	D11-10	50' east of County Park Rd																																									
3.	STH 49	Northbound	D11-10	50' east of CTH MMM (County Park Rd) (Includes M7-1 Arrow - Left)																																									
4.	STH 49	Northbound	R5-51	50' west of CTH MMM (County Park Rd)																																									
5.	STH 49	Northbound	D11-10A	120' east of USH 151 SB off ramp																																									
6.	STH 49	Northbound	D11-10	150' east of Gateway Dr																																									
7.	STH 49	Southbound	D11-10	100' west of Shaler Dr (Includes MK4-6 END plaque)																																									
8.	STH 26	Northbound	D11-10A	400' north of Milligan Rd																																									

It is understood and agreed that approval is subject to the applicant's full compliance with the pertinent Statutes, as well as any codes, rules, regulations, and other jurisdictional agencies' permit requirements. Applicant shall comply with all permit provisions, superimposed notes, and detail drawings that WisDOT may add. Any alteration of this form by the applicant is prohibited and may be cause to revoke this permit. When approved, the permit does not transfer any land; nor give, grant or convey any land right, right in land, nor easement in WisDOT right-of-way. It is not assignable or transferrable. All costs associated with this permit are the permittee's responsibility unless otherwise noted.

Dodge County Highway Department

(Sign Contractor Company Name, If applicable)

Brian Field / Highway Commissioner

(Contractor Representative/Title)

920-988-5953

(Area Code/Phone No. – Cell)

920-386-3653

(Area Code/Phone No. – Office)

bfield@co.dodge.wi.us

(Email Address)

x *Jeff Daane*

(Applicant or Authorized Representative Signature)
(If Computer-filled, Brush Script Font)

Jeff Daane

(Printed Name)

920-324-7918

(Area Code/Phone No.)

Director of Public Works

(Title)

jeff@cityofwaupun.org

(Email Address)

1/7/20

(Date)

NOTE: ANY PERMIT ISSUED IS REVOCABLE.

For Official Wisconsin DOT Use Only – Do Not Answer Items Below

<input type="checkbox"/> PERMITTEE SHALL NOTIFY THE WisDOT REPRESENTATIVE LISTED BELOW 3 DAYS BEFORE STARTING ANY WORK: Region contact, title, office address, area code/phone no., and email address Iver Peterson Wisconsin DOT Southwest Region - La Crosse Office 3550 Mormon Coulee Road La Crosse, WI 54601 608-785-9060 iver.peterson@dot.wi.gov	<input checked="" type="checkbox"/> See Supplemental Permit Provisions (Page 3) <input type="checkbox"/> Lane Closure System notification required <input type="checkbox"/> ATV ordinance(s) reviewed by WisDOT access staff <input type="checkbox"/> Insurance or performance bond required <input type="checkbox"/> Permit issued in conjunction with: <input type="checkbox"/> Permit voids and supersedes permit(s) issued <input type="checkbox"/>	Date Application Received 10/17/2019
		Date Application Complete 12/18/2019
		Permit Issuance Date 1/6/2020
		Permit Extension Date
		Permit Number SW-ATV-14-05

Iver Peterson

Digitally signed by Iver Peterson
Date: 2020.01.07 10:47:35 -06'00'

(WisDOT Authorized Representative Signature – If Computer-filled, Brush Script Font)



APPLICATION/PERMIT FOR ATV SIGN INSTALLATION ON STATE TRUNK HIGHWAY

Wisconsin Department of Transportation (WisDOT)

10/2019 s. 23.33(8)(e), 86.07(2)(a), 86.19, and other applicable Wis. Stats.

INSTRUCTIONS: Answer the items in the blanks below and on page 2. Submit application as a Word document. Include a copy of the municipal and/or county ATV ordinance(s) for review. WisDOT does not approve ATV ordinances but checks them to verify compliance with applicable state statutes.

1. Municipality or County Name, Address, City, State and ZIP Code City of Waupun 201 E. Main Street Waupun, WI 53963	2. Contact Person Name: <u>Jeff Daane</u> Title: <u>Director of Public Works</u> Phone: <u>920-324-7918</u> Email: <u>jeff@cityofwaupun.org</u>	3. Municipal and County ATV Sign Locations (List all that apply) Town: _____ Village: _____ City: <u>Waupun</u> County: <u>Dodge</u>																																													
4. ATV Sign Messages, ID Numbers, and Sizes																																															
<div style="display: flex; justify-content: space-around; align-items: flex-end;"><div style="text-align: center;"> D11-10 24" x 18"</div><div style="text-align: center;"> D11-10A 36" x 36"</div><div style="text-align: center;"> D11-10P 24" x 12"</div><div style="text-align: center;"> MK4-6 24" x 12"</div><div style="text-align: center;"> MK4-14 24" x 12"</div><div style="text-align: center;"> M7-1 M7-5 M7-2 M7-6 12" x 9"</div><div style="text-align: center;"> R5-51 24" x 24"</div></div>																																															
5. Specific ATV Sign Location and Message Information (For b, list only one number if there are two or more concurrent routes. For c, list the direction used with the highway route signs, which may or may not be the direction the highway travels at the proposed location.)																																															
<table border="1" style="width:100%"><thead><tr><th>a) Sign</th><th>b) Highway</th><th>c) Cardinal Direction</th><th>d) Sign ID Number</th><th>e) Proposed Location (Name of nearest intersecting road, municipal or county boundary, etc. – Provide map or sketch on page 2)</th></tr></thead><tbody><tr><td>1.</td><td><u>STH 26</u></td><td><u>Southbound</u></td><td><u>D11-10A</u></td><td><u>Sign # 9 - 240' south of Frontage Rd</u></td></tr><tr><td>2.</td><td><u>STH 26</u></td><td><u>Southbound</u></td><td><u>D11-10</u></td><td><u>Sign # 10 - 150' south of E Spring St</u></td></tr><tr><td>3.</td><td><u>STH 26</u></td><td><u>Northbound</u></td><td><u>D11-10</u></td><td><u>Sign # 11 - Across from E Spring St (Includes MK4-6 END plaque)</u></td></tr><tr><td>4.</td><td><u>STH 68</u></td><td><u>Eastbound</u></td><td><u>D11-10A</u></td><td><u>Sign # 12 - 1300' west of S West St</u></td></tr><tr><td>5.</td><td><u>STH 68</u></td><td><u>Eastbound</u></td><td><u>D11-10</u></td><td><u>Sign # 13 - 850' west of S West St</u></td></tr><tr><td>6.</td><td><u>STH 68</u></td><td><u>Westbound</u></td><td><u>D11-10</u></td><td><u>Sign # 14 - 1000' west of S West St (Includes MK4-6 END plaque)</u></td></tr><tr><td>7.</td><td>_____</td><td>_____</td><td>_____</td><td>_____</td></tr><tr><td>8.</td><td>_____</td><td>_____</td><td>_____</td><td>_____</td></tr></tbody></table>			a) Sign	b) Highway	c) Cardinal Direction	d) Sign ID Number	e) Proposed Location (Name of nearest intersecting road, municipal or county boundary, etc. – Provide map or sketch on page 2)	1.	<u>STH 26</u>	<u>Southbound</u>	<u>D11-10A</u>	<u>Sign # 9 - 240' south of Frontage Rd</u>	2.	<u>STH 26</u>	<u>Southbound</u>	<u>D11-10</u>	<u>Sign # 10 - 150' south of E Spring St</u>	3.	<u>STH 26</u>	<u>Northbound</u>	<u>D11-10</u>	<u>Sign # 11 - Across from E Spring St (Includes MK4-6 END plaque)</u>	4.	<u>STH 68</u>	<u>Eastbound</u>	<u>D11-10A</u>	<u>Sign # 12 - 1300' west of S West St</u>	5.	<u>STH 68</u>	<u>Eastbound</u>	<u>D11-10</u>	<u>Sign # 13 - 850' west of S West St</u>	6.	<u>STH 68</u>	<u>Westbound</u>	<u>D11-10</u>	<u>Sign # 14 - 1000' west of S West St (Includes MK4-6 END plaque)</u>	7.	_____	_____	_____	_____	8.	_____	_____	_____	_____
a) Sign	b) Highway	c) Cardinal Direction	d) Sign ID Number	e) Proposed Location (Name of nearest intersecting road, municipal or county boundary, etc. – Provide map or sketch on page 2)																																											
1.	<u>STH 26</u>	<u>Southbound</u>	<u>D11-10A</u>	<u>Sign # 9 - 240' south of Frontage Rd</u>																																											
2.	<u>STH 26</u>	<u>Southbound</u>	<u>D11-10</u>	<u>Sign # 10 - 150' south of E Spring St</u>																																											
3.	<u>STH 26</u>	<u>Northbound</u>	<u>D11-10</u>	<u>Sign # 11 - Across from E Spring St (Includes MK4-6 END plaque)</u>																																											
4.	<u>STH 68</u>	<u>Eastbound</u>	<u>D11-10A</u>	<u>Sign # 12 - 1300' west of S West St</u>																																											
5.	<u>STH 68</u>	<u>Eastbound</u>	<u>D11-10</u>	<u>Sign # 13 - 850' west of S West St</u>																																											
6.	<u>STH 68</u>	<u>Westbound</u>	<u>D11-10</u>	<u>Sign # 14 - 1000' west of S West St (Includes MK4-6 END plaque)</u>																																											
7.	_____	_____	_____	_____																																											
8.	_____	_____	_____	_____																																											

It is understood and agreed that approval is subject to the applicant's full compliance with the pertinent Statutes, as well as any codes, rules, regulations, and other jurisdictional agencies' permit requirements. Applicant shall comply with all permit provisions, superimposed notes, and detail drawings that WisDOT may add. Any alteration of this form by the applicant is prohibited and may be cause to revoke this permit. When approved, the permit does not transfer any land; nor give, grant or convey any land right, right in land, nor easement in WisDOT right-of-way. It is not assignable or transferrable. All costs associated with this permit are the permittee's responsibility unless otherwise noted.

Dodge County Highway Department

(Sign Contractor Company Name, If applicable)

Brian Field / Highway Commissioner

(Contractor Representative/Title)

920-988-5953

(Area Code/Phone No. – Cell)

920-386-3653

(Area Code/Phone No. – Office)

bfield@co.dodge.wi.us

(Email Address)

x Jeff Daane

(Applicant or Authorized Representative Signature)
(If Computer-filled, Brush Script Font)

Jeff Daane

(Printed Name)

920-324-7918

(Area Code/Phone No.)

Director of Public Works

(Title)

jeff@cityofwaupun.org

(Email Address)

1/7/20

(Date)

NOTE: ANY PERMIT ISSUED IS REVOCABLE.

For Official Wisconsin DOT Use Only – Do Not Answer Items Below

<input type="checkbox"/> PERMITTEE SHALL NOTIFY THE WISDOT REPRESENTATIVE LISTED BELOW 3 DAYS BEFORE STARTING ANY WORK: Region contact, title, office address, area code/phone no., and email address Iver Peterson Wisconsin DOT Southwest Region - La Crosse Office 3550 Mormon Coulee Road La Crosse, WI 54601 608-785-9060 iver.peterson@dot.wi.gov Iver Peterson Digitally signed by Iver Peterson Date: 2020.01.07 10:48:50 -06'00'	<input checked="" type="checkbox"/> See Supplemental Permit Provisions (Page 3) <input type="checkbox"/> Lane Closure System notification required <input type="checkbox"/> ATV ordinance(s) reviewed by WisDOT access staff <input type="checkbox"/> Insurance or performance bond required <input type="checkbox"/> Permit issued in conjunction with: <input type="checkbox"/> Permit voids and supersedes permit(s) issued <input type="checkbox"/>	<table border="1" style="width:100%"><tr><td>Date Application Received</td><td>10/17/2019</td></tr><tr><td>Date Application Complete</td><td>12/18/2019</td></tr><tr><td>Permit Issuance Date</td><td>1/6/2020</td></tr><tr><td>Permit Extension Date</td><td></td></tr><tr><td>Permit Number</td><td>SW-ATV-14-05</td></tr></table>	Date Application Received	10/17/2019	Date Application Complete	12/18/2019	Permit Issuance Date	1/6/2020	Permit Extension Date		Permit Number	SW-ATV-14-05
Date Application Received	10/17/2019											
Date Application Complete	12/18/2019											
Permit Issuance Date	1/6/2020											
Permit Extension Date												
Permit Number	SW-ATV-14-05											

(WisDOT Authorized Representative Signature – If Computer-filled, Brush Script Font)

APPLICATION/PERMIT FOR ATV SIGN INSTALLATION ON STATE TRUNK HIGHWAY (continued)

Wisconsin Department of Transportation

- 5f) Provide location map or sketch of the proposed sign installations. Label the signs using numbers 1-8 listed in 5a. Insert a .jpg file or other graphic file directly into this document by clicking on the icon below. Submit a separate map or sketch separately if unable to place it into this form.

STATE OF WISCONSIN
WISCONSIN DEPARTMENT OF TRANSPORTATION

COUNTY: DODGE

DATE	MILEAGE FOR LOCAL ROADS/STREETS
4-1-19	24.49
1-1-20	
4-1-20	

COUNTY: FOND DU LAC

DATE	MILEAGE FOR LOCAL ROADS/STREETS
4-1-19	17.82
1-1-20	
4-1-20	

COUNTY: DODGE

DATE	MILEAGE FOR LOCAL ROADS/STREETS
4-1-19	24.49
1-1-20	
4-1-20	

COUNTY: FOND DU LAC

DATE	MILEAGE FOR LOCAL ROADS/STREETS
4-1-19	17.82
1-1-20	
4-1-20	

CITY OF WAUPUN
COUNTY: DODGE, FOND DU LAC

Community Wide ATV Signing Plan for the City of Waupun. (1/8/2020, IRP)

NOTE: ATV Route Permitted Signs Are Numbered, (1 thru 14).

Permits are not required for ATV Route signs within connecting highway limits or on local streets.



New RS 886

New RS 1003

New RS 1117
Inv = 879.6


RS 732

New RS 1823
Inv = 880.6

Approximate Flood Extents
Following Creek and Culvert
Improvements

Shading Indicates
Existing FEMA Flood
Extents

0 50 100 200 Feet

 **MSA**