



AGENDA

Utility Commission Meeting
Waupun Utilities – 817 S Madison St.
Waupun, WI P.O. Box 431
Monday, August 12, 2019 AT 4:00 PM

There is a regular commission meeting scheduled for Monday, August 12, 2019, at 4:00 PM at the Waupun Utilities Administrative Building located on 817 S. Madison Street, Waupun, Wisconsin.

CALL TO ORDER

ROLL CALL OF COMMISSIONERS

APPROVAL OF PREVIOUS MEETING MINUTES

1. Approve 6-10-19 Minutes

APPROVAL OF PAYMENT - PREVIOUS MONTHS BILLS

2. Approve 06-2019 and 7-2019 Accounts Payable

GM REPORT / OPERATIONS REPORT

3. General Manager Reports, July and August
4. Water and Wastewater Reports
5. Electric Operations Reports

FINANCIAL REPORT / APPROVAL OF MONTHLY FINANCIAL RESULTS

6. July Finance Reports

APPEARANCE BY VISITORS

AGENDA

7. WPPI CEO Mike Peters presentation on "The Power of Great Places". Mike will focus on what this means for Waupun as a member-owner of WPPI.
8. Discuss/Approve Resolution Authorizing Lower Property Tax Equivalent for the Water Utility
9. Discuss Water Utility Long-Term Capital Improvement Plan Funding Options

ADJOURNMENT

Upon reasonable notice, efforts will be made to accommodate disabled individuals through appropriate aids and services. For additional information, contact the General Manager at 920-324-7920.

**Minutes of a Regular Meeting of the
Waupun Utilities Commission
Monday, June 10, 2019**

The meeting was called to order by President Heeringa at 4:00 p.m.

Commissioners Gerritson, Heeringa, Homan, Kaczmarski, Mielke, Thurmer, and Westphal were present.

Motion made by Thurmer, seconded by Homan and unanimously carried, to approve the minutes from the May 13, 2019, regular meeting.

On motion by Gerritson, seconded by Kaczmarski and unanimously carried, bills for the month of May 2019 were approved as presented.

General Manager Posthuma reported on the Municipal Day at the Capital. Information was provided in the monthly report on bill cycle changes, with all customer classes being billed on the end of the month. This will better align electric sales with electric purchases and provide billing with less volatility and more accurate monthly energy costs.

Water & Sewer Maint/Treatment Supervisor reported on the pilot test of the ClearAs process at the wastewater treatment facility. The process is removing 97 percent of the total phosphorus. The water and sewer crew will work on jetting the sanitary system, hydrant maintenance and valve exercising.

Electric Supervisor Brooks reported the voltage conversion on the northwest portion of the city is progressing well. Summer construction and updates will continue throughout the next several months.

On motion by Kaczmarski, seconded by Westphal and unanimously carried, the year-to-date financial reports through May 2019 were approved as presented. Electric operating income was \$79,600 or \$168,500 below budget on lower margins and higher distribution expense. Water operating income was \$322,400 or \$60,400 above budget on higher revenues and lower distribution maintenance expenses. Sewer operating income was \$173,800 or \$75,100 above budget on higher revenues and lower maintenance expenses.

Review of the Compliance Maintenance Annual Report (CMAR) was presented. The CMAR provides a review of the wastewater treatment facility. The plant finished with good results, and a 3.59 rating out of 4 ranking. On motion by Thurmer, seconded by Homan and unanimously carried, the 2018 CMAR was approved as presented.

Information was provided on the process of reimbursement of expenditures from proceeds of borrowings related to the wastewater treatment facility project. The resolution provides authorization for Waupun Utilities to reimburse expenditures incurred related to the wastewater treatment plant project once proceeds from borrowings become available. Motion made by Thurmer, to recommend the Resolution Declaring Official Intent to Reimburse Expenditures from Proceeds of Borrowing to the Common Council. Motion seconded by Kaczmarski, and unanimously carried.

On motion by Homan, seconded by Westphal and unanimously carried, the meeting was adjourned at 4:40 p.m.

In the event no action items develop before the July meeting, the next commission meeting is scheduled on August 12, 2019, at 4:00 p.m.

Nancy Oosterhouse
Mapping/Admin Coordinator

Vendor Number	Invoice Number	Description	Invoice Date	Invoice Amount	Check Amount	Check Number	Check Issue Date
4-CONTROL							
250	6482	Weed Spraying @ Substations & Gravel Yard	06/11/2019	515.31	515.31	44845	06/12/2019
Total 4-CONTROL:				515.31	515.31		
ADVANCED DISPOSAL							
720	E10001343704	SANITARY CHRGS/MAIN OFFC BLDG	05/31/2019	163.37	163.37	44846	06/12/2019
	E10001343704	SANITARY CHRGS/MAIN OFFC BLDG	05/31/2019	102.11	102.11	44846	06/12/2019
	E10001343704	SANITARY CHRGS/MAIN OFFC BLDG	05/31/2019	142.95	142.95	44846	06/12/2019
	E10001344269	SANITARY CHRGS FOR WWTP	05/31/2019	1,676.88	1,676.88	44846	06/12/2019
Total ADVANCED DISPOSAL:				2,085.31	2,085.31		
AIRGAS USA INC							
855	9962158508	ACETYLENE/OXYGEN/NITROGEN	05/31/2019	22.57	22.57	44847	06/12/2019
	9962158508	ACETYLENE/OXYGEN/NITROGEN	05/31/2019	22.57	22.57	44847	06/12/2019
	9962158508	ACETYLENE/OXYGEN/NITROGEN	05/31/2019	22.58	22.58	44847	06/12/2019
Total AIRGAS USA INC:				67.72	67.72		
ALLIANT ENERGY							
900	183035/JUN 4, 201	Gas Utility for Water Plant	06/04/2019	381.52	381.52	44848	06/12/2019
	4370/MAY 31, 2019	GAS UTIL BILL FOR SWG PLNT	05/31/2019	339.04	339.04	44848	06/12/2019
	590516/JUN 3, 201	Split Distribution - Main Bldg	06/03/2019	6.96	6.96	44848	06/12/2019
	590516/JUN 3, 201	Split Distribution - Main Bldg	06/03/2019	5.57	5.57	44848	06/12/2019
	590516/JUN 3, 201	Split Distribution - Main Bldg	06/03/2019	5.57	5.57	44848	06/12/2019
	590516/JUN 3, 201	Split Distribution - Main Bldg	06/03/2019	37.60	37.60	44848	06/12/2019
	590516/JUN 3, 201	Split Distribution - Main Bldg	06/03/2019	37.60	37.60	44848	06/12/2019
	590516/JUN 3, 201	Split Distribution - Main Bldg	06/03/2019	37.60	37.60	44848	06/12/2019
	590516/JUN 3, 201	Split Distribution - Main Bldg	06/03/2019	2.79	2.79	44848	06/12/2019
	590516/JUN 3, 201	Split Distribution - Main Bldg	06/03/2019	2.79	2.79	44848	06/12/2019
	590516/JUN 3, 201	Split Distribution - Main Bldg	06/03/2019	2.77	2.77	44848	06/12/2019
Total ALLIANT ENERGY:				859.81	859.81		
ALLIED 100 LLC							
903	1056627	2 Defibrillators for Elec Dept	05/30/2019	77.40	77.40	44849	06/12/2019
	1056627	1 Defibrillators for WWTP Dept	05/30/2019	38.70	38.70	44849	06/12/2019
	1056627	1 Defibrillators for the Office	05/30/2019	15.09	15.09	44849	06/12/2019
	1056627	1 Defibrillators for the Office	05/30/2019	12.00	12.00	44849	06/12/2019
	1056627	1 Defibrillators for the Office	05/30/2019	11.61	11.61	44849	06/12/2019
Total ALLIED 100 LLC:				154.80	154.80		
AUTO PLUS AUTO PARTS							
1700	039850853	10W30 Full Synthetic Oil	06/07/2019	9.62	9.62	44850	06/12/2019
Total AUTO PLUS AUTO PARTS:				9.62	9.62		
BAKER TILLY VIRCHOW KRAUSE LLP							
2333	BT1440436	PROFESSIONAL SERVICES	06/04/2019	399.96	399.96	44851	06/12/2019
	BT1440436	PROFESSIONAL SERVICES	06/04/2019	399.96	399.96	44851	06/12/2019
	BT1440436	PROFESSIONAL SERVICES	06/04/2019	400.08	400.08	44851	06/12/2019
Total BAKER TILLY VIRCHOW KRAUSE LLP:				1,200.00	1,200.00		

Vendor Number	Invoice Number	Description	Invoice Date	Invoice Amount	Check Amount	Check Number	Check Issue Date
BALLWEG IMPLEMENT CO INC.							
2400	P65294	PARTS FOR UNIT #15	06/06/2019	25.00	25.00	44852	06/12/2019
	P65294	PARTS FOR UNIT #15	06/06/2019	25.00	25.00	44852	06/12/2019
	P65294	PARTS FOR UNIT #15	06/06/2019	25.00	25.00	44852	06/12/2019
Total BALLWEG IMPLEMENT CO INC.:				75.00	75.00		
BORDER STATES ELECTRIC SUPPLY							
3300	917807957	Angle Stra Assembly	05/30/2019	300.02	300.02	44853	06/12/2019
Total BORDER STATES ELECTRIC SUPPLY:				300.02	300.02		
CAREW CONCRETE & SUPPLY CO							
5600	1129516	Mortar Mix & Masonry Brush	05/24/2019	87.11	87.11	44854	06/12/2019
	1129988	Lmdebond Form release & rebar	05/28/2019	140.22	140.22	44854	06/12/2019
Total CAREW CONCRETE & SUPPLY CO:				227.33	227.33		
CHARTER COMMUNICATIONS							
5830	0007846052619/78	INTERNET SERVICES	05/26/2019	44.84	44.84	44855	06/12/2019
	0007846052619/78	INTERNET SERVICES	05/26/2019	35.64	35.64	44855	06/12/2019
	0007846052619/78	INTERNET SERVICES	05/26/2019	34.50	34.50	44855	06/12/2019
	0007846052619/78	MONTHLY SERVICE EXPENSE	05/26/2019	46.60	46.60	44855	06/12/2019
	0007846052619/78	MONTHLY SERVICE EXPENSE	05/26/2019	37.04	37.04	44855	06/12/2019
	0007846052619/78	MONTHLY SERVICE EXPENSE	05/26/2019	35.85	35.85	44855	06/12/2019
	0043654052819/43	Water Plant Spectrum Business Voice	05/28/2019	79.98	79.98	44855	06/12/2019
	0043662060119/436	WWTP Spectrum Business Voice	06/01/2019	79.98	79.98	44855	06/12/2019
	0066685060519 / 6	Main Bldg Spectrum Voice (2nd Line)	06/05/2019	67.30	67.30	44855	06/12/2019
	0066685060519 / 6	Main Bldg Spectrum Voice (2nd Line)	06/05/2019	69.14	69.14	44855	06/12/2019
	0066685060519 / 6	Main Bldg Spectrum Voice (2nd Line)	06/05/2019	86.59	86.59	44855	06/12/2019
Total CHARTER COMMUNICATIONS:				617.46	617.46		
CT LABORATORIES							
6610	145839	Voc 524 SDWA	06/10/2019	300.00	300.00	44856	06/12/2019
Total CT LABORATORIES:				300.00	300.00		
DODGE CONCRETE INC.							
7485	327914	30/ea Jumbo Blocks for yard dirt pile	05/29/2019	810.00	810.00	44857	06/12/2019
Total DODGE CONCRETE INC.:				810.00	810.00		
FARM & HOME SUPPLY							
9200	475905-MAY 2019	MISCELLANEOUS ITEMS	05/31/2019	.87	.87	44858	06/12/2019
	475905-MAY 2019	MISCELLANEOUS ITEMS	05/31/2019	.86	.86	44858	06/12/2019
	475905-MAY 2019	MISCELLANEOUS ITEMS	05/31/2019	.86	.86	44858	06/12/2019
	475905-MAY 2019	MISCELLANEOUS ITEMS	05/31/2019	114.61	114.61	44858	06/12/2019
	475905-MAY 2019	MISCELLANEOUS ITEMS	05/31/2019	150.43	150.43	44858	06/12/2019
	475905-MAY 2019	MISCELLANEOUS ITEMS	05/31/2019	255.40	255.40	44858	06/12/2019
	475905-MAY 2019	MISCELLANEOUS ITEMS	05/31/2019	10.89	10.89	44858	06/12/2019
	475905-MAY 2019	MISCELLANEOUS ITEMS	05/31/2019	78.94	78.94	44858	06/12/2019
	475905-MAY 2019	MISCELLANEOUS ITEMS	05/31/2019	28.74	28.74	44858	06/12/2019
	475905-MAY 2019	MISCELLANEOUS ITEMS	05/31/2019	21.49	21.49	44858	06/12/2019
	475905-MAY 2019	MISCELLANEOUS ITEMS	05/31/2019	36.76	36.76	44858	06/12/2019
	475905-MAY 2019	MISCELLANEOUS ITEMS	05/31/2019	6.98	6.98	44858	06/12/2019
	475905-MAY 2019	MISCELLANEOUS ITEMS	05/31/2019	228.27	228.27	44858	06/12/2019

Vendor Number	Invoice Number	Description	Invoice Date	Invoice Amount	Check Amount	Check Number	Check Issue Date
Total FARM & HOME SUPPLY:				935.10	935.10		
FARMERS ELEVATOR CORP LTD							
9300	83045	Fuel for the Water Plant Generator	05/09/2019	768.00	768.00	44859	06/12/2019
	83045	Fuel for the Main Bldg Plant Generator	05/09/2019	76.80	76.80	44859	06/12/2019
	83045	Fuel for the Main Bldg Plant Generator	05/09/2019	48.00	48.00	44859	06/12/2019
	83045	Fuel for the Main Bldg Plant Generator	05/09/2019	67.20	67.20	44859	06/12/2019
	83045	Fue854 Bio Guard Additive	05/09/2019	21.00	21.00	44859	06/12/2019
Total FARMERS ELEVATOR CORP LTD:				981.00	981.00		
GERRITSON, DAVID							
11220	2ND QTR 2019SAL	COMMISSIONER'S QTRLY SALARY	06/12/2019	38.00	38.00	44860	06/12/2019
	2ND QTR 2019SAL	COMMISSIONER'S QTRLY SALARY	06/12/2019	31.00	31.00	44860	06/12/2019
	2ND QTR 2019SAL	COMMISSIONER'S QTRLY SALARY	06/12/2019	31.00	31.00	44860	06/12/2019
Total GERRITSON, DAVID:				100.00	100.00		
GUENTHER SUPPLY INC							
11700	302575	1/2 PVCSTX Tank Adapter	06/05/2019	24.03	24.03	44861	06/12/2019
Total GUENTHER SUPPLY INC:				24.03	24.03		
H & R SAFETY SOLUTIONS LLC							
12020	3924	Replaced Sterile Eye Wash in Vehicle Kits	06/06/2019	16.50	16.50	44862	06/12/2019
	3924	Replaced Sterile Eye Wash in Vehicle Kits	06/06/2019	16.50	16.50	44862	06/12/2019
	3924	Replaced Sterile Eye Wash in Vehicle Kits	06/06/2019	16.50	16.50	44862	06/12/2019
Total H & R SAFETY SOLUTIONS LLC:				49.50	49.50		
HARN R/O SYSTEMS INC.							
12140	269	Vitec 3000 - 500lb Drum	05/31/2019	3,500.00	3,500.00	44863	06/12/2019
Total HARN R/O SYSTEMS INC.:				3,500.00	3,500.00		
HEERINGA, JOE							
12330	2ND QTR 2019 SAL	COMMISSIONERS QTRLY SALARY	06/12/2019	52.25	52.25	44864	06/12/2019
	2ND QTR 2019 SAL	COMMISSIONERS QTRLY SALARY	06/12/2019	42.63	42.63	44864	06/12/2019
	2ND QTR 2019 SAL	COMMISSIONERS QTRLY SALARY	06/12/2019	42.62	42.62	44864	06/12/2019
Total HEERINGA, JOE:				137.50	137.50		
HOMAN, JEFF							
12830	2ND QTR 2019 SAL	QTRLY COMMISSION SALARY	06/12/2019	38.00	38.00	44865	06/12/2019
	2ND QTR 2019 SAL	QTRLY COMMISSION SALARY	06/12/2019	31.00	31.00	44865	06/12/2019
	2ND QTR 2019 SAL	QTRLY COMMISSION SALARY	06/12/2019	31.00	31.00	44865	06/12/2019
Total HOMAN, JEFF:				100.00	100.00		
HOME CONTRACTORS & SUPPLY INC							
13000	29292	2x12 board for Curb Repairs	05/28/2019	18.33	18.33	44866	06/12/2019
	29292	2x12 board for Curb Repairs	05/28/2019	18.33	18.33	44866	06/12/2019
	29292	2x12 board for Curb Repairs	05/28/2019	36.66	36.66	44866	06/12/2019
	29297	2x4 Boards for Concrete framing work	05/29/2019	39.16	39.16	44866	06/12/2019

Vendor Number	Invoice Number	Description	Invoice Date	Invoice Amount	Check Amount	Check Number	Check Issue Date
Total HOME CONTRACTORS & SUPPLY INC:				112.48	112.48		
HYDROCORP INC.							
13985	0052472	CROSS CONNECTION CONTROL PROG	05/31/2019	1,908.00	1,908.00	44867	06/12/2019
Total HYDROCORP INC.:				1,908.00	1,908.00		
J & H CONTROLS INC							
16000	10000020895	BUILDING MAINTENANCE MTHLY CHR	05/20/2019	160.00	160.00	44868	06/12/2019
	10000020895	BUILDING MAINTENANCE MTHLY CHR	05/20/2019	100.00	100.00	44868	06/12/2019
	10000020895	BUILDING MAINT MTHLY CHR	05/20/2019	140.00	140.00	44868	06/12/2019
Total J & H CONTROLS INC:				400.00	400.00		
KRAUSE POWER ENGINEERING LLC							
17725	05312019	F7 Review, Support Services	05/31/2019	192.50	192.50	44869	06/12/2019
Total KRAUSE POWER ENGINEERING LLC:				192.50	192.50		
LAKESIDE INTERNATIONAL LLC							
18133	3044043	Trans will not shift out of 1st gear unit#20	05/22/2019	50.82	50.82	44870	06/12/2019
	3044043	Trans will not shift out of 1st gear unit#20	05/22/2019	50.82	50.82	44870	06/12/2019
	3044043	Trans will not shift out of 1st gear unit#20	05/22/2019	406.53	406.53	44870	06/12/2019
Total LAKESIDE INTERNATIONAL LLC:				508.17	508.17		
LEON METAL WORK LLC							
18500	5251	7/ea 3x3 Angles - for black dirt pile	06/05/2019	305.20	305.20	44871	06/12/2019
Total LEON METAL WORK LLC:				305.20	305.20		
LOCATORS & SUPPLIES INC.							
18825	0276612	Red Marking paint	06/06/2019	540.86	540.86	44872	06/12/2019
Total LOCATORS & SUPPLIES INC.:				540.86	540.86		
MARTELLE WATER TREATMENT INC.							
20250	18400	Ferric Chloride, Degree 37%-42%	05/28/2019	7,722.00	7,722.00	44873	06/12/2019
	18408	Chlorine & Sulfur Dioxide	05/31/2019	2,085.00	2,085.00	44873	06/12/2019
	18409	Chlorine & Hydrofluosilic Acid Bulk	05/31/2019	1,451.50	1,451.50	44873	06/12/2019
Total MARTELLE WATER TREATMENT INC.:				11,258.50	11,258.50		
MICHELS MATERIALS							
24200	371721	3/4" DENSE BASE	05/25/2019	97.03	97.03	44874	06/12/2019
	371721	3/4" DENSE BASE	05/25/2019	328.97	328.97	44874	06/12/2019
Total MICHELS MATERIALS:				426.00	426.00		
MILTON PROPANE INC							
25000	CREDIT ON EARLY	DISCOUNT CREDIT FOR EARLY PAYMT	05/31/2019	1.05-	1.05-	44875	06/12/2019
	T396184	FORK LIFT TANKS UNIT#16	05/24/2019	36.86	36.86	44875	06/12/2019
	T396184	FORK LIFT TANKS UNIT#16	05/24/2019	36.86	36.86	44875	06/12/2019
	T396184	FORK LIFT TANKS UNIT#16	05/24/2019	36.85	36.85	44875	06/12/2019

Vendor Number	Invoice Number	Description	Invoice Date	Invoice Amount	Check Amount	Check Number	Check Issue Date
Total MILTON PROPANE INC:				109.52	109.52		
MOTION INDUSTRIES							
27700	WI19-491485	Turbo Nozzle Hydraulic part unit#20	05/31/2019	430.35	430.35	44876	06/12/2019
	WI19-491485	Turbo Nozzle Hydraulic part unit#20	05/31/2019	53.79	53.79	44876	06/12/2019
	WI19-491485	Turbo Nozzle Hydraulic part unit#20	05/31/2019	53.79	53.79	44876	06/12/2019
Total MOTION INDUSTRIES:				537.93	537.93		
MULCAHY SHAW WATER INC.							
29200	321893	Equipment Flow Calibration	06/05/2019	700.00	700.00	44877	06/12/2019
	321906	Liquid Cleaning Serv Pkg for Grids	06/07/2019	3,750.00	3,750.00	44877	06/12/2019
Total MULCAHY SHAW WATER INC.:				4,450.00	4,450.00		
NCL OF WISCONSIN INC							
33000	423814	LAB SUPPLIES & REPLACMENTS	05/28/2019	349.80	349.80	44878	06/12/2019
Total NCL OF WISCONSIN INC:				349.80	349.80		
O'REILLY AUTO PARTS							
38970	2391-366270	Heater & Coolant Hoses for unit#20	06/04/2019	3.01	3.01	44879	06/12/2019
	2391-366270	Heater & Coolant Hoses for unit#20	06/04/2019	3.01	3.01	44879	06/12/2019
	2391-366270	Heater & Coolant Hoses for unit#20	06/04/2019	24.06	24.06	44879	06/12/2019
Total O'REILLY AUTO PARTS:				30.08	30.08		
OSHKOSH OFFICE SYSTEMS							
39000	AR38976	MTHLY CLICK COUNTS	06/03/2019	53.26	53.26	44880	06/12/2019
	AR38976	MTHLY CLICK COUNTS	06/03/2019	42.33	42.33	44880	06/12/2019
	AR38976	MTHLY CLICK COUNTS	06/03/2019	40.97	40.97	44880	06/12/2019
Total OSHKOSH OFFICE SYSTEMS:				136.56	136.56		
PICKART'S RADIATOR SERVICE INC							
41070	47008	Repaired Radiator Crack/Leak - Unit#20	06/06/2019	22.95	22.95	44881	06/12/2019
	47008	Repaired Radiator Crack/Leak - Unit#20	06/06/2019	22.95	22.95	44881	06/12/2019
	47008	Repaired Radiator Crack/Leak - Unit#20	06/06/2019	183.60	183.60	44881	06/12/2019
Total PICKART'S RADIATOR SERVICE INC:				229.50	229.50		
PIGGLY WIGGLY							
41200	31MAY2019	SUPPLIES FOR KITCHEN,OFFC, ETC	05/31/2019	2.64	2.64	44882	06/12/2019
	31MAY2019	SUPPLIES FOR KITCHEN,OFFC,ETC	05/31/2019	2.10	2.10	44882	06/12/2019
	31MAY2019	SUPPLIES FOR KITCHEN,OFFC,ETC	05/31/2019	2.04	2.04	44882	06/12/2019
Total PIGGLY WIGGLY:				6.78	6.78		
POLYDYNE INC.							
42000	1357025	CLARIFLOC CE-1855	05/31/2019	11,522.08	11,522.08	44883	06/12/2019
Total POLYDYNE INC.:				11,522.08	11,522.08		
POWER SYSTEM ENGINEERING INC							
42800	9030218	GIS SUPPORT	06/05/2019	37.05	37.05	44884	06/12/2019
	9030218	GIS SUPPORT	06/05/2019	29.45	29.45	44884	06/12/2019

Vendor Number	Invoice Number	Description	Invoice Date	Invoice Amount	Check Amount	Check Number	Check Issue Date
	9030218	GIS SUPPORT	06/05/2019	28.50	28.50	44884	06/12/2019
Total POWER SYSTEM ENGINEERING INC:				95.00	95.00		
SABEL MECHANICAL LLC							
50300	8020	Cake Hauling - Church Road	06/04/2019	14,820.00	14,820.00	44885	06/12/2019
Total SABEL MECHANICAL LLC:				14,820.00	14,820.00		
SEERA							
51535	WAUPUN/MAY 19 C	"WAUPUN" FOCUS PROGRAM FEE	05/31/2019	2,628.10	2,628.10	44886	06/12/2019
Total SEERA:				2,628.10	2,628.10		
SPEE-DEE							
52600	3772181	SERVICE CHRГ for WATER SAMPLES	06/03/2019	67.53	67.53	44887	06/12/2019
Total SPEE-DEE:				67.53	67.53		
STICKS & STONES MATERIALS LLC							
53333	11078	Shredded Dirt for Water Mains	05/23/2019	292.80	292.80	44888	06/12/2019
Total STICKS & STONES MATERIALS LLC:				292.80	292.80		
THURMER, MIKE							
56900	2ND QTR 2019 SAL	QTRLY COMMISSION SALARY	06/12/2019	38.00	38.00	44889	06/12/2019
	2ND QTR 2019 SAL	QTRLY COMMISSION SALARY	06/12/2019	31.00	31.00	44889	06/12/2019
	2ND QTR 2019 SAL	QTRLY COMMISSION SALARY	06/12/2019	31.00	31.00	44889	06/12/2019
Total THURMER, MIKE:				100.00	100.00		
VAN BUREN, JEROME and/or SANDRA							
60800	SOLAR REFUND	SOLAR CREDIT	06/06/2019	332.67	332.67	44890	06/12/2019
Total VAN BUREN, JEROME and/or SANDRA:				332.67	332.67		
VERIZON WIRELESS							
62900	9830613516	CELLPHONE MTHLY EXPENSES	05/21/2019	146.31	146.31	44891	06/12/2019
	9830613516	CELPHONE MTHLY EXPENSES	05/21/2019	116.30	116.30	44891	06/12/2019
	9830613516	CELLPHONE MTHLY EXPENSES	05/21/2019	112.54	112.54	44891	06/12/2019
	9830613516	DPW'S MTHLY/DATA TABLET CHRGS	05/21/2019	53.10	53.10	44891	06/12/2019
Total VERIZON WIRELESS:				428.25	428.25		
W W ELECTRIC MOTORS INC							
70400	10152	1550 RPM, 115V Motor & Conduit box kit	05/29/2019	113.00	113.00	44892	06/12/2019
Total W W ELECTRIC MOTORS INC:				113.00	113.00		
WAUPUN ATHLETIC BOOSTER CLUB							
73100	2019 LOU PLUIM G	LOU PLUIM GOLF OUTING BIRDIE S	06/01/2019	250.00	250.00	44893	06/12/2019
Total WAUPUN ATHLETIC BOOSTER CLUB:				250.00	250.00		
WAUPUN NAPA AUTO PARTS							
73600	246725	AUTO SUPPLIES FOR INHOUSE SHOP	05/30/2019	.76	.76	44894	06/12/2019
	246725	AUTO SUPPLIES FOR INHOUSE SHOP	05/30/2019	.76	.76	44894	06/12/2019

Vendor Number	Invoice Number	Description	Invoice Date	Invoice Amount	Check Amount	Check Number	Check Issue Date
	246725	AUTO SUPPLIES FOR INHOUSE SHOP	05/30/2019	.77	.77	44894	06/12/2019
	246792	AUTO SUPPLIES FOR INHOUSE SHOP	05/31/2019	.83	.83	44894	06/12/2019
	246792	AUTO SUPPLIES FOR INHOUSE SHOP	05/31/2019	.83	.83	44894	06/12/2019
	246792	AUTO SUPPLIES FOR INHOUSE SHOP	05/31/2019	.84	.84	44894	06/12/2019
	247111	Heater hose for unit#20	06/04/2019	.57	.57	44894	06/12/2019
	247111	Heater hose for unit#20	06/04/2019	.57	.57	44894	06/12/2019
	247111	Heater hose for unit#20	06/04/2019	4.51	4.51	44894	06/12/2019
Total WAUPUN NAPA AUTO PARTS:				10.44	10.44		
WAUPUN, CITY OF							
74400	409 - WORKERS C	2019 Worker's Comp Portion	06/01/2019	1,633.84	1,633.84	44895	06/12/2019
	409 - WORKERS C	2019 Worker's Comp Portion	06/01/2019	2,073.72	2,073.72	44895	06/12/2019
	409 - WORKERS C	2019 Worker's Comp Portion	06/01/2019	2,576.44	2,576.44	44895	06/12/2019
	535	Labor & Material for unit#18	06/04/2019	191.49	191.49	44895	06/12/2019
	535	Core Deposit Credit	06/04/2019	10.00-	10.00-	44895	06/12/2019
	JUNES PROP TAX	Property Tax Pilot - June 2019	06/01/2019	31,100.00	31,100.00	44895	06/12/2019
	JUNES PROP TAX	Property Tax Pilot - June 2019	06/01/2019	23,700.00	23,700.00	44895	06/12/2019
	STORMWTR RECP	Stormwater Receipts	05/31/2019	48,254.95	48,254.95	44895	06/12/2019
	TRASH/RECYC MA	TRASH/RECYCLABLE CHARGES	05/31/2019	38,117.11	38,117.11	44895	06/12/2019
Total WAUPUN, CITY OF:				147,637.55	147,637.55		
WESCO RECEIVABLES CORP							
79000	656611	1500 W - METAL HALIDE LAMP	05/29/2019	315.00	315.00	44896	06/12/2019
	656611	FREIGHT	05/29/2019	50.30	50.30	44896	06/12/2019
Total WESCO RECEIVABLES CORP:				365.30	365.30		
WISCONSIN STATE LAB OF HYGIENE							
88300	594347-1 / 7002096	Fluoride	05/31/2019	26.00	26.00	44897	06/12/2019
Total WISCONSIN STATE LAB OF HYGIENE:				26.00	26.00		
Grand Totals:				213,240.11	213,240.11		

Vendor Number	Invoice Number	Description	Invoice Date	Invoice Amount	Check Amount	Check Number	Check Issue Date
ALLIANT ENERGY							
900	80105 / JUN 19, 20	GAS UTILITY FOR WELLHOUSE #5	06/19/2019	14.22	14.22	44903	06/28/2019
	931084 / JUN 13, 1	GAS UTIL @ WWTP GARAGE	06/13/2019	126.44	126.44	44903	06/28/2019
Total ALLIANT ENERGY:				140.66	140.66		
BALLWEG IMPLEMENT CO INC.							
2400	P66696	Clamp & Hose for unit# 20	06/24/2019	4.15	4.15	44904	06/28/2019
	P66696	Clamp & Hose for unit# 20	06/24/2019	4.15	4.15	44904	06/28/2019
	P66696	Clamp & Hose for unit# 20	06/24/2019	33.18	33.18	44904	06/28/2019
Total BALLWEG IMPLEMENT CO INC.:				41.48	41.48		
BATTERIES PLUS #504							
2480	P15758484	12/ea 3.6volt 1000mAh Tadiran Meter Batteries	06/19/2019	119.88	119.88	44905	06/28/2019
Total BATTERIES PLUS #504:				119.88	119.88		
BORDER STATES ELECTRIC SUPPLY							
3300	917911573	3/ea C74001PPT 15kv Sectionalizer Prog Res	06/14/2019	3,378.96	3,378.96	44906	06/28/2019
	917988868	ALCU Sec Sleeves	06/26/2019	111.00	111.00	44906	06/28/2019
Total BORDER STATES ELECTRIC SUPPLY:				3,489.96	3,489.96		
CAPITAL NEWSPAPERS							
5450	1643497	MTHLY COMMISSION MTG MINUTES	06/15/2019	25.86	25.86	44907	06/28/2019
	1643497	MTHLY COMMISSION MTG MINUTES	06/15/2019	20.56	20.56	44907	06/28/2019
	1643497	MTHLY COMMISSION MTG MINUTES	06/15/2019	19.90	19.90	44907	06/28/2019
Total CAPITAL NEWSPAPERS:				66.32	66.32		
CAREW CONCRETE & SUPPLY CO							
5600	1131241	Concrete - Frontier & W. Jefferson	06/05/2019	346.50	346.50	44908	06/28/2019
	1131434	Concrete - Jackson St	06/06/2019	704.50	704.50	44908	06/28/2019
Total CAREW CONCRETE & SUPPLY CO:				1,051.00	1,051.00		
CHARTER COMMUNICATIONS							
5830	0033381061319/33	INTERNET SERVICES	06/13/2019	44.84	44.84	44909	06/28/2019
	0033381061319/33	INTERNET SERVICES	06/13/2019	35.64	35.64	44909	06/28/2019
	0033381061319/33	INTERNET SERVICES	06/13/2019	34.50	34.50	44909	06/28/2019
	0033381061319/33	MONTHLY SERVICE EXPENSE	06/13/2019	46.60	46.60	44909	06/28/2019
	0033381061319/33	MONTHLY SERVICE EXPENSE	06/13/2019	37.04	37.04	44909	06/28/2019
	0033381061319/33	MONTHLY SERVICE EXPENSE	06/13/2019	35.85	35.85	44909	06/28/2019
	0033381061319/33	Main Bldg (2nd line) #66685	06/13/2019	86.59	86.59	44909	06/28/2019
	0033381061319/33	Main Bldg (2nd line) acct# 666	06/13/2019	69.14	69.14	44909	06/28/2019
	0033381061319/33	Main Bldg (2nd line) acct# 666	06/13/2019	67.30	67.30	44909	06/28/2019
	0033381061319/33	Water Plant Voice #43654	06/13/2019	79.98	79.98	44909	06/28/2019
	0033381061319/33	WWTP Voice #43662	06/13/2019	79.98	79.98	44909	06/28/2019
Total CHARTER COMMUNICATIONS:				617.46	617.46		
CORE & MAIN LP							
6310	K770680	3/4" Water Meters	06/27/2019	700.00	700.00	44910	06/28/2019
	K770680	Delivery Chrg	06/27/2019	12.87	12.87	44910	06/28/2019

Vendor Number	Invoice Number	Description	Invoice Date	Invoice Amount	Check Amount	Check Number	Check Issue Date
Total CORE & MAIN LP:				712.87	712.87		
CRESCENT ELECTRIC SUPPLY CO							
6500	S506374218.001	600:5 CURRENT TRANSFORMER	06/20/2019	237.09	237.09	44911	06/28/2019
Total CRESCENT ELECTRIC SUPPLY CO:				237.09	237.09		
CT LABORATORIES							
6610	146126	Nitrogen, Kjet & Sub NO2+NO3 2nd Qtr	06/25/2019	41.00	41.00	44912	06/28/2019
Total CT LABORATORIES:				41.00	41.00		
CWC GOLF OUTING							
6770	2019 GOLF OUTIN	BIRDIE HOLE SPONSOR - GOLF OUT	06/26/2019	250.00	250.00	44913	06/28/2019
Total CWC GOLF OUTING:				250.00	250.00		
DAN KOEPEL PAINTING							
7045	529058	Removing Wallpaper & Painting	06/17/2019	3,600.00	3,600.00	44914	06/28/2019
	529058	Removing Wallpaper & Painting	06/17/2019	2,700.00	2,700.00	44914	06/28/2019
	529058	Removing Wallpaper & Painting	06/17/2019	2,700.00	2,700.00	44914	06/28/2019
Total DAN KOEPEL PAINTING:				9,000.00	9,000.00		
DIGGERS HOTLINE INC.							
7300	190 5 31801	MONTHLY LOCATE TICKET CHRGS	05/31/2019	242.64	242.64	44915	06/28/2019
Total DIGGERS HOTLINE INC.:				242.64	242.64		
DINGES FIRE COMPANY							
7370	01011	Calibration of Gas Meter	06/19/2019	95.00	95.00	44916	06/28/2019
	01011	Calibration of Gas Meter	06/19/2019	95.00	95.00	44916	06/28/2019
Total DINGES FIRE COMPANY:				190.00	190.00		
EXXON MOBIL CREDIT CARD							
8990	7187600000035136	MONTHLY FLEET FUEL CHARGES	06/17/2019	1,084.24	1,084.24	44917	06/28/2019
	7187600000035136	MONTHLY FLEET FUEL CHARGES	06/17/2019	571.06	571.06	44917	06/28/2019
	7187600000035136	MONTHLY FLEET FUEL CHARGES	06/17/2019	960.41	960.41	44917	06/28/2019
Total EXXON MOBIL CREDIT CARD:				2,595.71	2,595.71		
FERGUSON WATERWORKS #1476							
9480	0275925	12" SCH 35	06/20/2019	112.00	112.00	44918	06/28/2019
	0275925	7 ft Minn Patt Curb Box	06/20/2019	144.20	144.20	44918	06/28/2019
	0275925	12x12 CI PVC Couples	06/20/2019	220.00	220.00	44918	06/28/2019
Total FERGUSON WATERWORKS #1476:				476.20	476.20		
GRAINGER							
11400	9193199503	12' Extension cord 12Volt	06/03/2019	13.02	13.02	44919	06/28/2019
Total GRAINGER:				13.02	13.02		
H & R SAFETY SOLUTIONS LLC							
12020	3940	RESTOCK FIRST AID CABINET	06/12/2019	5.05	5.05	44920	06/28/2019

Vendor Number	Invoice Number	Description	Invoice Date	Invoice Amount	Check Amount	Check Number	Check Issue Date
	3940	RESTOCK FIRST AID CABINET	06/12/2019	5.05	5.05	44920	06/28/2019
	3940	RESTOCK FIRST AID CABINET	06/12/2019	5.05	5.05	44920	06/28/2019
	3973	RESTOCK FIRST AID CABINET	06/21/2019	6.63	6.63	44920	06/28/2019
	3973	RESTOCK FIRST AID CABINET	06/21/2019	6.63	6.63	44920	06/28/2019
	3973	RESTOCK FIRST AID CABINET	06/21/2019	6.64	6.64	44920	06/28/2019
Total H & R SAFETY SOLUTIONS LLC:				35.05	35.05		
HORICON BANK							
13080	215	GRANDVIEW A Refund Overpaymt frm 215 Grandview Ave, Waupun	06/26/2019	48.45	48.45	44921	06/28/2019
Total HORICON BANK:				48.45	48.45		
HULL'S IMPLEMENT INC							
13300	91	Rental of JD 650J	06/19/2019	550.00	550.00	44922	06/28/2019
Total HULL'S IMPLEMENT INC:				550.00	550.00		
INFOSEND INC							
14490	154967	BILL PRINT & POSTAGE	05/31/2019	993.70	993.70	44923	06/28/2019
	154967	BILL PRINT & POSTAGE	05/31/2019	789.87	789.87	44923	06/28/2019
	154967	BILL PRINT & POSTAGE	05/31/2019	764.39	764.39	44923	06/28/2019
	154967	Insert: Bill Cycle Change Print/Insert Fee	05/31/2019	135.03	135.03	44923	06/28/2019
	154967	Insert: Bill Cycle Change Print/Insert Fee	05/31/2019	107.33	107.33	44923	06/28/2019
	154967	Insert: Bill Cycle Change Print/Insert Fee	05/31/2019	103.87	103.87	44923	06/28/2019
Total INFOSEND INC:				2,894.19	2,894.19		
INTEGRATED COMMUNICATIONS SERV							
14650	190601451101	TELEPHONE ANSWERING SERV-AFT	06/17/2019	119.33	119.33	44924	06/28/2019
	190601451101	TELEPHONE ANSWERING SERV-AFT	06/17/2019	94.85	94.85	44924	06/28/2019
	190601451101	TELEPHONE ANSWERING SERV-AFT	06/17/2019	91.80	91.80	44924	06/28/2019
Total INTEGRATED COMMUNICATIONS SERV:				305.98	305.98		
IRBY, STUART C							
14890	S011345651.001	10' DE-arm 4 position	06/06/2019	245.68	245.68	44925	06/28/2019
	S011355430.001	Wedge Clamps	06/18/2019	488.94	488.94	44925	06/28/2019
Total IRBY, STUART C:				734.62	734.62		
ITU ABSORB TECH INC.							
14950	7266874	SHOP TOWELS FOR WWTP	06/24/2019	23.45	23.45	44926	06/28/2019
	7266877	SHOP TOWELS MTHLY RENTAL FEE	06/24/2019	12.68	12.68	44926	06/28/2019
	7266877	SHOP TOWELS MTHLY RENTAL FEE	06/24/2019	12.68	12.68	44926	06/28/2019
	7266877	SHOP TOWELS MTHLY RENTAL FEE	06/24/2019	12.69	12.69	44926	06/28/2019
Total ITU ABSORB TECH INC.:				61.50	61.50		
JON'S CRANE & RIGGING LLC							
16625	4719	Use of LoBoy Trailer to relocate cement blocks	05/29/2019	747.50	747.50	44927	06/28/2019
Total JON'S CRANE & RIGGING LLC:				747.50	747.50		
LINCOLN CONTRACTORS SUPPLY IN							
18650	M29104	16" HI-10 Asphalt Diamond Blade	06/21/2019	149.50	149.50	44928	06/28/2019
	M29104	16" HI-10 Asphalt Diamond Blade	06/21/2019	149.50	149.50	44928	06/28/2019

Vendor Number	Invoice Number	Description	Invoice Date	Invoice Amount	Check Amount	Check Number	Check Issue Date
Total LINCOLN CONTRACTORS SUPPLY IN:				299.00	299.00		
LOCATORS & SUPPLIES INC.							
18825	0276847	Safety Glasses	06/13/2019	118.83	118.83	44929	06/28/2019
Total LOCATORS & SUPPLIES INC.:				118.83	118.83		
MICHELS MATERIALS							
24200	372650	3/4" DENSE BASE	06/08/2019	193.51	193.51	44931	06/28/2019
Total MICHELS MATERIALS:				193.51	193.51		
NORTH SHORE ANALYTICAL INC.							
38500	12674	Effluent & Influent	06/10/2019	270.00	270.00	44932	06/28/2019
Total NORTH SHORE ANALYTICAL INC.:				270.00	270.00		
OFFICE DEPOT							
38880	328170600001	OFFICE SUPPLIES	06/12/2019	16.61	16.61	44933	06/28/2019
	328170600001	OFFICE SUPPLIES	06/12/2019	13.21	13.21	44933	06/28/2019
	328170600001	OFFICE SUPPLIES	06/12/2019	12.78	12.78	44933	06/28/2019
	328170600001	Copy paper	06/12/2019	13.65	13.65	44933	06/28/2019
	328170600001	Copy paper	06/12/2019	10.85	10.85	44933	06/28/2019
	328170600001	Copy paper	06/12/2019	10.49	10.49	44933	06/28/2019
	328173253001	OFFICE SUPPLIES	06/12/2019	2.57	2.57	44933	06/28/2019
	328173253001	OFFICE SUPPLIES	06/12/2019	2.04	2.04	44933	06/28/2019
	328173253001	OFFICE SUPPLIES	06/12/2019	1.98	1.98	44933	06/28/2019
Total OFFICE DEPOT:				84.18	84.18		
PTASCHINSKI CONSTRUCTION INC							
44000	PAYMENT REQ#3	Payment Request #3	06/14/2019	203,450.52	203,450.52	44934	06/28/2019
	PAYMENT REQ#3	Payment Request #3	06/14/2019	46,476.32	46,476.32	44934	06/28/2019
Total PTASCHINSKI CONSTRUCTION INC:				249,926.84	249,926.84		
SHRED-IT USA LLC							
51860	8127567862	Document Shredding	06/22/2019	18.78	18.78	44935	06/28/2019
	8127567862	Document Shredding	06/22/2019	14.93	14.93	44935	06/28/2019
	8127567862	Document Shredding	06/22/2019	14.44	14.44	44935	06/28/2019
Total SHRED-IT USA LLC:				48.15	48.15		
SOLOMON CORPORATION							
52000	322008	Regulator Control Panel repair	06/19/2019	318.00	318.00	44936	06/28/2019
Total SOLOMON CORPORATION:				318.00	318.00		
SPEE-DEE							
52800	3785238	SERVICE CHRG for WATER SAMPLES	06/17/2019	55.48	55.48	44937	06/28/2019
Total SPEE-DEE:				55.48	55.48		
TIMECLOCK PLUS							
57000	499929	Payroll Time & Attendance for 2yrs	06/06/2019	624.00	624.00	44938	06/28/2019
	499929	Payroll Time & Attendance for 2yrs	06/06/2019	448.00	448.00	44938	06/28/2019

Vendor Number	Invoice Number	Description	Invoice Date	Invoice Amount	Check Amount	Check Number	Check Issue Date
	499929	Payroll Time & Attendance for 2yrs	06/06/2019	528.00	528.00	44938	06/28/2019
Total TIMECLOCK PLUS:				1,600.00	1,600.00		
TRUCLEANERS LLC							
58700	6-2019	MONTHLY CLEANING SERVICE	06/28/2019	370.50	370.50	44939	06/28/2019
	6-2019	MONTHLY CLEANING SERVICE	06/28/2019	294.50	294.50	44939	06/28/2019
	6-2019	MONTHLY CLEANING SERVICE	06/28/2019	285.00	285.00	44939	06/28/2019
Total TRUCLEANERS LLC:				950.00	950.00		
USA BLUE BOOK							
59600	926804	Sludge Judge & Wire Brush parts	06/18/2019	131.45	131.45	44940	06/28/2019
	929489	Sludge Judge Add'l parts	06/20/2019	137.50	137.50	44940	06/28/2019
	931213	Crimped Whire Cups	06/21/2019	39.18	39.18	44940	06/28/2019
	934507	Stringer Bead Wheel parts for Sludge Judge	06/26/2019	37.18	37.18	44940	06/28/2019
	935914	Credit for 2/ea Crimped Whire Cup	06/27/2019	39.18-	39.18-	44940	06/28/2019
Total USA BLUE BOOK:				306.13	306.13		
VERONA SAFETY SUPPLY INC							
63200	7843	Uncorded Reusable Ear Plugs	06/01/2019	34.34	34.34	44941	06/28/2019
	7843	Uncorded Reusable Ear Plugs	06/01/2019	34.34	34.34	44941	06/28/2019
	8116	Safety Glasses	06/01/2019	11.70	11.70	44941	06/28/2019
	8116	Safety Glasses	06/01/2019	11.71	11.71	44941	06/28/2019
	8387	Safety Gloves	06/01/2019	12.83	12.83	44941	06/28/2019
	8387	Safety Gloves	06/01/2019	12.83	12.83	44941	06/28/2019
Total VERONA SAFETY SUPPLY INC:				117.75	117.75		
VIKING ELECTRIC SUPPLY							
63300	S002667307.001	Street lighting Materials for Madison St	06/13/2019	507.53	507.53	44942	06/28/2019
	S002667307.002	PWF 3/8" - 16 Caulk-in Anchor, Carlon VC9932	06/13/2019	164.32	164.32	44942	06/28/2019
	S002690711.001	Electrical material for add'l service for festival hookups	06/20/2019	122.22	122.22	44942	06/28/2019
	S002690711.001	Wrong connectors sent - will be given credit	06/20/2019	8.46	8.46	44942	06/28/2019
	S002690711.002	CB Enclosure 2P 200a w/bracket N3R	06/20/2019	297.07	297.07	44942	06/28/2019
	S002694612.001	Serv Ent DC Connectors	06/21/2019	12.39	12.39	44942	06/28/2019
	S002694612.001	Cable Connectors for office	06/21/2019	17.96	17.96	44942	06/28/2019
	S002694612.001	Cable Connectors for office	06/21/2019	11.22	11.22	44942	06/28/2019
	S002694612.001	Cable Connectors for office	06/21/2019	15.71	15.71	44942	06/28/2019
	S002694651.001	Credit on inv#S002690711.001 returns	06/24/2019	8.46-	8.46-	44942	06/28/2019
Total VIKING ELECTRIC SUPPLY:				1,148.42	1,148.42		
WAUPUN NAPA AUTO PARTS							
73600	248859	2 cs Antifreeze:1 for unit#20 & 1 for shop	06/24/2019	32.47	32.47	44943	06/28/2019
	248859	2 cs Antifreeze:1 for unit#20 & 1 for shop	06/24/2019	32.47	32.47	44943	06/28/2019
	248859	2 cs Antifreeze:1 for unit#20 & 1 for shop	06/24/2019	84.94	84.94	44943	06/28/2019
Total WAUPUN NAPA AUTO PARTS:				149.88	149.88		
WAUPUN, CITY OF							
74400	540	Curb & Gutter - Mill & Monroe	06/12/2019	173.25	173.25	44953	06/28/2019
	540	Curb & Gutter - Rock, Newton & Harris	06/12/2019	748.25	748.25	44953	06/28/2019
	540	Curb & Gutter - E Main & S Grove Sts	06/12/2019	297.00	297.00	44953	06/28/2019
	541 - GREMMER IN	Gremmer Inv#3 - Madison St Water	06/19/2019	7,208.25	7,208.25	44953	06/28/2019
	541 - GREMMER IN	Gremmer Inv#3 - Madison St Sewer	06/19/2019	7,208.25	7,208.25	44953	06/28/2019

Vendor Number	Invoice Number	Description	Invoice Date	Invoice Amount	Check Amount	Check Number	Check Issue Date
	542 / GREMMER IN	Gremmer Inv#1 for Phase Two, Lincln to Libby	06/19/2019	64.00	64.00	44953	06/28/2019
	542 / GREMMER IN	Gremmer Inv#1 for Phase Two, Lincln to Libby	06/19/2019	64.00	64.00	44953	06/28/2019
Total WAUPUN, CITY OF:				15,763.00	15,763.00		
WAUPUN UTILITIES							
76800	PETTY CASH REIM	REIMBURSE PETTY CASH	06/10/2019	1.04	1.04	44952	06/28/2019
	PETTY CASH REIM	REIMBURSE PETTY CASH	06/10/2019	1.03	1.03	44952	06/28/2019
	PETTY CASH REIM	REIMBURSE PETTY CASH	06/10/2019	1.03	1.03	44952	06/28/2019
Total WAUPUN UTILITIES:				3.10	3.10		
WISCONSIN CORRECTIONAL CENTER							
84300	17802	Inmate Labor Feb & March 2019	06/12/2019	262.00	262.00	44954	06/28/2019
Total WISCONSIN CORRECTIONAL CENTER:				262.00	262.00		
WAUPUN UTILITES (Refund acct)							
100000	JAN BECK	Ref Overpaymt frm: 715 E Main St, Waupun	06/26/2019	85.00	85.00	44945	06/28/2019
	JANE LEDEBOER	Ref Overpaymt frm: 302 Grandview Ave Wpn	06/26/2019	61.42	61.42	44949	06/28/2019
	JULIO IGLESIAS	Ref Overpaymt frm: 917 Fraser Ln #3	06/26/2019	153.72	153.72	44946	06/28/2019
	KELSEY KITZMAN	Ref Overpaymt frm: 827 Mayfair St #12	06/26/2019	66.12	66.12	44947	06/28/2019
	LAURA KNUTH	Ref Overpaymt frm: 553 E. Franklin St	06/26/2019	177.09	177.09	44948	06/28/2019
	MARLA WERNER	Ref Overpaymt frm: 827 Mayfair St #5	06/26/2019	139.38	139.38	44951	06/28/2019
	MELINA ROEDER	Ref Overpaymt frm: 307 S Grove St	06/26/2019	48.64	48.64	44950	06/28/2019
	MIKE BATZLER	Ref Overpaymt frm: 300 Harmsen Ave	06/26/2019	260.80	260.80	44944	06/28/2019
Total WAUPUN UTILITES (Refund acct):				992.17	992.17		
MANTEL, MICHAEL							
100005	515 1/2 E JEFFERS	Ref OPaymt from 515 1/2 E Jefferson Waupun	06/26/2019	192.31	192.31	44930	06/28/2019
Total MANTEL, MICHAEL:				192.31	192.31		
Grand Totals:				297,461.33	297,461.33		

Vendor Number	Invoice Number	Description	Invoice Date	Invoice Amount	Check Amount	Check Number	Check Issue Date
ADVANCED DISPOSAL							
720	E10001349189	SANITARY CHRGS/MAIN OFFC BLDG	06/30/2019	163.28	163.28	44961	07/12/2019
	E10001349189	SANITARY CHRGS/MAIN OFFC BLDG	06/30/2019	102.05	102.05	44961	07/12/2019
	E10001349189	SANITARY CHRGS/MAIN OFFC BLDG	06/30/2019	142.88	142.88	44961	07/12/2019
	E10001349931	SANITARY CHRGS FOR WWTP	06/30/2019	1,675.99	1,675.99	44961	07/12/2019
Total ADVANCED DISPOSAL:				2,084.20	2,084.20		
ALLIANT ENERGY							
900	183035/JULY 2, 201	Gas Utility for Water Plant	07/02/2019	264.53	264.53	44962	07/12/2019
	4370/JUNE 28, 201	GAS UTIL BILL FOR SWG PLNT	06/28/2019	251.04	251.04	44962	07/12/2019
	590516/JUNE 28, 2	Split Distribution - Main Bldg	06/28/2019	3.01	3.01	44962	07/12/2019
	590516/JUNE 28, 2	Split Distribution - Main Bldg	06/28/2019	2.41	2.41	44962	07/12/2019
	590516/JUNE 28, 2	Split Distribution - Main Bldg	06/28/2019	2.41	2.41	44962	07/12/2019
	590516/JUNE 28, 2	Split Distribution - Main Bldg	06/28/2019	16.25	16.25	44962	07/12/2019
	590516/JUNE 28, 2	Split Distribution - Main Bldg	06/28/2019	16.25	16.25	44962	07/12/2019
	590516/JUNE 28, 2	Split Distribution - Main Bldg	06/28/2019	16.25	16.25	44962	07/12/2019
	590516/JUNE 28, 2	Split Distribution - Main Bldg	06/28/2019	1.20	1.20	44962	07/12/2019
	590516/JUNE 28, 2	Split Distribution - Main Bldg	06/28/2019	1.20	1.20	44962	07/12/2019
	590516/JUNE 28, 2	Split Distribution - Main Bldg	06/28/2019	1.21	1.21	44962	07/12/2019
Total ALLIANT ENERGY:				575.76	575.76		
AMERICAN MESSAGING							
1090	U1850424TG	PAGER FOR ELEC DEPT ON-CALL	07/01/2019	36.17	36.17	44963	07/12/2019
Total AMERICAN MESSAGING:				36.17	36.17		
BENTZ AUTOMOTIVE INC							
2800	8573	Repair to Unit#7	06/11/2019	144.00	144.00	44964	07/12/2019
	8573	Repair to Unit#7	06/11/2019	143.99	143.99	44964	07/12/2019
	8573	Repair to Unit#7	06/11/2019	144.00	144.00	44964	07/12/2019
Total BENTZ AUTOMOTIVE INC:				431.99	431.99		
BOARDMAN & CLARK LLP							
3200	206156	Services related to EJCDC Contract Review	06/30/2019	8,897.00	8,897.00	44965	07/12/2019
Total BOARDMAN & CLARK LLP:				8,897.00	8,897.00		
BORDER STATES ELECTRIC SUPPLY							
3300	918037221	Fibercrete Box Pad	07/03/2019	1,295.00	1,295.00	44966	07/12/2019
	918057289	4/0 URD QUAD	07/09/2019	2,048.30	2,048.30	44966	07/12/2019
	918076818	Red Flag to locates	07/11/2019	773.00	773.00	44966	07/12/2019
Total BORDER STATES ELECTRIC SUPPLY:				4,116.30	4,116.30		
BRABAZON PUMPE COMPANY Ltd							
3330	5173279	kKaeser Compressor Maint Agreemt - one yr	07/01/2019	1,153.00	1,153.00	44967	07/12/2019
Total BRABAZON PUMPE COMPANY Ltd:				1,153.00	1,153.00		
CIVIC SYSTEMS LLC							
5945	CVC18231	SEMI-ANNUAL SUPPORT FEES	06/26/2019	2,491.32	2,491.32	44968	07/12/2019
	CVC18231	SEMI-ANNUAL SUPPORT FEES	06/26/2019	1,980.28	1,980.28	44968	07/12/2019
	CVC18231	SEMI-ANNUAL SUPPORT FEES	06/26/2019	1,916.40	1,916.40	44968	07/12/2019

Vendor Number	Invoice Number	Description	Invoice Date	Invoice Amount	Check Amount	Check Number	Check Issue Date
Total CIVIC SYSTEMS LLC:				6,388.00	6,388.00		
DIGGERS HOTLINE INC.							
7300	190631801	MONTHLY LOCATE TICKET CHRGS	06/30/2019	226.26	226.26	44969	07/12/2019
Total DIGGERS HOTLINE INC.:				226.26	226.26		
FAITH TECHNOLOGIES INC							
9175	697622	Influent Pump Wiring Replacement	06/28/2019	14,650.00	14,650.00	44970	07/12/2019
Total FAITH TECHNOLOGIES INC:				14,650.00	14,650.00		
FARM & HOME SUPPLY							
9200	475905/JUNE 2019	MISCELLANEOUS ITEMS	06/30/2019	8.97	8.97	44971	07/12/2019
	475905/JUNE 2019	MISCELLANEOUS ITEMS	06/30/2019	22.42	22.42	44971	07/12/2019
	475905/JUNE 2019	MISCELLANEOUS ITEMS	06/30/2019	41.43	41.43	44971	07/12/2019
	475905/JUNE 2019	MISCELLANEOUS ITEMS	06/30/2019	40.84	40.84	44971	07/12/2019
	475905/JUNE 2019	MISCELLANEOUS ITEMS	06/30/2019	51.11	51.11	44971	07/12/2019
	475905/JUNE 2019	MISCELLANEOUS ITEMS	06/30/2019	51.13	51.13	44971	07/12/2019
	475905/JUNE 2019	MISCELLANEOUS ITEMS	06/30/2019	44.99	44.99	44971	07/12/2019
	475905/JUNE 2019	MISCELLANEOUS ITEMS	06/30/2019	148.75	148.75	44971	07/12/2019
	475905/JUNE 2019	MISCELLANEOUS ITEMS	06/30/2019	8.96	8.96	44971	07/12/2019
	475905/JUNE 2019	MISCELLANEOUS ITEMS	06/30/2019	23.19	23.19	44971	07/12/2019
	475905/JUNE 2019	MISCELLANEOUS ITEMS	06/30/2019	87.82	87.82	44971	07/12/2019
Total FARM & HOME SUPPLY:				529.61	529.61		
FASTENAL COMPANY							
9350	WIBEA107696	3-1/2 Crimped cup brush	07/02/2019	128.34	128.34	44972	07/12/2019
	WIBEA107713	5" Crimped wire cup	07/03/2019	84.33	84.33	44972	07/12/2019
Total FASTENAL COMPANY:				212.67	212.67		
FERGUSON WATERWORKS #1476							
9480	0275218	Long Antenna W/mag for N3 Loggers	07/10/2019	336.23	336.23	44973	07/12/2019
	0276183	14" Valve Box Extension	06/27/2019	246.00	246.00	44973	07/12/2019
	0276183	18" Valve Box Extension	06/27/2019	204.00	204.00	44973	07/12/2019
	0276183	26" Section Valve Box Top - Secondary Dome	06/27/2019	690.00	690.00	44973	07/12/2019
	0276183	TYLER Valve Box Lid Water Dom	06/27/2019	120.00	120.00	44973	07/12/2019
	0276183	4" Plastic / 4" Plastic	06/27/2019	34.50	34.50	44973	07/12/2019
	0276183	6" Tapping Saddle (All Sizes)	06/27/2019	50.00	50.00	44973	07/12/2019
	0276183	6" Plastic / 6" Plastic	06/27/2019	52.50	52.50	44973	07/12/2019
Total FERGUSON WATERWORKS #1476:				1,733.23	1,733.23		
FOND DU LAC COUNTY							
9825	20190000151	Document Copies - 901 Rock Ave Wpn	07/02/2019	15.00	15.00	44974	07/12/2019
Total FOND DU LAC COUNTY:				15.00	15.00		
HOMETOWN GLASS & IMPROVEMENTS							
13010	218541	Lobby Entrance Door Repaired	06/27/2019	45.69	45.69	44975	07/12/2019
	218541	Lobby Entrance Door Repaired	06/27/2019	28.56	28.56	44975	07/12/2019
	218541	Lobby Entrance Door Repaired	06/27/2019	39.98	39.98	44975	07/12/2019

Vendor Number	Invoice Number	Description	Invoice Date	Invoice Amount	Check Amount	Check Number	Check Issue Date
Total HOMETOWN GLASS & IMPROVEMENTS:				114.23	114.23		
HYDROCORP INC.							
13985	0052831	CROSS CONNECTION CONTROL PROG	06/30/2019	1,908.00	1,908.00	44976	07/12/2019
Total HYDROCORP INC.:				1,908.00	1,908.00		
IRBY, STUART C							
14890	S011436777.001	100 AMP CUTOUT	07/01/2019	3,591.00	3,591.00	44977	07/12/2019
Total IRBY, STUART C:				3,591.00	3,591.00		
J & H CONTROLS INC							
16000	10000020984	BUILDING MAINTENANCE MTHLY CHR	06/21/2019	160.00	160.00	44978	07/12/2019
	10000020984	BUILDING MAINTENANCE MTHLY CHR	06/21/2019	100.00	100.00	44978	07/12/2019
	10000020984	BUILDING MAINT MTHLY CHR	06/21/2019	140.00	140.00	44978	07/12/2019
Total J & H CONTROLS INC:				400.00	400.00		
LINCOLN CONTRACTORS SUPPLY IN							
18650	M30462	Powergrit 15' saw chain	06/27/2019	214.50	214.50	44979	07/12/2019
	M30462	Powergrit 15' saw chain	06/27/2019	214.50	214.50	44979	07/12/2019
	R37918	Rental of 890 Hydro Saw & 18HP Hyd Powerpack	07/03/2019	458.00	458.00	44979	07/12/2019
Total LINCOLN CONTRACTORS SUPPLY IN:				887.00	887.00		
M. J. ELECTRIC LLC							
19050	25160032300-1	Distribution Y-306 RTP	06/27/2019	4,500.00	4,500.00	44980	07/12/2019
Total M. J. ELECTRIC LLC:				4,500.00	4,500.00		
MICHELS MATERIALS							
24200	373711	3/4" DENSE BASE	06/22/2019	390.83	390.83	44981	07/12/2019
Total MICHELS MATERIALS:				390.83	390.83		
NORTHERN SAFETY CO INC							
38800	903519639	SAFETY GLASSES	06/27/2019	74.76	74.76	44982	07/12/2019
Total NORTHERN SAFETY CO INC:				74.76	74.76		
NORTHERN TOOL & EQUIPMENT							
38853	42881237	Circular Saw	07/01/2019	159.00	159.00	44983	07/12/2019
Total NORTHERN TOOL & EQUIPMENT:				159.00	159.00		
OFFICE DEPOT							
38880	331941789001	Copy paper, TW Ribbon, Sharpies, Singlefold towels	06/20/2019	3.56	3.56	44984	07/12/2019
	331941789001	Copy paper, TW Ribbon, Sharpies, Singlefold towels	06/20/2019	2.83	2.83	44984	07/12/2019
	331941789001	Copy paper, TW Ribbon, Sharpies, Singlefold towels	06/20/2019	2.74	2.74	44984	07/12/2019
	331941789001	Copy paper, TW Ribbon, Sharpies, Singlefold towels	06/20/2019	1.79	1.79	44984	07/12/2019
	331941789001	Copy paper, TW Ribbon, Sharpies, Singlefold towels	06/20/2019	1.43	1.43	44984	07/12/2019
	331941789001	Copy paper, TW Ribbon, Sharpies, Singlefold towels	06/20/2019	36.16	36.16	44984	07/12/2019
	331951080001	T-Paper for WWTP	06/20/2019	36.19	36.19	44984	07/12/2019
	331951081001	Multi-fold towels	06/20/2019	8.28	8.28	44984	07/12/2019
	331951081001	Multi-fold towels	06/20/2019	6.58	6.58	44984	07/12/2019

Vendor Number	Invoice Number	Description	Invoice Date	Invoice Amount	Check Amount	Check Number	Check Issue Date
	331951081001	Multi-fold towels	06/20/2019	48.83	48.83	44984	07/12/2019
Total OFFICE DEPOT:				148.39	148.39		
OSHKOSH OFFICE SYSTEMS							
39000	40053	MTHLY CLICK COUNTS	07/01/2019	40.17	40.17	44985	07/12/2019
	40053	MTHLY CLICK COUNTS	07/01/2019	31.93	31.93	44985	07/12/2019
	40053	MTHLY CLICK COUNTS	07/01/2019	30.91	30.91	44985	07/12/2019
Total OSHKOSH OFFICE SYSTEMS:				103.01	103.01		
RESCO							
46400	754671-00	DEADEND INSULATORS	06/28/2019	291.30	291.30	44986	07/12/2019
	754671-00	Shipping & Handling	06/28/2019	42.10	42.10	44986	07/12/2019
Total RESCO:				333.40	333.40		
SEERA							
51535	WAUPUN/JUNE 19	"WAUPUN" FOCUS PROGRAM FEE	06/30/2019	2,632.68	2,632.68	44987	07/12/2019
Total SEERA:				2,632.68	2,632.68		
TOTAL BUSINESS PRODUCTS INC.							
57350	89103	OFFICE SUPPLIES	06/28/2019	16.10	16.10	44988	07/12/2019
	89103	OFFICE SUPPLIES	06/28/2019	12.80	12.80	44988	07/12/2019
	89103	OFFICE SUPPLIES	06/28/2019	12.38	12.38	44988	07/12/2019
TOTAL BUSINESS PRODUCTS INC.:				41.28	41.28		
VALLEY GASKET INC.							
60525	142129	Rubber Belting for Clarifiers	06/26/2019	132.92	132.92	44989	07/12/2019
Total VALLEY GASKET INC.:				132.92	132.92		
VERIZON WIRELESS							
62900	9832588030	CELLPHONE MTHLY EXPENSES	06/21/2019	146.31	146.31	44990	07/12/2019
	9832588030	CELPHONE MTHLY EXPENSES	06/21/2019	116.30	116.30	44990	07/12/2019
	9832588030	CELLPHONE MTHLY EXPENSES	06/21/2019	112.54	112.54	44990	07/12/2019
	9832588030	DPW'S MTHLY/DATA TABLET CHRGS	06/21/2019	53.10	53.10	44990	07/12/2019
Total VERIZON WIRELESS:				428.25	428.25		
WAUPUN, CITY OF							
74400	552	Postage Usage	07/02/2019	137.87	137.87	44992	07/12/2019
	552	Postage Usage	07/02/2019	109.59	109.59	44992	07/12/2019
	552	Postage Usage	07/02/2019	106.04	106.04	44992	07/12/2019
	553	Curb & Gutter - Taylor & Brandon Sts	07/08/2019	123.75	123.75	44992	07/12/2019
	PROP TAX JULY 20	Property Tax Pilot - July 2019	07/01/2019	23,700.00	23,700.00	44992	07/12/2019
	PROP TAX JULY 20	Property Tax Pilot - July 2019	07/01/2019	31,100.00	31,100.00	44992	07/12/2019
	STRMWTR RECPT	Stormwater Receipts	06/30/2019	48,272.28	48,272.28	44992	07/12/2019
	TRASH/RECYC JU	Trash/Recycling Collection	06/30/2019	38,111.65	38,111.65	44992	07/12/2019
Total WAUPUN, CITY OF:				141,661.18	141,661.18		
WAUPUN EQUIPMENT INC							
74800	74973W	Stem, Swivel, 3/8 Power hose - Pressure Washer	06/19/2019	50.54	50.54	44991	07/12/2019
	74973W	Stem, Swivel, 3/8 Power hose - Pressure Washer	06/19/2019	50.54	50.54	44991	07/12/2019

Vendor Number	Invoice Number	Description	Invoice Date	Invoice Amount	Check Amount	Check Number	Check Issue Date
	74973W	Stem, Swivel, 3/8 Power hose - Pressure Washer	06/19/2019	50.55	50.55	44991	07/12/2019
	75434	Hose, Flex, O-Ring for Unit#20	07/01/2019	19.88	19.88	44991	07/12/2019
	75434	Hose, Flex, O-Ring for Unit#20	07/01/2019	19.88	19.88	44991	07/12/2019
	75434	Hose, Flex, O-Ring for Unit#20	07/01/2019	159.04	159.04	44991	07/12/2019
	75549W	Adapter for uite#20	07/03/2019	4.26	4.26	44991	07/12/2019
	75549W	Adapter for uite#20	07/03/2019	4.26	4.26	44991	07/12/2019
	75549W	Adapter for uite#20	07/03/2019	34.12	34.12	44991	07/12/2019
Total WAUPUN EQUIPMENT INC:				393.07	393.07		
WISCONSIN STATE LAB OF HYGIENE							
88300	597686-1 / 7002096	FLUORIDE TESTING	06/30/2019	26.00	26.00	44993	07/12/2019
Total WISCONSIN STATE LAB OF HYGIENE:				26.00	26.00		
Grand Totals:				198,974.19	198,974.19		

Vendor Number	Invoice Number	Description	Invoice Date	Invoice Amount	Check Amount	Check Number	Check Issue Date
AIRGAS USA INC							
855	9962891635	ACETYLENE/OXYGEN/NITROGEN	06/30/2019	22.28	22.28	0	07/30/2019
	9962891635	ACETYLENE/OXYGEN/NITROGEN	06/30/2019	22.28	22.28	0	07/30/2019
	9962891635	ACETYLENE/OXYGEN/NITROGEN	06/30/2019	22.29	22.29	0	07/30/2019
Total AIRGAS USA INC:				66.85	66.85		
ALLIANT ENERGY							
900	80105/JULY 19, 201	GAS UTILITY FOR WELLHOUSE #5	07/19/2019	14.22	14.22	0	07/30/2019
	931084/JUL 15 201	GAS UTIL @ WWTP GARAGE	07/15/2019	80.01	80.01	0	07/30/2019
Total ALLIANT ENERGY:				94.23	94.23		
AMERICAN INDUSTRIAL MEDICAL							
1030	21509	Audiogram, Re-Eval & Onsite Fee	07/17/2019	123.48	123.48	0	07/30/2019
	21509	Audiogram, Re-Eval & Onsite Fee	07/17/2019	127.61	127.61	0	07/30/2019
	21509	Audiogram, Re-Eval & Onsite Fee	07/17/2019	160.54	160.54	0	07/30/2019
Total AMERICAN INDUSTRIAL MEDICAL:				411.63	411.63		
APPLIED TECHNOLOGIES							
1340	34099	Engineering Upgrades for WWTP Project	07/11/2019	38,630.01	38,630.01	0	07/30/2019
Total APPLIED TECHNOLOGIES:				38,630.01	38,630.01		
AUTO PLUS AUTO PARTS							
1700	039851774	Ultra Copper Max	07/02/2019	4.54	4.54	0	07/30/2019
	039852291	Air Gauge, Plug, Air Chuck for shop	07/17/2019	12.70	12.70	0	07/30/2019
	039852291	Air Gauge, Plug, Air Chuck for shop	07/17/2019	12.69	12.69	0	07/30/2019
	039852291	Air Gauge, Plug, Air Chuck for shop	07/17/2019	12.69	12.69	0	07/30/2019
Total AUTO PLUS AUTO PARTS:				42.62	42.62		
BL VREE PLUMBING LLC							
3100	27	231 S Madison St, No Water, Split Line at Mtr & Flushed	07/12/2019	43.75	43.75	0	07/30/2019
	57	Remove Deris frm Wtr Line @ 251 S. Madison	07/17/2019	43.75	43.75	0	07/30/2019
	58	Labor to install new faucet @ 223 S Madison St	07/17/2019	228.13	228.13	0	07/30/2019
Total BL VREE PLUMBING LLC:				315.63	315.63		
BORDER STATES ELECTRIC SUPPLY							
3300	918096664	Cover Bushings	07/15/2019	1,474.47	1,474.47	0	07/30/2019
	918106338	600 AMP URD ELBOW - 500 MCM	07/16/2019	2,611.70	2,611.70	0	07/30/2019
	918106338	ALCU Sec Sleeves, Washers, Termntn Kits,	07/16/2019	1,343.15	1,343.15	0	07/30/2019
	918125718	Carriage Bolts	07/18/2019	50.64	50.64	0	07/30/2019
Total BORDER STATES ELECTRIC SUPPLY:				5,479.96	5,479.96		
BROOKS SHOES & REPAIR							
3550	ORDER ID: 30028	Composite Toe Boot- Darren Brummond	06/26/2019	87.50	87.50	0	07/30/2019
	ORDER ID: 30028	Composite Toe Boot- Darren Brummond	06/26/2019	87.50	87.50	0	07/30/2019
Total BROOKS SHOES & REPAIR:				175.00	175.00		
CIVIC SYSTEMS LLC							
5945	2019 SYMPOSIUM	SYMPOSIUM - BARB'S REGISTRATION FEES	07/17/2019	87.75	87.75	0	07/30/2019
	2019 SYMPOSIUM	SYMPOSIUM - BARB'S REGISTRATION FEES	07/17/2019	69.75	69.75	0	07/30/2019

Vendor Number	Invoice Number	Description	Invoice Date	Invoice Amount	Check Amount	Check Number	Check Issue Date
	2019 SYMPOSIUM	SYMPOSIUM - BARB'S REGISTRATION FEES	07/17/2019	67.50	67.50	0	07/30/2019
Total CIVIC SYSTEMS LLC:				225.00	225.00		
CORE & MAIN LP							
6310	K859048	1/2" Water Meter Couplings	07/15/2019	112.80	112.80	0	07/30/2019
Total CORE & MAIN LP:				112.80	112.80		
DRYDON EQUIPMENT INC.							
7740	33519	6" Flame Arrester Rebuilt Kit - Bldg 80	07/17/2019	2,739.59	2,739.59	0	07/30/2019
Total DRYDON EQUIPMENT INC.:				2,739.59	2,739.59		
ER CONTROLS LLC							
8656	ER33563	Well 4 PLC Replacemt - 50% due upon PO	07/17/2019	2,250.00	2,250.00	0	07/30/2019
	ER33563	Well 5 PLC Replacemt - 50% due upon PO	07/17/2019	2,250.00	2,250.00	0	07/30/2019
Total ER CONTROLS LLC:				4,500.00	4,500.00		
EVOQUA WATER TECHNOLOGIES LLC							
8955	904073416	Mixed, Filter Cartridge & Surcharge	07/05/2019	294.56	294.56	0	07/30/2019
Total EVOQUA WATER TECHNOLOGIES LLC:				294.56	294.56		
EXXON MOBIL							
8990	7187600000035136	MONTHLY FLEET FUEL CHARGES	07/18/2019	953.02	953.02	0	07/30/2019
	7187600000035136	MONTHLY FLEET FUEL CHARGES	07/18/2019	653.50	653.50	0	07/30/2019
	7187600000035136	MONTHLY FLEET FUEL CHARGES	07/18/2019	1,116.38	1,116.38	0	07/30/2019
Total EXXON MOBIL:				2,722.90	2,722.90		
FARMERS ELEVATOR CORP LTD							
9300	98268	2-1/2 gals of Mad Dog	07/09/2019	47.00	47.00	0	07/30/2019
Total FARMERS ELEVATOR CORP LTD:				47.00	47.00		
H & R SAFETY SOLUTIONS LLC							
12020	4003	10 boxes of Nitrile Disposable Gloves	07/08/2019	130.00	130.00	0	07/30/2019
Total H & R SAFETY SOLUTIONS LLC:				130.00	130.00		
HYDRO FLOW PRODUCTS INC.							
13983	41829	Gauge Calibration	07/23/2019	92.00	92.00	0	07/30/2019
Total HYDRO FLOW PRODUCTS INC.:				92.00	92.00		
INFOSEND INC							
14490	156306	BILL PRINT & POSTAGE	06/28/2019	272.96	272.96	0	07/30/2019
	156306	BILL PRINT & POSTAGE	06/28/2019	216.97	216.97	0	07/30/2019
	156306	BILL PRINT & POSTAGE	06/28/2019	209.97	209.97	0	07/30/2019
	156306	Summer Insert	06/28/2019	197.51	197.51	0	07/30/2019
	156306	Summer Insert	06/28/2019	156.99	156.99	0	07/30/2019
	156306	Summer Insert	06/28/2019	151.93	151.93	0	07/30/2019
Total INFOSEND INC:				1,206.33	1,206.33		

Vendor Number	Invoice Number	Description	Invoice Date	Invoice Amount	Check Amount	Check Number	Check Issue Date
INTEGRATED COMMUNICATIONS SERV							
14650	190701451101	TELEPHONE ANSWERING SERV-AFT	07/15/2019	162.61	162.61	0	07/30/2019
	190701451101	TELEPHONE ANSWERING SERV-AFT	07/15/2019	129.26	129.26	0	07/30/2019
	190701451101	TELEPHONE ANSWERING SERV-AFT	07/15/2019	125.09	125.09	0	07/30/2019
Total INTEGRATED COMMUNICATIONS SERV:				416.96	416.96		
IRBY, STUART C							
14890	S011436777.002	Tap Conectors & Alum Comp Splices	07/22/2019	296.00	296.00	0	07/30/2019
	S011450384.001	Ratchet Cutter & storage bags	07/15/2019	651.12	651.12	0	07/30/2019
	S011450384.003	Safety Glasses	07/15/2019	119.40	119.40	0	07/30/2019
	S011450384.003	Cover only F/Comp Splice	07/15/2019	161.25	161.25	0	07/30/2019
Total IRBY, STUART C:				1,227.77	1,227.77		
ITU ABSORB TECH INC.							
14950	7284675	SHOP TOWELS FOR WWTP	07/22/2019	23.45	23.45	0	07/30/2019
	7284678	SHOP TOWELS MTHLY RENTAL FEE	07/22/2019	12.68	12.68	0	07/30/2019
	7284678	SHOP TOWELS MTHLY RENTAL FEE	07/22/2019	12.68	12.68	0	07/30/2019
	7284678	SHOP TOWELS MTHLY RENTAL FEE	07/22/2019	12.69	12.69	0	07/30/2019
Total ITU ABSORB TECH INC.:				61.50	61.50		
J & H CONTROLS INC							
16000	10000021075	Fresh Air Intake/Bird Screen Filter for Economizer	07/22/2019	21.51	21.51	0	07/30/2019
	10000021075	Fresh Air Intake/Bird Screen Filter for Economizer	07/22/2019	13.44	13.44	0	07/30/2019
	10000021075	Fresh Air Intake/Bird Screen Filter for Economizer	07/22/2019	18.82	18.82	0	07/30/2019
Total J & H CONTROLS INC:				53.77	53.77		
M. T. S. R., LLC							
19075	1685	2 - Speed Sensors for unit#20	07/17/2019	36.45	36.45	0	07/30/2019
	1685	2 - Speed Sensors for unit#20	07/17/2019	36.45	36.45	0	07/30/2019
	1685	2 - Speed Sensors for unit#20	07/17/2019	291.55	291.55	0	07/30/2019
Total M. T. S. R., LLC:				364.45	364.45		
MARC							
19850	0670793	Stainless cleaner for Wtr Pit	07/18/2019	136.07	136.07	0	07/30/2019
Total MARC:				136.07	136.07		
MARTELLE WATER TREATMENT INC.							
20250	18539	Ferric Chloride, Degree 37%-42%	07/02/2019	3,089.00	3,089.00	0	07/30/2019
	18583	Ferric Chloride, Degree 37%-42%	07/10/2019	4,112.00	4,112.00	0	07/30/2019
	18590	Castic Soda, Chlorine, Sod Bisulfite, Hydro Acid	07/11/2019	4,683.28	4,683.28	0	07/30/2019
	18603	Chlorine & Sulfur Dioxide	07/15/2019	1,344.00	1,344.00	0	07/30/2019
	18626	Ferric Chloride, Degree 37%-42%	07/17/2019	4,112.00	4,112.00	0	07/30/2019
Total MARTELLE WATER TREATMENT INC.:				17,340.28	17,340.28		
MEUW							
23500	071519-05	Regional Safety Program	07/15/2019	5,903.91	5,903.91	0	07/30/2019
Total MEUW:				5,903.91	5,903.91		

Vendor Number	Invoice Number	Description	Invoice Date	Invoice Amount	Check Amount	Check Number	Check Issue Date
MICHELS MATERIALS							
24200	374763	3/4" DENSE BASE & UTILITY STONE	07/06/2019	360.05	360.05	0	07/30/2019
Total MICHELS MATERIALS:				360.05	360.05		
NORTHEAST ASPHALT INC							
38600	809104-01	HMA Patching	07/24/2019	5,331.10	5,331.10	0	07/30/2019
Total NORTHEAST ASPHALT INC:				5,331.10	5,331.10		
NORTHERN SAFETY CO INC							
38800	903519639	SAFETY GLASSES	06/27/2019	74.76	74.76	Multiple	Multiple
	903546768	SAFETY GLASSES	07/18/2019	65.77	65.77	0	07/30/2019
	903546768	SAFETY GLASSES	07/18/2019	65.76	65.76	0	07/30/2019
Total NORTHERN SAFETY CO INC:				206.29	206.29		
OFFICE DEPOT							
38880	339613754001	OFFICE SUPPLIES	07/09/2019	7.89	7.89	0	07/30/2019
	339613754001	OFFICE SUPPLIES	07/09/2019	6.27	6.27	0	07/30/2019
	339613754001	OFFICE SUPPLIES	07/09/2019	6.06	6.06	0	07/30/2019
	339614165001	OFFICE SUPPLIES	07/09/2019	10.33	10.33	0	07/30/2019
	339614165001	OFFICE SUPPLIES	07/09/2019	8.21	8.21	0	07/30/2019
	339614165001	OFFICE SUPPLIES	07/09/2019	7.95	7.95	0	07/30/2019
	343163250001	OFFICE SUPPLIES	07/17/2019	18.31	18.31	0	07/30/2019
	343163250001	OFFICE SUPPLIES	07/17/2019	14.55	14.55	0	07/30/2019
	343163250001	OFFICE SUPPLIES	07/17/2019	14.08	14.08	0	07/30/2019
Total OFFICE DEPOT:				93.65	93.65		
O'REILLY AUTO PARTS							
38970	2391-371288	Oil Filters for units #3 & 6	07/24/2019	6.09	6.09	0	07/30/2019
	2391-371288	Oil Filters for units #3 & 6	07/24/2019	6.09	6.09	0	07/30/2019
Total O'REILLY AUTO PARTS:				12.18	12.18		
PIGGLY WIGGLY							
41200	11JUL2019	SAFETY SCHOOL REFRESHMENTS	07/11/2019	13.19	13.19	0	07/30/2019
Total PIGGLY WIGGLY:				13.19	13.19		
PTASCHINSKI CONSTRUCTION INC							
44000	PAYMENT REQUE	Payment Request #4	07/11/2019	94,088.00	94,088.00	0	07/30/2019
	PAYMENT REQUE	Payment Request #4	07/11/2019	262,098.35	262,098.35	0	07/30/2019
Total PTASCHINSKI CONSTRUCTION INC:				356,186.35	356,186.35		
Q-TRONICS							
44440	10078737	DVD Reader	07/26/2019	15.60	15.60	0	07/30/2019
	10078737	DVD Reader	07/26/2019	12.40	12.40	0	07/30/2019
	10078737	DVD Reader	07/26/2019	11.99	11.99	0	07/30/2019
Total Q-TRONICS:				39.99	39.99		
RUEKERT-MIELKE							
49300	128206	WWTP SCADA System Tech Support	07/10/2019	734.80	734.80	0	07/30/2019
	128207	Substation SCADA Service Work	07/10/2019	737.70	737.70	0	07/30/2019

Vendor Number	Invoice Number	Description	Invoice Date	Invoice Amount	Check Amount	Check Number	Check Issue Date
Total RUEKERT-MIELKE:				1,472.50	1,472.50		
SPEE-DEE							
52600	3791150	SERVICE CHRG for WATER SAMPLES	07/01/2019	46.63	46.63	0	07/30/2019
	3803704	SERVICE CHRG for WATER SAMPLES	07/15/2019	60.38	60.38	0	07/30/2019
Total SPEE-DEE:				107.01	107.01		
TERMINATOR PEST CONTROL LLC							
55950	180424	PEST CONTROL MAINT TO MAIN BLDG	07/18/2019	60.00	60.00	0	07/30/2019
	180424	PEST CONTROL MAINT TO MAIN BLDG	07/18/2019	37.50	37.50	0	07/30/2019
	180424	PEST CONTROL MAINT TO MAIN BLDG	07/18/2019	52.50	52.50	0	07/30/2019
	180972	Pest Control to Water Plant	07/17/2019	125.00	125.00	0	07/30/2019
	180973	Pest Control to Wastewater Plant	07/17/2019	350.00	350.00	0	07/30/2019
Total TERMINATOR PEST CONTROL LLC:				625.00	625.00		
TOTAL BUSINESS PRODUCTS INC.							
57350	89201	#10 Window Envelopes - 3,000/ea	07/19/2019	97.11	97.11	0	07/30/2019
	89201	#10 Window Envelopes - 3,000/ea	07/19/2019	77.19	77.19	0	07/30/2019
	89201	#10 Window Envelopes - 3,000/ea	07/19/2019	74.70	74.70	0	07/30/2019
TOTAL BUSINESS PRODUCTS INC.:				249.00	249.00		
USA BLUE BOOK							
59600	947354	2/ea 1-1/2" Fire Hoses, Reagent Soln	07/11/2019	508.16	508.16	0	07/30/2019
Total USA BLUE BOOK:				508.16	508.16		
VAN BUREN, JEROME and/or SANDRA							
60800	SOLAR CREDIT JU	SOLAR CREDIT	07/11/2019	412.51	412.51	0	07/30/2019
Total VAN BUREN, JEROME and/or SANDRA:				412.51	412.51		
VERONA SAFETY SUPPLY INC							
63200	14169	Tyvek Coveralls	07/22/2019	108.02	108.02	0	07/30/2019
	14364	Safety Gloves	07/24/2019	68.59	68.59	0	07/30/2019
	14364	Safety Gloves	07/24/2019	68.60	68.60	0	07/30/2019
	14429	Safety Gloves	07/25/2019	68.59	68.59	0	07/30/2019
	14429	Safety Gloves	07/25/2019	68.60	68.60	0	07/30/2019
Total VERONA SAFETY SUPPLY INC:				382.40	382.40		
WAUPUN NAPA AUTO PARTS							
73600	249466	Solenoid for Unit#20	07/01/2019	4.53	4.53	0	07/30/2019
	249466	Solenoid for Unit#20	07/01/2019	4.53	4.53	0	07/30/2019
	249466	Solenoid for Unit#20	07/01/2019	36.23	36.23	0	07/30/2019
	249775	Oil Filter for Unit# 33	07/03/2019	10.39	10.39	0	07/30/2019
	249775	Oil Filter for Unit# 33	07/03/2019	10.39	10.39	0	07/30/2019
	250731	Oil Filters for Unit# 15, 10, 16 & 28	07/15/2019	15.26	15.26	0	07/30/2019
	250731	Oil Filters for Unit# 15, 10, 16 & 28	07/15/2019	21.34	21.34	0	07/30/2019
	250731	Oil Filters for Unit# 15, 10, 16 & 28	07/15/2019	21.34	21.34	0	07/30/2019
	252005	Oil Filter for Unit#4	07/30/2019	47.19	47.19	0	07/30/2019
Total WAUPUN NAPA AUTO PARTS:				171.20	171.20		

Vendor Number	Invoice Number	Description	Invoice Date	Invoice Amount	Check Amount	Check Number	Check Issue Date
WAUPUN, CITY OF							
74400	555	Gremmer Inv#2 for Phase Two, Lincln to Libby	07/23/2019	48.00	48.00	0	07/30/2019
	555	Gremmer Inv#2 for Phase Two, LincIn to Libby	07/23/2019	48.00	48.00	0	07/30/2019
	556	Gremmer Inv#4, Phase 1 - Madison St Water	07/23/2019	7,778.28	7,778.28	0	07/30/2019
	556	Gremmer Inv#4, Phase 1 - Madison St Sewer	07/23/2019	7,778.29	7,778.29	0	07/30/2019
	557	Curb & Gutter - E.Franklin & Fond du lac Sts	07/25/2019	99.00	99.00	0	07/30/2019
Total WAUPUN, CITY OF:				15,751.57	15,751.57		
WAUPUN UTILITES (Refund acct)							
100000	HELLMAN, BARBA	Ref Overpaymt frm: 500 S.Grove St, Wpn	07/25/2019	169.26	169.26	0	07/30/2019
	KOENIG, CLARICE	Ref Overpaymt frm: 208 Pleasant Ave Wpn	07/25/2019	109.22	109.22	0	07/30/2019
	NEUMANN, FLORE	Ref Overpaymt frm: 804 Pioneer Ave	07/25/2019	25.20	25.20	0	07/30/2019
	SHERSTAD, JERR	Ref Overpaymt frm: 14 Pluim Dr Apt#38, Wpn	07/25/2019	139.23	139.23	0	07/30/2019
	VAN DEN BERG, J	Ref Overpaymt frm: 350 carrington st	07/25/2019	3.47	3.47	0	07/30/2019
Total WAUPUN UTILITES (Refund acct):				446.38	446.38		
SKINDZELEWSKI, SHARON							
100006	10369	Water in Basement - Blowing out lines, blew thru customers to	07/11/2019	75.00	75.00	0	07/30/2019
Total SKINDZELEWSKI, SHARON:				75.00	75.00		
CONCORDIA UNIVERSITY INC							
100011	STUDENT ID:F0050	Erica Huenink -2019 Scholarship Recipient	07/17/2019	1,000.00	1,000.00	0	07/30/2019
Total CONCORDIA UNIVERSITY INC:				1,000.00	1,000.00		
Grand Totals:				466,234.35	466,234.35		



TO: Waupun Utilities Commissioners
FROM: Randy Posthuma, General Manager
DATE: July 8, 2019
SUBJECT: General Manager Report

2020 Budget Prep: Planning for 2020 project year is starting to take shape. Every year around this time, management has the discussion regarding prioritizing for potential construct projects and equipment needs for the following year.

There is no street construction taking place in 2020. This will likely free up waste water utility budget for additional sanitary sewer main lining.

The electric utility is having an electric system study completed in 2019. The study will help with identifying future capital projects for the next five years.

In the coming months we will be providing preliminary budget information at our meetings in order to keep you informed on plans for 2020.

Alliant Purchase Update: We continue to make progress in completing our fourth and final purchase of electric customers from Alliant Energy. Letters were recently sent out to 22 customers on Savage Rd. and County Rd. MMM asking for their consent to transfer electric service to Waupun Utilities. Once all customers have responded to our request, we will file a customer transfer request with the PSC. If all goes according to schedule, we anticipate taking ownership of the additional customers late 2019 or the first part of 2020.

Advanced Biological Nutrient Recover System Update: The ABNR pilot test at the waste water treatment facility has wrapped up. To summarize; we were encouraged by the test results. We were excited to see that the ABNR system performed better than expected when we put the system under stressful conditions. This indicates to us that the system can handle the fluctuating phosphorus levels that we experience especially when dealing with trucked-in waste. Steve Schramm will provide further details on the pilot testing during our August meeting.

Succession Planning Update: This past January we promoted Steve Brooks to a supervisory role for operations of the electric department. Steve continues to get exposure in ordering and recording inventory, keeping plant records up to date, laying out projects for the electric crew as well as keeping track of time sheets. In the next couple of months Steve will get his first opportunity with planning for the 2020 electric budget. Steve and I are currently looking at projects he'd like to complete in 2020 along with developing budget numbers for those projects.

This concludes my report for July 2019. Please contact me at 324-7920 or rposthuma@wppienergy.org, with any questions or concerns.



TO: Waupun Utilities Commissioners
FROM: Randy Posthuma, General Manager
DATE: August 9, 2019
SUBJECT: General Manager Report

Small Cell Legislation Takes Effect: On July 10 Governor Tony Evers signed Senate Bill 239 – the small cell bill – into law as Act 14. The Act took effect July 12, creating a uniform framework for the deployment of 5G advanced wireless equipment in municipal rights-of-way within the state.

Act 14 mirrors limitations placed on municipal right-of-way regulatory powers by the September 2018 Federal Communications Commission (FCC) 5G ruling. It creates a regulatory framework for the state and local governments for: (1) the deployment by wireless service providers of wireless equipment and facilities for 5G service, including the placement of such items in rights-of-way; (2) the local permitting process for certain activities by wireless providers; (3) access to government poles by wireless providers; and (4) the resolution of disputes.

Many other states have passed similar legislation. Wisconsin's version has higher fee caps and is less restrictive on local governments than those passed in other states.

Municipal Electric Utilities of Wisconsin (MEUW) has formed an ad hoc committee to enable municipal electric utilities to take an organized and common method working with wireless providers seeking to deploy the small cell wireless technology in Wisconsin. A handful of Board members recently stepped forward to provide insights and help to develop guidelines and model agreements that will eventually be made available to all MEUW members for the purpose of coordinating a consistent approach.

WPPI Energy Annual Meeting: I would like to invite our Utility Commissioners to the annual WPPI Energy meeting on September 19 at The Osfhoff Resort in Elkhart Lake, WI. This year's annual gathering of members and staff will meet to engage on industry issues and the ways in which we can continue to strengthen the "Power of Great Places" together. The Board of Directors meeting is the following day.

Invitations were mailed to more than 750 utility leaders and local elected/appointed officials. WPPI Energy will again provide one hotel accommodation scholarship per member for an elected or appointed public official attending the annual meeting.

A few items to note for 2019:

- WPPI Energy is hosting its third annual Public Power Open – a scramble-format golf outing for all levels of play on Wednesday, September 18.
- New this year, they'll be coordinating a Public Power Walk through Elkhart Lake bright and early on the day of the event

- This year's Keynote Speaker, Jeff Havens will be offering incite on "Decoding your Customers: Perfecting the Customer Experience".

2020 Budget Prep: Planning for 2020 project year is starting to take shape. Every year around this time, management has the discussion regarding prioritizing for potential construct projects and equipment needs for the following year.

There is no street construction taking place in 2020. This will likely free up waste water utility budget funds for additional sanitary sewer main lining.

The electric utility is having an electric system study completed in 2019. The study will help with identifying future capital projects for the next five years.

In the coming months we will be providing preliminary budget information at our meetings in order to keep you informed on plans for 2020.

League of Municipalities Is Organizing a Public Sector PFAS Group In Response To Proposed Groundwater Standards: Last month, the Wisconsin Department of Health Services, the Wisconsin Department of Natural Resources and Department of Agriculture, Trade and Consumer Protection announced recommendations for groundwater enforcement standards and preventive action limits for 27 substances. Two of the substances are per-and polyfluoroalkyl (PFAS), which are human-made chemicals used in many products, including non-stick cookware, fast food wrappers, stain-resistant sprays and firefighting foam.

Wisconsin DHS has recommended one of the most restrictive proposed standards for PFAS in groundwater in the nation at 20 parts per trillion combined. In addition, DHS recommends a combined preventive action limit for PFOS and PFOA of just 2 parts per trillion, the lowest limit in the nation to date. If the standard is enforced, DNR could take regulatory action against any local government that has even trace amounts of these two chemicals in public water systems. Eliminating these compounds from drinking water will require water utilities to install expensive control equipment.

The DNR is expected to begin a rule-making process updating groundwater quality standards for these substances. The rulemaking process will likely take two years or more. The DNR will be conducting a public input period in coming months.

The League of Municipalities has helped create a Public Sector PFAS Coalition consisting of groups representing municipal water and wastewater utilities. The group's goals are to advocate for science based standards, educate the public about PFAS, and communicate our concerns about the potential high cost to municipal utilities of complying with the proposed PFAS standards.

This concludes my report for August 2019. Please contact me at 324-7920 or rposthuma@wppienergy.org, with any questions or concerns.



TO: Waupun Utilities Commissioners
FROM: Steve Schramm
DATE: July 8, 2019
SUBJECT: Monthly Operation Report

Water Treatment Facility:

There are no call-ins to report this month.

Water quality and operations remain stable this past month.

Wastewater Treatment Facility:

There are no call-ins to report this month.

The main focus of staff has been tank maintenance. This maintenance will continue throughout the remainder of the summer and into the early fall. The length of the schedule is due to a combination of vacations, and the total number of tanks to be inspected. Currently the aerated grit tanks and two primary clarifiers have been completed.

Water/Sewer Crew:

Staff's focus will be preventative maintenance of the distribution and collection system over the next month. These tedious tasks are identified below.

- Valve exercising will continue through the end of the month. By regular surveying and valve exercising we will have detailed records to ensure the operability of our distribution system. Knowing the condition of the valves helps eliminate higher costs associated with water main breaks, lost time digging up buried valves.
- Staff continues jetting the entire sanitary sewer basin and will continue until the end of August. Jetting is the use of a high-pressure jet/vac truck to clean the sanitary sewer system. To clean sanitary sewers high-pressure water is propelled through a jet nozzle at the end of a specialized hose through the sewer pipeline, breaking through obstructions and blockages.

Madison Street Update:

Underground work has been completed north of Main Street. North Madison Street will be cut and filled with base aggregate this week along with trim and grading. Water main installation continues between Main and Olmstead Street.

This concludes my report. Please do not hesitate to contact me with your questions or concerns at 324-7920 or sschramm@wppienergy.org



TO: Waupun Utilities Commissioners
FROM: Steve Schramm
DATE: August 8, 2019
SUBJECT: Monthly Operation Report

Water Treatment Facility:

There are no call-ins to report this month.

Water quality and operations remain stable this past month.

Wastewater Treatment Facility:

There are no call-ins to report this month.

Staff continues to focus on tank maintenance, which will continue throughout the remainder of the summer and into the early fall. The length of the schedule is due to a combination of vacations, and the total number of tanks to be inspected.

Whole Effluent Toxicity (WET) testing has been completed for the third quarter. Both acute and chronic toxicity tests were performed. WET testing is the measurement of potential effluent (discharge) toxicity to aquatic life in our receiving stream. In whole effluent toxicity (WET) tests, lab-reared aquatic organisms are exposed to various dilutions of effluent for a specific time period, in order to predict at what levels the effluent may cause harm to the organisms (e.g., at what level death, reproductive impairment, or growth inhibition occurs).

Water/Sewer Crew:

Staff's focus continues to be preventative maintenance of the distribution and collection system, which will continue over the next month and consist of jetting the remaining sanitary sewer basin and fire hydrant preventative maintenance.

Considerable time remains dedicated to relocating utilities and working with the Madison Street contractors.

Madison Street Update:

Multiple crews continue installing sanitary sewer and water main from Main Street south to Lincoln Street. Crews have encountered significant rock, which has slowed progress at times. Overall the project has been going well and remains on schedule. Main line is scheduled to be completed by mid-next week. Once completed, crews will drop back and finish remaining sewer and water laterals.

This concludes my report. Please do not hesitate to contact me with your questions or concerns at 324-7920 or sschramm@wppienergy.org



TO: Waupun Utilities Commissioners
FROM: Steve Brooks Electric Operations Supervisor
DATE: July 5, 2019
SUBJECT: Electric Operations Report

Electric Department Update:

One call in to report: On Sunday June 30th at 11:45 a.m. the electric crew responded to a large tree on the power line in the 700 block of E. Main St. The tree was removed and power restored by 12:30 p.m.

Following the power outage on June 30th at 1:00 Waupun Utilities was asked to assist with Mutual aid for Juneau Utilities. Waupun helped remove trees and repair damaged poles. Power was restored and the crew returned to Waupun at 4:00 p.m., Sunday afternoon.

Voltage conversion work continues on the west side of town, installing new taller poles, transformers, and new underground cable. Also, working in the utility right of way North of the strip mall in the 1100 block of W. Main St. (Feeder #1 West sub)

MJ Electric completed the transmission pole replacement for ATC. They also transferred the distribution under build for Waupun Utilities. All phases of the project went according to plan. Power restored to customers affected by the outage on schedule.

Upcoming work

- Install new electric services to several new homes.
- Voltage conversion work on Feeder 1 West sub (North West side of town)
- Install new Street lighting infrastructure on Madison Street
- New URD electric service for the traffic light controller on N. Madison Street
- Install new switchgear and distribution feeder from the Main substation. The new feeder will be used to feed the Alliant line purchase (Area 4)

This concludes my report for July 2019. Please contact me at 324-7920 or sbrooks@wppienergy.org, with any questions or concerns.



TO: Waupun Utilities Commissioners
FROM: Steve Brooks Electric Operations Supervisor
DATE: August 9, 2019
SUBJECT: Electric Operations Report

Electric Department Update:

Two power outages to report

1. Wednesday July 17th, at approximately 1:00 p.m., a contract crew working on S. Madison street road construction project struck an underground electric secondary line causing a power outage. A total of 7 customers were affected, including Fox Valley Savings. The wires were replaced and power was restored at 4:00 p.m.
2. Sunday July 21st, at approximately 12:00 p.m., a primary cable faulted in the north back lot line of Clagget Ave. resulting in a power outage affecting 12 customers in the area. The primary cable fault was located and repaired. Power was restored to all customers at 8:00 p.m.

Monday July 29th a contractor was working on the S. Madison street road construction project when the equipment he was operating came in contact with an overhead 3 phase primary power line. The contact caused significant damage to the overhead conductor. The electric crew removed the damage area and spliced in new wire. They were able to perform this repair with the line energized resulting in no prolonged outages. I am happy to report no one was injured when the contact was made.

Voltage conversion work continues on the west side of town (Feeder #1 West sub) re-insulating, installing new taller poles, dual voltage transformers, and new underground cable.

Electrical work on N. Madison St. is nearing completion. Street light poles will be installed the first week in August.

Enclosed is a report on a mutual aid event in Wisconsin Rapids.

Upcoming work

- Install new electric services to several new homes
- Voltage conversion work on Feeder 1 West sub (north west side of town)
- Install new street lighting infrastructure on S. Madison Street
- Install new switchgear and distribution feeder from the Main substation. The new feeder will be used to feed the Alliant line purchase (Area 4)

This concludes my report for August 2019. Please contact me at 324-7920 or sbrooks@wppienergy.org, with any questions or concerns.

LOCAL UTILITY PERSONNEL SUPPORT CENTRAL WISCONSIN STORM RECOVERY

In the wake of severe storms that hit parts of northern and central Wisconsin on July 20, local utility crews were deployed to assist with power restoration efforts.

A crew from Waupun Utilities worked alongside other public power utility crews from across Wisconsin to assist Wisconsin Rapids Water Works and Lighting Commission recover after the catastrophic storm damaged much of the utility's electric system.

At the height of the storm, more than 10,000 Wisconsin Rapids-area customers had lost power. The outages continued for several days as utility crews cleared trees and rebuilt lines to enable service to be restored. The last of the customers was able to accept power one week later. More than 100 broken utility poles needed to be replaced.

In total, 120 utility workers from 44 Wisconsin communities, including Waupun, were marshaled to provide "mutual aid" assistance to the Wisconsin Rapids utility. Through its statewide trade association, Municipal Electric Utilities of Wisconsin (MEUW), public power utilities are organized and send available personnel to assist with power restoration and recovery after major outage events. The effort organized to support Wisconsin Rapids' cleanup is believed to be the largest MEUW has ever coordinated. MEUW also monitors the lineworkers' safety and emphasizes safe working practices during mutual aid events.

Locally, Waupun Utilities sent two lineworkers. They responded to the mutual aid call on Saturday July 20th at 2:00 p.m. and returned home Friday July 26th at 4:30 p.m.

Public power utilities like ours benefit from a strong network of neighbors helping neighbors, and we were glad to lend a hand to help get the lights back on. Mutual aid is an important element when utilities are recovering from devastating storms, and we know we'll get the same kind of support if the worst happens here.

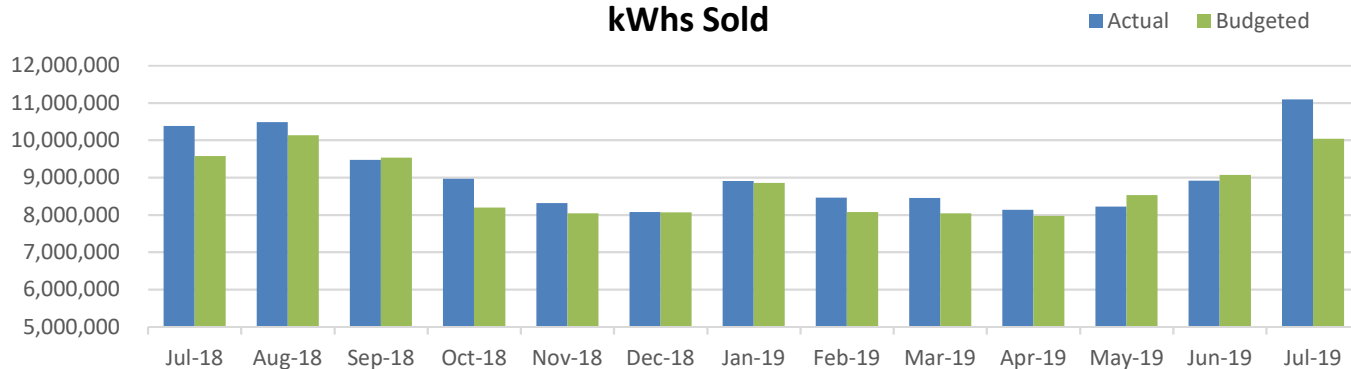
Waupun Utilities
Construction and Plant Additions Summary
July 2019

CONSTRUCTION:											
Description	Electric			Sewer			Water			Total	
	Month	Project To Date	Budget	Month	Project To Date	Budget	Month	Project To Date	Budget	Project To Date	Budget
Projects:											
Poles, towers and fixtures	\$ 410	\$ 410	\$ 10,000	\$ -	\$ -	\$ -	\$ -	\$ -	\$ -	\$ 410	\$ 10,000
Overhead and underground conductor and devices	372	7,490	10,000	-	-	-	-	-	-	7,490	10,000
Transformers	-	100,474	100,000	-	-	-	-	-	-	100,474	100,000
Overhead and Underground Services	4,297	15,204	15,000	-	-	-	-	-	-	15,204	15,000
LED street lighting	2,908	29,943	50,000	-	-	-	-	-	-	29,943	50,000
Voltage conversion	2,523	22,990	60,000	-	-	-	-	-	-	22,990	60,000
Rebuild overhead line	8,036	46,101	175,000	-	-	-	-	-	-	46,101	175,000
Customer Contributed Extensions and Services	-	941	-	-	-	-	-	-	-	941	-
Newton/Rock Avenue Engineering	-	-	-	-	15,809	25,000	-	15,809	25,000	31,618	50,000
Meters	-	-	6,000	-	-	-	-	27,450	26,700	27,450	32,700
WWTP Phosphorus Upgrade Engineering	-	-	-	38,630	38,630	900,000	-	-	-	38,630	900,000
Madison St Engineering & Construction	-	-	-	101,866	511,857	1,148,100	269,877	763,213	1,442,500	1,275,070	2,590,600
Services / Laterals	-	-	-	-	-	-	-	-	-	-	-
Hydrants	-	-	-	-	-	-	-	-	25,000	-	25,000
TOTAL CONSTRUCTION	\$ 25,442	\$ 232,393	\$ 426,000	\$ 140,496	\$ 566,296	\$ 2,073,100	\$ 269,877	\$ 806,472	\$ 1,519,200	\$ 1,605,161	\$ 4,018,300
PLANT ADDITIONS:											
Description	Electric			Sewer			Water			Total	
	Month	YTD	Budget	Month	YTD	Budget	Month	YTD	Budget	YTD	Budget
Server Replacement	\$ -	\$ -	\$ 3,600	\$ -	\$ -	\$ 3,600	\$ -	\$ -	\$ 3,600	\$ -	\$ 10,800
Pickup trucks and SUV	-	34,157	40,000	-	20,638	24,000	-	20,638	24,000	75,433	88,000
Portable meter test bench	-	10,165	11,000	-	-	-	-	-	-	10,165	11,000
Portable generator	-	-	-	-	21,699	23,000	-	-	-	21,699	23,000
Push camera with locator	-	-	-	-	12,370	13,500	-	-	-	12,370	13,500
Hydrant listener replacement	-	-	-	-	-	-	-	4,000	4,000	4,000	4,000
Well PLC hardware upgrade	-	-	-	-	-	-	4,500	4,500	24,400	4,500	24,400
Water treatment plant - equipment replacement	-	-	-	-	-	-	-	4,500	5,000	4,500	5,000
Shaler lift station - control panel	-	-	-	-	12,770	14,000	-	-	-	12,770	14,000
Digester building equipment replacement	-	-	-	-	6,964	6,900	-	-	-	6,964	6,900
Blower building equipment replacement	-	-	-	-	196,106	219,600	-	-	-	196,106	219,600
Filter building equipment replacement	-	-	-	-	-	80,000	-	-	-	-	80,000
Other equipment replacement	-	-	-	-	11,660	5,300	-	2,173	-	13,833	5,300
TOTAL PLANT ADDITIONS	\$ -	\$ 44,322	\$ 54,600	\$ -	\$ 282,207	\$ 389,900	\$ 4,500	\$ 35,811	\$ 61,000	\$ 362,340	\$ 505,500

Sales and Revenues Dashboard - July 2019

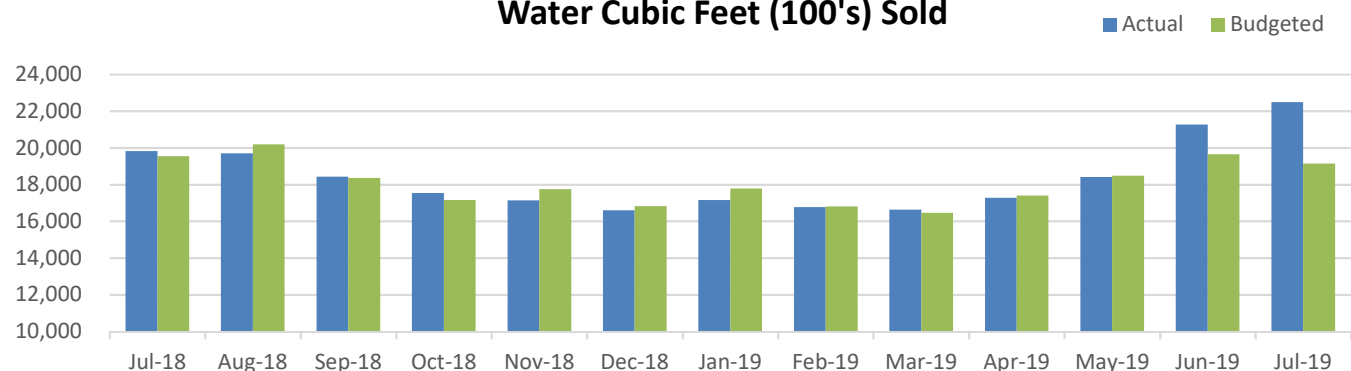
	Variance from Budget				Variance from Budget		
	Current	Current	YTD		Current	Current	YTD
KWh	11,089,174	↑ 10.5%	↑ 2.7%	Power Costs	\$ 892,738	↓ -0.7%	↓ -5.6%
Revenues	\$ 1,082,571	↑ 8.4%	↓ -4.9%	Gross Margin	\$ 189,833	↑ 90.6%	↓ -2.1%

kWhs Sold



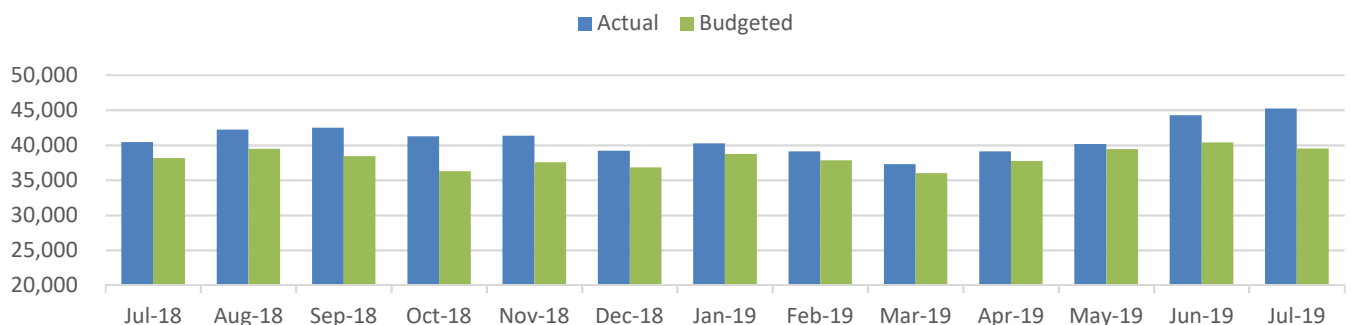
	Variance from Budget				Variance from Budget		
	Current	Current	YTD		Current	Current	YTD
Cubic Ft (100)	22,498	↑ 17.5%	↑ 3.4%	Revenues	164,296	↑ 10.5%	↑ 2.0%

Water Cubic Feet (100's) Sold

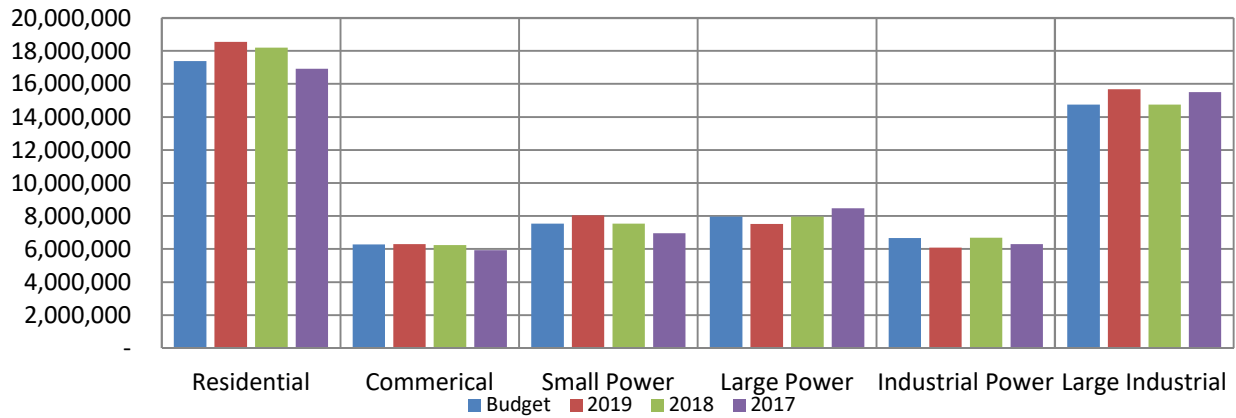


	Variance from Budget				Variance from Budget		
	Current	Current	YTD		Current	Current	YTD
Cubic Ft (100)	45,238	↑ 14.4%	↑ 5.8%	Revenues	179,102	↑ 8.9%	↑ 4.7%

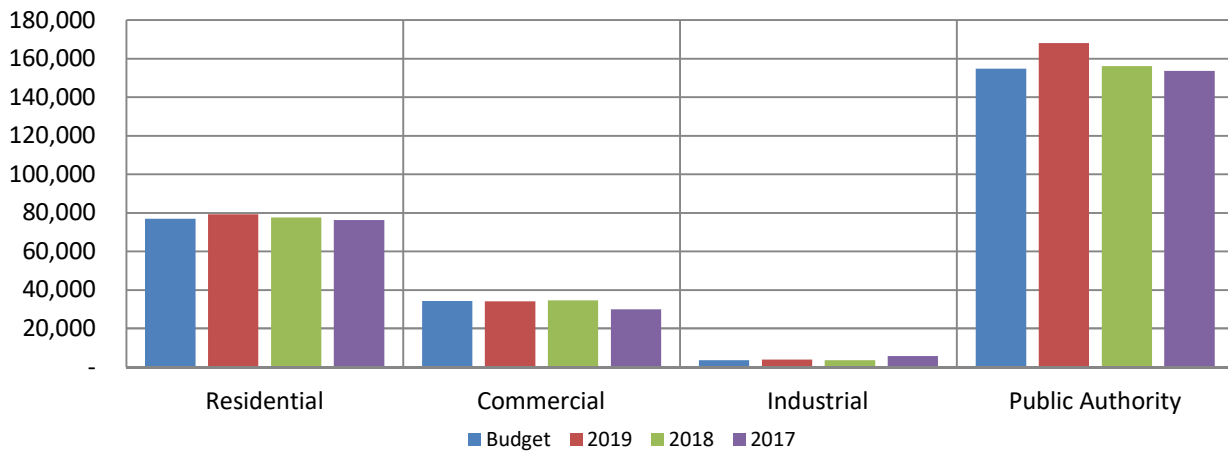
Sewer Cubic Feet (100's) Treated



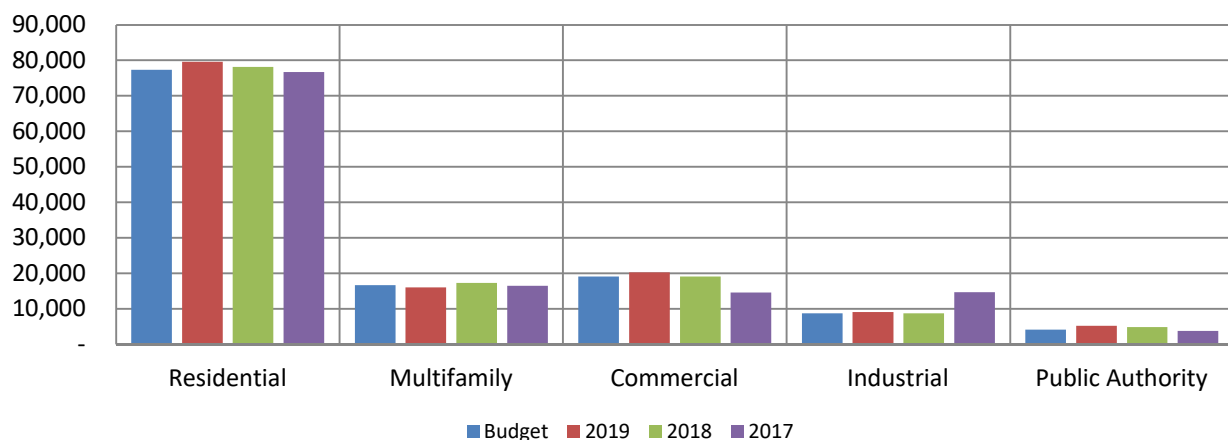
YTD Electric Sales (kWh)



YTD Sewer Sales (Ccf)



YTD Water Sales (Ccf)



WAUPUN UTILITIES
Income Statement and Financial Ratios
Electric Utility
For the 12 Months Ending:

ELECTRIC	July 2017	July 2018	July 2019
Sales of Electricity	\$ 10,297,992	\$ 10,156,334	\$ 9,919,130
Purchased Power	8,330,356	8,118,904	7,826,658
Gross Margin	1,967,636	2,037,430	2,092,471
	19.1%	20.1%	21.1%
Other Operating Revenues	95,771	135,931	101,718
Operating Expenses			
Distribution expense	416,841	242,812	425,657
Customer accounts expense	112,708	114,603	115,559
Advertising expense	1,730	1,784	2,010
Administrative & general expense	418,091	389,578	392,786
Total operating expenses	949,370	748,777	936,011
Other Operating Expenses			
Depreciation expense	553,603	572,584	584,536
Taxes	319,545	346,640	344,185
Total other operating expenses	873,148	919,224	928,720
Operating Income	240,890	505,361	329,459
Other Income (Expense)			
Interest expense	(41,277)	(37,087)	(33,147)
Capital contributions	63,043	172,206	94,765
Other	(18,475)	32,204	(67,035)
Total other income (expense)	3,291	167,323	(5,418)
Net Income	\$ 244,181	\$ 672,684	\$ 324,040

Regulatory Operating Income	312,651	592,626	391,460
Rate of Return	3.76	7.12	4.62
Authorized Rate of Return	6.00	5.00	5.00
Current Ratio	2.1	2.5	3.1
Months of Unrestricted Cash on Hand	1.8	2.4	2.2
Debt vs Equity	0.82	0.84	0.86
Asset Utilization	0.48	0.49	0.50
Combined E&W Debt Coverage	2.66	3.00	2.70
Minimum Required Coverage	1.25	1.25	1.25

Note 1 - Electric rates were increased September 2016.

Definitions

Rate of Return - Return on investment in capital infrastructure. Should be near authorized rate of return.

Current Ratio - measure of liquidity or ability to pay obligations. Should be > 1.

Months of Unrestricted Cash on Hand - measure of reserves. Should be at least 2-3 months.

Debt vs. Equity - Percent of infrastructure financed by operations. 50% is a good benchmark.

Asset Utilization - Illustrates the relative age of the system. Ratio of 1 indicates a system at full life expectancy.

Debt Coverage - Earnings coverage of annual debt service. Must exceed 1.25

WAUPUN UTILITIES
Detailed Income Statement and YTD Budget Comparison
Electric Utility
For the Period Ended July, 31 2019

	Last 12 Months	YTD 2019	YTD Budget	Difference
ELECTRIC				
Operating Revenues	\$ 9,919,130	\$ 5,608,654	\$ 5,897,420	\$ (288,766)
Purchased Power	7,826,658	4,433,122	4,696,435	(263,313)
Gross Margin	2,092,471	1,175,532	1,200,985	(25,453)
	21.1%	21.0%	20.4%	
Other Operating Revenues	101,718	57,906	55,983	1,923
Operating Expenses				
Distribution expense	425,657	242,863	214,436	28,427
Customer accounts expense	115,559	68,442	71,429	(2,986)
Advertising expense	2,010	4,610	1,167	3,443
Administrative & general expense	392,786	241,843	259,610	(17,768)
Total operating expenses	936,011	557,758	546,642	11,116
Other Operating Expenses				
Depreciation expense	584,536	343,827	343,827	-
Taxes	344,185	198,294	202,125	(3,831)
Total other operating expenses	928,720	542,121	545,952	(3,831)
Operating Income	329,459	133,558	164,374	(30,816)
Other Income (Expense)				
Interest expense	(33,147)	(18,370)	(18,369)	(0)
Capital contributions	94,765	-	-	-
Other	(67,035)	21,755	4,564	17,191
	(5,418)	3,385	(13,805)	17,190
Net Income	\$ 324,040	\$ 136,943	\$ 150,569	\$ (13,625)

	July 2019	June 2019	May 2019	April 2019	March 2019	Feb 2019	Jan 2019	Dec 2018	Nov 2018	Oct 2018	Sept 2018	Aug 2018	July 2018
Operating Revenues	\$ 1,082,571	\$ 836,621	\$ 712,923	\$ 726,750	\$ 735,403	\$ 753,842	\$ 760,543	\$ 756,494	\$ 756,512	\$ 804,298	\$ 925,687	\$ 1,067,486	\$ 1,056,345
Purchased Power	892,738	707,698	556,360	560,654	571,584	575,344	568,745	582,164	593,232	604,710	731,023	882,407	893,266
Gross Margin	189,833	128,923	156,562	166,096	163,820	178,499	191,798	174,330	163,280	199,587	194,664	185,078	163,078
	17.5%	15.4%	22.0%	22.9%	22.3%	23.7%	25.2%	23.0%	21.6%	24.8%	21.0%	17.3%	15.4%
Other Operating Revenues	7,457	9,820	8,356	7,600	9,213	7,817	7,643	10,285	9,353	8,387	7,734	8,053	7,648
Operating Expenses													
Distribution expense	22,295	25,900	31,021	42,964	38,981	38,822	42,881	28,946	23,835	24,074	78,051	27,889	24,201
Customer accounts expense	8,828	9,436	10,142	9,568	10,067	9,234	11,167	6,532	8,963	9,492	8,898	13,232	12,915
Advertising expense	1,000	500	549	1,661	250	200	450	(304)	434	120	(3,350)	500	-
Administrative & general expense	31,963	30,226	28,260	34,802	39,953	32,734	43,907	42,930	27,937	28,872	22,801	28,403	23,492
Total operating expenses	64,085	66,063	69,973	88,994	89,250	80,989	98,405	78,103	61,169	62,558	106,399	70,023	60,608
Other Operating Expenses													
Depreciation expense	49,118	49,118	49,118	49,118	49,118	49,118	49,118	49,604	47,776	47,776	47,776	47,776	47,776
Taxes	26,715	27,008	26,862	33,403	27,206	27,569	29,531	27,304	26,672	38,604	26,088	27,222	26,479
Total other operating expenses	75,833	76,126	75,980	82,521	76,324	76,687	78,649	76,907	74,448	86,381	73,864	74,998	74,255
Operating Income	57,373	(3,446)	18,965	2,180	7,458	28,640	22,388	29,604	37,016	59,036	22,134	48,110	35,864
Other Income (Expense)													
Interest expense	(2,624)	(2,624)	(2,624)	(2,624)	(2,624)	(2,624)	(2,624)	(2,956)	(2,956)	(2,956)	(2,956)	(2,956)	(2,956)
Capital contributions	-	-	-	-	-	-	-	44,072	49,776	(3,827)	-	4,743	5,762
Other	388	2,957	4,406	1,770	5,942	3,354	2,937	4,239	(98,899)	904	464	4,502	(396)
	(2,236)	332	1,782	(854)	3,318	730	313	45,355	(52,078)	(5,878)	(2,492)	6,290	2,410
Net Income	\$ 55,137	\$ (3,113)	\$ 20,747	\$ 40	\$ 10,776	\$ 29,370	\$ 22,701	\$ 74,959	\$ (15,062)	\$ 53,158	\$ 19,642	\$ 54,400	\$ 38,274

WAUPUN UTILITIES
Income Statement and Financial Ratios
Water Utility
For the 12 Months Ending:

WATER	July 2017	July 2018	July 2019
Operating Revenues	\$ 2,563,262	\$ 2,563,893	\$ 2,602,141
Operating Expenses			
Source of supply expenses	55,414	52,717	657
Pumping expenses	86,027	91,740	93,121
Water treatment expenses	290,488	181,444	187,002
Transmission & distribution expenses	226,507	317,737	315,523
Customer accounts expenses	96,053	110,819	109,958
Administrative & general expense	295,962	252,831	234,388
Total operating expenses	1,050,451	1,007,288	940,649
Other Operating Expenses			
Depreciation expense	546,280	554,690	538,558
Taxes	362,410	373,818	384,433
Total other operating expenses	908,690	928,509	922,992
Operating Income	604,122	628,097	738,500
Other Income (Expense)			
Interest expense	(161,969)	(139,878)	(125,014)
Capital contributions from customers and municipal	64,209	383,082	67,178
Other	(45,320)	(54,106)	(33,805)
Total other income (expense)	(143,080)	189,098	(91,641)
Net Income	\$ 461,042	\$ 817,194	\$ 646,859

Regulatory Operating Income	661,907	685,987	784,361
Rate of Return	5.10	5.14	5.68
Authorized Rate of Return	6.50	6.50	6.50
Current Ratio	10.56	5.79	17.71
Months of Unrestricted Cash on Hand	5.72	9.14	7.94
Debt vs Equity	0.61	0.65	0.66
Asset Utilization	0.33	0.33	0.35

Note 1 - Water rates were increased May 2012.

Definitions

Rate of Return - Return on investment in capital infrastructure. Should be near authorized rate of return.

Current Ratio - measure of liquidity or ability to pay obligations. Should be > 1.

Months of Unrestricted Cash on Hand - measure of reserves. Should be at least 2-3 months.

Debt vs. Equity - Percent of infrastructure financed by operations. 50% is a good benchmark.

Asset Utilization - Illustrates the relative age of the system. Ratio of 1 indicates a system at full life expectancy.

WAUPUN UTILITIES
Detailed Income Statement and YTD Budget Comparison
Water Utility
For the Period Ended July, 31 2019

	Last 12 Months	YTD 2019	YTD Budget	Difference
WATER				
Operating Revenues	\$ 2,602,141	\$ 1,525,541	\$ 1,489,484	\$ 36,057
Operating Expenses				
Source of supply expenses	657	335	1,750	(1,415)
Pumping expenses	93,121	53,986	54,422	(435)
Water treatment expenses	187,002	105,521	124,076	(18,556)
Transmission & distribution expenses	315,523	143,618	154,776	(11,158)
Customer accounts expenses	109,958	65,931	69,146	(3,215)
Administrative & general expense	234,388	134,472	149,814	(15,342)
Total operating expenses	940,649	503,863	553,984	(50,121)
Other Operating Expenses				
Depreciation expense	538,558	316,852	316,852	-
Taxes	384,433	223,111	230,475	(7,364)
Total other operating expenses	922,992	539,963	547,327	(7,364)
Operating Income	738,500	481,715	388,173	93,541
Other Income (Expense)				
Interest expense	(125,014)	(69,279)	(69,280)	0
Capital contributions	67,178	-	-	-
Other	(33,805)	(19,318)	(23,718)	4,400
	(91,641)	(88,597)	(92,997)	4,400
Net Income	\$ 646,859	\$ 393,117	\$ 295,176	\$ 97,941

	July 2019	June 2019	May 2019	April 2019	March 2019	Feb 2019	Jan 2019	Dec 2018	Nov 2018	Oct 2018	Sept 2018	Aug 2018	July 2018
WATER													
Operating Revenues	\$ 236,283	\$ 230,922	\$ 216,260	\$ 212,132	\$ 207,623	\$ 211,393	\$ 210,927	\$ 207,734	\$ 209,828	\$ 219,788	\$ 216,233	\$ 223,017	\$ 222,299
Operating Expenses													
Source of supply expenses	-	208	-	127	-	-	-	98	102	31	91	-	-
Pumping expenses	8,031	7,567	7,052	8,022	7,865	7,675	7,775	8,818	7,146	7,305	7,172	8,693	8,602
Water treatment expenses	15,539	14,749	10,553	15,749	11,824	16,442	20,665	12,950	11,857	14,912	20,731	21,031	14,563
Transmission & distribution expenses	34,228	19,032	28,626	25,611	12,992	14,020	9,108	62,216	27,955	17,349	17,983	46,402	11,943
Customer accounts expenses	8,334	8,910	9,593	9,313	9,843	8,729	11,209	5,722	8,488	8,944	8,356	12,517	11,532
Administrative & general expense	18,494	18,614	16,010	18,404	22,180	18,226	22,543	27,073	19,677	16,075	15,345	21,746	15,134
Total operating expenses	84,626	69,080	71,835	77,226	64,704	65,092	71,300	116,876	75,225	64,617	69,679	110,390	61,774
Other Operating Expenses													
Depreciation expense	45,265	45,265	45,265	45,265	45,265	45,265	45,265	39,736	45,493	45,493	45,493	45,493	45,493
Taxes	31,986	31,647	31,893	32,214	31,665	31,590	32,117	30,698	31,960	34,191	31,664	32,809	31,713
Total operating expenses	77,250	76,911	77,158	77,479	76,929	76,855	77,381	70,434	77,453	79,683	77,156	78,302	77,206
Operating Income	74,407	84,931	67,267	57,427	65,990	69,446	62,246	20,424	57,151	75,487	69,398	34,325	83,319
Other Income (Expense)													
Interest expense	(9,897)	(9,897)	(9,897)	(9,897)	(9,897)	(9,897)	(9,897)	(11,147)	(11,147)	(11,147)	(11,147)	(11,147)	(11,147)
Capital contributions	-	-	-	-	-	-	-	67,178	-	-	-	-	-
Other	(2,023)	(318)	(775)	(401)	(10,905)	(2,455)	(2,440)	(2,544)	(2,884)	(3,042)	(3,288)	(2,730)	(3,273)
	(11,920)	(10,215)	(10,672)	(10,298)	(20,802)	(12,352)	(12,337)	53,487	(14,031)	(14,189)	(14,435)	(13,877)	(14,420)
Net Income	\$ 62,487	\$ 74,715	\$ 56,595	42	\$ 45,188	\$ 57,094	\$ 49,909	\$ 73,912	\$ 43,120	\$ 61,298	\$ 54,964	\$ 20,448	\$ 68,899

WAUPUN UTILITIES
Income Statement and Financial Ratios
Sewer Utility
For the 12 Months Ending:

SEWER	July 2017	July 2018	July 2019
Operating Revenues	\$ 2,204,008	\$ 2,350,911	\$ 2,385,899
Operating Expenses			
WWTP operation expenses	354,774	375,137	367,840
Laboratory expenses	54,957	56,944	70,634
Maintenance expenses	407,570	448,618	389,102
Customer accounts expenses	146,464	145,806	150,354
Administrative & general expenses	386,748	427,841	383,518
Total operating expenses	1,350,514	1,454,346	1,361,448
Other Operating Expenses			
Depreciation expense	717,704	678,212	671,781
Total other operating expenses	717,704	678,212	671,781
Operating Income	135,790	218,353	352,670
Other Income (Expense)			
Interest expense	(92,094)	(76,082)	(59,500)
Capital contributions	43,142	342,072	63,390
Other	20,439	30,746	161,153
Total other income (expense)	(28,513)	296,737	165,044
Net Income	\$ 107,277	\$ 515,089	\$ 517,714

Operating Income (excluding GASB 68 & 75)	165,057	249,473	372,416
Rate of Return	1.14	1.90	2.77
Current Ratio	62.67	10.28	110.39
Months of Unrestricted Cash on Hand	21.82	6.94	21.85
Debt vs Equity	0.82	0.85	0.89
Asset Utilization	0.48	0.48	0.49

Note 1 - Sewer rates were increased January 2019.

Definitions

Rate of Return - Return on investment in capital infrastructure.

Current Ratio - measure of liquidity or ability to pay obligations. Should be > 1.

Months of Unrestricted Cash on Hand - measure of reserves. Should be at least 2-3 months.

Debt vs. Equity - Percent of infrastructure financed by operations. 50% is a good benchmark.

Asset Utilization - Illustrates the relative age of the system. Ratio of 1 indicates a system at full life expectancy.

WAUPUN UTILITIES
Detailed Income Statement and YTD Budget Comparison
Sewer Utility
For the Period Ended July, 31 2019

	Last 12 Months	YTD 2019	YTD Budget	Difference
SEWER				
Operating Revenues	\$ 2,385,899	\$ 1,376,615	\$ 1,335,856	\$ 40,759
Operating Expenses				
WWTP operation expenses	367,840	219,858	213,665	6,193
Laboratory expenses	70,634	42,257	36,132	6,125
Maintenance expenses	389,102	174,743	220,086	(45,343)
Customer accounts expenses	150,354	88,179	92,966	(4,787)
Administrative & general expenses	383,518	222,412	222,578	(166)
Total operating expenses	1,361,448	747,449	785,428	(37,979)
Other Operating Expenses				
Depreciation expense	671,781	394,844	394,844	-
Total other operating expenses	671,781	394,844	394,844	-
Operating Income	352,670	234,322	155,584	78,738
Other Income (Expense)				
Interest Expense	(59,500)	(30,619)	(30,619)	(0)
Capital contributions	63,390	-	-	-
Other	161,153	97,778	23,333	74,445
	165,044	67,160	(7,285)	74,445
Net Income	\$ 517,714	\$ 301,482	\$ 148,299	\$ 153,183

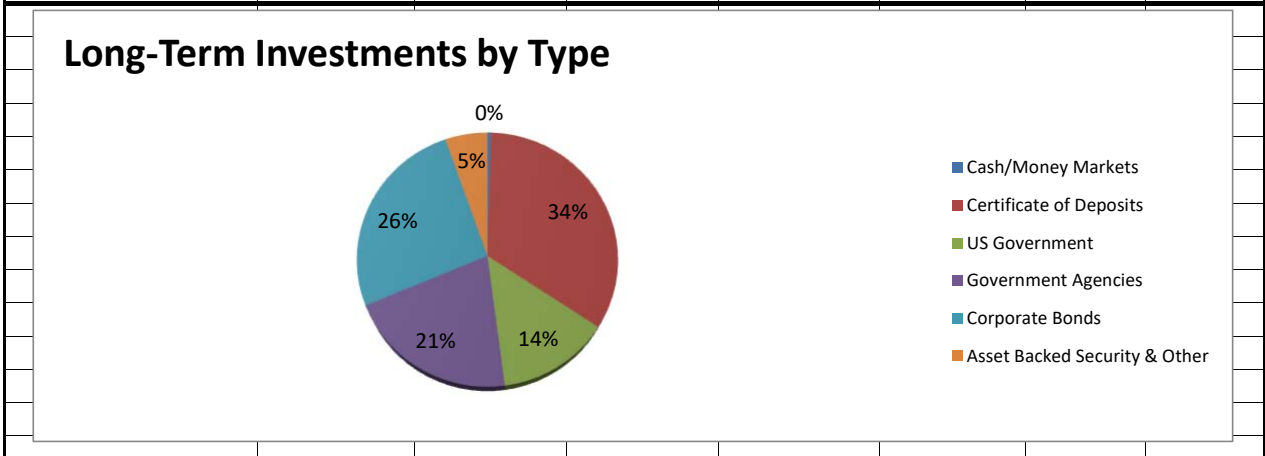
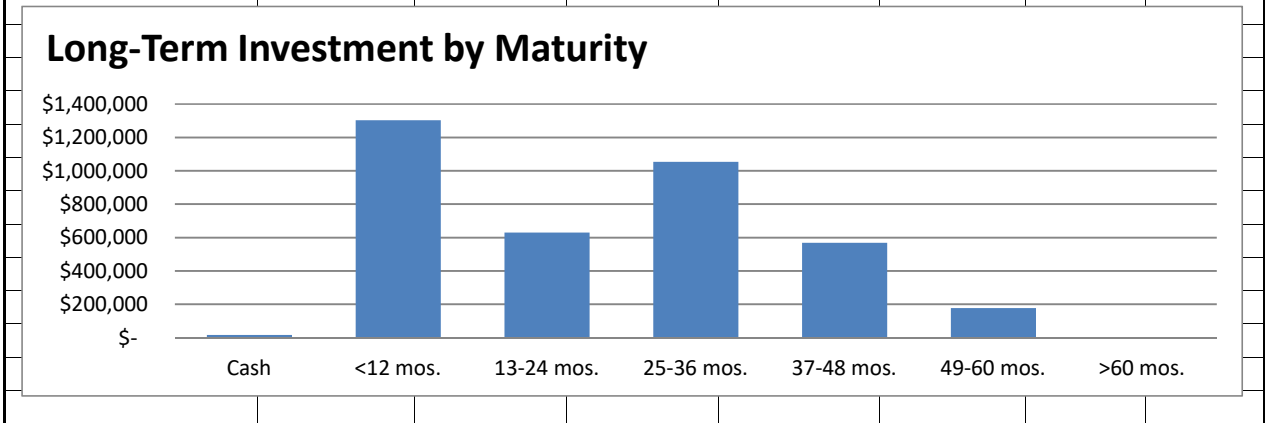
	July 2019	June 2019	May 2019	April 2019	March 2019	Feb 2019	Jan 2019	Dec 2018	Nov 2018	Oct 2018	Sept 2018	Aug 2018	July 2018
SEWER													
Operating Revenues	\$ 210,122	\$ 202,731	\$ 190,316	\$ 194,363	\$ 198,544	\$ 187,540	\$ 193,000	\$ 189,816	\$ 189,849	\$ 209,172	\$ 204,337	\$ 216,110	\$ 215,884
Operating Expenses													
WWTP operation expenses	33,107	45,356	24,886	24,079	36,034	28,205	28,191	23,092	35,443	22,703	25,942	40,802	36,127
Laboratory expenses	4,180	5,825	7,206	7,724	6,218	3,583	7,521	4,541	7,998	4,678	5,577	5,584	4,117
Maintenance expenses	24,144	38,879	28,165	19,867	23,558	20,149	19,981	113,299	17,196	24,597	27,961	31,307	26,546
Customer accounts expenses	11,856	12,271	12,809	12,382	12,915	12,087	13,859	9,679	12,293	12,323	11,709	16,170	14,734
Administrative & general expense	25,203	38,671	30,354	24,840	33,074	30,130	40,140	43,750	26,952	27,931	30,129	32,344	40,448
Total operating expenses	98,490	141,002	103,420	88,892	111,799	94,154	109,692	194,360	99,882	92,232	101,318	126,207	121,972
Other Operating Expenses													
Depreciation expense	56,406	56,406	56,406	56,406	56,406	56,406	56,406	54,248	55,672	55,672	55,672	55,672	55,672
Total other operating expenses	56,406	56,406	56,406	56,406	56,406	56,406	56,406	54,248	55,672	55,672	55,672	55,672	55,672
Operating Income	55,226	5,322	30,489	49,065	30,339	36,980	26,902	(58,792)	34,294	61,268	47,346	34,231	38,240
Other Income (Expense)													
Interest expense	(4,374)	(4,374)	(4,374)	(4,374)	(4,374)	(4,374)	(4,374)	(5,776)	(5,776)	(5,776)	(5,776)	(5,776)	(5,776)
Capital contributions	-	-	-	-	-	-	-	63,390	-	-	-	-	-
Other	4,185	14,331	16,775	9,704	24,439	15,252	13,093	21,702	11,479	5,989	4,897	19,308	1,402
	(189)	9,957	12,401	5,330	20,065	10,877	8,719	79,316	5,703	213	(879)	13,532	(4,374)
Net Income	\$ 55,037	\$ 15,279	\$ 42,885	\$ 54,394	\$ 50,404	\$ 47,857	\$ 35,621	\$ 20,524	\$ 39,997	\$ 61,480	\$ 46,467	\$ 47,763	\$ 33,866

WAUPUN UTILITES
Balance Sheets
Electric, Water, and Sewer

ELECTRIC	July 2017	July 2018	July 2019	June 2019	Change
Cash and investments - unrestricted	\$ 1,446,798	\$ 1,866,668	\$ 1,673,332	\$ 1,703,474	\$ (30,142)
Cash and investments - restricted	170,776	171,339	172,367	155,815	16,551
Receivables	1,178,913	1,066,697	1,227,130	1,059,772	167,358
Materials and Supplies	231,155	208,707	215,015	211,318	3,697
Other assets	464,531	382,241	577,278	587,084	(9,806)
Plant - net of accumulated depreciation	8,982,022	9,193,877	9,174,510	9,179,886	(5,376)
Total Assets	12,474,195	12,889,527	13,039,632	12,897,349	142,283
Accounts payable	997,171	987,461	927,078	730,965	196,113
Payable to sewer utility	264,547	176,365	-	114,365	(114,365)
Interest accrued	15,868	14,236	12,567	9,943	2,624
Accrued benefits	282,412	304,183	88,249	88,249	-
Deferred Credits	198,015	179,066	718,981	716,208	2,774
Long-term debt	1,593,410	1,432,760	1,268,540	1,268,540	-
Net Position	9,122,772	9,795,456	10,024,217	9,969,080	55,137
Total Liabilities & Net Position	\$ 12,474,195	\$ 12,889,527	\$ 13,039,632	\$ 12,897,349	\$ 142,283
WATER	July 2017	July 2018	July 2019	June 2019	Change
Cash and investments - unrestricted / designated	\$ 673,633	\$ 1,051,691	\$ 876,438	\$ 1,103,964	\$ (227,526)
Cash and investments - restricted	464,760	426,711	775,042	703,854	71,188
Receivables	194,182	201,280	260,244	240,906	19,338
Materials and Supplies	61,538	69,949	53,130	57,459	(4,329)
Other assets	555,653	458,965	482,004	492,890	(10,886)
Plant - net of accumulated depreciation	15,411,458	15,504,531	15,952,056	15,726,103	225,953
Total Assets	17,361,224	17,713,127	18,398,915	18,325,177	73,738
Accounts payable	22,357	162,789	16,805	15,451	1,354
Interest accrued	59,842	53,690	47,395	37,497	9,897
Accrued benefits	144,656	151,447	46,840	46,840	-
Deferred Credits	105,797	87,854	353,723	353,723	-
Long-term debt	6,009,464	5,403,652	5,484,188	5,484,188	-
Net Position	11,019,107	11,853,695	12,449,964	12,387,478	62,487
Total Liabilities & Net Position	\$ 17,361,224	\$ 17,713,127	\$ 18,398,915	\$ 18,325,177	\$ 73,738
SEWER	July 2017	July 2018	July 2019	June 2019	Change
Cash and investments - unrestricted	\$ 2,455,931	\$ 841,016	\$ 2,478,933	\$ 2,419,588	\$ 59,344
Cash and investments - restricted	2,105,396	3,902,224	2,011,266	1,976,085	35,181
Receivables	233,224	216,301	228,185	255,654	(27,469)
Receivable from electric utility	261,265	176,365	-	114,365	(114,365)
Materials and Supplies	10,641	9,301	8,763	8,676	87
Advances to other funds	428,440	428,440	428,440	428,440	-
Other assets	281,556	226,787	330,726	335,063	(4,337)
Plant - net of accumulated depreciation	13,597,791	13,667,175	14,087,434	13,986,216	101,218
Total Assets	19,374,246	19,467,608	19,573,747	19,524,087	49,659
Accounts payable	23,118	87,946	14,679	24,430	(9,752)
Interest accrued	19,789	14,908	9,845	5,471	4,374
Accrued benefits	138,989	148,478	61,691	61,691	-
Deferred Credits	139,395	116,026	459,328	459,328	-
Long-term debt	2,490,705	2,019,629	1,532,153	1,532,153	-
Net Position	16,562,250	17,080,621	17,496,051	17,441,014	55,037
Total Liabilities & Net Position	\$ 19,374,246	\$ 19,467,608	\$ 19,573,747	\$ 19,524,087	\$ 49,659

Monthly Dashboard - Cash & Investments	July 2019
---	------------------

Account	Restrictions	July 2019	June 2019	\$ Inc/(Dec)	% Inc/(Dec)
Checking - E	Unrestricted	\$ 240,125	\$ 121,936	\$ 118,189	96.93%
Checking - W	Unrestricted	(130,206)	90,502	(220,708)	-243.87%
Checking - S	Unrestricted	131,305	190,252	(58,947)	-30.98%
Reserves - E	Unrestricted	1,433,207	1,581,538	(148,331)	-9.38%
Reserves - W	Unrestricted	596,509	604,213	(7,704)	-1.28%
Reserves - S	Unrestricted	2,347,627	2,229,336	118,291	5.31%
P&I Redemption - E	Restricted	82,759	66,208	16,551	25.00%
P&I Redemption - W	Restricted	357,636	286,174	71,463	24.97%
P&I Redemption - S	Restricted	103,409	69,053	34,356	49.75%
Construction - W	Restricted	302,246	302,521	(275)	-0.09%
Depreciation - E	Restricted	89,608	89,608	-	0.00%
Depreciation - W	Restricted	115,160	115,160	-	0.00%
ERF - Water Plant	Designated	410,135	409,249	886	0.22%
ERF - WWTP	Restricted	<u>1,907,857</u>	<u>1,907,033</u>	<u>825</u>	0.04%
		<u>\$ 7,987,377</u>	<u>\$ 8,062,781</u>	<u>\$ (75,404)</u>	-0.94%
Unrestricted and Designated		<u>\$ 5,028,703</u>	<u>\$ 5,227,026</u>	<u>\$ (198,324)</u>	-3.79%
	Restricted	<u>\$ 2,958,675</u>	<u>\$ 2,835,755</u>	<u>\$ 122,920</u>	4.33%





TO: Waupun Utilities Commissioners
FROM: Jared Oosterhouse, Finance Director
DATE: August 7, 2019
SUBJECT: July 2019 Financial Report

CONSTRUCTION AND PLANT ADDITIONS

The electric utility construction activity consisted primarily of routine replacement work and rebuilding overhead line near Madison Street. The sewer and water utility incurred \$371,743 in project costs for Madison Street reconstruction.

There were no plant additions during the month of July.

MONTHLY METRICS – July 2019 YTD

With the transition of residential billing from mid-month to the end of the month, we are seeing higher sales as expected. The month of June and July each had an additional 4 days in the billing period. August and September will also see additional days in the billing period as we reach the bill period to end of month. In total, 2019 will see an additional 15 days of sales consumption and revenue compared to the prior year and budget amounts.

Sales

Electric

- kWh sales were 2.66% above budget and 1.32 % above 2018 on higher residential, small power, and large industrial power sales

Water

- Sales units of 100 cubic feet were 3.40% above budget, and
- 1.63% above 2018 on higher sales in all classes except for multifamily

Sewer

- Sales units of 100 cubic feet were 5.82% above budget and 4.90% above 2018 on higher public authority and residential volume

Income Statement

Electric

- Operating revenues and purchased power expense were below budget \$288,700 and \$263,300 respectively, due to overall lower purchased power costs
- Gross margin was \$25,500 below budget
- Operating expenses were \$11,100 above budget on higher distribution expenses
- Operating income was \$133,600 or \$30,800 below budget on lower gross margins and higher expenses.

Water

- Operating revenues were \$36,000 above budget due to additional days included in the billing period and from higher consumption from most customer classes
- Operating expenses were \$50,000 below budget on lower water treatment, transmission and distribution expenses, and administrative and general expenses
- Operating income was \$481,700 or \$93,500 above budget
- Net income was \$393,100 or \$98,000 above budget

Sewer

- Operating revenues were \$40,800 above budget on strong public authority treatment charges
- Operating expenses were \$38,000 below budget on lower maintenance expenses
- Operating income was \$234,300 or \$78,700 above budget
- Net income was \$301,500 or \$153,200 above budget on lower expenses and higher operating revenues and investment income

Balance Sheets

Electric

- Balance sheet increased \$138,700 from June 2019
- Total unrestricted cash decreased \$33,700 on making the final intercompany loan payment to the sewer utility in the amount of \$114,365
- Accounts receivable increased \$167,400 on higher sales
- Accounts payable increased \$196,100 on higher purchased power expense

Water

- Balance sheet increased \$73,700 from June 2019
- Total unrestricted cash decreased \$227,500 from payments made for Madison Street reconstruction
- Accounts receivable increased \$19,000 from a combination of higher sales and less payments received

Sewer

- Balance sheet increased \$49,700 from June 2019
- Unrestricted cash increased \$59,300 from receiving final payment on the intercompany receivable from the electric utility in the amount of \$114,365
- Accounts receivable decreased \$27,500 from a large public authority customer becoming current in July

Cash and Investments

The monthly metrics dashboard for cash and investments provide a monthly comparison of cash and investment balances, and graphs that present long-term investments by maturity, type, and rating.

- Total cash and investments decreased \$79,000 from June 2019 from Madison Street construction payments
- Received interest and distributions of \$2,000 and recorded an unrealized positive market adjustment of \$800, along with \$600 in management fees, resulting in a net portfolio gain of \$600 for the month.
- Total interest and investment income earned on all accounts for the month was \$8,100 and \$147,900 year-to-date

This concludes my report. Please do not hesitate to contact me at 324-7923 or joosterhouse@wppienergy.org with any questions or comments.