



A G E N D A
CITY OF WAUPUN SPECIAL COUNCIL MEETING
City Hall 201 E Main Street, Waupun WI 53963
Tuesday, October 18, 2022 at 5:30 PM

The Waupun Common Council will meet In-person, virtual, and teleconference. Instructions to join the meeting are provided below:

Virtual: <https://us02web.zoom.us/j/88466212368?pwd=M2tMeUtyN3dWRFZ5azQzM2VDV3hHUT09>

Dial by your location: 1 312 626 6799

Meeting ID: 884 6621 2368

Passcode: 505018

CALL TO ORDER

ROLL CALL

PUBLIC HEARING

1. Class B Beer License: Imagine That! Art Studio - 409 E Main Street, Waupun

CONSENT AGENDA

- [2.](#) Future Meetings & Gatherings, License and Permit Applications, Expenses

CONSIDERATION - ACTION

3. Authorize City Clerk to Release Future Expenses (Roll Call Motion)
- [4.](#) Lackey Vs City of Waupun (Roll Call Motion)
- [5.](#) Authorize Disposition of Structures located at 1357 S. Watertown Street, Waupun (TID 9) (Roll Call Motion)
- [6.](#) 2023 Budget Workshop: Proposed Budget and Publication of Public Hearing Notice (Roll Call Motion)

ADJOURNMENT

Upon reasonable notice, efforts will be made to accommodate disabled individuals through appropriate aids and services. For additional information, contact the City Clerk at 920-324-7915.



AGENDA SUMMARY SHEET

MEETING DATE: 10/18/22

TITLE: Future Meetings & Gatherings, License and Permit Applications, Expenses

AGENDA SECTION: CONSENT AGENDA

PRESENTER: Angela Hull, Clerk

ISSUE SUMMARY:

Future meetings/gatherings of the Common Council, consideration of licenses/permits, payment of expenses.

Future Meetings/Gatherings of the Body of the Common Council (All meetings begin at 6:00pm unless otherwise noticed)

Tuesday, October 25, 2022	Committee of the Whole	6:00pm
Wednesday, November 9, 2022	Common Council	6:00pm
Tuesday, November 29, 2022	Committee of the Whole	6:00pm
Tuesday, December 13, 2022	Common Council	6:00pm
Tuesday, December 27, 2022	Committee of the Whole	6:00pm

License and Permit Applications

Operator License:

Temporary Class B

Soda License

ATTACHMENTS:

Expense Report(s)

RECOMENDED MOTION: Motion to approve the Consent Agenda. *(Roll Call)*

Report Criteria:

Report type: Summary

Check Issue Date	Check Number	Payee	Amount
10/13/2022	104676	AMAZON CAPITAL SERVICES	4.72
10/13/2022	104677	AMERICAN HYDRAULICS INC	1,788.00
10/13/2022	104678	AT&T MOBILITY	1,129.90
10/13/2022	104679	BATTERIES PLUS LLC	53.76
10/13/2022	104680	CARTRIDGE WORLD	55.00
10/13/2022	104681	CEDARQUIST, ANNIE	186.19
10/13/2022	104682	CHARTER COMMUNICATIONS	687.59
10/13/2022	104683	SSM HEALTH LABORATORIES	120.00
10/13/2022	104684	CRACK FILLING SERVICE CORP	16,000.00
10/13/2022	104685	HALRON LUBRICANTS INC	2,478.65
10/13/2022	104686	HALVERSON, ANDREW	566.83
10/13/2022	104687	JOHN FABICK TRACTOR CO	139.32
10/13/2022	104688	LEAGUE OF WI MUNICIPALITIES	140.00
10/13/2022	104689	LOUDEN, SCOTT	38.47
10/13/2022	104690	PETTY CASH-CITY HALL	64.70
10/13/2022	104691	PURCHASE POWER	478.48
10/13/2022	104692	SSM HEALTH AT WORK	27.00
10/13/2022	104693	SHIPPING CONTAINERS UNLIMITED L	2,975.00
10/13/2022	104694	SOPER SEWER & WATER LLC	191,617.85
10/13/2022	104695	STOBB, JACKSON	150.00
10/13/2022	104696	TRAFFIC & PARKING CONTROL CO	293.92
10/13/2022	104697	UNIFORM SHOPPE	15.95
10/13/2022	104698	VANDEZANDE & KAUFMAN, LLP	180.00
10/13/2022	104699	WAUPUN UTILITIES	30,898.60
10/13/2022	104700	WAUSAU EQUIPMENT COMPANY INC	43.38
10/13/2022	104701	WM CORPORATE SERVICES INC	48,531.94
Grand Totals:			298,665.25

Report Criteria:

Report type: Invoice detail

Check.Type = {<>} "Adjustment"

Payee	Description	Check Issue Date	Invoice Number	Invoice GL Account	Invoice Amount	Check Amount
AMAZON CAPITAL SERVICES AMAZON CAPITAL SERVICES	BLANK INSERTS	10/13/2022	1KFG-XC9D-C	100-10-5141-3-30	4.72	4.72
Total AMAZON CAPITAL SERVICES:						4.72
AMERICAN HYDRAULICS INC AMERICAN HYDRAULICS INC	PLOW WING CYLINDER #102-84	10/13/2022	26375	100-70-5411-3-36	1,788.00	1,788.00
Total AMERICAN HYDRAULICS INC:						1,788.00
AT&T MOBILITY AT&T MOBILITY	FIRSTNET MOBILE AIRCARDS & DEPT ISSUED CELL PHONES - SEPT 23, 2022	10/13/2022	287307537700	100-40-5211-3-31	1,129.90	1,129.90
Total AT&T MOBILITY:						1,129.90
BATTERIES PLUS LLC BATTERIES PLUS LLC	BATTERIES FOR SCBA'S	10/13/2022	P54574148	100-50-5232-3-36	53.76	53.76
Total BATTERIES PLUS LLC:						53.76
CARTRIDGE WORLD CARTRIDGE WORLD	INKJET CARTRIDGE	10/13/2022	89166	100-40-5211-3-38	55.00	55.00
Total CARTRIDGE WORLD:						55.00
CEDARQUIST, ANNIE CEDARQUIST, ANNIE	CLOTHING ALLOWANCE - CEDARQUIST	10/13/2022	9067-9067-1-1	100-12634	186.19	186.19
Total CEDARQUIST, ANNIE:						186.19
CHARTER COMMUNICATIONS CHARTER COMMUNICATIONS CHARTER COMMUNICATIONS CHARTER COMMUNICATIONS	PD - VOICE, TV AQUATIC CENTER ETHERNET INTRASTATE MBPS	10/13/2022 10/13/2022 10/13/2022	18615-OCT22 54053-OCT22 000319410012	100-40-5211-3-38 100-20-5523-3-38 100-40-5211-3-38	82.62 114.97 490.00	82.62 114.97 490.00
Total CHARTER COMMUNICATIONS:						687.59
CRACK FILLING SERVICE CORP CRACK FILLING SERVICE CORP	CRACK SEALING VARIOUS STREETS	10/13/2022	10/3/2022	100-70-5431-3-36	16,000.00	16,000.00
Total CRACK FILLING SERVICE CORP:						16,000.00
HALRON LUBRICANTS INC HALRON LUBRICANTS INC	BULK OIL - PD SQUADS	10/13/2022	0169946-IN	100-40-5212-3-36	2,478.65	2,478.65
Total HALRON LUBRICANTS INC:						2,478.65
HALVERSON, ANDREW HALVERSON, ANDREW HALVERSON, ANDREW	K9 DOG HOUSE MEAL REIMBURSEMENT - TRAINING	10/13/2022 10/13/2022	9889745100 09192022	220-40-5212-3-38 100-40-5215-3-37	434.61 132.22	434.61 132.22

Payee	Description	Check Issue Date	Invoice Number	Invoice GL Account	Invoice Amount	Check Amount
Total HALVERSON, ANDREW:						566.83
JOHN FABICK TRACTOR CO						
JOHN FABICK TRACTOR CO	WING REPAIR #102-84	10/13/2022	PIMK0211354	100-70-5411-3-36	5.76	5.76
JOHN FABICK TRACTOR CO	WING REPAIR #102-84	10/13/2022	PIMK0211678	100-70-5411-3-36	133.56	133.56
Total JOHN FABICK TRACTOR CO:						139.32
LEAGUE OF WI MUNICIPALITIES						
LEAGUE OF WI MUNICIPALITIES	PFC WORKSHOP REGISTRATION-HEIDEMANN	10/13/2022	85144	100-10-5210-3-38	140.00	140.00
Total LEAGUE OF WI MUNICIPALITIES:						140.00
LOUDEN, SCOTT						
LOUDEN, SCOTT	MEAL REIMBURSEMENT - LOUDEN	10/13/2022	10072022	100-40-5215-3-37	38.47	38.47
Total LOUDEN, SCOTT:						38.47
PETTY CASH-CITY HALL						
PETTY CASH-CITY HALL	REIMBURSE PETERSEN - FDL CTY - PU ELECTION DAY BALLOTS/SUPPLIES 8-9-22 ELECTION	10/13/2022	10-12-22	100-10-5142-3-37	64.70	64.70
Total PETTY CASH-CITY HALL:						64.70
PURCHASE POWER						
PURCHASE POWER	POSTAGE REFILL FEE	10/13/2022	10-10-22	100-16210	478.48	478.48
Total PURCHASE POWER:						478.48
SHIPPING CONTAINERS UNLIMITED LLC						
SHIPPING CONTAINERS UNLIMITED L	REPLACE OLD SHEDS AT GARAGE WITH SHIPPING CONTAINER	10/13/2022	7859	100-70-5412-3-38	2,975.00	2,975.00
Total SHIPPING CONTAINERS UNLIMITED LLC:						2,975.00
SOPER SEWER & WATER LLC						
SOPER SEWER & WATER LLC	BAYBERRY SW POND (CONTRACT A)	10/13/2022	PMT 1	419-70-5435-8-00	191,617.85	191,617.85
Total SOPER SEWER & WATER LLC:						191,617.85
SSM HEALTH AT WORK						
SSM HEALTH AT WORK	HEARING TEST - WILLIAMS	10/13/2022	37947	100-40-5215-3-37	27.00	27.00
Total SSM HEALTH AT WORK:						27.00
SSM HEALTH LABORATORIES						
SSM HEALTH LABORATORIES	LEGAL BLOOD DRAWS - OCT 2022	10/13/2022	4129802	100-40-5213-3-38	120.00	120.00
Total SSM HEALTH LABORATORIES:						120.00
STOBB, JACKSON						
STOBB, JACKSON	AMAZON - WORK BOOTS REIMBURSEMENT	10/13/2022	10-11-22	100-70-5412-3-38	150.00	150.00
Total STOBB, JACKSON:						150.00

Payee	Description	Check Issue Date	Invoice Number	Invoice GL Account	Invoice Amount	Check Amount
TRAFFIC & PARKING CONTROL CO						
TRAFFIC & PARKING CONTROL CO	REPLACEMENT TRAFFIC SIGNAL BULBS (STOCK)	10/13/2022	I738037	100-70-5441-3-36	293.92	293.92
Total TRAFFIC & PARKING CONTROL CO:						293.92
UNIFORM SHOPPE						
UNIFORM SHOPPE	CLOTHING ALLOWANCE - WARNER	10/13/2022	326354	100-12634	15.95	15.95
Total UNIFORM SHOPPE:						15.95
VANDEZANDE & KAUFMAN, LLP						
VANDEZANDE & KAUFMAN, LLP	TRAFFIC MONTHLY ATTORNEY FEES - SEPT 2022	10/13/2022	14041	100-10-5161-3-38	180.00	180.00
Total VANDEZANDE & KAUFMAN, LLP:						180.00
WAUPUN UTILITIES						
WAUPUN UTILITIES	MONTHLY UTILITY CHARGES	10/13/2022	SEPT2022	100-50-5251-3-32	29,934.85	29,934.85
WAUPUN UTILITIES	WPPI SUPPORT - SEPTEMBER 2022	10/13/2022	5650	100-10-5197-3-38	88.50	88.50
WAUPUN UTILITIES	STORMWATER BILLING & COLLECTION FEES - SEPTEMBER 2022	10/13/2022	5651	700-10-5192-3-38	875.25	875.25
Total WAUPUN UTILITIES:						30,898.60
WAUSAU EQUIPMENT COMPANY INC						
WAUSAU EQUIPMENT COMPANY INC	REPLACE WING PIN	10/13/2022	8246442	100-70-5411-3-36	43.38	43.38
Total WAUSAU EQUIPMENT COMPANY INC:						43.38
WM CORPORATE SERVICES INC						
WM CORPORATE SERVICES INC	AQUATIC CENTER RECYCLING - CREDIT 2022	10/13/2022	0027626-2321	100-20-5523-3-36	48,531.94	48,531.94
Total WM CORPORATE SERVICES INC:						48,531.94
Grand Totals:						298,665.25

Summary by General Ledger Account Number

GL Account	Debit	Credit	Proof
100-10-5141-3-30	4.72	.00	4.72
100-10-5142-3-37	46.25	.00	46.25
100-10-5142-3-38	7.91	.00	7.91
100-10-5161-3-38	180.00	.00	180.00
100-10-5197-3-38	88.50	.00	88.50
100-10-5210-3-38	140.00	.00	140.00
100-12634	202.14	.00	202.14
100-16210	478.48	.00	478.48
100-20-5512-3-32	195.67	.00	195.67
100-20-5513-3-32	292.39	.00	292.39
100-20-5523-3-32	1,906.30	.00	1,906.30
100-20-5523-3-36	.00	164.85-	164.85-
100-20-5523-3-38	114.97	.00	114.97
100-20-5525-3-32	4,163.57	.00	4,163.57

GL Account	Debit	Credit	Proof
100-21100	164.85	55,037.28-	54,872.43-
100-40-5211-3-31	1,129.90	.00	1,129.90
100-40-5211-3-32	997.20	.00	997.20
100-40-5211-3-38	627.62	.00	627.62
100-40-5212-3-36	837.65	.00	837.65
100-40-5213-3-38	120.00	.00	120.00
100-40-5215-3-37	208.23	.00	208.23
100-50-5231-3-32	585.88	.00	585.88
100-50-5232-3-36	53.76	.00	53.76
100-50-5251-3-32	16.00	.00	16.00
100-70-5410-3-32	7,015.60	.00	7,015.60
100-70-5411-3-36	3,611.70	.00	3,611.70
100-70-5412-3-32	1,000.14	.00	1,000.14
100-70-5412-3-38	3,125.00	.00	3,125.00
100-70-5431-3-36	16,000.00	.00	16,000.00
100-70-5441-3-32	263.08	.00	263.08
100-70-5441-3-36	293.92	.00	293.92
100-70-5442-3-32	11,330.70	.00	11,330.70
210-21100	.00	2,110.08-	2,110.08-
210-60-5511-3-32	2,110.08	.00	2,110.08
220-21100	.00	434.61-	434.61-
220-40-5212-3-38	434.61	.00	434.61
404-10-5711-3-32	12.36	.00	12.36
404-21100	.00	12.36-	12.36-
419-21100	.00	191,617.85-	191,617.85-
419-70-5435-8-00	191,617.85	.00	191,617.85
420-21100	.00	10,077.88-	10,077.88-
420-70-5436-3-38	10,077.88	.00	10,077.88
425-21100	.00	38,618.91-	38,618.91-
425-70-5476-3-38	38,618.91	.00	38,618.91
700-10-5192-3-32	45.88	.00	45.88
700-10-5192-3-38	875.25	.00	875.25
700-21100	.00	921.13-	921.13-
Grand Totals:	298,994.95	298,994.95-	.00

Dated: _____

Mayor: _____

City Council: _____

City Recorder: _____

GL Account

Debit

Credit

Proof

Report Criteria:

Report type: Invoice detail

Check.Type = {<>} "Adjustment"

Angie Hull

From: Allison C. De Franze <acd@cvmic.com>
Sent: Wednesday, October 12, 2022 4:40 PM
To: Angie Hull
Subject: Donald Lackey v City of Waupun

Hi Angie,

I am in receipt of the claim that has been filed by Donald Lackey and American Family Insurance, against the City of Waupun, in the amount of \$6,169.12, for damage to a private vehicle that was struck by a City of Waupun squad on 8/9/2022 . As you are aware, the City of Waupun is self-insured for this loss, and should the City decide to settle this matter, the settlement would come from City funds.

I have reviewed relevant claim documentation, including the police report. It appears Mr. Lackey's vehicle was traveling eastbound on Franklin Street with no traffic controls, when the driver of a City of Waupun squad car pulled from a parked position into oncoming traffic, causing the accident with Mr. Lackey's vehicle, which had the right of way. It is my opinion that full liability rests with the City of Waupun employee. There is no liability that can be assessed to Mr. Lackey. Accordingly, it would be my recommendation that this claim be paid in full, in the amount of \$6169.12.

I recommend requiring both Mr. Lackey's and American Family Insurance's signatures on the release form.

If you have any questions, please feel free to contact me.

Thank you,



9898 W. Bluemound Road
Wauwatosa, WI 53226

Allison C. De Franze

Liability Claims Manager

tel: (414) 831-5989

office: (262) 784-5666 (ext 189)

email: acd@cvmic.com

web: cvmic.com

fax: (262) 784-5599

This communication along with any attachments is intended only for the use of the individual or entity to which it was addressed. It may contain information that is privileged, confidential and exempt from disclosure under applicable law. If the reader of this message is not the intended recipient or the employee or agent responsible for delivering the message to the intended recipient, you are hereby notified that any dissemination, distribution, or copying of this communication is strictly prohibited. If you received this communication in error, please notify the original sender immediately by telephone or return e-mail and delete this message along with any attachments from your computer and destroy any printed copies. **Thank you.**

Am Fam CLM #
01-005-157187-
Taffinica Diane Gallagher
608-722-4294

Return this form in complete with photos and claim estimate. Return directly to the City Clerk at City Hall or email to angie@cityofwaupun.org

**CITY OF WAUPUN
NOTICE OF CLAIM**

Claimant Information

Name: Donald Lacey
Address: 200 Monroe St
City St Zip: Waupun WI 53963
Phone: 920 324 2872
Cell Phone: 920-324-2872
Email: _____

Incident/Accident Information

Date: 8/9/2022
Time: Afternoon
Place: Parish Center

CIRCUMSTANCES OF CLAIM

1. In the space below briefly describe the circumstances of your claim. Attach additional sheets, if necessary.
2. For auto damages, attach a copy of police report, if any.
3. Attach a diagram of the accident scene indicating north, south, east or west corners if the accident occurred at an intersection.
4. Attach photographs. TJ's Body Shop - estimate and photos
5. For bodily injury, indicate nature of injury and whether or not medical attention was given and give the name of the physician.
6. Identify any witnesses to the incident/accident.

Signed: Donald D Lacey
Print Name: RONALD D LACEY

Date: 8/26/2022

CLAIM

NOTE: You are not required to make a claim at this time. As long as you have filed the above Notice of Claim you may file a claim with the City of Waupun at any time consistent with the applicable statute of limitations. However, in order for the City of Waupun to formally accept or deny your claim at this time, the following claim must be completed and signed.

The undersigned hereby makes a claim against the City of Waupun arising out of the circumstances described above in the amount of \$_____.

To process this claim it is necessary to detail all damages being sought. *Complete page 2.*

Signature: _____ Date: _____
Print Name: _____
Address: _____

CITY OF WAUPUN
DETAILED CLAIM OF MONEY DAMAGE BEING SOUGHT

I was driving north on Franklin St. on Tuesday, August 9 in the afternoon. An officer of the Waupun Police Department backed out of the driveway by the St. Joseph Parish Hall parking lot into the street right of way and collided with my vehicle. There is damage to the front, passenger side of my vehicle. There were other police officers present in the parking lot when it occurred. A police report was completed at the scene of the accident.

6169.12

Total Damages being sought: \$ ~~6086.07~~ based on pre-liminary estimate for auto repairs plus cost of rental vehicle while repairs are being completed and additional repair costs if required.

Signature:

Donald V. Lackey

Print Name:

DONALD V LACKEY

Date:

8/26/2022

TJ'S AUTO BODY

703 S. WATERTOWN ST., WAUPUN, WI 53963
 Phone: (920) 324-3440
 FAX: (920) 324-3425

Workfile ID: 8fef40b9
 PartsShare: 6VxR3K

Supplement of Record 2 with Summary**Customer: LACKEY, DONALD****Job Number:**

Written By: Todd Rohde, 9/20/2022 9:28:26 AM

Insured: LACKEY, DONALD Policy #: 4857343801 Claim #: 01005157187-1
 Type of Loss: Collision Date of Loss: 8/9/2022 1:00 PM Days to Repair: 10
 Point of Impact: 01 Right Front

Owner:

LACKEY, DONALD

200 Monroe St
 Waupun, WI 53963-1434
 (920) 324-2872 Business

Inspection Location:

LACKEY, DONALD

200 Monroe St
 Waupun, WI 53963-1434
 Home
 (920) 324-2872 Business

Insurance Company:

AMERICAN FAMILY MUTUAL INSURANCE
 COMPANY, S.I.
 American Family Mutual In
 American Family - AF3

VEHICLE

2012 CHEV Impala LT (Fleet) 4D SED 6-3.6L Gasoline Direct Injection White

VIN: 2G1WG5E33C1308089 Interior Color: Mileage In: 123,857 Vehicle Out:
 License: AGF-8555 Exterior Color: White Mileage Out:
 State: WI Production Date: Condition: Job #:

TRANSMISSION

Automatic Transmission
 Overdrive

POWER

Power Steering
 Power Brakes
 Power Windows
 Power Locks
 Power Mirrors
 Power Driver Seat

DECOR

Dual Mirrors
 Body Side Moldings
 Tinted Glass

Console/Storage

Wood Interior Trim

CONVENIENCE

Air Conditioning
 Intermittent Wipers
 Tilt Wheel
 Cruise Control
 Rear Defogger
 Keyless Entry
 Message Center
 Steering Wheel Touch Controls

Climate Control

Remote Starter

RADIO**AM Radio**

FM Radio

Stereo

Search/Seek

CD Player

Satellite Radio

SAFETY

Drivers Side Air Bag
 Passenger Air Bag
 Anti-Lock Brakes (4)
 4 Wheel Disc Brakes
 Front Side Impact Air Bags
 Head/Curtain Air Bags
 Hands Free Device

SEATS

Cloth Seats

Bucket Seats

WHEELS

Aluminum/Alloy Wheels

PAINT

Clear Coat Paint

OTHER

Traction Control
 Stability Control
 Rear Spoiler
 Power Trunk/Liftgate

Supplement of Record 2 with Summary

Customer: LACKEY, DONALD

Job Number:

2012 CHEV Impala LT (Fleet) 4D SED 6-3.6L Gasoline Direct Injection White

Line	Oper	Description	Part Number	Qty	Extended Price \$	Labor	Paint
1		FRONT BUMPER & GRILLE					
2	*	Repl LKQ Upper grille silver +25%	22865902	1	<u>116.25</u>	<u>0.2</u>	
3	* <>	Repl LKQ R&R bumper assy	89025047	1	<u>650.00</u>	1.4	3.0
4		Add for Clear Coat					1.2
5	# S02	recycled bumper clean up		1		1.5	
6	# S02	m6-1.0 free spinning washer nut 16m		1	4.96		
7	# S02	M6-1.0x25mm hex head		1	4.64		
8	# S02	6.3-1.81x25mm hex head		1	5.15		
9	# S02	push type retainer		8	11.52		
10	# S02	moulding clip		10	58.20		
11	# S02	rocker panel clip		7	48.86		
12		FRONT LAMPS					
13	*	Repl LKQ RT Headlamp assy +25%	25958360	1	<u>193.75</u>	<u>0.3</u>	
14	S02	Repl RT Headlamp assy clip	15281294	1	10.45		
15		RADIATOR SUPPORT					
16	**	A/M Flex additive		1	5.00		
17	* Rpr	Radiator support				s 5.0	0.8
18		COOLING					
19	S02 Repl	Upper baffle	10346636	1	43.42		
20		HOOD					
21	* S02 Repl	LKQ R&R hood +25%	89023526	1	<u>218.75</u>	0.7	3.2
22		Overlap Major Adj. Panel					-0.4
23		Add for Clear Coat					0.6
24	# S02	Freight		1	161.38		
25	# S02	Recycled hood clean up		1		1.5	
26	* S02 Repl	LKQ RT Hinge hood side +25%	89023527	1	<u>40.00</u>	<u>0.2</u>	
27		FENDER					
28	* Repl	LKQ RT fender assy +25%	89023524	1	<u>281.25</u>	2.0	2.2
29		Overlap Major Adj. Panel					-0.4
30		Add for Clear Coat					0.4
31		Refn fender edges					0.5
32	~	Aim headlamps					
33	Repl	RT Fender liner	10333702	1	30.53	0.4	
34	* Rpr	RT Upper rail				s 1.5	<u>0.3</u>
35		Overlap Minor Panel					-0.2
36	* S02 Rpr	RT Lower rail 3.6 liter w/o POLICE				s 5.0	<u>0.5</u>
37		Overlap Major Non-Adj. Panel					-0.2
38	Repl	RT Bumper bracket	10437869	1	22.70 s	1.0	0.5
39		Overlap Minor Panel					-0.2
40		ELECTRICAL					
41	S02 Repl	Battery tray	10408951	1	33.17	0.2	

Supplement of Record 2 with Summary

Customer: LACKEY, DONALD

Job Number:

2012 CHEV Impala LT (Fleet) 4D SED 6-3.6L Gasoline Direct Injection White

42	WHEELS								
43	*	Repl	LKQ RT/Front Wheel, alloy 17" +25%	9595378	1	253.75 m	0.3		
44	FRONT DOOR								
45	#	S02	Subl	Four wheel alignment	1	99.94 T			
46	#	S02	Subl	Cam Bolt	1	39.19 X			
47	#	S02	Subl	cam bolt install	1	62.50 X			
48		Blnd		RT Outer panel				1.0	
49	*	R&I		RT Body side mldg			0.3		
50		R&I		RT Belt w'strip			0.3		
51	#	S01	Subl	Hazardous waste removal	1	3.00 T			
52	#	Repl		Cover Car	1	5.00 T	0.1		
53	#	Rpr		Setup & measure			2.0 F		
54	#	Rpr		Rough pull				F	
55	#	S02	Subl	Tire mount & wheel balance	1	31.25 T			
56	#	Rpr		Rough pull			1.5 F		
57	#			Aim headlamps	1		0.5		
58	*	S02	Repl	LKQ RT Mirror assy w/o defogger grained +25%	25947194	1	62.50	0.3	
				Note: Found a mirror that was recycled and the correct color/ no paint needed					
59	#	S02		Freight	1	10.00			
60	#			Corrosion protection	1	5.00			
61	VEHICLE DIAGNOSTICS								
62	*	S02	Subl	Pre-repair scan	1	79.95 X m			
63	*	S02	Subl	Post-repair scan	1	79.95 X m			
64	#	S02	Rpr	Final bill					
SUBTOTALS						2,672.01	26.2	12.8	

ESTIMATE TOTALS

Category	Basis	Rate	Cost \$
Parts			2,271.23
Body Labor	22.7 hrs @	\$ 66.00 /hr	1,498.20
Paint Labor	12.8 hrs @	\$ 66.00 /hr	844.80
Frame Labor	3.5 hrs @	\$ 95.00 /hr	332.50
Paint Supplies			500.00
Miscellaneous			400.78
Subtotal			5,847.51
Sales Tax	\$ 5,847.51 @	5.5000 %	321.61
Grand Total			6,169.12
Deductible			500.00
CUSTOMER PAY			500.00
INSURANCE PAY			5,669.12

Supplement of Record 2 with Summary

Customer: LACKEY, DONALD

Job Number:

2012 CHEV Impala LT (Fleet) 4D SED 6-3.6L Gasoline Direct Injection White

SUPPLEMENT SUMMARY

Line	Oper	Description	Part Number	Qty	Extended Price \$	Labor	Paint
Changed Items							
11	*	Repl LKQ R&R hood	89023526	1	<u>-375.00</u>	-0.7	-3.2
21	*	S02 Repl LKQ R&R hood +25%	89023526	1	<u>218.75</u>	0.7	3.2
24	*	Rpr RT Lower rail 3.6 liter w/o POLICE				s <u>-2.0</u>	<u>-0.5</u>
36	*	S02 Rpr RT Lower rail 3.6 liter w/o POLICE				s <u>5.0</u>	<u>0.5</u>
31	#	Subl Four wheel alignment		1	-89.95 T		
45	#	S02 Subl Four wheel alignment		1	99.94 T		
40	#	S01 Subl Tire mount & wheel balance		1	-15.00 T		
55	#	S02 Subl Tire mount & wheel balance		1	31.25 T		
Deleted Items							
34		R&I RT Mirror assy w/o defogger smooth				-0.3	
Added Items							
5	#	S02 recycled bumper clean up		1		1.5	
6	#	S02 m6-1.0 free spinning washer nut 16m		1	4.96		
7	#	S02 M6-1.0x25mm hex head		1	4.64		
8	#	S02 6.3-1.81x25mm hex head		1	5.15		
9	#	S02 push type retainer		8	11.52		
10	#	S02 moulding clip		10	58.20		
11	#	S02 rocker panel clip		7	48.86		
14		S02 Repl RT Headlamp assy clip	15281294	1	10.45		
18	COOLING						
19		S02 Repl Upper baffle	10346636	1	43.42		
24	#	S02 Freight		1	161.38		
25	#	S02 Recycled hood clean up		1		1.5	
40	ELECTRICAL						
41		S02 Repl Battery tray	10408951	1	33.17	0.2	
46	#	S02 Subl Cam Bolt		1	39.19 X		
47	#	S02 Subl cam bolt install		1	62.50 X		
58	*	S02 Repl LKQ RT Mirror assy w/o defogger grained +25%	25947194	1	<u>62.50</u>	<u>0.3</u>	
NOTE: Found a mirror that was recycled and the correct color/ no paint needed							
59	#	S02 Freight		1	10.00		
61	VEHICLE DIAGNOSTICS						
62	*	S02 Subl Pre-repair scan		1	<u>79.95</u> X m		
63	*	S02 Subl Post-repair scan		1	<u>79.95</u> X m		
64	#	S02 Rpr Final bill					
SUBTOTALS					585.83	6.2	0.0

Supplement of Record 2 with Summary

Customer: LACKEY, DONALD

Job Number:

2012 CHEV Impala LT (Fleet) 4D SED 6-3.6L Gasoline Direct Injection White

TOTALS SUMMARY

Category	Basis	Rate	Cost \$
Parts			298.00
Body Labor	6.2 hrs @	\$ 66.00 /hr	409.20
Miscellaneous			287.83
Subtotal			995.03
Sales Tax	\$ 995.03 @	5.5000 %	54.73
Additional Supplement Taxes			-0.01
Total Supplement Amount			1,049.75
NET COST OF SUPPLEMENT			1,049.75

CUMULATIVE EFFECTS OF SUPPLEMENT(S)

Estimate	5,732.32	Todd Rohde
Supplement S01	-612.95	Todd Rohde
Supplement S02	1,049.75	Todd Rohde
Job Total:	\$ 6,169.12	
CUSTOMER PAY:	\$ 500.00	
INSURANCE PAY:	\$ 5,669.12	

THE INSURANCE COMPANY PROVIDING THIS ESTIMATE DOES NOT AUTHORIZE REPAIRS. AUTHORIZATION MUST COME FROM THE VEHICLE OWNER. ANY SUPPLEMENT(S) MUST HAVE PRIOR APPROVAL FROM A REPRESENTATIVE OF THE INSURANCE COMPANY PROVIDING THIS ESTIMATE.

AMERICAN FAMILY INSURANCE GROUP AND ITS AFFILIATES (PERMANENT GENERAL COMPANIES) DO NOT AUTHORIZE REPAIRS. AUTHORIZATION MUST COME FROM THE VEHICLE OWNER.

MOTOR VEHICLE REPAIR PRACTICES ARE REGULATED BY CHAPTER ATCP 132, WIS. ADM. CODE, ADMINISTERED BY THE BUREAU OF CONSUMER PROTECTION, WISCONSIN DEPT. OF AGRICULTURE, TRADE AND CONSUMER PROTECTION, P.O. BOX 8911, MADISON, WISCONSIN 53708-8911.

Estimate calculated using a preset user threshold amount for the paint and material cost.

THIS ESTIMATE HAS BEEN PREPARED BASED ON THE USE OF ONE OR MORE REPLACEMENT PARTS SUPPLIED BY A SOURCE OTHER THAN THE MANUFACTURER OF YOUR MOTOR VEHICLE. WARRANTIES APPLICABLE TO THESE REPLACEMENT PARTS ARE PROVIDED BY THE MANUFACTURER OR DISTRIBUTOR OF THE REPLACEMENT PARTS RATHER THAN BY THE MANUFACTURER OF YOUR MOTOR VEHICLE.



AGENDA SUMMARY SHEET

MEETING DATE: 10/18/22

TITLE: Authorize Disposition of Structures located at 1357 S. Watertown Street, Waupun (TID 9)

AGENDA SECTION: CONSIDERATION-ACTION

PRESENTER: Public Works Director Jeff Daane

DEPARTMENT GOAL(S) SUPPORTED <i>(if applicable)</i>	FISCAL IMPACT	
High Performance Government	< \$5,000	

ISSUE SUMMARY:

Staff has been working to find an interested party who would be willing to move the house and garage from land located at 1357 S Watertown St. that the City acquired this year and that is located in TID 9. We are finalizing terms with two interested parties and will provide a recommendation to dispose of these structures on Tuesday, October 18. If the City retains the property, we will incur additional expense to heat and maintain the main structure through the winter months. The City is issuing an RFP to solicit multi-family development on this site and this is a necessary step to move that development work forward.

STAFF RECOMMENDATION:

Staff recommendation will be provided on Tuesday, 10/18/22.

ATTACHMENTS:

MOTIONS FOR CONSIDERATION:

Motion to approve terms of an agreement that authorizes disposition of structures located at 1357 S Watertown St. in TID 9



AGENDA SUMMARY SHEET

MEETING DATE: 10/18/22

TITLE: 2023 Budget Workshop: Proposed Budget and Publication of Public Hearing Notice

AGENDA SECTION: CONSIDERATION-ACTION

PRESENTER: City Administrator Kathy Schlieve

DEPARMTENT GOAL(S) SUPPORTED <i>(if applicable)</i>	FISCAL IMPACT
High Performance Government	2023 Budget Proposed

ISSUE SUMMARY:

The final workshop for the 2023 budget will provide an overview of the DRAFT budget and proposed levy for 2022-2023. The draft budget incorporates the capital improvement budgets previously reviewed with this group. It also considers a 3.0% overall wage adjustment with mid-year performance-based steps planned. Additional cost increases for employee health insurance, property and liability insurance increases, increases to EMR and paid-on-call fire fighting staffing are included. Non-wage operating expense increases are driven by increasing fuel and utility costs, maintenance and repair for aging equipment and infrastructure, and information technology costs to name a few. Staff met internally after the September COW meeting and identified a number of cost reductions to allow the city to meet including reductions in:

- Elimination of Lexipole software implementation for police
- Delay of software implementations for payroll and licensing
- Travel and conference budget reductions
- Reductions in facility cleaning contracts
- A move to every other year painting of parking lines (next scheduled for 2024)
- Ballfield maintenance and supplies, including 2 summer positions (requires transitioning this responsibility to user groups)
- Reduction of micro sealing for streets, which impacts our strategy to work to extend street life
- Reductions in mill and overlay budget with transfer of additional funds to support operating expenditures

Additionally, EMS grants obtained in 2022 will be used to cover key operating expenditures and capital equipment acquisition for the EMR program. As these grants expire, the City will need to absorb these costs in their operating and capital budgets. A plan needs to be established for this transition as it is unlikely the City’s operating budget will be able to support additional operating expenditures.

The following chart summarizes the proposed levy impact for the various funds outlined in the DRAFT budget, with a proposed 2.9% overall impact to the City of Waupun levy.

						Percentage
					Change	Change
	Budget Year				Increase	Increase
	2020	2021	2022	2023	(Decrease)	(Decrease)
General Fund	\$ 1,220,251	\$ 1,427,156	\$ 1,560,494	\$ 1,686,658	\$ 126,164	8.1%
Debt Service Fund	760,983	768,233	783,244	788,080	4,836	0.6%
Library Fund	519,150	516,792	516,792	516,792	-	0.0%
Capital Improvements	441,554	420,000	390,000	340,000	(50,000)	-12.8%
Equipment Replacement	225,000	169,350	225,000	225,000	-	0.0%
Taxi Fund	26,000	-	26,000	45,000	19,000	
TOTAL	\$ 3,192,938	\$ 3,301,531	\$ 3,501,530	\$ 3,601,530	\$ 100,000	2.9%
Percentage Change		3.4%	6.1%	2.9%		

STAFF RECOMMENDATION:

Determine modifications to the DRAFT 2023 budget and authorize publication of the public hearing notice for the City of Waupun's 2022 budget hearing on November 9, 2022.

ATTACHMENTS:

Budget Workshop PowerPoint
DRAFT 2023 Budget

MOTIONS FOR CONSIDERATION:

Motion to direct staff to publish the notice as required by state statute, indicating that the proposed 2023 City of Waupun budget is available for public review, and schedule the public hearing for the 2023 budget on November 9, 2022.

OCTOBER 18, 2022

2023 FINAL BUDGET WORKSHOP

PROPOSED BUDGET

BUDGET WORKSHOPS

- May 31 Budget Planning and Timeline
- June 28 Department Priorities & Budget Assumptions
- July 26 Budget Priorities
- August 30 Capital and Equipment Budgets
- September 27 High Level Draft Budget
- **October 18 Draft Budget**
- November 9 Public Hearing & Budget Adoption

TWO IMPORTANT QUESTIONS

1. Is the proposed budget within the levy limit?

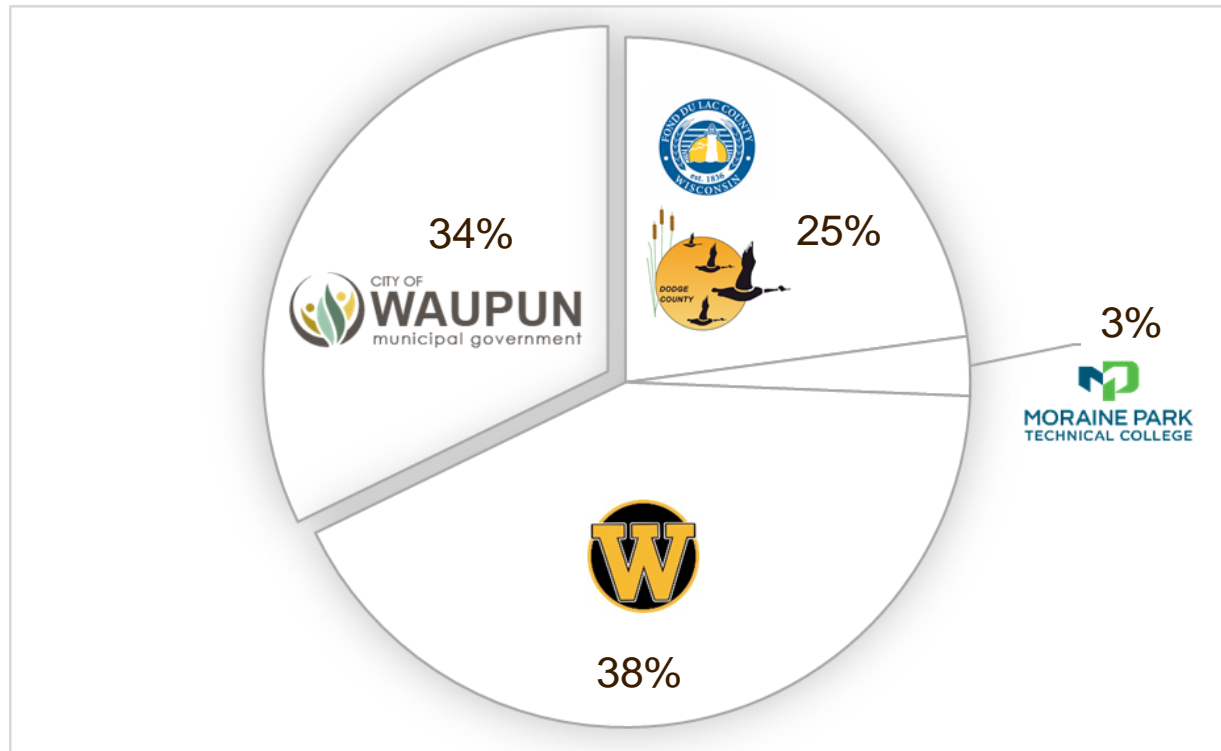
- No
 Yes

2. Does the proposed budget qualify for the Expenditure Restraint Program (ERP) Payment?

- No
 Yes


BIG PICTURE

City taxes represent 1 piece of a Waupun taxpayer's total tax bill



Based on 2021 tax rates, 2022 rates not yet available

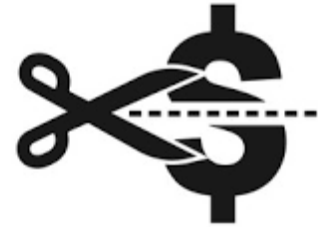
2023 BUDGET PRIORITIES



1. Sustainable Infrastructure
2. Public Safety
3. Community & Economic Vitality
4. High Performance Government

TARGETED REDUCTIONS ESSENTIAL

- Cut Lexipole software (~\$10K capital; ~\$8,783)
- Delay payroll and licensing software (~\$17K)
- Travel and conference budgets (~\$2K)
- Reductions in facility cleaning contracts (~\$2,500)
- Move to EOY painting of parking lines (~\$1,100)
- Ballfield maintenance staff position, including 2 summer positions (requires transitioning this responsibility to user groups ~ \$10K)
- Park Programming reduction (~\$1,500)
- Reduction of micro sealing for streets, which impacts our strategy to work to extend street life (\$15K)
- Reductions in mill and overlay budget with transfer of additional funds to support operating expenditures (~\$30K)



2023 OPERATING PLAN

PRIORITY 1: SUSTAINABLE INFRASTRUCTURE				
1.1	Improve roads, pedestrian, bike and transit infrastructure.	DEPARTMENT	LEADER(S)	NOTES
1.1.1	Annual road improvement target of 2 miles of replacement per year.	Public Works	Daane/Utilities	Coordinate with Utility infrastructure. Dependent on funding availability.
1.1.2	Introduce strategies within the street improvement plan that work to extend the life of roadways across community.	Public Works	Daane	Mill & Overlay; Chip Sealing/Coating
1.1.3	Engage community in alternative revenue discussion to support road improvement targets.	Administration	Schlieve/Daane	
1.1.4	ADA improvements to parks.	Public Works	Daane	Dependent on funding for capital improvements
1.1.5	Seek funding to support park, pedestrian, bike and transit improvements.	Administration	Schlieve/Langenfeld	Dependent on availability of grant programs
1.1.6	Leverage TIDS where possible to support road improvements.	Administration	Schlieve/Langenfeld	multi-year planning
1.1.7	Implement sidewalk replacement program in accordance with Capital Improvement Plan.	Public Works	Daane	
1.2	Improve stormwater management practices and infrastructure to comply with WIDNR mandate.			
1.2.1	Meet MS4 permit requirements for development of stormwater ponds.	Public Works	Daane	Per agreement with WI-DNR on MS4 permit.
1.2.2	Leverage TIDS where possible to support stormwater improvements.	Administration	Schlieve/Daane	multi-year planning
1.2.3	Identify possible solutions to stormwater runoff from abutting farm fields to address intermittent flooding across community.	Public Works	Daane	
1.2.4	Develop a stormwater pond maintenance plan to mitigate long-term maintenance costs with city-owned ponds.	Public Works	Daane	
1.3	Improve and maintain public facilities to meet long-term needs of community.			
1.3.1	Senior Center design/bid/build and grant management in accordance with federal funding.	Public Works	Schlieve/Daane	Neighborhood Investment Grant implementation/grant management
1.3.2	Finalize design for public safety building needs and engage financial advisor to support planning process.	Public Works	Daane/Langenfeld	
1.3.3	Gather public input on City Hall needed improvements.	Administration	Schlieve	
1.3.4	Develop a financial model to support public facility improvements.	Administration	Langenfeld	
1.4	Enhance energy efficiency and sustainability of city resources			
1.4.1	Complete and adopt an energy efficiency plan for public facilities.	Public Works	Daane	
1.4.2	Evaluate fleet management programs to ensure optimum efficiency.	Public Works	Daane	
PRIORITY 2: PUBLIC SAFETY				
2.1	Protect lives and property through timely and effective public safety response.	DEPARTMENT	LEADER(S)	NOTES
2.1.1	Implement grant programs to strengthen ambulance response.	Fire/EM	DeMaa / Schlieve	Healthcare Infrastructure Grant/EMS Flex implementation/grant management
2.1.1	Complete a staffing study for fire and EMR to form recommendations for sustainable emergency response model.	Fire/EM	DeMaa / Schlieve	
2.1.2	Determine need for public safety referendum and timing.	Fire/EM	DeMaa / Schlieve	
2.1.3	Continue MABAS and other cooperative efforts with neighboring departments and explore cooperative opportunities to enhance service delivery.	Fire/EM	DeMaa	Dodge and Fond du Lac County - regionalization discussions
2.1.4	Develop a facility plan to meet future needs of departments served by Public Safety.	Public Works	Daane/ Schlieve	
2.1.5	Provide fire prevention education in the community.	Fire/EM	DeMaa	Fire prevention week, smoke alarms, etc.

BUDGET SUMMARY

Fund Number	Fund Name	Total Revenues	Total Expenditures	Excess (Deficit)	Balance January 1	Balance December 31	Property Tax Contribution
Governmental Funds							
100	<u>General Fund</u>	\$ 6,876,467	\$ 6,876,467	\$ (0)	\$ 6,640,392	\$ 5,930,345	\$ 1,686,658
	<u>Special Revenue Funds</u>						
200	Trust Funds	75	-	75	33,107	33,182	-
210	Library	740,130	740,130	-	456,993	456,993	516,792
220	Grants and Donations	6,010	6,000	10	(7,839)	(7,829)	-
230	Building Inspection	84,150	86,816	(2,666)	16,957	14,291	-
240	ARPA	7,500	-	7,500	8,166	15,666	-
250	Affordable Housing	-	-	-	248,387	248,387	-
420	Recycling	150,311	148,828	1,483	104,596	106,080	-
425	Solid Waste	441,689	436,846	4,843	38,536	43,379	-
430	Tourism	70,000	70,000	-	22,860	22,860	-
501	Taxi Grant	154,930	163,303	(8,373)	52,398	44,025	45,000
507	Home/HCRI Housing	10	-	10	154,108	154,118	-
509	CDBG Housing	20	73,000	(72,980)	1,282,706	1,209,726	-
700	Stormwater	588,800	536,960	51,840	483,381	535,221	-
300	<u>Debt Service</u>	1,593,535	1,615,535	(22,000)	75,683	53,683	788,080
	<u>Capital Project Funds</u>						
400	Capital Improvements	3,717,434	3,235,095	482,339	868,528	1,350,867	340,000
410	Equipment Replacement	230,000	314,187	(84,187)	222,640	138,453	225,000
405	Tax Incremental District #3	159,598	159,083	515	78,051	78,566	-
401	Tax Incremental District #5	408,345	381,050	27,295	(1,748,175)	(1,720,880)	-
408	Tax Incremental District #6	98,488	95,896	2,592	(397,987)	(395,395)	-
407	Tax Incremental District #7	45,000	137,638	(92,638)	(253,758)	(346,396)	-
418	Tax Incremental District #8	125,000	146,555	(21,555)	53,352	31,797	-
418	Tax Incremental District #9	-	-	-	-	-	-
404	Business Park	224,103	15,109	208,994	1,233,530	1,442,524	-
		<u>\$ 15,721,595</u>	<u>\$ 15,238,497</u>	<u>\$ 483,098</u>	<u>\$ 9,666,612</u>	<u>\$ 9,439,664</u>	<u>\$ 3,601,530</u>

TAX LEVY DISTRIBUTION

Tax Levy by Fund	Budget Year				Change Increase (Decrease)	Percentage Change Increase (Decrease)
	2020	2021	2022	2023		
	General Fund	\$ 1,220,251	\$ 1,427,156	\$ 1,560,494		
Debt Service Fund	760,983	768,233	783,244	788,080	4,836	0.6%
Library Fund	519,150	516,792	516,792	516,792	-	0.0%
Capital Improvements	441,554	420,000	390,000	340,000	(50,000)	-12.8%
Equipment Replacement	225,000	169,350	225,000	225,000	-	0.0%
Taxi Fund	<u>26,000</u>	<u>-</u>	<u>26,000</u>	<u>45,000</u>	<u>19,000</u>	
TOTAL	<u>\$ 3,192,938</u>	<u>\$ 3,301,531</u>	<u>\$ 3,501,530</u>	<u>\$ 3,601,530</u>	<u>\$ 100,000</u>	2.9%
Percentage Change		3.4%	6.1%	2.9%		
Assessed Tax Rate per \$1,000				(ESTIMATED)		
Dodge County	\$ 7.598	\$ 7.851	\$ 8.058	\$ 6.212		
Percentage Change	2.0%	3.3%	2.6%	-22.9%		
Fond du Lac County	\$ 7.698	\$ 7.887	\$ 8.143	\$ 6.314		
Percentage Change	4.8%	2.5%	3.2%	-22.5%		


BUDGET PRIORITIES IMPACT TO LEVY

Tax Levy by Fund			Change Increase (Decrease)
	Budget Year		
	2022	2023	
General Fund	\$ 1,560,494	\$ 1,686,658	\$ 126,164
Debt Service Fund	783,244	788,080	4,836
Library Fund	516,792	516,792	-
Capital Improvements	390,000	340,000	(50,000)
Equipment Replacement	225,000	225,000	-
Taxi Fund	<u>26,000</u>	<u>45,000</u>	<u>19,000</u>
TOTAL	<u>\$ 3,501,530</u>	<u>\$ 3,601,530</u>	<u>\$ 100,000</u>

- General Fund: majority of city services are accounted for in this fund
- Debt Service Fund: covers debt payments
- Capital Improvements: reduced levy to support increase to GF
- Taxi Fund: CARES Act funding no longer available, levy increase needed to support new contract with service provider

BUDGET HIGHLIGHTS

General Fund Revenues

	2022	2023		PERCENTAGE
Revenue Budget	BUDGET	BUDGET	BUDGET CHANGE	CHANGE
General Fund	4,405,586	4,479,763 	\$74,177	1.7%
(excludes tax levy and fund balance applied)				

- **Revenue Increases**

- Transportation Aids, Fond du Lac County Sales & Use Tax (new revenue source for 2023 budget), EMS Grants, New Fees/Fee Increases, Interest Income

- **Revenue Decreases**

- Utility PILOT

- **Assigned Fund Balance Usage**

- Retiree Health Insurance Premiums

BUDGET HIGHLIGHTS

General Fund Expenses

	2022	2023		PERCENTAGE	
Expense Budget	BUDGET	BUDGET	BUDGET CHANGE	CHANGE	
General Fund	5,982,375	6,196,467	↑	\$214,092	3.6%
(excludes transfers to other funds)					

General Fund Expenses		Inc/Dec	% Change	Notable Factors
Regular Wages		↑ \$54,423	2%	wage increase, 3 new firefighters, offset by staffing reductions (city hall and DPW summer help)
OT Wages		↑ \$14,707	5%	police department
Benefits		↑ 76,876	7%	13% health insurance premium inc, offset by increased PD union contribution
Total Wages/Benefits		↑ \$146,007	3.5%	
Other Expenses		↑ \$68,085	4%	
Total		↑ \$214,092		

BUDGET HIGHLIGHTS

General Fund Expenses

Department Operating Expenses (excluding wages/benefits)

	2022	2023			PERCENTAGE	
DEPARTMENT	BUDGET	BUDGET	BUDGET CHANGE		CHANGE	KEY FACTORS IN BUDGET CHANGE
General Government	\$609,772	\$623,176	↑ \$13,404		2%	Increases: financial advisor, strategic plan, property/liability ins., Decreases: HR, elections, worker's comp, Nixle, ambulance consultant
Recreation	154,885	172,185	↑ 17,300		11%	Utilities, repair/maintenance
Assessor	39,613	39,375	↓ (238)		-1%	
Police	164,478	178,403	↑ 13,925		8%	IT, utilities, fuel
Fire	74,047	101,885	↑ 27,838		38%	Fire study, IT, utilities
Public Works	\$769,354	\$765,304	↓ (4,050)		-1%	Increases: Utilities, fuel, sidewalk prep work, Decreases: Cleaning, micro seal streets, street painting, tree planting incentive
Economic Development	<u>22,140</u>	<u>22,045</u>	↓ (95)		<u>0%</u>	
TOTAL	\$1,834,288	\$1,902,373	↑ \$68,085		4%	

CAPITAL & EQUIPMENT REPLACEMENT BUDGET

Capital Improvements (levy funded) \$3,235,095:

- Police \$255,095
- Fire \$0 (Hold on Post Incident Showers \$400K)
- Public Works \$480,000 (\$280K after assessment revenue)
 - Reduced sidewalk replacement and street mill/overlay
- Senior Center \$2,500,000 (\$0 after grant revenue)

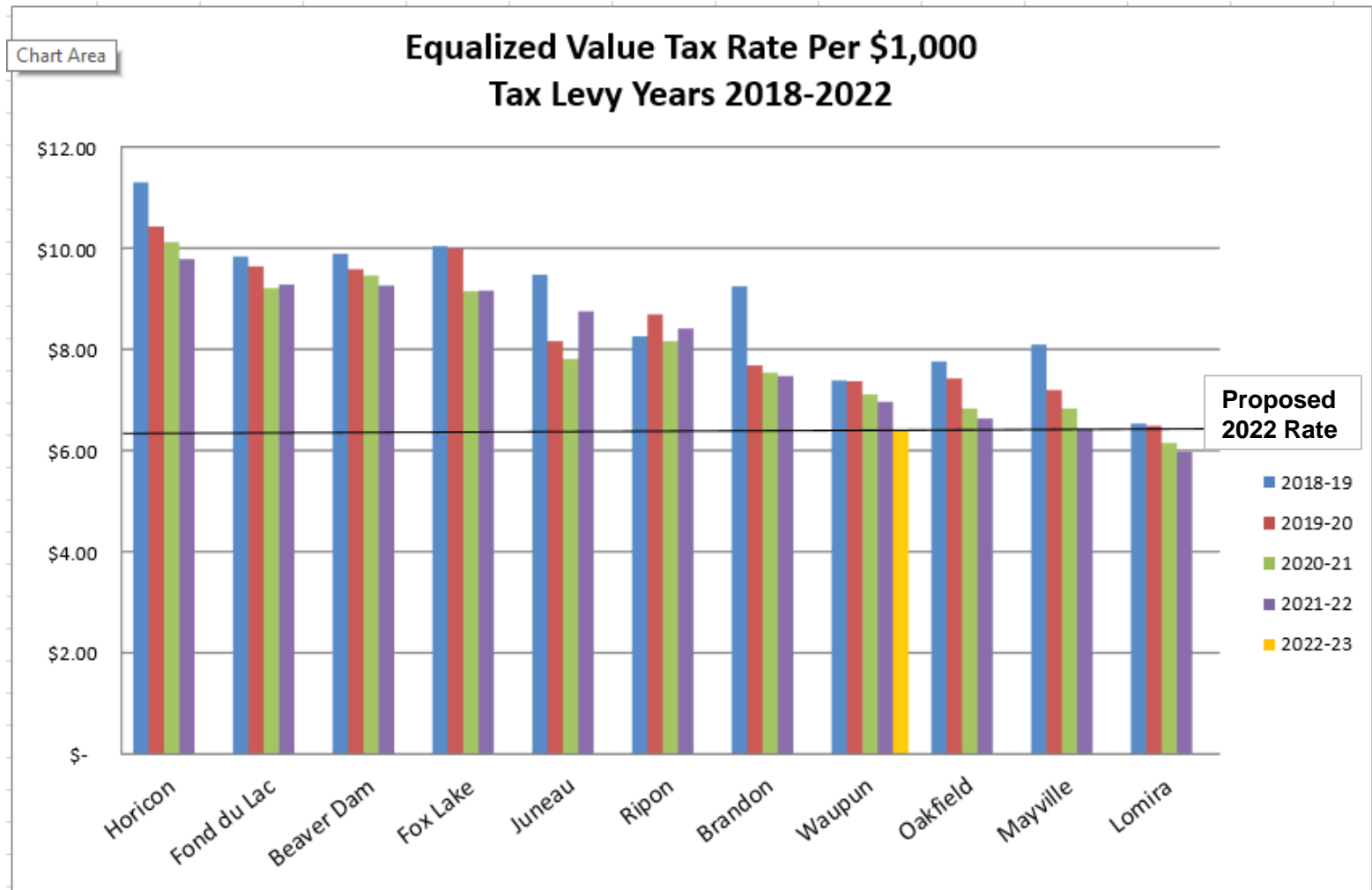
Equipment Replacement \$314,187:

- City Hall \$7,000
 - Eliminated payroll software upgrades, licensing software
- Police \$130,187
 - Hold on Lexipole policy management software, reduce squad camera
- Fire \$30,500
 - Aerial ladder truck, additional turnout gear for 3 new firefighters
- Public Works \$141,500
- Aquatic Center \$5,000

PROPOSED TAX LEVY

Tax Levy by Fund	Budget Year				Change Increase (Decrease)	Percentage Change Increase (Decrease)
	2020	2021	2022	2023		
	General Fund	\$ 1,220,251	\$ 1,427,156	\$ 1,560,494		
Debt Service Fund	760,983	768,233	783,244	788,080	4,836	0.6%
Library Fund	519,150	516,792	516,792	516,792	-	0.0%
Capital Improvements	441,554	420,000	390,000	340,000	(50,000)	-12.8%
Equipment Replacement	225,000	169,350	225,000	225,000	-	0.0%
Taxi Fund	26,000	-	26,000	45,000	19,000	
TOTAL	\$ 3,192,938	\$ 3,301,531	\$ 3,501,530	\$ 3,601,530	\$ 100,000	2.9%
Percentage Change		3.4%	6.1%	2.9%		
Assessed Tax Rate per \$1,000				(ESTIMATED)		
Dodge County	\$ 7.598	\$ 7.851	\$ 8.058	\$ 6.212		
Percentage Change	2.0%	3.3%	2.6%	-22.9%		
Fond du Lac County	\$ 7.698	\$ 7.887	\$ 8.143	\$ 6.314		
Percentage Change	4.8%	2.5%	3.2%	-22.5%		

COMMUNITY AFFORDABILITY COMPARISON



IMPACTS TO AVERAGE HOME

City of Waupun - Dodge County Residents	Tax Year 2021	Tax Year 2022	Change	% Change
Average Home Value	\$115,340	\$159,620	\$44,280	38.4%
Mill Rate (per \$1K)	<u>\$8.058</u>	<u>\$6.212</u>	-\$1.85	-22.9%
City of Waupun Taxes	\$929	\$991	\$62	6.7%

City of Waupun - Fond du Lac County Resident:	Tax Year 2021	Tax Year 2022	Change	% Change
Average Home Value	\$142,958	\$195,953	\$52,995	37.1%
Mill Rate (per \$1K)	<u>\$8.143</u>	<u>\$6.314</u>	-\$1.83	-22.5%
City of Waupun Taxes	\$1,164	\$1,237	\$73	6.3%

THE ROAD AHEAD, WHAT CAN WE EXPECT?

- Inflation paired with lagging revenue will challenge the City's ability to maintain essential services as costs continue to rise at unprecedented rates and revenues remain constrained.
- Housing, a primary driver of the City's growth, is expected to slow, which will result in lower net new construction, resulting in little movement in the City's levy limit and an inability to raise revenues to the level needed to keep pace with escalating costs.
- Slower housing growth, will make it difficult over the long term to ensure adequate levels of affordable housing needed to ensure a strong workforce essential for economic growth.
- Shifts from capital to operating budgets provide a one-time fix, but if allowed to persist, will result in debt dependence to fund projects and equipment.
- 2020 demographic data (US Census) shows we are decreasing in population (prison population), becoming more diverse, and aging. Each of these factors will place new/different demands on essential service delivery.
- Ongoing unfunded mandates will place additional strain on city finances and alternative revenues to support needed capital should be considered.

THE ROAD AHEAD, WHAT CAN WE EXPECT?

- Workforce attraction and retention in the face of declining labor force participation rates will make staffing of essential services difficult and challenge economic growth as employers find it difficult to hire needed talent. Factors such as lack of available/affordable childcare, transit and housing will contribute to this.
- Increasing mental health needs will place a greater strain on public safety personnel and resources allocated within public safety will have to adapt to meet needs.
- As volunteerism declines, volunteer firefighting models and emergency responders will continue to be challenged to have adequate numbers of responders. In response, the City will need to evaluate and evolve staffing models to meet the needs of the community.
- As shared revenues decline and municipal service payments lag, increasing demand is placed on the local tax payer to fund essential services. Strong advocacy, cost containment, and community engagement will be needed to determine priorities.
- There is a need to complete strategic planning to affirm areas of priority and determine how the City's limited resources should be spent to meet citizen expectations in the future.

CLOSING

- **Discussion**

- **Next Steps**

- Publish public hearing notice by October 25
- November 9 public hearing and budget adoption

2023 Proposed Budget

CITY OF WAUPUN
2023 Budget
SUMMARY OF ALL FUNDS

Fund Number	Fund Name	Total Revenues	Total Expenditures	Excess (Deficit)	Balance January 1	Balance December 31	Property Tax Contribution
Governmental Funds							
100	General Fund	\$ 6,876,467	\$ 6,876,467	\$ (0)	\$ 6,640,392	\$ 5,930,345	\$ 1,686,658
<u>Special Revenue Funds</u>							
200	Trust Funds	75	-	75	33,107	33,182	-
210	Library	740,130	740,130	-	456,993	456,993	516,792
220	Grants and Donations	6,010	6,000	10	(7,839)	(7,829)	-
230	Building Inspection	84,150	86,816	(2,666)	16,957	14,291	-
240	ARPA	7,500	-	7,500	8,166	15,666	-
250	Affordable Housing	-	-	-	248,387	248,387	-
420	Recycling	150,311	148,828	1,483	104,596	106,080	-
425	Solid Waste	441,689	436,846	4,843	38,536	43,379	-
430	Tourism	70,000	70,000	-	22,860	22,860	-
501	Taxi Grant	154,930	163,303	(8,373)	52,398	44,025	45,000
507	Home/HCRI Housing	10	-	10	154,108	154,118	-
509	CDBG Housing	20	73,000	(72,980)	1,282,706	1,209,726	-
700	Stormwater	588,800	536,960	51,840	483,381	535,221	-
300	Debt Service	1,593,535	1,615,535	(22,000)	75,683	53,683	788,080
<u>Capital Project Funds</u>							
400	Capital Improvements	3,717,434	3,235,095	482,339	868,528	1,350,867	340,000
410	Equipment Replacement	230,000	314,187	(84,187)	222,640	138,453	225,000
405	Tax Incremental District #3	159,598	159,083	515	78,051	78,566	-
401	Tax Incremental District #5	408,345	381,050	27,295	(1,748,175)	(1,720,880)	-
408	Tax Incremental District #6	98,488	95,896	2,592	(397,987)	(395,395)	-
407	Tax Incremental District #7	45,000	137,638	(92,638)	(253,758)	(346,396)	-
418	Tax Incremental District #8	125,000	146,555	(21,555)	53,352	31,797	-
418	Tax Incremental District #9	-	-	-	-	-	-
404	Business Park	224,103	15,109	208,994	1,233,530	1,442,524	-
		<u>\$ 15,721,595</u>	<u>\$ 15,238,497</u>	<u>\$ 483,098</u>	<u>\$ 9,666,612</u>	<u>\$ 9,439,664</u>	<u>\$ 3,601,530</u>

-

The City's property taxes are summarized as follows:

	Budget Year				Change Increase (Decrease)	Percentage Change Increase (Decrease)
	2020	2021	2022	2023		
General Fund	\$ 1,220,251	\$ 1,427,156	\$ 1,560,494	\$ 1,686,658	\$ 126,164	8.1%
Debt Service Fund	760,983	768,233	783,244	788,080	4,836	0.6%
Library Fund	519,150	516,792	516,792	516,792	-	0.0%
Capital Improvements	441,554	420,000	390,000	340,000	(50,000)	-12.8%
Equipment Replacement	225,000	169,350	225,000	225,000	-	0.0%
Taxi Fund	26,000	-	26,000	45,000	19,000	
TOTAL	<u>\$ 3,192,938</u>	<u>\$ 3,301,531</u>	<u>\$ 3,501,530</u>	<u>\$ 3,601,530</u>	<u>\$ 100,000</u>	2.9%
Percentage Change		3.4%	6.1%	2.9%		

CITY OF WAUPUN
2023 Budget

GENERAL FUND

	2020	2021	2022	2022	2022	2023
	Actual	Actual	Budget	8 Month	Estimated	Budget
REVENUES						
General Property Taxes	\$ 1,220,251	\$ 1,427,156	\$ 1,560,495	\$ 1,560,494	\$ 1,560,495	\$ 1,686,658
Other Taxes	717,809	694,193	748,112	501,749	719,112	719,112
Special Assessments	91	289	100	578	578	100
Intergovernmental	3,254,065	3,326,443	3,274,681	913,552	3,309,563	3,340,523
Licenses and Permits	62,810	60,170	56,400	37,567	58,170	58,160
Fines, Forfeitures and Penalties	52,312	49,946	47,500	27,611	41,500	45,500
Public Charges for Services	167,370	239,407	218,518	175,039	235,239	225,643
Intergovernmental Charges for Services	35,153	36,913	37,000	37,993	37,993	40,725
Miscellaneous	56,283	27,242	23,275	6,117	17,241	50,000
Other Financing Sources						
Transfers In	-	-	-	-	-	-
Fund Balance Applied	-	-	296,294	-	280,000	710,046
TOTAL REVENUES	<u>5,566,145</u>	<u>5,861,760</u>	<u>6,262,375</u>	<u>3,260,701</u>	<u>6,259,891</u>	<u>6,876,467</u>
EXPENDITURES						
General Government	911,409	963,219	1,155,766	742,430	1,143,625	1,251,794
Public Safety	2,504,236	2,514,028	2,669,516	1,541,178	2,615,996	2,811,059
Public Works	1,546,506	1,565,630	1,685,971	1,037,195	1,725,881	1,721,767
Culture, Recreation, and Education	265,808	330,031	353,460	268,163	358,915	374,686
Conservation and Development	112,546	114,208	117,663	64,438	114,250	37,161
Transfers Out	455,000	230,000	280,000	-	280,000	680,000
TOTAL EXPENDITURES	<u>5,795,505</u>	<u>5,717,116</u>	<u>6,262,375</u>	<u>3,653,404</u>	<u>6,238,667</u>	<u>6,876,467</u>
NET CHANGE IN FUND BALANCE	(229,360)	144,644	(296,294)	(392,703)	(258,776)	(710,046)
FUND BALANCE - BEGINNING OF YEAR	<u>6,983,884</u>	<u>6,754,524</u>	<u>6,899,168</u>	<u>6,899,168</u>	<u>6,899,168</u>	<u>6,640,392</u>
FUND BALANCE - END OF YEAR	<u>\$ 6,754,524</u>	<u>\$ 6,899,168</u>	<u>\$ 6,602,874</u>	<u>\$ 6,506,465</u>	<u>\$ 6,640,392</u>	<u>\$ 5,930,345</u>

2023 Proposed Budget

CITY OF WAUPUN
2023 Budget
General Fund Revenues

Account Number	Account Title	2020 Actual	2021 Actual	2022 Budget	2022 8 Month Actual	2022 Estimated	2023 Budget
GENERAL FUND REVENUES							
TAXES							
100-41-4111-000	GENERAL PROPERTY TAXES	1,220,251	1,427,156	1,560,495	1,560,494	1,560,495	1,686,658
100-41-4113-000	OMITTED PROPERTY TAXES	-	-	-	-	-	-
100-41-4114-000	MOBILE HOME FEES	26,394	27,497	26,000	24,485	26,000	26,000
100-41-4115-000	TAX-COMPUTER EXEMPT PROPERTY	1,986	1,986	2,311	2,311	2,311	2,311
100-41-4116-000	TAX-EXEMPT PERSONAL PROPERTY	7,859	2,082	8,437	8,437	8,437	8,437
100-41-4121-000	LOCAL ROOM TAX	17,814	29,080	24,000	17,132	25,000	25,000
100-41-4130-000	PILOT-DODGE HOUSING AUTHORITY	27,364	27,364	27,364	4,800	27,364	27,364
100-41-4131-000	PILOT-MUNICIPAL OWNED UTILITY	636,393	606,184	660,000	444,584	630,000	630,000
100-41-4181-000	INTEREST ON TAXES	-	-	-	-	-	-
TAXES TOTAL		1,938,060	2,121,349	2,308,607	2,062,243	2,279,607	2,405,770
SPECIAL ASSESSMENTS							
100-42-4230-000	SIDEWALKS/CURBS & GUTTERS	-	-	-	-	-	-
100-42-4290-000	SPECIAL ASSESSMENTS-INTEREST	91	289	100	578	578	100
SPECIAL ASSESSMENTS TOTAL		91	289	100	578	578	100
INTERGOVERNMENTAL AIDS							
100-43-4321-000	FEDERAL AID DISASTER ASSISTANC	-	-	-	-	-	-
100-43-4328-000	FEDERAL GRANT-MISC	5,153	-	-	-	-	-
100-43-4329-000	FED GRANT(PD BY ST/CTY)-POLICE	599	5,205	4,000	3,792	6,000	4,000
100-43-4341-000	STATE SHARED REVENUES	2,648,680	2,666,778	2,666,064	399,910	2,666,245	2,665,494
100-43-4342-000	FIRE INSURANCE TAX FROM STATE	20,977	22,613	21,500	23,520	23,520	22,500
100-43-4343-000	VIDEO SERVICE PROVIDER AID	11,410	22,635	22,635	22,635	22,635	22,635
100-43-4352-000	STATE AID DISASTER ASSISTANCE	-	-	-	-	-	-
100-43-4353-000	TRANSPORTATION AIDS	424,888	474,069	445,842	333,455	444,607	472,543
100-43-4354-000	CONNECTING STREET AIDS	82,597	82,955	65,268	48,951	65,268	65,351
100-43-4355-000	STATE GRANT-EMERGENCY/GOV-FIRE	-	-	-	-	-	7,000
100-43-4356-000	STATE GRANT-POLICE	17,115	2,807	-	-	-	-
100-43-4357-000	STATE GRANT-PARK	-	-	-	-	-	-
100-43-4359-000	STATE GRANT-TRAFFIC/BLDG&GROUN	-	-	-	-	-	-
100-43-4361-000	PAYMENT FOR MUNICIPAL SERVICES	42,647	49,380	49,372	50,389	50,389	51,000
100-43-4370-000	FDL COUNTY SALES & USE TAX	-	-	-	30,899	30,899	30,000
INTERGOVERNMENTAL AIDS TOTAL		3,254,065	3,326,443	3,274,681	913,552	3,309,563	3,340,523
LICENSES & PERMITS							
100-44-4411-000	LICENSES-CABLE TELEVISION	55,210	43,101	40,000	22,192	42,000	41,000
100-44-4412-000	LICENSES-LIQUOR/MALT BEVERAGE	1,828	6,875	6,500	6,270	6,400	6,500
100-44-4413-000	LICENSES-OPERATOR'S	3,168	5,416	5,100	4,445	4,900	5,100
100-44-4414-000	LICENSES-CIGARETTE	650	650	650	650	650	650
100-44-4415-000	LICENSES-SODA	-	275	300	270	285	270
100-44-4416-000	LICENSES-MILK	-	310	320	310	310	310
100-44-4417-000	LICENSES-AMUSEMENT	-	1,620	1,650	1,800	1,800	1,650
100-44-4418-000	LICENSES-OTHER BUSINESS/OCC	540	155	200	230	250	200
100-44-4421-000	LICENSES-BICYCLE	18	21	20	15	20	20
100-44-4422-000	LICENSES-DOG	830	928	1,000	1,065	895	900
100-44-4423-000	LICENSES-CAT	46	74	40	30	40	40
100-44-4430-000	PERMITS-PLUMBING	-	-	-	-	-	-
100-44-4431-000	PERMITS-BUILDING	-	-	-	-	-	-
100-44-4432-000	PERMITS-STREET OPENING	510	735	600	270	600	1,500
100-44-4491-000	PERMITS-PARADE	10	10	20	20	20	20
100-44-4492-000	PERMITS-PARKING	-	-	-	-	-	-
LICENSES & PERMITS TOTAL		62,810	60,170	56,400	37,567	58,170	58,160
PENALTIES & FORFEITURES							
100-45-4511-000	PARKING VIOLATIONS	6,654	9,589	7,500	3,171	4,500	7,500
100-45-4513-000	COURT PENALTIES & COSTS	45,658	40,357	40,000	24,441	37,000	38,000
PENALTIES & FORFEITURES TOTAL		52,312	49,946	47,500	27,611	41,500	45,500
PUBLIC CHARGES FOR SERVICE							
100-46-4610-000	FEES-ECONOMIC DEVELOPMENT	-	-	-	-	-	-
100-46-4611-000	FEES-TREASURER	2	10	10	11	11	10
100-46-4612-000	FEES-LICENSE PUBLICATION	420	450	425	405	420	425
100-46-4614-000	FEES-ANIMAL POUND	220	210	150	200	250	150
100-46-4615-000	FEES-ZONING/OCCUPANCY	-	-	-	-	-	-
100-46-4617-000	FEES-SPECIAL ASSESSMENT LETTER	1,940	2,370	1,800	1,207	1,800	2,500
100-46-4621-000	FEES-ACCIDENT REPORTS	758	1,071	750	574	750	750
100-46-4622-000	FEES-AMBULANCE	35,153	36,913	37,000	37,993	37,993	40,725
100-46-4623-000	FEES-FIRE DEPARTMENT	4,600	4,700	4,800	-	4,700	4,800
100-46-4624-000	FEES-POLICE	76,222	78,956	79,200	60,868	81,750	82,000
100-46-4643-000	FEES-PUBLIC WORKS	2,000	500	-	590	500	-
100-46-4644-000	FEES-WEED CONTROL	1,930	5,237	2,000	-	4,500	2,000
100-46-4646-000	FEES-SNOW & ICE CONTROL	2,839	2,050	1,000	160	3,500	1,000
100-46-4671-000	FEES-LIBRARY	-	-	-	-	-	-
100-46-4672-000	FEES-PARKS	1,155	3,415	2,625	3,413	3,500	3,000
100-46-4674-000	FEES-SENIOR CENTER	600	315	500	925	1,200	1,000
100-46-4675-000	FEES-COMMUNITY CENTER	31,453	43,506	32,000	22,903	40,000	35,000
100-46-4676-000	FEES-AQUATIC FACILITY	30,702	71,954	70,000	63,350	69,000	70,000

2023 Proposed Budget

CITY OF WAUPUN
2023 Budget
General Fund Revenues

Account Number	Account Title	2020 Actual	2021 Actual	2022 Budget	2022 8 Month Actual	2022 Estimated	2023 Budget
100-46-4677-000	FEES-RECREATION	-	75	-	-	-	-
100-46-4678-000	FEES-RECREATION FACILITIES	7,580	10,185	9,100	6,357	9,500	9,100
100-46-4679-000	FEES-MISCELLANEOUS	4,158	4,158	4,158	4,158	4,158	4,158
100-46-4681-000	FEES-AQUATIC FCLTY CONCESSIONS	792	10,247	10,000	9,919	9,700	9,750
PUBLIC CHARGES FOR SERVICE TOTAL		202,523	276,320	255,518	213,032	273,232	266,368
MISCELLANEOUS REVENUE							
100-48-4811-000	INTEREST INCOME	42,756	20,171	4,500	26,793	38,000	35,000
100-48-4812-000	INVESTMENT INCOME	(2,096)	(18,498)	-	(25,498)	(36,000)	-
100-48-4813-000	MISCELLANEOUS REVENUE	1,313	116	750	1,071	1,081	750
100-48-4820-000	INTEREST ON ADVANCES	10,721	17,413	15,375	-	10,000	12,000
100-48-4821-000	RENT OF CITY BLDGS & OFFICES	125	1,000	250	-	400	250
100-48-4831-000	SALE OF CITY PROPERTY	107	4,643	500	-	-	500
100-48-4841-000	INSURANCE RECOVERIES	-	-	-	-	-	-
100-48-4861-000	DONATIONS FROM ORG&INDIVIDUALS	1,665	-	-	-	10	-
100-48-4871-000	REFUND OF PRIOR YR EXPENSES	-	70	-	2,110	2,110	-
100-48-4881-000	Soda Rev./Vending Commission	1,693	2,328	1,900	1,640	1,640	1,500
MISCELLANEOUS REVENUE TOTAL		56,283	27,242	23,275	6,117	17,241	50,000
SPECIAL FUNDS ACTIVITY							
100-49-4932-000	FUND BALANCE APPLIED-ASSIGNED	-	-	16,294	-	-	30,046
100-49-4975-000	FUND BALANCE APPLIED-GF	-	-	280,000	-	280,000	680,000
SPECIAL FUNDS ACTIVITY TOTAL		-	-	296,294	-	280,000	710,046
GENERAL FUND REVENUE GRAND TOTAL		5,566,145	5,861,760	6,262,375	3,260,701	6,259,891	6,876,467

Draft

2023 Proposed Budget

CITY OF WAUPUN

2023 Budget

General Fund Expenditures

Account Number	Account Title	2020 Actual	2021 Actual	2022 Budget	2022 8 Month Actual	2022 Estimated	2023 Budget
GENERAL FUND EXPENDITURES							
GENERAL GOVERNMENT							
COMMON COUNCIL							
100-10-5110-110	COMMON COUNCIL-SALARIES/WAGES	36,000	36,000	36,000	24,833	36,000	36,000
100-10-5110-113	COMMON COUNCIL-PER DIEM	160	320	750	440	750	750
100-10-5110-223	COMMON COUNCIL-SOCIAL SECURITY	2,766	2,778	2,811	1,933	2,811	2,811
100-10-5110-330	COMMON COUNCIL-OFFICE SUPPLIES	-	-	-	-	-	-
100-10-5110-331	COMMON COUNCIL-TELEPHONE	-	-	-	-	-	-
100-10-5110-333	COMMON COUNCIL-POSTAGE	-	-	-	-	-	-
100-10-5110-334	COMMON COUNCIL-MEMBERSHIP DUES	2,260	2,357	2,400	2,603	2,603	2,756
100-10-5110-335	COMMON COUNCIL-NEWSPAPER PUB.	2,802	3,714	3,100	1,322	3,150	3,150
100-10-5110-337	COMMON COUNCIL-TRAV/CONFERENCE	240	39	550	617	650	550
100-10-5110-338	COMMON COUNCIL-OPERATING EXP	7,744	8,953	10,200	4,568	10,500	10,400
100-10-5110-800	COMMON COUNCIL-CAPITAL OUTLAY	-	-	-	-	-	-
COMMON COUNCIL TOTAL		51,973	54,161	55,811	36,317	56,464	56,417
MAYOR							
100-10-5131-110	MAYOR-SALARIES/WAGES	10,000	10,000	10,000	5,833	10,000	10,000
100-10-5131-113	MAYOR-PER DIEM	80	40	200	360	400	200
100-10-5131-223	MAYOR-SOCIAL SECURITY	771	768	780	474	796	780
100-10-5131-330	MAYOR-OFFICE SUPPLIES	252	234	250	137	250	250
100-10-5131-331	MAYOR-TELEPHONE	480	480	480	320	480	480
100-10-5131-333	MAYOR-POSTAGE	3	-	25	3	5	25
100-10-5131-334	MAYOR-DUES/SUBSCRIPTS	-	-	-	-	-	-
100-10-5131-337	MAYOR-TRAVEL/CONFERENCE	19	19	550	20	350	550
100-10-5131-338	MAYOR-OPERATING EXPENSES	-	-	200	-	150	200
MAYOR TOTAL		11,605	11,541	12,485	7,147	12,431	12,485
CLERK							
100-10-5141-110	CLERK-SALARIES/WAGES	130,823	131,608	133,735	84,131	133,735	138,727
100-10-5141-111	CLERK-OVERTIME	4,021	-	750	176	500	500
100-10-5141-220	CLERK-HEALTH INSURE	18,999	19,260	17,957	12,732	17,957	19,011
100-10-5141-221	CLERK-LIFE INSURANCE	310	324	310	282	425	550
100-10-5141-222	CLERK-RETIREMENT	9,300	8,838	8,742	5,643	8,742	9,467
100-10-5141-223	CLERK-SOC SECURITY	10,477	9,908	10,288	6,537	10,288	10,651
100-10-5141-224	CLERK-SICK LEAVE PO	2,827	2,903	2,984	-	2,984	3,108
100-10-5141-229	CLERK-INCOME CONT	458	681	850	613	900	1,075
100-10-5141-330	CLERK-OFFICE SUPPLY	1,316	933	1,400	734	1,350	1,400
100-10-5141-331	CLERK-TELEPHONE	705	904	1,000	478	1,000	1,000
100-10-5141-333	CLERK-POSTAGE	3,423	3,111	3,500	1,408	3,715	3,600
100-10-5141-334	CLERK-MEMBERSHIP DUE	635	490	800	490	700	800
100-10-5141-335	CLERK-NEWSPAPER PUB.	-	-	-	-	-	-
100-10-5141-336	CLERK-REPAIR/MAINT	8,032	7,760	10,400	3,453	8,500	8,400
100-10-5141-337	CLERK-TRAVEL/CONFERENCE	819	342	720	83	500	720
100-10-5141-338	CLERK-OPERATING EXP	14,249	14,555	17,900	12,872	16,000	17,900
CLERK TOTAL		206,394	201,617	211,335	129,632	207,295	216,910
ELECTIONS							
100-10-5142-110	ELECTIONS-SALARIES/WAGES	17,970	4,513	13,000	7,737	8,000	8,500

2023 Proposed Budget

CITY OF WAUPUN
2023 Budget
General Fund Expenditures

Account Number	Account Title	2020 Actual	2021 Actual	2022 Budget	2022 8 Month Actual	2022 Estimated	2023 Budget
100-10-5142-330	ELECTIONS-OFFICE SUPPLIES	-	-	-	-	-	-
100-10-5142-333	ELECTIONS-POSTAGE	4,881	549	600	2,588	4,600	1,000
100-10-5142-335	ELECTIONS-NEWSPAPER PUB.	339	180	500	222	500	500
100-10-5142-337	ELECTIONS-TRAVEL/CONFERENCE	-	290	500	378	600	500
100-10-5142-338	ELECTIONS-OPERATING EXPENSES	10,567	3,082	7,000	1,494	5,000	5,000
ELECTIONS TOTAL		33,758	8,614	21,600	12,418	18,700	15,500
HUMAN RESOURCES							
100-10-5143-338	HUMAN RESOURCES-OPERATING EXP	29,072	20,627	30,350	35,868	45,000	25,150
HUMAN RESOURCES TOTAL		29,072	20,627	30,350	35,868	45,000	25,150
ADMINISTRATIVE ASSISTANT							
100-10-5151-110	ADM. ASSISTANT-SALARIES/WAGES	39,377	38,969	36,614	23,056	36,614	35,469
100-10-5151-111	ADM. ASSISTANT-OVERTIME	-	-	71	37	71	66
100-10-5151-220	ADM. ASSISTANT-HEALTH INS.	12,254	12,547	11,888	8,555	11,888	12,476
100-10-5151-221	ADM. ASSISTANT-LIFE INSURANCE	43	46	42	29	45	43
100-10-5151-222	ADM. ASSISTANT-RETIREMENT	2,736	2,620	2,385	1,550	2,385	2,416
100-10-5151-223	ADM. ASSISTANT-SOCIAL SECURITY	2,869	2,727	2,806	1,664	2,806	2,718
100-10-5151-229	ADM. ASSISTANT-INCOME CONTINUE	153	221	265	178	265	246
100-10-5151-330	ADM. ASSISTANT-OFFICE SUPPLIES	-	-	-	-	-	-
100-10-5151-331	ADM. ASSISTANT-TELEPHONE	-	-	-	-	-	-
100-10-5151-338	ADM. ASSISTANT-OPERATING EXP	-	-	-	-	-	-
ADMINISTRATIVE ASSISTANT TOTAL		57,433	57,130	54,072	35,069	54,074	53,434
FINANCE							
100-10-5153-110	FINANCE-SALARY/WAGES	61,059	73,979	78,167	49,189	94,796	124,428
100-10-5153-111	FINANCE-OVERTIME	-	-	-	-	-	-
100-10-5153-220	FINANCE-HEALTH INSURE	269	-	-	-	-	19,011
100-10-5153-221	FINANCE-LIFE INS.	30	46	60	39	100	600
100-10-5153-222	FINANCE-RETIREMENT	3,313	3,514	3,567	2,297	6,162	6,785
100-10-5153-223	FINANCE-SOC SECURITY	4,712	5,637	5,980	3,867	7,252	9,519
100-10-5153-229	FINANCE-INCOME CONTINUE	10	-	-	-	-	750
100-10-5153-331	FINANCE-TELEPHONE	80	-	-	-	-	-
100-10-5153-334	FINANCE-DUES/SUBSCRIPTIONS	80	50	120	50	100	185
100-10-5153-337	FINANCE-TRAVEL/CONFERENCE	1,161	240	2,050	655	1,000	2,050
100-10-5153-338	FINANCE-OPERATING EXPENSES	3,498	2,945	17,600	95	4,000	45,871
FINANCE TOTAL		74,211	86,412	107,544	56,191	113,410	209,198
INDEPENDENT AUDITING							
100-10-5157-338	INDEPENDENT AUDITING-OPERATING	53,067	47,674	54,150	41,720	54,000	57,493
INDEPENDENT AUDITING TOTAL		53,067	47,674	54,150	41,720	54,000	57,493
CITY ATTORNEY							
100-10-5161-110	CITY ATTORNEY-SALARIES/WAGES	17,448	17,710	17,995	11,995	17,995	18,532
100-10-5161-223	CITY ATTORNEY-SOCIAL SECURITY	1,335	1,355	1,377	918	1,335	1,418
100-10-5161-338	CITY ATTORNEY-OPERATING EXP	47,910	35,932	64,000	25,332	46,000	63,000
CITY ATTORNEY TOTAL		66,693	54,996	83,372	38,245	65,330	82,949

2023 Proposed Budget

CITY OF WAUPUN
2023 Budget
General Fund Expenditures

Account Number	Account Title	2020 Actual	2021 Actual	2022 Budget	2022 8 Month Actual	2022 Estimated	2023 Budget
CODIFICATION OF ORDINANCES							
100-10-5163-338	COD. OF ORDINANCES-OPERATING	2,310	2,248	2,900	2,140	2,500	2,900
CODIFICATION OF ORDINANCES TOTAL		2,310	2,248	2,900	2,140	2,500	2,900
UNEMPLOYMENT COMP							
100-10-5177-338	UNEMPLOYMENT COMP-OPERATING	4,948	255	3,000	-	500	3,000
UNEMPLOYMENT COMP TOTAL		4,948	255	3,000	-	500	3,000
CITY ADMINISTRATOR							
100-10-5191-110	ADMINISTRATOR-SALARIES/WAGES	64,425	56,101	65,302	40,310	65,302	68,531
100-10-5191-220	ADMINISTRATOR-HEALTH INSURANCE	9,539	8,768	10,100	6,997	10,100	11,407
100-10-5191-221	ADMINISTRATOR-LIFE INSURANCE	194	176	210	170	25	315
100-10-5191-222	ADMINISTRATOR-RETIREMENT	4,372	3,768	4,245	2,699	4,245	4,660
100-10-5191-223	ADMINISTRATOR-SOCIAL SECURITY	4,820	4,036	4,996	3,002	4,996	5,243
100-10-5191-224	ADMINISTRATOR-SICK LEAVE PO	-	-	-	-	-	-
100-10-5191-229	ADMINISTRATOR-INCOME CONTINUAT	336	351	468	303	500	540
100-10-5191-330	ADMINISTRATOR-OFFICE SUPPLIES	232	331	300	181	300	300
100-10-5191-331	ADMINISTRATOR-TELEPHONE	755	570	480	315	550	480
100-10-5191-333	ADMINISTRATOR-POSTAGE	1	4	50	-	25	50
100-10-5191-334	ADMINISTRATOR-DUES/SUBSCRIPT	307	-	250	161	175	175
100-10-5191-335	ADMINISTRATOR-NEWSPAPER PUBLIC	-	-	-	-	-	-
100-10-5191-337	ADMINISTRATOR-TRAVEL/CONFERENC	190	923	1,100	350	1,100	1,100
100-10-5191-338	ADMINISTRATOR-OPERATING EXP	5,600	4,748	1,000	359	1,000	7,000
CITY ADMINISTRATOR TOTAL		90,770	79,775	88,500	54,847	88,317	99,801
CONTINGENCY							
100-10-5193-338	CONTINGENCY-OPERATING	-	-	50,000	-	40,000	50,000
CONTINGENCY TOTAL		-	-	50,000	-	40,000	50,000
PROPERTY & LIABILITY INSURANCE							
100-10-5194-338	PROPERTY & LIABILITY-OPERATING	68,926	111,939	103,514	115,107	113,000	112,288
PROPERTY & LIABILITY INSURANCE TOTAL		68,926	111,939	103,514	115,107	113,000	112,288
EMPLOYEE BONDS							
100-10-5195-338	EMPLOYEE BONDS-OPERATING	429	356	525	499	500	600
EMPLOYEE BONDS TOTAL		429	356	525	499	500	600
WORKERS COMP							
100-10-5196-338	WORKERS COMP-OPERATING	40,567	58,435	87,366	65,525	87,000	75,023
WORKERS COMP TOTAL		40,567	58,435	87,366	65,525	87,000	75,023
INFORMATION TECHNOLOGY							
100-10-5197-331	COMMUNICATIONS	5,097	6,648	6,980	4,253	6,980	7,520
100-10-5197-338	INFO TECHNOLOGY-OPERATING EXP	15,216	17,554	28,261	9,313	25,000	23,861
100-10-5197-800	INFO TECHNOLOGY-CAPITAL OUTLAY	-	-	-	-	-	-
INFORMATION TECHNOLOGY TOTAL		20,313	24,202	35,241	13,566	31,980	31,381

2023 Proposed Budget

CITY OF WAUPUN
2023 Budget
General Fund Expenditures

Account Number	Account Title	2020 Actual	2021 Actual	2022 Budget	2022 8 Month Actual	2022 Estimated	2023 Budget
PRIOR YEAR UNCOLLECTABLE ACCOUNTS							
100-10-5199-338	PRIOR YR UNCOLLECTABLE ACCOUNT	300	-	500	-	200	500
PRIOR YEAR UNCOLLECTABLE ACCOUNTS TOTAL		300	-	500	-	200	500
FIRE & POLICE COMMISSION							
100-10-5210-338	FIRE/POLICE COMM-OPERATING	935	920	1,200	660	1,200	1,200
FIRE & POLICE COMMISSION TOTAL		935	920	1,200	660	1,200	1,200
SEALER OF WEIGHTS & MEAURES							
100-10-5246-338	SEALER WEIGHTS/MEAS-OPERATING	2,800	2,800	2,800	2,800	2,800	2,800
SEALER OF WEIGHTS & MEAURES TOTAL		2,800	2,800	2,800	2,800	2,800	2,800
AMBULANCE							
100-10-5255-338	AMBULANCE-OPERATING EXP	51,950	67,200	71,000	38,500	71,000	66,000
AMBULANCE TOTAL		51,950	67,200	71,000	38,500	71,000	66,000
CELEBRATIONS & ENTERTAINMENT							
100-10-5534-110	CELEB/ENTERTAIN-SALARY/WAGES	6,542	14,682	12,542	11,512	14,320	13,349
100-10-5534-111	CELEB/ENTERTAIN-OVERTIME	688	1,486	2,097	1,564	1,877	2,071
100-10-5534-220	CELEB/ENTERTAIN-HEALTH INS	611	3,796	3,330	3,223	3,971	3,736
100-10-5534-221	CELEB/ENTERTAIN-LIFE INS	6	35	41	37	50	31
100-10-5534-222	CELEB/ENTERTAIN-RETIREMENT	486	1,063	848	785	974	941
100-10-5534-223	CELEB/ENTERTAIN-SOC. SECURITY	528	1,180	1,120	942	1,166	1,180
100-10-5534-224	CELEB/ENTERTAIN-SICK LEAVE PO	-	-	111	-	-	28
100-10-5534-229	CELEB/ENTERTAIN-OTHER BENEFITS	15	78	99	56	65	105
100-10-5534-335	CELEB/ENTERTAIN-NEWSPAPER PUB.	-	-	-	-	-	-
100-10-5534-336	CELEB/ENTERTAIN-TOURISM	253	3,269	3,500	252	2,500	750
100-10-5534-338	CELEB/ENTERTAIN-OPERATING	2,885	15,683	14,700	12,470	13,500	14,700
CELEBRATIONS & ENTERTAINMENT TOTAL		12,014	41,271	38,387	30,840	38,423	36,890
FEMA							
100-10-5555-___	FEMA FLOOD EXPENSES	-	-	-	-	-	-
100-10-5556-___	FEMA STORM EXPENSES	-	-	-	-	-	-
FEMA TOTAL		-	-	-	-	-	-
GENERAL GOVERNMENT TOTAL		880,468	932,174	1,115,653	717,090	1,104,125	1,211,919
RECREATION DEPARTMENT							
MUSEUM							
100-20-5512-331	MUSEUM-TELEPHONE	-	-	-	-	-	-
100-20-5512-332	MUSEUM-UTILITIES	4,260	4,414	4,900	3,444	6,000	6,100
100-20-5512-336	MUSEUM-REPAIRS/MAINTENANCE	-	-	-	-	-	-
100-20-5512-338	MUSEUM-OPERATING EXPENSES	-	-	-	-	-	-
MUSEUM TOTAL		4,260	4,414	4,900	3,444	6,000	6,100
SENIOR CENTER							
100-20-5513-110	SENIOR CENTER-SALARIES/WAGES	28,746	32,303	37,015	23,156	37,015	38,123
100-20-5513-220	SENIOR CENTER-HEALTH INS	9,822	10,912	12,625	8,917	12,625	14,259

2023 Proposed Budget

CITY OF WAUPUN
2023 Budget
General Fund Expenditures

Account Number	Account Title	2020 Actual	2021 Actual	2022 Budget	2022 8 Month Actual	2022 Estimated	2023 Budget
100-20-5513-221	SENIOR CENTER-LIFE INSURANCE	22	28	40	21	40	45
100-20-5513-222	SENIOR CENTER-RETIREMENT	2,009	2,171	2,406	1,550	2,406	2,592
100-20-5513-223	SENIOR CENTER-SOCIAL SECURITY	2,153	2,244	2,832	1,651	2,600	2,916
100-20-5513-229	SENIOR CENTER-INCOME CONTINUE	216	243	400	183	275	425
100-20-5513-330	SENIOR CENTER-OFFICE SUPPLIES	511	316	450	175	350	450
100-20-5513-331	SENIOR CENTER-TELEPHONE	1,031	1,507	360	772	1,250	1,460
100-20-5513-332	SENIOR CENTER-UTILITIES	5,628	5,337	7,800	5,026	8,300	9,200
100-20-5513-333	SENIOR CENTER-POSTAGE	22	-	30	-	30	30
100-20-5513-334	SENIOR CENTER-MEMBERSHIP DUES	-	-	-	-	-	-
100-20-5513-335	SENIOR CENTER-NEWSPAPER PUB.	-	-	-	-	-	-
100-20-5513-337	SENIOR CENTER-TRAV/CONFERENCE	40	-	220	145	220	220
100-20-5513-338	SENIOR CENTER-OPERATING EXP	3,114	2,076	2,550	1,679	2,550	2,550
SENIOR CENTER TOTAL		53,314	57,135	66,728	43,275	67,661	72,271
AQUATIC FACILITY							
100-20-5523-110	AQUATIC FACILITY-SALARIES/WAGE	80,942	93,779	99,444	75,500	95,000	109,075
100-20-5523-111	AQUATIC FACILITY-OVERTIME	1,297	1,083	1,379	2,115	2,170	1,635
100-20-5523-220	AQUATIC FACILITY-HEALTH INS	4,797	5,158	5,504	3,670	5,200	6,028
100-20-5523-221	AQUATIC FACILITY-LIFE INS	21	23	37	16	25	27
100-20-5523-222	AQUATIC FACILITY-PENSION	1,060	1,163	1,240	1,047	1,350	1,319
100-20-5523-223	AQUATIC FACILITY-SOCIAL SECURI	5,077	5,825	6,385	4,773	5,900	6,917
100-20-5523-224	AQUATIC FACILITY-SICK LEAVE PO	-	-	99	-	-	24
100-20-5523-229	AQUATIC FACILITY-INCOME CONTIN	114	115	89	117	170	89
100-20-5523-330	AQUATIC FACILITY-OFFICE SUPPLI	-	-	-	-	-	-
100-20-5523-331	AQUATIC FACILITY-TELEPHONE	16	297	100	-	-	100
100-20-5523-332	AQUATIC FACILITY-UTILITIES	30,047	36,470	37,500	30,446	44,500	44,500
100-20-5523-335	AQUATIC FACILITY-NEWSPAPER PUB	-	-	-	-	-	-
100-20-5523-336	AQUATIC FACILITY-REPAIRS/MAINT	2,504	13,226	10,000	11,380	12,000	9,950
100-20-5523-337	AQUATIC FACILITY-TRAVEL/CONFER	247	325	325	350	350	325
100-20-5523-338	AQUATIC FACILITY-OPERATING EXP	5,117	3,510	4,000	2,223	4,000	4,000
100-20-5523-339	AQUATIC FACILITY-CONCESSION EX	540	5,978	7,000	6,518	6,500	6,700
100-20-5523-340	AQUATIC FACILITY-CHEMICALS	9,552	16,594	17,000	12,966	15,000	16,750
AQUATIC FACILITY TOTAL		141,331	183,546	190,102	151,118	192,165	207,437
RECREATION							
100-20-5525-110	RECREATION-SALARIES/WAGES	15,724	21,298	25,152	22,484	25,152	15,589
100-20-5525-220	RECREATION-HEALTH INS	1,310	2,644	1,683	1,189	1,683	1,901
100-20-5525-221	RECREATION-LIFE INS	3	26	-	3	5	-
100-20-5525-222	RECREATION-RETIREMENT	356	582	321	304	425	346
100-20-5525-223	RECREATION-SOCIAL SECURITY	1,192	1,584	1,924	1,695	1,924	1,193
100-20-5525-229	RECREATION-INCOME CONT	29	78	-	24	-	-
100-20-5525-330	RECREATION-OFFICE SUPPLIES	-	-	-	-	-	-
100-20-5525-332	RECREATION-UTILITIES	35,372	41,971	42,500	24,760	42,500	42,500
100-20-5525-335	RECREATION-NEWSPAPER PUB.	119	-	-	-	-	-
100-20-5525-336	RECREATION-REPAIRS/MAINTENANCE	11,938	13,502	13,000	14,596	15,500	23,000
100-20-5525-337	RECREATION-TRAVEL/CONFERENCE	-	150	150	40	150	150
100-20-5525-338	RECREATION-OPERATING EXPENSES	678	943	3,000	3,565	3,750	1,700
100-20-5525-339	RECREATION-PARKS PROGRAMS	182	2,157	4,000	1,666	2,000	2,500
100-20-5525-800	RECREATION-CAPITAL OUTLAY	-	-	-	-	-	-

CITY OF WAUPUN
2023 Budget
General Fund Expenditures

Account Number	Account Title	2020 Actual	2021 Actual	2022 Budget	2022 8 Month Actual	2022 Estimated	2023 Budget
RECREATION TOTAL		66,902	84,936	91,730	70,326	93,089	88,878
RECREATION DEPARTMENT TOTAL		265,808	330,031	353,460	268,163	358,915	374,686
ASSESSMENT/BUILDING INSPECTION							
ASSESSMENT OF PROPERTY							
100-30-5152-110	BOARD OF REVIEW-SALARIES/WAGES	375	415	500	265	500	500
100-30-5152-331	ASSESSMENT-TELEPHONE	-	-	-	-	-	-
100-30-5152-333	ASSESSMENT-POSTAGE	-	-	-	-	-	-
100-30-5152-338	ASSESSMENT-OPERATING EXPENSES	30,566	30,631	39,613	25,075	39,000	39,375
ASSESSMENT OF PROPERTY TOTAL		30,941	31,046	40,113	25,340	39,500	39,875
BUILDING INSPECTION							
100-30-5241-330	BUILDING INSP-OFFICE SUPPLIES	-	-	-	-	-	-
100-30-5241-331	BUILDING INSP-TELEPHONE	-	-	-	-	-	-
100-30-5241-333	BUILDING INSP-POSTAGE	-	-	-	-	-	-
100-30-5241-335	BUILDING INSP-NEWSPAPER PUB.	-	-	-	-	-	-
100-30-5241-338	BUILDING INSP-OPERATING EXP	-	-	-	-	-	-
BUILDING INSPECTION TOTAL		-	-	-	-	-	-
ASSESSOR/BUILDING INSPECTOR TOTAL		30,941	31,046	40,113	25,340	39,500	39,875
POLICE DEPARTMENT							
POLICE ADMINISTRATION							
100-40-5211-110	POLICE ADM-SALARIES/WAGES	470,045	488,173	514,198	326,193	517,057	532,833
100-40-5211-111	POLICE ADM-OVERTIME	23,322	55,459	11,664	32,330	44,080	28,589
100-40-5211-220	POLICE ADM-HEALTH INSURANCE	89,300	88,887	85,571	60,202	77,164	95,057
100-40-5211-221	POLICE ADM-LIFE INSURANCE	602	641	680	463	680	825
100-40-5211-222	POLICE ADM-RETIREMENT	67,099	67,289	61,233	43,544	63,668	66,500
100-40-5211-223	POLICE ADM-SOCIAL SECURITY	37,857	39,797	39,999	26,948	39,396	42,719
100-40-5211-224	POLICE ADM-SICK LEAVE PO	6,452	5,890	7,222	-	6,600	6,568
100-40-5211-229	POLICE ADM-INCOME CONTINUE	1,238	1,313	1,405	901	1,405	1,525
100-40-5211-330	POLICE ADM-OFFICE SUPPLIES	2,928	2,738	3,400	1,504	3,400	3,400
100-40-5211-331	POLICE ADM-TELEPHONE	14,382	11,376	14,488	6,330	14,488	15,716
100-40-5211-332	POLICE ADM-UTILITIES	12,991	13,926	14,673	9,679	17,000	17,080
100-40-5211-333	POLICE ADM-POSTAGE	1,642	2,013	2,000	1,119	2,000	2,000
100-40-5211-334	POLICE ADM-MEMBERSHIP DUES	905	805	805	845	845	845
100-40-5211-335	POLICE ADM-NEWSPAPER PUB.	-	-	-	-	-	-
100-40-5211-336	POLICE ADM-REPAIRS/MAINTENANCE	1,473	850	1,500	725	1,500	1,500
100-40-5211-337	POLICE ADM-TRAV/CONFERENCE	1,268	1,498	2,500	1,944	2,500	2,500
100-40-5211-338	POLICE ADM-OPERATING EXPENSES	26,205	41,372	34,834	12,762	34,834	36,174
100-40-5211-800	POLICE ADM-CAPITAL OUTLAY	-	-	-	-	-	-
POLICE ADMINISTRATION TOTAL		757,708	822,027	796,171	525,488	826,617	853,830
POLICE PATROL							
100-40-5212-110	POLICE PATROL-SALARIES/WAGES	356,372	334,504	404,749	230,762	380,000	410,117
100-40-5212-111	POLICE PATROL-OVERTIME	198,180	250,953	198,843	109,572	198,843	198,988

2023 Proposed Budget

CITY OF WAUPUN
2023 Budget
General Fund Expenditures

Account Number	Account Title	2020 Actual	2021 Actual	2022 Budget	2022 8 Month Actual	2022 Estimated	2023 Budget
100-40-5212-220	POLICE PATROL-HEALTH INSURANCE	95,584	86,755	90,072	51,750	72,000	86,029
100-40-5212-221	POLICE PATROL-LIFE INSURANCE	489	452	622	316	500	725
100-40-5212-222	POLICE PATROL-RETIREMENT	72,806	66,968	74,152	42,247	68,000	80,049
100-40-5212-223	POLICE PATROL-SOCIAL SECURITY	45,424	43,173	45,830	25,716	42,500	46,252
100-40-5212-224	POLICE PATROL-SICK LEAVE PO	31,423	-	-	-	-	-
100-40-5212-229	POLICE PATROL-INCOME CONTINUE	975	860	1,214	579	1,000	1,082
100-40-5212-336	POLICE PATROL-REPAIRS/MAINT	12,332	9,334	10,000	5,924	10,500	11,517
100-40-5212-337	POLICE PATROL-TRAV/CONFERENCE	155	127	1,000	385	1,000	1,000
100-40-5212-338	POLICE PATROL-OPERATING EXP	35,443	37,613	39,630	26,387	41,000	46,494
POLICE PATROL TOTAL		849,181	830,739	866,111	493,640	815,343	882,253
CRIMINAL INVESTIGATION							
100-40-5213-110	CRIMINAL INVEST-SALARIES/WAGES	308,669	301,096	333,663	210,782	333,663	337,971
100-40-5213-111	CRIMINAL INVEST-OVERTIME	-	-	3,647	161	250	1,991
100-40-5213-220	CRIMINAL INVEST-HEALTH INS	56,769	47,158	54,277	34,606	49,000	54,921
100-40-5213-221	CRIMINAL INVEST-LIFE INSURANCE	347	307	835	233	360	600
100-40-5213-222	CRIMINAL INVEST-RETIREMENT	39,143	34,976	41,020	25,166	39,000	44,497
100-40-5213-223	CRIMINAL INVEST-SOC. SECURITY	25,394	21,729	25,615	15,519	24,500	25,817
100-40-5213-224	CRIMINAL INVEST-SICK LEAVE PO	31,423	-	-	-	-	-
100-40-5213-229	CRIMINAL INVEST-OTHER BENEFITS	599	473	955	376	575	627
100-40-5213-338	CRIMINAL INVEST-OPERATING EXP	6,950	7,262	8,848	3,694	9,000	9,377
CRIMINAL INVESTIGATION TOTAL		469,294	413,002	468,860	290,537	456,348	475,801
EDUCATION & COMMUNITY RELATION							
100-40-5214-110	EDUCATION & CR-SALARIES/WAGES	5,765	5,462	7,521	3,910	6,500	7,620
100-40-5214-111	EDUCATION & CR-OVERTIME	-	-	-	4	4	-
100-40-5214-220	EDUCATION & CR-HEALTH INS	1,059	767	1,122	566	825	1,076
100-40-5214-221	EDUCATION & CR-LIFE INSURANCE	5	4	12	4	6	13
100-40-5214-222	EDUCATION & CR-RETIREMENT	751	631	924	463	725	1,001
100-40-5214-223	EDUCATION & CR-SOCIAL SECURITY	434	393	571	287	450	579
100-40-5214-229	EDUCATION & CR-INCOME CONTIN	11	8	15	7	10	14
100-40-5214-338	EDUCATION & CR-OPERATING EXP	363	2,032	1,800	7	1,800	1,800
EDUCATION & COMMUNITY RELATION TOTAL		8,388	9,298	11,965	5,246	10,320	12,104
POLICE TRAINING							
100-40-5215-110	TRAINING-SALARIES/WAGES	17,293	16,385	20,511	11,729	18,750	20,783
100-40-5215-111	TRAINING-OVERTIME	-	-	-	12	15	-
100-40-5215-220	TRAINING-HEALTH INSURANCE	3,175	2,301	3,061	1,696	2,400	2,935
100-40-5215-221	TRAINING-LIFE INSURANCE	16	13	32	10	16	37
100-40-5215-222	TRAINING-RETIREMENT	2,253	1,894	2,520	1,387	2,200	2,732
100-40-5215-223	TRAINING-SOCIAL SECURITY	1,301	1,179	1,557	860	1,400	1,578
100-40-5215-229	TRAINING-INCOME CONTINUATION	34	24	41	21	30	36
100-40-5215-337	TRAINING-TRAVEL/CONFERENCE	3,813	4,135	9,000	3,232	9,000	9,000
100-40-5215-338	TRAINING-OPERATING EXPENSES	4,477	3,579	8,000	698	8,000	8,000
POLICE TRAINING TOTAL		32,362	29,512	44,722	19,644	41,811	45,101
CROSSING GUARDS							
100-40-5217-110	CROSSING GUARDS-SALARIES/WAGES	3,623	6,577	6,574	3,852	6,574	6,850

2023 Proposed Budget

CITY OF WAUPUN

2023 Budget

General Fund Expenditures

Account Number	Account Title	2020 Actual	2021 Actual	2022 Budget	2022 8 Month Actual	2022 Estimated	2023 Budget
100-40-5217-223	CROSSING GUARDS-SOC SECURITY	291	503	503	295	503	524
CROSSING GUARDS TOTAL		3,914	7,080	7,077	4,147	7,077	7,374
ANIMAL POUND							
100-40-5343-338	ANIMAL POUND-OPERATING EXP	12,000	12,000	12,000	8,000	12,000	12,000
ANIMAL POUND TOTAL		12,000	12,000	12,000	8,000	12,000	12,000
POLICE DEPARTMENT TOTAL		2,132,848	2,123,657	2,206,905	1,346,703	2,169,516	2,288,462
FIRE DEPARTMENT							
EMERGENCY MEDICAL SERVICES							
100-50-5230-1-10	EMR-SALARIES/WAGES	-	12,774	55,020	8,419	47,426	64,155
100-50-5230-2-20	EMR-HEALTH INSURANCE	-	-	3,367	1,683	2,900	5,703
100-50-5230-2-21	EMR-LIFE INSURANCE	-	-	20	10	15	42
100-50-5230-2-22	EMR-RETIREMENT	-	-	2,041	1,017	1,800	3,231
100-50-5230-2-23	EMR-SOCIAL SECURITY	-	977	4,199	594	3,628	4,898
100-50-5230-2-24	EMR-SICK LEAVE PO	-	-	-	-	-	214
100-50-5230-2-29	EMR-INCOME CONTINUATION	-	-	130	62	110	175
100-50-5230-3-30	EMR-OFFICE SUPPLIES	-	-	200	55	200	200
100-50-5230-3-31	EMR-TELEPHONE	-	-	304	-	304	304
100-50-5230-3-34	EMR-MEMBERSHIP DUES	-	-	450	100	450	700
100-50-5230-3-36	EMR-REPAIRS/MAINTENANCE	-	-	500	50	500	500
100-50-5230-3-37	EMR-TRAVEL/CONFERENCE	-	-	1,500	25	1,500	1,500
100-50-5230-3-38	EMR-OPERATING EXPENSES	-	12,356	9,130	21,481	8,130	10,330
EMERGENCY MEDICAL SERVICES TOTAL		-	26,107	76,860	33,496	66,963	91,952
FIRE ADMINISTRATION							
100-50-5231-110	FIRE ADM-SALARIES/WAGES	108,390	85,526	78,860	43,652	78,860	65,089
100-50-5231-220	FIRE ADM-HEALTH INSURANCE	13,897	10,747	15,150	11,047	15,500	11,407
100-50-5231-221	FIRE ADM-LIFE INSURANCE	115	96	90	60	90	88
100-50-5231-222	FIRE ADM-RETIREMENT	11,554	8,625	7,918	5,290	8,100	6,855
100-50-5231-223	FIRE ADM-SOCIAL SECURITY	7,074	5,241	5,014	3,114	5,115	3,961
100-50-5231-224	FIRE ADM-SICK LEAVE PO	1,868	1,947	812	-	2,200	214
100-50-5231-229	FIRE ADM-INCOME CONTINUATION	608	507	501	329	515	370
100-50-5231-330	FIRE ADM-OFFICE SUPPLIES	633	340	600	96	600	600
100-50-5231-331	FIRE ADM-TELEPHONE	2,021	1,709	1,216	-	800	2,144
100-50-5231-332	FIRE ADM-UTILITIES	7,432	7,958	8,300	5,444	9,400	9,400
100-50-5231-333	FIRE ADM-POSTAGE	193	257	200	174	200	200
100-50-5231-334	FIRE ADM-MEMBERSHIP DUES	570	960	1,154	1,065	1,065	1,160
100-50-5231-335	FIRE ADM-NEWSPAPER PUBLICATION	120	-	200	31	100	200
100-50-5231-336	FIRE ADM-REPAIRS/MAINTENANCE	1,006	(254)	900	-	700	900
100-50-5231-337	FIRE ADM-TRAVEL/CONFERENCE	25	691	1,090	175	175	1,090
100-50-5231-338	FIRE ADM-OPERATING EXPENSES	6,492	8,157	6,973	2,972	6,515	31,692
100-50-5231-800	FIRE ADM-CAPITAL OUTLAY	-	-	-	-	-	-
FIRE ADMINISTRATION TOTAL		161,997	132,508	128,979	73,449	129,935	135,370

2023 Proposed Budget

CITY OF WAUPUN
2023 Budget
General Fund Expenditures

Account Number	Account Title	2020 Actual	2021 Actual	2022 Budget	2022 8 Month Actual	2022 Estimated	2023 Budget
FIRE SUPPRESSION							
100-50-5232-110	FIRE SUPPRESSION-SALARIES/WAGE	24,654	52,873	57,593	2,916	57,593	72,439
100-50-5232-220	FIRE SUPPRESSION-HEALTH INSURE	-	62	842	594	842	2,852
100-50-5232-221	FIRE SUPPRESSION-LIFE INSURE	4	5	5	3	6	19
100-50-5232-222	FIRE SUPPRESSION-RETIREMENT	329	331	352	227	352	1,223
100-50-5232-223	FIRE SUPPRESSION-SOC SECURITY	1,908	4,043	4,380	219	4,406	5,499
100-50-5232-229	FIRE SUPPRESSION-INCOME CONT	14	17	22	14	20	68
100-50-5232-331	FIRE SUPPRESSION-TELEPHONE	602	-	-	-	-	-
100-50-5232-336	FIRE SUPPRESSION-REPAIRS/MAINT	23,205	18,680	16,050	9,445	16,050	16,050
100-50-5232-338	FIRE SUPPRESSION-OPERATING EXP	11,480	10,672	11,233	7,116	12,000	11,233
FIRE SUPPRESSION TOTAL		62,197	86,682	90,476	20,534	91,269	109,382
FIRE PREVENTION							
100-50-5233-110	FIRE PREVENTION-SALARIES/WAGES	58,972	24,798	29,522	9,993	26,500	41,707
100-50-5233-220	FIRE PREVENTION-HEALTH INSURE	-	309	4,208	2,972	4,208	7,605
100-50-5233-221	FIRE PREVENTION-LIFE INSURANCE	25	23	25	16	25	50
100-50-5233-222	FIRE PREVENTION-RETIREMENT	1,977	1,666	1,760	1,133	1,760	3,261
100-50-5233-223	FIRE PREVENTION-SOC SECURITY	4,576	1,891	2,165	746	2,027	3,069
100-50-5233-229	FIRE PREVENTION-INCOME CONT	85	88	110	70	110	180
100-50-5233-334	FIRE PREVENTION-MEMBERSHIP DUE	435	435	625	500	625	625
100-50-5233-335	FIRE PREVENTION-NEWSPAPER PUBL	25	119	50	-	119	50
100-50-5233-336	FIRE PREVENTION-REPAIRS/MAINT	-	-	650	-	500	500
100-50-5233-337	FIRE PREVENTION-TRAVEL/CONFER	-	1,056	1,200	-	1,200	1,200
100-50-5233-338	FIRE PREVENTION-OPERATING EXP	575	2,672	3,450	-	2,875	3,450
FIRE PREVENTION TOTAL		66,671	33,056	43,765	15,431	39,949	61,697
FIRE TRAINING							
100-50-5234-110	FIRE TRAINING-SALARIES/WAGES	50,817	46,227	48,693	4,519	49,870	65,235
100-50-5234-220	FIRE TRAINING-HEALTH INSURE	-	124	1,683	1,189	1,700	4,753
100-50-5234-221	FIRE TRAINING-LIFE INSURANCE	13	10	10	7	10	31
100-50-5234-222	FIRE TRAINING-RETIREMENT	988	674	704	453	704	2,038
100-50-5234-223	FIRE TRAINING-SOCIAL SECURITY	3,937	3,535	3,709	338	3,815	4,949
100-50-5234-229	FIRE TRAINING-INCOME CONT	42	36	44	28	40	113
100-50-5234-334	FIRE TRAINING-MEMBERSHIP DUES	60	60	60	60	60	60
100-50-5234-335	FIRE TRAINING-NEWSPAPER PUB.	-	-	-	-	-	-
100-50-5234-337	FIRE TRAINING-TRAV/CONFERENCE	2,555	474	1,500	-	500	1,000
100-50-5234-338	FIRE TRAINING-OPERATING EXP	908	1,224	2,645	1,839	2,235	2,645
FIRE TRAINING TOTAL		59,319	52,363	59,048	8,432	58,934	80,824
CODE/SAFETY COORDINATOR							
100-50-5243-110	CODE/SAFETY-SALARIES/WAGES	5,437	11,022	17,206	7,287	12,000	-
100-50-5243-220	CODE/SAFETY-HEALTH INSURANCE	-	247	3,367	2,378	3,400	-
100-50-5243-221	CODE/SAFETY-LIFE INSURANCE	8	18	20	13	25	-
100-50-5243-222	CODE/SAFETY-RETIREMENT	659	1,298	1,408	906	1,408	-
100-50-5243-223	CODE/SAFETY-SOCIAL SECURITY	427	829	1,316	543	918	-
100-50-5243-224	CODE/SAFETY-SICK LEAVE PO	-	-	406	-	-	-

2023 Proposed Budget

CITY OF WAUPUN
2023 Budget
General Fund Expenditures

Account Number	Account Title	2020 Actual	2021 Actual	2022 Budget	2022 8 Month Actual	2022 Estimated	2023 Budget
100-50-5243-229	CODE/SAFETY-INCOME CONTINUE	28	67	88	56	80	-
100-50-5243-333	CODE/SAFETY-POSTAGE	57	3	25	19	25	-
100-50-5243-334	CODE/SAFETY-MEMBERSHIP DUES	-	-	50	-	-	-
100-50-5243-337	CODE/SAFETY-TRAVEL/CONFERENCE	-	-	-	-	-	-
100-50-5243-338	CODE/SAFETY-OPERATING EXPENSES	-	-	-	4,000	-	-
CODE/SAFETY COORDINATOR TOTAL		6,616	13,484	23,886	15,202	17,856	-
EMERGENCY GOVERNMENT							
100-50-5251-110	EMERGENCY GOVT-SALARIES/WAGES	8,101	32,142	25,529	17,149	26,500	27,559
100-50-5251-220	EMERGENCY GOVT-HEALTH INS	1,544	5,752	5,050	3,914	5,600	5,703
100-50-5251-221	EMERGENCY GOVT-LIFE INSURANCE	9	35	30	21	40	45
100-50-5251-222	EMERGENCY GOVT-RETIREMENT	986	3,770	3,061	2,148	3,500	3,624
100-50-5251-223	EMERGENCY GOVT-SOCIAL SECURITY	592	2,238	1,939	1,254	2,000	2,094
100-50-5251-224	EMERGENCY GOVT-SICK LEAVE PO	-	-	-	-	-	-
100-50-5251-229	EMERGENCY GOVT-INCOME CONTIN	55	220	195	135	205	195
100-50-5251-330	EMERGENCY GOVT-OFFICE SUPPLIES	-	-	300	-	300	300
100-50-5251-331	EMERGENCY GOVT-TELEPHONE	406	134	152	-	152	152
100-50-5251-332	EMERGENCY GOVT-UTILITIES	192	192	200	112	200	200
100-50-5251-333	EMERGENCY GOVT-POSTAGE	-	141	200	143	200	200
100-50-5251-334	EMERGENCY GOVT-MEMBERSHIP DUES	-	-	50	-	50	50
100-50-5251-335	EMERGENCY GOVT-NEWSPAPER PUB.	-	-	-	-	-	-
100-50-5251-336	EMERGENCY GOVT-REPAIRS/MAINT	2,034	1,547	2,140	2,577	2,577	2,500
100-50-5251-337	EMERGENCY GOVT-TRAV/CONFERENCE	409	-	500	320	-	500
100-50-5251-338	EMERGENCY GOVT-OPERATING EXP	260	-	250	160	250	250
EMERGENCY GOVERNMENT TOTAL		14,588	46,171	39,596	27,932	41,574	43,372
FIRE DEPARTMENT TOTAL		371,388	390,371	462,611	194,475	446,480	522,597
PUBLIC WORKS							
BUILDINGS & GROUNDS							
100-70-5410-110	BGMS-SALARIES/WAGES	248,406	231,831	251,501	165,680	246,000	256,964
100-70-5410-111	BGMS-OVERTIME	3,645	2,140	3,862	19,910	21,000	2,997
100-70-5410-220	BGMS-HEALTH INSURANCE	66,191	62,878	68,743	37,784	65,000	71,923
100-70-5410-221	BGMS-LIFE INSURANCE	674	574	827	253	500	601
100-70-5410-222	BGMS-RETIREMENT	16,414	14,585	16,996	9,710	15,000	18,118
100-70-5410-223	BGMS-SOCIAL SECURITY	19,458	16,994	19,535	13,562	20,000	19,887
100-70-5410-224	BGMS-SICK LEAVE PO	1,390	1,579	2,217	-	500	532
100-70-5410-229	BGMS-INCOME CONTINUATION	1,389	1,398	1,985	921	1,425	2,012
100-70-5410-331	BGMS-TELEPHONE	-	-	-	-	-	-
100-70-5410-332	BGMS-UTILITIES	60,099	71,200	66,000	47,140	85,000	85,000
100-70-5410-336	BGMS-REPAIRS/MAINTENANCE	76,660	60,478	72,711	27,446	60,000	63,711
100-70-5410-338	BGMS-OPERATING EXPENSES	71,316	71,435	69,400	40,173	72,500	67,900
100-70-5410-800	BGMS-CAPITAL OUTLAY	-	-	-	-	-	-
BUILDINGS & GROUNDS TOTAL		565,643	535,092	573,777	362,578	586,925	589,645
MACHINERY & EQUIPMENT							
100-70-5411-110	MACHINERY & EQUIP-SALARY/WAGES	91,808	102,417	99,676	57,936	93,000	93,441
100-70-5411-111	MACHINERY & EQUIP-OVERTIME	19	275	552	242	250	409
100-70-5411-220	MACHINERY & EQUIP-HEALTH INS	35,190	34,506	34,893	22,916	35,000	35,535

2023 Proposed Budget

CITY OF WAUPUN
2023 Budget
General Fund Expenditures

Account Number	Account Title	2020 Actual	2021 Actual	2022 Budget	2022 8 Month Actual	2022 Estimated	2023 Budget
100-70-5411-221	MACHINERY & EQUIP-LIFE INS	177	197	328	123	250	218
100-70-5411-222	MACHINERY & EQUIP-RETIREMENT	6,581	6,848	6,736	3,896	6,500	6,589
100-70-5411-223	MACHINERY & EQUIP-SOC SECURITY	7,152	7,528	7,667	4,385	6,300	7,180
100-70-5411-224	MACHINERY & EQUIP-SICK LEAVE P	-	-	879	-	-	194
100-70-5411-229	MACHINERY & EQUIP-INCOME CONT	658	735	787	607	950	732
100-70-5411-336	MACHINERY & EQUIP-REPAIR/MAINT	99,931	89,470	94,000	52,875	94,000	95,500
100-70-5411-337	MACHINERY & EQUIP-TRAV/CONF	-	375	2,000	750	1,000	2,000
100-70-5411-338	MACHINERY & EQUIP-OPERATING	37,781	39,252	55,255	47,694	67,074	65,255
100-70-5411-800	MACHINERY & EQUIP-CAP OUTLAY	-	-	-	-	-	-
MACHINERY & EQUIPMENT TOTAL		279,298	281,602	302,772	191,425	304,324	307,052
GARAGES & SHEDS							
100-70-5412-110	GARAGES/SHEDS-SALARIES/WAGES	1,147	1,466	1,320	1,033	1,500	1,669
100-70-5412-111	GARAGES/SHEDS-OVERTIME	11	-	-	-	-	-
100-70-5412-220	GARAGES/SHEDS-HEALTH INSURANCE	55	-	351	240	500	467
100-70-5412-221	GARAGES/SHEDS-LIFE INSURANCE	0	-	4	3	5	4
100-70-5412-222	GARAGES/SHEDS-RETIREMENT	78	99	89	67	113	118
100-70-5412-223	GARAGES/SHEDS-SOCIAL SECURITY	87	105	101	75	127	128
100-70-5412-224	GARAGES/SHEDS-SICK LEAVE PO	-	-	12	-	-	3
100-70-5412-229	GARAGES/SHEDS-INCOME CONTINUE	1	-	10	6	18	13
100-70-5412-331	GARAGES/SHEDS-TELEPHONE	185	1,247	1,260	757	1,260	1,260
100-70-5412-332	GARAGES/SHEDS-UTILITIES	23,256	22,824	26,000	16,543	27,000	29,000
100-70-5412-336	GARAGES/SHEDS-REPAIRS/MAINT	5,731	2,265	6,753	4,102	6,753	6,753
100-70-5412-338	GARAGES/SHEDS-OPERATING EXP	10,131	8,114	10,100	6,263	10,000	10,500
100-70-5412-800	GARAGES/SHEDS-CAPITAL OUTLAY	-	-	-	-	-	-
GARAGES & SHEDS TOTAL		40,681	36,121	46,000	29,089	47,276	49,914
ENGINEERING & ADMIN							
100-70-5420-110	ENGIN & ADM-SALARIES/WAGES	68,771	69,749	73,079	45,728	73,079	76,687
100-70-5420-111	ENGIN & ADM-OVERTIME	-	-	-	-	-	-
100-70-5420-220	ENGIN & ADM-HEALTH INSURANCE	12,353	12,879	13,467	9,511	13,467	15,209
100-70-5420-221	ENGIN & ADM-LIFE INSURANCE	115	181	240	150	240	260
100-70-5420-222	ENGIN & ADM-RETIREMENT	4,780	4,687	4,750	3,063	4,750	5,215
100-70-5420-223	ENGIN & ADM-SOCIAL SECURITY	5,214	5,078	5,591	3,444	5,591	5,867
100-70-5420-224	ENGIN & ADM SICK LEAVE PO	1,956	2,445	2,124	-	2,124	2,584
100-70-5420-229	ENGIN & ADM-INCOME CONTINUE	209	368	560	350	560	600
100-70-5420-330	ENGIN & ADM-OFFICE EXPENSES	315	515	750	138	750	750
100-70-5420-331	ENGIN & ADM-TELEPHONE	2,093	2,177	4,700	1,231	2,500	3,500
100-70-5420-333	ENGIN & ADM-POSTAGE	385	244	1,000	314	1,000	1,000
100-70-5420-334	ENGIN & ADM-MEMBERSHIP DUES	298	430	430	592	592	430
100-70-5420-335	ENGIN & ADM-NEWSPAPER PUB.	300	372	1,200	1,216	1,304	1,200
100-70-5420-336	ENGIN & ADM-REPAIRS/MAINT	575	-	400	-	400	400
100-70-5420-337	ENGIN & ADM-TRAV/CONFERENCE	125	652	500	-	500	500
100-70-5420-338	ENGIN & ADM-OPERATING EXPENSES	26,104	50,773	55,180	21,334	38,834	41,480
100-70-5420-800	ENGIN & ADM-CAPITAL OUTLAY	-	-	-	-	-	-
ENGINEERING & ADMIN TOTAL		123,592	150,550	163,970	87,070	145,690	155,681

CITY OF WAUPUN
2023 Budget
General Fund Expenditures

Account Number	Account Title	2020 Actual	2021 Actual	2022 Budget	2022 8 Month Actual	2022 Estimated	2023 Budget
STREET MAINTENANCE							
100-70-5431-110	STREET MAINT-SALARIES/WAGES	61,433	62,640	54,129	60,819	85,000	65,409
100-70-5431-111	STREET MAINT-OVERTIME	-	28	276	39	55	136
100-70-5431-220	STREET MAINT-HEALTH INSURANCE	21,217	20,478	17,743	16,744	23,551	38,009
100-70-5431-221	STREET MAINT-LIFE INSURANCE	235	252	178	91	128	153
100-70-5431-222	STREET MAINT-RETIREMENT	4,134	4,144	3,658	1,878	2,945	4,612
100-70-5431-223	STREET MAINT-SOCIAL SECURITY	4,828	4,531	4,162	4,509	6,688	5,014
100-70-5431-224	STREET MAINT-SICK LEAVE PO	3,231	1,981	477	-	-	135
100-70-5431-229	STREET MAINT-INCOME CONTINUE	290	377	427	205	313	512
100-70-5431-330	STREET MAINT-OFFICE SUPPLIES	-	-	-	-	-	-
100-70-5431-336	STREET MAINT-REPAIRS/MAINT	65,628	44,577	67,200	9,741	65,000	52,200
100-70-5431-337	STREET MAINT-TRAV/CONFERENCE	285	300	300	-	300	300
100-70-5431-338	STREET MAINT-OPERATING EXP	-	-	-	-	-	-
100-70-5431-800	STREET MAINT-CAPITAL OUTLAY	-	-	-	-	-	-
STREET MAINTENANCE TOTAL		161,281	139,307	148,550	94,027	183,980	166,481
CURBS & GUTTERS							
100-70-5433-110	CURBS & GUTTERS-SALARIES/WAGES	41	690	7,921	8,249	10,500	12,681
100-70-5433-111	CURBS & GUTTERS-OVERTIME	-	-	-	43	50	-
100-70-5433-220	CURBS & GUTTERS-HEALTH INS	21	190	2,103	1,469	3,133	3,549
100-70-5433-221	CURBS & GUTTERS-LIFE INSURANCE	0	3	26	8	20	30
100-70-5433-222	CURBS & GUTTERS-RETIREMENT	3	47	535	539	859	894
100-70-5433-223	CURBS & GUTTERS-SOC SECURITY	3	50	606	560	903	970
100-70-5433-224	CURBS & GUTTERS-SICK LEAVE PO	-	-	70	-	-	26
100-70-5433-229	CURBS & GUTTERS-INCOME CONTINU	0	3	63	33	77	99
100-70-5433-335	CURBS & GUTTERS-NEWSPAPER PUB.	-	-	-	-	-	-
100-70-5433-336	CURBS & GUTTERS-REPAIRS/MAINT	1,667	385	2,500	1,663	3,500	2,500
100-70-5433-338	CURBS & GUTTERS-OPERATING EXP	-	-	-	-	-	-
100-70-5433-800	CURBS & GUTTERS-CAPITAL OUTALY	-	-	-	-	-	-
CURBS & GUTTERS TOTAL		1,735	1,367	13,824	12,564	19,042	20,750
SNOW & ICE CONTROL							
100-70-5435-110	SNOW/ICE CONT-SALARIES/WAGES	33,703	32,404	44,887	25,374	33,000	36,709
100-70-5435-111	SNOW/ICE CONT-OVERTIME	45,141	46,824	45,409	17,415	28,000	46,319
100-70-5435-220	SNOW/ICE CONT-HEALTH INSURANCE	4,081	20,815	11,918	24,715	30,000	10,275
100-70-5435-221	SNOW/ICE CONT-LIFE INSURANCE	55	241	148	214	300	86
100-70-5435-222	SNOW/ICE CONT-RETIREMENT	5,025	5,106	3,033	3,551	5,326	2,588
100-70-5435-223	SNOW/ICE CONT-SOC SECURITY	5,548	5,529	6,908	3,944	5,916	6,352
100-70-5435-224	SNOW/ICE CONT-SICK LEAVE PO	-	-	396	-	-	76
100-70-5435-229	SNOW/ICE CONT-INCOME CONTINUE	92	417	354	573	110	287
100-70-5435-336	SNOW/ICE CONT-REPAIRS/MAINT	41,802	55,752	56,000	32,854	56,000	57,000
100-70-5435-338	SNOW/ICE CONT-OPERATING EXP	1,009	74	-	-	-	-
SNOW & ICE CONTROL TOTAL		136,456	167,161	169,053	108,640	158,652	159,693
TRAFFIC CONTROL							
100-70-5441-110	TRAFFIC CONT-SALARIES/WAGES	15,387	14,843	17,163	13,560	19,000	15,351
100-70-5441-111	TRAFFIC CONT-OVERTIME	-	150	-	-	-	-
100-70-5441-220	TRAFFIC CONT-HEALTH INSURANCE	4,336	2,743	4,557	3,867	5,067	4,297
100-70-5441-221	TRAFFIC CONT-LIFE INSURANCE	54	31	56	52	65	36
100-70-5441-222	TRAFFIC CONT-RETIREMENT	1,109	1,012	1,160	881	1,200	1,082

2023 Proposed Budget

CITY OF WAUPUN
2023 Budget
General Fund Expenditures

Account Number	Account Title	2020 Actual	2021 Actual	2022 Budget	2022 8 Month Actual	2022 Estimated	2023 Budget
100-70-5441-223	TRAFFIC CONT-SOCIAL SECURITY	1,210	1,079	1,313	971	1,322	1,174
100-70-5441-224	TRAFFIC CONT-SICK LEAVE PO	-	-	151	-	-	32
100-70-5441-229	TRAFFIC CONT-INCOME CONTINUE	96	65	135	76	85	120
100-70-5441-332	TRAFFIC CONT-UTILITIES	3,223	3,079	3,500	1,654	3,300	3,500
100-70-5441-336	TRAFFIC CONT-REPAIRS/MAINT	10,596	10,669	12,200	2,713	12,200	11,100
100-70-5441-338	TRAFFIC CONT-OPERATING EXP	140	-	-	-	-	-
TRAFFIC CONTROL TOTAL		36,151	33,670	40,236	23,773	42,239	36,693
STREET LIGHTING							
100-70-5442-332	STREET LIGHTING-UTILITIES	133,128	130,272	135,000	75,251	133,000	135,000
STREET LIGHTING TOTAL		133,128	130,272	135,000	75,251	133,000	135,000
TREE & BRUSH CONTROL							
100-70-5443-110	TREE/BRUSH CONT-SALARIES/WAGES	33,101	35,091	33,665	20,410	35,000	35,041
100-70-5443-111	TREE/BRUSH CONT-OVERTIME	327	-	552	126	552	272
100-70-5443-220	TREE/BRUSH CONT-HEALTH INS	6,915	6,379	8,939	4,308	9,480	9,808
100-70-5443-221	TREE/BRUSH CONT-LIFE INSURANCE	120	88	111	44	82	82
100-70-5443-222	TREE/BRUSH CONT-RETIREMENT	2,284	2,370	2,275	1,335	2,391	2,471
100-70-5443-223	TREE/BRUSH CONT-SOC SECURITY	2,486	2,528	2,618	1,461	2,619	2,701
100-70-5443-224	TREE/BRUSH CONT-SICK LEAVE PO	-	-	297	-	-	73
100-70-5443-229	TREE/BRUSH CONT-INCOME CONTINU	158	179	266	109	216	274
100-70-5443-336	TREE/BRUSH CONT-REPAIRS/MAINT	10	-	-	-	-	-
100-70-5443-338	TREE/BRUSH CONT-OPERATING EXP	7,527	9,473	12,665	663	12,000	8,665
TREE & BRUSH CONTROL TOTAL		52,927	56,108	61,387	28,454	62,340	59,387
SIDEWALKS & CROSSWALKS							
100-70-5444-110	SIDEWALKS/XWALKS-SALARIES/WAGE	619	4,427	2,640	4,121	5,500	5,006
100-70-5444-111	SIDEWALKS/XWALKS-OVERTIME	-	-	166	-	-	-
100-70-5444-220	SIDEWALKS/XWALKS-HEALTH INS	233	426	701	694	1,094	1,401
100-70-5444-221	SIDEWALKS/XWALKS-LIFE INS	4	8	9	3	8	12
100-70-5444-222	SIDEWALKS/XWALKS-RETIREMENT	42	299	178	268	354	353
100-70-5444-223	SIDEWALKS/XWALKS-SOC SECURITY	46	319	215	297	421	383
100-70-5444-224	SIDEWALKS/XWALKS-SICK LEAVE PO	-	-	23	-	-	10
100-70-5444-229	SIDEWALKS/XWALKS-INCOME CONTIN	7	12	21	17	30	39
100-70-5444-336	SIDEWALKS/XWALKS-REPAIRS/MAINT	2,190	2,201	1,900	256	1,900	1,900
100-70-5444-338	SIDEWALKS/XWALKS-OPERATING EXP	-	6,791	8,000	1,136	9,136	13,000
100-70-5444-800	SIDEWALKS/XWALKS-CAPITAL OUTLA	-	-	-	-	-	-
SIDEWALKS & CROSSWALKS TOTAL		3,140	14,482	13,853	6,792	18,443	22,104
BUILDING ROADS							
100-70-5475-338	RECYCLING-OPERATING EXPENSES	-	-	-	-	-	-
BUILDING ROADS TOTAL		-	-	-	-	-	-
WEED CONTROL							
100-70-5613-110	WEED CONTROL-SALARIES/WAGES	7,137	11,140	10,562	7,571	10,600	10,679
100-70-5613-111	WEED CONTROL-OVERTIME	-	-	-	-	650	-
100-70-5613-220	WEED CONTROL-HEALTH INSURANCE	2,529	2,698	2,804	2,451	3,869	2,989
100-70-5613-221	WEED CONTROL-LIFE INSURANCE	38	46	35	34	65	25
100-70-5613-222	WEED CONTROL-RETIREMENT	482	752	714	492	799	753
100-70-5613-223	WEED CONTROL-SOCIAL SECURITY	517	805	808	548	888	817
100-70-5613-224	WEED CONTROL-SICK LEAVE PO	-	-	93	-	-	22

2023 Proposed Budget

CITY OF WAUPUN
2023 Budget
General Fund Expenditures

Account Number	Account Title	2020 Actual	2021 Actual	2022 Budget	2022 8 Month Actual	2022 Estimated	2023 Budget
100-70-5613-229	WEED CONTROL-INCOME CONTINUE	65	71	83	54	90	84
100-70-5613-336	WEED CONTROL-REPAIRS/MAINT	-	-	-	624	-	-
100-70-5613-338	WEED CONTROL-OPERATING EXP	1,705	4,384	2,450	5,757	7,009	4,000
WEED CONTROL TOTAL		12,473	19,897	17,549	17,531	23,970	19,369
PUBLIC WORKS TOTAL		1,546,506	1,565,630	1,685,971	1,037,195	1,725,881	1,721,767
CONSERVATION & DEVELOPMENT							
LAND USE PLANNING							
100-80-5632-110	LAND USE PLAN-SALARIES/WAGES	220	80	300	-	-	-
LAND USE PLANNING TOTAL		220	80	300	-	-	-
ECONOMIC DEVELOPMENT							
100-80-5670-110	ECONOMIC DEV-SALARIES/WAGES	76,266	75,778	73,864	41,059	74,580	11,422
100-80-5670-111	ECONOMIC DEV-OVERTIME	377	-	-	-	-	-
100-80-5670-220	ECONOMIC DEV-HEALTH INSURANCE	10,144	10,111	10,200	6,400	11,000	1,901
100-80-5670-221	ECONOMIC DEV-LIFE INSURANCE	145	156	170	128	200	52
100-80-5670-222	ECONOMIC DEV-RETIREMENT	5,341	5,085	4,801	2,767	5,400	777
100-80-5670-223	ECONOMIC DEV-SOCIAL SECURITY	5,867	5,567	5,651	3,151	5,600	874
100-80-5670-224	ECONOMIC DEV-SICK LEAVE PO	-	-	-	-	-	-
100-80-5670-229	ECONOMIC DEV-INCOME CONTINUAT	498	500	537	328	550	90
100-80-5670-330	ECONOMIC DEV-OFFICE SUPPLIES	317	228	250	138	250	250
100-80-5670-331	ECONOMIC DEV-TELEPHONE	-	-	-	-	-	-
100-80-5670-333	ECONOMIC DEV-POSTAGE	-	-	-	-	-	-
100-80-5670-334	ECONOMIC DEV-DUES/SUBSCRIPT	995	540	1,420	455	1,420	1,325
100-80-5670-335	ECONOMIC DEV-NEWSPAPER PUB	-	-	-	-	-	-
100-80-5670-337	ECONOMIC DEV-TRAVEL/CONFERENC	1,386	1,081	2,970	-	2,250	2,970
100-80-5670-338	ECONOMIC DEV-OPERATING EXP	10,991	15,081	17,500	10,013	13,000	17,500
ECONOMIC DEVELOPMENT TOTAL		112,326	114,128	117,363	64,438	114,250	37,161
CONSERVATION & DEVELOPMENT		112,546	114,208	117,663	64,438	114,250	37,161
OTHER FINANCING USES							
100-10-5950-6-01	TRANSFER TO TIF #5	95,000	51,000	-	-	-	-
100-10-5950-6-02	TRANSFER TO FUND 409	-	-	-	-	-	-
100-10-5950-6-03	TRANSFER TO TIF #4	-	-	-	-	-	-
100-10-5950-6-04	TRANSFER TO TAXI GRANT FUND	-	-	-	-	-	-
100-10-5950-6-05	TRANSFER TO ERF	-	100,000	-	-	-	-
100-10-5950-6-06	TRANSFER TO CAPITAL PROJECTS	360,000	79,000	280,000	-	280,000	680,000
		455,000	230,000	280,000	-	280,000	680,000
GENERAL FUND GRAND TOTAL		5,795,505	5,717,116	6,262,375	3,653,404	6,238,667	6,876,467

2023 Proposed Budget

CITY OF WAUPUN
2023 Budget

TRUST FUNDS

	2020 Actual	2021 Actual	2022 Budget	2022 8 Month Actual	2022 Estimated	2023 Budget
REVENUES						
Intergovernmental	\$ -	\$ -	\$ -	\$ -	\$ -	\$ -
Investment Income	223	180	30	6	10	75
Miscellaneous Revenues	-	-	-	-	-	-
TOTAL REVENUES	223	180	30	6	10	75
EXPENDITURES						
Brooks Fund	-	75,000	-	-	-	-
Library Trust Funds	-	-	-	-	-	-
Library Systems Fund	-	-	-	-	-	-
Other Financing Uses						
Unrealized gains (losses) on investments	-	-	-	-	-	-
Transfers Out	-	-	-	-	-	-
TOTAL EXPENDITURES	-	75,000	-	-	-	-
NET CHANGE IN FUND BALANCE	223	(74,820)	30	6	10	75
FUND BALANCE - BEGINNING OF YEAR	107,693	107,917	33,097	33,097	33,097	33,107
FUND BALANCE - END OF YEAR	\$ 107,917	\$ 33,097	\$ 33,127	\$ 33,103	\$ 33,107	\$ 33,182

Draft

2023 Proposed Budget

CITY OF WAUPUN
2023 Budget
Trust Funds

Account Number	Account Title	2020 Actual	2021 Actual	2022 Budget	2022 8 Month Actual	2022 Estimated	2023 Budget
TRUST FUNDS							
REVENUES							
200-43-4345-0-00	ST AID-WINNEFOX/MID-WISC	\$ -	\$ -	\$ -	\$ -	\$ -	\$ -
200-43-4367-0-00	COUNTY LIBRARY CONTRIBUTION	-	-	-	-	-	-
200-48-4811-0-00	INTEREST REVENUE	223	180	30	6	10	75
200-48-4816-0-00	DIVIDEND REVENUE	-	-	-	-	-	-
200-49-4975-0-00	UNREALIZED GAIN ON INVESTMENTS	-	-	-	-	-	-
200-48-4861-0-00	GRANTS AND DONATIONS	-	-	-	-	-	-
	TOTAL REVENUES	<u>223</u>	<u>180</u>	<u>30</u>	<u>6</u>	<u>10</u>	<u>75</u>
EXPENDITURES							
200-80-5502-3-38	BROOKS FUND-EXPENSES	-	75,000	-	-	-	-
200-80-5503-1-10	LIBRARY SYSTEMS-SALARIES/WAGES	-	-	-	-	-	-
200-80-5503-2-23	LIBRARY SYSTEMS-FICA	-	-	-	-	-	-
200-80-5503-3-38	LIBRARY SYSTEMS FUND-EXPENSES	-	-	-	-	-	-
200-80-5504-3-38	LIBRARY TRUST FUND-EXPENSES	-	-	-	-	-	-
200-80-5507-3-38	OPERATING TRANSFER OUT-DSF	-	-	-	-	-	-
200-80-5590-3-38	UNREALIZED LOSS ON INVESTMENTS	-	-	-	-	-	-
200-80-5950-3-38	OPERATING TRANS OUT-LIBR TO GF	-	-	-	-	-	-
200-80-5960-3-38	OPERATING TRANS OUT - CAPITAL	-	-	-	-	-	-
200-80-5970-3-38	OPERATING TRANS OUT - LIBRARY	-	-	-	-	-	-
	TOTAL EXPENDITURES	<u>-</u>	<u>75,000</u>	<u>-</u>	<u>-</u>	<u>-</u>	<u>-</u>
TRUST FUNDS TOTAL		<u>\$ 223</u>	<u>\$ (74,820)</u>	<u>\$ 30</u>	<u>\$ 6</u>	<u>\$ 10</u>	<u>\$ 75</u>

Draft

2023 Proposed Budget

CITY OF WAUPUN
2023 Budget

LIBRARY FUND

	2020 Actual	2021 Actual	2022 Budget	2022 8 Month Actual	2022 Estimated	2023 Budget
REVENUES						
General Property Taxes	\$ 519,150	\$ 516,792	\$ 516,792	\$ 516,792	\$ 516,792	\$ 516,792
Intergovernmental	193,401	223,137	208,879	217,469	217,469	213,938
Miscellaneous Revenues	22,279	18,350	10,500	17,398	19,022	9,400
Unrealized gains (losses) on investments	(6,362)	5,027	-	-	-	-
Transfers In	-	-	-	-	-	-
TOTAL REVENUES	<u>728,468</u>	<u>763,306</u>	<u>736,171</u>	<u>751,659</u>	<u>753,283</u>	<u>740,130</u>
EXPENDITURES						
Personnel wages and benefits	477,647	483,965	515,837	320,672	510,984	519,796
Operating expenses	169,718	239,286	220,334	142,553	218,236	220,334
Other Financing Uses						
Unrealized gains (losses) on investments						
Transfers Out	-	38,000	-	57,000	57,000	-
TOTAL EXPENDITURES	<u>647,365</u>	<u>761,251</u>	<u>736,171</u>	<u>520,225</u>	<u>786,220</u>	<u>740,130</u>
NET CHANGE IN FUND BALANCE	81,103	2,055	-	231,435	(32,937)	-
FUND BALANCE - BEGINNING OF YEAR	406,772	487,875	489,930	489,930	489,930	456,993
FUND BALANCE - END OF YEAR	<u>\$ 487,875</u>	<u>\$ 489,930</u>	<u>\$ 489,930</u>	<u>\$ 721,365</u>	<u>\$ 456,993</u>	<u>\$ 456,993</u>

Draft

2023 Proposed Budget

CITY OF WAUPUN
2023 Budget
Library Fund

Account Number	Account Title	2020	2021	2022	2022	2022	2023
		Actual	Actual	Budget	8 Month Actual	Estimated	Budget
LIBRARY FUND							
REVENUES							
210-41-4111-0-00	GENERAL PROPERTY TAXES	\$ 519,150	\$ 516,792	\$ 516,792	\$ 516,792	\$ 516,792	\$ 516,792
210-43-4367-0-00	COUNTY APPROPRIATION	193,401	223,137	208,879	217,469	217,469	213,938
210-46-4671-0-00	FEES-LIBRARY	1,632	944	1,200	1,007	1,200	1,200
210-48-4811-0-00	INTEREST REVENUE	1,645	270	1,500	2,756	3,000	400
210-48-4816-0-00	DIVIDEND REVENUE	2,589	2,642	1,800	1,414	2,600	1,800
210-48-4850-000	LIBRARY TRUST DONATIONS	-	9,131	-	7,222	7,222	-
210-48-4861-0-00	GRANTS AND DONATIONS	16,413	5,363	6,000	5,000	5,000	6,000
210-49-4920-0-00	OPERATING TRANSFERS IN	-	-	-	-	-	-
210-49-4975-0-00	UNREALIZED GAIN ON INVESTMENTS	(6,362)	5,027	-	-	-	-
TOTAL REVENUES		<u>728,468</u>	<u>763,306</u>	<u>736,171</u>	<u>751,659</u>	<u>753,283</u>	<u>740,130</u>
EXPENDITURES							
210-60-5504-3-38	LIBRARY-TRUST OPERATING EXPENS	6,438	-	-	7,298	7,298	-
210-60-5504-8-00	LIBRARY-TRUST CAPITAL EXPENSES	-	31,594	-	-	-	-
210-60-5511-1-10	LIBRARY-SALARIES/WAGES	367,880	381,735	401,953	247,547	397,000	416,423
210-60-5511-1-11	LIBRARY-OVERTIME	-	-	-	-	-	-
210-60-5511-2-20	LIBRARY-HEALTH INSURANCE	56,931	48,986	54,576	40,622	57,851	45,817
210-60-5511-2-21	LIBRARY-LIFE INSURANCE	768	830	791	529	791	791
210-60-5511-2-22	LIBRARY-RETIREMENT	19,898	19,605	19,992	11,888	19,992	20,592
210-60-5511-2-23	LIBRARY-SOCIAL SECURITY	28,019	28,275	30,750	18,749	30,750	31,673
210-60-5511-2-24	LIBRARY-SICK LEAVE PO	2,822	2,864	3,000	-	3,000	3,000
210-60-5511-2-29	LIBRARY-INCOME CONTINUATION	1,330	1,671	1,500	1,337	1,600	1,500
210-60-5511-3-30	LIBRARY-OFFICE SUPPLIES	10,969	13,407	21,000	11,113	20,000	20,000
210-60-5511-3-31	LIBRARY-TELECOMMUNICATIONS	3,865	3,081	4,000	2,164	3,900	4,000
210-60-5511-3-32	LIBRARY-UTILITIES	22,103	25,390	23,000	18,768	23,000	23,000
210-60-5511-3-33	LIBRARY-POSTAGE	659	1,457	1,600	940	1,600	1,600
210-60-5511-3-34	LIBRARY-MEMBERSHIP FEES	1,154	939	2,500	861	2,500	2,500
210-60-5511-3-35	LIBRARY-PUBLICATIONS/PROMOTION	3,644	3,223	7,000	2,693	5,000	7,000
210-60-5511-3-36	LIBRARY-REPAIRS/MAINTENANCE	3,707	5,592	6,000	4,204	5,358	6,000
210-60-5511-3-37	LIBRARY-TRAVEL/CONFERENCE	337	175	2,500	751	1,500	2,500
210-60-5511-3-38	LIBRARY-AUTOMATION/TECHNOLOGY	32,533	33,412	33,000	20,504	33,000	33,000
210-60-5511-3-39	LIBRARY-BOOKS	48,666	68,269	61,009	38,859	60,000	60,734
210-60-5511-3-40	LIBRARY-AUDIOVISUAL	9,247	15,916	19,000	7,675	15,000	19,000
210-60-5511-3-41	LIBRARY-PERIODICALS	7,004	6,046	7,000	4,933	6,000	7,000
210-60-5511-3-42	LIBRARY-DATABASES	8,235	11,621	14,000	10,451	12,000	12,000
210-60-5511-3-43	LIBRARY-FURNISHINGS REPLACEMNT	6,435	8,440	8,000	-	8,080	8,000
210-60-5511-3-44	LIBRARY-PROGRAMMING	3,011	9,155	11,500	9,771	11,500	11,500
210-60-5511-3-45	LIBRARY-MISCELLANEOUS	1,711	1,570	2,500	1,568	2,500	2,500
210-80-5960-338	OPERATING TRANSFER OUT-CAPITAL	-	38,000	-	57,000	57,000	-
TOTAL EXPENDITURES		<u>647,365</u>	<u>761,251</u>	<u>736,171</u>	<u>520,225</u>	<u>786,220</u>	<u>740,130</u>
		<u>\$ 81,103</u>	<u>\$ 2,055</u>	<u>\$ -</u>	<u>\$ 231,435</u>	<u>\$ (32,937)</u>	<u>\$ -</u>

2023 Proposed Budget

CITY OF WAUPUN
2023 Budget

GRANTS & DONATIONS FUND

	<u>2020 Actual</u>	<u>2021 Actual</u>	<u>2022 Budget</u>	<u>2022 8 Month Actual</u>	<u>2022 Estimated</u>	<u>2023 Budget</u>
REVENUES						
Miscellaneous Revenues	70,132	112,833	6,000	25,349	31,722	6,010
TOTAL REVENUES	<u>70,132</u>	<u>112,833</u>	<u>6,000</u>	<u>25,349</u>	<u>31,722</u>	<u>6,010</u>
EXPENDITURES						
Operating Expenses	57,447	110,751	6,000	40,867	59,756	6,000
TOTAL EXPENDITURES	<u>57,447</u>	<u>110,751</u>	<u>6,000</u>	<u>40,867</u>	<u>59,756</u>	<u>6,000</u>
NET CHANGE IN FUND BALANCE	12,685	2,082	-	(15,518)	(28,034)	10
FUND BALANCE - BEGINNING OF YEAR	<u>5,428</u>	<u>18,113</u>	<u>20,195</u>	<u>20,195</u>	<u>20,195</u>	<u>(7,839)</u>
FUND BALANCE - END OF YEAR	<u>\$ 18,113</u>	<u>\$ 20,195</u>	<u>\$ 20,195</u>	<u>\$ 4,676</u>	<u>\$ (7,839)</u>	<u>\$ (7,829)</u>

Draft

2023 Proposed Budget

CITY OF WAUPUN
2023 Budget
Grants and Donations Fund

Account Number	Account Title	2020 Actual	2021 Actual	2022 Budget	2022 8 Month Actual	2022 Estimated	2023 Budget
GRANTS AND DONATIONS FUND							
REVENUES							
220-48-4811-0-00	INTEREST REVENUE K9	\$ -	\$ -	\$ -	\$ -	\$ 8	\$ 10
220-48-4850-0-01	GRANTS-RURAL AGING PROJECT	39,902	81,383	-	-	-	-
220-48-4850-0-02	GRANTS-CVMIC SAFETY PROGRAM	5,000	5,000	5,000	5,000	5,000	5,000
220-48-4850-0-03	DONATIONS-POLICE DEPT	-	1,050	-	1,000	1,010	-
220-48-4850-0-04	GRANTS/DONAT-FIRE DEPT PVT ORG	8,012	13,679	-	13,825	13,825	-
220-48-4850-0-05	GRANTS-REC DEPT PVT ORG GRANT	5,470	-	-	999	999	-
220-48-4850-0-06	GRANTS-SENIOR CTR PVT ORG GRNT	500	100	-	1,500	1,500	-
220-48-4850-0-07	DONATIONS-ECONOMIC DEVELOPMENT	1,000	1,000	1,000	1,000	1,000	1,000
220-48-4850-0-08	DONATIONS-REC DEPT KAYAK LAUNC	10,249	21	-	600	600	-
220-48-4850-0-09	DONATIONS-MCCUNE IMPROVEMENTS	-	4,600	-	-	-	-
220-48-4850-0-10	GRANTS/DONAT-EMR SVCS PVT ORG	-	6,000	-	-	-	-
220-48-4850-0-11	GRANTS/DONATIONS-BIKE RODEO	-	-	-	625	625	-
220-48-4850-0-12	DONATIONS-SHALER VETERAN'S MEM	-	-	-	-	-	-
220-48-4850-0-13	GRANT/DONATIONS-POLICE K9	-	-	-	800	6,955	-
220-48-4850-0-14	DONATIONS-SIGN REFACING	-	-	-	-	200	-
TOTAL REVENUES		<u>70,132</u>	<u>112,833</u>	<u>6,000</u>	<u>25,349</u>	<u>31,722</u>	<u>6,010</u>
EXPENDITURES							
220-10-5140-4-00	GEN GOV'T-CVMIC SAFETY PGM EXP	747	2,517	-	5,000	5,000	-
220-20-5513-3-38	SENIOR CENTER EXPENSE	-	489	-	62	62	-
220-20-5520-3-38	RECREATION-PARK EXPENSE	6,569	2,340	-	2,281	2,281	-
220-20-5525-3-38	RECREATION-CVMIC SAFETY PGM EX	2,265	-	-	-	-	-
220-20-5540-3-38	RECREATION-KAYAK LAUNCH EXPENS	-	10,270	-	-	-	-
220-20-5550-3-38	RECREATION-MCCUNE IMPRVMT EXP	-	1,566	-	-	-	-
220-20-5560-3-38	RECREATION-SHALER VETERANS EXP	-	-	-	1,494	16,236	-
220-40-5210-3-38	POLICE-CVMIC SAFETY PGM EXP	767	-	5,000	-	-	5,000
220-40-5211-3-38	POLICE-DONATION RELATED EXPENS	-	-	-	2,050	2,050	-
220-40-5212-3-38	POLICE-POLICE K9 EXPENSE	-	-	-	16,721	18,134	-
220-40-5214-3-38	POLICE-BIKE RODEO EXPENSES	-	-	-	625	625	-
220-50-5212-3-38	FIRE-CVMIC SAFETY PGM EXP	395	-	-	-	-	-
220-50-5230-3-38	EMR-PVT ORG GRANT/DONATN EXP	-	5,824	-	176	176	-
220-50-5231-3-38	FIRE-PVT ORG GRANT/DONATN EXP	5,977	3,880	-	12,458	15,103	-
220-54-5460-1-10	RURAL AGING-SALARIES/WAGES	27,550	28,950	-	-	-	-
220-54-5460-1-11	RURAL AGING-OVERTIME	-	-	-	-	-	-
220-54-5460-2-20	RURAL AGING-HEALTH INSURANCE	4,311	4,270	-	-	-	-
220-54-5460-2-21	RURAL AGING-LIFE INSURANCE	24	43	-	-	-	-
220-54-5460-2-22	RURAL AGING-RETIREMENT	1,887	1,983	-	-	-	-
220-54-5460-2-23	RURAL AGING-SOCIAL SECURITY	2,080	2,138	-	-	-	-
220-54-5460-2-24	RURAL AGING-SICK LEAVE PO	-	-	-	-	-	-
220-54-5460-2-29	RURAL AGING-INCOME CONTINUATIO	195	216	-	-	-	-
220-54-5460-3-32	RURAL AGING OVERHEAD-UTILITIES	2,294	4,679	-	-	-	-
220-54-5460-3-38	RURAL AGING-OPERATING EXPENSE	1,560	39,105	-	-	-	-
220-70-5410-3-38	DPW-CVMIC SAFETY PGM EXP	827	2,483	-	-	-	-
220-70-5420-3-38	DPW-PSC GRANT EXPENSES	-	-	-	-	-	-
220-70-5430-3-38	SIGN REFACING EXPENSES	-	-	-	-	-	-
220-80-5670-3-38	ECONOMIC DEVELOPMENT EXPENSE	-	-	1,000	-	89	1,000
TOTAL EXPENDITURES		<u>57,447</u>	<u>110,751</u>	<u>6,000</u>	<u>40,867</u>	<u>59,756</u>	<u>6,000</u>
TRUST FUNDS TOTAL		<u>\$ 12,685</u>	<u>\$ 2,082</u>	<u>\$ -</u>	<u>\$ (15,518)</u>	<u>\$ (28,034)</u>	<u>\$ 10</u>

2023 Proposed Budget

CITY OF WAUPUN
2023 Budget

Building Inspection Fund

	2020 Actual	2021 Actual	2022 Budget	2022 8 Month Actual	2022 Estimated	2023 Budget
REVENUES						
General Property Taxes	\$ -	\$ -	\$ -	\$ -	\$ -	\$ -
Permits & Fees	91,756	81,629	67,200	83,761	102,400	84,150
Miscellaneous Revenues	-	-	-	-	-	-
TOTAL REVENUES	91,756	81,629	67,200	83,761	102,400	84,150
EXPENDITURES						
Operating expenses	82,774	74,596	68,018	65,265	101,458	86,816
Other Financing Uses						
Unrealized gains (losses) on investments						
Transfers Out						
TOTAL EXPENDITURES	82,774	74,596	68,018	65,265	101,458	86,816
NET CHANGE IN FUND BALANCE	8,982	7,033	(818)	18,495	942	(2,666)
FUND BALANCE - BEGINNING OF YEAR	-	8,982	16,015	16,015	16,015	16,957
FUND BALANCE - END OF YEAR	\$ 8,982	\$ 16,015	\$ 15,197	\$ 34,510	\$ 16,957	\$ 14,291

Draft

2023 Proposed Budget

CITY OF WAUPUN
2023 Budget
Building Inspection Fund

Account Number	Account Title	2020 Actual	2021 Actual	2022 Budget	2022 8 Month Actual	2022 Estimated	2023 Budget
BUILDING INSPECTION FUND							
REVENUES							
230-41-4111-0-00	GENERAL PROPERTY TAXES-BLDG IN	\$ -	\$ -	\$ -	\$ -	\$ -	\$ -
230-44-4431-0-00	PERMITS-BUILDING	89,321	78,144	65,000	81,706	100,000	75,000
230-46-4615-0-00	FEES-ZONING/OCCUPANCY	2,435	3,485	2,200	2,055	2,400	9,150
230-48-4811-0-00	INTEREST INCOME-BLDG INSP	-	-	-	-	-	-
	TOTAL REVENUES	<u>91,756</u>	<u>81,629</u>	<u>67,200</u>	<u>83,761</u>	<u>102,400</u>	<u>84,150</u>
EXPENDITURES							
230-30-5241-1-10	BUILDING INSP-SALARIES/WAGES	-	-	2,592	1,471	2,592	8,107
230-30-5241-1-11	BUILDING INSP-OVERTIME	-	-	5	-	5	15
230-30-5241-2-20	BUILDING INSP-HEALTH INSURANCE	-	-	842	482	842	2,852
230-30-5241-2-21	BUILDING INSP-LIFE INSURANCE	-	-	3	2	3	10
230-30-5241-2-22	BUILDING INSP-RETIREMENT	-	-	169	96	169	552
230-30-5241-2-23	BUILDING INSP-SOCIAL SECURITY	-	-	199	103	199	621
230-30-5241-2-29	BUILDING INSP-INCOME CONTINUAT	-	-	19	11	19	56
230-30-5241-3-30	BUILDING INSP-OFFICE SUPPLIES	31	23	100	82	100	100
230-30-5241-3-33	BUILDING INSP-POSTAGE	179	216	250	155	250	250
230-30-5241-3-38	BUILDING INSP-OPERATING EXP	82,564	74,357	63,840	62,864	97,280	74,252
	TOTAL EXPENDITURES	<u>82,774</u>	<u>74,596</u>	<u>68,018</u>	<u>65,265</u>	<u>101,458</u>	<u>86,816</u>
		<u>\$ 8,982</u>	<u>\$ 7,033</u>	<u>\$ (818)</u>	<u>\$ 18,495</u>	<u>\$ 942</u>	<u>\$ (2,666)</u>

Draft

2023 Proposed Budget

CITY OF WAUPUN
2023 Budget
ARPA Fund

ARPA FUND

	2020 Actual	2021 Actual	2022 Budget	2022 8 Month Actual	2022 Estimated	2023 Budget
REVENUES						
Intergovernmental Revenues	-	-	26,840	-	-	-
Miscellaneous Revenues	-	166	500	4,905	8,000	7,500
TOTAL REVENUES	-	166	27,340	4,905	8,000	7,500
EXPENDITURES						
Operating Expenses	-	-	26,840	-	-	-
TOTAL EXPENDITURES	-	-	26,840	-	-	-
NET CHANGE IN FUND BALANCE	-	166	500	4,905	8,000	7,500
FUND BALANCE - BEGINNING OF YEAR	-	-	166	166	166	8,166
FUND BALANCE - END OF YEAR	\$ -	\$ 166	\$ 666	\$ 5,071	\$ 8,166	\$ 15,666

Draft

2023 Proposed Budget

CITY OF WAUPUN
2023 Budget
ARPA Fund

Account Number	Account Title	2020 Actual	2021 Actual	2022 Budget	2022 8 Month Actual	2022 Estimated	2023 Budget
ARPA FUND							
REVENUES							
240-43-4351-0-00	FED GRANT (PD BY STATE)-ARPA	\$ -	\$ -	\$ 26,840	\$ -	\$ -	\$ -
240-48-4811-0-00	INTEREST INCOME-ARPA	-	166	500	4,905	8,000	7,500
		-	-	-	-	-	-
	TOTAL REVENUES	<u>-</u>	<u>166</u>	<u>27,340</u>	<u>4,905</u>	<u>8,000</u>	<u>7,500</u>
EXPENDITURES							
240-40-5211-338	ARPA-POLICE OPERATING EXP	-	-	-	-	-	-
240-80-5670-1-10	ARPA-SALARIES/WAGES	-	-	21,231	-	-	-
240-80-5670-1-11	ARPA-OVERTIME	-	-	-	-	-	-
240-80-5670-2-20	ARPA-HEALTH INSURANCE	-	-	2,427	-	-	-
240-80-5670-2-21	ARPA-LIFE INSURANCE	-	-	21	-	-	-
240-80-5670-2-22	ARPA-RETIREMENT	-	-	1,380	-	-	-
240-80-5670-2-23	ARPA-SOCIAL SECURITY	-	-	1,624	-	-	-
240-80-5670-2-24	ARPA-SICK LEAVE PO	-	-	-	-	-	-
240-80-5670-2-29	ARPA-INCOME CONTINUAT	-	-	158	-	-	-
240-40-5211-338	ARPA-POLICE OPERATING EXP	-	-	-	-	-	-
		-	-	-	-	-	-
	TOTAL EXPENDITURES	<u>-</u>	<u>-</u>	<u>26,840</u>	<u>-</u>	<u>-</u>	<u>-</u>
TRUST FUNDS TOTAL		<u>\$ -</u>	<u>\$ 166</u>	<u>\$ 500</u>	<u>\$ 4,905</u>	<u>\$ 8,000</u>	<u>\$ 7,500</u>

Draft

2023 Proposed Budget

CITY OF WAUPUN
2023 Budget
Affordable Housing Fund

AFFORDABLE HOUSING FUND

	12/31/2020 2020 Actual	12/31/2021 2021 Actual	12/31/2022 2022 Budget	2022 8/31/2022 8 Month Actual	12/31/2022 2022 Estimated	12/31/2023 2023 Budget
REVENUES						
Operating Transfer in From TID 1	-	248,387	-	-	-	-
TOTAL REVENUES	<u>-</u>	<u>248,387</u>	<u>-</u>	<u>-</u>	<u>-</u>	<u>-</u>
EXPENDITURES						
TOTAL EXPENDITURES	<u>-</u>	<u>-</u>	<u>-</u>	<u>-</u>	<u>-</u>	<u>-</u>
NET CHANGE IN FUND BALANCE	-	248,387	-	-	-	-
FUND BALANCE - BEGINNING OF YEAR	<u>-</u>	<u>-</u>	<u>248,387</u>	<u>248,387</u>	<u>248,387</u>	<u>248,387</u>
FUND BALANCE - END OF YEAR	<u>\$ -</u>	<u>\$ 248,387</u>	<u>\$ 248,387</u>	<u>\$ 248,387</u>	<u>\$ 248,387</u>	<u>\$ 248,387</u>

Draft

2023 Proposed Budget

CITY OF WAUPUN
2023 Budget
Affordable Housing

Account Number	Account Title	2020 Actual	2021 Actual	2022 Budget	2022 8 Month Actual	2022 Estimated	2023 Budget
Affordable Housing Fund							
REVENUES							
250-49-4920-000	OPERATING TRANSFER IN FRM TID1	\$ -	\$ 248,387	\$ -	\$ -	\$ -	\$ -
		-	-	-	-	-	-
	TOTAL REVENUES	<u>-</u>	<u>248,387</u>	<u>-</u>	<u>-</u>	<u>-</u>	<u>-</u>
EXPENDITURES							
		-	-	-	-	-	-
	TOTAL EXPENDITURES	<u>-</u>	<u>-</u>	<u>-</u>	<u>-</u>	<u>-</u>	<u>-</u>
	TRUST FUNDS TOTAL	<u>\$ -</u>	<u>\$ 248,387</u>	<u>\$ -</u>	<u>\$ -</u>	<u>\$ -</u>	<u>\$ -</u>

Draft

**CITY OF WAUPUN
2023 Budget**

SOLID WASTE

	2020 Actual	2021 Actual	2022 Budget	2022 8 Month Actual	2022 Estimated	2023 Budget
REVENUES						
Public Charges for Services	\$ 414,415	\$ 425,552	\$ 437,000	\$ 259,696	\$ 441,600	\$ 441,689
TOTAL REVENUES	<u>414,415</u>	<u>425,552</u>	<u>437,000</u>	<u>259,696</u>	<u>441,600</u>	<u>441,689</u>
EXPENDITURES						
Solid Waste Operating Expenses	414,211	394,491	443,774	304,653	464,407	436,846
Capital Outlay	-	-	-	-	-	-
TOTAL EXPENDITURES	<u>414,211</u>	<u>394,491</u>	<u>443,774</u>	<u>304,653</u>	<u>464,407</u>	<u>436,846</u>
NET CHANGE IN FUND BALANCE	203	31,061	(6,774)	(44,958)	(22,807)	4,843
FUND BALANCE - BEGINNING OF YEAR	<u>30,079</u>	<u>30,282</u>	<u>61,343</u>	<u>61,343</u>	<u>61,343</u>	<u>38,536</u>
FUND BALANCE - END OF YEAR	<u>\$ 30,282</u>	<u>\$ 61,343</u>	<u>\$ 54,569</u>	<u>\$ 16,386</u>	<u>\$ 38,536</u>	<u>\$ 43,379</u>

Draft

2023 Proposed Budget

CITY OF WAUPUN
2023 Budget
Solid Waste

Account Number	Account Title	2020 Actual	2021 Actual	2022 Budget	2022 8 Month Actual	2022 Estimated	2023 Budget
SOLID WASTE FUND							
REVENUES							
425-46-4643-0-00	FEES-SOLID WASTE	\$ 414,415	\$ 425,552	\$ 437,000	\$ 259,696	\$ 441,600	\$ 441,689
	TOTAL REVENUES	<u>414,415</u>	<u>425,552</u>	<u>437,000</u>	<u>259,696</u>	<u>441,600</u>	<u>441,689</u>
EXPENDITURES							
425-70-5476-1-10	SOLID WASTE-SALARIES/WAGES	-	4,713	4,909	2,196	4,909	6,369
425-70-5476-1-11	SOLID WASTE-OVERTIME	-	239	4	-	4	4
425-70-5476-2-20	SOLID WASTE-HEALTH INSURANCE	-	1,486	1,438	480	1,438	1,953
425-70-5476-2-21	SOLID WASTE-LIFE INSURANCE	-	17	11	2	11	12
425-70-5476-2-22	SOLID WASTE-RETIREMENT	-	333	326	144	326	443
425-70-5476-2-23	SOLID WASTE-SOCIAL SECURITY	-	351	376	157	376	488
425-70-5476-2-24	SOLID WASTE-SS-MEDICARE	-	-	23	-	23	8
425-70-5476-2-29	SOLID WASTE-INCOME CONTINUATIO	-	41	37	10	37	48
425-70-5476-3-38	SOLID WASTE-OPERATING EXPENSES	414,211	387,310	436,650	301,664	457,283	427,520
425-70-5476-8-00	SOLID WASTE-CAPITAL OUTLAY	-	-	-	-	-	-
	TOTAL EXPENDITURES	<u>414,211</u>	<u>394,491</u>	<u>443,774</u>	<u>304,653</u>	<u>464,407</u>	<u>436,846</u>
SOLID WASTE TOTAL		<u>\$ 203</u>	<u>\$ 31,061</u>	<u>\$ (6,774)</u>	<u>\$ (44,958)</u>	<u>\$ (22,807)</u>	<u>\$ 4,843</u>

Draft

CITY OF WAUPUN
2023 Budget

RECYCLING

	2020 Actual	2021 Actual	2022 Budget	2022 8 Month Actual	2022 Estimated	2023 Budget
REVENUES						
Intergovernmental	\$ 50,126	\$ 50,481	\$ 50,000	\$ 50,369	\$ 50,369	\$ 50,000
Public Charges for Services	46,472	37,843	23,000	11,627	23,220	99,561
Interest Revenue	735	119	100	334	600	750
TOTAL REVENUES	97,333	88,443	73,100	62,330	74,189	150,311
EXPENDITURES						
Recycling Operating Expenses	108,135	101,984	113,302	79,131	120,115	148,828
Capital Outlay	-	-	-	-	-	-
TOTAL EXPENDITURES	108,135	101,984	113,302	79,131	120,115	148,828
NET CHANGE IN FUND BALANCE	(10,802)	(13,542)	(40,202)	(16,802)	(45,926)	1,483
FUND BALANCE - BEGINNING OF YEAR	174,866	164,064	150,522	150,522	150,522	104,596
FUND BALANCE - END OF YEAR	\$ 164,064	\$ 150,522	\$ 110,320	\$ 133,721	\$ 104,596	\$ 106,080

Draft

2023 Proposed Budget

CITY OF WAUPUN
2023 Budget
Recycling Fund

Account Number	Account Title	2020 Actual	2021 Actual	2022 Budget	2022 8 Month Actual	2022 Estimated	2023 Budget
RECYCLING FUND							
REVENUES							
420-43-4358-0-00	STATE GRANT-RECYCLING	\$ 50,126	\$ 50,481	\$ 50,000	\$ 50,369	\$ 50,369	\$ 50,000
420-46-4641-0-00	FEES-RECYCLING	46,472	37,843	23,000	11,627	23,220	99,561
420-48-4811-0-00	INTEREST REVENUE	735	119	100	334	600	750
	TOTAL REVENUES	<u>97,333</u>	<u>88,443</u>	<u>73,100</u>	<u>62,330</u>	<u>74,189</u>	<u>150,311</u>
EXPENDITURES							
420-70-5436-1-10	RECYCLING-SALARIES/WAGES	-	551	374	383	600	260
420-70-5436-1-11	RECYCLING-OVERTIME	-	-	1	-	-	0
420-70-5436-2-20	RECYCLING-HEALTH INSURANCE	-	56	121	79	125	92
420-70-5436-2-21	RECYCLING-LIFE INSURANCE	-	1	0	1	2	0
420-70-5436-2-22	RECYCLING-RETIREMENT	-	33	24	24	40	18
420-70-5436-2-23	RECYCLING-SOCIAL SECURITY	-	40	29	27	50	20
420-70-5436-2-29	RECYCLING-INCOME CONTINUATIO	-	2	3	2	4	2
420-70-5436-3-38	RECYCLING-OPERATING EXPENSES	108,135	101,303	112,750	78,616	119,294	148,436
420-70-5436-8-00	RECYCLING-CAPITAL OUTLAY	-	-	-	-	-	-
	TOTAL EXPENDITURES	<u>108,135</u>	<u>101,984</u>	<u>113,302</u>	<u>79,131</u>	<u>120,115</u>	<u>148,828</u>
RECYCLING FUND TOTAL		<u>\$ (10,802)</u>	<u>\$ (13,542)</u>	<u>\$ (40,202)</u>	<u>\$ (16,802)</u>	<u>\$ (45,926)</u>	<u>\$ 1,483</u>

Draft

**CITY OF WAUPUN
2023 Budget**

TOURISM FUND

	2020 Actual	2021 Actual	2022 Budget	2022 8 Month Actual	2022 Estimated	2023 Budget
REVENUES						
Revenues	\$ 41,565	\$ 77,853	\$ 66,000	\$ 59,975	\$ 90,000	\$ 70,000
TOTAL REVENUES	<u>41,565</u>	<u>77,853</u>	<u>66,000</u>	<u>59,975</u>	<u>90,000</u>	<u>70,000</u>
EXPENDITURES						
Operating Expenses	<u>44,865</u>	<u>71,753</u>	<u>66,000</u>	<u>34,399</u>	<u>80,000</u>	<u>70,000</u>
TOTAL EXPENDITURES	<u>44,865</u>	<u>71,753</u>	<u>66,000</u>	<u>34,399</u>	<u>80,000</u>	<u>70,000</u>
NET CHANGE IN FUND BALANCE	(3,300)	6,100	-	25,576	10,000	-
FUND BALANCE - BEGINNING OF YEAR	<u>10,061</u>	<u>6,760</u>	<u>12,860</u>	<u>12,860</u>	<u>12,860</u>	<u>22,860</u>
FUND BALANCE - END OF YEAR	<u>\$ 6,760</u>	<u>\$ 12,860</u>	<u>\$ 12,860</u>	<u>\$ 38,436</u>	<u>\$ 22,860</u>	<u>\$ 22,860</u>

Draft

2023 Proposed Budget

CITY OF WAUPUN
2023 Budget
Tourism Fund

Account Number	Account Title	2020 Actual	2021 Actual	2022 Budget	2022 8 Month Actual	2022 Estimated	2023 Budget
TOURISM FUND							
REVENUES							
430-41-4121-0-00	LOCAL ROOM TAX-TOURISM FUND	\$ 41,565	\$ 67,853	\$ 56,000	\$ 39,975	\$ 70,000	\$ 60,000
430-48-4813-000	MISCELLANEOUS REVENUE-TOURISM	-	10,000	10,000	20,000	20,000	10,000
	TOTAL REVENUES	<u>41,565</u>	<u>77,853</u>	<u>66,000</u>	<u>59,975</u>	<u>90,000</u>	<u>70,000</u>
EXPENDITURES							
430-70-5436-3-38	OPERATING EXPENSE-TOURISM FUND	3,300	1,400	7,500	1,180	7,500	7,500
430-70-5436-3-40	MARKETING/PROMO-TOURISM FUND	-	2,500	2,500	-	2,500	2,500
430-70-5436-3-42	CONTRACTUAL SVCS-TOURISM FUND	41,565	67,853	56,000	33,219	70,000	60,000
	TOTAL EXPENDITURES	<u>44,865</u>	<u>71,753</u>	<u>66,000</u>	<u>34,399</u>	<u>80,000</u>	<u>70,000</u>
	TOURISM FUND TOTAL	<u>\$ (3,300)</u>	<u>\$ 6,100</u>	<u>\$ -</u>	<u>\$ 25,576</u>	<u>\$ 10,000</u>	<u>\$ -</u>

Draft

**CITY OF WAUPUN
2023 Budget**

TAXI FUND

	2020 Actual	2021 Actual	2022 Budget	2022 8 Month Actual	2022 Estimated	2023 Budget
REVENUES						
Intergovernmental	\$ 138,394	\$ 105,790	\$ 100,776	\$ 6,399	\$ 119,042	\$ 109,930
Miscellaneous Revenue	500	-	-	-	-	-
Other Financing Sources						
Transfers In	-	-	-	-	-	-
TOTAL REVENUES	<u>138,894</u>	<u>105,790</u>	<u>100,776</u>	<u>6,399</u>	<u>119,042</u>	<u>109,930</u>
EXPENDITURES						
Taxi Services	106,746	105,815	150,234	78,747	145,767	163,303
Taxi Outlay	37,479	-	-	-	-	-
TOTAL EXPENDITURES	<u>144,225</u>	<u>105,815</u>	<u>150,234</u>	<u>78,747</u>	<u>145,767</u>	<u>163,303</u>
EXCESS (DEFICIENCY) OF REVENUES OVER EXPENDITURES	(5,331)	(25)	(49,458)	(72,348)	(26,725)	(53,373)
LOCAL PROPERTY TAX	<u>26,000</u>	<u>-</u>	<u>26,000</u>	<u>26,000</u>	<u>26,000</u>	<u>45,000</u>
NET CHANGE IN FUND BALANCE	20,669	(25)	(23,458)	(46,348)	(725)	(8,373)
FUND BALANCE - BEGINNING OF YEAR	<u>32,479</u>	<u>53,148</u>	<u>53,123</u>	<u>53,123</u>	<u>53,123</u>	<u>52,398</u>
FUND BALANCE - END OF YEAR	<u>\$ 53,148</u>	<u>\$ 53,123</u>	<u>\$ 29,665</u>	<u>\$ 6,775</u>	<u>\$ 52,398</u>	<u>\$ 44,025</u>

Draft

2023 Proposed Budget

CITY OF WAUPUN
2023 Budget
Taxi Fund

Account Number	Account Title	2020 Actual	2021 Actual	2022 Budget	2022 8 Month Actual	2022 Estimated	2023 Budget
TAXI FUND							
REVENUES							
501-41-4111-0-00	GENERAL PROPERTY TAXES	\$ 26,000	\$ -	\$ 26,000	\$ 26,000	\$ 26,000	\$ 45,000
501-43-4322-0-00	FED GRANT (PD BY ST)-TRANSPORT	113,414	59,954	65,962	-	93,447	81,652
501-43-4357-0-00	STATE GRANT-TAXI	24,979	45,836	34,814	6,399	25,595	28,278
501-48-4831-0-00	SALE OF CITY PROPERTY-TAXI	500	-	-	-	-	-
501-49-4920-0-00	OPERATING TRANSFER IN-GF	-	-	-	-	-	-
	TOTAL REVENUES	164,894	105,790	126,776	32,399	145,042	154,930
EXPENDITURES							
501-10-5154-1-10	TAXI-SALARIES/WAGES	1,429	2,099	1,712	419	1,712	1,311
501-10-5154-1-11	TAXI-OVERTIME	-	-	-	-	-	-
501-10-5154-2-20	TAXI-HEALTH INSURANCE	28	118	137	-	130	-
501-10-5154-2-21	TAXI-LIFE INSURANCE	1	2	1	0	3	-
501-10-5154-2-22	TAXI-RETIREMENT	94	138	111	22	140	89
501-10-5154-2-23	TAXI-SOCIAL SECURITY	109	159	131	32	200	100
501-10-5154-2-24	TAXI-SS-MEDICARE	-	-	-	-	-	-
501-10-5154-2-29	TAXI-INCOME CONTINUATION	1	8	9	-	10	-
501-10-5154-3-30	TAXI-OFFICE SUPPLIES	-	-	-	-	-	-
501-10-5154-3-31	TAXI-TELEPHONE	-	-	-	-	-	-
501-10-5154-3-33	TAXI-POSTAGE	-	-	-	-	-	-
501-10-5154-3-34	TAXI-MEMBERSHIP DUES	-	-	-	-	-	-
501-10-5154-3-35	TAXI-NEWSPAPER PUB.	-	-	-	-	-	-
501-10-5154-3-36	TAXI-REPAIR/MAINT	-	-	-	-	-	-
501-10-5154-3-37	TAXI-TRAV/CONFERENCE	-	-	-	-	-	-
501-10-5154-3-38	TAXI SERVICE-OPERATING EXPENSE	105,084	103,290	148,134	78,274	143,572	161,803
501-10-5154-8-00	TAXI SERVICE-CAPITAL OUTLAY	37,479	-	-	-	-	-
	TOTAL EXPENDITURES	144,225	105,815	150,234	78,747	145,767	163,303
TAXI FUND TOTAL		\$ 20,669	\$ (25)	\$ (23,458)	\$ (46,348)	\$ (725)	\$ (8,373)

**CITY OF WAUPUN
2023 Budget**

HOME/HCRI

	2020 Actual	2021 Actual	2022 Budget	2022 8 Month Actual	2022 Estimated	2023 Budget
REVENUES						
Investment Income	20	14	10	10	10	10
TOTAL REVENUES	20	14	10	10	10	10
EXPENDITURES						
Housing	1,081	-	-	-	-	-
TOTAL EXPENDITURES	1,081	-	-	-	-	-
NET CHANGE IN FUND BALANCE	(1,061)	14	10	10	10	10
FUND BALANCE - BEGINNING OF YEAR	155,145	154,085	154,098	154,098	154,098	154,108
FUND BALANCE - END OF YEAR	<u>\$ 154,085</u>	<u>\$ 154,098</u>	<u>\$ 154,108</u>	<u>\$ 154,108</u>	<u>\$ 154,108</u>	<u>\$ 154,118</u>

Draft

2023 Proposed Budget

CITY OF WAUPUN
2023 Budget
HOME/HCRI Housing Grant Fund

Account Number	Account Title	2020 Actual	2021 Actual	2022 Budget	2022 8 Month Actual	2022 Estimated	2023 Budget
HOME/HCRI HOUSING GRANT FUND							
REVENUES							
507-48-4811-0-00	INTEREST REVENUE	\$ 20	\$ 14	\$ 10	\$ 10	\$ 10	\$ 10
507-48-4863-0-00	MISCELLANEOUS REVENUE	-	-	-	-	-	-
	TOTAL REVENUES	20	14	10	10	10	10
EXPENDITURES							
507-10-5650-3-38	HOUSING-OPERATING EXPENSES	1,081	-	-	-	-	-
507-10-5650-7-60	BAD DEBT EXPENSE	-	-	-	-	-	-
	TOTAL EXPENDITURES	1,081	-	-	-	-	-
	HOME/HCRI HOUSING GRANT TOTAL	\$ (1,061)	\$ 14	\$ 10	\$ 10	\$ 10	\$ 10

Draft

**CITY OF WAUPUN
2023 Budget**

CDBG HOUSING GRANT RLF

	2020 Actual	2021 Actual	2022 Budget	2022 8 Month Actual	2022 Estimated	2023 Budget
REVENUES						
Interest Income	\$ 64	\$ 26	\$ 20	\$ 27	\$ 20	\$ 20
Recovery of Bad Debt	-	-	-	-	-	-
TOTAL REVENUES	<u>64</u>	<u>26</u>	<u>20</u>	<u>27</u>	<u>20</u>	<u>20</u>
EXPENDITURES						
Housing Revolving Loan	39,071	64,954	73,000	17,337	12,000	73,000
TOTAL EXPENDITURES	<u>39,071</u>	<u>64,954</u>	<u>73,000</u>	<u>17,337</u>	<u>12,000</u>	<u>73,000</u>
NET CHANGE IN FUND BALANCE	(39,006)	(64,928)	(72,980)	(17,310)	(11,980)	(72,980)
FUND BALANCE - BEGINNING OF YEAR	<u>1,398,621</u>	<u>1,359,615</u>	<u>1,294,686</u>	<u>1,294,686</u>	<u>1,294,686</u>	<u>1,282,706</u>
FUND BALANCE - END OF YEAR	<u>\$ 1,359,615</u>	<u>\$ 1,294,686</u>	<u>\$ 1,221,706</u>	<u>\$ 1,277,376</u>	<u>\$ 1,282,706</u>	<u>\$ 1,209,726</u>

Draft

2023 Proposed Budget

CITY OF WAUPUN
2023 Budget
CDBG Housing Grant RLF

Account Number	Account Title	2020 Actual	2021 Actual	2022 Budget	2022 8 Month Actual	2022 Estimated	2023 Budget
CDBG HOUSING GRANT RLF							
REVENUES							
509-48-4811-0-00	INTEREST REVENUE	64	26	20	27	20	20
509-48-4870-0-00	RECOVERY OF BAD DEBT	-	-	-	-	-	-
	TOTAL REVENUES	64	26	20	27	20	20
EXPENDITURES							
509-10-5650-3-38	HOUSING GRANT IV-OPERATING EXP	16,911	16,764	18,000	7,532	-	18,000
509-10-5650-7-40	HOUSING GRANT- LEAD/GRANT EXP	22,160	48,190	40,000	9,805	12,000	40,000
509-10-5650-7-60	BAD DEBT EXPENSE	-	-	15,000	-	-	15,000
	TOTAL EXPENDITURES	39,071	64,954	73,000	17,337	12,000	73,000
CDBG HOUSING GRANT RLF TOTAL		(39,006)	(64,928)	(72,980)	(17,310)	(11,980)	(72,980)

Draft

CITY OF WAUPUN
2023 Budget

STORMWATER UTILITY

	2020 Actual	2021 Actual	2022 Budget	2022 8 Month Actual	2022 Estimated	2023 Budget
REVENUES						
Utility Charges for Services	\$ 583,425	\$ 586,978	\$ 585,600	\$ 343,061	\$ 586,000	\$ 586,800
Miscellaneous revenues	1,525	445	-	93,491	93,491	-
Investment Income	3,314	443	260	1,071	2,000	2,000
Other Financing Sources						
Long-term financing proceeds	-	815,000	-	-	-	-
TOTAL REVENUES	588,263	1,402,865	585,860	437,623	681,491	588,800
EXPENDITURES						
Stormwater Operating Expenses	248,022	213,130	303,210	163,695	305,720	303,440
Capital Outlay	96,024	1,096,848	338,200	3,228	185,557	40,000
Debt Service - Transfers Out	141,458	99,300	195,536	185,736	195,536	193,520
Capital lease payments	52,631	52,631	54,023	52,631	52,632	-
Other Financing Uses						
Premium on bonds	-	(41,326)	-	-	-	-
Debt issuance costs	-	20,273	-	-	-	-
TOTAL EXPENDITURES	538,135	1,440,856	890,969	405,291	739,445	536,960
NET CHANGE IN FUND BALANCE	50,128	(37,991)	(305,109)	32,333	(57,954)	51,840
FUND BALANCE - BEGINNING OF YEAR	529,199	579,327	541,336	541,336	541,336	483,381
FUND BALANCE - END OF YEAR	\$ 579,327	\$ 541,336	\$ 236,227	\$ 573,668	\$ 483,381	\$ 535,221

Draft

2023 Proposed Budget

CITY OF WAUPUN
2023 Budget
Stormwater Fund

Account Number	Account Title	2020 Actual	2021 Actual	2022 Budget	2022		2023 Budget
					8 Month Actual	Estimated	
STORMWATER FUND							
REVENUES							
700-48-4810-0-00	STORMWATER REVENUES	\$ 583,425	\$ 586,978	\$ 585,600	\$ 343,061	\$ 586,000	\$ 586,800
700-43-4355-0-00	GRANT REVENUE-STORMWATER	-	-	-	93,491	93,491	-
700-46-4679-0-00	FEES-MISCELLANEOUS	1,525	445	-	-	-	-
700-48-4811-0-00	INTEREST REVENUE-STORMWATER	3,314	443	260	1,071	2,000	2,000
700-48-4812-0-00	INVESTMENT INCOME	-	-	-	-	-	-
700-48-4831-0-00	SALE OF CITY PROPERTY	-	-	-	-	-	-
700-49-4912-0-00	PROCEEDS FROM LONG-TERM NOTES	-	815,000	-	-	-	-
700-49-4915-0-00	PROCEEDS FROM CAPITAL LEASE	-	-	-	-	-	-
	TOTAL REVENUES	588,263	1,402,865	585,860	437,623	681,491	588,800
EXPENDITURES							
700-10-5190-1-10	ADMINISTRATION -SALARIES/WAGES	26,812	27,245	28,639	17,913	28,264	29,981
700-10-5190-1-11	ADMINISTRATION-OVERTIME	-	-	20	-	-	20
700-10-5190-2-20	ADMINISTRATION-HEALTH INS	6,152	6,349	6,733	4,751	7,649	7,605
700-10-5190-2-21	ADMINISTRATION-LIFE INS	40	56	72	46	76	78
700-10-5190-2-22	ADMINISTRATION-RETIREMENT	1,863	1,831	1,863	1,199	1,885	2,040
700-10-5190-2-23	ADMINISTRATION-SOC SEC	1,995	1,954	2,192	1,326	2,085	2,295
700-10-5190-2-24	ADMINISTRATION-SICK LEAVE	489	611	531	-	550	646
700-10-5190-2-29	ADMINISTRATION-INCOME CONT	91	146	140	137	200	150
700-10-5191-1-10	STREET CLEANING-WAGES	15,048	16,892	19,803	13,451	19,803	19,022
700-10-5191-1-11	STREET CLEANING-OVERTIME	252	32	55	-	-	109
700-10-5191-2-20	STREET CLEANING-HEALTH INS	5,150	4,853	5,258	2,636	5,258	5,324
700-10-5191-2-21	STREET CLEANING-LIFE INS	156	124	65	15	65	44
700-10-5191-2-22	STREET CLEANING-RETIREMENT	1,016	1,159	1,338	874	1,338	1,341
700-10-5191-2-23	STREET CLEANING-SOC SEC	1,112	1,236	1,519	988	1,519	1,464
700-10-5191-2-24	STREET CLEANING-SICK LEAVE	-	-	175	-	-	39
700-10-5191-2-29	STREET CLEANING-INCOME CONT	139	121	156	105	175	149
700-10-5191-3-38	STREET CLEANING-OPERATING EXP	3,074	3,756	1,500	-	1,500	3,200
700-10-5192-1-10	REPAIR/MAINT -SALARIES/WAGES	50,110	34,097	58,089	33,997	58,089	55,064
700-10-5192-1-11	REPAIR/MAINT-OVERTIME	804	54	828	404	828	545
700-10-5192-2-20	REPAIR/MAINT-HEALTH INS	10,741	8,832	15,423	11,566	15,423	15,412
700-10-5192-2-21	REPAIR/MAINT-LIFE INS	151	141	191	82	191	129
700-10-5192-2-22	REPAIR/MAINT-RETIREMENT	3,435	2,307	3,926	2,240	3,926	3,883
700-10-5192-2-23	REPAIR/MAINT-SOC SEC	3,726	2,473	4,507	2,448	4,507	4,254
700-10-5192-2-24	REPAIR/MAINT-SICK LEAVE	-	-	512	-	-	114
700-10-5192-2-29	REPAIR/MAINT-INCOME CONT	267	274	533	297	533	506
700-10-5192-3-32	STORMWATER UTILITY-UTILITIES	532	1,079	900	341	900	900
700-10-5192-3-36	STORMWATER UTILITY-REPAIR/MAIN	26,422	16,772	42,500	41,995	45,000	42,500
700-10-5192-3-38	STORMWATER UTILITY-OPERATING	50,272	35,493	58,500	13,526	58,500	58,500
700-10-5192-3-39	STORMWATER UTILITY-PUBLIC EDUC	-	-	-	5,000	-	-
700-10-5193-1-10	LEAF PICKUP-WAGES	26,721	30,312	32,345	5,380	32,345	31,703
700-10-5193-1-11	LEAF PICKUP-OVERTIME	-	-	-	-	-	-
700-10-5193-2-20	LEAF PICKUP-HEALTH INS	6,588	8,646	8,588	1,483	8,588	8,874
700-10-5193-2-21	LEAF PICKUP-LIFE INS	115	139	106	13	106	74
700-10-5193-2-22	LEAF PICKUP-RETIREMENT	1,859	2,046	2,186	350	2,186	2,235
700-10-5193-2-23	LEAF PICKUP-SOC SEC	2,010	2,173	2,474	389	2,474	2,425
700-10-5193-2-24	LEAF PICKUP-SICK LEAVE	-	-	285	-	-	66
700-10-5193-2-29	LEAF PICKUP-INCOME CONT	140	284	255	33	255	248
700-10-5193-3-36	LEAF PICKUP-MAINT/OPERATING EX	740	1,644	1,000	710	1,500	2,500
700-10-5192-8-00	STORMWATER UTILITY-CAPITAL OUT	96,024	1,096,848	338,200	3,228	185,557	40,000
700-10-5810-6-01	PRINCIPAL PAYMENTS ON LEASES	48,329	49,763	52,631	51,240	51,240	-
700-10-5820-6-01	INTEREST PAYMENTS ON LEASES	4,302	2,868	1,392	1,392	1,392	-
700-10-5950-3-38	STORMWATER-TRANSFER OUT	141,458	99,300	195,536	185,736	195,536	193,520
700-10-5999-3-37	PREMIUM ON NOTES ISSUED	-	(41,326)	-	-	-	-
700-10-5999-3-38	SW DISCOUNT ON L-T DEBT	-	6,588	-	-	-	-
700-10-5999-3-39	SW DEBT ISSUANCE COSTS	-	13,685	-	-	-	-
	TOTAL EXPENDITURES	538,135	1,440,856	890,969	405,291	739,445	536,960
	STORMWATER FUND TOTAL	50,128	(37,991)	(305,109)	32,333	(57,954)	51,840

CITY OF WAUPUN
2023 Budget

DEBT SERVICE

	2020 Actual	2021 Actual	2022 Budget	2022 8 Month Actual	2022 Estimated	2023 Budget
REVENUES						
Other Financing Sources						
Transfers In	\$ 4,296,954	\$ 2,489,760	\$ 786,921	\$ 602,991	\$ 790,832	\$ 805,455
Fund Balance Applied	-	-	21,200	-	-	22,000
TOTAL REVENUES	<u>4,296,954</u>	<u>2,489,760</u>	<u>808,121</u>	<u>602,991</u>	<u>790,832</u>	<u>827,455</u>
EXPENDITURES						
Principal	4,584,844	2,874,527	1,220,000	810,000	1,220,000	1,260,000
Interest and Fiscal Charges	452,909	398,626	350,243	267,372	353,629	355,535
Capital Lease Costs	21,122	21,122	21,122	58,086	58,086	-
Other Financing Uses						
Paid to escrow agent	-	-	-	-	-	-
Premium on bonds	-	-	-	-	-	-
Debt issuance costs	-	-	-	-	-	-
TOTAL EXPENDITURES	<u>5,058,876</u>	<u>3,294,276</u>	<u>1,591,365</u>	<u>1,135,458</u>	<u>1,631,715</u>	<u>1,615,535</u>
EXCESS (DEFICIENCY) OF REVENUES OVER EXPENDITURES	(761,921)	(804,516)	(783,244)	(532,467)	(840,883)	(788,080)
LOCAL PROPERTY TAX	<u>760,983</u>	<u>768,233</u>	<u>783,244</u>	<u>783,244</u>	<u>783,244</u>	<u>788,080</u>
NET CHANGE IN FUND BALANCE	(938)	(36,283)	(21,200)	250,777	(57,639)	(22,000)
FUND BALANCE - BEGINNING OF YEAR	<u>170,543</u>	<u>169,605</u>	<u>133,322</u>	<u>133,322</u>	<u>133,322</u>	<u>75,683</u>
FUND BALANCE - END OF YEAR	<u>\$ 169,605</u>	<u>\$ 133,322</u>	<u>\$ 112,122</u>	<u>\$ 384,099</u>	<u>\$ 75,683</u>	<u>\$ 53,683</u>

2023 Proposed Budget

CITY OF WAUPUN
2023 Budget
Debt Service Fund

Account Number	Account Title	2020 Actual	2021 Actual	2022 Budget	2022 8 Month Actual	2022 Estimated	2023 Budget
DEBT SERVICE FUND							
REVENUES							
300-41-4111-0-00	GENERAL PROPERTY TAXES	\$ 760,983	\$ 768,233	\$ 783,244	\$ 783,244	\$ 783,244	\$ 788,080
300-48-4811-0-00	INTEREST REVENUE	1,361	164	75	350	600	375
300-48-4813-0-00	OPERATING TRANSFER IN-TIF #5	-	-	-	-	-	-
300-48-4817-0-00	OPERATING TRANSFER IN-STORM	-	-	-	-	-	-
300-49-4913-0-00	OPERATING TRANSFER IN-TIF #5	3,894,031	423,184	384,850	384,850	384,850	379,050
300-49-4914-0-00	OPERATING TRANSFER IN-TIF #3	-	-	-	3,386	3,386	32,967
300-49-4915-0-00	OPERATING TRANSFER IN-TIF #6	53,000	53,000	53,000	-	53,000	53,000
300-49-4916-0-00	OPERATING TRANSFER IN-TIF #7	108,738	108,038	132,338	28,669	132,338	131,138
300-49-4917-0-00	OPERATING TRANSFER IN-STORM	141,458	99,300	195,536	185,736	195,536	193,520
300-49-4918-0-00	OPERATING TRANSFER IN-TIF #8	-	-	-	-	-	15,405
300-49-4919-0-00	REFUNDING BONDS ISSUED	-	-	-	-	-	-
300-49-4920-0-00	OPERATING TRANSFER IN-LIBRARY	-	-	-	-	-	-
300-49-4921-0-00	OPERATING TRANSFER IN-CPF 400	98,366	1,806,074	21,122	-	21,122	-
300-49-4931-0-00	FUND BALANCES APPLIED	-	-	21,200	-	-	22,000
TOTAL REVENUES		<u>5,057,937</u>	<u>3,257,993</u>	<u>1,591,365</u>	<u>1,386,235</u>	<u>1,574,076</u>	<u>1,615,535</u>
EXPENDITURES							
300-10-5811-6-00	PRINCIPAL ON NOTES-2021 ROCK-N	-	-	110,000	110,000	110,000	115,000
300-10-5821-6-00	INTEREST ON NOTES-2021 ROCK-NE	-	-	20,520	20,520	20,520	22,350
300-10-5910-6-00	PRINCIPAL ON BONDS-2020 TID5 R	-	120,000	270,000	270,000	270,000	275,000
300-10-5911-6-00	PRINCIPAL ON BONDS - 2019 STFL	350,000	-	-	-	-	-
300-10-5912-6-00	PRINCIPAL ON BONDS - 2019 GO	230,000	200,000	200,000	200,000	200,000	225,000
300-10-5913-6-00	PRINCIPAL ON BONDS - 2017 GO	50,000	50,000	75,000	-	75,000	75,000
300-10-5914-6-00	PRINCIPAL ON BONDS - 2016 GO	330,000	320,000	335,000	-	335,000	320,000
300-10-5915-6-00	PRINCIPAL ON STATE TRUST LOAN	-	-	-	-	-	-
300-10-5916-6-00	PRINCIPAL ON NOTES-HOTEL	134,844	154,527	-	-	-	-
300-10-5917-6-00	PRINCIPAL ON BONDS-BUILDINGS	-	-	-	-	-	-
300-10-5918-6-00	PRINCIPAL ON BONDS-TIF #5	3,265,000	-	-	-	-	-
300-10-5919-6-00	PRINCIPAL ON BONDS-POOL	225,000	2,030,000	230,000	230,000	230,000	230,000
300-10-5920-6-00	PRINCIPAL ON LOANS-2022 TID3,8	-	-	-	-	-	20,000
300-10-5921-6-00	INTEREST ON BONDS-BUILDINGS	-	-	-	-	-	-
300-10-5922-6-00	INTEREST ON LOANS-2022 TID 3,8	-	-	-	3,386	3,386	28,372
300-10-5923-6-00	INTEREST ON BONDS-2017 GO	58,738	58,038	57,338	28,669	57,338	56,138
300-10-5924-6-00	INTEREST ON BONDS-2016 GO	68,825	62,225	55,825	27,913	55,825	49,125
300-10-5925-6-00	INTEREST ON STATE TRUST LOAN	-	-	-	-	-	-
300-10-5926-6-00	INTEREST ON NOTES-HOTEL	10,156	5,408	-	-	-	-
300-10-5927-6-00	INTEREST ON BONDS-TIF #5	112,633	-	-	-	-	-
300-10-5929-6-00	INTEREST ON BONDS-POOL	61,658	57,158	36,760	36,760	36,760	39,050
300-10-5930-6-00	INTEREST ON BONDS-2019 GO	118,702	71,350	63,350	33,675	63,350	54,850
300-10-5931-6-00	INTEREST ON BONDS-2019 STFL	21,399	-	-	-	-	-
300-10-5932-6-00	INTEREST ON BONDS-2020 TID5 RE	-	143,248	114,850	114,850	114,850	104,050
300-10-5935-6-00	CAPITAL LEASE-2019 LED LIGHTIN	21,122	21,122	21,122	58,086	58,086	-
300-10-5940-6-00	PAID TO ESCROW AGENT	-	-	-	-	-	-
300-10-5941-6-00	PREMIUM ON BONDS ISSUED	-	-	-	-	-	-
300-10-5942-6-00	DEBT ISSUANCE COST	-	-	-	-	-	-
300-10-5943-6-00	PAYING AGENT FEES	800	1,200	1,600	1,600	1,600	1,600
TOTAL EXPENDITURES		<u>5,058,876</u>	<u>3,294,276</u>	<u>1,591,365</u>	<u>1,135,458</u>	<u>1,631,715</u>	<u>1,615,535</u>
DEBT SERVICE FUND TOTAL		<u>\$ (938)</u>	<u>\$ (36,283)</u>	<u>\$ -</u>	<u>\$ 250,777</u>	<u>\$ (57,639)</u>	<u>\$ -</u>

CITY OF WAUPUN
2023 Budget

CAPITAL IMPROVEMENTS

	2020	2021	2022	2022	2022	2023
	Actual	Actual	Budget	8 Month	Estimated	Budget
				Actual		
REVENUES						
General Property Taxes	\$ 441,554	\$ 420,000	\$ 390,000	\$ 390,000	\$ 390,000	\$ 340,000
Intergovernmental	348,616	98,923	84,162	84,512	84,512	2,589,434
Misc Revenues	13,391	1,498	-	404	450	-
Investment Income	3,380	655	350	1,453	3,000	8,000
Special Assessments	-	-	148,000	-	100,000	100,000
Other Financing Sources						
Long-term Debt Proceeds	-	2,060,000	-	-	-	-
Capital Lease Proceeds	-	-	-	-	-	-
Transfers In	360,000	117,000	230,000	57,000	57,000	680,000
TOTAL REVENUES	1,166,940	2,698,076	852,512	533,368	634,962	3,717,434
EXPENDITURES						
Capital Outlay						
General Government	-	32,809	-	-	-	-
Public Safety	-	10,694	113,000	24,950	105,500	255,095
Public Works	450,056	693,005	914,391	114,687	885,000	450,000
Culture, Recreation, and Education	53,633	27,028	11,600	11,350	68,788	2,530,000
Other Financing Uses						
Debt Issuance Costs	-	(89,039)	-	-	-	-
Transfers Out	98,366	1,806,074	21,122	-	-	-
TOTAL EXPENDITURES	602,055	2,480,571	1,060,113	150,987	1,059,288	3,235,095
NET CHANGE IN FUND BALANCE	564,885	217,505	(207,601)	382,382	(424,326)	482,339
FUND BALANCE - BEGINNING OF YEAR	510,464	1,075,349	1,292,854	1,292,854	1,292,854	868,528
FUND BALANCE - END OF YEAR	\$ 1,075,349	\$ 1,292,854	\$ 1,085,253	\$ 1,675,236	\$ 868,528	\$ 1,350,867

2023 Proposed Budget

CITY OF WAUPUN
2023 Budget
Capital Improvements Fund

Account Number	Account Title	2020 Actual	2021 Actual	2022 Budget	2022 8 Month Actual	2022 Estimated	2023 Budget
CAPITAL IMPROVEMENTS FUND							
REVENUES							
400-41-4111-0-00	GENERAL PROPERTY TAXES-CIF	\$ 441,554	\$ 420,000	\$ 390,000	\$ 390,000	\$ 390,000	\$ 340,000
400-42-4230-0-00	SIDEWALKS	-	-	148,000	-	100,000	100,000
400-42-4290-0-00	SPECIAL ASSESSMENT-INTEREST	-	-	-	-	-	-
400-43-4341-0-00	STATE SHARED REVENUES-EXP REST	70,435	72,118	69,162	69,162	69,162	74,434
400-43-4360-0-00	STATE GRANT REVENUES	263,180	11,805	-	-	-	2,500,000
400-43-4361-0-00	PAYMENT FOR MUNICIPAL SERVICES	-	-	-	-	-	-
400-46-4678-0-00	FEES-REC FACILITY MAINTENANCE	15,000	15,000	15,000	15,350	15,350	15,000
400-48-4811-0-00	INTEREST REVENUE	3,380	655	350	1,453	3,000	8,000
400-48-4813-0-00	MISCELLANEOUS REVENUE	13,391	1,498	-	404	450	-
400-49-4912-0-00	PROCEEDS OF LONG-TERM DEBT	-	2,060,000	-	-	-	-
400-49-4914-0-00	PROCEEDS FROM FDL COUNTY	-	-	-	-	-	-
400-49-4916-0-00	PROCEEDS FROM CAPITAL LEASE	-	-	-	-	-	-
400-49-4920-0-00	TRANSFERS IN FROM OTHER FUNDS	360,000	117,000	230,000	57,000	57,000	680,000
	TOTAL REVENUES	<u>1,166,940</u>	<u>2,698,076</u>	<u>852,512</u>	<u>533,368</u>	<u>634,962</u>	<u>3,717,434</u>
EXPENDITURES							
400-10-5140-8-00	CAPITAL IMPROVEMENTS-CITY HALL	-	32,809	-	-	-	-
400-40-5211-8-00	CAPITAL IMPROVEMENT-PUB SAFETY	-	10,694	113,000	24,950	105,500	255,095
400-70-5412-8-00	CAPITAL IMPRV-PUBLIC WORKS	-	-	24,691	2,967	25,000	-
400-70-5420-8-00	CAPITAL IMPR-ENGINEERING	27,458	20,899	92,700	7,440	41,000	-
400-70-5433-8-00	CAPITAL IMPROVEMENT-CURB & GUT	-	-	-	-	-	-
400-70-5436-1-10	SALARIES/WAGES-CAPITAL IMPROVE	-	-	-	434	-	-
400-70-5436-2-20	HEALTH-CAPITAL IMPROVEMENT	-	-	-	88	-	-
400-70-5436-2-21	LIFE-CAPITAL IMPROVEMENT	-	-	-	3	-	-
400-70-5436-2-22	RETIREMENT-CAPITAL IMPROVEMENT	-	-	-	28	-	-
400-70-5436-2-23	SOC SECURITY-CAPITAL IMPROVEME	-	-	-	32	-	-
400-70-5436-2-29	INCOME CONTINUATION-CAPITAL IM	-	-	-	4	-	-
400-70-5436-8-00	CAPITAL IMPROV-STREETS	422,597	672,106	601,000	91,330	559,000	250,000
400-70-5444-8-00	CAPITAL IMPROVEMENT-SIDEWALKS	-	-	196,000	12,360	260,000	200,000
400-20-5512-8-00	CAPITAL IMPROVEMENTS-MUSEUM	-	-	-	-	6,788	-
400-20-5513-8-00	CAPITAL IMPROVEMENTS-SENIOR CE	-	5,966	-	3,511	50,000	2,500,000
400-20-5514-8-00	CAPITAL IMPROVEMENTS-COMMUNITY	-	-	-	-	-	30,000
400-20-5523-8-00	CAPITAL IMPROVEMENTS-AQUATIC F	24,750	-	-	-	-	-
400-20-5525-8-00	CAPITAL IMPROVEMENTS-PARKS	28,883	21,063	11,600	7,838	12,000	-
400-60-5511-8-00	CAPITAL IMPROVEMENTS-LIBRARY	-	-	-	-	-	-
400-10-5950-3-38	OPERATING TRANSFER OUT	-	-	-	-	-	-
400-80-5950-3-38	OPERATING TRANS OUT-CIF TO DSF	98,366	1,806,074	21,122	-	-	-
400-10-5999-3-37	PREMIUM ON BONDS ISSUED	-	(145,078)	-	-	-	-
400-10-5999-3-38	DISCOUNT ON LONG-TERM DEBT	-	16,652	-	-	-	-
400-10-5999-3-39	DEBT ISSUANCE COSTS	-	39,387	-	-	-	-
	TOTAL EXPENDITURES	<u>602,055</u>	<u>2,480,571</u>	<u>1,060,113</u>	<u>150,987</u>	<u>1,059,288</u>	<u>3,235,095</u>
CAPITAL IMPROVEMENTS FUND TOTAL		<u>\$ 564,885</u>	<u>\$ 217,505</u>	<u>\$ (207,601)</u>	<u>\$ 382,382</u>	<u>\$ (424,326)</u>	<u>\$ 482,339</u>

CITY OF WAUPUN
2023 Budget

EQUIPMENT REPLACEMENT

	2020	2021	2022	2022	2022	2023
	Actual	Actual	Budget	8 Month	Estimated	Budget
				Actual		
REVENUES						
General Property Taxes	\$ 225,000	\$ 169,350	\$ 225,000	\$ 225,000	\$ 225,000	\$ 225,000
Grant Revenue	212,621	-	-	-	-	-
Intergovernmental	-	-	-	-	-	-
Sale of property	13,900	25,108	1,500	15,979	15,979	4,000
Investment Income	1,527	254	50	696	1,200	1,000
Miscellaneous Revenue	3,597	7,572	-	2,000	2,000	-
Other Financing Sources						
Long-term Debt Proceeds	-	100,000	-	-	-	-
Transfers In	-	-	-	-	-	-
TOTAL REVENUES	456,645	302,284	226,550	243,675	244,179	230,000
EXPENDITURES						
Capital Outlay						
General Government	35,975	5,895	38,375	17,632	25,000	7,000
Public Safety	86,989	174,696	168,168	117,716	168,168	160,687
Public Works	261,131	61,500	251,410	181,731	250,894	141,500
Culture, Recreation, and Education	-	-	12,500	5,639	12,500	5,000
Other Financing Uses						
Premium on Bonds Issued	-	-	-	-	-	-
Debt Issuance Costs	-	-	-	-	-	-
TOTAL EXPENDITURES	384,095	242,091	470,453	322,718	456,562	314,187
NET CHANGE IN FUND BALANCE	72,550	60,193	(243,903)	(79,043)	(212,383)	(84,187)
FUND BALANCE - BEGINNING OF YEAR	302,280	374,830	435,023	435,023	435,023	222,640
FUND BALANCE - END OF YEAR	\$ 374,830	\$ 435,023	\$ 191,120	\$ 355,979	\$ 222,640	\$ 138,453

2023 Proposed Budget

CITY OF WAUPUN
2023 Budget
Equipment Replacement Fund

Account Number	Account Title	2020	2021	2022	2022	2022	2023
		Actual	Actual	Budget	8 Month Actual	Estimated	Budget
EQUIPMENT REPLACEMENT FUND							
REVENUES							
410-41-4111-0-00	GENERAL PROPERTY TAXES-ERF	\$ 225,000	\$ 169,350	\$ 225,000	\$ 225,000	\$ 225,000	\$ 225,000
410-43-4355-0-00	GRANT REVENUE-ERF	6,482	-	-	-	-	-
410-43-4361-0-00	PAYMENT FOR MUNICIPAL SERVICES	-	-	-	-	-	-
410-43-4328-0-00	FEDERAL GRANT-MISC	206,139	-	-	-	-	-
410-48-4811-0-00	INTEREST REVENUE	1,527	254	50	696	1,200	1,000
410-48-4831-0-00	SALE OF CITY PROPERTY	13,900	25,108	1,500	15,979	15,979	4,000
410-48-4841-0-00	INSURANCE RECOVERIES	-	-	-	-	-	-
410-48-4861-0-00	DONATIONS FROM ORG&INDIVIDUALS	3,597	7,572	-	2,000	2,000	-
410-49-4912-0-00	PROCEEDS OF LONG-TERM DEBT	-	-	-	-	-	-
410-49-4930-0-00	TRANSFERS IN FROM OTHER FUNDS	-	100,000	-	-	-	-
	TOTAL REVENUES	456,645	302,284	226,550	243,675	244,179	230,000
EXPENDITURES							
410-10-5110-4-00	EQUIPMENT-COMMON COUNCIL	-	-	-	-	-	-
410-10-5140-4-00	EQUIPMENT-CITY HALL	35,975	5,895	38,375	17,632	25,000	7,000
410-10-5141-4-00	EQUIPMENT-CLERK	-	-	-	-	-	-
410-10-5142-4-00	EQUIPMENT-ELECTIONS	-	-	-	-	-	-
410-10-5191-4-00	EQUIPMENT-ECONOMIC DEVELOPMENT	-	-	-	-	-	-
410-10-5197-4-00	EQUIPMENT-INFO TECHNOLOGY	-	-	-	-	-	-
410-10-5534-4-00	EQUIPMENT-CELEBRAT/ENTERTAINME	-	-	-	-	-	-
410-10-5999-3-37	PREMIUM ON BONDS ISSUED	-	-	-	-	-	-
410-10-5999-3-39	DEBT ISSUANCE COSTS	-	-	-	-	-	-
410-20-5513-4-00	EQUIPMENT-SENIOR CENTER	-	-	-	-	-	-
410-20-5523-4-00	EQUIPMENT-AQUATIC FACILITY	-	-	12,500	5,639	12,500	5,000
410-20-5525-4-00	EQUIPMENT-PARKS	-	-	-	-	-	-
410-40-5211-4-00	EQUIPMENT-POLICE	70,450	110,126	103,168	73,384	103,168	130,187
410-50-5231-4-00	EQUIPMENT-FIRE	16,539	64,570	65,000	44,332	65,000	30,500
410-60-5511-4-00	EQUIPMENT-LIBRARY	-	-	-	-	-	-
410-70-5410-4-00	EQUIPMENT-BUILDINGS & GROUNDS	55,490	-	-	-	-	-
410-70-5411-4-00	EQUIPMENT-STREETS	166,965	-	172,300	171,784	171,784	-
410-70-5412-4-00	EQUIPMENT-PUBLIC WORKS	38,677	61,500	79,110	9,947	79,110	141,500
	TOTAL EXPENDITURES	384,095	242,091	470,453	322,718	456,562	314,187
	EQUIPMENT REPLACEMENT FUND TOTAL	\$ 72,550	\$ 60,193	\$ (243,903)	\$ (79,043)	\$ (212,383)	\$ (84,187)

**CITY OF WAUPUN
2023 Budget**

TAX INCREMENTAL DISTRICT NO. 3

	2020 Actual	2021 Actual	2022 Budget	2022 8 Month Actual	2022 Estimated	2023 Budget
REVENUES						
Tax Increment	\$ 102,592	\$ 133,830	\$ 149,000	\$ 150,805	\$ 150,805	\$ 130,000
Intergovernmental Revenue	20,598	32,388	20,598	20,598	20,598	20,598
Payment In Lieu of Tax	9,423	9,709	9,814	9,814	9,814	9,000
Miscellaneous Revenues	(0)	-	-	440,000	440,000	-
TOTAL REVENUES	132,614	175,927	179,412	621,217	621,217	159,598
EXPENDITURES						
Administrative Expenditures	831	7,018	15,238	3,762	15,184	16,116
Capital Outlay	87,314	87,052	172,898	65,383	172,898	110,000
Interest and Fiscal Charges	-	8,935	13,050	3,386	3,386	32,967
TOTAL EXPENDITURES	88,145	103,004	201,186	72,531	191,468	159,083
NET CHANGE IN FUND BALANCE	44,469	72,923	(21,774)	548,686	429,749	515
FUND BALANCE - BEGINNING OF YEAR	(469,090)	(424,621)	(351,698)	(351,698)	(351,698)	78,051
FUND BALANCE - END OF YEAR	\$ (424,621)	\$ (351,698)	\$ (373,472)	\$ 196,988	\$ 78,051	\$ 78,566

Draft

2023 Proposed Budget

CITY OF WAUPUN
2023 Budget
Tax Increment District #3

Account Number	Account Title	2020 Actual	2021 Actual	2022 Budget	2022 8 Month Actual	2022 Estimated	2023 Budget
TAX INCREMENT DISTRICT #3							
REVENUES							
405-41-4112-0-00	TAXES-TAX INCREMENTAL DISTRICT	\$ 102,592	\$ 133,830	\$ 149,000	\$ 150,805	\$ 150,805	\$ 130,000
405-41-4115-0-00	TAX-COMPUTER EXEMPT PROPERTY	8,287	8,287	8,287	8,287	8,287	8,287
405-41-4116-0-00	TAX-EXEMPT PERSONAL PROPERTY	12,311	24,101	12,311	12,311	12,311	12,311
405-42-4240-0-00	PAYMENT IN LIEU OF TAX	9,423	9,709	9,814	9,814	9,814	9,000
405-43-4355-0-00	STATE GRANT	-	-	-	-	-	-
405-48-4861-0-00	DONATIONS FROM ORG&INDIVIDUALS	-	-	-	-	-	-
405-49-4912-0-00	PROCEEDS OF LONG-TERM DEBT	-	-	-	440,000	440,000	-
TOTAL REVENUES		<u>132,614</u>	<u>175,927</u>	<u>179,412</u>	<u>621,217</u>	<u>621,217</u>	<u>159,598</u>
EXPENDITURES							
405-70-5436-1-10	TIF #3-SALARIES/WAGES	-	5,342	11,269	2,455	11,269	11,422
405-70-5436-1-11	TIF #3-OVERTIME	-	-	-	-	-	-
405-70-5436-2-20	TIF #3-HEALTH INSURANCE	-	399	1,277	294	1,277	1,901
405-70-5436-2-21	TIF #3-LIFE INSURANCE	-	4	11	3	11	52
405-70-5436-2-22	TIF #3-RETIREMENT	-	353	738	163	738	777
405-70-5436-2-23	TIF #3-SOCIAL SECURITY	-	392	859	194	859	874
405-70-5436-2-24	TIF #3-SS-MEDICARE	-	-	-	-	-	-
405-70-5436-2-29	TIF #3-INCOME CONTINUE	-	27	83	22	30	90
405-70-5436-3-33	TIF #3-POSTAGE	-	-	-	-	-	-
405-70-5436-3-35	TIF #3-NEWSPAPER PUB.	-	-	-	-	-	-
405-70-5436-3-38	TIF #3-OPERATING EXPENSES	87,314	87,052	172,898	62,412	164,227	110,000
405-70-5436-3-39	TIF #3-PROFESSIONAL SERVICES	831	500	1,000	630	1,000	1,000
405-70-5436-8-00	TIF #3-CAPITAL OUTLAY	-	-	-	2,971	8,671	-
405-70-5950-3-38	OPERATING TRANSFER OUT-DSF	-	-	-	3,386	3,386	32,967
405-10-5921-6-00	INTEREST EXPENSES ON ADVANCES	-	8,935	13,050	-	-	-
TOTAL EXPENDITURES		<u>88,145</u>	<u>103,004</u>	<u>201,186</u>	<u>72,531</u>	<u>191,468</u>	<u>159,083</u>
TAX INCREMENT DISTRICT #3 TOTAL		<u>44,469</u>	<u>72,923</u>	<u>(21,774)</u>	<u>548,686</u>	<u>429,749</u>	<u>515</u>

CITY OF WAUPUN
2023 Budget

TAX INCREMENTAL DISTRICT NO. 5

	2020	2021	2022	2022	2022	2023
	Actual	Actual	Budget	8 Month	Estimated	Budget
				Actual		
REVENUES						
Tax Increment	360,559	339,156	400,000	411,737	411,737	390,000
Intergovernmental Revenue	5,345	8,592	5,345	5,345	5,345	5,345
Payment in Lieu of Tax	16,343	15,566	14,000	14,465	14,465	13,000
Miscellaneous Revenues	1,316	8,010	-	-	-	-
Other Financing Sources						
Long-term Debt Proceeds	3,145,000	-	-	-	-	-
Transfers In	95,000	51,000	-	-	-	-
TOTAL REVENUES	3,623,563	422,324	419,345	431,547	431,547	408,345
EXPENDITURES						
Administrative Expenditures	7,791	650	2,000	780	2,000	2,000
Capital Outlay	39,480	-	-	-	-	-
Debt Issuance Costs	(220,252)	-	-	-	-	-
Debt Service - Transfers Out	3,894,031	423,184	384,850	384,850	384,850	379,050
TOTAL EXPENDITURES	3,721,050	423,834	386,850	385,630	386,850	381,050
NET CHANGE IN FUND BALANCE	(97,488)	(1,510)	32,495	45,917	44,697	27,295
FUND BALANCE - BEGINNING OF YEAR	(1,693,875)	(1,791,363)	(1,792,872)	(1,792,872)	(1,792,872)	(1,748,175)
FUND BALANCE - END OF YEAR	\$ (1,791,363)	\$ (1,792,872)	\$ (1,760,377)	\$ (1,746,956)	\$ (1,748,175)	\$ (1,720,880)

Draft

2023 Proposed Budget

CITY OF WAUPUN
2023 Budget
Tax Increment District #5

Account Number	Account Title	2020 Actual	2021 Actual	2022 Budget	2022 8 Month Actual	2022 Estimated	2023 Budget
TAX INCREMENT DISTRICT #5							
REVENUES							
401-41-4112-0-00	TAXES-TAX INCREMENTAL DISTRICT	\$ 360,559	\$ 339,156	\$ 400,000	\$ 411,737	\$ 411,737	\$ 390,000
401-41-4115-0-00	TAX-COMPUTER EXEMPT PROPERTY	785	785	785	785	785	785
401-41-4116-0-00	TAX-EXEMPT PERSONAL PROPERTY	4,560	7,807	4,560	4,560	4,560	4,560
401-41-4130-0-00	PAYMENT IN LIEU OF TAX	16,343	15,566	14,000	14,465	14,465	13,000
401-42-4240-0-00	DEVELOPER GUARANTEES	-	-	-	-	-	-
401-48-4811-0-00	TIF 5 INTEREST REVENUE	1,316	-	-	-	-	-
401-48-4831-0-00	SALE OF CITY PROPERTY	-	8,010	-	-	-	-
401-48-4861-0-00	DONATIONS FROM ORG&INDIVIDUALS	-	-	-	-	-	-
401-49-4919-0-00	FARMING-TIF 5	-	-	-	-	-	-
401-49-4912-0-00	PROCEEDS OF LONG-TERM DEBT	3,145,000	-	-	-	-	-
401-49-4920-0-00	TRANSFER FROM GENERAL FUND	95,000	51,000	-	-	-	-
TOTAL REVENUES		<u>3,623,563</u>	<u>422,324</u>	<u>419,345</u>	<u>431,547</u>	<u>431,547</u>	<u>408,345</u>
EXPENDITURES							
401-10-5199-3-38	PRIOR YR UNCOLLECTABLE ACCOUNT	5,438	-	-	-	-	-
401-10-5921-6-00	INTEREST EXPENSES ON ADVANCES	-	-	-	-	-	-
401-10-5999-3-37	TID 5 PREMIUM ON BONDS ISSUED	(324,404)	-	-	-	-	-
401-10-5999-3-39	TID 5 ISSUANCE COSTS	104,151	-	-	-	-	-
401-70-5436-1-10	TIF #5 DEVELOP-SALARIES/WAGES	-	-	-	-	-	-
401-70-5436-1-11	TIF #5 DEVELOP-OVERTIME	-	-	-	-	-	-
401-70-5436-2-20	TIF #5 DEVELOP-HEALTH INS	-	-	-	-	-	-
401-70-5436-2-21	TIF #5 DEVELOP-LIFE INSURANCE	-	-	-	-	-	-
401-70-5436-2-22	TIF #5 DEVELOP-RETIREMENT	-	-	-	-	-	-
401-70-5436-2-23	TIF #5 DEVELOP-SOC SECURITY	-	-	-	-	-	-
401-70-5436-2-29	TIF #5 DEVELOP-INCOME CONTINU	-	-	-	-	-	-
401-70-5436-3-33	TIF #5 DEVELOP-POSTAGE	1	-	-	-	-	-
401-70-5436-3-35	TIF #5 DEVELOP-NEWSPAPER PUB.	-	-	-	-	-	-
401-70-5436-3-38	TIF #5 DEVELOP-OPERATING EXP	1,522	150	1,000	150	1,000	1,000
401-70-5436-3-39	TIF #5 DEVEL-PROFESSIONAL SVCS	831	500	1,000	630	1,000	1,000
401-70-5436-8-00	TIF #5 DEVELOP-CAPITAL OUTLAY	39,480	-	-	-	-	-
401-70-5950-3-38	OPERATING TRANSFER OUT-DSF	3,894,031	423,184	384,850	384,850	384,850	379,050
TOTAL EXPENDITURES		<u>3,721,050</u>	<u>423,834</u>	<u>386,850</u>	<u>385,630</u>	<u>386,850</u>	<u>381,050</u>
TAX INCREMENT DISTRICT #5 TOTAL		<u>(97,488)</u>	<u>(1,510)</u>	<u>32,495</u>	<u>45,917</u>	<u>44,697</u>	<u>27,295</u>

**CITY OF WAUPUN
2023 Budget**

TAX INCREMENTAL DISTRICT NO. 6

	2020 Actual	2021 Actual	2022 Budget	2022 8 Month Actual	2022 Estimated	2023 Budget
REVENUES						
Tax Increment	\$ 116,327	\$ 129,632	\$ 129,000	\$ 133,165	\$ 133,165	\$ 90,000
Intergovernmental Revenue	8,488	11,404	8,488	8,488	8,488	8,488
Miscellaneous Revenues	-	-	-	-	-	-
TOTAL REVENUES	<u>124,815</u>	<u>141,036</u>	<u>137,488</u>	<u>141,653</u>	<u>141,653</u>	<u>98,488</u>
EXPENDITURES						
Administrative Expenditures	22,100	10,117	5,000	1,549	6,847	20,116
Capital Improvements	27,427	150	115,150	103,126	115,150	10,150
Interest and Fiscal Charges	10,283	8,479	12,630	-	12,630	12,630
Transfers Out	53,000	53,000	53,000	-	53,000	53,000
TOTAL EXPENDITURES	<u>112,810</u>	<u>71,746</u>	<u>185,780</u>	<u>104,675</u>	<u>187,627</u>	<u>95,896</u>
NET CHANGE IN FUND BALANCE	12,005	69,290	(48,292)	36,978	(45,974)	2,592
FUND BALANCE - BEGINNING OF YEAR	<u>(433,309)</u>	<u>(421,303)</u>	<u>(352,013)</u>	<u>(352,013)</u>	<u>(352,013)</u>	<u>(397,987)</u>
FUND BALANCE - END OF YEAR	<u>\$ (421,303)</u>	<u>\$ (352,013)</u>	<u>\$ (400,305)</u>	<u>\$ (315,035)</u>	<u>\$ (397,987)</u>	<u>\$ (395,395)</u>

Draft

2023 Proposed Budget

CITY OF WAUPUN
2023 Budget
Tax Increment District #6

Account Number	Account Title	2020	2021	2022	2022	2022	2023
		Actual	Actual	Budget	8 Month Actual	Estimated	Budget
TAX INCREMENT DISTRICT #6							
REVENUES							
408-41-4112-0-00	TAXES-TAX INCREMENTAL DISTRICT	\$ 116,327	\$ 129,632	\$ 129,000	\$ 133,165	\$ 133,165	\$ 90,000
408-41-4115-0-00	TAX-COMPUTER EXEMPT PROPERTY	4,949	4,949	4,949	4,949	4,949	4,949
408-41-4116-0-00	TAX-EXEMPT PERSONAL PROPERTY	3,539	6,455	3,539	3,539	3,539	3,539
408-43-4357-0-00	STATE/FEDERAL GRANT-TIF 6	-	-	-	-	-	-
408-48-4871-0-00	REFUND OF PRIOR YR EXPENSES	-	-	-	-	-	-
	TOTAL REVENUES	124,815	141,036	137,488	141,653	141,653	98,488
EXPENDITURES							
408-70-5436-1-10	TIF #6-SALARIES/WAGES	2,167	2,834	-	362	1,000	11,422
408-70-5436-1-11	TIF #6-OVERTIME	-	-	-	-	-	-
408-70-5436-2-20	TIF #6-HEALTH INSURANCE	167	596	-	77	250	1,901
408-70-5436-2-21	TIF #6-LIFE INSURANCE	4	13	-	2	10	53
408-70-5436-2-22	TIF #6-RETIREMENT	146	191	-	24	80	777
408-70-5436-2-23	TIF #6-SOCIAL SECURITY	157	205	-	26	76	874
408-70-5436-2-24	TIF #6-SS-MEDICARE	-	-	-	-	-	-
408-70-5436-2-29	TIF #6-INCOME CONTINUATION	7	26	-	4	6	90
408-70-5436-3-32	TIF #6-UTILITIES	2,320	4,363	-	425	425	-
408-70-5436-3-35	TIF #6-NEWSPAPER PUB.	-	52	-	-	-	-
408-70-5436-3-38	TIF #6-OPERATING EXP	1,270	150	150	150	150	150
408-70-5436-3-39	TIF #6-PROFESSIONAL SERVICES	17,131	1,837	5,000	630	5,000	5,000
408-70-5436-8-00	CAPITAL OUTLAY	26,158	-	115,000	102,976	115,000	10,000
408-10-5921-6-00	INTEREST EXPENSES ON ADVANCES	10,283	8,479	12,630	-	12,630	12,630
408-10-5950-3-38	TIF #6-OPERATING TRANSFER OUT	53,000	53,000	53,000	-	53,000	53,000
	TOTAL EXPENDITURES	112,810	71,746	185,780	104,675	187,627	95,896
TAX INCREMENT DISTRICT #6 TOTAL		12,005	69,290	(48,292)	36,978	(45,974)	2,592

CITY OF WAUPUN
2023 Budget

TAX INCREMENTAL DISTRICT NO. 7

	2020 Actual	2021 Actual	2022 Budget	2022 8 Month Actual	2022 Estimated	2023 Budget
REVENUES						
Tax Increment	48,906	62,882	61,000	63,399	63,399	45,000
Intergovernmental Revenue	-	-	-	-	-	-
Miscellaneous Revenues	10,784	168	100	53,797	50,525	-
Other Financing Sources						
Long-term Debt Proceeds	-	-	-	-	-	-
TOTAL REVENUES	59,690	63,051	61,100	117,196	113,924	45,000
EXPENDITURES						
Administrative Expenditures	831	500	1,000	630	1,000	1,000
Capital Improvements	1,426	1,061	500	225,224	10,150	5,500
Interest and Fiscal Charges	-	-	-	-	-	-
Debt Service - Transfers Out	108,738	108,038	132,338	28,669	132,338	131,138
Other Financing Uses						
Premium on bonds	-	-	-	-	-	-
Debt issuance costs	-	-	-	-	-	-
TOTAL EXPENDITURES	110,995	109,599	133,838	254,523	143,488	137,638
NET CHANGE IN FUND BALANCE	(51,304)	(46,548)	(72,738)	(137,327)	(29,564)	(92,638)
FUND BALANCE - BEGINNING OF YEAR	(126,343)	(177,647)	(224,195)	(224,195)	(224,195)	(253,758)
FUND BALANCE - END OF YEAR	\$ (177,647)	\$ (224,195)	\$ (296,933)	\$ (361,521)	\$ (253,758)	\$ (346,396)

2023 Proposed Budget

CITY OF WAUPUN
2023 Budget
Tax Increment District #7

Account Number	Account Title	2020 Actual	2021 Actual	2022 Budget	2022 8 Month Actual	2022 Estimated	2023 Budget
TAX INCREMENT DISTRICT #7							
REVENUES							
407-41-4112-0-00	TAXES-TAX INCREMENTAL DISTRICT	\$ 48,906	\$ 62,882	\$ 61,000	\$ 63,399	\$ 63,399	\$ 45,000
407-41-4115-0-00	TAX-COMPUTER EXEMPT PROPERTY	-	-	-	-	-	-
407-41-4130-0-00	PAYMENT IN LIEU OF TAX	-	-	-	-	-	-
407-48-4811-0-00	TIF 7 INTEREST REVENUE	1,763	168	100	914	1,000	-
407-48-4821-0-00	TIF 7 RENT OF CITY PROPERTY	-	-	-	3,358	-	-
407-48-4831-0-00	SALE OF CITY PROPERTY	-	-	-	49,525	49,525	-
407-48-4871-0-00	REFUND OF PRIOR YR EXPENSES	9,021	-	-	-	-	-
407-49-4912-0-00	PROCEEDS OF LONG-TERM DEBT	-	-	-	-	-	-
	TOTAL REVENUES	59,690	63,051	61,100	117,196	113,924	45,000
EXPENDITURES							
407-70-5436-1-10	TIF #7 DEVELOP-SALARIES/WAGES	-	-	-	-	-	-
407-70-5436-2-20	TIF #7 DEVELOP-HEALTH INS	-	-	-	-	-	-
407-70-5436-2-21	TIF #7 DEVELOP-LIFE INSURANCE	-	-	-	-	-	-
407-70-5436-2-22	TIF #7 DEVELOP-RETIREMENT	-	-	-	-	-	-
407-70-5436-2-23	TIF #7 DEVELOP-SOC SECURITY	-	-	-	-	-	-
407-70-5436-2-29	TIF #7 DEVELOP-INCOME CONTINU	-	-	-	-	-	-
407-70-5436-3-35	TIF #7 DEVELOP-NEWSPAPER PUB.	-	-	-	-	-	-
407-70-5436-3-38	TIF #7 DEVELOP-OPERATING EXP	150	150	500	370	150	500
407-70-5436-3-39	TIF #7 DEVEL-PROFESSIONAL SVCS	831	500	1,000	630	1,000	1,000
407-70-5436-8-00	TIF #7 DEVELOP-CAPITAL OUTLAY	1,276	911	-	224,854	10,000	5,000
407-10-5950-3-38	OPERATING TRANSFER OUT-DSF	108,738	108,038	132,338	28,669	132,338	131,138
407-10-5999-3-37	PREMIUM ON BONDS ISSUED	-	-	-	-	-	-
407-10-5999-3-38	TID 7 DISCOUNT ON L-T DEBT	-	-	-	-	-	-
407-10-5999-3-39	TID 7 ISSUANCE COSTS	-	-	-	-	-	-
	TOTAL EXPENDITURES	110,995	109,599	133,838	254,523	143,488	137,638
TAX INCREMENT DISTRICT #7 TOTAL		(51,304)	(46,548)	(72,738)	(137,327)	(29,564)	(92,638)

CITY OF WAUPUN
2023 Budget

TAX INCREMENTAL DISTRICT NO. 8

	2020 Actual	2021 Actual	2022 Budget	2022 8 Month Actual	2022 Estimated	2023 Budget
REVENUES						
Tax Increment	54,413	62,409	89,000	89,621	89,621	125,000
Intergovernmental Revenue	-	-	-	-	-	-
Payment in Lieu of Tax	-	-	-	-	-	-
Miscellaneous Revenues	-	-	-	-	-	-
Other Financing Sources						
Long-term Debt Proceeds	-	-	-	410,000	410,000	-
TOTAL REVENUES	54,413	62,409	89,000	499,621	499,621	125,000
EXPENDITURES						
Capital Outlay						
Capital Improvements	981	110,650	141,150	148,337	148,707	131,150
Administrative Expenditures	-	-	-	-	-	-
Interest and Fiscal Charges	-	-	-	-	-	-
Transfers Out	-	-	-	-	-	15,405
Other Financing Uses						
Premium on bonds	-	-	-	-	-	-
Debt issuance costs	-	-	-	-	-	-
TOTAL EXPENDITURES	981	110,650	141,150	148,337	148,707	146,555
NET CHANGE IN FUND BALANCE	53,432	(48,241)	(52,150)	351,284	350,914	(21,555)
FUND BALANCE - BEGINNING OF YEAR	(302,753)	(249,321)	(297,562)	(297,562)	(297,562)	53,352
FUND BALANCE - END OF YEAR	\$ (249,321)	\$ (297,562)	\$ (349,712)	\$ 53,722	\$ 53,352	\$ 31,797

2023 Proposed Budget

CITY OF WAUPUN
2023 Budget
Tax Increment District #8

Account Number	Account Title	2020 Actual	2021 Actual	2022 Budget	2022 8 Month Actual	2022 Estimated	2023 Budget
TAX INCREMENT DISTRICT #8							
REVENUES							
418-41-4112-0-00	TAXES-TAX INCREMENTAL DISTRICT	\$ 54,413	\$ 62,409	\$ 89,000	\$ 89,621	\$ 89,621	\$ 125,000
418-41-4115-0-00	TAX-COMPUTER EXEMPT PROPERTY	-	-	-	-	-	-
418-41-4130-0-00	PAYMENT IN LIEU OF TAX	-	-	-	-	-	-
418-48-4811-0-00	TIF 8 INTEREST REVENUE	-	-	-	-	-	-
418-48-4831-0-00	SALE OF CITY PROPERTY	-	-	-	-	-	-
418-49-4912-0-00	PROCEEDS OF LONG-TERM DEBT	-	-	-	410,000	410,000	-
	TOTAL REVENUES	<u>54,413</u>	<u>62,409</u>	<u>89,000</u>	<u>499,621</u>	<u>499,621</u>	<u>125,000</u>
EXPENDITURES							
418-70-5436-1-10	TIF #8 DEVELOP-SALARIES/WAGES	-	-	-	-	-	-
418-70-5436-2-20	TIF #8 DEVELOP-HEALTH INS	-	-	-	-	-	-
418-70-5436-2-21	TIF #8 DEVELOP-LIFE INSURANCE	-	-	-	-	-	-
418-70-5436-2-22	TIF #8 DEVELOP-RETIREMENT	-	-	-	-	-	-
418-70-5436-2-23	TIF #8 DEVELOP-SOC SECURITY	-	-	-	-	-	-
418-70-5436-2-29	TIF #8 DEVELOP-INCOME CONTINU	-	-	-	-	-	-
418-70-5436-3-35	TIF #8 DEVELOP-NEWSPAPER PUB.	-	-	-	-	-	-
418-70-5436-3-38	TIF #8 DEVELOP-OPERATING EXP	150	150	150	150	150	150
418-70-5436-3-39	TIF #8 DEVEL-PROFESSIONAL SVCS	831	500	1,000	630	1,000	1,000
418-70-5436-8-00	TIF #8 DEVELOP-CAPITAL OUTLAY	-	110,000	140,000	147,557	147,557	130,000
418-10-5950-3-38	OPERATING TRANSFER OUT-DSF	-	-	-	-	-	15,405
	TOTAL EXPENDITURES	<u>981</u>	<u>110,650</u>	<u>141,150</u>	<u>148,337</u>	<u>148,707</u>	<u>146,555</u>
TAX INCREMENT DISTRICT #8 TOTAL		<u>53,432</u>	<u>(48,241)</u>	<u>(52,150)</u>	<u>351,284</u>	<u>350,914</u>	<u>(21,555)</u>

**CITY OF WAUPUN
2023 Budget**

TAX INCREMENTAL DISTRICT NO. 9

	2020 Actual	2021 Actual	2022 Budget	2022 8 Month Actual	2022 Estimated	2023 Budget
REVENUES						
Tax Increment	-	-	-	-	-	-
Intergovernmental Revenue	-	-	-	-	-	-
Payment in Lieu of Tax	-	-	-	-	-	-
Miscellaneous Revenues	-	-	-	1,348,169	3,507	-
Other Financing Sources	-	-	-	-	-	-
Long-term Debt Proceeds	-	-	-	-	-	-
TOTAL REVENUES	-	-	-	1,348,169	3,507	-
EXPENDITURES						
Capital Outlay						
Capital Improvements	-	-	-	545,231	680,000	100,000
Administrative Expenditures	-	-	-	419	3,233	15,116
Interest and Fiscal Charges	-	-	-	-	-	-
Transfers Out	-	-	-	-	-	-
Other Financing Uses						
Premium on bonds	-	-	-	-	-	-
Debt issuance costs	-	-	-	-	-	-
TOTAL EXPENDITURES	-	-	-	545,650	683,233	115,116
NET CHANGE IN FUND BALANCE	-	-	-	802,519	(679,726)	(115,116)
FUND BALANCE - BEGINNING OF YEAR	-	-	-	-	-	(679,726)
FUND BALANCE - END OF YEAR	\$ -	\$ -	\$ -	\$ 802,519	\$ (679,726)	\$ (794,842)

Draft

2023 Proposed Budget

CITY OF WAUPUN
2023 Budget
Tax Increment District #9

Account Number	Account Title	2020 Actual	2021 Actual	2022 Budget	2022 8 Month Actual	2022 Estimated	2023 Budget
TAX INCREMENT DISTRICT #9							
REVENUES							
419-41-4112-0-00	TAXES-TAX INCREMENTAL DISTRICT	\$ -	\$ -	\$ -	\$ -	\$ -	\$ -
419-48-4811-0-00	TIF 9 INTEREST REVENUE	-	-	-	2,063	3,507	-
419-48-4831-0-00	SALE OF CITY PROPERTY	-	-	-	1,346,106	-	-
	TOTAL REVENUES	<u>-</u>	<u>-</u>	<u>-</u>	<u>1,348,169</u>	<u>3,507</u>	<u>-</u>
EXPENDITURES							
419-10-5950-3-38	OPERATING TRANSFER OUT-DSF	-	-	-	-	-	-
419-70-5435-1-10	TIF #9 SALARIES/WAGES	-	-	-	245	1,000	11,422
419-70-5435-2-20	TIF #9-HEALTH INSURANCE	-	-	-	15	75	1,901
419-70-5435-2-21	TIF #9-LIFE INSURANCE	-	-	-	1	4	53
419-70-5435-2-22	TIF #9-RETIREMENT	-	-	-	16	70	777
419-70-5435-2-23	TIF #9-SOCIAL SECURITY	-	-	-	18	80	874
419-70-5435-2-29	TIF #9-INCOME CONTINUE	-	-	-	1	4	90
419-70-5435-3-38	TIF #9-OPERATING EXP	-	-	-	123	2,000	-
419-70-5435-8-00	TIF #9-CAPITAL OUTLAY	-	-	-	-	600,000	-
419-70-5436-3-38	TIF #9-OPERATING EXP-UNITED CO	-	-	-	-	30,000	-
419-70-5436-8-00	TIF #9-CAPITAL OUTLAY-UNITED C	-	-	-	545,231	50,000	100,000
	TOTAL EXPENDITURES	<u>-</u>	<u>-</u>	<u>-</u>	<u>545,650</u>	<u>683,233</u>	<u>115,116</u>
	TAX INCREMENT DISTRICT #8 TOTAL	<u>-</u>	<u>-</u>	<u>-</u>	<u>802,519</u>	<u>(679,726)</u>	<u>(115,116)</u>

Draft

**CITY OF WAUPUN
2023 Budget**

BUSINESS PARK

	2020 Actual	2021 Actual	2022 Budget	2022 8 Month Actual	2022 Estimated	2023 Budget
REVENUES						
Sale of City Property	-	14,821	-	-	1,346,106	-
Investment Income	1,149	124	75	143	250	-
Miscellaneous Revenues	24,926	24,926	24,926	13,651	62,009	224,103
TOTAL REVENUES	26,075	39,871	25,001	13,794	1,408,365	224,103
EXPENDITURES						
Interest and Fiscal Charges	4,522	6,569	5,839	5,839	5,839	5,109
Operating expenses	7,091	5,804	15,000	23,151	38	10,000
TOTAL EXPENDITURES	11,613	12,373	20,839	28,990	5,877	15,109
NET CHANGE IN FUND BALANCE	14,463	27,498	4,162	(15,197)	1,402,488	208,994
FUND BALANCE - BEGINNING OF YEAR	(210,918)	(196,456)	(168,958)	(168,958)	(168,958)	1,233,530
FUND BALANCE - END OF YEAR	\$ (196,456)	\$ (168,958)	\$ (164,796)	\$ (184,154)	\$ 1,233,530	\$ 1,442,524

Draft

2023 Proposed Budget

CITY OF WAUPUN
2023 Budget
Business Park

Account Number	Account Title	2020 Actual	2021 Actual	2022 Budget	2022 8 Month Actual	2022 Estimated	2023 Budget
BUSINESS PARK FUND							
REVENUES							
404-48-4811-0-00	INTEREST INCOME	1,149	124	75	143	250	-
404-48-4831-0-00	SALE OF CITY PROPERTY	-	14,821	-	-	1,346,106	-
404-49-4912-0-00	CELL TOWER LEASE	7,695	7,695	7,695	7,695	7,695	7,695
404-49-4915-0-00	MISCELLANEOUS REVENUE	-	-	-	-	3,358	-
404-49-4919-0-00	FARMING-BUSINESS PARK	17,231	17,231	17,231	5,956	5,956	5,956
404-49-4931-0-00	FUND BALANCE APPLIED	-	-	-	-	45,000	210,452
	TOTAL REVENUES	<u>26,075</u>	<u>39,871</u>	<u>25,001</u>	<u>13,794</u>	<u>1,408,365</u>	<u>224,103</u>
EXPENDITURES							
404-10-5711-3-32	BUSINESS PARK - UTILITIES	-	-	-	21	38	-
404-10-5921-6-00	INTEREST EXPENSE ON ADVANCES	4,522	6,569	5,839	5,839	5,839	5,109
404-10-5711-3-38	BUSINESS PARK - OPERATING EXP	7,091	5,804	15,000	23,131	-	10,000
	TOTAL EXPENDITURES	<u>11,613</u>	<u>12,373</u>	<u>20,839</u>	<u>28,990</u>	<u>5,877</u>	<u>15,109</u>
BUSINESS PARK TOTAL		<u>14,463</u>	<u>27,498</u>	<u>4,162</u>	<u>(15,197)</u>	<u>1,402,488</u>	<u>208,994</u>

Draft

Capital Projects - Tax Levy Funded

Fund/Department/Project	2023	2024	2025	2026	2027	Total
Capital Improvement Fund						
Capital Projects						
City Hall						
City Hall Facility Improvements	-	235,000	306,000	397,000	427,000	1,365,000
City Hall Total	-	235,000	306,000	397,000	427,000	1,365,000
Public Safety						
Police						
Land Purchase (Future Safety Bldg/City Hall)	175,000					175,000
Safety Building Design and Engineering	50,000					50,000
Firearms Range	30,095					30,095
Safety Building Facility Improvements			150,000	1,647,000	1,647,000	3,444,000
Police Total	255,095	-	150,000	1,647,000	1,647,000	3,699,095
Fire						
Post Incident Showers		400,000				400,000
Fire Total	-	400,000	-	-	-	400,000
Public Safety Total	255,095	400,000	150,000	1,647,000	1,647,000	4,099,095
Public Works						
Community Center Lot Repair	30,000					30,000
Library Facility Improvements		12,000	5,000	36,000	119,000	172,000
Museum Facility Improvements		62,500			36,000	98,500
Garage Facility Improvements				283,000	72,000	355,000
Sidewalk Replacement	200,000	200,000	215,000			615,000
Sidewalk Replacement Special Assessments	(100,000)	(150,000)	(161,250)			(411,250)
Street Design and Engineering		6,000	52,000			58,000
Grove/Roosevelt/Park Reconstruction				1,246,000		1,246,000
Newton/Rock Phase 2 Reconstruction			1,184,000			1,184,000
Newton/Rock Phase 2 Grant			(400,000)			(400,000)
Mill and Overlay Streets	250,000	210,000	-	20,000	101,000	581,000
Public Works Total	380,000	340,500	894,750	1,585,000	328,000	3,528,250
Culture, Recreation, Education						
Senior Center						
Senior Center Design & Build	2,500,000	2,700,000				5,200,000
Senior Center Grant	(2,500,000)	(2,500,000)				(5,000,000)
Recreation						
Paint Pool Surface			30,000		32,000	62,000
McCune Park ADA Upgrades		25,000				25,000
Baseball Complex Turf Repair		530,000				530,000
Fund Balance Restricted for Turf Replacement		(76,000)				(76,000)
Wilcox Park Inclusive Playground		232,000				232,000
Wilcox Park Playground Grant (25%)		(58,000)				(58,000)
Wilcox Playground Fundraising (33%)		(76,560)				(76,560)
Playground Replacement			35,000		40,000	75,000
Welcome to Waupun Entry Signs		80,000				80,000
Culture, Recreation, Education Total	-	856,440	65,000	-	72,000	993,440
Capital Projects Total (less grants/assessments)	635,095	1,831,940	1,415,750	3,629,000	2,474,000	9,985,785

	2023	2024	2025	2026	2027	Total
Funding Sources - Capital Improvement Fund						
Estimated Grant Funding and Special Assessments	2,600,000	2,860,560	561,250	-	-	6,021,810
Expenditure Restraint/Interest Revenue	97,434	97,434	97,434	97,434	97,434	487,170
Estimated Tax Levy	340,000	265,000	190,000	115,000	40,000	950,000
Estimated Fund Balance Applied	197,661	250,000	200,000	150,000	202,339	1,000,000
Total Funding Sources	3,235,095	3,472,994	1,048,684	362,434	339,773	8,458,980
Total Expenses - Capital Improvement Fund	3,235,095	4,692,500	1,977,000	3,629,000	2,474,000	16,007,595
Surplus / (Shortfall)	-	(1,219,506)	(928,316)	(3,266,566)	(2,134,227)	(7,548,615)

Equipment Replacment Schedule - Tax Levy Funded

Fund/Category/Department/Item	2023	2024	2025	2026	2027	Total
Equipment Replacement Fund						
General Government						
City Hall						
Computer & Device Updates	7,000	9,000	9,100	9,200	9,300	43,600
Payroll Software Upgrades		11,000				11,000
iWorQ Licensing/Inspection Software		5,000				5,000
Plotter Printer			10,000			10,000
General Government Total	7,000	25,000	19,100	9,200	9,300	69,600
Public Safety						
Police						
Lexipole Policy Mgt Software Startup Costs		10,350				10,350
Police Squad(s) and Equipment	101,524	54,822	59,207	127,886	69,059	412,498
AED	1,350	1,571	1,665	1,764	1,905	8,255
Computer Upgrades	1,023	1,200	1,300	1,400	1,500	6,423
Bullet Resistant Vests	2,200	2,300	2,300	7,000	-	13,800
Tasers	3,162	3,400	3,932	4,167	4,500	19,161
Mobile Data Computer(s) for squad cars	3,300	3,500	3,700	3,900	4,100	18,500
Portable Radios	9,368	9,700	10,100	10,500	10,800	50,468
Radar System (new squad)	4,860	2,539	2,691	2,852	3,100	16,042
Squad Camera (new squad)	2,000	9,300	9,600	9,900	10,200	41,000
Body Cameras	1,400	1,500	1,600	1,700		6,200
Radar Trailer		7,000				7,000
Police Total	130,187	107,182	96,095	171,069	105,164	609,697
Fire						
Computer Updates		5,500				5,500
Turnout Gear	25,000				33,000	58,000
Mobile Radios	5,500	5,500				11,000
Thermal Imaging Camera				6,100	6,400	12,500
Survive Alive Fire Safety House			48,000			48,000
SCBAs with Breathing Tanks			177,000	177,000		354,000
Aerial Ladder Truck	-	1,750,000				1,750,000
4-Gas Meter				3,000	3,100	6,100
Fire Extinguisher Trainer					9,500	9,500
Fire Total	30,500	1,761,000	225,000	186,100	52,000	2,254,600
Public Safety Total	160,687	1,868,182	321,095	357,169	157,164	2,864,297
Public Works						
Dump Truck			250,000		277,190	527,190
Payloader with attachments (25% to SW)				187,500		187,500
Mower or Tractor/Mower		85,000			20,000	105,000
1/2 Ton or 1 Ton Truck	50,000	52,000	54,500		55,000	211,500
Skidloader with Auger (25% to SW)	58,500					58,500
Payloader Grapple Bucket	23,000					23,000
Line Laze		7,000				7,000
Radar Speed Signs		7,200				7,200
Price Increase Contingency	10,000					10,000
Public Works Total	141,500	151,200	304,500	187,500	352,190	1,136,890
Culture, Recreation, Education						
Aquatic Facility						
Pool Furnishings and Safety Equipment	5,000	12,000	5,000	5,000	5,000	32,000
Recreation Total	5,000	12,000	5,000	5,000	5,000	32,000
Taxi						
ADA Minivan		9,000				9,000
Taxi Total	-	9,000	-	-	-	9,000
Grand Total	314,187	2,065,382	649,695	558,869	523,654	4,111,787

	2023	2024	2025	2026	2027	Total
Funding Sources - Equipment Replacement Fund						
Tax Levy	225,000	215,000	205,000	195,000	185,000	1,025,000
Other Revenue (Interest, Equipment Sales)	5,000	10,000	10,000	10,000	10,000	45,000
Estimated Fund Balance Applied	84,187	59,032	50,981	-	-	194,200
Total Funding Sources	314,187	284,032	265,981	205,000	195,000	1,264,200
Total Expenses - Equipment Replacement Fund	314,187	2,065,382	649,695	558,869	523,654	4,111,787
Surplus / (Shortfall)	-	(1,781,350)	(383,714)	(353,869)	(328,654)	(2,847,587)