



COUNCIL COMMITTEE MEETING

City Hall Council Chambers, 298 W Washington
Tuesday, February 21, 2023 at 5:30 PM

AGENDA

CALL TO ORDER

NOMINATIONS COMMITTEE

Lonn Reisman, chair; LeAnn Durfey, David Baskett, Bob Newby

1. Discuss Vacancies and Annual Appointments for Senior Citizen Advisory Board

TOURISM AND VISITORS BUREAU COMMITTEE

LeAnn Durfey, chair; Daron Trussell, Bob Newby, Gerald Cook

2. Main Street General Update
3. Consider Approval for LJT Shuttle HOT Funds Application

FINANCE COMMITTEE

Justin Haschke, chair; Ricky Thurman, David Baskett, Mark McClinton

4. Review and Approve Write-off of Uncollectible Utility Accounts
5. Discuss Solid Waste Collection During Recent Weather Event

PUBLIC WORKS COMMITTEE

Mark McClinton, chair; LeAnn Durfey, Ricky Thurman, David Baskett

6. Review Rate Increase Proposal from Waste Connections
7. Discuss Stormwater Criteria for Developments

DEVELOPMENT SERVICES COMMITTEE

Gerald Cook, chair; Justin Haschke, David Baskett, Mark McClinton

8. General Discussion Relating to Rezoning Requests and City Council Actions
9. Discuss Comprehensive Plan and Update Request for Proposals
10. Discuss Ordinance Adopting Extended Hours for the Sale and Offer to Sell Mixed Alcoholic Beverages by a Holder of a Mixed Beverages Late Hours Permit

PUBLIC HEALTH AND SAFETY COMMITTEE

Bob Newby, chair; LeAnn Durfey, Lonn Reisman, Ricky Thurman

11. Fire Department Presentation
12. Consider approval of a FEMA SAFER Grant application.
13. Police Department Presentation
14. Tow Fee Study

ADJOURN

Note: The Stephenville City Council may convene into Executive Session on any matter related to any of the above agenda items for a purpose, such closed session allowed under Chapter 551, Texas Government Code.

In accordance with the Americans with Disabilities Act, persons who need accommodation to attend or participate in this meeting should contact City Hall at 254-918-1287 within 48 hours prior to the meeting to request such assistance.

	Name	Will Continue to Serve	Will NOT Continue to Serve	1st Choice	# Choice	
Senior Citizen Advisory Board						
Place 1	Sheryl Wells	x				Reappointed for 2023-2024
Place 3	Debbie Watson	X		X		Reappointed for 2023-2024
Place 5	Joanna Lay		X			Resigned 1/1/2023
Place 7	Marlene Dupas	X		X		Reappointed for 2023-2024
	Rhea Marrs			X		

Stephenville

★ Main Street

Design Committee

Item 2.

Chair, Rita Cook

Lighting:

The manufacturing team at Spring City says the new lighting around the courthouse will be installed end of April. This date may be impacted by the production schedule for filming in the downtown area.

Economic Vitality

Chair, Marion Cole

Currin & Cade downtown headquarters

This high style ornament company will manufacture out of Stephenville.



Economic Vitality

Construction:

The Wyatt

The mixed-use property has retail on the bottom floor and residential on the top three floors.

Scott Allen Project

The mixed-use project is retail on the first floor and residential on the second floor.

Crow Opera House

The Stephenville Chamber of Commerce is working to restore the Crow Opera House.

Organization

Chair, Jocelyn Perez

Downtown Cleanup:

Through partnership with Erath County, the inmates have been tapped to assist with ongoing downtown cleanup efforts.

Local Marker Project:

In partnership with the Erath County Historical Commission we will explore local markers with QR codes for historic information about downtown buildings



Organization



downtown strategies

- **Strategic Visioning Workshop**
- **Five -Year Strategic Plan**
- **Strategic Plan Implementation & Support**
- **Real Estate Analysis**

Promotion

Chair, Dr. Aimee Shouse

**Great American Eclipse
April 8, 2024**



Promotion

Social Media Intern

- **Spotlight on Businesses**
- **Downtown Then & Now**
- **New Instagram Page**



Promotion

Texas Treasure Business Award

This program raises the profile of our community as a historic destination for heritage travelers.

Award pays tribute to well established businesses and their exceptional contributions to their community.

Bruner Motors
March 1, State Capitol
March 7, City Council



Stephenville

★ Main Street



LJT FESTIVAL HOTEL SHUTTLE REPORT – 2022

1) Overview of Rentals from April 2022

- a) We were able to rent 4 shuttles and hire 4 drivers for hotel guests Wednesday - Saturday
- b) We found it was more efficient to hire a manager to operate as a dispatch and oversee the other drivers in addition to driving one of the shuttles for us

2) Reported Numbers on Hotel Guest Shuttle Use During LJT Week

- a) Wednesday and Thursday a total of 98 transports
- b) Friday and Saturday a total of 280 transports
- c) Passengers were a mixture of ticketholders, sponsors and/or their clients, VIP guests, vendor staff, artists, and band bus drivers - all from out of town and staying in hotels
- d) Overall we had good feedback from those who used the shuttle and the drivers. We have already had inquiries about shuttles this year, so the word is getting around

3) Approximate Projected Expenses for 2023

Based on last year's costs of shuttle rentals, fuel, driver pay, and food/lodging for drivers

- (1) Shuttle Rental (4 shuttles) - \$1,700 per shuttle for the week (Total of \$6,800.00)
- (2) 4 Drivers - \$450/day per driver, averaging 10 hours/day (Total of \$7,200.00)
- (3) Cost of fuel (\$100/day per shuttle) – (Total \$1,600)
- (4) Meals/lodging for drivers - \$150/day (Total \$600)
- (5) \$120.00 for Hotel displays
- (6) \$100-150 for Social Media ads

4) Request for 2023

Based on the number of transports and expenses from 2022, we are requesting a minimum of \$15,000.00 for the 2023 LJT Festival Hotel Shuttle. We expect an increase in transports this year as more guests are aware of its purpose and availability during fest week.

2022 TOURISM FUNDS APPLICATION

Stephenville Tourism & Visitor Bureau ★ 254.552.1222

EVENT NAME: Larry Joe Taylor's Texas Music Festival

Sponsor Organization or Business: Melody Mountain Ranch, Inc.

Status: Non-Profit For-Profit

Contact Person: Martha Taylor

Email: martha@larryjoetaylor.com

Address: 4217 CR 423 Stephenville, TX 76401

Phone: 254-434-7020

Tax ID#: _____

For STVB Use Only

Years Funded: _____

2021 Amount: _____

2019 Amount: _____

2018 Amount: _____

2017 Amount: _____

EVENT DESCRIPTION

Event Dates: April 24-29, 2023

Event Hours (Start & End Time each day): 10am-12am each day

Location: Melody Mountain Ranch, Stephenville, Texas

Description of Event:

6-day outdoor live music festival featuring outdoor camping, live music from over 50 acts, and attracting over 40,000 people from all over the nation

Is this an Annual Event that plans to remain in Stephenville? yes

How many years has the event been held? 34

Last year's estimated attendance (if applicable):

Entries/Registrants _____ **Spectators** 25k

Last year's estimated hotel nights reserved and # of nights: # Rooms 350 # Nights 5

Total attendance expected this year:

Entries/Registrants _____ **Spectators** 45k

Estimated hotel rooms that will be occupied and # of nights: # Rooms 350 # Nights 5

Where do competitors/spectators come from?

The majority are from Texas, but many come from all over the nation - California, New York, Idaho and more.

Are concessions available at event? Yes No **If so, who provides them?** food vendors

How many event staff work at the event? over 150 # Local Hires 100

How many volunteers work the event? _____

How will the event be advertised/promoted?

Social media ads, newsletter to about 35k email recipients, radio stations in Lubbock, FW, Waco, San Antonio, Dallas, & other outside areas. Artists will also promote their shows for the event on their own social media sites.

Amount Requested from STVB: \$ 15,000.00

Please indicate how funds will be spent:

This will fund the rental of hotel shuttles, staff/drivers for shuttles, lodging/meals for drivers, fuel, and promotional materials.

Please see attached report from 2022 for more information.



STAFF REPORT

SUBJECT: Review and Approve Write-off of Uncollectible Utility Accounts

DEPARTMENT: Finance

STAFF CONTACT: Monica Harris

RECOMMENDATION:

Staff requests Finance Committee forward the request to write-off uncollectible utility accounts to Council in the amount of \$501,180.11.

BACKGROUND:

The City of Stephenville submits inactive utility accounts to a collection agency when the account has a balance that has not been paid in over 90 to 120 days. The collection agency reports the delinquent bill to a credit agency and proceeds to attempt to collect the funds.

The attached listing of accounts is for inactive accounts with last bill dates in 1997 through 2014, which have not had any activity in 8 years.

These accounts will still be visible in our utility software to check for unpaid amounts when a connection of service is requested, but the amount will no longer appear in our balance sheet.

FISCAL IMPACT SUMMARY:

There is no fiscal impact. These accounts are recorded in accounts receivable at \$501,180.11, but the amount is offset with a corresponding credit to allowance for doubtful accounts in the same amount.

ALTERNATIVES

Not approve the account write-offs.

SEQUENCE: ACCOUNT NUMBER

ALL ACCOUNTS

WRITE OFF DATES: 0/00/0000 THRU 99/99/9999

BALANCES: NON ZERO BALANCES

Item 4.

ACCOUNT NO	NAME	LAST	BAD DEBT					
	SERVICE ADDRESS	BILL	DATE					
01-0000-00-0	WELCH, ANGIE 1263 N BELKNAP ST	5/30/2002	9/26/2002	100-WATER	8.38	200-SEWER	13.20	
				300-GARBAG	9.55	500-TAX	0.79	
							BALANCE	31.92
01-0002-02-0	MORROW, STACIA 1250 N BELKNAP	6/30/2005	11/23/2005	100-WATER	39.10	200-SEWER	28.78	
				300-GARBAG	13.79	400-STORM	4.60	
				500-TAX	1.13			
							BALANCE	87.40
01-0005-01-0	HICKS, KELVIN 265 W WALNUT ST	9/30/2012	12/13/2012	100-WATER	42.41	200-SEWER	43.95	
				300-GARBAG	31.95	303-GARBAG	0.66	
				400-STORM	9.00	500-TAX	2.64	
				650-PENALT	4.30	707-DEL CH	20.00	
							BALANCE	154.91
01-0008-14-0	ANSLEY, MARIA TAPIA 1253 N BELKNAP	5/30/2014	9/12/2014	100-WATER	18.47	200-SEWER	12.27	
				300-GARBAG	6.50	303-GARBAG	0.17	
				400-STORM	1.72	500-TAX	0.54	
							BALANCE	39.67
01-0034-00-0	POSTON, DANNY 970 N BELKNAP	11/30/1999	12/16/1999	100-WATER	28.87	200-SEWER	47.65	
				300-GARBAG	29.93	500-TAX	2.46	
				650-PENALT	3.64	700-SVC CH	20.00	
							BALANCE	132.55
01-0042-00-0	BIBB, CHESSIE 285 W FREY	6/30/2001	2/08/2002	100-WATER	39.34	200-SEWER	34.80	
				300-GARBAG	31.35	500-TAX	2.58	
				650-PENALT	3.26	700-SVC CH	20.00	
							BALANCE	131.33
01-0044-00-0	MUSICK, JAY 311 W FREY	11/30/2002	6/13/2003	100-WATER	93.93	200-SEWER	31.16	
				300-GARBAG	25.37	400-STORM	7.29	
				500-TAX	2.10	650-PENALT	8.28	
							BALANCE	168.13
01-0044-02-0	FISCUS, CHRISTOPHER 311 W FREY	6/30/2005	10/25/2005	100-WATER	121.91	200-SEWER	91.37	
				300-GARBAG	26.69	400-STORM	8.89	
				500-TAX	2.20	650-PENALT	10.08	
							BALANCE	261.14
01-0044-06-0	WHITE, SARAH ANN 311 W FREY	1/30/2010	5/25/2010	100-WATER	20.77	200-SEWER	17.83	
				300-GARBAG	5.84	400-STORM	1.74	
				500-TAX	0.48	700-SVC CH	23.99	
							BALANCE	70.65
01-0044-07-0	EDDINGS, WANDA DAY 311 W FREY	9/30/2010	1/14/2011	100-WATER	83.90	200-SEWER	68.58	
				300-GARBAG	23.86	400-STORM	7.10	
				500-TAX	1.96	650-PENALT	7.25	

SEQUENCE: ACCOUNT NUMBER

ALL ACCOUNTS

WRITE OFF DATES: 0/00/0000 THRU 99/99/9999

BALANCES: NON ZERO BALANCES

Item 4.

ACCOUNT NO	NAME	LAST	BAD DEBT					
	SERVICE ADDRESS	BILL	DATE					BALANCE
								192.65
01-0047-03-0	ANDERSON, TOBY 340 W FREY	6/30/2009	9/24/2009	100-WATER	48.45	200-SEWER	57.86	
				300-GARBAG	19.99	303-GARBAG	0.03	
				400-STORM	5.95	500-TAX	1.65	
				650-PENALT	3.50			
								BALANCE 137.43
01-0048-01-0	RODEN, BRENDA 351 W FREY	9/30/2000	1/09/2001	100-WATER	36.75	200-SEWER	32.28	
				300-GARBAG	23.90	500-TAX	1.97	
				650-PENALT	2.91	700-SVC CH	26.68	
								BALANCE 124.49
01-0048-02-0	LATHAM, SUSAN 351 W FREY	4/30/2001	12/13/2001	100-WATER	16.12	200-SEWER	15.93	
				300-GARBAG	6.88	500-TAX	0.57	
								BALANCE 39.50
01-0048-03-0	LOPEZ, RUDY 351 W FREY	8/30/2001	4/22/2002	100-WATER	68.84	200-SEWER	73.62	
				300-GARBAG	23.38	500-TAX	1.92	
				650-PENALT	5.82	700-SVC CH	16.17	
								BALANCE 189.75
01-0048-04-0	PUCKETT, GARY 351 W FREY	2/28/2003	10/15/2003	100-WATER	187.09	200-SEWER	46.73	
				300-GARBAG	19.54	400-STORM	5.62	
				500-TAX	1.62	650-PENALT	1.56	
								BALANCE 262.16
01-0048-05-0	SIMONS, JAMES LEE 351 W FREY	11/30/2003	5/28/2004	100-WATER	46.40	200-SEWER	40.61	
				300-GARBAG	9.38	400-STORM	2.70	
				500-TAX	0.78			
								BALANCE 99.87
01-0048-07-0	RHOADES, ELIZABETH BETHA 351 W FREY	9/30/2004	4/18/2005	100-WATER	33.57	200-SEWER	27.03	
				300-GARBAG	11.93	400-STORM	3.43	
				500-TAX	0.98			
								BALANCE 76.94
01-0048-08-0	HULLUM, KATHERINE LORRA 351 W FREY	7/30/2005	11/23/2005	100-WATER	59.67	200-SEWER	92.39	
				300-GARBAG	25.77	400-STORM	8.59	
				500-TAX	2.12	650-PENALT	7.39	
								BALANCE 195.93
01-0048-16-0	VALDEZ, ASHLEY MARIE 351 W FREY	8/30/2012	9/24/2012	100-WATER	14.22	200-SEWER	13.13	
				300-GARBAG	4.41	303-GARBAG	0.09	
				400-STORM	1.24	500-TAX	0.36	
								BALANCE 33.45
01-0054-02-0	GARCIA, KIM 390 W FREY	11/30/2000	7/06/2001	100-WATER	61.70	200-SEWER	62.06	
				300-GARBAG	27.21	500-TAX	2.24	

SEQUENCE: ACCOUNT NUMBER

ALL ACCOUNTS

WRITE OFF DATES: 0/00/0000 THRU 99/99/9999

BALANCES: NON ZERO BALANCES

Item 4.

ACCOUNT NO	NAME	LAST	BAD DEBT					
	SERVICE ADDRESS	BILL	DATE					
				650-PENALT	9.64	700-SVC CH	27.52	
							BALANCE	190.37
01-0056-02-0	UPTON, SUZANNE NICOLLE 362 W FREY	12/30/2005	3/24/2006	100-WATER	58.63	200-SEWER	47.09	
				300-GARBAG	26.12	400-STORM	8.71	
				500-TAX	2.15	650-PENALT	5.93	
							BALANCE	148.63
01-0056-07-0	MONTERMAYOR, MARIANELA ZAMO 362 W FREY	10/30/2007	1/04/2008	100-WATER	55.11	200-SEWER	33.01	
				300-GARBAG	11.57	303-GARBAG	0.36	
				400-STORM	3.64	500-TAX	0.96	
							BALANCE	104.65
01-0056-09-0	MORENO, GEORGE PAUL 362 W FREY	10/30/2008	3/12/2009	100-WATER	63.88	200-SEWER	51.84	
				300-GARBAG	16.09	303-GARBAG	1.15	
				400-STORM	5.06	500-TAX	1.33	
				650-PENALT	4.19			
							BALANCE	143.54
01-0056-11-0	CHANEY, JESSIE LEE 362 W FREY	3/30/2009	4/20/2009	100-WATER	144.02	200-SEWER	81.17	
				300-GARBAG	14.61	400-STORM	4.60	
				500-TAX	1.21	650-PENALT	4.48	
							BALANCE	250.09
01-0056-12-0	KINNEY, CHARLES GALE 362 W FREY	1/30/2010	5/25/2010	100-WATER	65.82	200-SEWER	56.45	
				300-GARBAG	20.91	400-STORM	6.22	
				500-TAX	1.72	650-PENALT	4.65	
							BALANCE	155.77
01-0056-13-0	SCOTT, MYRA 362 W FREY	5/30/2010	6/21/2010	100-WATER	31.62	200-SEWER	27.20	
				300-GARBAG	18.09	400-STORM	5.38	
				500-TAX	1.49	650-PENALT	2.98	
				700-SVC CH	19.81			
							BALANCE	106.57
01-0062-02-0	CALDWELL, TIMOTHY 316 W FREY	1/30/2001	2/09/2001	100-WATER	27.71	200-SEWER	33.10	
				300-GARBAG	18.33	500-TAX	1.51	
				650-PENALT	3.99			
							BALANCE	84.64
01-0062-07-0	WILSON IV, JOE FRANKLIN 316 W FREY	8/30/2007	10/12/2007	100-WATER	36.83	200-SEWER	38.45	
				300-GARBAG	24.72	303-GARBAG	0.60	
				400-STORM	7.77	500-TAX	2.04	
				650-PENALT	3.64			
							BALANCE	114.05
01-0064-02-0	WALTZ, KIM 286 W FREY	9/30/2007	1/04/2008	100-WATER	52.95	200-SEWER	37.63	
				300-GARBAG	18.72	303-GARBAG	0.53	
				400-STORM	5.89	500-TAX	1.54	

SEQUENCE: ACCOUNT NUMBER

ALL ACCOUNTS

WRITE OFF DATES: 0/00/0000 THRU 99/99/9999

BALANCES: NON ZERO BALANCES

Item 4.

ACCOUNT NO	NAME	LAST	BAD DEBT				
-----	-----						
----	SERVICE ADDRESS	BILL	DATE				
				650-PENALT	3.65		
						BALANCE	120.91
01-0076-01-0	JACK'S CHEMICAL & JANITORIA 894 N GRAHAM	4/30/2014	7/10/2014	100-WATER	21.75	200-SEWER	19.03
				300-GARBAG	145.01	303-GARBAG	3.42
				400-STORM	25.10	500-TAX	11.96
						BALANCE	226.27
01-0080-08-0	JOHNS, VONDALEANN 995 N GRAHAM	2/28/2009	5/22/2009	100-WATER	27.54	200-SEWER	23.46
				300-GARBAG	13.42	303-GARBAG	0.06
				400-STORM	4.22	500-TAX	1.11
				650-PENALT	1.02		
						BALANCE	70.83
01-0102-00-0	BLANFORD, LOCKRIDGE 751 MILLER	1/30/2004	7/08/2004	100-WATER	31.57	200-SEWER	34.37
				300-GARBAG	32.24	400-STORM	9.26
				500-TAX	2.66	650-PENALT	3.64
				707-DEL CH	20.00		
						BALANCE	133.74
01-0102-01-0	RICHARDSON, MYRTLE ELAINE 751 MILLER	3/30/2005	8/29/2005	100-WATER	61.93	200-SEWER	59.46
				300-GARBAG	28.94	400-STORM	9.05
				500-TAX	2.39	650-PENALT	6.76
						BALANCE	168.53
01-0126-02-0	MURPHY, PENNY 195 E COLLINS	8/30/2001	4/22/2002	100-WATER	87.82	200-SEWER	74.22
				300-GARBAG	22.36	500-TAX	1.85
				650-PENALT	8.14	700-SVC CH	15.59
						BALANCE	209.98
01-0130-00-0	FRANKS, ROBERT 211 E COLLINS	1/30/2000	8/09/2000	100-WATER	25.02	200-SEWER	51.68
				300-GARBAG	26.56	500-TAX	2.19
				650-PENALT	2.86	700-SVC CH	14.32
						BALANCE	122.63
01-0130-03-0	MCLEAN, INZE 211 E COLLINS	12/30/2001	4/22/2002	100-WATER	56.14	200-SEWER	81.48
				300-GARBAG	29.03	500-TAX	2.39
				650-PENALT	5.69	700-SVC CH	16.26
						BALANCE	190.99
01-0130-10-0	TANDO, JR, LEROY HOLMAN 211 E COLLINS	10/30/2007	11/14/2007	100-WATER	21.41	200-SEWER	57.65
				300-GARBAG	16.63	303-GARBAG	0.50
				400-STORM	5.23	500-TAX	1.38
				650-PENALT	2.23		
						BALANCE	105.03
01-0130-13-0	GOBER, MARY ANN 211 E COLLINS	4/30/2009	5/22/2009	100-WATER	72.02	200-SEWER	68.23
				300-GARBAG	21.42	400-STORM	6.56
				500-TAX	1.77	650-PENALT	9.90

SEQUENCE: ACCOUNT NUMBER

ALL ACCOUNTS

WRITE OFF DATES: 0/00/0000 THRU 99/99/9999

BALANCES: NON ZERO BALANCES

Item 4.

ACCOUNT NO	NAME	LAST	BAD DEBT					
	SERVICE ADDRESS	BILL	DATE					BALANCE
								179.90
01-0130-14-0	QUEEN, TRACY 211 E COLLINS	10/30/2009	2/25/2010	100-WATER	27.16	200-SEWER	23.07	
				300-GARBAG	16.74	303-GARBAG	0.01	
				400-STORM	4.98	500-TAX	1.38	
				650-PENALT	2.96			
								BALANCE 76.30
01-0140-04-0	HERRERA, ALFREDO 850 N GRAHAM	10/30/2007	11/14/2007	100-WATER	101.35	200-SEWER	44.38	
				300-GARBAG	22.12	303-GARBAG	0.66	
				400-STORM	6.96	500-TAX	1.83	
				650-PENALT	11.06			
								BALANCE 188.36
01-0140-05-0	CLEMMONS, BETTY 850 N GRAHAM	8/30/2008	12/08/2008	100-WATER	69.36	200-SEWER	54.31	
				300-GARBAG	14.58	303-GARBAG	1.16	
	CONTRACT: 114	AMOUNT OWED:	0.00	400-STORM	4.59	500-TAX	1.20	
				650-PENALT	4.77			
								BALANCE 149.97
01-0140-06-0	DANIEL, GREGORY 850 N GRAHAM	7/30/2009	11/05/2009	100-WATER	58.08	200-SEWER	88.95	
				300-GARBAG	22.47	303-GARBAG	0.20	
				400-STORM	6.69	500-TAX	1.86	
				650-PENALT	10.80			
								BALANCE 189.05
01-0140-08-0	VANHUSS, ELEANOR 850 N GRAHAM	10/30/2012	12/13/2012	100-WATER	14.23	200-SEWER	20.11	
				300-GARBAG	7.45	303-GARBAG	0.23	
				400-STORM	2.10	500-TAX	0.62	
								BALANCE 44.74
01-0144-01-0	COX, BOBBY 806 N GRAHAM	12/30/2001	4/22/2002	100-WATER	24.02	200-SEWER	23.64	
				300-GARBAG	22.56	500-TAX	1.86	
				650-PENALT	1.01	700-SVC CH	12.61	
								BALANCE 85.70
01-0150-07-0	GREEN, SHARON 766 N GRAHAM	3/30/2007	6/20/2007	100-WATER	39.33	200-SEWER	34.08	
				300-GARBAG	14.08	303-GARBAG	0.20	
				400-STORM	4.45	500-TAX	1.16	
				650-PENALT	2.18			
								BALANCE 95.48
01-0150-09-0	KING, JEREMY DAILEY 766 N GRAHAM	6/30/2007	10/12/2007	100-WATER	26.55	200-SEWER	21.36	
				300-GARBAG	9.07	303-GARBAG	0.22	
				400-STORM	2.85	500-TAX	0.75	
				650-PENALT	0.08	701-CONN	0.42	
								BALANCE 61.30
01-0150-12-0	CARR, CLAYTON JAMES 766 N GRAHAM	7/30/2011	8/25/2011	100-WATER	33.54	200-SEWER	30.53	
				300-GARBAG	17.22	303-GARBAG	0.54	

SEQUENCE: ACCOUNT NUMBER

ALL ACCOUNTS

WRITE OFF DATES: 0/00/0000 THRU 99/99/9999

BALANCES: NON ZERO BALANCES

Item 4.

ACCOUNT NO	NAME	LAST BILL	BAD DEBT DATE					
				400-STORM	5.03	500-TAX	1.42	
				650-PENALT	2.86			
							BALANCE	91.14
01-0150-17-0	GRIGSBY, BRIANNA 766 N GRAHAM	6/30/2014	9/12/2014	100-WATER	12.25	200-SEWER	15.59	
				300-GARBAG	12.21	303-GARBAG	0.31	
				400-STORM	3.23	500-TAX	1.01	
				650-PENALT	0.19			
							BALANCE	44.79
01-0152-00-0	DANNER, LEONA 750 N GRAHAM	10/30/2002	4/17/2003	100-WATER	46.57	200-SEWER	31.05	
				300-GARBAG	16.12	400-STORM	4.40	
				500-TAX	1.33			
							BALANCE	99.47
01-0160-00-0	WILLIAMS, DAMON 684 N GRAHAM	9/30/2004	4/18/2005	100-WATER	66.80	200-SEWER	39.01	
				300-GARBAG	22.81	400-STORM	6.56	
				500-TAX	1.88	650-PENALT	6.95	
							BALANCE	144.01
01-0162-00-0	BRYANT, TROY 691 N GRAHAM	12/30/2003	5/28/2004	100-WATER	53.94	200-SEWER	71.62	
				300-GARBAG	33.18	400-STORM	12.71	
				500-TAX	2.73	650-PENALT	11.84	
				707-DEL CH	20.00			
							BALANCE	206.02
01-0164-01-0	PRESTI, NICKALA KAY 671 N GRAHAM	2/28/2003	10/15/2003	100-WATER	34.69	200-SEWER	35.96	
				300-GARBAG	20.12	400-STORM	5.78	
				500-TAX	1.66	650-PENALT	2.29	
							BALANCE	100.50
01-0164-03-0	STANBERRY, RACHAEL 671 N GRAHAM	11/30/2000	7/06/2001	100-WATER	105.61	200-SEWER	100.98	
				300-GARBAG	27.52	500-TAX	2.27	
				650-PENALT	13.39	700-SVC CH	35.89	
							BALANCE	285.66
01-0164-09-0	GARNER, AMBER NICOLE 671 N GRAHAM	10/31/2005	1/31/2006	100-WATER	22.91	200-SEWER	18.28	
				300-GARBAG	18.09	400-STORM	6.03	
				500-TAX	1.49	650-PENALT	1.95	
							BALANCE	68.75
01-0164-10-0	GREEN, DARLA CHRISTINE 671 N GRAHAM	1/30/2005	5/25/2010	100-WATER	86.15	200-SEWER	69.37	
				300-GARBAG	26.33	400-STORM	8.67	
				500-TAX	2.17	650-PENALT	5.97	
							BALANCE	198.66
01-0164-17-0	GUTIERREZ, EDWARD 671 N GRAHAM	6/30/2011	10/24/2011	100-WATER	21.62	200-SEWER	36.24	
				300-GARBAG	11.31	303-GARBAG	0.37	
				400-STORM	3.30	500-TAX	0.94	

SEQUENCE: ACCOUNT NUMBER

ALL ACCOUNTS

WRITE OFF DATES: 0/00/0000 THRU 99/99/9999

BALANCES: NON ZERO BALANCES

Item 4.

ACCOUNT NO	NAME	LAST BILL	BAD DEBT DATE					
				650-PENALT	1.56			BALANCE 75.34
01-0172-00-0	LUNA, ANGELA C 661 N GRAHAM	9/30/2002	4/17/2003	100-WATER	89.67	200-SEWER	38.73	
				300-GARBAG	23.65	400-STORM	2.70	
				500-TAX	1.95	650-PENALT	6.15	
				700-SVC CH	14.12			BALANCE 176.97
01-0172-03-0	FINLEY, RANDALL 661 N GRAHAM	4/30/2002	7/26/2002	100-WATER	22.31	200-SEWER	23.43	
				300-GARBAG	23.55	500-TAX	1.94	
				650-PENALT	4.62	700-SVC CH	15.04	BALANCE 90.89
01-0172-04-0	LUNA, CRUZ 661 N GRAHAM	6/30/2002	10/18/2002	100-WATER	20.08	200-SEWER	20.59	
				300-GARBAG	13.20	500-TAX	1.09	BALANCE 54.96
01-0174-00-0	HOUSTON, CASSIE 659 N GRAHAM	9/30/1999	11/10/1999	100-WATER	59.77	200-SEWER	120.48	
				300-GARBAG	43.09	500-TAX	3.55	
				650-PENALT	15.02	700-SVC CH	53.86	BALANCE 295.77
01-0174-02-0	SECOY, VICKEY 659 N GRAHAM	3/30/2002	7/26/2002	100-WATER	26.85	200-SEWER	36.77	
				300-GARBAG	21.42	500-TAX	1.76	
				650-PENALT	2.93			BALANCE 89.73
01-0174-03-0	MONTCALM, ANGELA 659 N GRAHAM	10/30/2002	4/17/2003	100-WATER	94.45	200-SEWER	89.14	
				300-GARBAG	30.92	400-STORM	6.31	
				500-TAX	2.55	650-PENALT	14.99	
				700-SVC CH	34.56			BALANCE 272.92
01-0174-06-0	RAMSEY, SHERI 659 N GRAHAM	10/30/2007	1/28/2008	100-WATER	22.90	200-SEWER	36.12	
				300-GARBAG	17.14	303-GARBAG	0.51	
				400-STORM	5.39	500-TAX	1.42	
				650-PENALT	1.67			BALANCE 85.15
01-0176-05-0	SINGLETON, ORAN DANIEL 103 E BLAIR	6/30/2011	7/26/2011	100-WATER	47.17	200-SEWER	44.21	
				300-GARBAG	21.04	303-GARBAG	0.66	
				400-STORM	6.15	500-TAX	1.74	
				650-PENALT	6.42	702-DEL CH	20.00	
				706-TRANSF	3.84			BALANCE 151.23
01-0176-07-0	MARTIN, EMILY DANIELLE 103 E BLAIR	1/30/2014	7/10/2014	100-WATER	39.38	200-SEWER	35.97	
				300-GARBAG	20.33	303-GARBAG	0.48	

SEQUENCE: ACCOUNT NUMBER

ALL ACCOUNTS

WRITE OFF DATES: 0/00/0000 THRU 99/99/9999

BALANCES: NON ZERO BALANCES

Item 4.

ACCOUNT NO	NAME	LAST	BAD DEBT				
	SERVICE ADDRESS	BILL	DATE				
				400-STORM	5.73	500-TAX	1.68
				650-PENALT	2.40		
						BALANCE	105.97
01-0178-07-0	PATTERSON, RICHARD KEITH 107 E BLAIR	10/30/2009	2/25/2010	100-WATER	20.90	200-SEWER	21.98
				300-GARBAG	14.87	303-GARBAG	0.01
				400-STORM	4.43	500-TAX	1.23
				650-PENALT	1.63		
						BALANCE	65.05
01-0180-00-0	PAULINO, CATHY 109 E BLAIR	2/28/2003	10/15/2003	100-WATER	42.67	102-WATER	178.26
				200-SEWER	62.40	300-GARBAG	33.76
				400-STORM	9.70	500-TAX	2.78
				650-PENALT	10.34	707-DEL CH	20.00
						BALANCE	359.91
01-0192-04-0	FREEMAN, CLINT B 565 N GRAHAM	1/30/2008	4/21/2008	100-WATER	189.08	200-SEWER	53.78
				300-GARBAG	27.90	303-GARBAG	1.10
				400-STORM	8.77	500-TAX	2.31
				650-PENALT	5.99		
						BALANCE	288.93
01-0192-10-0	RAY, JUANITA 565 N GRAHAM	5/30/2012	8/15/2012	100-WATER	67.56	200-SEWER	63.53
				300-GARBAG	26.12	303-GARBAG	0.84
				400-STORM	4.99	500-TAX	2.16
				650-PENALT	6.04	700-SVC CH	20.00
						BALANCE	191.24
01-0192-11-0	DODGE, TYLER 565 N GRAHAM	11/30/2013	1/27/2014	100-WATER	8.81	200-SEWER	19.38
				300-GARBAG	9.98	303-GARBAG	0.25
				400-STORM	1.91	500-TAX	0.83
						BALANCE	41.16
01-0232-01-0	MURPHY, BARBARA 385 W TARLETON	5/31/1999	9/23/1999	100-WATER	19.72	200-SEWER	64.91
				300-GARBAG	23.21	500-TAX	1.91
				650-PENALT	3.58	700-SVC CH	15.01
						BALANCE	128.34
01-0256-07-0	ARMSTRONG, STEPHEN 531 W GREEN	6/30/2009	9/24/2009	100-WATER	14.30	200-SEWER	16.19
				300-GARBAG	4.19	303-GARBAG	0.01
				400-STORM	1.25	500-TAX	0.34
						BALANCE	36.28
01-0260-08-0	SHADDER, ELISHA THERESA 579 W TARLETON	3/30/2009	7/24/2009	100-WATER	28.04	200-SEWER	32.52
				300-GARBAG	15.01	400-STORM	4.72
				500-TAX	1.24	650-PENALT	1.96
						BALANCE	83.49
01-0260-10-0	GARTMAN, LANE 579 W TARLETON	2/29/2012	4/27/2012	100-WATER	21.32	200-SEWER	18.98
				300-GARBAG	15.20	303-GARBAG	0.36

SEQUENCE: ACCOUNT NUMBER

ALL ACCOUNTS

WRITE OFF DATES: 0/00/0000 THRU 99/99/9999

BALANCES: NON ZERO BALANCES

Item 4.

ACCOUNT NO	NAME	LAST	BAD DEBT				
	SERVICE ADDRESS	BILL	DATE				
				400-STORM	4.32	500-TAX	1.25
				650-PENALT	0.88		
						BALANCE	62.31
01-0260-11-1	WARD, MINDY	12/30/2012	2/04/2013	100-WATER	29.35	200-SEWER	26.39
	579 W TARLETON			300-GARBAG	18.62	303-GARBAG	0.55
				400-STORM	5.25	500-TAX	1.54
				650-PENALT	2.25		
						BALANCE	83.95
01-0262-00-0	COX, CARL	1/30/2000	8/09/2000	100-WATER	13.91	200-SEWER	16.11
	599 W TARLETON			300-GARBAG	10.72	500-TAX	0.89
						BALANCE	41.63
01-0262-04-0	HULIN, ISIDRO TYRONE	4/30/2012	8/15/2012	100-WATER	31.32	200-SEWER	42.50
	599 W TARLETON			300-GARBAG	13.82	303-GARBAG	0.43
				400-STORM	3.90	500-TAX	1.14
				650-PENALT	2.20		
						BALANCE	95.31
01-0264-00-0	GAITHER, JERRY	6/30/1999	1/11/2000	100-WATER	15.33	200-SEWER	31.35
	580 W TARLETON			300-GARBAG	10.90	500-TAX	0.90
						BALANCE	58.48
01-0277-04-0	HAVARD, JAMES	3/30/2001	10/17/2001	100-WATER	131.94	200-SEWER	91.78
	485 N PADDOCK			300-GARBAG	27.59	500-TAX	2.27
				650-PENALT	4.55	700-SVC CH	16.80
						BALANCE	274.93
01-0290-02-0	WESTAR COMMODITIES	11/30/2001	4/22/2002	100-WATER	59.93	200-SEWER	59.55
	692 W VANDERBILT			300-GARBAG	73.60	500-TAX	6.06
				650-PENALT	7.21	700-SVC CH	52.02
						BALANCE	258.37
01-0294-02-0	BINGHAM, GEORGE	11/30/1999	6/09/2000	100-WATER	17.22	200-SEWER	19.12
	562 W VANDERBILT			300-GARBAG	15.75	500-TAX	1.30
				650-PENALT	1.56		
						BALANCE	54.95
01-0296-00-0	FLORES, LUIPIE	2/28/1999	12/16/1999	100-WATER	46.25	200-SEWER	35.29
	572 W VANDERBILT			300-GARBAG	25.23	500-TAX	2.08
				650-PENALT	3.66	700-SVC CH	20.00
						BALANCE	132.51
01-0296-08-0	NEWTON, DARRYL	9/30/2008	1/26/2009	100-WATER	13.29	200-SEWER	10.61
	572 W VANDERBILT			300-GARBAG	10.66	303-GARBAG	0.76
				400-STORM	3.36	500-TAX	0.88
				650-PENALT	0.32		
						BALANCE	39.88

SEQUENCE: ACCOUNT NUMBER

ALL ACCOUNTS

WRITE OFF DATES: 0/00/0000 THRU 99/99/9999

BALANCES: NON ZERO BALANCES

Item 4.

ACCOUNT NO	NAME	LAST	BAD DEBT				
	SERVICE ADDRESS	BILL	DATE				
01-0302-02-0	AKINS, DWAYNE	12/30/2002	6/13/2003	100-WATER	38.26	200-SEWER	31.33
	562 N RACE			300-GARBAG	20.37	400-STORM	5.85
				500-TAX	1.68	650-PENALT	2.05
							BALANCE 99.54
01-0302-03-0	TREVINO, ELIDA	7/30/2006	11/07/2006	100-WATER	95.66	200-SEWER	63.07
	562 N RACE			300-GARBAG	21.59	303-GARBAG	0.57
				400-STORM	6.96	500-TAX	1.78
				650-PENALT	6.19		
							BALANCE 195.82
01-0302-04-0	GARCIA, JOE LUIS	9/30/2006	12/27/2006	100-WATER	48.33	200-SEWER	37.42
	562 N RACE			300-GARBAG	7.48	303-GARBAG	0.26
				400-STORM	2.41	500-TAX	0.62
							BALANCE 96.52
01-0304-07-1	BLACK, RUSTY	10/30/2011	2/21/2012	100-WATER	58.97	200-SEWER	55.23
	534 N RACE			300-GARBAG	24.64	303-GARBAG	0.66
				400-STORM	6.44	500-TAX	2.04
				650-PENALT	4.35		
							BALANCE 152.33
01-0314-02-0	ALLEN, REBECCA	12/30/2000	7/06/2001	100-WATER	81.06	200-SEWER	62.51
	461 N RACE			300-GARBAG	29.03	500-TAX	2.38
				650-PENALT	11.73	700-SVC CH	17.30
							BALANCE 204.01
01-0314-04-0	SANTOS, CLINT	10/30/2001	4/22/2002	100-WATER	149.49	200-SEWER	90.72
	461 N RACE			300-GARBAG	25.96	500-TAX	2.14
				650-PENALT	17.59	700-SVC CH	53.53
							BALANCE 339.43
01-0316-01-0	BENAVIDES, IV, JUAN MANUEL	10/30/2007	11/14/2007	100-WATER	14.64	200-SEWER	11.73
	485 N RACE			300-GARBAG	10.18	303-GARBAG	0.31
				400-STORM	3.21	500-TAX	0.84
				650-PENALT	1.06		
							BALANCE 41.97
01-0320-03-0	DEANNE, NANCY ANN	3/30/2011	6/23/2011	100-WATER	37.43	200-SEWER	38.04
	545 N RACE			300-GARBAG	28.95	303-GARBAG	0.29
				400-STORM	8.57	500-TAX	2.39
				707-DEL CH	20.00		
							BALANCE 135.67
01-0320-05-0	MARTINEZ, TONY	8/30/2013	11/15/2013	100-WATER	14.87	200-SEWER	14.08
	545 N RACE			300-GARBAG	5.86	303-GARBAG	0.12
				400-STORM	1.65	500-TAX	0.48
							BALANCE 37.06

SEQUENCE: ACCOUNT NUMBER

ALL ACCOUNTS

WRITE OFF DATES: 0/00/0000 THRU 99/99/9999

BALANCES: NON ZERO BALANCES

Item 4.

ACCOUNT NO	NAME	LAST	BAD DEBT				
	SERVICE ADDRESS	BILL	DATE				
01-0322-05-0	CONATSER, DAVID	9/30/2001	4/22/2002	100-WATER	44.69	200-SEWER	47.47
	555 N RACE			300-GARBAG	17.31	500-TAX	1.43
							BALANCE 110.90
01-0322-06-0	WEAVER, TAMMY	2/29/2004	8/20/2004	100-WATER	31.56	200-SEWER	29.28
	555 N RACE			300-GARBAG	34.86	400-STORM	10.02
				500-TAX	2.87	650-PENALT	4.39
							BALANCE 112.98
01-0322-09-0	SHARP, LEE	7/30/2008	12/08/2008	100-WATER	29.78	200-SEWER	34.99
	555 N RACE			300-GARBAG	14.53	303-GARBAG	1.10
				400-STORM	4.57	500-TAX	1.20
				650-PENALT	1.94		
							BALANCE 88.11
01-0328-00-0	WILLIFORD, NIKKI	10/30/1999	4/10/2000	100-WATER	8.66	200-SEWER	9.06
	610 N RACE			300-GARBAG	7.61	500-TAX	0.63
							BALANCE 25.96
01-0334-00-0	OLVERA, RUBEN	9/30/1999	11/10/1999	100-WATER	118.06	200-SEWER	137.13
	622 N RACE			300-GARBAG	43.99	500-TAX	3.62
				650-PENALT	21.98	700-SVC CH	55.20
							BALANCE 379.98
01-0334-01-0	GAMO, MICHELLE	5/30/2000	6/09/2000	100-WATER	28.59	200-SEWER	29.26
	622 N RACE			300-GARBAG	33.66	500-TAX	2.77
				650-PENALT	5.22	700-SVC CH	20.00
							BALANCE 119.50
01-0340-05-0	PACK, BILLY	6/30/2006	11/07/2006	100-WATER	27.98	200-SEWER	38.37
	590 DONNA			300-GARBAG	10.80	303-GARBAG	0.28
				400-STORM	3.48	500-TAX	0.89
							BALANCE 81.80
01-0340-10-0	SIMS, AARON	7/30/2013	11/15/2013	100-WATER	83.51	200-SEWER	51.00
	590 DONNA			300-GARBAG	23.57	303-GARBAG	0.54
				400-STORM	6.64	500-TAX	1.95
				650-PENALT	7.44		
							BALANCE 174.65
01-0344-06-0	MULLINS, TRULA ANN	9/30/2004	4/18/2005	100-WATER	32.28	200-SEWER	25.86
	655 N RACE			300-GARBAG	20.63	400-STORM	5.92
				500-TAX	1.70	650-PENALT	3.86
							BALANCE 90.25
01-0344-10-0	HUNTER, MINDY	1/30/2014	4/09/2014	100-WATER	191.87	200-SEWER	65.38
	655 N RACE			300-GARBAG	36.44	303-GARBAG	0.91
				400-STORM	10.27	500-TAX	3.01

SEQUENCE: ACCOUNT NUMBER

ALL ACCOUNTS

WRITE OFF DATES: 0/00/0000 THRU 99/99/9999

BALANCES: NON ZERO BALANCES

Item 4.

ACCOUNT NO	NAME	LAST	BAD DEBT				
	SERVICE ADDRESS	BILL	DATE				
				650-PENALT	19.26		
						BALANCE	327.14
01-0346-02-0	SEVERS, DAVID GERALD 646 N RACE	6/30/2003	1/16/2004	100-WATER	34.35	200-SEWER	63.08
				300-GARBAG	23.35	400-STORM	6.71
				500-TAX	1.92	650-PENALT	4.14
						BALANCE	133.55
01-0346-03-0	LIVINGSTON, ANGELA MICHELLE 646 N RACE	4/30/2005	9/29/2005	100-WATER	58.37	200-SEWER	39.73
				300-GARBAG	17.30	400-STORM	5.76
				500-TAX	1.43	650-PENALT	3.66
						BALANCE	126.25
01-0346-08-0	ORTEGA, ALEXANDER JOHN 646 N RACE	9/30/2012	10/23/2012	100-WATER	12.80	200-SEWER	11.10
				300-GARBAG	12.27	303-GARBAG	0.27
				400-STORM	3.46	500-TAX	1.01
				650-PENALT	0.30		
						BALANCE	41.21
01-0348-03-0	CHRISTIAN, PAUL 663 N RACE	9/30/2001	4/22/2002	100-WATER	35.67	200-SEWER	36.90
				300-GARBAG	16.07	500-TAX	1.33
				650-PENALT	1.33	700-SVC CH	13.59
						BALANCE	104.89
01-0352-04-0	LYNCH, KARLA 671 N RACE	9/30/2000	5/25/2001	100-WATER	26.52	200-SEWER	32.91
				300-GARBAG	13.79	500-TAX	1.13
						BALANCE	74.35
01-0354-00-0	NAJERA, ROSEMARY 681 N RACE	7/30/2000	2/09/2001	100-WATER	61.82	200-SEWER	72.13
				300-GARBAG	32.29	500-TAX	2.66
				650-PENALT	9.62	700-SVC CH	20.00
						BALANCE	198.52
01-0354-02-0	SMITH, BRENDA JEAN 681 N RACE	6/30/2001	2/08/2002	100-WATER	63.39	200-SEWER	67.76
				300-GARBAG	44.35	500-TAX	3.65
				650-PENALT	7.46	700-SVC CH	34.20
						BALANCE	220.81
01-0354-03-0	VILLALOBOS, NORA ALICIA 681 N RACE	2/28/2003	10/15/2003	100-WATER	40.57	200-SEWER	27.98
				300-GARBAG	11.55	400-STORM	3.32
				500-TAX	0.95		
						BALANCE	84.37
01-0354-05-0	CONAWAY, AMANDA 681 N RACE	6/30/2004	8/20/2004	100-WATER	44.56	200-SEWER	40.15
				300-GARBAG	29.09	400-STORM	8.36
				500-TAX	2.40	650-PENALT	4.12
						BALANCE	128.68
01-0356-05-0	BYNUM, THOMAS ALAN 689 N RACE	3/30/2011	6/23/2011	100-WATER	30.62	200-SEWER	27.40
				300-GARBAG	16.28	303-GARBAG	0.20

SEQUENCE: ACCOUNT NUMBER

ALL ACCOUNTS

WRITE OFF DATES: 0/00/0000 THRU 99/99/9999

BALANCES: NON ZERO BALANCES

Item 4.

ACCOUNT NO	NAME	LAST	BAD DEBT				
	SERVICE ADDRESS	BILL	DATE				
				400-STORM	4.80	500-TAX	1.35
				650-PENALT	2.12		
						BALANCE	82.77
01-0362-00-0	PACK, NINA	4/30/2000	1/09/2001	100-WATER	28.38	200-SEWER	42.83
	737 N RACE			300-GARBAG	19.74	500-TAX	1.62
				650-PENALT	7.44	700-SVC CH	36.30
						BALANCE	136.31
01-0362-01-0	BASSFORD, DARLA	9/30/2003	4/15/2004	100-WATER	96.08	200-SEWER	73.47
	737 N RACE			300-GARBAG	34.73	400-STORM	8.63
				500-TAX	2.87	650-PENALT	13.87
						BALANCE	229.65
01-0368-00-0	JUAREZ, LUIS	3/30/2001	10/17/2001	100-WATER	27.55	200-SEWER	60.22
	751 N RACE			300-GARBAG	27.84	500-TAX	2.29
				650-PENALT	3.80	700-SVC CH	15.10
						BALANCE	136.80
01-0368-02-0	JOSE MIGUEL, SORIA	8/30/2002	2/24/2003	100-WATER	9.75	200-SEWER	19.28
	751 N RACE			300-GARBAG	8.99	500-TAX	0.74
						BALANCE	38.76
01-0368-05-0	CHANEY, VICKIE	5/30/2004	12/02/2004	100-WATER	11.86	200-SEWER	11.05
	751 N RACE			300-GARBAG	12.37	400-STORM	3.56
				500-TAX	1.02	650-PENALT	0.05
						BALANCE	39.91
01-0368-06-0	ARCHER, TRISTAN	7/30/2005	11/23/2005	100-WATER	55.47	200-SEWER	35.94
	751 N RACE			300-GARBAG	25.23	400-STORM	8.41
				500-TAX	2.07	650-PENALT	4.04
						BALANCE	131.16
01-0376-00-0	KROEN, VICKIE	10/30/2000	5/25/2001	100-WATER	46.20	200-SEWER	57.48
	782 N BARTON			300-GARBAG	24.01	500-TAX	1.98
						BALANCE	129.67
01-0376-06-0	KIRKSEY, KENDRA	12/30/2005	3/24/2006	100-WATER	30.53	200-SEWER	25.76
	782 N BARTON			300-GARBAG	10.14	400-STORM	3.38
				500-TAX	0.84		
						BALANCE	70.65
01-0376-10-0	STADE, MEGAN	7/30/2006	11/07/2006	100-WATER	33.90	200-SEWER	27.25
	782 N BARTON			300-GARBAG	10.20	303-GARBAG	0.30
				400-STORM	3.28	500-TAX	0.84
						BALANCE	75.77
01-0380-05-0	ODOM, SHANNON	9/30/2000	5/25/2001	100-WATER	30.86	200-SEWER	36.33
	769 N BARTON			300-GARBAG	21.97	500-TAX	1.81

SEQUENCE: ACCOUNT NUMBER

ALL ACCOUNTS

WRITE OFF DATES: 0/00/0000 THRU 99/99/9999

BALANCES: NON ZERO BALANCES

Item 4.

ACCOUNT NO	NAME	LAST BILL	BAD DEBT DATE					
				650-PENALT	3.71			BALANCE 94.68
01-0380-08-0	REILLY, ROBYN DENISE 769 N BARTON	3/30/2006	5/15/2006	100-WATER	98.97	200-SEWER	73.61	
				300-GARBAG	28.25	303-GARBAG	0.27	
				400-STORM	9.11	500-TAX	2.34	
				650-PENALT	8.34			BALANCE 220.89
01-0384-03-0	ORTIZ, GLORIA RAMOS 764 N BARTON	5/30/2005	10/25/2005	100-WATER	70.18	200-SEWER	70.61	
				300-GARBAG	28.11	400-STORM	9.37	
				500-TAX	2.31	650-PENALT	7.31	
								BALANCE 187.89
01-0384-07-0	HOLINBAUGH, KELLY 764 N BARTON	4/30/2008	7/17/2008	100-WATER	92.24	200-SEWER	64.20	
				300-GARBAG	20.96	303-GARBAG	1.18	
				400-STORM	6.59	500-TAX	1.73	
				650-PENALT	6.22			BALANCE 193.12
01-0390-00-0	GLANN, RYAN 746 N BARTON	9/30/1999	4/10/2000	100-WATER	23.16	200-SEWER	28.47	
				300-GARBAG	18.83	500-TAX	1.55	
				650-PENALT	2.37			BALANCE 74.38
01-0392-00-1	ARMSTRONG, MICHELLE 737 N BARTON	11/30/1999	1/09/2001	100-WATER	30.34	200-SEWER	27.59	
				300-GARBAG	16.50	500-TAX	1.36	
								BALANCE 75.79
01-0398-00-0	WRIGHT, PATTI 421 W COLLINS	12/30/2007	4/21/2008	100-WATER	18.93	200-SEWER	15.13	
				300-GARBAG	13.82	303-GARBAG	0.59	
				400-STORM	4.34	500-TAX	1.14	
								BALANCE 53.95
01-0406-03-0	GREENMUN, DANIELE 674 N BARTON	11/30/2000	7/06/2001	100-WATER	12.07	200-SEWER	14.20	
				300-GARBAG	8.70	500-TAX	0.72	
								BALANCE 35.69
01-0406-06-0	CASTILLO, RICARDO 674 N BARTON	5/30/2003	11/13/2003	100-WATER	33.40	200-SEWER	36.30	
				300-GARBAG	31.83	400-STORM	9.15	
				500-TAX	2.62	650-PENALT	3.09	
								BALANCE 116.39
01-0412-00-0	STEPHENS, SANDRA S. 673 N BARTON	7/30/1999	9/23/1999	100-WATER	11.66	200-SEWER	18.11	
				300-GARBAG	8.74	500-TAX	0.72	
								BALANCE 39.23
01-0412-03-0	FOX, CRYSTAL 673 N BARTON	7/30/2000	2/09/2001	100-WATER	32.01	200-SEWER	38.15	
				300-GARBAG	21.33	500-TAX	1.75	

SEQUENCE: ACCOUNT NUMBER

ALL ACCOUNTS

WRITE OFF DATES: 0/00/0000 THRU 99/99/9999

BALANCES: NON ZERO BALANCES

Item 4.

ACCOUNT NO	NAME	LAST BILL	BAD DEBT DATE					
				650-PENALT	3.11			BALANCE 96.35
01-0412-04-0	SCOTT, EALON 673 N BARTON	4/30/2001	12/13/2001	100-WATER	56.26	200-SEWER	74.30	
				300-GARBAG	28.58	500-TAX	2.35	
				650-PENALT	9.01	700-SVC CH	32.64	
								BALANCE 203.14
01-0414-05-0	WAGONER, JEANNA R. 693 N BARTON	3/30/2003	10/15/2003	100-WATER	39.37	200-SEWER	44.18	
				300-GARBAG	30.55	400-STORM	5.85	
				500-TAX	2.52	650-PENALT	4.26	
								BALANCE 126.73
01-0416-07-0	LOWRANCE, BARRY ZANE 365 W COLLINS	6/30/2003	1/31/2006	200-SEWER	34.57	300-GARBAG	13.43	
				400-STORM	3.85	500-TAX	1.11	
								BALANCE 52.96
01-0416-12-0	BURNS, LANA MILLER 365 W COLLINS	5/30/2010	9/02/2010	100-WATER	17.79	200-SEWER	14.58	
				300-GARBAG	10.80	400-STORM	3.21	
				500-TAX	0.89			
								BALANCE 47.27
01-0444-02-0	GRIGGS, TERRI 761 N BELKNAP	12/30/2000	7/06/2001	100-WATER	23.98	200-SEWER	25.44	
				300-GARBAG	25.52	500-TAX	2.10	
				650-PENALT	4.24	700-SVC CH	13.42	
								BALANCE 94.70
01-0444-03-0	MCCORMICK, DENISE 761 N BELKNAP	12/30/2003	1/16/2004	100-WATER	57.14	200-SEWER	46.79	
				300-GARBAG	24.16	400-STORM	6.95	
				500-TAX	2.00	650-PENALT	3.94	
								BALANCE 140.98
01-0444-21-0	LEBOURNEY, DEBRA LYNN 761 N BELKNAP	6/30/2013	11/15/2013	100-WATER	9.97	200-SEWER	9.97	
				300-GARBAG	11.17	303-GARBAG	0.28	
	CONTRACT: 114	AMOUNT OWED:	0.00	400-STORM	3.15	500-TAX	0.92	
				650-PENALT	0.13			
								BALANCE 35.59
01-0448-03-0	LITTLE, KENNETH 785 N BELKNAP	6/30/2001	1/03/2002	100-WATER	9.62	200-SEWER	10.99	
				300-GARBAG	7.68	500-TAX	0.64	
								BALANCE 28.93
01-0454-04-0	BRUNO, SHAWN 793 N BELKNAP	8/30/2002	2/24/2003	100-WATER	40.73	200-SEWER	58.56	
				300-GARBAG	26.15	500-TAX	2.16	
				650-PENALT	1.02			
								BALANCE 128.62
01-0454-08-0	SOMACH, JESSICA 793 N BELKNAP	11/30/2004	12/02/2004	100-WATER	31.40	200-SEWER	25.13	
				300-GARBAG	21.29	400-STORM	6.11	

SEQUENCE: ACCOUNT NUMBER

ALL ACCOUNTS

WRITE OFF DATES: 0/00/0000 THRU 99/99/9999

BALANCES: NON ZERO BALANCES

Item 4.

ACCOUNT NO	NAME	LAST BILL	BAD DEBT DATE					
				500-TAX	1.76	650-PENALT	2.91	
							BALANCE	88.60
01-0454-11-0	NEW, STEVE MORGAN 793 N BELKNAP	4/30/2006	6/15/2006	100-WATER	43.10	200-SEWER	32.32	
				300-GARBAG	12.18	303-GARBAG	0.20	
				400-STORM	3.92	500-TAX	1.01	
							BALANCE	92.73
01-0676-03-0	GRANTHAM, CYNTHIA LYNN 830 N BELKNAP	2/29/2004	5/28/2004	100-WATER	29.73	200-SEWER	29.00	
				300-GARBAG	15.19	400-STORM	4.36	
				500-TAX	1.25			
							BALANCE	79.53
01-0676-05-0	MONTGOMERY, VERNON 830 N BELKNAP	7/30/2005	11/23/2005	100-WATER	31.02	200-SEWER	25.43	
				300-GARBAG	16.43	400-STORM	5.48	
				500-TAX	1.35	650-PENALT	2.97	
							BALANCE	82.68
01-0676-06-0	OLGUIN, MICHELLE LEE 830 N BELKNAP	3/30/2006	5/15/2006	100-WATER	50.23	200-SEWER	46.90	
				300-GARBAG	17.85	303-GARBAG	0.20	
				400-STORM	5.74	500-TAX	1.48	
				650-PENALT	2.85			
							BALANCE	125.25
01-0678-04-0	INGRAM, TRACIE 820 N BELKNAP	8/30/2005	11/23/2005	100-WATER	31.56	200-SEWER	25.32	
				300-GARBAG	15.21	400-STORM	5.07	
				500-TAX	1.26	650-PENALT	2.12	
							BALANCE	80.54
01-0680-01-0	SUTTON, BRAD 265 W SHIRLEY	4/30/2006	6/15/2006	100-WATER	50.07	200-SEWER	42.75	
				300-GARBAG	26.13	303-GARBAG	0.42	
				400-STORM	8.41	500-TAX	2.16	
				650-PENALT	4.30	700-SVC CH	20.00	
							BALANCE	154.24
01-0682-00-0	BALES, REBECCA 276 W SHIRLEY	9/30/1999	4/10/2000	100-WATER	48.81	200-SEWER	51.13	
				300-GARBAG	32.12	500-TAX	2.65	
				650-PENALT	7.37	700-SVC CH	33.38	
							BALANCE	175.46
01-0682-05-0	SCANTLING, CECIL 276 W SHIRLEY	6/30/2011	10/24/2011	100-WATER	10.60	200-SEWER	9.15	
				300-GARBAG	9.88	303-GARBAG	0.34	
				400-STORM	2.89	500-TAX	0.82	
							BALANCE	33.68
01-0686-00-0	SCANTLING, DONALD 304 W SHIRLEY	7/30/2011	10/24/2011	100-WATER	29.85	200-SEWER	51.07	
				300-GARBAG	16.27	303-GARBAG	0.52	
				400-STORM	4.76	500-TAX	1.35	
							BALANCE	103.82

SEQUENCE: ACCOUNT NUMBER

ALL ACCOUNTS

WRITE OFF DATES: 0/00/0000 THRU 99/99/9999

BALANCES: NON ZERO BALANCES

Item 4.

ACCOUNT NO	NAME	LAST	BAD DEBT					
	SERVICE ADDRESS	BILL	DATE					
01-0688-00-1	DINSMORE, MELISSA & GARY 321 W SHIRLEY	8/30/1999	1/09/2001	100-WATER	15.35	200-SEWER	19.18	
				300-GARBAG	10.95	500-TAX	0.90	
							BALANCE	46.38
01-0688-01-0	GRIGG, MISTY 321 W SHIRLEY	2/29/2000	4/10/2000	100-WATER	42.27	200-SEWER	51.37	
				300-GARBAG	25.17	500-TAX	2.07	
				650-PENALT	4.40	700-SVC CH	15.59	
							BALANCE	140.87
01-0688-02-0	RICHARDSON, KIMBERLY 321 W SHIRLEY	7/30/2000	12/12/2000	100-WATER	30.69	200-SEWER	34.06	
				300-GARBAG	28.11	500-TAX	2.32	
				650-PENALT	5.99	700-SVC CH	47.57	
							BALANCE	148.74
01-0688-04-0	BRADLEY, MELISSA G 321 W SHIRLEY	4/30/2001	12/13/2001	100-WATER	57.22	200-SEWER	63.85	
				300-GARBAG	16.18	500-TAX	1.33	
				650-PENALT	1.51			
							BALANCE	140.09
01-0688-05-0	GILDNER, ROBERT 321 W SHIRLEY	9/30/2001	4/22/2002	100-WATER	62.52	200-SEWER	65.91	
				300-GARBAG	27.68	500-TAX	2.28	
				650-PENALT	6.58	700-SVC CH	33.47	
							BALANCE	198.44
01-0688-06-0	DOIL, MISTY R. 321 W SHIRLEY	1/30/2002	6/20/2002	100-WATER	10.71	200-SEWER	10.45	
				300-GARBAG	10.76	500-TAX	0.88	
							BALANCE	32.80
01-0688-09-0	CAPHELL, JEFFREY 321 W SHIRLEY	3/30/2004	7/08/2004	100-WATER	51.04	200-SEWER	58.43	
				300-GARBAG	29.56	400-STORM	8.49	
				500-TAX	2.44	650-PENALT	5.10	
							BALANCE	155.06
01-0688-10-0	WHITED, DAVID 321 W SHIRLEY	2/28/2005	4/18/2005	100-WATER	54.94	200-SEWER	44.13	
				300-GARBAG	26.68	400-STORM	8.03	
				500-TAX	2.20	650-PENALT	3.47	
							BALANCE	139.45
01-0688-13-0	WALKER, ELISHA 321 W SHIRLEY	8/30/2011	12/06/2011	100-WATER	45.85	200-SEWER	40.20	
				300-GARBAG	19.75	303-GARBAG	0.56	
				400-STORM	5.77	500-TAX	1.63	
							BALANCE	113.76
01-0698-03-0	LINGLE, CARROLL 831 N BARTON	1/30/2001	8/24/2001	100-WATER	25.47	200-SEWER	30.04	
				300-GARBAG	17.94	500-TAX	1.47	
				650-PENALT	1.33	700-SVC CH	13.15	
							BALANCE	89.40
01-0698-05-0	DECKER, BRENDA 831 N BARTON	4/30/2001	12/13/2001	100-WATER	66.06	200-SEWER	72.65	
				300-GARBAG	52.04	500-TAX	4.29	

SEQUENCE: ACCOUNT NUMBER

ALL ACCOUNTS

WRITE OFF DATES: 0/00/0000 THRU 99/99/9999

BALANCES: NON ZERO BALANCES

Item 4.

ACCOUNT NO	NAME	LAST	BAD DEBT					
	SERVICE ADDRESS	BILL	DATE					
				650-PENALT	6.14	700-SVC CH	29.72	
							BALANCE	230.90
01-0702-00-0	KNIGHT, BECKY 820 N BARTON	9/30/1999	4/10/2000	100-WATER	37.23	200-SEWER	35.25	
				300-GARBAG	37.13	500-TAX	3.06	
				650-PENALT	6.13	700-SVC CH	40.00	
							BALANCE	158.80
01-0702-01-0	SAUCILLO, AMBER 820 N BARTON	7/30/2000	12/12/2000	100-WATER	25.14	200-SEWER	31.25	
				300-GARBAG	12.94	500-TAX	1.07	
				700-SVC CH	2.32			
							BALANCE	72.72
01-0704-01-0	GUTIERREZ, CYNTHIA LEE 810 A N BARTON	7/30/2000	2/09/2001	100-WATER	20.81	200-SEWER	23.13	
				300-GARBAG	18.89	500-TAX	1.55	
				650-PENALT	2.09			
							BALANCE	66.47
01-0706-09-0	BURKE, LISA 793 N BARTON	7/30/2011	10/24/2011	100-WATER	86.87	200-SEWER	31.41	
				300-GARBAG	9.87	303-GARBAG	0.29	
				400-STORM	2.88	500-TAX	0.81	
							BALANCE	132.13
01-0712-00-0	WILLIAMS, GARY WAYNE 320 DAVIS ST	10/30/2002	4/17/2003	100-WATER	108.52	200-SEWER	84.77	
				300-GARBAG	27.00	400-STORM	4.20	
				500-TAX	2.22	650-PENALT	15.94	
				700-SVC CH	17.32			
							BALANCE	259.97
01-0712-04-0	WEBB, FRANCES GARCIA 320 DAVIS ST	4/30/2004	12/02/2004	100-WATER	19.95	200-SEWER	18.51	
				300-GARBAG	22.04	400-STORM	4.22	
				500-TAX	1.82	650-PENALT	1.08	
							BALANCE	67.62
01-0712-07-0	HERNANDEZ, ROLANDO 320 DAVIS ST	5/30/2005	8/29/2005	100-WATER	32.51	200-SEWER	25.95	
				300-GARBAG	24.48	400-STORM	5.44	
				500-TAX	2.01	650-PENALT	2.65	
							BALANCE	93.04
01-0712-11-0	WHITT, WILLIAM CURTIS 320 DAVIS ST	2/29/2008	4/21/2008	100-WATER	21.74	200-SEWER	17.43	
				300-GARBAG	12.40	303-GARBAG	0.49	
				400-STORM	2.60	500-TAX	1.03	
				650-PENALT	0.62			
							BALANCE	56.31
01-0712-12-0	HALEY, VIRGINIA ROSE 320 DAVIS ST	7/30/2009	9/24/2009	100-WATER	11.15	200-SEWER	11.97	
				300-GARBAG	10.11	303-GARBAG	0.17	
				400-STORM	2.01	500-TAX	0.84	
				650-PENALT	0.06			

SEQUENCE: ACCOUNT NUMBER

ALL ACCOUNTS

WRITE OFF DATES: 0/00/0000 THRU 99/99/9999

BALANCES: NON ZERO BALANCES

Item 4.

ACCOUNT NO	NAME	LAST	BAD DEBT					
	SERVICE ADDRESS	BILL	DATE					BALANCE
								36.31
01-0712-16-0	ABLES, JUSTIN DEAN 320 DAVIS ST	5/30/2012	6/20/2012	100-WATER	85.45	200-SEWER	77.53	
				300-GARBAG	30.91	303-GARBAG	0.98	
				400-STORM	5.15	500-TAX	2.55	
				650-PENALT	1.08	706-TRANSF	12.44	
							BALANCE	216.09
01-0714-10-0	PACK, STACIE LASHAY 318 DAVIS ST	10/30/2013	4/09/2014	100-WATER	10.81	200-SEWER	9.34	
				300-GARBAG	10.47	303-GARBAG	0.29	
				400-STORM	1.97	500-TAX	0.86	
							BALANCE	33.74
01-0716-00-0	DECKER, DONNIE 305 DAVIS ST	6/30/2006	11/07/2006	100-WATER	39.33	200-SEWER	33.87	
				300-GARBAG	28.24	303-GARBAG	0.66	
				400-STORM	6.06	500-TAX	2.33	
				650-PENALT	3.67	707-DEL CH	20.00	
							BALANCE	134.16
01-0730-13-0	SPEARMAN, DANNE 766 N BELKNAP	11/30/2004	4/18/2005	100-WATER	58.48	200-SEWER	47.06	
				300-GARBAG	23.72	400-STORM	6.82	
				500-TAX	1.96	650-PENALT	5.21	
							BALANCE	143.25
01-0730-16-0	INGRAM, KEVIN 766 N BELKNAP	6/30/2007	8/29/2007	100-WATER	57.40	200-SEWER	42.54	
				300-GARBAG	17.08	303-GARBAG	0.43	
				400-STORM	5.37	500-TAX	1.41	
				650-PENALT	5.18			
							BALANCE	129.41
01-0730-21-0	CUNNINGHAM, PEGGY 766 N BELKNAP	2/28/2014	7/10/2014	100-WATER	88.65	200-SEWER	83.81	
				300-GARBAG	24.08	303-GARBAG	0.55	
				400-STORM	6.78	500-TAX	1.99	
				650-PENALT	4.05			
							BALANCE	209.91
01-0736-05-0	ZUNIGA, JACQUELINE 720 N BELKNAP	3/30/2005	6/22/2005	100-WATER	55.40	200-SEWER	84.86	
				300-GARBAG	28.50	400-STORM	8.94	
				500-TAX	2.36	650-PENALT	7.85	
							BALANCE	187.91
01-0744-03-0	TUCKER, CHRISTOPHER 667 N BELKNAP	6/30/2005	11/23/2005	100-WATER	43.13	200-SEWER	38.57	
				300-GARBAG	19.01	400-STORM	6.34	
				500-TAX	1.56	650-PENALT	4.49	
							BALANCE	113.10
01-0744-15-0	SHORT, WILLIAM JOE-HEN 667 N BELKNAP	6/30/2011	10/24/2011	100-WATER	25.66	200-SEWER	23.10	
				300-GARBAG	15.52	303-GARBAG	0.51	
				400-STORM	4.54	500-TAX	1.29	

SEQUENCE: ACCOUNT NUMBER

ALL ACCOUNTS

WRITE OFF DATES: 0/00/0000 THRU 99/99/9999

BALANCES: NON ZERO BALANCES

Item 4.

ACCOUNT NO	NAME	LAST	BAD DEBT					
	SERVICE ADDRESS	BILL	DATE					
				650-PENALT	2.10			BALANCE 72.72
01-0744-18-0	DOWELL, KEATON 667 N BELKNAP	1/30/2014	7/10/2014	100-WATER	49.91	200-SEWER	31.86	
				300-GARBAG	20.39	303-GARBAG	0.48	
				400-STORM	5.74	500-TAX	1.68	
				650-PENALT	2.85			BALANCE 112.91
01-0798-00-0	ENGWICHT, TAMMY 520 N COLUMBIA	8/30/1999	3/09/2000	100-WATER	38.05	200-SEWER	48.41	
				300-GARBAG	15.37	500-TAX	1.27	
				650-PENALT	0.23			BALANCE 103.33
01-0798-06-0	NEES, MICHAEL 520 N COLUMBIA	8/30/2005	11/23/2005	100-WATER	54.87	200-SEWER	48.85	
				300-GARBAG	24.39	400-STORM	8.13	
				500-TAX	2.00	650-PENALT	4.51	BALANCE 142.75
01-0800-01-0	PETERSON, LISNEY 521 N COLUMBIA	8/30/2005	11/23/2005	100-WATER	65.86	200-SEWER	86.98	
				300-GARBAG	24.43	400-STORM	8.14	
				500-TAX	2.01	650-PENALT	6.78	BALANCE 194.20
01-0804-03-0	CLEMENT, TONY 540 N COLUMBIA	6/30/2001	2/08/2002	100-WATER	28.80	200-SEWER	43.27	
				300-GARBAG	12.30	500-TAX	1.02	BALANCE 85.39
01-0806-07-0	GARZA, ANTHONY MICHAEL 551 N COLUMBIA	8/30/2003	1/16/2004	100-WATER	51.27	200-SEWER	49.55	
				300-GARBAG	32.03	400-STORM	9.20	
				500-TAX	2.65	650-PENALT	9.61	BALANCE 154.31
01-0806-10-0	STEPHENS, BRANDY 551 N COLUMBIA	2/29/2004	5/28/2004	100-WATER	10.91	200-SEWER	10.33	
				300-GARBAG	9.41	400-STORM	2.70	
				500-TAX	0.77			BALANCE 34.12
01-0806-11-0	MCWILLIAMS, ANNIE MARIE 551 N COLUMBIA	5/30/2004	5/28/2004	100-WATER	54.08	200-SEWER	52.38	
				300-GARBAG	32.10	400-STORM	9.42	
				500-TAX	2.64	650-PENALT	6.15	
				706-TRANSF	2.53			BALANCE 159.30
01-0806-12-0	VASQUEZ, ANGEL BABE 551 N COLUMBIA	7/30/2004	2/07/2005	100-WATER	46.97	200-SEWER	41.15	
				300-GARBAG	32.76	400-STORM	9.41	
				500-TAX	2.70	650-PENALT	0.10	
				706-TRANSF	18.43			BALANCE 151.52

SEQUENCE: ACCOUNT NUMBER

ALL ACCOUNTS

WRITE OFF DATES: 0/00/0000 THRU 99/99/9999

BALANCES: NON ZERO BALANCES

Item 4.

ACCOUNT NO	NAME	LAST	BAD DEBT				
	SERVICE ADDRESS	BILL	DATE				
01-0808-04-0	WILLIAMSON, KALEY 561 N COLUMBIA	2/28/2007	5/18/2007	100-WATER	13.99	200-SEWER	11.24
				300-GARBAG	6.40	303-GARBAG	0.03
				400-STORM	2.02	500-TAX	0.53
				650-PENALT	0.16		
							BALANCE 34.37
01-0810-01-0	BEARER, FELICE 570 N COLUMBIA	10/30/2002	4/17/2003	100-WATER	42.11	200-SEWER	43.76
				300-GARBAG	23.56	400-STORM	4.68
				500-TAX	1.95	650-PENALT	3.25
							BALANCE 119.31
01-0810-12-0	KELSEY, DEVON RAY 570 N COLUMBIA	7/30/2012	8/15/2012	100-WATER	20.52	200-SEWER	32.05
				300-GARBAG	17.21	303-GARBAG	0.40
				400-STORM	4.85	500-TAX	1.42
				650-PENALT	1.72		
							BALANCE 78.17
01-0810-13-1	STONE, MICHAEL BRANDON 570 N COLUMBIA	12/30/2012	2/04/2013	100-WATER	107.29	200-SEWER	96.43
				300-GARBAG	39.00	303-GARBAG	1.08
				400-STORM	10.99	500-TAX	3.23
				650-PENALT	10.04		
							BALANCE 268.06
01-0814-02-0	VALDEZ, ERICA 581 N COLUMBIA	10/30/2003	4/15/2004	100-WATER	22.61	200-SEWER	22.97
				300-GARBAG	11.89	400-STORM	3.42
				500-TAX	0.98	700-SVC CH	2.91
							BALANCE 64.78
01-0814-08-0	DUDLEY, PATTI MATHERS 581 N COLUMBIA	8/30/2006	12/27/2006	100-WATER	115.71	200-SEWER	50.17
				300-GARBAG	13.97	303-GARBAG	0.44
				400-STORM	4.50	500-TAX	1.15
				650-PENALT	4.31		
							BALANCE 190.25
01-0818-03-0	BEARD, STEVEN WAYNE 530 DONNA	6/30/2006	7/26/2006	100-WATER	10.11	200-SEWER	9.66
				300-GARBAG	6.12	303-GARBAG	0.16
				400-STORM	1.32	500-TAX	0.51
							BALANCE 27.88
01-0818-04-0	SCHOUTEN, KEITH 530 DONNA	2/28/2007	5/18/2007	100-WATER	18.98	200-SEWER	15.22
				300-GARBAG	10.82	303-GARBAG	0.05
				400-STORM	2.27	500-TAX	0.89
				650-PENALT	0.22		
							BALANCE 48.45
01-0822-13-0	WOOLSEY, CHARLES 510 DONNA	9/30/2010	1/14/2011	100-WATER	78.33	200-SEWER	75.64
				300-GARBAG	30.55	400-STORM	6.06
				500-TAX	2.52	650-PENALT	7.22

SEQUENCE: ACCOUNT NUMBER

ALL ACCOUNTS

WRITE OFF DATES: 0/00/0000 THRU 99/99/9999

BALANCES: NON ZERO BALANCES

Item 4.

ACCOUNT NO	NAME	LAST	BAD DEBT					
	SERVICE ADDRESS	BILL	DATE					
				707-DEL CH	20.00			BALANCE 220.32
01-0822-17-0	BUTLER, CHAD 510 DONNA	8/30/2012	9/24/2012	100-WATER	22.36	200-SEWER	20.40	
				300-GARBAG	11.87	303-GARBAG	0.24	
				400-STORM	2.23	500-TAX	0.98	
				650-PENALT	0.23			BALANCE 58.31
01-0822-18-0	JONES, ZACHARY CHASE 510 DONNA	5/30/2013	8/14/2013	100-WATER	69.03	200-SEWER	74.89	
				300-GARBAG	38.54	303-GARBAG	1.06	
				400-STORM	7.24	500-TAX	3.18	
				700-SVC CH	13.09	701-CONN	13.09	
				702-DEL CH	13.09			BALANCE 233.21
01-0822-19-0	ANGUIANO, JR, EUGENE GONZAL 510 DONNA	1/30/2014	7/10/2014	100-WATER	35.70	200-SEWER	32.46	
				300-GARBAG	19.03	303-GARBAG	0.44	
				400-STORM	3.57	500-TAX	1.57	
				650-PENALT	2.13			BALANCE 94.90
01-0826-03-0	JONES, JOSEPH 421 W SLOAN	8/30/1999	11/10/1999	100-WATER	10.27	200-SEWER	12.23	
				300-GARBAG	6.84	500-TAX	0.56	BALANCE 29.90
01-0826-11-0	SPARKS, JR, DAVID BRIAN 421 W SLOAN	2/28/2007	5/18/2007	100-WATER	34.75	200-SEWER	32.49	
				300-GARBAG	18.18	303-GARBAG	0.21	
				400-STORM	5.82	500-TAX	1.50	
				650-PENALT	3.32			BALANCE 96.27
01-0826-18-0	ROBISON, PRECIOUS 421 W SLOAN	6/30/2012	8/15/2012	100-WATER	20.95	200-SEWER	18.70	
				300-GARBAG	14.48	303-GARBAG	0.42	
				400-STORM	4.08	500-TAX	1.20	
				650-PENALT	0.83			BALANCE 60.66
01-0826-20-0	MCKINNERNEY, FLOY 421 W SLOAN	7/30/2013	11/15/2013	100-WATER	28.53	200-SEWER	30.68	
				300-GARBAG	21.30	303-GARBAG	0.48	
				400-STORM	6.00	500-TAX	1.76	
				650-PENALT	4.25			BALANCE 93.00
01-0836-01-0	PETERSON, BRAD 356 W SLOAN	5/31/1999	12/16/1999	100-WATER	14.56	200-SEWER	21.54	
				300-GARBAG	11.75	500-TAX	0.97	
				650-PENALT	0.74	700-SVC CH	1.86	
								BALANCE 51.42
01-0844-11-0	PARRISH, BRITTANI LEA 450 N COLUMBIA	9/30/2008	1/26/2009	100-WATER	15.83	102-WATER	7.69	
				200-SEWER	12.61	300-GARBAG	13.72	
	CONTRACT: CTC	AMOUNT OWED:	0.00	303-GARBAG	1.00	400-STORM	2.87	

SEQUENCE: ACCOUNT NUMBER

ALL ACCOUNTS

WRITE OFF DATES: 0/00/0000 THRU 99/99/9999

BALANCES: NON ZERO BALANCES

Item 4.

ACCOUNT NO	NAME	LAST BILL	BAD DEBT DATE					
				500-TAX	1.13	650-PENALT	1.53	
							BALANCE	56.38
01-0844-15-0	BIRD, KATHLEEN 450 N COLUMBIA	6/30/2010	10/12/2010	100-WATER	15.71	200-SEWER	13.65	
				300-GARBAG	10.02	400-STORM	1.98	
				500-TAX	0.83	650-PENALT	0.65	
							BALANCE	42.84
01-0844-20-0	KREY, CHERYL MARIE 450 N COLUMBIA	6/30/2013	11/15/2013	100-WATER	15.95	200-SEWER	21.20	
				300-GARBAG	13.00	303-GARBAG	0.34	
				400-STORM	2.44	500-TAX	1.07	
				650-PENALT	0.58			
							BALANCE	54.58
01-0846-03-0	ABLES, MIKE 452 N COLUMBIA	5/31/1999	12/16/1999	100-WATER	10.29	200-SEWER	10.71	
				300-GARBAG	6.73	500-TAX	0.56	
							BALANCE	28.29
01-0846-13-0	OWNBY, CHRISTOPHER LEE 452 N COLUMBIA	2/29/2012	4/27/2012	100-WATER	26.18	200-SEWER	23.62	
				300-GARBAG	15.85	303-GARBAG	0.38	
				400-STORM	3.01	500-TAX	1.31	
				650-PENALT	1.00			
							BALANCE	71.35
01-0850-01-0	SHIELDS, ROSEMARY 320 W SLOAN	5/31/1999	12/16/1999	100-WATER	37.69	200-SEWER	62.66	
				300-GARBAG	21.79	500-TAX	1.79	
				650-PENALT	4.96	700-SVC CH	15.93	
							BALANCE	144.82
01-0852-01-0	ESTRADA, NOE 264 W SLOAN	4/30/2002	9/26/2002	100-WATER	22.93	200-SEWER	23.76	
				300-GARBAG	13.44	500-TAX	1.11	
							BALANCE	61.24
01-0852-02-0	GARCIA, JESUS 264 W SLOAN	7/30/2002	12/02/2002	100-WATER	40.78	200-SEWER	41.56	
				300-GARBAG	28.49	500-TAX	2.34	
				650-PENALT	6.69	700-SVC CH	15.02	
							BALANCE	134.88
***** BOOK TOTALS ***** ACCTS: 214				100-WATER	9,540.70	102-WATER	185.95	
				200-SEWER	8,775.42	300-GARBAG	4,459.06	
				303-GARBAG	39.38	400-STORM	813.44	
				500-TAX	367.75	650-PENALT	756.67	
				700-SVC CH	1,102.86	701-CONN	13.51	
				702-DEL CH	33.09	706-TRANSF	37.24	
				707-DEL CH	140.00			
							BALANCE	26,265.07

SEQUENCE: ACCOUNT NUMBER

ALL ACCOUNTS

WRITE OFF DATES: 0/00/0000 THRU 99/99/9999

BALANCES: NON ZERO BALANCES

Item 4.

ACCOUNT NO	NAME	LAST	BAD DEBT				
	SERVICE ADDRESS	BILL	DATE				
02-0042-02-0	ALL THINGS CREATIVE	1/30/2005	3/24/2006	100-WATER	33.28	200-SEWER	26.56
	189 N BELKNAP			300-GARBAG	36.82	400-STORM	8.35
				500-TAX	3.04	650-PENALT	3.50
							BALANCE 111.55
02-0044-01-0	HOME ON THE RANGE AGAIN	10/30/2002	4/17/2003	200-SEWER	35.03	300-GARBAG	269.89
	199 N BELKNAP			400-STORM	8.92	500-TAX	22.27
				650-PENALT	3.66	700-SVC CH	16.40
							BALANCE 356.17
02-0044-02-0	4 KIDS ONLY	3/30/2008	6/20/2008	100-WATER	105.00	200-SEWER	84.65
	199 N BELKNAP			300-GARBAG	45.41	303-GARBAG	1.99
				400-STORM	8.15	500-TAX	3.75
				650-PENALT	8.44		
							BALANCE 257.39
02-0070-00-0	DIANA'S BOOK TRADER	9/30/2006	12/27/2006	100-WATER	40.41	200-SEWER	32.28
	129 N VIRGINIA			300-GARBAG	51.70	303-GARBAG	1.62
				400-STORM	14.84	500-TAX	4.27
				650-PENALT	4.05	707-DEL CH	20.00
							BALANCE 169.17
02-0072-01-0	THE KOMPUTER TERMINAL	9/30/2006	12/27/2006	100-WATER	138.95	200-SEWER	112.10
	265 E WASHINGTON			300-GARBAG	50.07	303-GARBAG	1.57
				400-STORM	41.28	500-TAX	4.13
				650-PENALT	21.59		
							BALANCE 369.69
02-0091-01-0	TAT-2 BODY WORKS	9/30/2006	12/27/2006	100-WATER	23.49	200-SEWER	18.75
	117 S GRAHAM			300-GARBAG	30.56	303-GARBAG	0.97
				400-STORM	5.86	500-TAX	2.52
				650-PENALT	2.96		
							BALANCE 85.11
02-0093-03-0	MCAFEE, DAMON GREGORY	6/30/2006	11/07/2006	100-WATER	27.79	200-SEWER	22.34
	119 S GRAHAM			300-GARBAG	58.99	303-GARBAG	1.54
				400-STORM	5.12	500-TAX	4.87
							BALANCE 120.65
02-0105-02-0	KRUG, PHD, DOUGLAS	3/30/2008	6/20/2008	100-WATER	7.35	200-SEWER	5.86
	208 E COLLEGE			300-GARBAG	11.17	303-GARBAG	0.57
				400-STORM	5.97	500-TAX	0.92
							BALANCE 31.84
02-0134-02-0	EMPORIUM CLOTHING CO.	6/30/2006	11/07/2006	100-WATER	33.53	200-SEWER	26.78
	160 W COLLEGE			300-GARBAG	43.92	303-GARBAG	1.03
				400-STORM	8.42	500-TAX	3.62
				650-PENALT	3.45		

SEQUENCE: ACCOUNT NUMBER

ALL ACCOUNTS

WRITE OFF DATES: 0/00/0000 THRU 99/99/9999

BALANCES: NON ZERO BALANCES

Item 4.

ACCOUNT NO	NAME	LAST	BAD DEBT					
	SERVICE ADDRESS	BILL	DATE					BALANCE
								120.75
02-0152-02-0	GALVAN FOODS 230 W COLLEGE	11/30/2002	6/13/2003	100-WATER	37.31	200-SEWER	39.15	
				300-GARBAG	26.37	400-STORM	5.28	
				500-TAX	2.18			
								BALANCE 110.29
02-0160-06-0	TAN YOUR HIDE 231 W COLLEGE	11/30/2008	3/12/2009	100-WATER	446.89	200-SEWER	373.22	
				300-GARBAG	41.48	303-GARBAG	2.50	
				400-STORM	7.45	500-TAX	3.43	
				650-PENALT	13.29			
								BALANCE 888.26
02-0162-02-0	KREATIVE DESIGNS 257 W COLLEGE	3/30/2004	5/28/2004	100-WATER	26.11	200-SEWER	24.46	
				300-GARBAG	37.61	400-STORM	7.54	
				500-TAX	3.11	650-PENALT	3.17	
								BALANCE 102.00
02-0194-00-0	PATTERSON OFFICE EQUIPMENT 166 S BELKNAP	5/30/2002	9/26/2002	100-WATER	40.76	200-SEWER	39.58	
				300-GARBAG	60.65	500-TAX	5.01	
				650-PENALT	8.98	700-SVC CH	38.44	
								BALANCE 193.42
02-0196-00-0	COUNTRY CONNECTIONS 150 S BELKNAP	12/30/2000	7/06/2001	100-WATER	28.00	200-SEWER	34.22	
				300-GARBAG	23.15	500-TAX	3.38	
				650-PENALT	5.24	700-SVC CH	14.01	
								BALANCE 108.00
02-0202-00-0	LIFELINE HOME HEALTH 200 W WASHINGTON **10-8-3 FILED	2/28/2003	11/13/2003	100-WATER	18.83	200-SEWER	15.16	
				300-GARBAG	24.22	400-STORM	6.09	
				500-TAX	2.52	650-PENALT	1.09	
								BALANCE 67.91
02-0246-00-0	WEEKLY, JEROME 204 E TARLETON	2/28/2001	10/17/2001	100-WATER	16.05	200-SEWER	51.44	
				300-GARBAG	29.36	500-TAX	2.42	
				650-PENALT	2.69			
								BALANCE 101.96
02-0246-01-0	DILLARD, SHAWN TAE 204 E TARLETON	11/30/2001	4/22/2002	100-WATER	229.07	200-SEWER	90.53	
				300-GARBAG	35.07	500-TAX	2.88	
				650-PENALT	11.02	700-SVC CH	36.48	
								BALANCE 405.05
02-0246-02-0	EDWARDS, DOVIE MECHELLE 204 E TARLETON	7/30/2004	2/07/2005	100-WATER	131.31	200-SEWER	109.86	
				300-GARBAG	34.82	400-STORM	10.01	
				500-TAX	2.87	650-PENALT	17.95	
				702-DEL CH	20.00			
								BALANCE 326.82
02-0246-06-0	FLEMING, G JEANNETTE 204 E TARLETON	2/28/2009	5/22/2009	100-WATER	1,338.38	200-SEWER	35.55	
				300-GARBAG	28.95	303-GARBAG	0.30	

SEQUENCE: ACCOUNT NUMBER

ALL ACCOUNTS

WRITE OFF DATES: 0/00/0000 THRU 99/99/9999

BALANCES: NON ZERO BALANCES

Item 4.

ACCOUNT NO	NAME	LAST	BAD DEBT				
	SERVICE ADDRESS	BILL	DATE				
				400-STORM	9.10	500-TAX	2.39
				650-PENALT	3.87	707-DEL CH	20.00
						BALANCE	1,438.54
02-0250-02-0	MAMA'S DESSERT KITCHEN	12/30/2008	7/24/2009	100-WATER	67.70	200-SEWER	57.04
	252 E TARLETON			300-GARBAG	170.86	303-GARBAG	7.11
				400-STORM	43.17	500-TAX	14.09
				650-PENALT	18.03		
						BALANCE	378.00
02-0252-00-0	MORROW, JONATHAN	9/30/2001	4/22/2002	100-WATER	36.29	200-SEWER	36.77
	314 N FLORAL			300-GARBAG	26.11	500-TAX	2.15
				650-PENALT	2.82	700-SVC CH	30.36
						BALANCE	134.50
02-0252-02-0	HERRING, VERA	1/30/2005	5/18/2007	100-WATER	37.00	200-SEWER	29.72
	314 N FLORAL			300-GARBAG	16.06	400-STORM	5.25
				500-TAX	1.33	650-PENALT	2.19
						BALANCE	91.55
02-0254-00-0	FOWLER, FRANK	10/30/2001	4/22/2002	100-WATER	30.10	200-SEWER	84.71
	210 N VINE			300-GARBAG	33.15	500-TAX	2.73
				650-PENALT	9.00	700-SVC CH	20.00
						BALANCE	179.69
02-0254-01-0	SANCHEZ, SUSIE	10/30/2003	1/16/2004	100-WATER	73.48	200-SEWER	89.36
	210 N VINE			300-GARBAG	31.38	400-STORM	6.01
				500-TAX	2.59	650-PENALT	14.13
						BALANCE	216.95
02-0254-02-0	CASTRO, JUAN	3/30/2004	4/15/2004	100-WATER	35.31	200-SEWER	39.33
	210 N VINE			300-GARBAG	27.94	400-STORM	5.35
				500-TAX	2.30	650-PENALT	3.85
						BALANCE	114.08
02-0254-03-0	GILBERT, ANDREA LYNN	5/30/2005	10/25/2005	100-WATER	33.74	200-SEWER	25.95
	210 N VINE			300-GARBAG	16.00	400-STORM	3.55
				500-TAX	1.32	650-PENALT	0.38
						BALANCE	80.94
02-0263-00-0	MENDOZA, ELVIRA	2/28/2002	6/20/2002	100-WATER	36.82	200-SEWER	48.75
	408 E TARLETON			300-GARBAG	27.52	500-TAX	2.27
				650-PENALT	4.30	700-SVC CH	15.18
						BALANCE	134.84
02-0316-02-0	THE EVANS TIRE COMPANY	2/28/2002	6/20/2002	100-WATER	13.32	200-SEWER	13.69
	305 E WASHINGTON			300-GARBAG	12.10	500-TAX	1.00
						BALANCE	40.11
02-0316-03-0	BRAKES & MORE	4/30/2007	8/29/2007	100-WATER	20.74	200-SEWER	16.59
	305 E WASHINGTON			300-GARBAG	102.89	303-GARBAG	1.69

SEQUENCE: ACCOUNT NUMBER

ALL ACCOUNTS

WRITE OFF DATES: 0/00/0000 THRU 99/99/9999

BALANCES: NON ZERO BALANCES

Item 4.

ACCOUNT NO	NAME	LAST	BAD DEBT					
	SERVICE ADDRESS	BILL	DATE					
				400-STORM	6.24	500-TAX	8.48	
							BALANCE	156.63
02-0362-02-0	B & C LAUNDRY 661 E WASHINGTON	9/30/2010	1/14/2011	100-WATER	265.92	200-SEWER	227.20	
				300-GARBAG	26.13	400-STORM	13.97	
				500-TAX	2.16	650-PENALT	18.63	
							BALANCE	554.01
02-0368-02-0	CHARLIE STILL 656 E WASHINGTON	5/31/1999	12/16/1999	100-WATER	8.14	200-SEWER	8.45	
				300-GARBAG	12.76	500-TAX	1.05	
							BALANCE	30.40
02-0406-01-0	COOPER, MALCOLM 581 E COLLEGE	7/30/2006	11/07/2006	100-WATER	38.21	200-SEWER	37.83	
				300-GARBAG	27.29	303-GARBAG	0.73	
				400-STORM	8.79	500-TAX	2.25	
				650-PENALT	3.93	707-DEL CH	20.00	
							BALANCE	139.03
02-0406-04-0	ANGUIANO, GILBERTO 581 E COLLEGE	2/28/2011	2/25/2011	100-WATER	96.71	200-SEWER	42.84	
				300-GARBAG	30.89	303-GARBAG	0.16	
				400-STORM	9.19	500-TAX	2.55	
				650-PENALT	4.12	707-DEL CH	20.00	
							BALANCE	206.46
02-0410-00-0	CHAVEZ, MARIE 609 E COLLEGE	8/30/2001	4/22/2002	100-WATER	46.69	200-SEWER	49.06	
				300-GARBAG	26.77	500-TAX	2.21	
				650-PENALT	7.87	700-SVC CH	15.50	
							BALANCE	148.10
02-0410-05-0	VEGA, PATRICIA LYNN 609 E COLLEGE	6/30/2009	9/24/2009	100-WATER	48.50	200-SEWER	28.33	
				300-GARBAG	25.20	303-GARBAG	0.05	
				400-STORM	5.00	500-TAX	2.08	
				650-PENALT	4.70			
							BALANCE	113.86
02-0420-00-0	MENDEZ, PEDRO 251 WHITE AVE	8/30/2002	2/24/2003	100-WATER	57.62	200-SEWER	65.75	
				300-GARBAG	27.49	500-TAX	2.27	
				650-PENALT	4.54	700-SVC CH	32.05	
							BALANCE	189.72
02-0420-01-0	PHILLIPS, BECKY 251 WHITE AVE	3/30/2003	10/15/2003	100-WATER	30.25	200-SEWER	34.16	
				300-GARBAG	25.73	400-STORM	4.93	
				500-TAX	2.12	650-PENALT	3.48	
							BALANCE	100.67
02-0420-07-0	JIMENEZ, BLANCA 251 WHITE AVE	2/29/2012	5/23/2012	100-WATER	33.01	200-SEWER	35.29	
				300-GARBAG	18.41	303-GARBAG	0.45	
				400-STORM	3.51	500-TAX	1.52	
				650-PENALT	3.81			

SEQUENCE: ACCOUNT NUMBER

ALL ACCOUNTS

WRITE OFF DATES: 0/00/0000 THRU 99/99/9999

BALANCES: NON ZERO BALANCES

Item 4.

ACCOUNT NO	NAME	LAST	BAD DEBT					BALANCE	
----	-----	----	----						
----	SERVICE ADDRESS	BILL	DATE						
								96.00	
02-0422-00-0	CASTILLO, GUADALUPE	11/30/2004	4/18/2005	100-WATER	249.55	200-SEWER	100.36		
	267 WHITE AVE			300-GARBAG	32.48	400-STORM	6.22		
				500-TAX	2.68	650-PENALT	19.49		
				707-DEL CH	20.00				
								BALANCE	430.78
02-0424-00-0	MARTINEZ, MARIA	2/28/2002	6/20/2002	100-WATER	56.23	200-SEWER	79.13		
	289 WHITE AVE			300-GARBAG	36.65	500-TAX	3.02		
				650-PENALT	11.21	700-SVC CH	45.00		
								BALANCE	231.24
02-0424-01-0	VILLALPANDA, LISA	7/30/2002	12/02/2002	100-WATER	52.11	200-SEWER	54.17		
	289 WHITE AVE			300-GARBAG	29.22	500-TAX	2.41		
				650-PENALT	7.84	700-SVC CH	31.96		
								BALANCE	177.71
02-0426-03-0	BALDERAS, MANUEL TORRES	11/30/2002	4/17/2003	100-WATER	8.61	200-SEWER	8.64		
	317 WHITE AVE			300-GARBAG	6.92	400-STORM	1.33		
				500-TAX	0.57				
								BALANCE	26.07
02-0430-01-0	GORDON, PATRICIA	4/30/1999	12/16/1999	100-WATER	17.17	200-SEWER	20.11		
	333 WHITE AVE			300-GARBAG	10.09	500-TAX	0.83		
								BALANCE	48.20
02-0438-01-0	MARTINEZ, BOBBY JOE	11/30/2001	4/22/2002	100-WATER	33.40	200-SEWER	33.91		
	328 WHITE AVE			300-GARBAG	23.78	500-TAX	1.96		
				650-PENALT	2.65	700-SVC CH	14.26		
								BALANCE	109.96
02-0444-00-0	LAWSON, LOUIS	12/30/2004	6/22/2005	100-WATER	94.15	200-SEWER	43.88		
	270 WHITE AVE			300-GARBAG	29.87	400-STORM	8.59		
				500-TAX	2.46	650-PENALT	7.17		
								BALANCE	186.12
02-0446-06-1	MONTGOMERY, CHRISTOPHER	11/30/2012	2/04/2013	100-WATER	38.18	200-SEWER	35.79		
	590 E COLLEGE			300-GARBAG	11.55	303-GARBAG	0.35		
				400-STORM	2.17	500-TAX	0.95		
				650-PENALT	0.09				
								BALANCE	89.08
02-0446-08-0	CANTU, OLIDIO SVEN	11/30/2013	1/27/2014	100-WATER	198.85	102-WATER	229.13		
	590 E COLLEGE			200-SEWER	162.09	300-GARBAG	34.32		
	CONTRACT: CTC	AMOUNT OWED: 0.00		303-GARBAG	0.81	400-STORM	6.44		
				500-TAX	2.83	650-PENALT	18.18		
								BALANCE	652.65
02-0448-05-0	GARRIDO, JUAN C	11/30/2003	1/16/2004	100-WATER	32.74	200-SEWER	31.44		
	562 E COLLEGE			300-GARBAG	22.97	400-STORM	4.40		

SEQUENCE: ACCOUNT NUMBER

ALL ACCOUNTS

WRITE OFF DATES: 0/00/0000 THRU 99/99/9999

BALANCES: NON ZERO BALANCES

Item 4.

ACCOUNT NO	NAME	LAST	BAD DEBT					
	SERVICE ADDRESS	BILL	DATE					
				500-TAX	1.89	650-PENALT	4.02	
							BALANCE	97.46
02-0452-01-0	SMITH, CINDY	3/30/2002	7/26/2002	100-WATER	25.26	200-SEWER	26.06	
	221 S DEVINE			300-GARBAG	11.89	500-TAX	0.98	
							BALANCE	64.19
02-0452-07-0	DUDLEY, CURTIS	10/30/2012	12/13/2012	100-WATER	51.97	200-SEWER	36.24	
	221 S DEVINE			300-GARBAG	18.39	303-GARBAG	0.49	
				400-STORM	5.18	500-TAX	1.52	
				650-PENALT	2.58	702-DEL CH	20.00	
							BALANCE	136.37
02-0462-00-0	AVERY, BRIAN	9/30/1999	4/10/2000	100-WATER	117.15	200-SEWER	86.15	
	272 S DEVINE			300-GARBAG	23.41	500-TAX	1.93	
				650-PENALT	7.51			
							BALANCE	236.15
02-0462-04-0	NICHOLS, LORI	1/30/2003	6/13/2003	100-WATER	71.98	200-SEWER	93.44	
	272 S DEVINE			300-GARBAG	44.89	400-STORM	12.90	
				500-TAX	3.70	650-PENALT	11.03	
				707-DEL CH	10.00			
							BALANCE	247.94
02-0478-05-0	DESPAIN, JEREMY ALAN	9/30/2006	12/27/2006	100-WATER	68.01	200-SEWER	99.09	
	564 E LONG			300-GARBAG	26.21	303-GARBAG	0.84	
				400-STORM	8.43	500-TAX	2.16	
				650-PENALT	6.86			
							BALANCE	211.60
02-0478-07-0	PACK, WADE ALLEN	10/30/2008	3/12/2009	100-WATER	15.07	200-SEWER	16.42	
	564 E LONG			300-GARBAG	12.50	303-GARBAG	0.86	
				400-STORM	3.93	500-TAX	1.03	
				650-PENALT	0.87			
							BALANCE	50.68
02-0484-00-0	SELLERS, FRANCIS DICKERS	3/30/2000	6/09/2000	100-WATER	48.72	200-SEWER	45.59	
	592 E LONG			300-GARBAG	18.88	500-TAX	1.56	
							BALANCE	114.75
02-0484-04-0	JONES, EDWARD	11/30/2003	5/28/2004	100-WATER	49.88	200-SEWER	48.90	
	592 E LONG			300-GARBAG	22.47	400-STORM	6.45	
				500-TAX	1.85	650-PENALT	5.77	
				702-DEL CH	16.35	703-MISC	7.67	
							BALANCE	159.34
02-0484-05-0	MCPHERSON, STEVEN	10/31/2005	1/31/2006	100-WATER	141.69	200-SEWER	64.77	
	592 E LONG			300-GARBAG	26.05	400-STORM	8.68	
				500-TAX	2.15	650-PENALT	5.07	

SEQUENCE: ACCOUNT NUMBER

ALL ACCOUNTS

WRITE OFF DATES: 0/00/0000 THRU 99/99/9999

BALANCES: NON ZERO BALANCES

Item 4.

ACCOUNT NO	NAME	LAST	BAD DEBT					
	SERVICE ADDRESS	BILL	DATE					BALANCE
02-0484-07-0	FORBING, JENNIFER LYNN 592 E LONG	9/30/2007	1/04/2008	100-WATER	26.19	200-SEWER	31.64	248.41
				300-GARBAG	16.49	303-GARBAG	0.45	
				400-STORM	5.19	500-TAX	1.36	
				650-PENALT	1.57	702-DEL CH	6.95	
							BALANCE	89.84
02-0486-00-0	MARTINEZ, JOE 608 E LONG	6/30/2002	10/18/2002	100-WATER	155.84	200-SEWER	105.12	
				300-GARBAG	35.35	500-TAX	2.92	
				650-PENALT	15.87	700-SVC CH	18.26	
							BALANCE	333.36
02-0486-02-0	WASDWORTH, SAMANTHA 608 E LONG	3/30/2000	10/09/2000	100-WATER	130.44	200-SEWER	82.25	
				300-GARBAG	29.02	500-TAX	2.39	
				650-PENALT	13.38	700-SVC CH	17.70	
							BALANCE	275.18
02-0486-04-0	DELGADO, ESMERALDA 608 E LONG	6/30/2000	10/05/2000	100-WATER	81.58	200-SEWER	30.07	
				300-GARBAG	2.91	500-TAX	0.24	
							BALANCE	114.80
02-0486-09-0	ROCHO, ALMA 608 E LONG	1/30/2002	6/20/2002	100-WATER	17.26	200-SEWER	17.72	
				300-GARBAG	11.15	500-TAX	0.92	
							BALANCE	47.05
02-0486-11-0	MARTIN, SEBASTIAN 608 E LONG	4/30/2005	6/22/2005	100-WATER	24.67	200-SEWER	26.99	
				300-GARBAG	17.73	400-STORM	5.91	
				500-TAX	1.46			
							BALANCE	76.76
02-0486-12-0	SALINAS, CARLOTA OLIVO 608 E LONG	5/30/2006	6/15/2006	100-WATER	51.88	200-SEWER	60.32	
				300-GARBAG	12.91	303-GARBAG	0.29	
				400-STORM	4.16	500-TAX	1.06	
							BALANCE	130.62
02-0486-15-0	DUNN, ROXANNE DEVON 608 E LONG	4/30/2009	5/22/2009	100-WATER	127.68	200-SEWER	88.63	
				300-GARBAG	17.14	400-STORM	5.31	
				500-TAX	1.42	650-PENALT	8.78	
							BALANCE	248.96
02-0490-00-0	MUSICK, TOMMY 649 E LONG	9/30/1999	4/10/2000	100-WATER	104.59	200-SEWER	129.95	
				300-GARBAG	35.32	500-TAX	2.92	
				650-PENALT	17.06	700-SVC CH	36.22	
							BALANCE	326.06
02-0496-03-0	PERREY, SHARRY 665 E LONG	11/30/2013	4/09/2014	100-WATER	33.33	200-SEWER	64.30	
				300-GARBAG	21.30	303-GARBAG	0.57	
				400-STORM	6.00	500-TAX	1.76	

SEQUENCE: ACCOUNT NUMBER

ALL ACCOUNTS

WRITE OFF DATES: 0/00/0000 THRU 99/99/9999

BALANCES: NON ZERO BALANCES

Item 4.

ACCOUNT NO	NAME	LAST	BAD DEBT						
	SERVICE ADDRESS	BILL	DATE						
								BALANCE	127.26
02-0502-15-0	SIMMONS, MORGAN DALE 670 E LONG	5/30/2010	8/09/2010	100-WATER	43.43	200-SEWER	49.30		
				300-GARBAG	18.14	400-STORM	5.40		
				500-TAX	1.50	650-PENALT	3.58		
								BALANCE	121.35
02-0506-05-0	WILLIAMS, MADOC LEWIS 695 E LONG	1/30/2005	7/24/2009	100-WATER	83.02	200-SEWER	66.84		
				300-GARBAG	26.57	400-STORM	11.66		
				500-TAX	2.19	650-PENALT	7.67		
								BALANCE	197.95
02-0508-00-0	QUARLES, MARY 449 S MINTER	1/30/2012	4/27/2012	100-WATER	35.96	200-SEWER	32.10		
				300-GARBAG	26.09	303-GARBAG	0.67		
				400-STORM	7.63	500-TAX	2.16		
								BALANCE	104.61
02-0512-00-0	WATSON, KAREN A 459 S MINTER	2/28/2005	6/23/2011	100-WATER	28.14	200-SEWER	25.80		
				300-GARBAG	12.56	303-GARBAG	0.13		
				400-STORM	4.05	500-TAX	1.04		
								BALANCE	71.72
02-0512-02-0	NIERMANN, STEPHANIE 459 S MINTER	6/30/2013	11/15/2013	100-WATER	19.95	200-SEWER	35.04		
				300-GARBAG	15.80	303-GARBAG	0.41		
				400-STORM	4.45	500-TAX	1.31		
				650-PENALT	1.50				
								BALANCE	78.46
02-0514-01-0	TUGGLE, CHARLES 478 S MINTER CONTRACT: CTC AMOUNT OWED:	11/30/2006	2/13/2007	100-WATER	34.20	102-WATER	95.73		
				200-SEWER	27.56	300-GARBAG	9.28		
			0.00	303-GARBAG	0.13	400-STORM	3.99		
				500-TAX	0.76				
								BALANCE	171.65
02-0514-05-0	GRAHAM, ANTHONY SCOTT 478 S MINTER	7/30/2014	9/12/2014	100-WATER	54.98	200-SEWER	67.10		
				300-GARBAG	24.10	303-GARBAG	0.62		
				400-STORM	8.50	500-TAX	2.00		
				650-PENALT	4.34				
								BALANCE	161.64
02-0518-00-0	WILLIAMS, DONNA MATTSON 498 S MINTER	7/30/1999	9/23/1999	100-WATER	11.95	200-SEWER	26.31		
				300-GARBAG	9.41	500-TAX	0.78		
								BALANCE	48.45
02-0518-04-0	MCELROY, DESTANEY 498 S MINTER	4/30/2000	11/09/2000	100-WATER	17.99	200-SEWER	21.95		
				300-GARBAG	17.27	500-TAX	1.42		
				700-SVC CH	9.24				
								BALANCE	67.87
02-0518-09-0	ROWNEY, BRIAN DAVID 498 S MINTER	12/30/2003	2/24/2004	100-WATER	34.31	200-SEWER	32.44		
				300-GARBAG	30.63	400-STORM	8.81		

SEQUENCE: ACCOUNT NUMBER

ALL ACCOUNTS

WRITE OFF DATES: 0/00/0000 THRU 99/99/9999

BALANCES: NON ZERO BALANCES

Item 4.

ACCOUNT NO	NAME	LAST	BAD DEBT				
	SERVICE ADDRESS	BILL	DATE				
				500-TAX	2.52	650-PENALT	6.39
							BALANCE 115.10
02-0518-10-0	KUNKEL, ELIZABETH STAND 498 S MINTER	12/30/2004	4/18/2005	100-WATER	48.45	200-SEWER	38.81
				300-GARBAG	34.18	400-STORM	9.82
				500-TAX	2.82	650-PENALT	9.15
							BALANCE 143.23
02-0518-14-0	DAILY, LISA MARIE 498 S MINTER	12/30/2009	1/14/2010	100-WATER	13.31	200-SEWER	11.22
				300-GARBAG	11.32	400-STORM	3.37
				500-TAX	0.94	650-PENALT	0.48
							BALANCE 40.64
02-0518-20-0	BLACKWELL, CATHERINE 498 S MINTER	3/30/2013	5/29/2013	100-WATER	11.83	200-SEWER	10.48
				300-GARBAG	8.59	303-GARBAG	0.28
				400-STORM	2.42	500-TAX	0.71
							BALANCE 34.31
02-0518-22-0	KNOOP, WILLIE 498 S MINTER	5/30/2014	9/12/2014	100-WATER	36.20	200-SEWER	32.56
				300-GARBAG	24.07	303-GARBAG	0.59
				400-STORM	6.37	500-TAX	2.00
				650-PENALT	3.13	700-SVC CH	11.22
				701-CONN	11.22		
							BALANCE 127.36
02-0520-04-0	POWELL, MICHAEL 510 S MINTER	10/30/2004	2/07/2005	100-WATER	400.65	200-SEWER	111.97
				300-GARBAG	28.66	400-STORM	8.24
				500-TAX	2.36	650-PENALT	17.60
							BALANCE 569.48
02-0520-05-1	CRUMP, NANCY ANN 510 S MINTER	11/30/2004	2/18/2005	100-WATER	130.28	200-SEWER	75.86
				300-GARBAG	12.60	400-STORM	3.62
				500-TAX	1.04	650-PENALT	22.23
				707-DEL CH	20.00		
							BALANCE 265.63
02-0520-08-0	MENDEZ, PEDRO ROBERT 510 S MINTER	6/30/2008	7/17/2008	100-WATER	41.62	200-SEWER	33.45
				300-GARBAG	18.90	303-GARBAG	1.40
				400-STORM	5.95	500-TAX	1.57
				650-PENALT	3.87		
							BALANCE 106.76
02-0526-00-0	RIOS, EDWARD M 541 S MINTER	12/30/2004	4/18/2005	100-WATER	84.67	200-SEWER	57.77
				300-GARBAG	20.56	400-STORM	5.91
				500-TAX	1.69		
							BALANCE 170.60
02-0530-00-0	HENDERSON, JODY 564 S MINTER	7/30/1999	2/14/2000	100-WATER	14.12	200-SEWER	24.92
				300-GARBAG	8.91	500-TAX	0.73

SEQUENCE: ACCOUNT NUMBER

ALL ACCOUNTS

WRITE OFF DATES: 0/00/0000 THRU 99/99/9999

BALANCES: NON ZERO BALANCES

Item 4.

ACCOUNT NO	NAME	LAST	BAD DEBT					
	SERVICE ADDRESS	BILL	DATE					BALANCE
								48.68
02-0531-03-0	EDWARDS, TAMARA DENISE	4/30/2006	6/15/2006	100-WATER	67.45	200-SEWER	49.88	
	569 S MINTER			300-GARBAG	20.63	303-GARBAG	0.34	
				400-STORM	6.64	500-TAX	1.70	
				650-PENALT	4.25	700-SVC CH	12.18	
							BALANCE	163.07
02-0531-10-1	WALDROP, SHARON DENISE	1/30/2012	2/21/2012	100-WATER	41.24	200-SEWER	37.78	
	569 S MINTER			300-GARBAG	19.29	303-GARBAG	0.49	
				400-STORM	5.64	500-TAX	1.60	
				650-PENALT	3.06			
							BALANCE	109.10
02-0531-11-0	ELLIOTT, JERRY	12/30/2012	4/12/2013	100-WATER	24.86	200-SEWER	22.89	
	569 S MINTER			300-GARBAG	7.36	303-GARBAG	0.21	
				400-STORM	2.07	500-TAX	0.61	
							BALANCE	58.00
02-0532-03-0	JACOBSON, BETSY	8/30/2000	5/25/2001	100-WATER	37.71	200-SEWER	44.99	
	578 S MINTER			300-GARBAG	25.04	500-TAX	2.06	
				650-PENALT	3.64	700-SVC CH	15.12	
							BALANCE	128.56
02-0532-04-0	WILLIAMS, JOY	12/30/2000	2/09/2001	100-WATER	45.79	200-SEWER	52.72	
	578 S MINTER			300-GARBAG	36.21	500-TAX	2.98	
				650-PENALT	6.37	700-SVC CH	54.81	
							BALANCE	198.88
02-0534-00-0	TEAGUE, LORRAINE	10/30/2007	1/28/2008	100-WATER	595.00	200-SEWER	36.03	
	580 S MINTER			300-GARBAG	28.62	303-GARBAG	0.84	
				400-STORM	9.00	500-TAX	2.37	
				650-PENALT	28.78	707-DEL CH	20.00	
							BALANCE	720.64
02-0538-00-0	CLERIHEW, RANDY	6/30/2001	2/08/2002	100-WATER	25.26	300-GARBAG	25.41	
	756 E CROW			500-TAX	2.09	650-PENALT	2.14	
							BALANCE	54.90
02-0538-03-0	VANDALSEM, JANA	3/30/2005	8/29/2005	100-WATER	86.45	200-SEWER	56.67	
	756 E CROW			300-GARBAG	27.01	400-STORM	8.55	
				500-TAX	2.23	650-PENALT	7.73	
				700-SVC CH	37.71			
							BALANCE	226.35
02-0540-00-0	FERGUSON, TAMMIE	12/30/2000	7/06/2001	100-WATER	10.07	200-SEWER	23.65	
	734 E CROW			300-GARBAG	11.87	500-TAX	0.98	
							BALANCE	46.57
02-0540-03-0	FERGUSON, DWAYNE CAROLD	9/30/2004	4/18/2005	100-WATER	45.06	200-SEWER	36.09	
	734 E CROW			300-GARBAG	29.90	400-STORM	11.46	

SEQUENCE: ACCOUNT NUMBER

ALL ACCOUNTS

WRITE OFF DATES: 0/00/0000 THRU 99/99/9999

BALANCES: NON ZERO BALANCES

Item 4.

ACCOUNT NO	NAME	LAST	BAD DEBT					
	SERVICE ADDRESS	BILL	DATE					
				500-TAX	2.46	650-PENALT	5.05	
							BALANCE	130.02
02-0540-04-0	MADRUGA, MELINDA CHRISTI 734 E CROW	9/30/2005	10/25/2005	100-WATER	104.26	200-SEWER	84.09	
				300-GARBAG	24.27	400-STORM	10.79	
				500-TAX	2.00	650-PENALT	8.52	
							BALANCE	233.93
02-0540-06-0	ABLES, BRECKLEY 734 E CROW	6/30/2008	7/17/2008	100-WATER	8.33	200-SEWER	6.65	
				300-GARBAG	7.23	303-GARBAG	0.59	
				400-STORM	3.03	500-TAX	0.60	
							BALANCE	26.43
02-0544-00-0	BACON, JACQUES 708 E CROW	6/30/1999	11/10/1999	100-WATER	24.66	200-SEWER	29.96	
				300-GARBAG	18.82	500-TAX	1.55	
				650-PENALT	3.06	700-SVC CH	14.41	
							BALANCE	92.46
02-0544-02-0	TEAGUE, MICHELLE 708 E CROW	6/30/2000	10/05/2000	100-WATER	88.49	200-SEWER	114.22	
				300-GARBAG	53.18	500-TAX	4.38	
				650-PENALT	8.42	700-SVC CH	49.79	
							BALANCE	318.48
02-0544-04-0	BELBOSQUE, KAREN 708 E CROW	1/30/2001	8/24/2001	100-WATER	28.66	200-SEWER	36.66	
				300-GARBAG	11.53	500-TAX	0.95	
				650-PENALT	1.15			
							BALANCE	78.95
02-0546-00-0	SANCHEZ, MARIA 588 S MINTER	7/30/1999	9/23/1999	100-WATER	25.40	200-SEWER	30.22	
				300-GARBAG	18.08	500-TAX	1.49	
				650-PENALT	3.15	700-SVC CH	14.58	
							BALANCE	92.92
02-0546-02-0	DERATH, JOHN 588 S MINTER	9/30/1999	11/10/1999	100-WATER	20.69	200-SEWER	22.14	
				300-GARBAG	21.43	500-TAX	1.77	
				650-PENALT	2.28	700-SVC CH	28.89	
							BALANCE	97.20
02-0546-06-0	LEWIS, CASSANDRA 588 S MINTER	7/30/2001	4/22/2002	100-WATER	23.07	200-SEWER	23.21	
				300-GARBAG	17.66	500-TAX	1.45	
				650-PENALT	2.70			
							BALANCE	68.09
02-0546-08-0	SLAGEL, JASON 588 S MINTER	4/30/2002	9/26/2002	100-WATER	11.44	200-SEWER	10.93	
				300-GARBAG	13.02	500-TAX	1.07	
				650-PENALT	0.45			
							BALANCE	36.91
02-0548-13-0	DELATORRE, MARTHA 700 E CROW	8/30/2009	9/24/2009	100-WATER	21.69	200-SEWER	18.39	
				300-GARBAG	14.27	303-GARBAG	0.08	

SEQUENCE: ACCOUNT NUMBER

ALL ACCOUNTS

WRITE OFF DATES: 0/00/0000 THRU 99/99/9999

BALANCES: NON ZERO BALANCES

Item 4.

ACCOUNT NO	NAME	LAST	BAD DEBT					
	SERVICE ADDRESS	BILL	DATE					
				400-STORM	4.25	500-TAX	1.17	
				650-PENALT	0.93			
							BALANCE	60.78
02-0550-00-0	PRICE, KACY 665 E CROW	7/30/1999	9/23/1999	100-WATER	23.86	200-SEWER	23.30	
				300-GARBAG	16.94	500-TAX	1.40	
				650-PENALT	1.28	700-SVC CH	12.43	
							BALANCE	79.21
02-0550-01-0	HURT, DAVID 665 E CROW	5/31/1999	12/16/1999	100-WATER	25.33	200-SEWER	22.35	
				300-GARBAG	18.67	500-TAX	1.54	
				650-PENALT	2.19	700-SVC CH	13.49	
							BALANCE	83.57
02-0550-02-0	STEPHENS, JENNIFER RENEE 665 E CROW	9/30/1999	4/10/2000	100-WATER	42.15	200-SEWER	53.48	
				300-GARBAG	18.32	500-TAX	1.51	
				650-PENALT	0.77	700-SVC CH	14.54	
							BALANCE	130.77
02-0550-04-0	SKAGGS, MONTY 665 E CROW	3/30/2002	7/26/2002	100-WATER	37.57	200-SEWER	41.17	
				300-GARBAG	19.77	500-TAX	1.63	
				650-PENALT	3.81			
							BALANCE	103.95
02-0552-00-0	LOWE, JILL 664 E CROW	12/30/1999	7/11/2000	100-WATER	30.29	200-SEWER	27.59	
				300-GARBAG	24.85	500-TAX	2.04	
				650-PENALT	4.24	700-SVC CH	13.42	
							BALANCE	102.43
02-0556-01-0	HALLMAN, DANNY J 622 E CROW	6/30/2003	1/16/2004	100-WATER	68.60	200-SEWER	69.16	
				300-GARBAG	27.98	400-STORM	8.04	
				500-TAX	2.31	650-PENALT	5.24	
							BALANCE	181.33
02-0558-00-0	CLERIHEW, RANDY 600/610 E CROW	9/30/2001	4/22/2002	100-WATER	133.92	300-GARBAG	19.83	
				500-TAX	1.63			
							BALANCE	155.38
02-0558-03-0	CARAWAY, JERRY 600/610 E CROW	3/30/2003	10/15/2003	100-WATER	40.17	300-GARBAG	28.34	
				400-STORM	8.14	500-TAX	2.34	
				650-PENALT	2.26			
							BALANCE	81.25
02-0564-00-0	NOONKESTER, LOUISE 577 E CROW	7/30/2006	11/07/2006	100-WATER	16.50	200-SEWER	24.50	
				300-GARBAG	13.98	303-GARBAG	0.38	
				400-STORM	4.50	500-TAX	1.15	
							BALANCE	61.01
02-0566-00-0	GREEN, GIDEON 586 E CROW	9/30/2002	4/17/2003	100-WATER	42.50	200-SEWER	43.42	
				300-GARBAG	29.19	400-STORM	3.72	

SEQUENCE: ACCOUNT NUMBER

ALL ACCOUNTS

WRITE OFF DATES: 0/00/0000 THRU 99/99/9999

BALANCES: NON ZERO BALANCES

Item 4.

ACCOUNT NO	NAME	LAST	BAD DEBT				
	SERVICE ADDRESS	BILL	DATE				
				500-TAX	2.41	650-PENALT	7.99
				700-SVC CH	15.55		
						BALANCE	144.78
02-0566-03-0	BOWMAN, DOUG 586 E CROW	7/30/2000	2/09/2001	100-WATER	61.71	200-SEWER	71.06
				300-GARBAG	28.19	500-TAX	2.32
				650-PENALT	9.14	700-SVC CH	15.94
						BALANCE	188.36
02-0566-04-0	WOOTEN, WILLIE 586 E CROW	12/30/2000	7/06/2001	100-WATER	277.25	200-SEWER	108.36
				300-GARBAG	31.17	500-TAX	2.57
				650-PENALT	33.52	700-SVC CH	18.57
						BALANCE	471.44
02-0566-05-0	GREEN, CECILIA 586 E CROW	4/30/2001	12/13/2001	100-WATER	107.71	200-SEWER	108.34
				300-GARBAG	33.67	500-TAX	2.77
				650-PENALT	14.58	700-SVC CH	40.01
						BALANCE	307.08
02-0566-07-0	MCCOY, LORI 586 E CROW	2/28/2003	10/15/2003	100-WATER	18.63	200-SEWER	36.63
				300-GARBAG	28.25	400-STORM	8.12
				500-TAX	2.32	650-PENALT	4.38
				701-CONN	17.71		
						BALANCE	116.04
02-0566-08-0	PEARL, CANDICE R 586 E CROW	6/30/2003	1/16/2004	100-WATER	68.21	200-SEWER	66.17
				300-GARBAG	30.02	400-STORM	8.62
				500-TAX	2.47	650-PENALT	5.43
						BALANCE	180.92
02-0566-09-0	ANDERSON, EDWARD DARRALL 586 E CROW	11/30/2003	5/28/2004	100-WATER	83.88	200-SEWER	82.90
				300-GARBAG	29.71	400-STORM	8.54
				500-TAX	2.45	650-PENALT	7.95
						BALANCE	215.43
02-0568-00-0	BARTLETT, SUSAN 561 E CROW	3/30/2003	10/15/2003	100-WATER	33.44	200-SEWER	36.62
				300-GARBAG	15.95	400-STORM	4.58
				500-TAX	1.32		
						BALANCE	91.91
02-0568-11-0	HENDERSON, JUSTYN 561 E CROW	5/30/2009	9/23/2009	100-WATER	31.91	200-SEWER	30.67
				300-GARBAG	15.24	400-STORM	4.59
				500-TAX	1.25	650-PENALT	2.32
						BALANCE	85.98
02-0572-00-0	WARREN, LINDA 546 E CROW	7/30/2009	11/05/2009	100-WATER	181.67	200-SEWER	51.71
				300-GARBAG	30.85	303-GARBAG	0.21
				400-STORM	9.18	500-TAX	2.54
				650-PENALT	13.04	707-DEL CH	20.00

SEQUENCE: ACCOUNT NUMBER

ALL ACCOUNTS

WRITE OFF DATES: 0/00/0000 THRU 99/99/9999

BALANCES: NON ZERO BALANCES

Item 4.

ACCOUNT NO	NAME	LAST BILL	BAD DEBT DATE				BALANCE
							309.20
02-0578-10-0	CARRANZA, ELISA BETH 589 S DEVINE	6/30/2014	9/12/2014	100-WATER	11.08	200-SEWER	17.26
				300-GARBAG	12.37	303-GARBAG	0.32
				400-STORM	3.27	500-TAX	1.03
				650-PENALT	0.22		
							BALANCE 45.55
02-0584-00-0	ANDERSON, CHRISTINA 515 S DEVINE	3/30/2000	10/09/2000	100-WATER	17.72	200-SEWER	24.40
				300-GARBAG	13.56	500-TAX	1.12
				700-SVC CH	10.74		
							BALANCE 67.54
02-0586-00-0	CHEW, DEBBIE 511 S DEVINE	9/30/1999	11/10/1999	100-WATER	50.15	200-SEWER	78.08
				300-GARBAG	42.61	500-TAX	3.51
				650-PENALT	11.38	700-SVC CH	52.58
							BALANCE 238.31
02-0590-00-0	SELLERS, VIRGIL N 506 S DEVINE	7/30/1999	2/14/2000	100-WATER	203.51	200-SEWER	33.35
				300-GARBAG	26.25	500-TAX	2.17
				650-PENALT	5.91	700-SVC CH	9.40
							BALANCE 280.59
02-0590-02-0	WADE, DELIA 506 S DEVINE	12/30/1999	7/11/2000	100-WATER	59.20	200-SEWER	73.82
				300-GARBAG	29.68	500-TAX	2.44
				650-PENALT	11.13	700-SVC CH	17.19
							BALANCE 193.46
02-0590-03-0	COZART, WILLIE 506 S DEVINE	2/29/2000	10/09/2000	100-WATER	41.16	200-SEWER	48.06
				300-GARBAG	30.47	500-TAX	2.51
				650-PENALT	6.06	700-SVC CH	15.31
							BALANCE 143.57
02-0590-04-0	LINGER, KENNITH 506 S DEVINE	6/30/2000	12/12/2000	100-WATER	17.95	200-SEWER	22.38
				300-GARBAG	9.05	500-TAX	0.75
							BALANCE 50.13
02-0590-05-0	REEVES, HEATHER 506 S DEVINE	9/30/2000	5/25/2001	100-WATER	39.05	200-SEWER	47.02
				300-GARBAG	24.59	500-TAX	2.02
				650-PENALT	3.42	700-SVC CH	27.56
							BALANCE 143.66
02-0590-06-0	COZART, JONNIE R 506 S DEVINE	8/30/2003	1/16/2004	100-WATER	49.67	200-SEWER	63.36
				300-GARBAG	35.78	400-STORM	10.29
				500-TAX	2.95	650-PENALT	8.95
							BALANCE 171.00
02-0590-09-0	GRUBB, CHRISTOPHER 506 S DEVINE	3/30/2009	7/24/2009	100-WATER	53.15	200-SEWER	48.03
				300-GARBAG	26.78	400-STORM	8.42

SEQUENCE: ACCOUNT NUMBER

ALL ACCOUNTS

WRITE OFF DATES: 0/00/0000 THRU 99/99/9999

BALANCES: NON ZERO BALANCES

Item 4.

ACCOUNT NO	NAME	LAST	BAD DEBT				
	SERVICE ADDRESS	BILL	DATE				
				500-TAX	2.22	650-PENALT	4.40
							BALANCE 143.00

*****	BOOK TOTALS	*****	ACCTS: 135				
				100-WATER	10,204.82	102-WATER	324.86
				200-SEWER	6,743.35	300-GARBAG	3,767.28
				303-GARBAG	34.63	400-STORM	620.26
				500-TAX	312.72	650-PENALT	728.96
				700-SVC CH	906.50	701-CONN	28.93
				702-DEL CH	63.30	703-MISC	7.67
				707-DEL CH	170.00		
							BALANCE 23,913.28

SEQUENCE: ACCOUNT NUMBER

ALL ACCOUNTS

WRITE OFF DATES: 0/00/0000 THRU 99/99/9999

BALANCES: NON ZERO BALANCES

Item 4.

ACCOUNT NO	NAME	LAST	BAD DEBT					
	SERVICE ADDRESS	BILL	DATE					
04-0227-00-0	GETER, BILLY 499 E CROW	11/30/1999	6/09/2000	100-WATER	30.34	200-SEWER	18.17	
				300-GARBAG	6.50	500-TAX	0.53	
							BALANCE	55.54
04-0227-02-0	TINDLE, DONNA 499 E CROW	7/30/2002	12/02/2002	100-WATER	51.35	200-SEWER	32.89	
				300-GARBAG	17.08	500-TAX	1.40	
				650-PENALT	3.24	700-SVC CH	3.51-	
							BALANCE	102.45
04-0227-04-0	MYERS, BETTINA 499 E CROW	9/30/2011	1/16/2012	100-WATER	70.53	200-SEWER	97.79	
				300-GARBAG	31.09	303-GARBAG	0.85	
				400-STORM	9.09	500-TAX	2.57	
				650-PENALT	8.81	707-DEL CH	20.00	
							BALANCE	240.73
04-0234-00-0	OCHOA, ILDA 408 E CROW	2/28/1999	12/16/1999	100-WATER	23.35	200-SEWER	26.13	
				300-GARBAG	18.26	500-TAX	1.51	
				650-PENALT	2.48	700-SVC CH	20.00	
							BALANCE	91.73
04-0402-00-0	JACKSON, ODIE B 336 E CROW	5/30/2003	11/13/2003	100-WATER	36.50	200-SEWER	54.55	
				300-GARBAG	33.76	400-STORM	12.93	
				500-TAX	2.78	650-PENALT	8.74	
				707-DEL CH	20.00			
							BALANCE	169.26
04-0402-07-0	MEARS, JENNIFER DIANE 336 E CROW	9/30/2011	1/16/2012	100-WATER	59.02	200-SEWER	39.69	
				300-GARBAG	9.77	303-GARBAG	0.26	
				400-STORM	3.81	500-TAX	0.80	
							BALANCE	113.35
04-0409-03-0	BEZAYIFF, BRIAN 198 E CROW	4/30/2010	8/09/2010	100-WATER	36.93	200-SEWER	36.09	
				300-GARBAG	26.19	400-STORM	10.39	
				500-TAX	2.16	650-PENALT	3.79	
							BALANCE	115.55
04-0410-04-0	VEGA, ALVARO 238 E CROW	2/28/2005	9/23/2009	100-WATER	142.11	200-SEWER	91.08	
				300-GARBAG	23.56	303-GARBAG	0.11	
				400-STORM	10.23	500-TAX	1.95	
				650-PENALT	9.73	702-DEL CH	17.71	
							BALANCE	296.48
04-0410-12-0	STOVALL, ROBERT GORDON 238 E CROW	2/29/2012	4/27/2012	100-WATER	13.75	200-SEWER	12.55	
				300-GARBAG	7.06	303-GARBAG	0.16	
				400-STORM	2.65	500-TAX	0.58	
							BALANCE	36.75
04-0411-00-0	FAYE SUMMERS 153 E CROW	8/30/2008	12/08/2008	100-WATER	32.63	200-SEWER	33.31	
				300-GARBAG	28.30	303-GARBAG	2.25	

SEQUENCE: ACCOUNT NUMBER

ALL ACCOUNTS

WRITE OFF DATES: 0/00/0000 THRU 99/99/9999

BALANCES: NON ZERO BALANCES

Item 4.

ACCOUNT NO	NAME	LAST	BAD DEBT				
	SERVICE ADDRESS	BILL	DATE				
				400-STORM	8.90	500-TAX	2.34
				650-PENALT	3.55	707-DEL CH	20.00
						BALANCE	131.28
04-0412-01-0	JORDAN, DONNA 143 E CROW	6/30/2001	2/08/2002	100-WATER	39.77	200-SEWER	49.75
				300-GARBAG	19.47	500-TAX	1.61
				650-PENALT	2.72	700-SVC CH	12.93
						BALANCE	126.25
04-0412-03-0	HUDSON, ALESA 143 E CROW	8/30/2002	2/24/2003	100-WATER	108.81	200-SEWER	74.85
				300-GARBAG	24.65	500-TAX	2.03
				650-PENALT	11.28		
						BALANCE	221.62
04-0414-06-0	BIVINS, JOANNA DAWN 156 E CROW	3/30/2010	6/21/2010	100-WATER	22.51	200-SEWER	20.65
				300-GARBAG	11.37	400-STORM	3.38
				500-TAX	0.94		
						BALANCE	58.85
04-0428-00-0	BARKER, KEITH 507 S GRAHAM	11/30/2002	4/17/2003	100-WATER	50.27	200-SEWER	46.56
				300-GARBAG	7.57	400-STORM	2.18
				500-TAX	0.63		
						BALANCE	107.21
04-0428-02-0	COUCH, CHRISTINA 507 S GRAHAM	3/30/2002	7/26/2002	100-WATER	94.73	200-SEWER	103.03
				300-GARBAG	27.66	500-TAX	2.28
				650-PENALT	7.90	700-SVC CH	17.21
						BALANCE	252.81
04-0428-04-0	LUNA, JESSE RICHARD 507 S GRAHAM	3/30/2004	4/15/2004	100-WATER	35.77	200-SEWER	36.44
				300-GARBAG	29.52	400-STORM	8.48
				500-TAX	2.43	650-PENALT	3.83
				700-SVC CH	18.61	701-CONN	18.61
				702-DEL CH	18.61		
						BALANCE	172.30
04-0428-07-0	VICTORY, TONY 507 S GRAHAM	7/30/2007	8/29/2007	100-WATER	43.68	200-SEWER	50.61
				300-GARBAG	21.73	303-GARBAG	0.51
				400-STORM	6.84	500-TAX	1.80
				650-PENALT	4.04		
						BALANCE	129.21
04-0435-01-0	HARRELL, SANDRA 468 S GRAHAM	3/31/1999	12/16/1999	100-WATER	25.35	200-SEWER	56.55
				300-GARBAG	25.44	500-TAX	2.09
				650-PENALT	7.29	700-SVC CH	15.21
						BALANCE	131.93
04-0435-02-0	LUNA, NOE 468 S GRAHAM	2/29/2000	10/09/2000	100-WATER	28.88	200-SEWER	32.57
				300-GARBAG	24.91	500-TAX	2.06

SEQUENCE: ACCOUNT NUMBER

ALL ACCOUNTS

WRITE OFF DATES: 0/00/0000 THRU 99/99/9999

BALANCES: NON ZERO BALANCES

Item 4.

ACCOUNT NO	NAME	LAST	BAD DEBT					
	SERVICE ADDRESS	BILL	DATE					
				650-PENALT	4.59	700-SVC CH	34.22	
							BALANCE	127.23
04-0450-02-0	WILLIAMS, RHETA	6/30/2014	9/12/2014	100-WATER	84.57	102-WATER	79.04	
	140 E LONG			200-SEWER	71.32	300-GARBAG	16.56	
	CONTRACT: CTC	AMOUNT OWED:	0.00	303-GARBAG	0.42	400-STORM	4.38	
				500-TAX	1.37			
							BALANCE	257.66
04-0452-01-0	COLLINS, CLIFFORD	6/30/2005	11/23/2005	100-WATER	21.65	200-SEWER	25.61	
	218 E LONG			300-GARBAG	9.62	400-STORM	3.21	
				500-TAX	0.79			
							BALANCE	60.88
04-0457-02-0	JACK, HEATHER	11/30/2008	3/12/2009	100-WATER	35.21	200-SEWER	29.56	
	326 E LONG			300-GARBAG	41.75	303-GARBAG	3.87	
				400-STORM	14.37	500-TAX	4.42	
				650-PENALT	10.37			
							BALANCE	139.55
04-0457-04-0	ROBERSON, DON C	6/30/2009	9/24/2009	100-WATER	34.54	200-SEWER	13.47	
	326 E LONG			300-GARBAG	14.08	303-GARBAG	0.03	
				400-STORM	5.59	500-TAX	1.16	
				650-PENALT	1.00			
							BALANCE	69.87
04-0478-03-0	TATSCH, DODY	8/30/2004	2/07/2005	100-WATER	52.15	200-SEWER	41.94	
	204 S VINE			300-GARBAG	23.21	400-STORM	4.45	
				500-TAX	1.91	650-PENALT	1.86	
							BALANCE	125.52
04-0478-05-0	GARCIA, PENNY MARIE	12/30/2007	1/28/2008	100-WATER	38.76	200-SEWER	49.36	
	204 S VINE			300-GARBAG	26.63	303-GARBAG	0.96	
	CONTRACT: CTC	AMOUNT OWED:	0.00	400-STORM	5.58	500-TAX	2.21	
				650-PENALT	3.90			
							BALANCE	127.40
04-0490-01-0	GARCIA, CHARLOTTE	3/31/1999	12/16/1999	100-WATER	40.96	200-SEWER	41.48	
	313 E COLLEGE			300-GARBAG	15.66	500-TAX	1.29	
				650-PENALT	3.37	700-SVC CH	20.00	
							BALANCE	122.76
04-0490-03-0	CLARK, THOMAS	2/28/2010	6/21/2010	100-WATER	62.81	200-SEWER	84.85	
	313 E COLLEGE			300-GARBAG	27.31	400-STORM	8.13	
				500-TAX	2.25	650-PENALT	7.13	
				707-DEL CH	20.00			
							BALANCE	212.48
04-0494-05-0	ANDERSON, KEVIN	11/30/2000	12/12/2000	100-WATER	26.35	200-SEWER	47.64	
	159 S FLORAL			300-GARBAG	27.81	500-TAX	2.29	

SEQUENCE: ACCOUNT NUMBER

ALL ACCOUNTS

WRITE OFF DATES: 0/00/0000 THRU 99/99/9999

BALANCES: NON ZERO BALANCES

Item 4.

ACCOUNT NO	NAME	LAST	BAD DEBT					
	SERVICE ADDRESS	BILL	DATE					
				650-PENALT	5.94	700-SVC CH	15.75	
							BALANCE	125.78
04-0498-01-0	YALE, JACOB PAUL 258 E COLLEGE	11/30/2003	5/28/2004	100-WATER	49.26	200-SEWER	47.90	
				300-GARBAG	28.98	400-STORM	8.33	
				500-TAX	2.39	650-PENALT	3.89	
							BALANCE	140.75
04-0498-02-0	PITT, JUDY 258 E COLLEGE	2/29/2004	8/20/2004	100-WATER	16.23	200-SEWER	15.49	
				300-GARBAG	12.41	400-STORM	3.56	
				500-TAX	1.02			
							BALANCE	48.71
04-0499-01-0	DOMINY, ALBERT 260 A E COLLEGE	11/30/1999	4/10/2000	100-WATER	20.30	200-SEWER	25.00	
				300-GARBAG	11.08	500-TAX	0.91	
							BALANCE	57.29
04-0499-03-0	TIPPS, JOANN 260 A E COLLEGE	3/30/2001	10/17/2001	100-WATER	18.99	200-SEWER	19.86	
				300-GARBAG	21.06	500-TAX	1.73	
				650-PENALT	1.75	700-SVC CH	12.81	
							BALANCE	76.20
04-0499-04-0	WILSON, MICHELLE 260 A E COLLEGE	9/30/2001	4/22/2002	100-WATER	45.71	200-SEWER	41.84	
				300-GARBAG	14.16	500-TAX	1.16	
							BALANCE	102.87
04-0499-05-0	WILLIS, KELLY 260 A E COLLEGE	12/30/2001	4/22/2002	100-WATER	31.36	200-SEWER	31.24	
				300-GARBAG	26.67	500-TAX	2.20	
				650-PENALT	2.57	700-SVC CH	14.21	
							BALANCE	108.25
04-0500-01-0	BUSLOS, JORGE 260 B E COLLEGE	10/30/1999	11/10/1999	100-WATER	24.74	200-SEWER	26.69	
				300-GARBAG	24.95	500-TAX	2.05	
				650-PENALT	2.64	700-SVC CH	13.73	
							BALANCE	94.80
04-0500-02-0	GARCES, MICKIE 260 B E COLLEGE	1/31/1999	12/16/1999	100-WATER	12.44	200-SEWER	13.65	
				300-GARBAG	11.90	500-TAX	0.98	
							BALANCE	38.97
04-0500-07-0	BARROW, SHIRLEY 260 B E COLLEGE	12/30/2000	1/09/2001	100-WATER	28.78	200-SEWER	32.05	
				300-GARBAG	26.05	500-TAX	2.14	
				650-PENALT	5.86	700-SVC CH	15.49	
							BALANCE	110.37
04-0500-10-1	SMITH, DEVIN 260 B E COLLEGE	8/30/2007	4/20/2009	100-WATER	27.67	200-SEWER	22.21	
				300-GARBAG	14.37	303-GARBAG	0.37	
				400-STORM	4.52	500-TAX	1.19	
				650-PENALT	3.47	700-SVC CH	10.10	

SEQUENCE: ACCOUNT NUMBER

ALL ACCOUNTS

WRITE OFF DATES: 0/00/0000 THRU 99/99/9999

BALANCES: NON ZERO BALANCES

Item 4.

ACCOUNT NO	NAME	LAST	BAD DEBT					BALANCE	
	SERVICE ADDRESS	BILL	DATE						
								83.90	
04-0502-03-0	FITZGERALD, CHAD	3/30/2001	10/17/2001	100-WATER	64.34	200-SEWER	56.72		
	282 E COLLEGE			300-GARBAG	34.09	500-TAX	2.81		
				650-PENALT	10.96	700-SVC CH	34.30		
								BALANCE	203.22
04-0502-04-0	SCHILL, JENNIFER	2/28/2002	6/20/2002	100-WATER	26.89	200-SEWER	25.96		
	282 E COLLEGE			300-GARBAG	28.84	500-TAX	2.38		
				650-PENALT	2.37	700-SVC CH	20.19		
								BALANCE	106.63
04-0502-09-0	VASQUEZ, SARA GUADALUPE	4/30/2005	6/22/2005	100-WATER	33.96	200-SEWER	27.15		
	282 E COLLEGE			300-GARBAG	23.21	400-STORM	7.74		
				500-TAX	1.91	650-PENALT	3.22		
								BALANCE	97.19
04-0502-17-0	SMITH, JOSEPH	9/30/2009	1/14/2010	100-WATER	40.14	200-SEWER	34.32		
	282 E COLLEGE			300-GARBAG	17.10	303-GARBAG	0.09		
				400-STORM	5.09	500-TAX	1.41		
				650-PENALT	2.38	700-SVC CH	17.30		
								BALANCE	117.83
04-0503-01-0	MORENO, ROBERTO	9/30/2001	4/22/2002	100-WATER	6.66	200-SEWER	9.65		
	280 E COLLEGE			300-GARBAG	11.13	500-TAX	0.92		
				700-SVC CH	32.66				
								BALANCE	61.02
04-0503-03-0	WILLIAMS, LESLEY	4/30/2004	5/28/2004	100-WATER	42.67	200-SEWER	41.63		
	280 E COLLEGE			300-GARBAG	21.90	400-STORM	6.29		
				500-TAX	1.81	650-PENALT	4.48		
								BALANCE	118.78
04-0503-09-0	JONES, SHERRY	9/30/2007	10/12/2007	100-WATER	62.06	200-SEWER	49.98		
	280 E COLLEGE			300-GARBAG	18.71	303-GARBAG	0.51		
				400-STORM	5.88	500-TAX	1.54		
				650-PENALT	3.02				
								BALANCE	141.70
04-0503-13-0	MADRUGA, KENNETH	10/30/2010	12/02/2010	100-WATER	17.51	200-SEWER	15.10		
	280 E COLLEGE			300-GARBAG	12.36	400-STORM	3.68		
				500-TAX	1.02	650-PENALT	0.51		
								BALANCE	50.18
04-0506-03-0	WORD, DESINEY	1/30/2011	2/25/2011	100-WATER	39.73	200-SEWER	35.90		
	307 E MCNEILL			300-GARBAG	18.25	303-GARBAG	0.06		
				400-STORM	3.62	500-TAX	1.50		
				650-PENALT	2.95				
								BALANCE	102.01

SEQUENCE: ACCOUNT NUMBER

ALL ACCOUNTS

WRITE OFF DATES: 0/00/0000 THRU 99/99/9999

BALANCES: NON ZERO BALANCES

Item 4.

ACCOUNT NO	NAME	LAST	BAD DEBT				
	SERVICE ADDRESS	BILL	DATE				
04-0506-04-1	CERROS, ARTURO JR 307 E MCNEILL	11/30/2011	2/21/2012	100-WATER	66.06	200-SEWER	61.63
				300-GARBAG	20.70	303-GARBAG	0.53
				400-STORM	4.04	500-TAX	1.71
				650-PENALT	5.88		
							BALANCE 160.55
04-0512-04-0	HALE, HEATH 301 E MCNEILL	12/30/2000	7/06/2001	100-WATER	61.85	200-SEWER	50.80
				300-GARBAG	18.70	500-TAX	1.54
				650-PENALT	5.59	700-SVC CH	16.24
							BALANCE 154.72
04-0512-09-0	WOOD, DAVID LAWRENCE 301 E MCNEILL	4/30/2007	8/29/2007	100-WATER	62.75	200-SEWER	64.96
				300-GARBAG	27.70	303-GARBAG	0.36
				400-STORM	5.81	500-TAX	2.30
				650-PENALT	6.16	700-SVC CH	18.68
							BALANCE 188.72
04-0512-10-0	PLEASANT, CANDACE 301 E MCNEILL	4/30/2008	7/17/2008	100-WATER	21.40	200-SEWER	23.50
				300-GARBAG	7.38	303-GARBAG	0.52
				400-STORM	1.55	500-TAX	0.61
							BALANCE 54.96
04-0520-07-0	GLADDEN, COURTNEY SUE 179 E LONG	2/29/2008	4/21/2008	100-WATER	29.16	200-SEWER	23.44
				300-GARBAG	12.56	303-GARBAG	0.50
				400-STORM	3.94	500-TAX	1.03
				650-PENALT	1.42		
							BALANCE 72.05
04-0520-09-0	SANCHEZ, JR, REFUGIO DELEON 179 E LONG	11/30/2010	3/25/2011	100-WATER	25.89	200-SEWER	31.31
				300-GARBAG	15.48	400-STORM	4.61
				500-TAX	1.28		
							BALANCE 78.57
04-0532-11-0	JUNK REVIVAL 178 W LONG	10/30/2012	12/13/2012	100-WATER	8.27	200-SEWER	7.13
				300-GARBAG	13.26	303-GARBAG	0.41
				400-STORM	4.90	500-TAX	1.10
							BALANCE 35.07
04-0534-02-0	SKAGGS, LYNELLE MARIE 182 #2 W LONG	3/31/1999	12/16/1999	100-WATER	30.91	200-SEWER	30.04
				300-GARBAG	24.09	500-TAX	1.98
				650-PENALT	6.17	700-SVC CH	13.87
							BALANCE 107.06
04-0536-03-0	SMITH, AMANDA 182 #4 W LONG	9/30/2000	5/25/2001	100-WATER	9.57	200-SEWER	9.81
				300-GARBAG	11.28	500-TAX	0.93
							BALANCE 31.59
04-0536-04-0	ALLEN, WES 182 #4 W LONG	1/30/2001	8/24/2001	100-WATER	20.30	200-SEWER	20.77
				300-GARBAG	23.90	500-TAX	1.97

SEQUENCE: ACCOUNT NUMBER

ALL ACCOUNTS

WRITE OFF DATES: 0/00/0000 THRU 99/99/9999

BALANCES: NON ZERO BALANCES

Item 4.

ACCOUNT NO	NAME	LAST	BAD DEBT					
	SERVICE ADDRESS	BILL	DATE					
				650-PENALT	3.48	700-SVC CH	12.68	
							BALANCE	83.10
04-0538-04-0	HELMS, LINDSEY KAY 182 #3 W LONG	8/30/2005	11/23/2005	100-WATER	10.69	200-SEWER	8.56	
				300-GARBAG	6.93	400-STORM	2.31	
				500-TAX	0.57			
							BALANCE	29.06
04-0542-14-0	MAXWELL, KERRY 421 S BELKNAP	11/30/2010	1/14/2011	100-WATER	37.41	200-SEWER	33.47	
				300-GARBAG	17.24	400-STORM	3.42	
				500-TAX	1.42	650-PENALT	1.98	
							BALANCE	94.94
04-0542-17-0	SMITH, RODERICK 421 S BELKNAP	4/30/2012	5/23/2012	100-WATER	36.88	200-SEWER	47.20	
				300-GARBAG	19.97	303-GARBAG	0.62	
				400-STORM	3.75	500-TAX	1.65	
				650-PENALT	3.45			
							BALANCE	113.52
04-0544-06-0	ANDRADE, CRYSTAL 423 S BELKNAP	10/30/2009	11/05/2009	100-WATER	9.83	200-SEWER	8.27	
				300-GARBAG	8.87	400-STORM	1.76	
				500-TAX	0.73	650-PENALT	0.10	
							BALANCE	29.56
04-0548-02-0	KOELSCH, JAY 437 S BELKNAP	10/30/2007	1/28/2008	100-WATER	20.50	200-SEWER	16.42	
				300-GARBAG	12.80	303-GARBAG	0.38	
				400-STORM	4.02	500-TAX	1.05	
				650-PENALT	1.49			
							BALANCE	56.66
04-0550-05-0	MASON, HOPE 555 S BELKNAP	9/30/2001	4/22/2002	100-WATER	36.49	200-SEWER	34.00	
				300-GARBAG	25.17	500-TAX	2.07	
				650-PENALT	2.81	700-SVC CH	14.25	
							BALANCE	114.79
04-0550-06-0	MERCER, STEPHENIE 555 S BELKNAP	3/30/2003	10/15/2003	100-WATER	24.48	200-SEWER	29.11	
				300-GARBAG	16.44	400-STORM	4.72	
				500-TAX	1.35			
							BALANCE	76.10
04-0556-05-0	OLVERA, MARIA 422 S BELKNAP	5/30/2004	7/08/2004	100-WATER	61.22	200-SEWER	59.79	
				300-GARBAG	30.49	400-STORM	8.76	
				500-TAX	2.52	650-PENALT	5.14	
							BALANCE	167.92
04-0556-08-0	DAVIS, EDWARD ALLEN 422 S BELKNAP	6/30/2008	9/05/2008	100-WATER	15.90	200-SEWER	27.67	
				300-GARBAG	13.32	303-GARBAG	1.03	
				400-STORM	4.19	500-TAX	1.10	
				650-PENALT	0.80			

SEQUENCE: ACCOUNT NUMBER

ALL ACCOUNTS

WRITE OFF DATES: 0/00/0000 THRU 99/99/9999

BALANCES: NON ZERO BALANCES

Item 4.

ACCOUNT NO	NAME	LAST	BAD DEBT					
	SERVICE ADDRESS	BILL	DATE					
							BALANCE	64.01
04-0556-09-0	SNOW, ELIJAH BURNETT	8/30/2010	1/14/2011	100-WATER	16.21	200-SEWER	17.26	
	422 S BELKNAP			300-GARBAG	6.60	400-STORM	1.97	
				500-TAX	0.54			
							BALANCE	42.58
04-0556-13-0	HOPE, MARVIN WAYNE	8/30/2012	12/13/2012	100-WATER	34.06	200-SEWER	31.00	
	422 S BELKNAP			300-GARBAG	7.26	303-GARBAG	0.14	
				400-STORM	2.04	500-TAX	0.60	
							BALANCE	75.10
04-0556-15-0	MILLER, RANDEE	7/30/2013	11/15/2013	100-WATER	145.03	200-SEWER	82.66	
	422 S BELKNAP			300-GARBAG	23.47	303-GARBAG	0.54	
				400-STORM	6.61	500-TAX	1.94	
				650-PENALT	1.29			
							BALANCE	261.54
04-0558-00-0	GOMEZ, ELAINE	2/28/1999	12/16/1999	100-WATER	19.57	200-SEWER	17.85	
	420 S BELKNAP			300-GARBAG	13.21	500-TAX	1.09	
							BALANCE	51.72
04-0558-09-0	BLAIR, AARON KYLE	1/30/2011	2/25/2011	100-WATER	18.48	200-SEWER	19.38	
	420 S BELKNAP			300-GARBAG	12.98	303-GARBAG	0.05	
				400-STORM	3.86	500-TAX	1.07	
				650-PENALT	0.65			
							BALANCE	56.47
04-0560-01-0	SWEDELIUS, MELINDA	5/30/2010	9/02/2010	100-WATER	34.63	200-SEWER	39.23	
	385 S BELKNAP			300-GARBAG	15.40	400-STORM	4.58	
				500-TAX	1.27	650-PENALT	2.75	
							BALANCE	97.86
04-0562-00-0	YOUNG, MIKE	9/30/2005	12/28/2005	100-WATER	21.00	200-SEWER	13.66	
	374 S BELKNAP			300-GARBAG	7.36	400-STORM	1.64	
				500-TAX	0.61			
							BALANCE	44.27
04-0570-03-0	RIVERA, MARIO	4/30/2000	10/05/2000	100-WATER	23.06	200-SEWER	25.38	
	260 W LONG			300-GARBAG	21.76	500-TAX	1.79	
				650-PENALT	1.80	700-SVC CH	13.12	
							BALANCE	86.91
04-0570-04-0	FLETCHER, CARRIE	8/30/2000	5/25/2001	100-WATER	30.54	200-SEWER	56.87	
	260 W LONG			300-GARBAG	22.26	500-TAX	1.83	
				650-PENALT	3.94	700-SVC CH	31.77	
							BALANCE	147.21
04-0570-09-0	GUTIERREZ, MARTHA	12/30/2003	1/16/2004	100-WATER	7.33	200-SEWER	14.19	
	260 W LONG			300-GARBAG	5.51	400-STORM	1.58	

SEQUENCE: ACCOUNT NUMBER

ALL ACCOUNTS

WRITE OFF DATES: 0/00/0000 THRU 99/99/9999

BALANCES: NON ZERO BALANCES

Item 4.

ACCOUNT NO	NAME	LAST	BAD DEBT				
	SERVICE ADDRESS	BILL	DATE				
				500-TAX	0.45		
						BALANCE	29.06
04-0572-03-0	CAVANAUGH, APRIL 258 W LONG	1/30/2001	2/09/2001	100-WATER	22.25	200-SEWER	24.12
				300-GARBAG	22.11	500-TAX	1.82
				650-PENALT	2.35	700-SVC CH	13.45
						BALANCE	86.10
04-0572-07-0	COLEY, MARY SUSAN 258 W LONG	5/30/2003	11/13/2003	100-WATER	43.22	200-SEWER	44.18
				300-GARBAG	21.59	400-STORM	6.20
				500-TAX	1.77	650-PENALT	3.72
						BALANCE	120.68
04-0572-08-0	JONES, LUTHER LEE 258 W LONG	8/30/2003	1/16/2004	100-WATER	239.40	200-SEWER	99.48
				300-GARBAG	33.01	400-STORM	9.48
				500-TAX	2.72	650-PENALT	7.82
						BALANCE	391.91
04-0572-12-0	LAWSON, SHAWNA 258 W LONG	9/30/2006	12/27/2006	100-WATER	39.39	200-SEWER	31.69
				300-GARBAG	14.46	303-GARBAG	0.48
				400-STORM	4.65	500-TAX	1.19
				650-PENALT	1.65		
						BALANCE	93.51
04-0574-08-0	BROWN, JOSHUA 288 W LONG	5/30/2005	7/15/2005	100-WATER	33.12	200-SEWER	30.97
				300-GARBAG	24.96	400-STORM	8.32
				500-TAX	2.06	650-PENALT	2.97
						BALANCE	102.40
04-0776-00-0	THORN, ROBERT 285 W LONG	4/30/2005	9/29/2005	100-WATER	14.67	200-SEWER	11.73
				300-GARBAG	9.55	400-STORM	3.18
				500-TAX	0.79		
						BALANCE	39.92
04-0780-00-0	BRACEY, JULIE 380 S COLUMBIA	2/29/2000	10/09/2000	100-WATER	25.12	200-SEWER	31.64
				300-GARBAG	18.07	500-TAX	1.49
				650-PENALT	2.89		
						BALANCE	79.21
04-0780-10-0	BOGARD, RIDGON FINIS 380 S COLUMBIA	10/30/2013	12/19/2013	100-WATER	36.73	200-SEWER	40.61
				300-GARBAG	19.84	303-GARBAG	0.48
				400-STORM	5.59	500-TAX	1.64
				650-PENALT	2.93		
						BALANCE	107.82
04-0782-09-0	COLEMAN, JR, NATHANIEL 306 W LONG	6/30/2007	8/29/2007	100-WATER	30.87	200-SEWER	24.74
				300-GARBAG	17.01	303-GARBAG	0.39
				400-STORM	5.35	500-TAX	1.40
				650-PENALT	2.64		

SEQUENCE: ACCOUNT NUMBER

ALL ACCOUNTS

WRITE OFF DATES: 0/00/0000 THRU 99/99/9999

BALANCES: NON ZERO BALANCES

Item 4.

ACCOUNT NO	NAME	LAST	BAD DEBT					
	SERVICE ADDRESS	BILL	DATE					
							BALANCE	82.40
04-0788-01-0	LANE, MONTY 379 W LONG	4/30/2013	8/14/2013	100-WATER	50.79	200-SEWER	48.00	
				300-GARBAG	21.75	303-GARBAG	0.64	
				400-STORM	6.13	500-TAX	1.80	
				650-PENALT	3.59			
							BALANCE	132.70
04-0792-00-0	CRAWFORD, TERRELL 372 S BARTON	9/30/1999	11/10/1999	100-WATER	33.30	200-SEWER	36.77	
				300-GARBAG	31.07	500-TAX	2.56	
				650-PENALT	6.08	700-SVC CH	32.16	
							BALANCE	141.94
04-0802-04-0	HINES, MISTY 415 W LONG	7/30/2013	11/15/2013	100-WATER	52.93	200-SEWER	49.00	
				300-GARBAG	21.67	303-GARBAG	0.49	
				400-STORM	4.07	500-TAX	1.79	
				650-PENALT	3.88			
							BALANCE	133.83
04-0812-12-0	CARLISLE, CHALIE LYN 419 W LONG	6/30/2014	9/12/2014	100-WATER	68.20	200-SEWER	75.19	
				300-GARBAG	24.76	303-GARBAG	0.63	
				400-STORM	4.37	500-TAX	2.05	
				650-PENALT	4.58			
							BALANCE	179.78
04-0816-00-0	MABES, MITCHELL 511 W LONG	7/30/2002	12/02/2002	100-WATER	11.37	200-SEWER	9.83	
				300-GARBAG	8.00	500-TAX	0.66	
							BALANCE	29.86
04-0816-04-0	WELLS, KATY 511 W LONG	9/30/2009	1/14/2010	100-WATER	17.42	200-SEWER	14.80	
				300-GARBAG	10.41	303-GARBAG	0.04	
				400-STORM	3.10	500-TAX	0.86	
				650-PENALT	1.02			
							BALANCE	47.65
04-0818-02-0	CARLISLE, WESLEY FABIAN 328 S RACE	2/28/2003	10/15/2003	100-WATER	73.73	200-SEWER	77.91	
				300-GARBAG	32.30	400-STORM	9.28	
				500-TAX	2.66	650-PENALT	5.92	
							BALANCE	201.80
04-0818-03-0	MORENO, JOSA A. 328 S RACE	7/30/2010	12/02/2010	100-WATER	42.00	200-SEWER	39.40	
				300-GARBAG	16.49	400-STORM	4.91	
				500-TAX	1.36			
							BALANCE	104.16
04-0820-04-0	FORSON, ANGELA D 304 S RACE	10/30/2002	4/17/2003	100-WATER	38.86	200-SEWER	40.08	
				300-GARBAG	23.96	400-STORM	3.10	
				500-TAX	1.97	650-PENALT	3.48	
				700-SVC CH	14.89			

SEQUENCE: ACCOUNT NUMBER

ALL ACCOUNTS

WRITE OFF DATES: 0/00/0000 THRU 99/99/9999

BALANCES: NON ZERO BALANCES

Item 4.

ACCOUNT NO	NAME	LAST	BAD DEBT						
	SERVICE ADDRESS	BILL	DATE					BALANCE	
								126.34	
04-0820-07-0	SCHNEIDER, JUSTIN 304 S RACE	4/30/2005	6/22/2005	100-WATER	43.77	200-SEWER	38.10		
				300-GARBAG	26.60	400-STORM	5.86		
				500-TAX	2.19	650-PENALT	4.37		
								BALANCE	120.89
04-0820-09-0	ALFORD, ALAN 304 S RACE	2/28/2011	3/25/2011	100-WATER	10.86	200-SEWER	17.31		
				300-GARBAG	7.18	303-GARBAG	0.06		
				400-STORM	1.43	500-TAX	0.59		
								BALANCE	37.43
04-0822-00-0	GROTE, DAVID 314 S RACE	12/30/1999	4/10/2000	100-WATER	58.01	200-SEWER	71.77		
				300-GARBAG	30.82	500-TAX	2.54		
				650-PENALT	11.70	700-SVC CH	17.17		
								BALANCE	192.01
04-0822-04-0	MARTIN, TERRY DARWIN 314 S RACE	7/30/2007	10/12/2007	100-WATER	21.61	200-SEWER	17.28		
				300-GARBAG	15.36	303-GARBAG	0.36		
				400-STORM	3.22	500-TAX	1.27		
				650-PENALT	1.04				
								BALANCE	60.14
04-0822-06-0	PARKER, JAMES 314 S RACE	7/30/2010	12/02/2010	100-WATER	11.92	200-SEWER	13.82		
				300-GARBAG	6.93	400-STORM	1.37		
				500-TAX	0.57	650-PENALT	0.32		
				700-SVC CH	1.76				
								BALANCE	36.69
04-0822-09-0	SISCO, JAMMY LYNN 314 S RACE	1/30/2014	7/10/2014	100-WATER	48.68	200-SEWER	44.75		
				300-GARBAG	21.67	303-GARBAG	0.51		
				400-STORM	4.07	500-TAX	1.79		
				650-PENALT	3.88				
								BALANCE	125.35
04-0828-01-0	SKAGGS, WALTER LEE 570 W LONG	10/31/2005	1/31/2006	100-WATER	110.55	200-SEWER	76.81		
				300-GARBAG	26.42	400-STORM	11.75		
				500-TAX	2.18	650-PENALT	10.83		
								BALANCE	238.54
04-0832-06-0	COLLINS, MICHAEL GORDON 581 W LONG	3/30/2008	6/20/2008	100-WATER	34.46	200-SEWER	34.16		
				300-GARBAG	16.72	303-GARBAG	0.79		
				400-STORM	5.25	500-TAX	1.38		
				650-PENALT	1.85				
								BALANCE	94.61
04-0832-11-0	HENDRICKS, JACOB 581 W LONG	12/30/2010	1/14/2011	100-WATER	164.46	200-SEWER	110.16		
				300-GARBAG	38.86	303-GARBAG	0.02		
				400-STORM	11.57	500-TAX	3.21		

SEQUENCE: ACCOUNT NUMBER

ALL ACCOUNTS

WRITE OFF DATES: 0/00/0000 THRU 99/99/9999

BALANCES: NON ZERO BALANCES

Item 4.

ACCOUNT NO	NAME	LAST	BAD DEBT					
	SERVICE ADDRESS	BILL	DATE					
				650-PENALT	5.57	706-TRANSF	15.88	
							BALANCE	349.73
04-0836-02-0	THOMPSON, TREVA KAY 605 W LONG	5/30/2009	9/23/2009	100-WATER	111.32	200-SEWER	59.42	
				300-GARBAG	23.64	400-STORM	7.17	
				500-TAX	1.95	650-PENALT	6.73	
							BALANCE	210.23
04-0836-03-0	WILLIAMS, LORI ANNE 605 W LONG	3/30/2011	6/23/2011	100-WATER	60.86	200-SEWER	52.60	
				300-GARBAG	17.41	303-GARBAG	0.21	
				400-STORM	5.14	500-TAX	1.43	
							BALANCE	137.65
04-0836-04-0	HALBERT, LORIN MICHAEL 605 W LONG	7/30/2011	10/24/2011	100-WATER	81.17	200-SEWER	62.52	
				300-GARBAG	23.89	303-GARBAG	0.73	
				400-STORM	6.98	500-TAX	1.98	
				650-PENALT	15.19	702-DEL CH	20.00	
							BALANCE	212.46
04-0842-02-0	LAVEN, DONNA 685 W LONG	9/30/2001	4/22/2002	100-WATER	66.02	200-SEWER	42.30	
				300-GARBAG	20.40	500-TAX	1.68	
				650-PENALT	5.21			
							BALANCE	135.61
04-0846-04-0	HENDERSON, COURTNEY LEIGH 363 S ORR	3/30/2011	6/23/2011	100-WATER	20.63	200-SEWER	30.32	
				300-GARBAG	15.35	303-GARBAG	0.21	
				400-STORM	4.52	500-TAX	1.27	
				650-PENALT	1.36			
							BALANCE	73.66
04-0848-03-0	RUSH, JOHNNY 712 W MCNEILL	3/30/2003	10/15/2003	100-WATER	56.79	200-SEWER	68.07	
				300-GARBAG	29.98	400-STORM	8.61	
				500-TAX	2.47	650-PENALT	5.14	
							BALANCE	171.06
04-0848-05-0	BRUCE, JOANN 712 W MCNEILL	4/30/2006	6/15/2006	100-WATER	34.09	200-SEWER	30.72	
				300-GARBAG	14.68	303-GARBAG	0.24	
				400-STORM	4.73	500-TAX	1.21	
							BALANCE	85.67
04-0850-03-0	DELEON, CESAR 710 W LONG	4/30/2011	7/26/2011	100-WATER	69.97	200-SEWER	51.78	
				300-GARBAG	15.50	303-GARBAG	0.31	
				400-STORM	6.07	500-TAX	1.28	
				650-PENALT	3.36			
							BALANCE	148.27
04-0852-12-0	HAMILTON, JULIE 730 W LONG	5/30/2008	7/17/2008	100-WATER	28.43	200-SEWER	24.62	
				300-GARBAG	14.76	303-GARBAG	0.93	
				400-STORM	4.64	500-TAX	1.22	

SEQUENCE: ACCOUNT NUMBER

ALL ACCOUNTS

WRITE OFF DATES: 0/00/0000 THRU 99/99/9999

BALANCES: NON ZERO BALANCES

Item 4.

ACCOUNT NO	NAME	LAST	BAD DEBT				
	SERVICE ADDRESS	BILL	DATE				
				650-PENALT	1.27		
						BALANCE	75.87
04-0852-17-0	CAMP, ADAM 730 W LONG	5/30/2013	11/15/2013	100-WATER	22.30	200-SEWER	20.84
				300-GARBAG	7.42	303-GARBAG	0.19
				400-STORM	2.09	500-TAX	0.61
						BALANCE	53.45
04-0852-19-0	GRENWELGE, GRACE ISABELLE 730 W LONG	4/30/2014	7/10/2014	100-WATER	107.21	200-SEWER	38.41
				300-GARBAG	22.93	303-GARBAG	0.55
				400-STORM	6.07	500-TAX	1.90
				650-PENALT	2.67		
						BALANCE	179.74
04-0854-07-0	WHILES, LACIE MARRIE 732 W LONG	10/30/2006	2/13/2007	100-WATER	182.50	200-SEWER	21.27
				300-GARBAG	15.46	303-GARBAG	0.55
				400-STORM	6.63	500-TAX	1.28
						BALANCE	227.69
04-0860-00-0	LOPEZ, OSCAR 741 W LONG	3/30/2001	10/17/2001	100-WATER	16.00	200-SEWER	14.51
				300-GARBAG	10.74	500-TAX	0.89
						BALANCE	42.14
04-0860-04-0	HATCH, KAYLA MARIE 741 W LONG	6/30/2008	7/17/2008	100-WATER	39.25	200-SEWER	31.54
				300-GARBAG	17.29	303-GARBAG	1.29
				400-STORM	5.44	500-TAX	1.43
				650-PENALT	2.40		
						BALANCE	98.64
04-0860-07-0	STATON, MELVIN 741 W LONG	9/30/2011	1/16/2012	100-WATER	42.79	200-SEWER	32.05
				300-GARBAG	14.04	303-GARBAG	0.38
				400-STORM	4.11	500-TAX	1.16
				650-PENALT	2.56		
						BALANCE	97.09
04-0862-01-0	BROWN, DEBORAH 742 W LONG	5/30/2002	9/26/2002	100-WATER	38.52	200-SEWER	49.29
				300-GARBAG	29.10	500-TAX	2.40
				650-PENALT	3.27	700-SVC CH	14.92
						BALANCE	137.50
04-0862-03-0	STONE, MIKE 742 W LONG	10/30/2001	4/22/2002	100-WATER	34.23	200-SEWER	25.35
				300-GARBAG	24.62	500-TAX	2.03
				650-PENALT	4.18	700-SVC CH	23.08
						BALANCE	113.49
04-0864-12-0	GIBSON, BRANDI RENEE 750 A W LONG	6/30/2014	9/12/2014	100-WATER	23.50	200-SEWER	27.97
				300-GARBAG	18.20	303-GARBAG	0.47
				400-STORM	4.81	500-TAX	1.51
				650-PENALT	1.52		

SEQUENCE: ACCOUNT NUMBER

ALL ACCOUNTS

WRITE OFF DATES: 0/00/0000 THRU 99/99/9999

BALANCES: NON ZERO BALANCES

Item 4.

ACCOUNT NO	NAME	LAST	BAD DEBT					
	SERVICE ADDRESS	BILL	DATE					
							BALANCE	77.98
04-0866-13-1	HAMMONS, AMY 750 B W LONG	11/30/2012	2/04/2013	100-WATER	44.86	200-SEWER	41.35	
				300-GARBAG	20.19	303-GARBAG	0.59	
				400-STORM	5.69	500-TAX	1.67	
				650-PENALT	2.57	706-TRANSF	8.96	
							BALANCE	125.88
04-0874-00-0	STROW, TAMELA LYNN 802 W LONG	9/30/1999	4/10/2000	100-WATER	64.37	200-SEWER	92.64	
				300-GARBAG	33.14	500-TAX	2.73	
				650-PENALT	10.89	700-SVC CH	34.90	
							BALANCE	238.67
04-0874-01-0	RONEY, CHRISSE 802 W LONG	8/30/2000	5/25/2001	100-WATER	54.67	200-SEWER	73.78	
				300-GARBAG	28.67	500-TAX	2.36	
				650-PENALT	9.13	700-SVC CH	32.70	
							BALANCE	201.31
04-0874-02-0	CARAWAY, JONATHAN 802 W LONG	9/30/2000	5/25/2001	100-WATER	51.91	200-SEWER	59.58	
				300-GARBAG	14.51	500-TAX	1.20	
				700-SVC CH	18.97			
							BALANCE	146.17
04-0874-03-0	JOHNSON, DANIEL 802 W LONG	2/28/2001	10/17/2001	100-WATER	39.96	200-SEWER	47.72	
				300-GARBAG	26.36	500-TAX	2.17	
				650-PENALT	8.03	700-SVC CH	28.54	
							BALANCE	152.78
04-0880-04-0	KELLEY, BONNIE 832 W LONG	2/29/2004	4/15/2004	100-WATER	30.93	200-SEWER	51.82	
				300-GARBAG	29.45	400-STORM	8.46	
				500-TAX	2.43	650-PENALT	3.90	
							BALANCE	126.99
04-0880-06-0	HAMM, CORY EVAN 832 W LONG	1/30/2005	4/18/2005	100-WATER	53.22	200-SEWER	42.66	
				300-GARBAG	34.42	400-STORM	9.90	
				500-TAX	2.85	650-PENALT	6.77	
							BALANCE	149.82
04-0882-02-0	WILLIAMS, TABITHA LYNN 835 W LONG	6/30/2005	11/23/2005	100-WATER	30.55	200-SEWER	37.04	
				300-GARBAG	18.19	400-STORM	6.06	
				500-TAX	1.49	650-PENALT	2.97	
							BALANCE	96.30
04-0882-04-0	RAINWATER, NICKIE 835 W LONG	6/30/2006	11/07/2006	100-WATER	45.09	200-SEWER	36.27	
				300-GARBAG	16.97	303-GARBAG	0.41	
				400-STORM	5.46	500-TAX	1.40	
				650-PENALT	2.57			
							BALANCE	108.17
04-0884-03-0	ISRAEL, LANMY 847 W LONG	2/28/1999	12/16/1999	100-WATER	25.47	200-SEWER	32.68	
				300-GARBAG	9.97	500-TAX	0.82	

SEQUENCE: ACCOUNT NUMBER

ALL ACCOUNTS

WRITE OFF DATES: 0/00/0000 THRU 99/99/9999

BALANCES: NON ZERO BALANCES

Item 4.

ACCOUNT NO	NAME	LAST	BAD DEBT					
	SERVICE ADDRESS	BILL	DATE					
				700-SVC CH	10.58			BALANCE 79.52
04-0890-05-0	BLEVENS, SHERRY 857 W LONG	10/30/2002	4/17/2003	100-WATER	15.81	200-SEWER	16.83	
				300-GARBAG	9.10	400-STORM	2.61	
				500-TAX	0.75			BALANCE 45.10
04-0890-06-0	HICKS, DUSTIN JAMES 857 W LONG	11/30/2003	5/28/2004	100-WATER	24.63	200-SEWER	23.84	
				300-GARBAG	14.83	400-STORM	4.26	
				500-TAX	1.22			BALANCE 68.78
04-0892-05-0	WRIGHT, BRENDA 859 W LONG	5/30/2000	1/09/2001	100-WATER	48.71	200-SEWER	71.50	
				300-GARBAG	30.90	500-TAX	2.55	
				650-PENALT	10.48	700-SVC CH	36.32	BALANCE 200.46
04-0892-08-0	CHILDRESS, AMANDA 859 W LONG	9/30/2001	4/22/2002	100-WATER	46.51	200-SEWER	48.20	
				300-GARBAG	26.74	500-TAX	2.20	
				650-PENALT	4.39	700-SVC CH	15.80	BALANCE 143.84
04-0892-09-0	ROGERS, MICHEAL 859 W LONG	1/30/2002	6/20/2002	100-WATER	30.40	200-SEWER	29.84	
				300-GARBAG	29.17	500-TAX	2.41	
				650-PENALT	5.11	700-SVC CH	14.48	BALANCE 111.41
04-0896-02-0	TILLERY, DON 876 W LONG	12/30/2006	3/27/2007	100-WATER	53.96	200-SEWER	50.98	
				300-GARBAG	17.24	303-GARBAG	0.24	
				400-STORM	5.55	500-TAX	1.42	
				650-PENALT	5.02			BALANCE 134.41
04-0898-00-0	MINGUS, ALVIN 885 W LONG	9/30/2004	12/02/2004	100-WATER	48.13	200-SEWER	39.71	
				300-GARBAG	37.14	400-STORM	10.68	
				500-TAX	3.06	650-PENALT	5.64	
				707-DEL CH	20.00			BALANCE 164.36
04-0898-02-0	STINSON, STACEY 885 W LONG	4/30/2006	6/15/2006	100-WATER	84.91	200-SEWER	39.84	
				300-GARBAG	26.89	303-GARBAG	0.43	
				400-STORM	8.66	500-TAX	2.22	
				650-PENALT	4.49			BALANCE 167.44
04-0902-05-0	REEVES, JR, RALPH 895 W LONG	8/30/2011	12/06/2011	100-WATER	45.70	200-SEWER	54.05	
				300-GARBAG	19.49	303-GARBAG	0.55	
				400-STORM	5.70	500-TAX	1.61	

SEQUENCE: ACCOUNT NUMBER

ALL ACCOUNTS

WRITE OFF DATES: 0/00/0000 THRU 99/99/9999

BALANCES: NON ZERO BALANCES

Item 4.

ACCOUNT NO	NAME	LAST	BAD DEBT					
	SERVICE ADDRESS	BILL	DATE					
							BALANCE	127.10
04-0910-01-0	COOK, DUSTY	5/30/2002	9/26/2002	100-WATER	48.50	200-SEWER	72.88	
	934 W LONG			300-GARBAG	20.50	500-TAX	1.69	
				650-PENALT	2.40	700-SVC CH	32.57	
							BALANCE	178.54
04-0910-03-0	WILLIAMS, HOLLYE	6/30/2004	8/20/2004	100-WATER	75.90	200-SEWER	70.00	
	934 W LONG			300-GARBAG	31.17	400-STORM	8.96	
				500-TAX	2.56	650-PENALT	6.93	
							BALANCE	195.52
04-0910-14-0	FORD, BRANDY LEE	6/30/2014	9/12/2014	100-WATER	78.97	200-SEWER	88.09	
	934 W LONG			300-GARBAG	26.41	303-GARBAG	0.68	
				400-STORM	6.99	500-TAX	2.19	
				650-PENALT	6.88			
							BALANCE	210.21
04-0912-05-0	CAUDLE, JODY LEE	4/30/2009	5/22/2009	100-WATER	44.67	200-SEWER	51.26	
	936 W LONG			300-GARBAG	15.65	400-STORM	4.82	
				500-TAX	1.29			
							BALANCE	117.69
04-0914-00-0	JENNINGS, MELODY	2/29/2000	10/09/2000	100-WATER	37.22	200-SEWER	43.93	
	961 W LONG			300-GARBAG	26.15	500-TAX	2.15	
				650-PENALT	3.60	700-SVC CH	14.94	
							BALANCE	127.99
04-0914-02-0	PERKINS, DAVID	4/30/2000	10/05/2000	100-WATER	43.86	200-SEWER	60.02	
	961 W LONG			300-GARBAG	25.53	500-TAX	2.10	
				650-PENALT	6.40	700-SVC CH	38.18	
							BALANCE	176.09
04-0916-07-0	ANGLE, CATHERINE E.	6/30/2008	10/17/2008	100-WATER	15.84	200-SEWER	14.49	
	962 W LONG			300-GARBAG	10.78	303-GARBAG	0.85	
				400-STORM	3.39	500-TAX	0.89	
				650-PENALT	0.26			
							BALANCE	46.50
04-0916-17-0	MOLAND, ANDREA VINEYARD	7/30/2013	11/15/2013	100-WATER	45.33	200-SEWER	118.52	
	962 W LONG			300-GARBAG	25.10	303-GARBAG	0.58	
				400-STORM	7.07	500-TAX	2.07	
				650-PENALT	6.85			
							BALANCE	205.52
04-0918-07-0	CHEW, TOMMY D	7/30/2003	1/16/2004	100-WATER	24.10	102-WATER	158.38	
	974 W LONG			200-SEWER	28.17	300-GARBAG	20.59	
				400-STORM	5.91	500-TAX	1.70	
				650-PENALT	5.25			

SEQUENCE: ACCOUNT NUMBER

ALL ACCOUNTS

WRITE OFF DATES: 0/00/0000 THRU 99/99/9999

BALANCES: NON ZERO BALANCES

Item 4.

ACCOUNT NO	NAME	LAST	BAD DEBT					
	SERVICE ADDRESS	BILL	DATE					BALANCE
								244.10
04-0918-09-0	KENT, PAMELA GWEN 974 W LONG	6/30/2006	11/07/2006	100-WATER	32.36	200-SEWER	26.48	
				300-GARBAG	18.09	303-GARBAG	0.42	
				400-STORM	5.82	500-TAX	1.50	
				650-PENALT	2.62			
								BALANCE 87.29
04-0918-10-0	LONG, TIA 974 W LONG	12/30/2006	3/27/2007	100-WATER	18.09	200-SEWER	14.47	
				300-GARBAG	11.55	303-GARBAG	0.18	
	CONTRACT: CTC	AMOUNT OWED:	0.00	400-STORM	3.72	500-TAX	0.95	
	CONTRACT: 114	AMOUNT OWED:	0.00	650-PENALT	0.51			
								BALANCE 49.47
04-0918-14-0	PARRA, ROSA I GUIDO DE 974 W LONG	9/30/2013	12/19/2013	100-WATER	38.34	200-SEWER	27.66	
				300-GARBAG	13.96	303-GARBAG	0.28	
				400-STORM	3.93	500-TAX	1.15	
								BALANCE 85.32
04-0924-03-0	MINOR, MARK ALLAN 991 W LONG	5/30/2009	9/23/2009	100-WATER	25.95	200-SEWER	39.20	
				300-GARBAG	16.90	400-STORM	5.09	
				500-TAX	1.39	650-PENALT	2.14	
								BALANCE 90.67
04-0924-05-0	HUEBNER, SHERRY 991 W LONG	7/30/2010	12/02/2010	100-WATER	12.46	200-SEWER	10.84	
				300-GARBAG	7.69	400-STORM	2.29	
				500-TAX	0.63	650-PENALT	0.96	
								BALANCE 34.87
04-0926-05-0	STEWART, KIM 1017 W LONG	1/30/2005	3/24/2006	100-WATER	39.19	200-SEWER	23.17	
				300-GARBAG	13.01	400-STORM	4.23	
				500-TAX	1.08			
								BALANCE 80.68
04-0926-07-0	DESPAIN, BILLY 1017 W LONG	6/30/2009	9/24/2009	100-WATER	12.80	200-SEWER	14.37	
				300-GARBAG	11.39	303-GARBAG	0.03	
				400-STORM	3.39	500-TAX	0.94	
				650-PENALT	0.28			
								BALANCE 43.20
04-0928-02-0	STRAIT, TODD 1016 W LONG	12/30/2004	6/22/2005	100-WATER	62.76	200-SEWER	50.46	
				300-GARBAG	27.47	400-STORM	7.89	
				500-TAX	2.26	650-PENALT	5.54	
								BALANCE 156.38
04-0928-10-0	WOLF, HEATHER RACHELL 1016 W LONG	6/30/2012	9/24/2012	100-WATER	51.50	200-SEWER	47.91	
				300-GARBAG	21.30	303-GARBAG	0.63	
				400-STORM	6.00	500-TAX	1.76	
								BALANCE 129.10

SEQUENCE: ACCOUNT NUMBER

ALL ACCOUNTS

WRITE OFF DATES: 0/00/0000 THRU 99/99/9999

BALANCES: NON ZERO BALANCES

Item 4.

ACCOUNT NO	NAME	LAST	BAD DEBT				
	SERVICE ADDRESS	BILL	DATE				
04-0930-01-0	HOWELL, LYNDOL ROSS 1026 W LONG	10/30/2004	4/18/2005	100-WATER	137.88	200-SEWER	39.79
				300-GARBAG	30.61	400-STORM	8.79
				500-TAX	2.52	650-PENALT	11.57
						BALANCE	231.16
04-0934-02-0	LUNDY, WILLIAM 1040 W LONG	11/30/2001	4/22/2002	100-WATER	47.45	200-SEWER	49.59
				300-GARBAG	24.34	500-TAX	2.00
				650-PENALT	3.53	700-SVC CH	3.13
						BALANCE	130.04
04-0942-00-0	FRUIN, GRACE 1090 W LONG	3/30/2008	4/21/2008	100-WATER	26.71	200-SEWER	21.30
				300-GARBAG	23.17	303-GARBAG	1.07
				400-STORM	7.29	500-TAX	1.91
				700-SVC CH	30.00		
						BALANCE	111.45
***** BOOK TOTALS ***** ACCTS: 161				100-WATER	7,065.13	102-WATER	237.42
				200-SEWER	6,437.00	300-GARBAG	3,197.54
				303-GARBAG	33.42	400-STORM	621.23
				500-TAX	264.65	650-PENALT	518.15
				700-SVC CH	870.36	701-CONN	18.61
				702-DEL CH	56.32	706-TRANSF	24.84
				707-DEL CH	100.00		
						BALANCE	19,444.67

SEQUENCE: ACCOUNT NUMBER

ALL ACCOUNTS

WRITE OFF DATES: 0/00/0000 THRU 99/99/9999

BALANCES: NON ZERO BALANCES

Item 4.

ACCOUNT NO	NAME	LAST	BAD DEBT					
	SERVICE ADDRESS	BILL	DATE					
05-0002-00-0	MALONE, DOROTHY 1125 W LONG	7/30/2000	2/09/2001	100-WATER	8.00	200-SEWER	11.21	
				300-GARBAG	9.42	500-TAX	0.78	
							BALANCE	29.41
05-0004-13-1	HERNANDEZ, JESSICA 1133 W LONG	11/30/2011	2/21/2012	100-WATER	138.24	200-SEWER	86.48	
				300-GARBAG	21.21	303-GARBAG	0.54	
				400-STORM	6.20	500-TAX	1.75	
				650-PENALT	3.58			
							BALANCE	258.00
05-0010-06-0	FROST, CHARLES E 1140 W LONG	9/30/2003	1/16/2004	100-WATER	96.60	200-SEWER	73.51	
				300-GARBAG	34.64	400-STORM	8.66	
				500-TAX	2.85	650-PENALT	15.41	
							BALANCE	231.67
05-0010-14-0	STACEY, BETTY 1140 W LONG	1/30/2005	12/27/2006	100-WATER	85.17	200-SEWER	71.52	
				300-GARBAG	16.45	400-STORM	9.02	
				500-TAX	1.36	650-PENALT	8.43	
							BALANCE	191.95
05-0010-15-0	JONES, BRIAN PAUL 1140 W LONG	3/30/2006	5/15/2006	100-WATER	104.42	200-SEWER	81.94	
				300-GARBAG	36.63	303-GARBAG	0.27	
				400-STORM	11.89	500-TAX	3.02	
				650-PENALT	10.69	706-TRANSF	19.03	
							BALANCE	267.89
05-0010-16-0	ELMORE, TOMMY 1140 W LONG	7/30/2006	11/07/2006	100-WATER	104.64	200-SEWER	53.28	
				300-GARBAG	19.37	303-GARBAG	0.53	
				400-STORM	6.24	500-TAX	1.60	
				650-PENALT	2.08			
							BALANCE	187.74
05-0010-25-0	BRASKET, AMBER DAWN 1140 W LONG	5/30/2012	8/15/2012	100-WATER	29.26	200-SEWER	29.69	
				300-GARBAG	16.59	303-GARBAG	0.52	
				400-STORM	4.67	500-TAX	1.37	
				650-PENALT	1.56			
							BALANCE	83.66
05-0010-28-0	KRAUS, BRITTANY NICOLE 1140 W LONG	8/30/2013	11/15/2013	100-WATER	130.12	200-SEWER	89.54	
				300-GARBAG	49.19	303-GARBAG	1.05	
				400-STORM	6.99	500-TAX	4.05	
				650-PENALT	6.98	702-DEL CH	40.00	
							BALANCE	327.92
05-0014-03-0	SHUGART, SHAWN K 1150 W LONG	8/30/2002	2/24/2003	100-WATER	35.65	200-SEWER	26.15	
				300-GARBAG	20.02	500-TAX	1.65	
				650-PENALT	2.65			
							BALANCE	86.12

SEQUENCE: ACCOUNT NUMBER

ALL ACCOUNTS

WRITE OFF DATES: 0/00/0000 THRU 99/99/9999

BALANCES: NON ZERO BALANCES

Item 4.

ACCOUNT NO	NAME	LAST	BAD DEBT				
	SERVICE ADDRESS	BILL	DATE				
05-0014-05-0	HUDSON, PAUL C 1150 W LONG	6/30/2005	11/23/2005	100-WATER	21.48	200-SEWER	21.09
				300-GARBAG	11.32	400-STORM	3.77
				500-TAX	0.94		
							BALANCE 58.60
05-0014-11-0	KREUTZ, DONNA 1150 W LONG	9/30/2009	1/14/2010	100-WATER	362.34	200-SEWER	89.79
				300-GARBAG	25.70	303-GARBAG	0.18
				400-STORM	7.65	500-TAX	2.11
				650-PENALT	26.40		
							BALANCE 514.17
05-0014-16-1	FRANKLIN, SAMANTHA GAIL 1150 W LONG	12/30/2012	2/04/2013	100-WATER	27.47	200-SEWER	24.52
				300-GARBAG	18.90	303-GARBAG	0.55
				400-STORM	5.32	500-TAX	1.56
				650-PENALT	2.24		
							BALANCE 80.56
05-0014-19-0	HAZELL, STACY LYNN 1150 W LONG	6/30/2014	9/12/2014	100-WATER	15.34	200-SEWER	10.38
				300-GARBAG	5.06	303-GARBAG	0.13
				400-STORM	1.34	500-TAX	0.42
							BALANCE 32.67
05-0016-00-0	VANN, CHRISTIE 1161 W LONG	4/30/1999	12/16/1999	100-WATER	51.13	200-SEWER	41.71
				300-GARBAG	26.31	500-TAX	2.17
				650-PENALT	13.98	700-SVC CH	50.21
							BALANCE 185.51
05-0016-01-0	GARCIA, JENNIFER 1161 W LONG	10/30/2001	4/22/2002	100-WATER	9.10	200-SEWER	10.77
				300-GARBAG	10.26	500-TAX	0.84
				650-PENALT	0.32		
							BALANCE 31.29
05-0016-03-0	FORD, JUDY L 1161 W LONG	6/30/2003	11/13/2003	100-WATER	18.98	200-SEWER	42.41
				300-GARBAG	23.82	400-STORM	4.56
				500-TAX	1.97	650-PENALT	6.37
				700-SVC CH	23.05		
							BALANCE 121.16
05-0016-05-0	ELLIS, KAREN 1161 W LONG	2/29/2004	8/20/2004	100-WATER	46.35	200-SEWER	44.79
				300-GARBAG	29.27	400-STORM	5.61
				500-TAX	2.41	650-PENALT	4.50
							BALANCE 132.93
05-0016-12-0	MASSINGILL, STEPHANIE 1161 W LONG	2/28/2013	4/12/2013	100-WATER	14.03	200-SEWER	24.72
				300-GARBAG	10.65	303-GARBAG	0.27
				400-STORM	2.00	500-TAX	0.88
							BALANCE 52.55
05-0026-00-0	WILLIAMS, TERRI 1211 W LONG	9/30/1999	4/10/2000	100-WATER	24.87	200-SEWER	28.49
				300-GARBAG	20.16	500-TAX	1.66

SEQUENCE: ACCOUNT NUMBER

ALL ACCOUNTS

WRITE OFF DATES: 0/00/0000 THRU 99/99/9999

BALANCES: NON ZERO BALANCES

Item 4.

ACCOUNT NO	NAME	LAST	BAD DEBT					
	SERVICE ADDRESS	BILL	DATE					
				650-PENALT	2.51	700-SVC CH	14.05	
							BALANCE	91.74
05-0026-05-0	STEWART, PAULA 1211 W LONG	2/28/2001	10/17/2001	100-WATER	43.64	200-SEWER	29.30	
				300-GARBAG	21.69	500-TAX	1.78	
				650-PENALT	3.07	700-SVC CH	14.57	
							BALANCE	114.05
05-0026-06-0	WILBORN, AMANDA 1211 W LONG	4/30/2001	12/13/2001	100-WATER	12.73	200-SEWER	12.60	
				300-GARBAG	11.70	500-TAX	0.97	
				650-PENALT	0.32			
							BALANCE	38.32
05-0026-08-0	ANDERSON, KELLI 1211 W LONG	9/30/2002	4/17/2003	100-WATER	54.04	200-SEWER	49.31	
				300-GARBAG	29.12	400-STORM	3.62	
				500-TAX	2.40	650-PENALT	7.44	
				700-SVC CH	31.64			
							BALANCE	177.57
05-0038-01-0	LOPEZ, ROSE 488 S FIRST	6/30/2005	11/23/2005	100-WATER	23.13	200-SEWER	17.21	
				300-GARBAG	9.98	400-STORM	3.32	
				500-TAX	0.82			
							BALANCE	54.46
05-0040-03-0	WILSON, AMY 489 S FIRST	3/30/2011	4/25/2011	100-WATER	12.32	200-SEWER	19.06	
				300-GARBAG	11.49	303-GARBAG	0.20	
				400-STORM	3.36	500-TAX	0.95	
							BALANCE	47.38
05-0040-05-0	WHITEHEAD, LISA 489 S FIRST	2/29/2012	5/23/2012	100-WATER	39.58	200-SEWER	27.44	
				300-GARBAG	16.92	303-GARBAG	0.39	
				400-STORM	4.88	500-TAX	1.40	
							BALANCE	90.61
05-0048-08-0	DIAL, JENELLE 490 S FIRST	10/30/2004	12/02/2004	100-WATER	32.81	200-SEWER	26.23	
				300-GARBAG	25.86	400-STORM	7.43	
				500-TAX	2.13	650-PENALT	2.29	
							BALANCE	96.75
05-0048-13-0	HENSON, JEFFREY 490 S FIRST	1/30/2010	5/25/2010	100-WATER	10.42	200-SEWER	8.78	
				300-GARBAG	9.34	400-STORM	2.78	
				500-TAX	0.77	650-PENALT	0.16	
							BALANCE	32.25
05-0048-21-0	HOFFMAN, WILLIAM THOMAS 490 S FIRST	7/30/2013	11/15/2013	100-WATER	33.01	200-SEWER	29.78	
				300-GARBAG	20.64	303-GARBAG	0.46	
				400-STORM	5.81	500-TAX	1.71	
				650-PENALT	2.59	700-SVC CH	9.38	
				701-CONN	9.38			

SEQUENCE: ACCOUNT NUMBER

ALL ACCOUNTS

WRITE OFF DATES: 0/00/0000 THRU 99/99/9999

BALANCES: NON ZERO BALANCES

Item 4.

ACCOUNT NO	NAME	LAST	BAD DEBT					BALANCE
	SERVICE ADDRESS	BILL	DATE					
-----								112.76
05-0051-01-0	DAVIS, AMY	7/30/2014	9/12/2014	100-WATER	43.81	200-SEWER	76.22	
	505 S FIRST			300-GARBAG	34.02	303-GARBAG	0.87	
				400-STORM	9.00	500-TAX	2.82	
				650-PENALT	6.31	707-DEL CH	30.00	
							BALANCE	203.05

05-0052-02-1	TURNNEY, GARY	12/30/2000	12/13/2001	100-WATER	8.93	200-SEWER	26.23	
	1231 W SWAN			300-GARBAG	7.13	500-TAX	0.59	
				650-PENALT	3.42	700-SVC CH	9.78	
							BALANCE	56.08

05-0052-06-0	AGUERO, CHRISTOPHER JOH	12/30/2005	3/24/2006	100-WATER	85.80	200-SEWER	37.27	
	1231 W SWAN			300-GARBAG	26.42	400-STORM	8.81	
				500-TAX	2.18	650-PENALT	10.76	
							BALANCE	171.24

05-0052-09-0	ACKERMANN, SCOTT	12/30/2007	1/04/2008	100-WATER	22.13	200-SEWER	17.77	
	1231 W SWAN			300-GARBAG	10.87	303-GARBAG	0.41	
				400-STORM	3.42	500-TAX	0.90	
				650-PENALT	1.55			
							BALANCE	57.05

05-0052-16-0	WHITMAN, BRANDON ALLEN	10/30/2011	12/06/2011	100-WATER	63.54	200-SEWER	47.61	
	1231 W SWAN			300-GARBAG	22.07	303-GARBAG	0.59	
				400-STORM	6.45	500-TAX	1.83	
				650-PENALT	7.35			
							BALANCE	149.44

05-0059-02-0	DIJULIO, SHANE	5/30/2000	6/09/2000	100-WATER	28.60	200-SEWER	32.42	
	1271 W SWAN			300-GARBAG	25.52	500-TAX	2.11	
				650-PENALT	2.37	700-SVC CH	13.57	
							BALANCE	104.59

05-0059-06-0	JOHNSON, ANGIE	9/30/2001	4/22/2002	100-WATER	62.33	200-SEWER	65.63	
	1271 W SWAN			300-GARBAG	27.49	500-TAX	2.26	
				650-PENALT	6.65	700-SVC CH	33.71	
							BALANCE	198.07

05-0059-08-0	JONES, SHELLY	11/30/2001	4/22/2002	100-WATER	33.39	200-SEWER	33.61	
	1271 W SWAN			300-GARBAG	25.87	500-TAX	2.13	
				650-PENALT	2.00	700-SVC CH	28.59	
							BALANCE	125.59

05-0059-12-0	POWELL, JAMES LEE	6/30/2007	10/12/2007	100-WATER	52.78	200-SEWER	38.15	
	1271 W SWAN			300-GARBAG	20.80	303-GARBAG	0.45	
				400-STORM	6.42	500-TAX	1.72	
				650-PENALT	4.47	700-SVC CH	50.87	

SEQUENCE: ACCOUNT NUMBER

ALL ACCOUNTS

WRITE OFF DATES: 0/00/0000 THRU 99/99/9999

BALANCES: NON ZERO BALANCES

Item 4.

ACCOUNT NO	NAME	LAST	BAD DEBT				
	SERVICE ADDRESS	BILL	DATE				
				706-TRANSF	1.75		
						BALANCE	177.41
05-0059-15-0	WAITS, DAVID RAY 1271 W SWAN	10/30/2012	12/13/2012	100-WATER	21.48	200-SEWER	19.18
				300-GARBAG	15.05	303-GARBAG	0.42
				400-STORM	4.24	500-TAX	1.24
				650-PENALT	0.98		
						BALANCE	62.59
05-0059-18-0	AMOS, COSSONDRA 1271 W SWAN	8/30/2013	11/15/2013	100-WATER	35.41	200-SEWER	32.28
				300-GARBAG	18.32	303-GARBAG	0.38
				400-STORM	5.16	500-TAX	1.51
				650-PENALT	2.24		
						BALANCE	95.30
05-0061-01-0	MCCARTY, JAMES R (BRYAN) 1260 W SWAN	2/28/2003	10/15/2003	100-WATER	30.68	200-SEWER	38.93
				300-GARBAG	11.99	400-STORM	2.29
				500-TAX	0.99	650-PENALT	0.66
				700-SVC CH	0.95		
						BALANCE	86.49
05-0064-01-0	ARMSTRONG, ANITA 455 S SECOND	12/30/2005	12/28/2005	100-WATER	22.10	102-WATER	240.70
				200-SEWER	29.59	300-GARBAG	49.07
				400-STORM	16.35	500-TAX	4.03
				650-PENALT	7.03	706-TRANSF	6.73
						BALANCE	375.60
05-0066-04-0	CONNELL, DANIEL 403 S SECOND	1/30/2008	4/21/2008	100-WATER	13.29	200-SEWER	10.61
				300-GARBAG	10.86	303-GARBAG	0.45
				400-STORM	3.42	500-TAX	0.90
				650-PENALT	0.37		
						BALANCE	39.90
05-0069-01-0	NEAVES, JESSE 540 S SECOND	3/30/2002	7/26/2002	100-WATER	44.50	200-SEWER	55.80
				300-GARBAG	20.69	500-TAX	1.71
				650-PENALT	4.86		
						BALANCE	127.56
05-0070-00-0	RODRIGUEZ, ARTHUR 560 S SECOND	8/30/1999	3/09/2000	100-WATER	37.15	200-SEWER	55.95
				300-GARBAG	31.94	500-TAX	2.64
				650-PENALT	7.15	700-SVC CH	33.07
						BALANCE	167.90
05-0072-06-0	BURNS, BOBBY J. 580 S SECOND	12/30/2002	6/13/2003	100-WATER	30.05	200-SEWER	30.81
				300-GARBAG	19.77	400-STORM	5.68
				500-TAX	1.63	650-PENALT	2.29
						BALANCE	90.23
05-0072-84-0	DUKE, SHALON BROOKE 580 S SECOND	12/30/2009	3/22/2010	100-WATER	20.70	200-SEWER	17.52
				300-GARBAG	14.81	400-STORM	4.41

SEQUENCE: ACCOUNT NUMBER

ALL ACCOUNTS

WRITE OFF DATES: 0/00/0000 THRU 99/99/9999

BALANCES: NON ZERO BALANCES

Item 4.

ACCOUNT NO	NAME	LAST BILL	BAD DEBT DATE					
				500-TAX	1.22	650-PENALT	1.26	
							BALANCE	59.92
05-0072-85-0	AVALOS, NORMA ANGELICA	9/30/2010	1/14/2011	100-WATER	10.09	200-SEWER	17.06	
	580 S SECOND			300-GARBAG	4.15	400-STORM	1.23	
				500-TAX	0.34			
							BALANCE	32.87
05-0090-00-0	BLACKWELL, GLEN	5/30/2002	9/26/2002	100-WATER	31.56	200-SEWER	38.56	
	490 S THIRD			300-GARBAG	20.01	500-TAX	1.65	
				650-PENALT	3.46			
							BALANCE	95.24
05-0092-02-0	WERNE, ERIC	9/30/2002	4/17/2003	100-WATER	34.53	200-SEWER	33.61	
	1461 W SWAN			300-GARBAG	27.38	400-STORM	3.62	
				500-TAX	2.26	650-PENALT	5.20	
				700-SVC CH	14.15			
							BALANCE	120.75
05-0092-05-0	NEW, LOIS	8/30/2001	4/22/2002	100-WATER	91.00	200-SEWER	65.16	
	1461 W SWAN			300-GARBAG	20.11	500-TAX	1.66	
				650-PENALT	6.88			
							BALANCE	184.81
05-0092-09-0	KINSON, GARY	5/30/2003	10/15/2003	100-WATER	197.25	200-SEWER	69.31	
	1461 W SWAN			300-GARBAG	21.93	400-STORM	6.30	
				500-TAX	1.81	650-PENALT	13.00	
							BALANCE	309.60
05-0092-14-0	WEEKLY, KATRINA	5/30/2005	10/25/2005	100-WATER	27.60	200-SEWER	22.12	
	1461 W SWAN			300-GARBAG	14.63	400-STORM	4.87	
				500-TAX	1.21	650-PENALT	1.98	
							BALANCE	72.41
05-0092-18-0	HOLT, TRECIA	10/30/2011	1/16/2012	100-WATER	57.20	200-SEWER	52.12	
	1461 W SWAN			300-GARBAG	29.05	303-GARBAG	0.78	
				400-STORM	8.49	500-TAX	2.41	
				650-PENALT	5.36			
							BALANCE	155.41
05-0093-02-0	ORTIZ, ELIZABETH	9/30/2003	4/15/2004	100-WATER	36.89	200-SEWER	38.89	
	1240 W SWAN			300-GARBAG	21.57	400-STORM	5.49	
				500-TAX	1.78	650-PENALT	4.36	
							BALANCE	108.98
05-0111-03-1	STEPHENS, ROLAND	11/30/2012	2/04/2013	100-WATER	11.35	200-SEWER	9.81	
	590 S LILLIAN			300-GARBAG	10.94	303-GARBAG	0.34	
				400-STORM	3.08	500-TAX	0.90	
				650-PENALT	0.06			

SEQUENCE: ACCOUNT NUMBER

ALL ACCOUNTS

WRITE OFF DATES: 0/00/0000 THRU 99/99/9999

BALANCES: NON ZERO BALANCES

Item 4.

ACCOUNT NO	NAME	LAST	BAD DEBT					
	SERVICE ADDRESS	BILL	DATE					
							BALANCE	36.48
05-0112-02-0	BRADEN, JAMES 660 S LILLIAN	3/30/2006	5/15/2006	100-WATER	44.57	200-SEWER	41.39	
				300-GARBAG	26.37	303-GARBAG	0.27	
				400-STORM	8.49	500-TAX	2.17	
				650-PENALT	4.35			
							BALANCE	127.61
05-0114-01-0	PIZANA, SANTOS 678 S LILLIAN	11/30/2003	4/15/2004	100-WATER	85.95	200-SEWER	78.44	
				300-GARBAG	29.65	400-STORM	8.52	
				500-TAX	2.44	650-PENALT	7.39	
							BALANCE	212.39
05-0116-01-0	BARNES, DANNY 625 S LILLIAN	9/30/2006	12/27/2006	100-WATER	11.74	200-SEWER	9.39	
				300-GARBAG	7.40	303-GARBAG	0.26	
				400-STORM	2.38	500-TAX	0.61	
							BALANCE	31.78
05-0118-04-0	BERNSTEIN, MICHAEL 680 S LILLIAN	1/30/2007	2/13/2007	100-WATER	18.48	200-SEWER	14.79	
				300-GARBAG	12.21	303-GARBAG	0.18	
				400-STORM	3.93	500-TAX	1.01	
				650-PENALT	1.10			
							BALANCE	51.70
***** BOOK TOTALS ***** ACCTS: 59				100-WATER	2,899.75	102-WATER	240.70	
				200-SEWER	2,237.93	300-GARBAG	1,199.80	
				303-GARBAG	10.49	400-STORM	247.17	
				500-TAX	98.98	650-PENALT	248.43	
				700-SVC CH	327.59	701-CONN	9.38	
				702-DEL CH	40.00	706-TRANSF	27.51	
				707-DEL CH	30.00			
							BALANCE	7,617.73

SEQUENCE: ACCOUNT NUMBER

ALL ACCOUNTS

WRITE OFF DATES: 0/00/0000 THRU 99/99/9999

BALANCES: NON ZERO BALANCES

Item 4.

ACCOUNT NO	NAME	LAST	BAD DEBT				
	SERVICE ADDRESS	BILL	DATE				
09-0022-05-0	RAMIREZ, DEBRA SUE	10/30/2009	2/25/2010	100-WATER	13.24	200-SEWER	12.94
	355 W WALNUT			300-GARBAG	9.38	400-STORM	2.79
				500-TAX	0.77		
							BALANCE 39.12
09-0022-11-0	ANDERSON, ALISA	6/30/2012	8/15/2012	100-WATER	96.97	200-SEWER	151.81
	355 W WALNUT			300-GARBAG	35.29	303-GARBAG	1.09
				400-STORM	9.94	500-TAX	2.92
				650-PENALT	16.04	706-TRANSF	15.25
							BALANCE 329.31
09-0022-14-0	MORTON, ANITA	8/30/2013	11/15/2013	100-WATER	78.23	200-SEWER	73.33
	355 W WALNUT			300-GARBAG	23.99	303-GARBAG	0.51
				400-STORM	6.76	500-TAX	1.98
				650-PENALT	12.09		
							BALANCE 196.89
09-0046-00-0	CHRISTIE, DONALD	10/30/2007	1/28/2008	100-WATER	27.93	200-SEWER	28.90
	1535 N BATES			300-GARBAG	13.82	303-GARBAG	0.41
				400-STORM	4.34	500-TAX	1.14
							BALANCE 76.54
09-0046-02-0	CALLENDER, SHIRLEY KETNER	10/30/2008	3/12/2009	100-WATER	25.05	200-SEWER	20.05
	1535 N BATES			300-GARBAG	16.07	303-GARBAG	1.12
				400-STORM	5.05	500-TAX	1.33
				650-PENALT	3.23		
							BALANCE 71.90
09-0046-03-0	HARDISON, RACHEL	7/30/2009	9/23/2009	100-WATER	22.13	200-SEWER	18.85
	1535 N BATES			300-GARBAG	11.89	303-GARBAG	0.14
				400-STORM	3.53	500-TAX	0.98
				650-PENALT	1.06		
							BALANCE 58.58
09-0048-03-0	KNIGHT, ANNIE LORRAINE	7/30/2006	11/07/2006	100-WATER	34.50	200-SEWER	18.02
	1515 N BATES			300-GARBAG	13.98	303-GARBAG	0.38
				400-STORM	4.50	500-TAX	1.15
							BALANCE 72.53
09-0048-04-0	LENAMOND, REX	7/30/2006	11/07/2006	100-WATER	13.07	200-SEWER	10.50
	1515 N BATES			300-GARBAG	5.99	303-GARBAG	0.17
				400-STORM	1.93	500-TAX	0.49
							BALANCE 32.15
09-0048-09-0	SECRET, KARLENE	12/30/2013	4/09/2014	100-WATER	40.72	102-WATER	75.83
	1515 N BATES			200-SEWER	54.73	300-GARBAG	26.76
	CONTRACT: CTC	AMOUNT OWED: 0.00		303-GARBAG	0.67	400-STORM	7.54
				500-TAX	2.21	650-PENALT	6.01

SEQUENCE: ACCOUNT NUMBER

ALL ACCOUNTS

WRITE OFF DATES: 0/00/0000 THRU 99/99/9999

BALANCES: NON ZERO BALANCES

Item 4.

ACCOUNT NO	NAME	LAST	BAD DEBT					BALANCE
-----	-----							
-----	SERVICE ADDRESS	BILL	DATE					
								214.47
09-0054-00-0	RAMOS, DAVID	11/30/2005	3/24/2006	100-WATER	59.62	200-SEWER	33.30	
	1430 N BATES			300-GARBAG	26.69	400-STORM	8.90	
				500-TAX	2.20	650-PENALT	4.92	
				707-DEL CH	20.00			
								BALANCE 155.63
09-0071-03-0	ARNOLD, ROBERT	6/30/1999	1/11/2000	100-WATER	78.22	200-SEWER	66.05	
	1291 N BATES			300-GARBAG	20.71	500-TAX	1.71	
				650-PENALT	9.37	700-SVC CH	17.19	
								BALANCE 193.25
09-0073-00-0	MOORE, SANDRA	9/30/1999	11/10/1999	100-WATER	33.06	200-SEWER	37.59	
	380 E ELM			300-GARBAG	27.56	500-TAX	2.27	
				650-PENALT	5.66	700-SVC CH	32.08	
								BALANCE 138.22
09-0073-01-0	HURT, ROY GENE	5/30/2001	1/03/2002	100-WATER	299.24	200-SEWER	334.93	
	380 E ELM			300-GARBAG	24.70	500-TAX	2.03	
				650-PENALT	4.45	700-SVC CH	40.00	
								BALANCE 705.35
09-0073-02-0	OAKLEY, BILLY	2/28/2002	6/20/2002	100-WATER	213.95	200-SEWER	235.18	
	380 E ELM			300-GARBAG	30.79	500-TAX	2.54	
				650-PENALT	14.45	700-SVC CH	38.38	
								BALANCE 535.29
09-0074-00-0	MARTINEZ, MARIA	2/29/2000	4/10/2000	100-WATER	83.42	200-SEWER	102.78	
	1273 N IVY			300-GARBAG	27.34	500-TAX	2.25	
				650-PENALT	8.07			
								BALANCE 223.86
09-0074-01-0	BORJAS, FLORINDA	8/30/2009	12/03/2009	100-WATER	96.76	200-SEWER	96.09	
	1273 N IVY			300-GARBAG	22.98	303-GARBAG	0.19	
				400-STORM	6.84	500-TAX	1.89	
				650-PENALT	7.76			
								BALANCE 232.51
09-0075-00-0	COOPPEDGE, VIVIAN	4/30/2001	12/13/2001	100-WATER	35.93	200-SEWER	49.04	
	1305 N IVY			300-GARBAG	41.51	500-TAX	3.42	
				650-PENALT	9.52	700-SVC CH	40.00	
								BALANCE 179.42
09-0075-01-0	MILLS, LAJANA	7/30/2001	4/22/2002	100-WATER	23.09	200-SEWER	22.30	
	1305 N IVY			300-GARBAG	23.91	500-TAX	1.98	
				650-PENALT	3.41	700-SVC CH	12.59	
								BALANCE 87.28
09-0076-00-0	PACKWOOD, SHERRY	6/30/1999	1/11/2000	100-WATER	20.08	200-SEWER	23.07	
	1330 N IVY			300-GARBAG	8.24	500-TAX	0.68	

SEQUENCE: ACCOUNT NUMBER

ALL ACCOUNTS

WRITE OFF DATES: 0/00/0000 THRU 99/99/9999

BALANCES: NON ZERO BALANCES

Item 4.

ACCOUNT NO	NAME	LAST	BAD DEBT					
	SERVICE ADDRESS	BILL	DATE					BALANCE
								52.07
09-0076-04-1	KELLY, JOHN 1330 N IVY	12/30/2000	6/20/2007	100-WATER	38.96	200-SEWER	47.74	
				300-GARBAG	22.10	500-TAX	1.83	
				650-PENALT	4.03	700-SVC CH	28.53	
							BALANCE	143.19
09-0076-06-0	WILSON, STEVE 1330 N IVY	7/30/2001	4/22/2002	100-WATER	45.95	200-SEWER	48.00	
				300-GARBAG	28.70	500-TAX	2.37	
				650-PENALT	7.24	700-SVC CH	31.61	
							BALANCE	163.87
09-0076-07-0	OVERGARD, DAVE/JEANNIE 1330 N IVY	5/30/2003	11/13/2003	100-WATER	61.09	200-SEWER	81.01	
				300-GARBAG	40.93	400-STORM	11.76	
				500-TAX	3.38	650-PENALT	9.10	
							BALANCE	207.27
09-0076-08-0	RHODES, RANDY 1330 N IVY	2/29/2004	8/20/2004	100-WATER	32.72	200-SEWER	30.91	
				300-GARBAG	29.17	400-STORM	8.38	
				500-TAX	2.40	650-PENALT	3.20	
							BALANCE	106.78
09-0077-02-0	STANLEY, JULIA 1340 N IVY	6/30/2002	10/18/2002	100-WATER	81.94	200-SEWER	77.10	
				300-GARBAG	28.28	500-TAX	2.33	
				650-PENALT	7.98	700-SVC CH	34.75	
							BALANCE	232.38
09-0077-05-0	STRAWS, CLARENCE 1340 N IVY	11/30/2004	4/18/2005	100-WATER	62.84	200-SEWER	63.99	
				300-GARBAG	21.21	400-STORM	6.09	
				500-TAX	1.75	650-PENALT	5.93	
							BALANCE	161.81
09-0078-02-0	TAMAZ, ROGER 1345 N IVY	8/30/2000	12/12/2000	100-WATER	20.95	200-SEWER	21.44	
				300-GARBAG	24.67	500-TAX	2.03	
				650-PENALT	3.48	700-SVC CH	12.68	
							BALANCE	85.25
09-0081-01-0	SALAS, ANGELA 1390 N IVY	10/30/2011	12/06/2011	100-WATER	142.98	200-SEWER	62.46	
				300-GARBAG	17.50	303-GARBAG	0.46	
				400-STORM	5.12	500-TAX	1.45	
				650-PENALT	5.37			
							BALANCE	235.34
09-0081-02-1	SANDS, JON ERIC 1390 N IVY	11/30/2012	2/04/2013	100-WATER	230.07	200-SEWER	114.03	
				300-GARBAG	25.71	303-GARBAG	0.74	
				400-STORM	7.52	500-TAX	2.13	
				650-PENALT	12.37			
							BALANCE	392.57
09-0081-03-0	JONES, JESSICA 1390 N IVY	9/30/2013	11/15/2013	100-WATER	300.83	200-SEWER	132.29	
				300-GARBAG	28.01	303-GARBAG	0.55	

SEQUENCE: ACCOUNT NUMBER

ALL ACCOUNTS

WRITE OFF DATES: 0/00/0000 THRU 99/99/9999

BALANCES: NON ZERO BALANCES

Item 4.

ACCOUNT NO	NAME	LAST	BAD DEBT				
	SERVICE ADDRESS	BILL	DATE				
				400-STORM	7.89	500-TAX	2.31
				650-PENALT	16.97		
						BALANCE	488.85
09-0089-00-0	SANCHEZ, ROLANDO	7/30/1999	2/14/2000	100-WATER	62.49	200-SEWER	76.88
	1440 N IVY			300-GARBAG	20.45	500-TAX	1.69
				650-PENALT	1.08	700-SVC CH	2.60
						BALANCE	165.19
09-0089-01-0	STURTEVANT, TAMMY	5/30/2000	10/05/2000	100-WATER	10.56	200-SEWER	16.41
	1440 N IVY			300-GARBAG	9.37	500-TAX	0.78
						BALANCE	37.12
09-0089-02-0	HAMILTON, GINA	9/30/2002	4/17/2003	100-WATER	54.84	200-SEWER	56.43
	1440 N IVY			300-GARBAG	40.79	400-STORM	3.62
				500-TAX	3.36	650-PENALT	11.10
				700-SVC CH	33.62		
						BALANCE	203.76
09-0089-04-0	SOLLENNE, LEAH RUTH	2/28/2005	7/15/2005	100-WATER	29.74	200-SEWER	32.54
	1440 N IVY			300-GARBAG	19.53	400-STORM	5.85
				500-TAX	1.61	650-PENALT	3.17
						BALANCE	92.44
09-0094-01-0	SORIA, MARY ESTHER	7/30/2006	11/07/2006	100-WATER	65.75	200-SEWER	53.27
	1535 N IVY			300-GARBAG	19.43	303-GARBAG	0.54
				400-STORM	6.26	500-TAX	1.60
				650-PENALT	6.02	700-SVC CH	13.58
				701-CONN	13.58	706-TRANSF	0.02
						BALANCE	180.05
09-0102-00-0	RAPE, BRENDA G	7/30/2000	2/09/2001	100-WATER	21.98	200-SEWER	43.28
	1585 N IVY			300-GARBAG	25.89	500-TAX	2.13
				650-PENALT	4.97	700-SVC CH	13.99
						BALANCE	112.24
09-0103-00-0	SPEED QUEEN LAUNDRY	7/30/2000	2/09/2001	100-WATER	282.79	200-SEWER	87.30
	160 E HWY 8			300-GARBAG	33.68	500-TAX	2.78
						BALANCE	406.55
09-0103-02-0	SPEED QUEEN LAUNDRY	7/30/2002	12/02/2002	100-WATER	697.86	200-SEWER	712.30
	160 E HWY 8			300-GARBAG	177.59	500-TAX	14.65
				650-PENALT	76.18		
						BALANCE	1,678.58
09-0110-02-0	SCHULZE, RONALD	11/30/2003	4/15/2004	100-WATER	33.51	200-SEWER	31.66
	1540 N IVY			300-GARBAG	29.98	400-STORM	8.62
				500-TAX	2.47	650-PENALT	4.84
						BALANCE	111.08

Item 4.

ACCOUNT NO	NAME	LAST	BAD DEBT					
	SERVICE ADDRESS	BILL	DATE					
09-0112-02-0	PERALES, SHANNON 1530 N IVY	4/30/2006	5/15/2006	100-WATER	35.88	200-SEWER	34.67	
				300-GARBAG	16.35	303-GARBAG	0.28	
				400-STORM	5.26	500-TAX	1.35	
				650-PENALT	2.03			
								BALANCE 95.82
09-0114-00-0	MCLEAREN, PAM 295 E PARK	5/30/2001	2/24/2004	100-WATER	76.22	200-SEWER	92.68	
				300-GARBAG	41.37	500-TAX	3.41	
				650-PENALT	11.15	700-SVC CH	59.67	
								BALANCE 284.50
09-0114-01-0	MELTON, LINDA 295 E PARK	1/30/2003	6/13/2003	100-WATER	58.96	200-SEWER	60.77	
				300-GARBAG	32.87	400-STORM	9.45	
				500-TAX	2.71	650-PENALT	5.68	
				702-DEL CH	20.00			
								BALANCE 190.44
09-0114-02-0	ESCAMELLA, EUGENE 295 E PARK	5/30/2003	11/13/2003	100-WATER	52.39	200-SEWER	91.15	
				300-GARBAG	36.02	400-STORM	10.35	
				500-TAX	2.97	650-PENALT	5.42	
				700-SVC CH	18.90			
								BALANCE 217.20
09-0114-04-0	ASH, DAVID 295 E PARK	8/30/2007	1/04/2008	100-WATER	72.98	200-SEWER	32.66	
				300-GARBAG	15.94	303-GARBAG	0.40	
				400-STORM	5.01	500-TAX	1.31	
				650-PENALT	3.14			
								BALANCE 131.44
09-0117-08-0	CARPENTER, DARLENE 280 E PARK	10/30/2012	12/13/2012	100-WATER	105.66	200-SEWER	38.26	
				300-GARBAG	16.22	303-GARBAG	0.46	
				400-STORM	4.57	500-TAX	1.34	
								BALANCE 166.51
09-0120-05-0	MILLER, ANGELA 259 E PARK	2/28/2003	10/15/2003	100-WATER	56.67	200-SEWER	48.04	
				300-GARBAG	32.88	400-STORM	9.45	
				500-TAX	2.71	650-PENALT	6.15	
				702-DEL CH	18.61			
								BALANCE 174.51
09-0120-06-0	ERVIN, WILLIE RAY 259 E PARK	5/30/2003	11/13/2003	100-WATER	67.02	200-SEWER	68.81	
				300-GARBAG	32.50	400-STORM	9.34	
				500-TAX	2.68	650-PENALT	10.97	
								BALANCE 191.32
09-0120-07-0	MCCLARY, KENNETH 259 E PARK	9/30/2003	4/15/2004	100-WATER	46.34	200-SEWER	44.79	
				300-GARBAG	36.72	400-STORM	10.55	
				500-TAX	3.02	650-PENALT	3.47	

SEQUENCE: ACCOUNT NUMBER

ALL ACCOUNTS

WRITE OFF DATES: 0/00/0000 THRU 99/99/9999

BALANCES: NON ZERO BALANCES

Item 4.

ACCOUNT NO	NAME	LAST	BAD DEBT						
	SERVICE ADDRESS	BILL	DATE						BALANCE
									144.89
09-0120-08-0	CHANEY, MARY ANN 259 E PARK	10/30/2003	4/15/2004	100-WATER	33.27	200-SEWER	32.90		
				300-GARBAG	15.91	400-STORM	4.57		
				500-TAX	1.31	700-SVC CH	10.48		
				701-CONN	10.48				
									BALANCE 108.92
09-0120-09-0	WASHBURN, STEPHANIE LYNN 259 E PARK	7/30/2005	11/23/2005	100-WATER	43.52	200-SEWER	31.37		
				300-GARBAG	15.93	400-STORM	5.31		
				500-TAX	1.31	650-PENALT	2.74		
									BALANCE 100.18
09-0121-01-0	NICOLL, CATHY 255 E PARK	11/30/2002	6/13/2003	100-WATER	68.77	200-SEWER	82.47		
				300-GARBAG	56.94	400-STORM	9.04		
				500-TAX	4.70	650-PENALT	10.43		
				700-SVC CH	66.17				
									BALANCE 298.52
09-0124-03-0	HEATH, JENNIFER LYN 250 E PARK	8/30/2003	1/16/2004	100-WATER	41.07	200-SEWER	89.46		
				300-GARBAG	33.11	400-STORM	6.35		
				500-TAX	2.73	650-PENALT	6.51		
									BALANCE 179.23
09-0124-07-0	PRYOR, CHRISTINA 250 E PARK	1/30/2009	5/22/2009	100-WATER	21.77	200-SEWER	18.72		
				300-GARBAG	4.91	400-STORM	1.03		
				500-TAX	0.40				
									BALANCE 46.83
09-0124-09-0	JOWERS, MARY 250 E PARK	1/30/2011	4/25/2011	100-WATER	81.91	200-SEWER	43.79		
				300-GARBAG	22.11	303-GARBAG	0.07		
				400-STORM	4.38	500-TAX	1.82		
				650-PENALT	7.60				
									BALANCE 161.68
09-0124-10-1	BATCHELOR, MELISSA 250 E PARK	10/30/2011	2/21/2012	100-WATER	72.73	200-SEWER	67.33		
				300-GARBAG	27.36	303-GARBAG	0.74		
				400-STORM	5.33	500-TAX	2.26		
				650-PENALT	6.36	707-DEL CH	20.00		
									BALANCE 202.11
09-0124-11-1	BOMGARDEN, COLLEEN LINN 250 E PARK	11/30/2012	2/04/2013	100-WATER	29.37	200-SEWER	22.37		
				300-GARBAG	13.40	303-GARBAG	0.40		
				400-STORM	2.52	500-TAX	1.11		
				650-PENALT	0.73				
									BALANCE 69.90
09-0125-00-0	VEST, RACHEL 370 E ELM	10/30/2006	2/13/2007	100-WATER	24.85	200-SEWER	75.86		
				300-GARBAG	21.06	303-GARBAG	0.74		

SEQUENCE: ACCOUNT NUMBER

ALL ACCOUNTS

WRITE OFF DATES: 0/00/0000 THRU 99/99/9999

BALANCES: NON ZERO BALANCES

Item 4.

ACCOUNT NO	NAME	LAST	BAD DEBT					
	SERVICE ADDRESS	BILL	DATE					
				400-STORM	6.78	500-TAX	1.74	
							BALANCE	131.03
09-0135-08-0	PHARISS, JERRY DAN 1399 N ESTES	7/30/2004	2/07/2005	100-WATER	60.24	200-SEWER	48.53	
				300-GARBAG	19.64	400-STORM	5.64	
				500-TAX	1.62	650-PENALT	4.96	
							BALANCE	140.63
09-0137-00-0	GAIN, JOHN 1397 N ESTES	10/30/1999	11/10/1999	100-WATER	48.60	200-SEWER	73.42	
				300-GARBAG	26.26	500-TAX	2.16	
				650-PENALT	5.62	700-SVC CH	16.02	
							BALANCE	172.08
09-0137-08-0	GROSS, JANET LARA 1397 N ESTES	10/31/2005	11/23/2005	100-WATER	97.53	200-SEWER	78.60	
				300-GARBAG	25.98	400-STORM	8.66	
				500-TAX	2.14	650-PENALT	8.12	
							BALANCE	221.03
09-0140-00-1	BROCKMAN, AMANDA 1395 N ESTES	7/30/1999	5/10/2000	100-WATER	9.79	200-SEWER	11.75	
				300-GARBAG	4.75	500-TAX	0.39	
							BALANCE	26.68
09-0140-05-0	BRANCH, KIMBERLY G. 1395 N ESTES	5/30/2003	11/13/2003	100-WATER	26.93	200-SEWER	24.35	
				300-GARBAG	17.61	400-STORM	5.06	
				500-TAX	1.45	650-PENALT	1.46	
							BALANCE	76.86
09-0140-07-0	RODRIGUEZ, ANNA 1395 N ESTES	4/30/2011	7/26/2011	100-WATER	27.96	200-SEWER	31.96	
				300-GARBAG	15.77	303-GARBAG	0.34	
				400-STORM	4.61	500-TAX	1.30	
							BALANCE	81.94
09-0159-01-0	SECHRIST, RAYMOND 181 E ELM	8/30/2005	11/23/2005	100-WATER	41.35	200-SEWER	64.97	
				300-GARBAG	18.18	400-STORM	6.06	
				500-TAX	1.50	650-PENALT	4.79	
							BALANCE	136.85
09-0170-05-0	SILVA, ADELA MARTINEZ 1455 N ESTES	11/30/2003	5/28/2004	100-WATER	44.15	200-SEWER	42.58	
				300-GARBAG	28.99	400-STORM	8.33	
				500-TAX	2.38	650-PENALT	4.79	
							BALANCE	131.22
09-0170-06-0	AMAYA-FLORES, IRMA GABRIELA 1455 N ESTES	5/30/2004	12/02/2004	100-WATER	24.63	200-SEWER	23.84	
				300-GARBAG	14.83	400-STORM	4.26	
				500-TAX	1.22			
							BALANCE	68.78
09-0173-03-0	GODFREY, FRANKIE 1445 N ESTES	2/28/2010	6/21/2010	100-WATER	63.70	200-SEWER	64.41	
				300-GARBAG	18.52	400-STORM	5.51	

SEQUENCE: ACCOUNT NUMBER

ALL ACCOUNTS

WRITE OFF DATES: 0/00/0000 THRU 99/99/9999

BALANCES: NON ZERO BALANCES

Item 4.

ACCOUNT NO	NAME	LAST	BAD DEBT					
	SERVICE ADDRESS	BILL	DATE					
				500-TAX	1.53	650-PENALT	4.58	
							BALANCE	158.25
09-0173-04-0	FRAME, TONYA LASHAY 1445 N ESTES	8/30/2010	10/12/2010	100-WATER	37.38	200-SEWER	33.09	
				300-GARBAG	17.78	400-STORM	5.29	
				500-TAX	1.46	650-PENALT	2.72	
							BALANCE	97.72
09-0173-05-0	CRUZ, KAYLA 1445 N ESTES	5/30/2012	8/15/2012	100-WATER	56.69	200-SEWER	45.85	
				300-GARBAG	19.34	303-GARBAG	0.61	
				400-STORM	5.45	500-TAX	1.60	
				650-PENALT	5.10	702-DEL CH	20.00	
							BALANCE	154.64
09-0173-07-0	REED, PAULA 1445 N ESTES	1/30/2014	4/09/2014	100-WATER	111.82	200-SEWER	101.82	
				300-GARBAG	35.76	303-GARBAG	0.89	
				400-STORM	10.07	500-TAX	2.95	
				650-PENALT	18.25			
							BALANCE	281.56
09-0174-07-0	THREATT, JEFFREY ALLEN 1495 N ESTES	1/30/2010	2/25/2010	100-WATER	14.39	200-SEWER	18.43	
				300-GARBAG	9.06	400-STORM	2.70	
				500-TAX	0.75	650-PENALT	0.45	
							BALANCE	45.78
09-0177-01-0	TRESS, BRANDY 185 E PARK	7/30/2002	12/02/2002	100-WATER	16.76	200-SEWER	17.17	
				300-GARBAG	11.06	500-TAX	0.91	
				700-SVC CH	2.98			
							BALANCE	48.88
09-0177-04-0	ELIZALDE, CARMELITA 185 E PARK	9/30/2010	1/14/2011	100-WATER	51.43	200-SEWER	41.11	
				300-GARBAG	13.23	400-STORM	3.94	
				500-TAX	1.09			
							BALANCE	110.80
09-0178-01-0	TATE, JOSEPH DAVID 1490 N ESTES	12/30/2010	3/25/2011	100-WATER	13.00	200-SEWER	10.97	
				300-GARBAG	11.66	303-GARBAG	0.03	
				400-STORM	3.47	500-TAX	0.96	
				650-PENALT	0.18			
							BALANCE	40.27
09-0200-07-0	BECK, SHERRY ANN 1501 N GRAHAM	8/30/2011	12/06/2011	100-WATER	49.77	200-SEWER	58.89	
				300-GARBAG	20.25	303-GARBAG	0.60	
				400-STORM	5.92	500-TAX	1.68	
				650-PENALT	3.98			
							BALANCE	141.09
09-0204-00-0	RODRIGUEZ, GILBERT 1460 N ESTES	9/30/2000	5/25/2001	100-WATER	37.60	200-SEWER	38.21	
				300-GARBAG	24.01	500-TAX	1.98	

SEQUENCE: ACCOUNT NUMBER

ALL ACCOUNTS

WRITE OFF DATES: 0/00/0000 THRU 99/99/9999

BALANCES: NON ZERO BALANCES

Item 4.

ACCOUNT NO	NAME	LAST	BAD DEBT					
	SERVICE ADDRESS	BILL	DATE					
				650-PENALT	4.33			BALANCE 106.13
09-0205-03-0	VILLARREAL, THOMAS 1440 N ESTES	7/30/2006	11/07/2006	100-WATER	183.18	200-SEWER	96.89	
				300-GARBAG	23.81	303-GARBAG	0.64	
				400-STORM	7.66	500-TAX	1.97	
				650-PENALT	10.70			BALANCE 324.85
09-0227-01-0	JOHNSTON, LEON W. 1290 N BELKNAP	3/30/2014	9/12/2014	100-WATER	38.22	200-SEWER	34.14	
				300-GARBAG	33.33	303-GARBAG	0.73	
				400-STORM	9.00	500-TAX	2.76	
								BALANCE 118.18
09-0228-06-0	DELEON, CRYSTAL ANN 260 W ELM	8/30/2011	10/24/2011	100-WATER	23.60	200-SEWER	27.93	
				300-GARBAG	15.33	303-GARBAG	0.45	
				400-STORM	4.48	500-TAX	1.27	
				650-PENALT	1.38			BALANCE 74.44
09-0240-00-0	ROBISON, PATRICIA 262 W ELM	1/30/2000	4/10/2000	100-WATER	75.65	200-SEWER	80.08	
				300-GARBAG	32.36	500-TAX	2.66	
				650-PENALT	6.60	700-SVC CH	40.00	
								BALANCE 237.35
09-0240-01-0	DESKIN, SUZANNE 262 W ELM	8/30/2000	5/25/2001	100-WATER	32.66	200-SEWER	46.24	
				300-GARBAG	23.20	500-TAX	1.91	
				650-PENALT	3.70	700-SVC CH	15.05	
								BALANCE 122.76
09-0240-02-0	MCWILLIAMS, JAMES 262 W ELM	11/30/2000	7/06/2001	100-WATER	32.25	200-SEWER	36.80	
				300-GARBAG	26.53	500-TAX	2.18	
				650-PENALT	6.31	700-SVC CH	32.30	
								BALANCE 136.37
09-0240-09-0	DUARTE, ARNOLD 262 W ELM	12/30/2003	2/24/2004	100-WATER	75.62	200-SEWER	74.14	
				300-GARBAG	34.34	400-STORM	9.86	
				500-TAX	2.83	650-PENALT	14.45	
								BALANCE 211.24
09-0240-11-0	RIOS, PAMELA 262 W ELM	3/30/2004	10/12/2004	100-WATER	44.54	200-SEWER	38.34	
				300-GARBAG	21.92	400-STORM	6.30	
				500-TAX	1.80	650-PENALT	4.02	
				706-TRANSF	15.42			
								BALANCE 132.34
09-0240-12-0	PRICE, DAWN 262 W ELM	7/30/2004	2/07/2005	100-WATER	200.10	200-SEWER	96.69	
				300-GARBAG	30.81	400-STORM	8.85	
				500-TAX	2.54	650-PENALT	5.81	

SEQUENCE: ACCOUNT NUMBER

ALL ACCOUNTS

WRITE OFF DATES: 0/00/0000 THRU 99/99/9999

BALANCES: NON ZERO BALANCES

Item 4.

ACCOUNT NO	NAME	LAST	BAD DEBT					
	SERVICE ADDRESS	BILL	DATE					BALANCE
								344.80
09-0240-15-1	CAGLE, TAMMY WYANETT 262 W ELM	11/30/2012	2/04/2013	100-WATER	45.00	200-SEWER	41.85	
				300-GARBAG	18.57	303-GARBAG	0.54	
				400-STORM	5.23	500-TAX	1.53	
				650-PENALT	1.35			
								BALANCE 114.07
09-0248-01-0	PARKS, JODY 395 W ELM	1/31/1999	12/16/1999	100-WATER	13.90	200-SEWER	10.95	
				300-GARBAG	8.70	500-TAX	0.72	
								BALANCE 34.27
09-0250-01-0	LOWE, JOHNNY 396 W ELM	5/30/2002	9/26/2002	100-WATER	169.61	200-SEWER	95.09	
				300-GARBAG	32.74	500-TAX	2.69	
				650-PENALT	15.52	700-SVC CH	18.24	
								BALANCE 333.89
09-0256-01-0	MANGUM, JOHNNY 300 W WALNUT	4/30/2000	11/09/2000	100-WATER	22.49	200-SEWER	23.44	
				300-GARBAG	25.17	500-TAX	2.07	
				650-PENALT	1.75	700-SVC CH	12.81	
								BALANCE 87.73
09-0256-02-0	DECKER, CAROLYN 300 W WALNUT	7/30/2002	12/02/2002	100-WATER	34.31	200-SEWER	29.66	
				300-GARBAG	25.78	500-TAX	2.12	
				650-PENALT	4.65	700-SVC CH	53.75	
								BALANCE 150.27
09-0256-09-0	PEREZ, ROSA 300 W WALNUT	2/28/2013	8/14/2013	100-WATER	24.91	200-SEWER	29.03	
				300-GARBAG	17.27	303-GARBAG	0.45	
				400-STORM	4.87	500-TAX	1.43	
				650-PENALT	1.84			
								BALANCE 79.80
09-0260-00-0	CARR, PHILLIP RANDALL 330 W WALNUT	2/28/2003	10/15/2003	100-WATER	44.23	200-SEWER	55.99	
				300-GARBAG	33.06	400-STORM	9.50	
				500-TAX	2.72	650-PENALT	4.90	
				707-DEL CH	20.00			
								BALANCE 170.40
09-0260-10-0	FORMBY, REGINA LYNN 380 W WALNUT	7/30/2010	12/02/2010	100-WATER	37.23	200-SEWER	34.83	
				300-GARBAG	17.17	400-STORM	5.11	
	CONTRACT: CTC	AMOUNT OWED:	0.00	500-TAX	1.41	650-PENALT	1.99	
								BALANCE 97.74
09-0260-15-0	GILMORE, TAMARA LYNN 380 W WALNUT	7/30/2013	11/15/2013	100-WATER	15.23	200-SEWER	16.63	
				300-GARBAG	6.13	303-GARBAG	0.12	
				400-STORM	1.73	500-TAX	0.51	
								BALANCE 40.35
09-0261-04-0	MYERS, MICHEAL EDWARD 1195 N BARTON	3/30/2014	9/12/2014	100-WATER	16.64	200-SEWER	28.14	
				300-GARBAG	8.44	303-GARBAG	0.19	

SEQUENCE: ACCOUNT NUMBER

ALL ACCOUNTS

WRITE OFF DATES: 0/00/0000 THRU 99/99/9999

BALANCES: NON ZERO BALANCES

Item 4.

ACCOUNT NO	NAME	LAST	BAD DEBT					
	SERVICE ADDRESS	BILL	DATE					
				400-STORM	2.23	500-TAX	0.70	
							BALANCE	56.34
09-0339-00-0	MENDOZA, HERMANDO	3/30/2001	10/17/2001	100-WATER	11.82	200-SEWER	16.29	
	1575 N IVY			300-GARBAG	8.31	500-TAX	0.69	
				650-PENALT	0.17			
							BALANCE	37.28
09-0339-01-0	MENDOZA, GUALALUPE	2/28/2003	10/15/2003	100-WATER	37.90	102-WATER	132.68	
	1575 N IVY			200-SEWER	37.91	300-GARBAG	31.52	
				400-STORM	9.06	500-TAX	2.59	
				650-PENALT	6.71			
							BALANCE	258.37
***** BOOK TOTALS ***** ACCTS: 96				100-WATER	6,575.25	102-WATER	208.51	
				200-SEWER	5,935.61	300-GARBAG	2,353.36	
				303-GARBAG	15.65	400-STORM	411.37	
				500-TAX	194.04	650-PENALT	532.63	
				700-SVC CH	697.97	701-CONN	24.06	
				702-DEL CH	58.61	706-TRANSF	30.69	
				707-DEL CH	60.00			
							BALANCE	17,097.75

SEQUENCE: ACCOUNT NUMBER

ALL ACCOUNTS

WRITE OFF DATES: 0/00/0000 THRU 99/99/9999

BALANCES: NON ZERO BALANCES

Item 4.

ACCOUNT NO	NAME	LAST	BAD DEBT				
	SERVICE ADDRESS	BILL	DATE				
11-0102-01-0	ALDERMAN, ROBIN 1220 N BARTON	10/31/2005	1/31/2006	100-WATER	132.98	200-SEWER	95.98
				300-GARBAG	26.12	400-STORM	8.71
				500-TAX	2.15	650-PENALT	9.90
							BALANCE 275.84
11-0102-02-0	MARCUM, TIFFANY 1220 N BARTON	3/30/2006	5/15/2006	100-WATER	77.69	200-SEWER	68.28
				300-GARBAG	21.46	303-GARBAG	0.22
				400-STORM	6.92	500-TAX	1.77
				650-PENALT	5.37	706-TRANSF	0.69
							BALANCE 182.40
11-0108-06-0	KAPULE, JEFFERY DWAYNE 1290 N BARTON	12/30/2008	4/20/2009	100-WATER	82.77	200-SEWER	58.38
				300-GARBAG	16.83	303-GARBAG	0.77
				400-STORM	5.29	500-TAX	1.39
				650-PENALT	6.06		
							BALANCE 171.49
11-0108-07-0	ANDRESS, CALEB 1290 N BARTON	6/30/2009	9/24/2009	100-WATER	63.80	200-SEWER	88.43
				300-GARBAG	21.76	303-GARBAG	0.03
				400-STORM	6.47	500-TAX	1.79
				650-PENALT	6.54		
							BALANCE 188.82
11-0108-08-0	CONATSER, WILLIAM JEROME 1290 N BARTON	11/30/2010	3/25/2011	100-WATER	34.68	200-SEWER	27.53
				300-GARBAG	15.39	400-STORM	4.58
				500-TAX	1.27	650-PENALT	1.43
							BALANCE 84.88
11-0110-00-0	MYERS, ROBERT C. 460 W ELM	2/28/2001	10/17/2001	100-WATER	54.39	200-SEWER	77.07
				300-GARBAG	29.24	500-TAX	2.41
				650-PENALT	9.73	700-SVC CH	32.96
							BALANCE 205.80
11-0110-02-0	ELSEY, PATRICIA 460 W ELM	1/30/2002	6/20/2002	100-WATER	55.18	200-SEWER	58.00
				300-GARBAG	26.26	500-TAX	2.16
				650-PENALT	8.55	700-SVC CH	28.49
							BALANCE 178.64
11-0110-03-0	MCLAUGHLIN, SINGLETON 460 W ELM	11/30/2002	6/13/2003	100-WATER	25.29	200-SEWER	25.59
				300-GARBAG	19.04	400-STORM	5.47
				500-TAX	1.57	650-PENALT	1.39
				700-SVC CH	12.98		
							BALANCE 91.33
11-0110-06-0	BLACKBURN, ANTHONY TYRONE 460 W ELM	7/30/2004	2/07/2005	100-WATER	34.15	200-SEWER	28.80
				300-GARBAG	29.19	400-STORM	8.39
				500-TAX	2.41	650-PENALT	6.61
							BALANCE 109.55

Item 4.

ACCOUNT NO	NAME	LAST	BAD DEBT				
	SERVICE ADDRESS	BILL	DATE				
11-0110-07-0	FENWICK, CATHY ANN 460 W ELM	8/30/2004	2/07/2005	100-WATER	26.75	200-SEWER	21.53
				300-GARBAG	10.33	400-STORM	2.97
				500-TAX	0.85	700-SVC CH	15.11
				701-CONN	15.11		
						BALANCE	92.65
11-0110-09-0	TOVAR, MOSES VALVERDE 460 W ELM	11/30/2005	3/24/2006	100-WATER	30.75	200-SEWER	24.74
				300-GARBAG	11.11	400-STORM	3.71
				500-TAX	0.91	650-PENALT	3.40
				702-DEL CH	6.69		
						BALANCE	81.31
11-0110-12-0	MENDEZ, RUTH ESTER 460 W ELM	7/30/2009	9/23/2009	100-WATER	61.32	200-SEWER	72.26
				300-GARBAG	21.41	303-GARBAG	0.20
				400-STORM	6.37	500-TAX	1.77
				650-PENALT	8.69		
						BALANCE	172.02
11-0110-15-0	SMITH, RAVEN LYNN 460 W ELM	2/29/2012	3/27/2012	100-WATER	13.87	200-SEWER	12.48
				300-GARBAG	8.76	303-GARBAG	0.20
				400-STORM	2.47	500-TAX	0.72
						BALANCE	38.50
11-0111-00-0	HEMPHILL, KEVIN 480 W ELM	11/30/1999	6/09/2000	100-WATER	35.07	200-SEWER	39.37
				300-GARBAG	30.77	500-TAX	2.53
				650-PENALT	5.54	700-SVC CH	27.12
						BALANCE	140.40
11-0111-04-0	COVER, CHAD 480 W ELM	10/30/2001	4/22/2002	100-WATER	127.43	200-SEWER	92.76
				300-GARBAG	29.93	500-TAX	2.46
				650-PENALT	17.49	700-SVC CH	35.20
						BALANCE	305.27
11-0111-08-0	BARNES, DUSTIN 480 W ELM	12/30/2004	6/22/2005	100-WATER	65.38	200-SEWER	52.61
				300-GARBAG	24.41	400-STORM	7.01
				500-TAX	2.01	650-PENALT	9.01
						BALANCE	160.43
11-0111-09-0	MOSS, ALLISON 480 W ELM	8/30/2005	9/29/2005	100-WATER	90.48	200-SEWER	67.64
				300-GARBAG	19.07	400-STORM	6.35
				500-TAX	1.57	650-PENALT	7.71
						BALANCE	192.82
11-0112-00-0	WILLIAMS, BONITA 485 W ELM	11/30/2000	7/06/2001	100-WATER	70.94	200-SEWER	31.60
				300-GARBAG	24.86	500-TAX	2.05
				650-PENALT	6.45	700-SVC CH	50.50
						BALANCE	186.40
11-0112-01-0	HOAG, NANCY 485 W ELM	12/30/2001	4/22/2002	100-WATER	45.51	200-SEWER	48.14
				300-GARBAG	19.55	500-TAX	1.61

SEQUENCE: ACCOUNT NUMBER

ALL ACCOUNTS

WRITE OFF DATES: 0/00/0000 THRU 99/99/9999

BALANCES: NON ZERO BALANCES

Item 4.

ACCOUNT NO	NAME	LAST	BAD DEBT					
	SERVICE ADDRESS	BILL	DATE					
				700-SVC CH	12.22			BALANCE 127.03
11-0112-02-0	GREEN, BILLY 485 W ELM	2/28/2001	10/17/2001	100-WATER	162.27	200-SEWER	31.13	
				300-GARBAG	23.10	500-TAX	1.90	
				650-PENALT	12.69	700-SVC CH	17.74	
								BALANCE 248.83
11-0112-05-0	CEHAND, BRANDIE 485 W ELM	8/30/2002	2/24/2003	100-WATER	57.61	200-SEWER	60.59	
				300-GARBAG	27.27	500-TAX	2.24	
				650-PENALT	4.60	700-SVC CH	32.88	
								BALANCE 185.19
11-0112-06-0	LOWE, DAVID WAYNE 485 W ELM	5/30/2003	11/13/2003	100-WATER	46.71	200-SEWER	70.90	
				300-GARBAG	41.31	400-STORM	11.87	
				500-TAX	3.40	650-PENALT	8.04	
								BALANCE 182.23
11-0112-09-0	CEHAND, TOMMY JOE 485 W ELM	9/30/2004	4/18/2005	100-WATER	35.31	200-SEWER	28.43	
				300-GARBAG	13.28	400-STORM	3.82	
				500-TAX	1.09	650-PENALT	0.97	
								BALANCE 82.90
11-0112-14-0	MOORE, SHANE 485 W ELM CONTRACT: CTC AMOUNT OWED:	6/30/2007	10/12/2007	100-WATER	59.84	102-WATER	11.41	
				200-SEWER	47.29	300-GARBAG	20.76	
				303-GARBAG	0.47	400-STORM	6.53	
				500-TAX	1.72	650-PENALT	8.58	
								BALANCE 156.60
11-0112-15-0	ARROYO, EVARISTO 485 W ELM	12/30/2007	4/21/2008	100-WATER	53.76	200-SEWER	36.69	
				300-GARBAG	11.39	303-GARBAG	0.48	
				400-STORM	3.58	500-TAX	0.94	
								BALANCE 106.84
11-0112-23-0	NICHOLS, BRANDON 485 W ELM	7/30/2012	9/24/2012	100-WATER	52.25	200-SEWER	48.66	
				300-GARBAG	18.25	303-GARBAG	0.43	
				400-STORM	5.14	500-TAX	1.51	
				650-PENALT	2.83	702-DEL CH	20.00	
								BALANCE 149.07
11-0112-24-0	MARTINEZ, VINCENT 485 W ELM	4/30/2013	8/14/2013	100-WATER	314.89	200-SEWER	119.87	
				300-GARBAG	27.01	303-GARBAG	0.79	
				400-STORM	7.61	500-TAX	2.23	
				650-PENALT	15.41			
								BALANCE 487.81
11-0115-00-0	STEPHENS, BARBARA 483 A W ELM	9/30/1999	11/10/1999	100-WATER	48.09	200-SEWER	61.09	
				300-GARBAG	24.63	500-TAX	2.03	
				650-PENALT	4.26	700-SVC CH	16.33	

SEQUENCE: ACCOUNT NUMBER

ALL ACCOUNTS

WRITE OFF DATES: 0/00/0000 THRU 99/99/9999

BALANCES: NON ZERO BALANCES

Item 4.

ACCOUNT NO	NAME	LAST	BAD DEBT					BALANCE
	SERVICE ADDRESS	BILL	DATE					
								156.43
11-0115-01-0	HAM, PATRICIA 483 A W ELM	12/31/1998	9/23/1999	100-WATER 300-GARBAG	11.54 8.48	200-SEWER 500-TAX	13.49 0.70	BALANCE 34.21
11-0115-04-0	BAILEY, CARL R 483 A W ELM	8/30/2001	4/22/2002	100-WATER 300-GARBAG 650-PENALT	31.21 17.64 3.28	200-SEWER 500-TAX 700-SVC CH	40.82 1.45 13.35	BALANCE 107.75
11-0115-08-0	VALDEZ, CASYOPIA 483 W ELM	9/30/2004	4/18/2005	100-WATER 300-GARBAG 500-TAX	73.58 31.21 2.58	200-SEWER 400-STORM 650-PENALT	59.20 8.97 6.73	BALANCE 182.27
11-0115-19-0	CREAMER, ANGELA 483 W ELM	7/30/2012	10/23/2012	100-WATER 300-GARBAG 400-STORM 650-PENALT	66.26 23.04 6.49 3.23	200-SEWER 303-GARBAG 500-TAX	65.98 0.58 1.90	BALANCE 167.48
11-0115-21-0	TAYLOR, MICHAEL DYLAN 483 W ELM	6/30/2013	11/15/2013	100-WATER 300-GARBAG 400-STORM	44.03 9.33 2.63	200-SEWER 303-GARBAG 500-TAX	24.78 0.24 0.77	BALANCE 81.78
11-0117-01-0	PARRACK, AMBER 483 B W ELM	6/30/1999	1/11/2000	100-WATER 300-GARBAG 650-PENALT	34.87 23.62 6.58	200-SEWER 500-TAX 700-SVC CH	66.06 1.95 22.56	BALANCE 155.64
11-0117-04-1	JOHNSON, MYRNA 483 B W ELM	1/30/2000	5/25/2001	100-WATER 300-GARBAG 650-PENALT	12.94 10.71 1.33	200-SEWER 500-TAX	14.73 0.88	BALANCE 40.59
11-0120-03-0	FLORES, JOSE 425 W ELM	10/30/2001	4/22/2002	100-WATER 300-GARBAG 650-PENALT	52.17 24.34 3.77	200-SEWER 500-TAX 700-SVC CH	36.78 2.01 15.16	BALANCE 134.23
11-0120-06-0	BOWLES, TIFFENY MAE 425 W ELM	6/30/2008	7/17/2008	100-WATER 300-GARBAG 400-STORM 650-PENALT	152.76 22.90 7.20 8.55	200-SEWER 303-GARBAG 500-TAX	91.06 1.67 1.90	BALANCE 286.04
11-0121-02-0	YOUTSEY, RICHARD 405 W ELM	6/30/2001	2/08/2002	100-WATER 300-GARBAG	27.27 22.72	200-SEWER 500-TAX	27.16 1.87	

SEQUENCE: ACCOUNT NUMBER

ALL ACCOUNTS

WRITE OFF DATES: 0/00/0000 THRU 99/99/9999

BALANCES: NON ZERO BALANCES

Item 4.

ACCOUNT NO	NAME	LAST	BAD DEBT					
	SERVICE ADDRESS	BILL	DATE					
				650-PENALT	2.23	700-SVC CH	13.67	
							BALANCE	94.92
11-0123-03-0	ORTUNO, JULIAN 395 W OAK	1/30/2011	4/25/2011	100-WATER	70.33	200-SEWER	76.15	
				300-GARBAG	21.72	303-GARBAG	0.06	
				400-STORM	6.46	500-TAX	1.79	
				650-PENALT	4.99			
							BALANCE	181.50
11-0124-04-0	PHELPS, TONY G. 403 W OAK	4/30/2010	8/09/2010	100-WATER	80.87	200-SEWER	73.10	
				300-GARBAG	18.56	400-STORM	5.52	
				500-TAX	1.53	650-PENALT	4.80	
				700-SVC CH	16.20			
							BALANCE	200.58
11-0124-06-0	CASTILLO, ERIK 403 W OAK	5/30/2011	6/23/2011	100-WATER	43.58	200-SEWER	38.41	
				300-GARBAG	18.78	303-GARBAG	0.50	
				400-STORM	5.49	500-TAX	1.55	
				650-PENALT	5.58			
							BALANCE	113.89
11-0124-09-0	BURTON, CASEY 403 W OAK	1/30/2013	5/29/2013	100-WATER	68.40	200-SEWER	63.87	
				300-GARBAG	22.60	303-GARBAG	0.62	
				400-STORM	6.37	500-TAX	1.87	
				650-PENALT	5.17			
							BALANCE	168.90
11-0127-02-0	CARR, GARY 1409 N RACE	12/30/2000	7/06/2001	100-WATER	67.99	200-SEWER	63.42	
				300-GARBAG	19.15	500-TAX	1.58	
				650-PENALT	5.54			
							BALANCE	157.68
11-0127-08-0	ROBERTSON, NICOLE FRANCES 1409 N RACE	6/30/2005	7/15/2005	100-WATER	50.71	200-SEWER	43.25	
				300-GARBAG	25.76	400-STORM	8.58	
				500-TAX	2.12	650-PENALT	4.26	
							BALANCE	134.68
11-0128-00-0	IGLESIA DE DIOS 1391 N RACE	2/28/2003	11/13/2003	100-WATER	68.71	200-SEWER	72.10	
				300-GARBAG	48.40	400-STORM	32.98	
				650-PENALT	6.61	707-DEL CH	20.00	
							BALANCE	248.80
11-0129-02-0	BARHAM, BOYD 1480 N BARTON	12/30/2002	6/13/2003	100-WATER	12.01	200-SEWER	12.03	
				300-GARBAG	9.84	400-STORM	2.83	
				500-TAX	0.81			
							BALANCE	37.52
11-0129-03-0	HUDSON, KELLI MICHELLE 1480 N BARTON	4/30/2003	10/15/2003	100-WATER	21.44	200-SEWER	22.02	
				300-GARBAG	13.82	400-STORM	3.97	

SEQUENCE: ACCOUNT NUMBER

ALL ACCOUNTS

WRITE OFF DATES: 0/00/0000 THRU 99/99/9999

BALANCES: NON ZERO BALANCES

Item 4.

ACCOUNT NO	NAME	LAST	BAD DEBT					
	SERVICE ADDRESS	BILL	DATE					
				500-TAX	1.14			BALANCE 62.39
11-0129-05-0	ROGERS, DEANNA 1480 N BARTON	5/30/2005	10/25/2005	100-WATER	66.84	200-SEWER	67.74	
				300-GARBAG	26.23	400-STORM	8.75	
				500-TAX	2.15	650-PENALT	6.03	
								BALANCE 177.74
11-0130-03-0	WAHLBERG, LARRY 1490 N BARTON	10/30/2001	4/22/2002	100-WATER	20.84	200-SEWER	17.43	
				300-GARBAG	20.04	500-TAX	1.65	
				650-PENALT	0.86	700-SVC CH	11.78	
								BALANCE 72.60
11-0130-06-0	HAMILTON, DAVID 1490 N BARTON	5/30/2002	9/26/2002	100-WATER	23.14	200-SEWER	24.01	
				300-GARBAG	13.14	500-TAX	1.08	
				650-PENALT	1.35			
								BALANCE 62.72
11-0131-00-0	MILLER, JENNIFER 380 W PARK	11/30/1999	6/09/2000	100-WATER	59.53	200-SEWER	84.34	
				300-GARBAG	40.68	500-TAX	3.35	
				650-PENALT	10.59	700-SVC CH	60.00	
								BALANCE 258.49
11-0131-07-1	RESENDEZ, DAVID 380 W PARK	4/30/2010	9/02/2010	100-WATER	76.68	200-SEWER	15.35	
				300-GARBAG	5.82	400-STORM	1.73	
				500-TAX	0.48	700-SVC CH	17.87	
								BALANCE 117.93
11-0134-01-0	DAY, SHERRIE 1510 N BARTON	5/30/2002	9/26/2002	100-WATER	31.40	200-SEWER	56.88	
				300-GARBAG	27.33	500-TAX	2.25	
				650-PENALT	7.78	700-SVC CH	85.16	
								BALANCE 210.80
11-0141-03-1	NEAL, COREY JOHAN 370 W PARK	3/30/2006	12/27/2006	100-WATER	110.89			
								BALANCE 110.89
11-0141-04-0	CLIFTON, TINA 370 W PARK	6/30/2006	11/07/2006	100-WATER	35.18	102-WATER	31.36	
				200-SEWER	28.30	300-GARBAG	13.76	
	CONTRACT: CTC	AMOUNT OWED:	0.00	303-GARBAG	0.33	400-STORM	4.43	
				500-TAX	1.14	650-PENALT	5.73	
								BALANCE 120.23
11-0144-03-0	WALLACE, PATRICK 249 W PARK	7/30/2014	9/12/2014	100-WATER	45.85	200-SEWER	41.24	
				300-GARBAG	22.89	303-GARBAG	0.59	
				400-STORM	6.06	500-TAX	1.90	
				650-PENALT	3.58			
								BALANCE 122.11
11-0147-00-0	PIERCE, SAMMY C 1510 N BELKNAP	11/30/1999	6/09/2000	100-WATER	41.76	200-SEWER	64.87	
				300-GARBAG	25.39	500-TAX	2.09	

SEQUENCE: ACCOUNT NUMBER

ALL ACCOUNTS

WRITE OFF DATES: 0/00/0000 THRU 99/99/9999

BALANCES: NON ZERO BALANCES

Item 4.

ACCOUNT NO	NAME	LAST	BAD DEBT					
	SERVICE ADDRESS	BILL	DATE					
				650-PENALT	4.25	700-SVC CH	15.50	
							BALANCE	153.86
11-0147-01-0	COMBS IV, A. B. 1510 N BELKNAP	11/30/2001	4/22/2002	100-WATER	213.78	200-SEWER	77.37	
				300-GARBAG	28.87	500-TAX	2.37	
				650-PENALT	8.32	700-SVC CH	17.27	
							BALANCE	347.98
11-0147-03-0	RANGEL, LUCIANO PALACIO 1510 N BELKNAP	1/30/2005	10/12/2007	100-WATER	29.07	200-SEWER	18.47	
				300-GARBAG	14.14	400-STORM	4.66	
				500-TAX	1.16			
							BALANCE	67.50
11-0148-00-0	HUGHES, RHODA J 185 W PARK	11/30/2000	7/06/2001	100-WATER	53.43	200-SEWER	53.39	
				300-GARBAG	30.48	500-TAX	2.51	
				650-PENALT	8.94	700-SVC CH	16.67	
							BALANCE	165.42
11-0148-01-0	NEWMAN, VICKY 185 W PARK	12/30/2000	7/06/2001	100-WATER	31.09	200-SEWER	41.06	
				300-GARBAG	16.59	500-TAX	1.37	
				700-SVC CH	12.69			
							BALANCE	102.80
11-0155-03-0	BURCIAGA, ELIDA 275 W OAK	10/31/2005	1/31/2006	100-WATER	59.26	200-SEWER	47.45	
				300-GARBAG	25.31	400-STORM	11.25	
				500-TAX	2.08	650-PENALT	5.07	
							BALANCE	150.42
11-0155-06-0	ESTEBAN, FRANCISCO 275 W OAK	9/30/2008	10/17/2008	100-WATER	22.82	200-SEWER	28.74	
				300-GARBAG	14.21	303-GARBAG	1.05	
				400-STORM	5.96	500-TAX	1.17	
				650-PENALT	1.62			
							BALANCE	75.57
11-0157-00-0	GRAY, DUSTY 1450 N COLUMBIA	7/30/1999	9/23/1999	100-WATER	12.35	200-SEWER	11.73	
				300-GARBAG	7.77	500-TAX	0.64	
							BALANCE	32.49
11-0157-06-0	BOOK, AUDREY 1450 N COLUMBIA	1/30/2001	8/24/2001	100-WATER	38.20	200-SEWER	46.36	
				300-GARBAG	22.99	500-TAX	1.90	
				650-PENALT	3.91	700-SVC CH	15.50	
							BALANCE	128.86
11-0157-07-0	GARCIA III, ISREAL 1450 N COLUMBIA	4/30/2001	12/13/2001	100-WATER	21.11	200-SEWER	23.04	
				300-GARBAG	15.88	500-TAX	1.30	
				650-PENALT	1.90			
							BALANCE	63.23
11-0157-08-0	CORDERO, KIMBERLY A 1450 N COLUMBIA	9/30/2001	4/22/2002	100-WATER	44.79	200-SEWER	47.45	
				300-GARBAG	18.22	500-TAX	1.50	

SEQUENCE: ACCOUNT NUMBER

ALL ACCOUNTS

WRITE OFF DATES: 0/00/0000 THRU 99/99/9999

BALANCES: NON ZERO BALANCES

Item 4.

ACCOUNT NO	NAME	LAST	BAD DEBT				
	SERVICE ADDRESS	BILL	DATE				
				700-SVC CH	13.35		
						BALANCE	125.31
11-0157-12-0	KITCHENS, RACHAEL 1450 N COLUMBIA	6/30/2003	1/16/2004	100-WATER	65.00	200-SEWER	68.63
				300-GARBAG	30.68	400-STORM	8.82
				500-TAX	2.53	650-PENALT	7.18
						BALANCE	182.84
11-0157-13-0	PEREZ, APRIL 1450 N COLUMBIA	8/30/2003	1/16/2004	100-WATER	33.42	200-SEWER	32.34
				300-GARBAG	20.46	400-STORM	5.87
				500-TAX	1.69	650-PENALT	1.03
						BALANCE	94.81
11-0157-17-0	GIBBS, CODY LEE 1450 N COLUMBIA	9/30/2004	2/07/2005	100-WATER	47.55	200-SEWER	38.13
				300-GARBAG	29.66	400-STORM	8.53
				500-TAX	2.45	650-PENALT	4.97
						BALANCE	131.29
11-0157-19-0	LANE, MISTI 1450 N COLUMBIA	10/31/2005	1/31/2006	100-WATER	14.77	200-SEWER	11.82
				300-GARBAG	9.00	400-STORM	3.00
				500-TAX	0.74	650-PENALT	0.06
						BALANCE	39.39
11-0157-20-0	OLVEDA, PAMELA 1450 N COLUMBIA	8/30/2006	12/27/2006	100-WATER	58.18	200-SEWER	48.14
				300-GARBAG	15.17	303-GARBAG	0.44
				400-STORM	4.88	500-TAX	1.25
				650-PENALT	3.63		
						BALANCE	131.69
11-0157-23-0	YEAGER, JR, CHARLES WILLIAM 1450 N COLUMBIA	3/30/2008	4/21/2008	100-WATER	21.32	200-SEWER	21.94
				300-GARBAG	13.46	303-GARBAG	0.65
				400-STORM	4.24	500-TAX	1.12
				650-PENALT	0.82		
						BALANCE	63.55
11-0157-24-0	HODGES, ROBYN LINDAY 1450 N COLUMBIA	12/30/2008	1/26/2009	100-WATER	29.26	200-SEWER	24.37
				300-GARBAG	18.15	303-GARBAG	0.72
				400-STORM	5.71	500-TAX	1.50
				650-PENALT	3.83		
						BALANCE	83.54
11-0188-02-0	LUNA, JESSE 150 W HURBERT	4/30/2014	7/10/2014	100-WATER	37.03	200-SEWER	45.55
				300-GARBAG	21.92	303-GARBAG	0.52
				400-STORM	3.87	500-TAX	1.82
				650-PENALT	2.87		
						BALANCE	113.58
11-0220-02-0	STROUD, MARILYN 1591 N BARTON	9/30/2008	10/17/2008	100-WATER	64.39	200-SEWER	54.22
				300-GARBAG	27.35	303-GARBAG	2.08

SEQUENCE: ACCOUNT NUMBER

ALL ACCOUNTS

WRITE OFF DATES: 0/00/0000 THRU 99/99/9999

BALANCES: NON ZERO BALANCES

Item 4.

ACCOUNT NO	NAME	LAST	BAD DEBT				
	SERVICE ADDRESS	BILL	DATE				
				400-STORM	8.61	500-TAX	2.26
				650-PENALT	6.03	707-DEL CH	20.00
						BALANCE	184.94
11-0220-07-0	VARELA, MELISSA ANN 1591 N BARTON	2/29/2012	5/23/2012	100-WATER	20.91	200-SEWER	18.65
				300-GARBAG	14.48	303-GARBAG	0.34
				400-STORM	4.11	500-TAX	1.20
				650-PENALT	0.69		
						BALANCE	60.38
11-0220-10-0	HERNDON, PENNY 1591 N BARTON	4/30/2013	8/14/2013	100-WATER	19.46	200-SEWER	17.50
				300-GARBAG	20.60	303-GARBAG	0.62
				400-STORM	4.07	500-TAX	1.70
				650-PENALT	0.69		
						BALANCE	64.64
11-0225-00-0	LEWALLEN, J C 383 W HUBERT	8/30/2002	2/24/2003	100-WATER	29.58	200-SEWER	22.98
				300-GARBAG	7.83	500-TAX	0.65
						BALANCE	61.04
11-0231-00-0	FOOD SYSTEMS 401 LINGLEVILLE RD	7/30/2002	12/02/2002	100-WATER	65.66	200-SEWER	67.73
				300-GARBAG	253.84	500-TAX	20.95
				650-PENALT	29.60	700-SVC CH	37.06
						BALANCE	474.84
11-0325-07-0	BLOOM, SAMANTHA 595 W PARK	9/30/2004	4/18/2005	100-WATER	15.03	200-SEWER	14.49
				300-GARBAG	9.45	400-STORM	3.63
				500-TAX	0.78		
						BALANCE	43.38
11-0325-08-0	MENDEZ, JR, ROBERT NASH 595 W PARK	12/30/2004	4/18/2005	100-WATER	71.59	200-SEWER	57.59
				300-GARBAG	30.00	400-STORM	11.50
				500-TAX	2.48	650-PENALT	11.02
						BALANCE	184.18
11-0340-03-0	BAKER, MARANDA RAE 651 W PARK	7/30/2006	11/07/2006	100-WATER	12.08	200-SEWER	18.95
				300-GARBAG	8.39	303-GARBAG	0.23
				400-STORM	2.70	500-TAX	0.69
						BALANCE	43.04
11-0340-06-0	KENNEDY, NOAH EDMUND 651 W PARK	5/30/2013	8/14/2013	100-WATER	16.35	200-SEWER	16.09
				300-GARBAG	11.31	303-GARBAG	0.29
				400-STORM	3.19	500-TAX	0.93
				650-PENALT	0.15		
						BALANCE	48.31
11-0350-07-0	LOGUE, CHRISTOPHER WIL 685 W PARK	1/30/2008	2/28/2008	100-WATER	29.37	200-SEWER	23.63
				300-GARBAG	10.71	303-GARBAG	0.44
				400-STORM	3.37	500-TAX	0.88

SEQUENCE: ACCOUNT NUMBER

ALL ACCOUNTS

WRITE OFF DATES: 0/00/0000 THRU 99/99/9999

BALANCES: NON ZERO BALANCES

Item 4.

ACCOUNT NO	NAME	LAST	BAD DEBT					
	SERVICE ADDRESS	BILL	DATE					
				650-PENALT		1.31		
							BALANCE	69.71
11-0350-14-1	MEZA, MARIA ROSARIO 685 W PARK	10/30/2011	2/21/2012	100-WATER	85.30	200-SEWER	72.03	
				300-GARBAG	22.38	303-GARBAG	0.60	
				400-STORM	6.58	500-TAX	1.85	
				650-PENALT	6.04	706-TRANSF	0.01	
							BALANCE	194.79
11-0350-15-0	GORDON, CHARLES DWAYNE 685 W PARK	3/30/2012	4/27/2012	100-WATER	50.88	102-WATER	93.35	
				200-SEWER	46.67	300-GARBAG	23.04	
	CONTRACT: CTC	AMOUNT OWED:	0.00	303-GARBAG	0.63	400-STORM	6.74	
				500-TAX	1.90	650-PENALT	9.01	
				702-DEL CH	20.00			
							BALANCE	252.22
11-0355-08-0	BECERRA, DAMIAN 1500 N PADDOCK	5/30/2005	8/29/2005	100-WATER	73.26	200-SEWER	58.99	
				300-GARBAG	26.57	400-STORM	8.86	
				500-TAX	2.19	650-PENALT	6.71	
							BALANCE	176.58
11-0370-02-0	WHITE, JEB C 1578 N PADDOCK	9/30/2000	12/12/2000	100-WATER	34.98	200-SEWER	40.94	
				300-GARBAG	25.62	500-TAX	2.11	
				650-PENALT	6.43	700-SVC CH	14.86	
							BALANCE	124.94
11-0370-04-0	RHODES, TAMMY MICHELLE 1578 N PADDOCK	11/30/2007	2/28/2008	100-WATER	29.69	200-SEWER	16.43	
				300-GARBAG	14.12	303-GARBAG	0.45	
				400-STORM	4.44	500-TAX	1.16	
				650-PENALT	1.91			
							BALANCE	68.20
11-0370-05-0	CEHAND, TIFFANY MARIE 1578 N PADDOCK	10/30/2008	3/12/2009	100-WATER	53.18	200-SEWER	40.35	
				300-GARBAG	14.66	303-GARBAG	1.00	
				400-STORM	4.61	500-TAX	1.21	
				650-PENALT	4.60			
							BALANCE	119.61
11-0370-45-0	MENDOZA, VICTOR 1578 N PADDOCK	6/30/2010	8/09/2010	100-WATER	93.26	200-SEWER	70.46	
				300-GARBAG	22.59	400-STORM	6.73	
				500-TAX	1.86	650-PENALT	8.10	
							BALANCE	203.00
11-0370-47-0	LIMON, BRIDGETT 1578 N PADDOCK	12/30/2010	3/25/2011	100-WATER	25.21	200-SEWER	23.82	
				300-GARBAG	4.14	303-GARBAG	0.01	
				400-STORM	1.23	500-TAX	0.34	
							BALANCE	54.75
11-0380-03-0	HERNANDEZ, MARGARET 1580 N PADDOCK	9/30/2001	4/22/2002	100-WATER	71.73	200-SEWER	76.32	
				300-GARBAG	26.98	500-TAX	2.22	

SEQUENCE: ACCOUNT NUMBER

ALL ACCOUNTS

WRITE OFF DATES: 0/00/0000 THRU 99/99/9999

BALANCES: NON ZERO BALANCES

Item 4.

ACCOUNT NO	NAME	LAST	BAD DEBT					
	SERVICE ADDRESS	BILL	DATE					
				650-PENALT	4.94	700-SVC CH	16.40	BALANCE 198.59
11-0380-04-0	LOWE, MARGRET 1580 N PADDOCK	12/30/2001	4/22/2002	100-WATER 300-GARBAG	20.41 15.82	200-SEWER 500-TAX	20.59 1.30	BALANCE 58.12
11-0380-05-0	FLORES, ROBERTO GONZALE 1580 N PADDOCK	7/30/2004	2/07/2005	100-WATER 300-GARBAG 500-TAX	45.05 23.06 1.90	200-SEWER 400-STORM 650-PENALT	45.44 6.63 3.81	BALANCE 125.89
11-0380-07-0	TATE, EVELYN EASON 1580 N PADDOCK	12/30/2004	6/22/2005	100-WATER 300-GARBAG 500-TAX	55.58 14.50 1.19	200-SEWER 400-STORM	44.83 4.17	BALANCE 120.27
11-0380-09-0	MCLAIN, ANN MARIE 1580 N PADDOCK	7/30/2006	11/07/2006	100-WATER 300-GARBAG 400-STORM 650-PENALT	25.37 16.64 5.36 2.31	200-SEWER 303-GARBAG 500-TAX	31.58 0.45 1.37	BALANCE 83.08
11-0380-11-0	MCKEITHEN, MICHAEL ALAN 1580 N PADDOCK CONTRACT: 114 AMOUNT OWED:	6/30/2007	8/29/2007	100-WATER 300-GARBAG 400-STORM 650-PENALT	99.31 25.42 7.99 6.80	200-SEWER 303-GARBAG 500-TAX	73.90 0.58 2.10	BALANCE 216.10
11-0390-01-0	ROMO, ANTONIA 1545 N PADDOCK	3/30/2000	10/09/2000	100-WATER 300-GARBAG 650-PENALT	26.74 15.30 1.31	200-SEWER 500-TAX	29.16 1.26	BALANCE 73.77
11-0390-04-0	GIBSON, MAMIE 1545 N PADDOCK	5/30/2007	8/29/2007	100-WATER 300-GARBAG 400-STORM 650-PENALT	72.66 20.76 6.53 6.14	200-SEWER 303-GARBAG 500-TAX	76.64 0.40 1.72	BALANCE 184.85
11-0407-02-0	MICHAEL, KASEY LYNN 1816 N PADDOCK	7/30/2009	11/05/2009	100-WATER 300-GARBAG 400-STORM 650-PENALT	20.19 10.11 2.00 1.56	200-SEWER 303-GARBAG 500-TAX	30.74 0.10 0.83	BALANCE 65.53
11-0415-02-0	TORRISE, GREGORY 1690 N PADDOCK	11/30/2007	1/04/2008	100-WATER 300-GARBAG 400-STORM	30.21 18.43 5.80	200-SEWER 303-GARBAG 500-TAX	25.83 0.59 1.52	

SEQUENCE: ACCOUNT NUMBER

ALL ACCOUNTS

WRITE OFF DATES: 0/00/0000 THRU 99/99/9999

BALANCES: NON ZERO BALANCES

Item 4.

ACCOUNT NO	NAME	LAST	BAD DEBT					
	SERVICE ADDRESS	BILL	DATE					
				650-PENALT	0.84	706-TRANSF	7.95	
							BALANCE	91.17
11-0415-07-1	PARSONS, CHELSEA 1690 N PADDOCK	1/30/2012	2/21/2012	100-WATER	9.39	200-SEWER	8.11	
				300-GARBAG	8.76	303-GARBAG	0.20	
				400-STORM	2.56	500-TAX	0.72	
							BALANCE	29.74
11-0422-05-0	BONNETTE, SUSAN DAWN 1802 N PADDOCK	2/28/2013	5/29/2013	100-WATER	13.80	200-SEWER	12.68	
				300-GARBAG	4.59	303-GARBAG	0.12	
				400-STORM	1.34	500-TAX	0.38	
							BALANCE	32.91
11-0423-05-0	JACKSON, JR, DAN LEE 1804 N PADDOCK	1/30/2014	7/10/2014	100-WATER	46.91	200-SEWER	43.22	
				300-GARBAG	25.67	303-GARBAG	0.62	
				400-STORM	7.23	500-TAX	2.12	
				650-PENALT	3.24	710-OTF	20.00	
							BALANCE	149.01
11-0428-02-0	MAULDIN, BRANCE 1830 N PADDOCK	6/30/2006	11/07/2006	100-WATER	33.02	200-SEWER	33.78	
				300-GARBAG	10.35	303-GARBAG	0.26	
				400-STORM	2.22	500-TAX	0.85	
							BALANCE	80.48
11-0428-08-0	CANTRELL, ANGELINA 1830 N PADDOCK	6/30/2014	9/12/2014	100-WATER	29.28	200-SEWER	33.97	
				300-GARBAG	21.30	303-GARBAG	0.56	
				400-STORM	4.00	500-TAX	1.76	
							BALANCE	90.87
11-0440-13-0	KENDALL, JOANNE 650 LINGLEVILLE RD	1/30/2013	5/29/2013	100-WATER	43.77	200-SEWER	56.02	
				300-GARBAG	20.38	303-GARBAG	0.56	
				400-STORM	5.74	500-TAX	1.68	
				650-PENALT	3.38			
							BALANCE	131.53
11-0458-09-0	SOROLA, PAUL ANTHONY 1800 SPRUCEWOOD	6/30/2009	7/24/2009	100-WATER	51.15	200-SEWER	46.61	
				300-GARBAG	17.32	303-GARBAG	0.02	
				400-STORM	5.16	500-TAX	1.42	
				650-PENALT	3.68			
							BALANCE	125.36
11-0458-11-0	ROBERTSON, SANDRA 1800 SPRUCEWOOD	7/30/2012	10/23/2012	100-WATER	39.95	200-SEWER	46.11	
				300-GARBAG	19.89	303-GARBAG	0.48	
				400-STORM	5.60	500-TAX	1.64	
				650-PENALT	2.89			
							BALANCE	116.56
11-0459-01-0	BIESENBACH, MARY 1803 SPRUCEWOOD	4/30/2000	11/09/2000	100-WATER	36.76	200-SEWER	38.06	
				300-GARBAG	23.14	500-TAX	1.90	

SEQUENCE: ACCOUNT NUMBER

ALL ACCOUNTS

WRITE OFF DATES: 0/00/0000 THRU 99/99/9999

BALANCES: NON ZERO BALANCES

Item 4.

ACCOUNT NO	NAME	LAST	BAD DEBT					
	SERVICE ADDRESS	BILL	DATE					
				650-PENALT	3.08	700-SVC CH	30.87	
							BALANCE	133.81
11-0459-02-0	RENTERIA, LAURO J. 1803 SPRUCEWOOD	7/30/2001	4/22/2002	100-WATER	79.96	200-SEWER	97.38	
				300-GARBAG	25.55	500-TAX	2.10	
				650-PENALT	8.38	700-SVC CH	17.03	
							BALANCE	230.40
11-0463-00-0	COGBURN, MARIA R 1806 SPRUCEWOOD	9/30/2010	1/14/2011	100-WATER	71.36	200-SEWER	74.52	
				300-GARBAG	32.40	400-STORM	9.64	
				500-TAX	2.67	650-PENALT	6.63	
				707-DEL CH	20.00			
							BALANCE	217.22
11-0467-00-0	STEVENS, SHELLY 1811 SPRUCEWOOD	12/30/2002	6/13/2003	100-WATER	75.95	200-SEWER	55.80	
				300-GARBAG	24.11	400-STORM	6.93	
				500-TAX	1.98	650-PENALT	5.80	
				700-SVC CH	16.43			
							BALANCE	187.00
11-0467-07-0	MEDFORD, MARK DALE 1811 SPRUCEWOOD	6/30/2012	9/24/2012	100-WATER	26.11	200-SEWER	35.29	
				300-GARBAG	18.01	303-GARBAG	0.54	
				400-STORM	5.07	500-TAX	1.49	
				650-PENALT	1.93			
							BALANCE	88.44
11-0472-10-0	HOPKINS, SHERYL LYNN 318 WEDGEWOOD	5/30/2010	6/21/2010	100-WATER	31.03	200-SEWER	26.65	
				300-GARBAG	22.94	400-STORM	6.83	
				500-TAX	1.89	650-PENALT	3.92	
							BALANCE	93.26
11-0476-04-0	SELZ, CHESTON 231 MAPLE LN	8/30/2006	12/27/2006	100-WATER	17.03	200-SEWER	13.63	
				300-GARBAG	10.48	303-GARBAG	0.32	
				400-STORM	3.38	500-TAX	0.86	
				650-PENALT	0.67			
							BALANCE	46.37
11-0477-09-0	WHALLEY, NATHAN JAMES 233 MAPLE LN	11/30/2005	12/28/2005	100-WATER	126.54	200-SEWER	79.71	
				300-GARBAG	21.49	400-STORM	7.17	
				500-TAX	1.77	650-PENALT	11.16	
							BALANCE	247.84
11-0477-10-0	BAKER, JR, MELVIN LEE 233 MAPLE LN	9/30/2006	12/27/2006	100-WATER	71.17	200-SEWER	35.79	
				300-GARBAG	18.42	303-GARBAG	0.60	
				400-STORM	5.93	500-TAX	1.52	
				650-PENALT	3.99			
							BALANCE	137.42
11-0480-02-0	REESE, BRANDON 225 MAPLE LN	7/30/2005	8/29/2005	100-WATER	23.78	200-SEWER	22.80	
				300-GARBAG	10.25	400-STORM	3.42	

SEQUENCE: ACCOUNT NUMBER

ALL ACCOUNTS

WRITE OFF DATES: 0/00/0000 THRU 99/99/9999

BALANCES: NON ZERO BALANCES

Item 4.

ACCOUNT NO	NAME	LAST	BAD DEBT				
	SERVICE ADDRESS	BILL	DATE				
				500-TAX	0.84		
						BALANCE	61.09
11-0598-01-0	KING, RANDY 215 MAPLE LN	9/30/2003	4/15/2004	100-WATER	288.01	200-SEWER	29.87
				300-GARBAG	20.88	400-STORM	6.00
				500-TAX	1.72		
						BALANCE	346.48
11-0600-05-0	LEE, CORY 213 MAPLE LN	5/30/2010	6/21/2010	100-WATER	12.21	200-SEWER	17.49
				300-GARBAG	4.19	400-STORM	1.25
				500-TAX	0.34		
						BALANCE	35.48
11-0600-07-0	JESCHKE, DAWN 213 MAPLE LN	6/30/2012	9/24/2012	100-WATER	10.21	200-SEWER	23.17
				300-GARBAG	13.31	303-GARBAG	0.39
				400-STORM	3.75	500-TAX	1.10
				650-PENALT	0.67		
						BALANCE	52.60
11-0606-02-0	HUSTON, KRISTIN RASCHEL 206 MAPLE LN	9/30/2013	12/19/2013	100-WATER	70.05	200-SEWER	76.63
				300-GARBAG	23.68	303-GARBAG	0.47
				400-STORM	6.67	500-TAX	1.96
				650-PENALT	6.06		
						BALANCE	185.52
11-0700-00-0	HAYS, SUE 215 LINGLEVILLE RD	3/30/2001	10/17/2001	100-WATER	59.38	200-SEWER	171.56
				300-GARBAG	40.99	500-TAX	3.38
				650-PENALT	22.06	700-SVC CH	45.52
						BALANCE	342.89
11-0702-03-0	JACKSON, DEBRA VAUGHN 205 LINGLEVILLE RD	12/30/2004	6/22/2005	100-WATER	35.62	200-SEWER	28.51
				300-GARBAG	26.30	400-STORM	7.56
				500-TAX	2.17	650-PENALT	6.57
						BALANCE	106.73
11-0702-04-0	SANCHEZ, JAIME ENRIQUE 205 LINGLEVILLE RD	9/30/2005	12/28/2005	100-WATER	56.05	200-SEWER	45.01
				300-GARBAG	25.35	400-STORM	8.45
				500-TAX	2.08	650-PENALT	5.35
				700-SVC CH	20.00	701-CONN	20.00
						BALANCE	182.29
11-0708-00-0	QUICKIE GRO & DELI 1710 N GRAHAM	7/30/2001	4/22/2002	100-WATER	17.21	200-SEWER	18.59
				300-GARBAG	38.80	500-TAX	3.20
						BALANCE	77.80
11-0708-01-0	TAYLOR PETROLEUM CO STORE # 1710 N GRAHAM	1/30/2012	4/27/2012	100-WATER	53.70	200-SEWER	49.44
				300-GARBAG	626.68	303-GARBAG	15.94
				400-STORM	62.11	500-TAX	51.69
				650-PENALT	33.37		

SEQUENCE: ACCOUNT NUMBER

ALL ACCOUNTS

WRITE OFF DATES: 0/00/0000 THRU 99/99/9999

BALANCES: NON ZERO BALANCES

Item 4.

ACCOUNT NO	NAME	LAST	BAD DEBT					BALANCE
	SERVICE ADDRESS	BILL	DATE					
								892.93
11-0712-01-1	BROWN, MARCIE DEANN 1730 N GRAHAM	3/30/2003	1/31/2006	100-WATER	8.12	200-SEWER	7.95	
				300-GARBAG	7.97	400-STORM	2.29	
				500-TAX	0.66			
								BALANCE 26.99
11-0712-02-0	GARCIA, LOURDES 1730 N GRAHAM	2/29/2004	8/20/2004	100-WATER	24.46	200-SEWER	23.56	
				300-GARBAG	16.30	400-STORM	4.68	
				500-TAX	1.34	650-PENALT	0.73	
				700-SVC CH	4.43			
								BALANCE 75.50
11-0712-05-0	OUTLAW, DEBORAH 1730 N GRAHAM	3/30/2005	8/29/2005	100-WATER	86.97	200-SEWER	84.64	
				300-GARBAG	26.03	400-STORM	8.23	
				500-TAX	2.14	650-PENALT	9.28	
								BALANCE 217.29
11-0712-06-0	CAMPOS, MARIA 1730 N GRAHAM	3/30/2006	5/15/2006	100-WATER	58.64	200-SEWER	60.21	
				300-GARBAG	16.97	303-GARBAG	0.26	
				400-STORM	5.46	500-TAX	1.40	
				650-PENALT	5.95			
								BALANCE 148.89
11-0714-05-0	CONTRERAS, ARTURO 1740 N GRAHAM	11/30/2010	3/25/2011	100-WATER	39.45	200-SEWER	47.75	
				300-GARBAG	18.72	400-STORM	7.43	
				500-TAX	1.54	650-PENALT	3.17	
								BALANCE 118.06
11-0730-01-0	FALKNER, GLENDA 1780 N GRAHAM	11/30/2001	4/22/2002	100-WATER	72.41	200-SEWER	43.91	
				300-GARBAG	25.28	500-TAX	2.09	
				650-PENALT	5.64	700-SVC CH	15.97	
								BALANCE 165.30
11-0840-07-0	CHANEY, PATSY 1719 N GRAHAM	3/30/2010	6/21/2010	100-WATER	39.51	200-SEWER	41.41	
				300-GARBAG	22.46	400-STORM	6.69	
				500-TAX	1.85	650-PENALT	1.99	
				707-DEL CH	20.00			
								BALANCE 133.91
11-0840-08-0	KELLEY, LEVI 1719 N GRAHAM	6/30/2010	10/12/2010	100-WATER	62.48	200-SEWER	56.38	
				300-GARBAG	25.85	400-STORM	7.69	
				500-TAX	2.12	650-PENALT	7.53	
								BALANCE 162.05
***** BOOK TOTALS ***** ACCTS: 138				100-WATER	7,373.24	102-WATER	136.12	
				200-SEWER	6,209.15	300-GARBAG	3,602.26	
				303-GARBAG	41.71	400-STORM	637.84	
				500-TAX	292.97	650-PENALT	625.34	
				700-SVC CH	846.83	701-CONN	35.11	
				702-DEL CH	46.69	706-TRANSF	8.65	
				707-DEL CH	80.00	710-OTF	20.00	

SEQUENCE: ACCOUNT NUMBER

ALL ACCOUNTS

WRITE OFF DATES: 0/00/0000 THRU 99/99/9999

BALANCES: NON ZERO BALANCES

Item 4.

ACCOUNT NO	----- NAME -----	LAST	BAD DEBT	
	----- SERVICE ADDRESS -----	BILL	DATE	
				BALANCE 19,955.91

SEQUENCE: ACCOUNT NUMBER

ALL ACCOUNTS

WRITE OFF DATES: 0/00/0000 THRU 99/99/9999

BALANCES: NON ZERO BALANCES

Item 4.

ACCOUNT NO	NAME	LAST	BAD DEBT					
	SERVICE ADDRESS	BILL	DATE					
14-0004-07-0	PHELPS, PAUL 458 N CLINTON	5/30/2004	7/08/2004	100-WATER	30.84	200-SEWER	29.36	
				300-GARBAG	24.99	400-STORM	7.18	
				500-TAX	2.06	650-PENALT	2.28	
							BALANCE	96.71
14-0004-08-0	MAYHALL, BETTY 458 N CLINTON	1/30/2005	4/18/2005	100-WATER	34.42	200-SEWER	27.60	
				300-GARBAG	20.06	400-STORM	5.76	
				500-TAX	1.65	700-SVC CH	42.85	
							BALANCE	132.34
14-0004-12-0	HUBBARD, MEGAN 458 N CLINTON	2/28/2010	6/21/2010	100-WATER	10.45	200-SEWER	8.79	
				300-GARBAG	9.58	400-STORM	2.85	
				500-TAX	0.79			
							BALANCE	32.46
14-0008-02-0	FERGUSON, ALAN 480 N CLINTON	7/30/2002	12/02/2002	100-WATER	87.69	200-SEWER	76.17	
				300-GARBAG	28.19	500-TAX	2.32	
				650-PENALT	7.39			
							BALANCE	201.76
14-0008-11-0	ISHAM, MARK DAVID 480 N CLINTON	6/30/2007	8/29/2007	100-WATER	9.50	200-SEWER	16.14	
				300-GARBAG	3.03	303-GARBAG	0.07	
				400-STORM	0.95	500-TAX	0.25	
							BALANCE	29.94
14-0014-00-0	SUGGS, JESSICA 964 W SLOAN	8/30/1999	9/23/1999	100-WATER	59.99	200-SEWER	74.21	
				300-GARBAG	31.91	500-TAX	2.63	
				650-PENALT	10.69	700-SVC CH	21.56	
							BALANCE	200.99
14-0014-10-0	AGUILAR, TERESA JEAN 964 W SLOAN	11/30/2006	2/13/2007	100-WATER	99.29	200-SEWER	62.98	
				300-GARBAG	24.43	303-GARBAG	0.64	
				400-STORM	7.86	500-TAX	2.02	
				650-PENALT	14.36	700-SVC CH	25.89	
							BALANCE	237.47
14-0030-09-0	LOCKHART, LONI 1030 W SLOAN	9/30/2006	12/27/2006	100-WATER	34.94	200-SEWER	28.86	
				300-GARBAG	16.89	303-GARBAG	0.56	
				400-STORM	5.44	500-TAX	1.39	
							BALANCE	88.08
14-0036-00-0	FOWLER, DUSTIN 1046 W SLOAN	7/30/2000	2/09/2001	100-WATER	27.74	200-SEWER	29.19	
				300-GARBAG	14.65	500-TAX	1.20	
							BALANCE	72.78
14-0036-08-0	PATTERSON, MICHAEL TRAVIS 1046 W SLOAN	2/28/2009	5/22/2009	100-WATER	29.22	200-SEWER	24.85	
				300-GARBAG	16.20	303-GARBAG	0.09	
				400-STORM	5.10	500-TAX	1.34	

SEQUENCE: ACCOUNT NUMBER

ALL ACCOUNTS

WRITE OFF DATES: 0/00/0000 THRU 99/99/9999

BALANCES: NON ZERO BALANCES

Item 4.

ACCOUNT NO	NAME	LAST	BAD DEBT					
	SERVICE ADDRESS	BILL	DATE					
				650-PENALT	1.39			BALANCE 78.19
14-0040-00-0	SPEER, VICTORIA 1050 W SLOAN	1/30/2001	2/09/2001	100-WATER 300-GARBAG 650-PENALT	67.07 31.02 14.56	200-SEWER 500-TAX 700-SVC CH	93.02 2.56 71.14	BALANCE 279.37
14-0044-00-0	HOHENBERGER, MEREDITH ANNE 1060 A W SLOAN	1/30/2003	10/15/2003	100-WATER 300-GARBAG 500-TAX	15.68 14.02 1.16	200-SEWER 400-STORM	15.55 4.03	BALANCE 50.44
14-0044-09-0	DUNNAM, RACHELE MARIE 1060 A W SLOAN	9/30/2007	10/12/2007	100-WATER 300-GARBAG 400-STORM 650-PENALT	28.83 16.01 5.04 1.67	200-SEWER 303-GARBAG 500-TAX	23.12 0.43 1.33	BALANCE 76.43
14-0044-18-0	JUAREZ, MARCOS ANTIONO 1060 A W SLOAN	1/30/2011	2/25/2011	100-WATER 300-GARBAG 400-STORM 650-PENALT	26.16 15.61 4.65 0.69	200-SEWER 303-GARBAG 500-TAX	23.15 0.05 1.29	BALANCE 71.60
14-0046-12-0	TIVIS, KRISTOPHER 1060 B W SLOAN	8/30/2004	2/07/2005	100-WATER 300-GARBAG 500-TAX	222.50 25.58 2.10	200-SEWER 400-STORM 650-PENALT	68.60 7.35 5.86	BALANCE 331.99
14-0046-15-0	WOLF, DWAYNE LEE 1060 B W SLOAN	6/30/2005	7/15/2005	100-WATER 300-GARBAG 500-TAX	8.97 6.82 0.56	200-SEWER 400-STORM	7.15 2.28	BALANCE 25.78
14-0046-23-0	MORI, ALEXANDER 1060 B W SLOAN	10/30/2012	12/13/2012	100-WATER 300-GARBAG 400-STORM 650-PENALT	17.04 12.45 3.51 0.35	200-SEWER 303-GARBAG 500-TAX	15.12 0.37 1.03	BALANCE 49.87
14-0046-26-0	LINTHICUM, BRADLEY HEATH 1060 B W SLOAN	8/30/2013	11/15/2013	100-WATER 300-GARBAG 400-STORM 650-PENALT	12.31 10.67 3.01 0.01	200-SEWER 303-GARBAG 500-TAX	10.64 0.21 0.88	BALANCE 37.73
14-0048-05-0	MCLEMORE, MARCUS 1068 A W SLOAN	1/30/2005	6/23/2011	100-WATER 300-GARBAG	30.96 13.69	200-SEWER 400-STORM	24.88 4.45	

SEQUENCE: ACCOUNT NUMBER

ALL ACCOUNTS

WRITE OFF DATES: 0/00/0000 THRU 99/99/9999

BALANCES: NON ZERO BALANCES

Item 4.

ACCOUNT NO	NAME	LAST	BAD DEBT					
	SERVICE ADDRESS	BILL	DATE					
				500-TAX	1.13	650-PENALT	0.95	
							BALANCE	76.06
14-0056-03-0	HILL, JERROD LEE 538 N OLLIE	1/30/2005	7/15/2005	100-WATER	26.90	200-SEWER	21.63	
				300-GARBAG	13.30	400-STORM	3.82	
				500-TAX	1.10			
							BALANCE	66.75
14-0058-04-0	STARNES, CURTIS 548 N OLLIE	10/30/2003	4/15/2004	100-WATER	75.29	200-SEWER	99.96	
				300-GARBAG	32.86	400-STORM	9.44	
				500-TAX	2.71	650-PENALT	14.28	
							BALANCE	234.54
14-0058-06-0	KREITER, MEGAN 548 N OLLIE	7/30/2006	11/07/2006	100-WATER	36.55	200-SEWER	38.36	
				300-GARBAG	26.47	303-GARBAG	0.71	
				400-STORM	8.51	500-TAX	2.18	
				650-PENALT	3.81			
							BALANCE	116.59
14-0058-12-0	TAYLOR, AMANDA 548 N OLLIE	8/30/2013	11/15/2013	100-WATER	30.48	200-SEWER	26.66	
				300-GARBAG	16.69	303-GARBAG	0.35	
				400-STORM	4.70	500-TAX	1.38	
				650-PENALT	2.83			
							BALANCE	83.09
14-0058-13-0	AMEND, MADISON 548 N OLLIE	9/30/2014	10/24/2014	100-WATER	23.50	200-SEWER	18.38	
				300-GARBAG	14.35	303-GARBAG	0.35	
				400-STORM	3.80	500-TAX	1.19	
				650-PENALT	0.72			
							BALANCE	62.29
14-0062-00-0	PRIER, KENNETH 1111 W VANDERBILT	11/30/1999	6/09/2000	100-WATER	17.38	200-SEWER	38.53	
				300-GARBAG	13.78	500-TAX	1.14	
							BALANCE	70.83
14-0062-07-0	PENNINGTON, PHILLIP 1111 W VANDERBILT	10/30/2003	4/15/2004	100-WATER	75.36	200-SEWER	69.90	
				300-GARBAG	24.97	400-STORM	7.18	
				500-TAX	2.06	650-PENALT	6.41	
							BALANCE	185.88
14-0064-03-0	MCCLARAN, AMANDA 1109 W VANDERBILT	8/30/2004	2/07/2005	100-WATER	66.25	200-SEWER	67.47	
				300-GARBAG	30.84	400-STORM	8.86	
				500-TAX	2.54	650-PENALT	6.09	
							BALANCE	182.05
14-0064-06-0	MORRIS, WILLIAM 1109 W VANDERBILT	6/30/2008	7/17/2008	100-WATER	38.26	200-SEWER	38.48	
				300-GARBAG	17.94	303-GARBAG	1.35	
				400-STORM	5.64	500-TAX	1.48	
				650-PENALT	2.68			

SEQUENCE: ACCOUNT NUMBER

ALL ACCOUNTS

WRITE OFF DATES: 0/00/0000 THRU 99/99/9999

BALANCES: NON ZERO BALANCES

Item 4.

ACCOUNT NO	NAME	LAST	BAD DEBT					
	SERVICE ADDRESS	BILL	DATE					BALANCE
								105.83
14-0064-11-0	RAY, DONNIE 1109 W VANDERBILT	2/29/2012	5/23/2012	100-WATER	32.63	200-SEWER	40.92	
				300-GARBAG	13.29	303-GARBAG	0.32	
				400-STORM	3.81	500-TAX	1.10	
				650-PENALT	1.95			
								BALANCE 94.02
14-0068-00-0	DENSON, ROSA 632 N OLLIE	11/30/2003	5/28/2004	100-WATER	19.90	200-SEWER	20.51	
				300-GARBAG	16.70	400-STORM	4.80	
				500-TAX	1.38			
								BALANCE 63.29
14-0070-09-0	CARVER, CATHERINE 668 N OLLIE	12/30/2003	5/28/2004	100-WATER	34.07	200-SEWER	33.20	
				300-GARBAG	9.79	400-STORM	2.81	
				500-TAX	0.80	650-PENALT	1.16-	
								BALANCE 79.51
14-0074-07-0	CRIDER, DANIELLE KRISTA 1094 W VANDERBILT	5/30/2012	6/20/2012	100-WATER	13.50	200-SEWER	11.86	
				300-GARBAG	11.52	303-GARBAG	0.36	
				400-STORM	3.25	500-TAX	0.95	
				650-PENALT	0.21			
								BALANCE 41.65
14-0090-05-0	MURRAY, JESSICA 1038 W VANDERBILT	8/30/2005	11/23/2005	100-WATER	12.72	200-SEWER	10.20	
				300-GARBAG	6.59	400-STORM	2.20	
				500-TAX	0.54			
								BALANCE 32.25
14-0092-06-0	KELLY, ROSE 1036 W VANDERBILT	8/30/2005	9/29/2005	100-WATER	300.66	200-SEWER	120.20	
				300-GARBAG	29.14	400-STORM	9.72	
				500-TAX	2.40	650-PENALT	26.78	
								BALANCE 488.90
14-0096-05-0	VICTORY, TARESA BURNS 1028 W VANDERBILT	1/30/2010	5/25/2010	100-WATER	16.51	200-SEWER	13.91	
				300-GARBAG	14.26	400-STORM	4.24	
				500-TAX	1.18	650-PENALT	0.48	
								BALANCE 50.58
14-0098-02-0	HOLMES, CHRISTINA 1026 W VANDERBILT	3/30/2000	10/09/2000	100-WATER	24.56	200-SEWER	29.67	
				300-GARBAG	22.90	500-TAX	1.88	
				650-PENALT	2.34	700-SVC CH	29.68	
								BALANCE 111.03
14-0098-04-0	SALES, DREXEL KEITH 1026 W VANDERBILT	11/30/2002	6/13/2003	100-WATER	31.27	200-SEWER	31.01	
				300-GARBAG	27.97	400-STORM	8.04	
				500-TAX	2.30	650-PENALT	4.92	
				700-SVC CH	13.94			
								BALANCE 119.45

SEQUENCE: ACCOUNT NUMBER

ALL ACCOUNTS

WRITE OFF DATES: 0/00/0000 THRU 99/99/9999

BALANCES: NON ZERO BALANCES

Item 4.

ACCOUNT NO	NAME	LAST	BAD DEBT				
	SERVICE ADDRESS	BILL	DATE				
14-0098-06-0	DEWEES, PAIGE 1026 W VANDERBILT	9/30/2005	12/28/2005	100-WATER	20.30	200-SEWER	14.42
				300-GARBAG	9.26	400-STORM	3.09
				500-TAX	0.76		
							BALANCE 47.83
14-0106-00-0	BARNES, MICHAEL 1009 W VANDERBILT	8/30/1999	3/09/2000	100-WATER	24.11	200-SEWER	43.48
				300-GARBAG	15.55	500-TAX	1.28
							BALANCE 84.42
14-0108-03-0	JACKSON, JARRED 629 N CLINTON	11/30/2000	1/09/2001	100-WATER	284.56	200-SEWER	89.17
				300-GARBAG	26.34	500-TAX	2.17
				650-PENALT	15.46	700-SVC CH	18.62
							BALANCE 436.32
14-0110-00-0	GARCIA, NATHAN 643 N CLINTON	11/30/1999	4/10/2000	100-WATER	30.02	200-SEWER	34.46
				300-GARBAG	24.10	500-TAX	1.98
				650-PENALT	2.52	700-SVC CH	54.09
							BALANCE 147.17
14-0110-03-0	SANCHEZ, CHARLENE 643 N CLINTON	7/30/2000	2/09/2001	100-WATER	12.60	200-SEWER	21.53
				300-GARBAG	10.80	500-TAX	0.89
							BALANCE 45.82
14-0116-02-0	FRAUSTO, LOUINDA 675 N CLINTON	11/30/2002	6/13/2003	100-WATER	57.52	200-SEWER	48.72
				300-GARBAG	31.67	400-STORM	9.10
				500-TAX	2.61	650-PENALT	8.34
				700-SVC CH	32.28		
							BALANCE 190.24
14-0116-03-0	HERNANDEZ, DAVID GARCIA 675 N CLINTON	5/30/2003	11/13/2003	100-WATER	55.97	200-SEWER	78.17
				300-GARBAG	41.36	400-STORM	11.89
				500-TAX	3.40	650-PENALT	4.17
							BALANCE 194.96
14-0126-04-0	WHITT, AMANDA LOUISE 765 N CLINTON	1/30/2013	5/29/2013	100-WATER	28.16	200-SEWER	25.68
				300-GARBAG	16.95	303-GARBAG	0.46
				400-STORM	4.77	500-TAX	1.40
				650-PENALT	2.16		
							BALANCE 79.58
14-0128-01-0	RHODES, ELIZABETH 771 N CLINTON	2/28/2010	6/21/2010	100-WATER	17.54	200-SEWER	28.03
				300-GARBAG	11.17	400-STORM	3.33
	CONTRACT: 114	AMOUNT OWED:	0.00	500-TAX	0.92		
							BALANCE 60.99
14-0134-04-0	SPARKS, TROY 1021 W SHIRLEY	1/30/2004	7/08/2004	100-WATER	18.93	200-SEWER	18.02
				300-GARBAG	15.34	400-STORM	4.41
				500-TAX	1.26		

SEQUENCE: ACCOUNT NUMBER

ALL ACCOUNTS

WRITE OFF DATES: 0/00/0000 THRU 99/99/9999

BALANCES: NON ZERO BALANCES

Item 4.

ACCOUNT NO	NAME	LAST	BAD DEBT						
	SERVICE ADDRESS	BILL	DATE						
								BALANCE	57.96
14-0134-05-0	JOLLEY, APRIL 1021 W SHIRLEY	5/30/2004	5/28/2004	100-WATER	36.55	200-SEWER	35.17		
				300-GARBAG	25.25	400-STORM	7.26		
				500-TAX	2.08	650-PENALT	2.98		
								BALANCE	109.29
14-0134-06-0	FUENTES, JR, LORENZO 1021 W SHIRLEY	7/30/2004	8/20/2004	100-WATER	59.73	200-SEWER	48.80		
				300-GARBAG	22.98	400-STORM	6.60		
				500-TAX	1.89	650-PENALT	1.14		
								BALANCE	141.14
14-0134-07-0	JERNIGAN, AARON 1021 W SHIRLEY	12/30/2004	4/18/2005	100-WATER	70.83	200-SEWER	56.94		
				300-GARBAG	33.10	400-STORM	9.51		
				500-TAX	2.72	650-PENALT	11.88		
								BALANCE	184.98
14-0134-08-0	HEFNER, NATHAN ANDREW 1021 W SHIRLEY	11/30/2005	12/28/2005	100-WATER	54.74	200-SEWER	43.88		
				300-GARBAG	29.23	400-STORM	9.74		
				500-TAX	2.41	650-PENALT	6.04		
								BALANCE	146.04
14-0134-11-0	BAILEY, SAMMIRA LANELL 1021 W SHIRLEY	4/30/2011	7/26/2011	100-WATER	13.92	200-SEWER	9.04		
				300-GARBAG	5.19	303-GARBAG	0.14		
				400-STORM	1.52	500-TAX	0.43		
								BALANCE	30.24
14-0136-07-0	BARTON, THOMAS MATTHEW 791 N CLINTON	12/30/2006	3/27/2007	100-WATER	21.63	200-SEWER	15.16		
				300-GARBAG	7.47	303-GARBAG	0.13		
				400-STORM	2.41	500-TAX	0.62		
				650-PENALT	0.68				
								BALANCE	48.10
14-0138-02-0	O'KEEFFE, PHILLIP 810 N CLINTON	9/30/2004	4/18/2005	100-WATER	45.99	200-SEWER	38.92		
				300-GARBAG	22.80	400-STORM	6.55		
				500-TAX	1.88	650-PENALT	3.62		
								BALANCE	119.76
14-0138-04-0	COTTON, MICHAEL WAYNE 810 N CLINTON	11/30/2007	2/28/2008	100-WATER	163.05	200-SEWER	107.21		
				300-GARBAG	29.05	303-GARBAG	0.91		
				400-STORM	9.13	500-TAX	2.40		
				650-PENALT	22.72				
								BALANCE	334.47
14-0138-07-0	MORENO, JONATHAN 810 N CLINTON	6/30/2010	10/12/2010	100-WATER	40.89	200-SEWER	36.33		
				300-GARBAG	18.18	400-STORM	5.41		
				500-TAX	1.50	650-PENALT	2.97		
								BALANCE	105.28
14-0138-08-0	DAVIS, JENNIFER JAYE 810 N CLINTON	10/30/2010	12/02/2010	100-WATER	1,033.01	200-SEWER	55.51		
				300-GARBAG	31.33	400-STORM	9.32		

SEQUENCE: ACCOUNT NUMBER

ALL ACCOUNTS

WRITE OFF DATES: 0/00/0000 THRU 99/99/9999

BALANCES: NON ZERO BALANCES

Item 4.

ACCOUNT NO	NAME	LAST	BAD DEBT					
	SERVICE ADDRESS	BILL	DATE					
				500-TAX	2.58	650-PENALT	71.99	
							BALANCE	1,203.74
14-0138-11-0	RUIZ, FELIX 810 N CLINTON	3/30/2012	4/27/2012	100-WATER	69.68	200-SEWER	64.94	
				300-GARBAG	23.06	303-GARBAG	0.62	
				400-STORM	6.55	500-TAX	1.90	
				650-PENALT	4.52			
							BALANCE	171.27
14-0145-01-0	ROAN, HAROLD 860 N CLINTON	6/30/2002	10/18/2002	100-WATER	33.29	200-SEWER	36.24	
				300-GARBAG	15.66	500-TAX	1.29	
							BALANCE	86.48
14-0146-03-0	BROOKS, DUSTIN 863 N CLINTON	1/30/2005	4/18/2005	100-WATER	78.59	200-SEWER	33.15	
				300-GARBAG	18.80	400-STORM	5.40	
				500-TAX	1.55	650-PENALT	11.46	
				700-SVC CH	20.04			
							BALANCE	168.99
14-0146-06-0	PATE, TODD 863 N CLINTON	7/30/2005	8/29/2005	100-WATER	38.31	200-SEWER	30.75	
				300-GARBAG	18.93	400-STORM	6.31	
				500-TAX	1.56	650-PENALT	3.87	
							BALANCE	99.73
14-0146-15-0	VANDENBERG, SARAH MAE 863 N CLINTON	8/30/2012	12/13/2012	100-WATER	17.09	200-SEWER	16.15	
				300-GARBAG	5.19	303-GARBAG	0.11	
				400-STORM	1.52	500-TAX	0.43	
							BALANCE	40.49
14-0156-04-0	JEFFERS, ANDREA/GLENN 942 W FREY	2/28/2003	10/15/2003	100-WATER	19.47	200-SEWER	28.34	
				300-GARBAG	12.25	400-STORM	3.52	
				500-TAX	1.01	700-SVC CH	5.91	
							BALANCE	70.50
14-0156-12-0	VOLPITTA, KASEY DAWN 942 W FREY	8/30/2010	1/14/2011	100-WATER	19.84	200-SEWER	17.85	
				300-GARBAG	6.47	400-STORM	1.93	
				500-TAX	0.53			
							BALANCE	46.62
14-0156-13-0	SNIPES, JOHN P 942 W FREY	6/30/2011	7/26/2011	100-WATER	62.60	200-SEWER	66.17	
				300-GARBAG	22.18	303-GARBAG	0.71	
				400-STORM	6.48	500-TAX	1.83	
				650-PENALT	8.36			
							BALANCE	168.33
14-0158-04-0	THORP, BECKY JEAN 924 W FREY	2/28/2005	7/15/2005	100-WATER	26.67	200-SEWER	21.42	
				300-GARBAG	12.06	400-STORM	3.82	
				500-TAX	1.00			
							BALANCE	64.97

SEQUENCE: ACCOUNT NUMBER

ALL ACCOUNTS

WRITE OFF DATES: 0/00/0000 THRU 99/99/9999

BALANCES: NON ZERO BALANCES

Item 4.

ACCOUNT NO	NAME	LAST	BAD DEBT				
	SERVICE ADDRESS	BILL	DATE				
14-0158-05-0	COTTON, SHANNON 924 W FREY	7/30/2005	8/29/2005	100-WATER	45.37	200-SEWER	41.02
				300-GARBAG	25.90	400-STORM	8.63
				500-TAX	2.13	650-PENALT	3.87
							BALANCE 126.92
14-0158-10-0	JACK, JUDITH LYNN 924 W FREY	10/30/2008	3/12/2009	100-WATER	461.42	200-SEWER	51.89
				300-GARBAG	25.11	303-GARBAG	1.81
				400-STORM	7.90	500-TAX	2.08
				650-PENALT	7.25	700-SVC CH	17.36
							BALANCE 574.82
14-0158-13-0	MITCHELL, ANNA 924 W FREY	10/30/2010	2/25/2011	100-WATER	46.04	200-SEWER	38.93
				300-GARBAG	16.27	400-STORM	4.84
				500-TAX	1.34	650-PENALT	2.46
							BALANCE 109.88
14-0158-14-0	BENSLEY, LYLE 924 W FREY	7/30/2011	10/24/2011	100-WATER	93.90	200-SEWER	87.26
				300-GARBAG	22.69	303-GARBAG	0.69
				400-STORM	6.75	500-TAX	1.87
				650-PENALT	4.38		
							BALANCE 217.54
14-0162-12-0	RUSSELL, INDIA MARLANE 872 W FREY	3/30/2014	7/10/2014	100-WATER	22.63	200-SEWER	20.09
				300-GARBAG	16.06	303-GARBAG	0.35
				400-STORM	4.29	500-TAX	1.33
				650-PENALT	0.88		
							BALANCE 65.63
14-0164-04-0	ROBINSON, LORI A 854 W FREY	5/30/2003	11/13/2003	100-WATER	40.18	200-SEWER	39.67
				300-GARBAG	16.76	400-STORM	4.82
				500-TAX	1.38	650-PENALT	0.58
							BALANCE 103.39
14-0164-06-0	GUTZMAN, CHARLES ROBERT 854 W FREY	12/30/2003	5/28/2004	100-WATER	42.67	200-SEWER	41.64
				300-GARBAG	21.70	400-STORM	6.24
				500-TAX	1.79	650-PENALT	4.10
							BALANCE 118.14
14-0164-16-0	LOPEZ, ASHLELY 854 W FREY	12/30/2010	2/25/2011	100-WATER	23.83	200-SEWER	20.54
				300-GARBAG	17.46	303-GARBAG	0.03
				400-STORM	5.20	500-TAX	1.44
				650-PENALT	1.51		
							BALANCE 70.01
14-0168-03-0	DAVIDSON, CINDY/LYNN 820 W FREY	1/30/2002	6/20/2002	100-WATER	56.33	200-SEWER	59.02
				300-GARBAG	28.22	500-TAX	2.32
				650-PENALT	3.63	700-SVC CH	35.51
							BALANCE 185.03

SEQUENCE: ACCOUNT NUMBER

ALL ACCOUNTS

WRITE OFF DATES: 0/00/0000 THRU 99/99/9999

BALANCES: NON ZERO BALANCES

Item 4.

ACCOUNT NO	NAME	LAST	BAD DEBT				
	SERVICE ADDRESS	BILL	DATE				
14-0172-03-0	HUDGEBETH, MARIE 814 W FREY	6/30/2004	2/07/2005	100-WATER	78.68	200-SEWER	81.13
				300-GARBAG	26.93	400-STORM	7.74
				500-TAX	2.22	650-PENALT	6.55
							BALANCE 203.25
14-0180-03-0	BUNCH, HOLBERT 790 N MCCART	10/30/2002	4/17/2003	100-WATER	42.61	200-SEWER	50.04
				300-GARBAG	23.25	400-STORM	6.68
				500-TAX	1.92	650-PENALT	3.13
							BALANCE 127.63
14-0184-00-0	STEPHENS, JASON 780 N MCCART	9/30/1999	4/10/2000	100-WATER	11.24	200-SEWER	15.12
				300-GARBAG	11.20	500-TAX	0.92
				700-SVC CH	7.53		
							BALANCE 46.01
14-0186-12-0	BROWN, STARSHA 769 N MCCART	10/30/2006	2/13/2007	100-WATER	59.33	200-SEWER	47.66
				300-GARBAG	26.64	303-GARBAG	0.92
				400-STORM	8.58	500-TAX	2.20
				650-PENALT	4.94		
							BALANCE 150.27
14-0186-16-0	ESTRADA, DOMINGO 769 N MCCART	8/30/2010	12/02/2010	100-WATER	37.95	200-SEWER	57.08
				300-GARBAG	19.56	400-STORM	5.82
				500-TAX	1.61	650-PENALT	3.12
							BALANCE 125.14
14-0195-05-0	BEST, JESSICA M. 716 N MCCART	5/30/2003	11/13/2003	100-WATER	29.16	200-SEWER	35.14
				300-GARBAG	32.76	400-STORM	9.41
				500-TAX	2.70	650-PENALT	5.87
							BALANCE 115.04
14-0195-06-0	PERKINS, ELIZABETH ELAIN 716 N MCCART	10/30/2003	4/15/2004	100-WATER	41.71	200-SEWER	40.51
				300-GARBAG	23.65	400-STORM	6.80
				500-TAX	1.95	650-PENALT	4.90
							BALANCE 119.52
14-0196-03-0	WILSON, STEPHENNIE 714 N MCCART	9/30/2004	4/18/2005	100-WATER	52.17	200-SEWER	35.17
				300-GARBAG	31.12	400-STORM	8.94
				500-TAX	2.57	650-PENALT	3.79
							BALANCE 133.76
14-0208-09-0	PEREZ, PETER 729 W SHIRLEY	2/28/2014	7/10/2014	100-WATER	33.32	200-SEWER	28.78
				300-GARBAG	32.64	303-GARBAG	0.75
				400-STORM	6.00	500-TAX	2.70
				650-PENALT	3.35	707-DEL CH	30.00
							BALANCE 137.54
14-0210-00-1	BUMGARDNER, TINA M 745 W SHIRLEY	9/30/2003	12/28/2005	100-WATER	88.08	200-SEWER	67.78
				300-GARBAG	30.46	400-STORM	7.44

SEQUENCE: ACCOUNT NUMBER

ALL ACCOUNTS

WRITE OFF DATES: 0/00/0000 THRU 99/99/9999

BALANCES: NON ZERO BALANCES

Item 4.

ACCOUNT NO	NAME	LAST	BAD DEBT					
	SERVICE ADDRESS	BILL	DATE					
				500-TAX	2.50	650-PENALT	13.85	
							BALANCE	210.11
14-0212-10-0	PELFREY, CHRISTOPHER MAT 765 W SHIRLEY	9/30/2009	1/14/2010	100-WATER	31.10	200-SEWER	26.47	
				300-GARBAG	16.75	303-GARBAG	0.08	
				400-STORM	4.99	500-TAX	1.38	
				650-PENALT	2.44			
							BALANCE	83.21
14-0212-12-0	NICHOLAS, FRANK ANTHONY 765 W SHIRLEY	3/30/2011	6/23/2011	100-WATER	22.32	200-SEWER	19.96	
				300-GARBAG	17.67	303-GARBAG	0.30	
				400-STORM	3.50	500-TAX	1.46	
							BALANCE	65.21
14-0214-00-0	CASTRO, MARTIN 807 W SHIRLEY	7/30/2002	12/02/2002	100-WATER	19.38	200-SEWER	16.85	
				300-GARBAG	12.18	500-TAX	1.00	
							BALANCE	49.41
14-0215-03-0	BETTS, JANET LONNETTA 825 W SHIRLEY	2/28/2009	5/22/2009	100-WATER	9.58	200-SEWER	12.61	
				300-GARBAG	8.23	303-GARBAG	0.01	
				400-STORM	2.59	500-TAX	0.67	
				650-PENALT	0.13			
							BALANCE	33.82
14-0215-06-0	LANE, KRISTIN 825 W SHIRLEY	9/30/2011	1/16/2012	100-WATER	9.53	200-SEWER	12.16	
				300-GARBAG	6.24	303-GARBAG	0.16	
				400-STORM	1.82	500-TAX	0.51	
							BALANCE	30.42
14-0215-09-0	ELLIS, JENNIFER LEIGH 825 W SHIRLEY	6/30/2014	9/12/2014	100-WATER	47.45	200-SEWER	63.98	
				300-GARBAG	21.73	303-GARBAG	0.57	
	CONTRACT: CTC	AMOUNT OWED:	0.00	400-STORM	6.12	500-TAX	1.80	
				650-PENALT	3.49			
							BALANCE	145.14
14-0224-03-0	JONES, JOSH 943 W SHIRLEY	8/30/2002	2/24/2003	100-WATER	80.63	200-SEWER	97.46	
				300-GARBAG	30.04	500-TAX	2.47	
				650-PENALT	6.08	700-SVC CH	16.77	
							BALANCE	233.45
14-0224-05-0	GATEWOOD, JULIA ANN 943 W SHIRLEY	6/30/2005	11/23/2005	100-WATER	68.27	200-SEWER	47.05	
				300-GARBAG	20.36	400-STORM	6.78	
				500-TAX	1.67	650-PENALT	5.73	
							BALANCE	149.86
14-0224-07-0	TURNER, MICHAEL 943 W SHIRLEY	12/30/2005	3/24/2006	102-WATER	256.43	200-SEWER	7.49	
				300-GARBAG	5.80	400-STORM	1.93	
				500-TAX	0.48			
							BALANCE	272.13

SEQUENCE: ACCOUNT NUMBER

ALL ACCOUNTS

WRITE OFF DATES: 0/00/0000 THRU 99/99/9999

BALANCES: NON ZERO BALANCES

Item 4.

ACCOUNT NO	NAME	LAST	BAD DEBT				
	SERVICE ADDRESS	BILL	DATE				
14-0224-11-0	MCLELLAN, TONIA 943 W SHIRLEY	1/30/2008	4/21/2008	100-WATER	57.17	200-SEWER	45.98
				300-GARBAG	21.41	303-GARBAG	0.86
				400-STORM	6.73	500-TAX	1.77
				650-PENALT	3.66		
							BALANCE 137.58
14-0224-13-0	COLLINS, CODY 923 W SHIRLEY	10/30/2009	11/05/2009	100-WATER	28.70	200-SEWER	53.15
				300-GARBAG	19.24	303-GARBAG	0.01
				400-STORM	5.73	500-TAX	1.59
				650-PENALT	4.63		
							BALANCE 113.05
14-0224-14-0	FERGUSON, THOMAS 923 W SHIRLEY	5/30/2010	9/02/2010	100-WATER	193.38	200-SEWER	86.24
				300-GARBAG	22.95	400-STORM	6.83
	CONTRACT: CTC	AMOUNT OWED:	0.00	500-TAX	1.90	706-TRANSF	17.97
							BALANCE 329.27
14-0234-06-1	HUDGPETH, MATTHEW RAY 775 N STEPHENS	1/30/2012	2/21/2012	100-WATER	13.33	200-SEWER	11.56
				300-GARBAG	12.03	303-GARBAG	0.28
				400-STORM	3.52	500-TAX	0.99
				650-PENALT	0.28		
							BALANCE 41.99
14-0236-08-0	BROWN, MATTHEW RANDALL 761 N STEPHENS	2/28/2010	6/21/2010	100-WATER	23.67	200-SEWER	18.48
				300-GARBAG	10.69	400-STORM	3.18
				500-TAX	0.88		
							BALANCE 56.90
14-0236-12-0	TAMEZ, EDALIA SALINAS 761 N STEPHENS	4/30/2014	9/12/2014	100-WATER	37.57	200-SEWER	32.43
				300-GARBAG	9.24	303-GARBAG	0.24
				400-STORM	2.45	500-TAX	0.77
							BALANCE 82.70
14-0238-02-0	BOSTON, ELIZABETH 756 N STEPHENS	7/30/2012	10/23/2012	100-WATER	28.32	200-SEWER	42.91
				300-GARBAG	18.67	303-GARBAG	0.45
				400-STORM	5.26	500-TAX	1.54
				650-PENALT	2.51		
							BALANCE 99.66
14-0242-01-0	SCARBROUGH, DENISE L 737 N STEPHENS	10/30/2003	1/16/2004	100-WATER	212.89	200-SEWER	84.73
				300-GARBAG	33.27	400-STORM	9.56
				500-TAX	2.74	650-PENALT	21.83
							BALANCE 365.02
14-0242-02-0	CHEW, DEBORAH 737 N STEPHENS	2/28/2005	7/15/2005	100-WATER	25.41	200-SEWER	33.55
				300-GARBAG	13.07	400-STORM	4.13
				500-TAX	1.07		
							BALANCE 77.23

SEQUENCE: ACCOUNT NUMBER

ALL ACCOUNTS

WRITE OFF DATES: 0/00/0000 THRU 99/99/9999

BALANCES: NON ZERO BALANCES

Item 4.

ACCOUNT NO	NAME	LAST	BAD DEBT				
	SERVICE ADDRESS	BILL	DATE				
14-0246-03-0	TILL, CLAY 724 N STEPHENS	7/30/2011	8/25/2011	100-WATER	15.52	200-SEWER	26.44
				300-GARBAG	14.48	303-GARBAG	0.42
				400-STORM	4.23	500-TAX	1.20
				650-PENALT	0.67		
							BALANCE 62.96
14-0250-04-0	CARAWAY, LISA 709 N STEPHENS	12/30/2004	2/07/2005	100-WATER	67.54	200-SEWER	61.51
				300-GARBAG	29.93	400-STORM	8.60
				500-TAX	2.46	650-PENALT	8.33
							BALANCE 178.37
14-0253-00-0	BOYCE, FRED 958 A W JONES	7/30/1999	11/10/1999	100-WATER	63.67	200-SEWER	37.35
				300-GARBAG	9.64	500-TAX	0.80
							BALANCE 111.46
14-0253-04-0	LEWIS, REBECCA 958 A W JONES	2/29/2000	4/10/2000	100-WATER	19.88	200-SEWER	23.66
				300-GARBAG	5.72	500-TAX	0.47
							BALANCE 49.73
14-0253-09-0	DEAN, J MICHAEL 958 A W JONES	2/28/2003	10/15/2003	100-WATER	8.60	200-SEWER	38.39
				300-GARBAG	43.81	400-STORM	6.67
				500-TAX	3.62	650-PENALT	3.29
				700-SVC CH	13.15		
							BALANCE 117.53
14-0253-11-0	MARQUIS, LINDSAY B. 958 A W JONES	5/30/2003	11/13/2003	100-WATER	37.45	200-SEWER	37.28
				300-GARBAG	15.42	400-STORM	4.43
				500-TAX	1.27	650-PENALT	1.08
							BALANCE 96.93
14-0256-01-0	CONDE, ELIZABETH 964 W JONES	9/30/2000	5/25/2001	100-WATER	38.87	200-SEWER	45.42
				300-GARBAG	28.68	500-TAX	2.36
				650-PENALT	6.51	700-SVC CH	31.04
							BALANCE 152.88
14-0256-02-1	POWER, DANA 964 W JONES	3/30/2002	10/15/2003	100-WATER	9.56	200-SEWER	11.19
				300-GARBAG	7.89	500-TAX	0.65
				650-PENALT	0.71		
							BALANCE 30.00
14-0256-04-0	RASBERRY, REGINA 964 W JONES	2/28/2005	10/12/2007	100-WATER	8.78	200-SEWER	6.99
				300-GARBAG	7.43	303-GARBAG	0.11
				400-STORM	1.59	500-TAX	0.61
							BALANCE 25.51
14-0258-08-0	OLVERA, RODOLFO TINAJER 900 W JONES	1/30/2013	5/29/2013	100-WATER	59.00	200-SEWER	50.55
				300-GARBAG	31.95	303-GARBAG	0.90
				400-STORM	9.00	500-TAX	2.64

SEQUENCE: ACCOUNT NUMBER

ALL ACCOUNTS

WRITE OFF DATES: 0/00/0000 THRU 99/99/9999

BALANCES: NON ZERO BALANCES

Item 4.

ACCOUNT NO	NAME	LAST	BAD DEBT					
	SERVICE ADDRESS	BILL	DATE					
				650-PENALT	5.17	707-DEL CH	20.00	
							BALANCE	179.21
14-0260-02-0	PEREZ, CIPRIANO	7/30/2005	11/23/2005	100-WATER	66.41	200-SEWER	48.62	
	866 W JONES			300-GARBAG	19.97	400-STORM	6.66	
				500-TAX	1.65			
							BALANCE	143.31
14-0260-10-0	STMARTIN, JOHNNY	11/30/2009	1/14/2010	100-WATER	39.44	200-SEWER	61.14	
	866 W JONES			300-GARBAG	20.17	400-STORM	6.00	
				500-TAX	1.66	650-PENALT	3.53	
							BALANCE	131.94
14-0260-11-0	BILBREY, DESIREE	9/30/2011	10/24/2011	100-WATER	22.89	200-SEWER	13.90	
	866 W JONES			300-GARBAG	6.96	303-GARBAG	0.18	
				400-STORM	2.03	500-TAX	0.57	
							BALANCE	46.53
14-0260-14-0	MORENO, ALEXA	4/30/2013	8/14/2013	100-WATER	45.66	200-SEWER	47.74	
	866 W JONES			300-GARBAG	19.95	303-GARBAG	0.59	
				400-STORM	5.62	500-TAX	1.65	
				650-PENALT	3.19			
							BALANCE	124.40
14-0260-16-0	SCOTT, SHELLY RENEA	4/30/2014	7/10/2014	100-WATER	120.95	200-SEWER	113.50	
	866 W JONES			300-GARBAG	34.02	303-GARBAG	0.79	
				400-STORM	9.00	500-TAX	2.82	
				650-PENALT	11.79	707-DEL CH	30.00	
							BALANCE	322.87
14-0262-02-0	FOX, 111, JAMES LOYD	7/30/2006	11/07/2006	100-WATER	12.70	200-SEWER	15.39	
	845 W JONES			300-GARBAG	7.13	303-GARBAG	0.21	
				400-STORM	2.29	500-TAX	0.59	
							BALANCE	38.31
14-0264-12-0	AGUILAR, ANA LUISA	10/30/2012	12/13/2012	100-WATER	57.83	200-SEWER	93.84	
	835 W JONES			300-GARBAG	23.19	303-GARBAG	0.59	
				400-STORM	6.53	500-TAX	1.92	
				650-PENALT	5.41			
							BALANCE	189.31
14-0266-02-0	PARRACK, VIRGINIA	9/30/2002	4/17/2003	100-WATER	37.67	200-SEWER	59.59	
	834 W JONES			300-GARBAG	23.40	400-STORM	2.52	
				500-TAX	1.93	650-PENALT	3.78	
				700-SVC CH	12.75			
							BALANCE	141.64
14-0268-01-0	GARCIA, GABRIELA A.	2/28/2003	10/15/2003	100-WATER	30.20	200-SEWER	29.19	
	810 W JONES			300-GARBAG	32.26	400-STORM	9.27	

SEQUENCE: ACCOUNT NUMBER

ALL ACCOUNTS

WRITE OFF DATES: 0/00/0000 THRU 99/99/9999

BALANCES: NON ZERO BALANCES

Item 4.

ACCOUNT NO	NAME	LAST BILL	BAD DEBT DATE					
				500-TAX	2.66	650-PENALT	2.71	
							BALANCE	106.29
14-0274-05-0	MCCABE, JESS 678 N MCCART	10/30/2004	4/18/2005	100-WATER	33.11	200-SEWER	26.67	
				300-GARBAG	11.38	400-STORM	3.26	
				500-TAX	0.94			
							BALANCE	75.36
14-0274-11-0	DEVILLIER, DIANNA 678 N MCCART	2/28/2009	5/22/2009	100-WATER	10.25	200-SEWER	8.73	
				300-GARBAG	4.73	400-STORM	1.48	
				500-TAX	0.39			
							BALANCE	25.58
14-0278-01-0	MERCER, STEFANY 663 N MCCART	2/28/2002	6/20/2002	100-WATER	62.76	200-SEWER	66.45	
				300-GARBAG	26.57	500-TAX	2.19	
				650-PENALT	3.93	700-SVC CH	15.64	
							BALANCE	177.54
14-0278-02-0	BRAZELL, CECILE M. 663 N MCCART	6/30/2002	10/18/2002	100-WATER	60.58	200-SEWER	64.59	
				300-GARBAG	22.48	500-TAX	1.85	
				650-PENALT	5.76			
							BALANCE	155.26
14-0278-07-0	KAY, WILLIAM C 663 N MCCART	8/30/2002	2/24/2003	100-WATER	58.86	200-SEWER	59.00	
				300-GARBAG	21.61	500-TAX	1.78	
				650-PENALT	4.74			
							BALANCE	145.99
14-0279-00-0	MUDD, STARR 665 N MCCART	9/30/1999	11/10/1999	100-WATER	52.75	200-SEWER	63.11	
				300-GARBAG	34.52	500-TAX	2.83	
				650-PENALT	10.21	700-SVC CH	23.71	
							BALANCE	187.13
14-0279-03-0	PITTMAN, TY 665 N MCCART	4/30/2001	12/13/2001	100-WATER	41.34	200-SEWER	60.31	
				300-GARBAG	29.94	500-TAX	2.47	
				650-PENALT	7.77	700-SVC CH	31.93	
							BALANCE	173.76
14-0279-04-0	LONGACRE, VENA 665 N MCCART	4/30/2002	9/26/2002	100-WATER	20.31	200-SEWER	19.29	
				300-GARBAG	9.27	500-TAX	0.77	
							BALANCE	49.64
14-0279-07-0	FOSTER, KELLEY JO 665 N MCCART	5/30/2006	7/26/2006	100-WATER	87.92	200-SEWER	90.69	
				300-GARBAG	22.61	303-GARBAG	0.47	
				400-STORM	7.28	500-TAX	1.87	
				650-PENALT	7.34			
							BALANCE	218.18
14-0280-07-0	REYES, ANTHONY 661 N MCCART	12/30/2005	3/24/2006	100-WATER	36.97	200-SEWER	29.54	
				300-GARBAG	25.93	400-STORM	8.64	

SEQUENCE: ACCOUNT NUMBER

ALL ACCOUNTS

WRITE OFF DATES: 0/00/0000 THRU 99/99/9999

BALANCES: NON ZERO BALANCES

Item 4.

ACCOUNT NO	NAME	LAST	BAD DEBT					
	SERVICE ADDRESS	BILL	DATE					
				500-TAX	2.13	650-PENALT	6.55	
							BALANCE	109.76
14-0286-05-0	MILLER, COURTNEY 646 N MCCART	10/30/2010	2/25/2011	100-WATER	53.30	200-SEWER	44.45	
				300-GARBAG	20.24	400-STORM	8.03	
				500-TAX	1.67	650-PENALT	1.14	
							BALANCE	128.83
14-0286-06-0	NORIEGA, CAROLYN MARIE 646 N MCCART	5/30/2011	8/25/2011	100-WATER	42.96	200-SEWER	39.28	
				300-GARBAG	19.17	303-GARBAG	0.54	
				400-STORM	7.61	500-TAX	1.58	
				650-PENALT	2.42			
							BALANCE	113.56
14-0287-00-0	JILCO CONSTRUCTION 872 W VANDERBILT	9/30/2008	1/26/2009	100-WATER	16.33	200-SEWER	5.91	
				300-GARBAG	37.86	303-GARBAG	2.69	
				400-STORM	5.17	500-TAX	3.12	
							BALANCE	71.08
14-0294-05-0	COX, DEBRA 580 N EVERETT	11/30/2001	4/22/2002	100-WATER	13.24	200-SEWER	13.72	
				300-GARBAG	7.66	500-TAX	0.63	
				700-SVC CH	20.00			
							BALANCE	55.25
14-0294-06-0	POWELL, SHERRY 580 N EVERETT	10/30/2002	4/17/2003	100-WATER	21.18	200-SEWER	21.34	
				300-GARBAG	16.60	400-STORM	4.77	
				500-TAX	1.37			
							BALANCE	65.26
14-0294-11-0	MESSMAN, JOSHUA AARON 580 N EVERETT	2/28/2005	4/18/2005	100-WATER	68.09	200-SEWER	26.69	
				300-GARBAG	25.11	400-STORM	7.61	
				500-TAX	2.08	650-PENALT	2.69	
							BALANCE	132.27
14-0294-13-0	JILCO CONSTRUCTION 580 N EVERETT	10/30/2008	3/12/2009	100-WATER	13.49	200-SEWER	9.50	
				300-GARBAG	11.28	303-GARBAG	0.66	
				400-STORM	3.29	500-TAX	0.93	
							BALANCE	39.15
14-0294-17-0	CORDES, DEBRA 580 N EVERETT	4/30/2010	8/09/2010	100-WATER	15.79	200-SEWER	13.56	
				300-GARBAG	11.50	400-STORM	3.43	
				500-TAX	0.95	650-PENALT	0.16	
							BALANCE	45.39
14-0294-20-0	WELLINGHAM, MELISSA NICHOLE 580 N EVERETT	8/30/2013	11/15/2013	100-WATER	52.25	200-SEWER	42.05	
				300-GARBAG	19.84	303-GARBAG	0.42	
				400-STORM	5.59	500-TAX	1.64	
				650-PENALT	5.70			
							BALANCE	127.49

SEQUENCE: ACCOUNT NUMBER

ALL ACCOUNTS

WRITE OFF DATES: 0/00/0000 THRU 99/99/9999

BALANCES: NON ZERO BALANCES

Item 4.

ACCOUNT NO	NAME	LAST	BAD DEBT				
	SERVICE ADDRESS	BILL	DATE				
14-0296-00-0	SWEEK, GARY 564 N EVERETT	6/30/1999	9/23/1999	100-WATER	27.63	200-SEWER	29.67
				300-GARBAG	28.31	500-TAX	2.33
				650-PENALT	6.17	700-SVC CH	13.87
							BALANCE 107.98
14-0296-02-0	SMITH, PHILLIP 564 N EVERETT	5/30/2000	6/09/2000	100-WATER	17.36	200-SEWER	20.02
				300-GARBAG	13.64	500-TAX	1.13
							BALANCE 52.15
14-0296-06-0	GOOCH, RYAN ALAN 564 N EVERETT	8/30/2004	12/02/2004	100-WATER	48.78	200-SEWER	40.52
				300-GARBAG	32.10	400-STORM	9.10
				500-TAX	2.65	650-PENALT	4.13
							BALANCE 137.28
14-0298-01-0	CURTIS, SHERYL 550 N EVERETT	7/30/2002	12/02/2002	100-WATER	59.85	200-SEWER	90.65
				300-GARBAG	33.55	500-TAX	2.76
				650-PENALT	3.01	700-SVC CH	62.57
							BALANCE 252.39
14-0298-02-0	BRUNO, CAROLYN 550 N EVERETT	10/30/2003	2/24/2004	100-WATER	65.65	200-SEWER	66.51
				300-GARBAG	32.50	400-STORM	9.34
				500-TAX	2.68	650-PENALT	10.80
							BALANCE 187.48
14-0298-04-0	EASON, BRYAN 550 N EVERETT	11/30/2006	2/13/2007	100-WATER	37.15	200-SEWER	29.83
				300-GARBAG	18.26	303-GARBAG	0.43
				400-STORM	5.87	500-TAX	1.51
				650-PENALT	4.23		
							BALANCE 97.28
14-0299-00-0	MUNOZ, CESAR & DIANA 822 W VANDERBILT	11/30/1999	6/09/2000	100-WATER	65.14	200-SEWER	69.57
				300-GARBAG	24.88	500-TAX	2.05
				650-PENALT	5.54		
							BALANCE 167.18
14-0301-00-0	MONTGOMERY, CLARENE 852 W VANDERBILT	12/30/2001	4/22/2002	100-WATER	66.78	200-SEWER	44.84
				300-GARBAG	37.67	500-TAX	3.10
				650-PENALT	8.43		
							BALANCE 160.82
14-0301-01-0	GODFREY, SAMUEL L. 852 W VANDERBILT	1/30/2003	6/13/2003	100-WATER	50.70	200-SEWER	51.78
				300-GARBAG	34.77	400-STORM	9.99
				500-TAX	2.87	650-PENALT	5.76
							BALANCE 155.87
14-0301-02-0	FORTUNE, GERRY S 852 W VANDERBILT	7/30/2003	1/16/2004	100-WATER	74.78	200-SEWER	73.23
				300-GARBAG	34.91	400-STORM	10.03
				500-TAX	2.88	650-PENALT	5.14

SEQUENCE: ACCOUNT NUMBER

ALL ACCOUNTS

WRITE OFF DATES: 0/00/0000 THRU 99/99/9999

BALANCES: NON ZERO BALANCES

Item 4.

ACCOUNT NO	NAME	LAST	BAD DEBT					
	SERVICE ADDRESS	BILL	DATE					
				702-DEL CH	20.00			BALANCE 220.97
14-0304-00-0	COMBS, ROSE 845 W SLOAN	7/30/2010	12/02/2010	100-WATER	39.25	200-SEWER	23.46	
				300-GARBAG	14.23	400-STORM	4.23	
	CONTRACT: CTC	AMOUNT OWED:	0.00	500-TAX	1.17			BALANCE 82.34
14-0311-02-0	ANDERSON, MARTI 885 W VANDERBILT	10/30/2003	4/15/2004	100-WATER	402.85	200-SEWER	95.03	
	**FILED 3-2-4			300-GARBAG	29.23	400-STORM	8.40	
				500-TAX	2.41	650-PENALT	44.45	
				707-DEL CH	20.00			BALANCE 602.37
14-0311-03-0	LOPEZ, JUAN JR 885 W VANDERBILT	6/30/2004	2/07/2005	100-WATER	61.56	200-SEWER	81.31	
				300-GARBAG	23.86	400-STORM	6.85	
				500-TAX	1.96	650-PENALT	6.17	BALANCE 181.71
14-0311-05-0	TORRES, JESSE JUAREZ 885 W VANDERBILT	9/30/2006	12/27/2006	100-WATER	46.30	200-SEWER	106.53	
				300-GARBAG	24.83	303-GARBAG	0.78	
				400-STORM	8.00	500-TAX	2.04	
				650-PENALT	6.70			BALANCE 195.18
14-0312-00-0	PAULINO, CLARA 449 N EVERETT	10/30/2001	4/22/2002	100-WATER	97.91	200-SEWER	96.35	
				300-GARBAG	34.59	500-TAX	2.85	
				650-PENALT	14.31	700-SVC CH	21.42	BALANCE 267.43
14-0313-00-0	FRANCIS, EMILY 453 N EVERETT	7/30/2000	2/09/2001	100-WATER	20.85	200-SEWER	38.05	
				300-GARBAG	16.44	500-TAX	1.35	BALANCE 76.69
14-0313-04-0	CHAMPION, KIM/MONTY 453 N EVERETT	8/30/2006	12/27/2006	100-WATER	68.48	200-SEWER	56.48	
				300-GARBAG	20.60	303-GARBAG	0.59	
				400-STORM	6.63	500-TAX	1.70	
				650-PENALT	4.78			BALANCE 159.26
14-0316-00-0	FULLER, V C 924 W TARLETON	7/30/2004	10/12/2004	100-WATER	55.01	200-SEWER	55.20	
				300-GARBAG	36.23	400-STORM	10.41	
				500-TAX	2.98	650-PENALT	6.36	
				707-DEL CH	20.00			BALANCE 186.19
14-0316-02-0	STEVENS, TRISH 924 W TARLETON	5/31/1999	12/16/1999	100-WATER	10.52	200-SEWER	9.91	
				300-GARBAG	9.67	500-TAX	0.79	BALANCE 30.89

SEQUENCE: ACCOUNT NUMBER

ALL ACCOUNTS

WRITE OFF DATES: 0/00/0000 THRU 99/99/9999

BALANCES: NON ZERO BALANCES

Item 4.

ACCOUNT NO	NAME	LAST	BAD DEBT					
	SERVICE ADDRESS	BILL	DATE					
14-0316-05-0	GRAMLY, MATTHEW 924 W TARLETON	6/30/2009	7/24/2009	100-WATER	33.95	200-SEWER	39.50	
				300-GARBAG	7.62	303-GARBAG	0.02	
				400-STORM	2.27	500-TAX	0.62	
							BALANCE	83.98
14-0318-01-0	MARRON, RYAN MICHAEL 905 W TARLETON	6/30/2006	11/07/2006	100-WATER	31.75	200-SEWER	37.87	
				300-GARBAG	12.43	303-GARBAG	0.32	
				400-STORM	4.00	500-TAX	1.03	
							BALANCE	87.40
14-0327-00-0	MOORE, DAWNETTA 970 W TARLETON	7/30/2003	1/16/2004	100-WATER	69.84	200-SEWER	53.49	
				300-GARBAG	31.58	400-STORM	9.08	
				500-TAX	2.61	650-PENALT	5.93	
							BALANCE	172.53
14-0327-03-0	VALDEZ, ANTHONY 970 W TARLETON	5/30/2007	8/29/2007	100-WATER	29.85	200-SEWER	22.23	
				300-GARBAG	11.06	303-GARBAG	0.24	
				400-STORM	3.48	500-TAX	0.91	
				650-PENALT	1.34	700-SVC CH	0.95	
				701-CONN	0.95			
							BALANCE	71.01
14-0330-07-0	FRAZIER, BUCK 982 W TARLETON	11/30/2013	4/09/2014	100-WATER	11.93	200-SEWER	10.31	
				300-GARBAG	10.89	303-GARBAG	0.28	
				400-STORM	3.07	500-TAX	0.90	
				650-PENALT	0.04			
							BALANCE	37.42
14-0336-00-0	UROZ, RON 360 N CLINTON	2/29/2000	4/10/2000	100-WATER	50.08	200-SEWER	82.93	
				300-GARBAG	28.83	500-TAX	2.38	
				650-PENALT	9.54	700-SVC CH	32.91	
							BALANCE	206.67
14-0336-03-0	ALVAREZ, DEMETRIO 360 N CLINTON	7/30/2000	2/09/2001	100-WATER	87.34	200-SEWER	103.11	
				300-GARBAG	27.80	500-TAX	2.29	
				650-PENALT	6.93	700-SVC CH	34.37	
							BALANCE	261.84
14-0336-04-0	VELEZ, MARY 360 N CLINTON	4/30/2001	12/13/2001	100-WATER	249.67	200-SEWER	103.42	
				300-GARBAG	24.89	500-TAX	2.05	
				650-PENALT	7.71	700-SVC CH	17.27	
							BALANCE	405.01
14-0336-05-0	SIERRA, VIRIGINO 360 N CLINTON	11/30/2001	4/22/2002	100-WATER	144.70	200-SEWER	101.18	
				300-GARBAG	31.36	500-TAX	2.58	
				650-PENALT	11.65	700-SVC CH	53.94	
							BALANCE	345.41
14-0338-05-0	DELAROSA, JUAN PAULO 345 N CLINTON	11/30/2000	7/06/2001	100-WATER	107.85	200-SEWER	71.42	
				300-GARBAG	16.95	500-TAX	1.39	

SEQUENCE: ACCOUNT NUMBER

ALL ACCOUNTS

WRITE OFF DATES: 0/00/0000 THRU 99/99/9999

BALANCES: NON ZERO BALANCES

Item 4.

ACCOUNT NO	NAME	LAST	BAD DEBT				
-----	-----						
----	SERVICE ADDRESS	BILL	DATE				
				650-PENALT	10.86		
						BALANCE	208.47
14-0338-07-0	JAMES, HEIDI	10/30/2001	4/22/2002	100-WATER	58.54	200-SEWER	63.88
	345 N CLINTON			300-GARBAG	25.81	500-TAX	2.12
				650-PENALT	4.40	700-SVC CH	49.96
						BALANCE	204.71
14-0338-08-0	COVER, TEPHNEY	2/28/2002	6/20/2002	100-WATER	102.72	200-SEWER	102.63
	345 N CLINTON			300-GARBAG	30.41	500-TAX	2.51
				650-PENALT	7.32	700-SVC CH	17.06
						BALANCE	262.65
14-0338-13-0	CARTER, KATHY	2/28/2010	6/21/2010	100-WATER	62.22	200-SEWER	52.95
	345 N CLINTON			300-GARBAG	21.90	400-STORM	4.34
				500-TAX	1.80	650-PENALT	4.15
						BALANCE	147.36
14-0338-14-0	KILCREASE, MISTY	5/30/2011	8/25/2011	100-WATER	42.21	102-WATER	98.19
	345 N CLINTON			200-SEWER	55.21	300-GARBAG	25.34
	CONTRACT: CTC	AMOUNT OWED: 0.00		303-GARBAG	0.68	400-STORM	4.94
				500-TAX	2.10	650-PENALT	8.44
						BALANCE	237.11
14-0350-01-0	ESPINOZA, GERARDO B.	2/28/2003	6/13/2003	100-WATER	11.31	200-SEWER	25.43
	946 W GREEN			300-GARBAG	15.75	400-STORM	3.02
				500-TAX	1.30	650-PENALT	2.76
				701-CONN	13.41		
						BALANCE	72.98
14-0350-02-0	LOPEZ, CARMALITA	12/30/2003	5/28/2004	100-WATER	22.72	200-SEWER	22.16
	946 W GREEN			300-GARBAG	11.85	400-STORM	2.27
				500-TAX	0.97		
						BALANCE	59.97
14-0350-03-0	GRYDER, ANN	5/30/2004	12/02/2004	100-WATER	44.63	200-SEWER	43.38
	946 W GREEN			300-GARBAG	25.07	400-STORM	4.80
				500-TAX	2.06	650-PENALT	3.40
						BALANCE	123.34
14-0350-04-0	LIRA, JUAN FRANCISCO	2/28/2005	7/15/2005	100-WATER	35.69	200-SEWER	28.71
	946 W GREEN			300-GARBAG	13.95	400-STORM	2.94
				500-TAX	1.15		
						BALANCE	82.44
14-0350-08-0	GONZALEZ, JESUS	5/30/2009	9/23/2009	100-WATER	32.83	200-SEWER	30.10
	946 W GREEN			300-GARBAG	12.73	400-STORM	2.97
				500-TAX	1.05	706-TRANSF	5.07
						BALANCE	84.75

SEQUENCE: ACCOUNT NUMBER

ALL ACCOUNTS

WRITE OFF DATES: 0/00/0000 THRU 99/99/9999

BALANCES: NON ZERO BALANCES

Item 4.

ACCOUNT NO	NAME	LAST	BAD DEBT				
	SERVICE ADDRESS	BILL	DATE				
14-0350-09-0	HENRY, STEPHEN 946 W GREEN	9/30/2009	1/14/2010	100-WATER	22.23	200-SEWER	18.90
				300-GARBAG	12.99	303-GARBAG	0.04
				400-STORM	2.58	500-TAX	1.07
				650-PENALT	0.88		
							BALANCE 58.69
14-0350-10-0	ONTIVEROS, JESUS 946 W GREEN	2/29/2012	5/23/2012	100-WATER	78.07	200-SEWER	65.36
				300-GARBAG	21.10	303-GARBAG	0.51
				400-STORM	4.02	500-TAX	1.74
				650-PENALT	2.33		
							BALANCE 173.13
14-0352-02-0	COX, JOHN ARTHUR 939 W GREEN	1/30/2000	8/09/2000	100-WATER	50.27	200-SEWER	59.06
				300-GARBAG	24.11	500-TAX	1.98
				650-PENALT	6.58	700-SVC CH	16.31
							BALANCE 158.31
14-0352-04-0	POWELL, PATRICIA 939 W GREEN	11/30/2001	4/22/2002	100-WATER	63.53	200-SEWER	66.84
				300-GARBAG	29.33	500-TAX	2.41
				650-PENALT	5.17	700-SVC CH	15.96
							BALANCE 183.24
14-0352-08-0	GOMEZ, HENRY ALBERT 939 W GREEN	9/30/2004	2/07/2005	100-WATER	55.43	200-SEWER	53.76
				300-GARBAG	31.41	400-STORM	6.02
				500-TAX	2.59	650-PENALT	4.35
							BALANCE 153.56
14-0354-00-0	MEADOWS, LISA 953 W GREEN	12/31/1998	12/16/1999	100-WATER	8.57	200-SEWER	8.77
				300-GARBAG	10.09	500-TAX	0.83
							BALANCE 28.26
14-0354-02-0	NERIO, DANIEL 953 W GREEN	11/30/2000	7/06/2001	100-WATER	19.75	200-SEWER	22.82
				300-GARBAG	12.45	500-TAX	1.02
							BALANCE 56.04
14-0360-01-0	SALINAS, RICARDO AZUARA 983 W GREEN	4/30/2006	6/15/2006	100-WATER	9.24	200-SEWER	9.79
				300-GARBAG	7.72	303-GARBAG	0.14
				400-STORM	2.49	500-TAX	0.63
				650-PENALT	0.01		
							BALANCE 30.02
14-0368-02-0	RITTER, TAMMY OR BOBBY 1021 W GREEN	6/30/2003	1/16/2004	100-WATER	89.83	200-SEWER	106.79
				300-GARBAG	48.15	400-STORM	13.83
				500-TAX	3.97	650-PENALT	6.35
							BALANCE 268.92
14-0368-04-0	SANCHEZ, IVAN 1021 W GREEN	7/30/2005	8/29/2005	100-WATER	62.28	200-SEWER	50.59
				300-GARBAG	26.03	400-STORM	8.68

SEQUENCE: ACCOUNT NUMBER

ALL ACCOUNTS

WRITE OFF DATES: 0/00/0000 THRU 99/99/9999

BALANCES: NON ZERO BALANCES

Item 4.

ACCOUNT NO	NAME	LAST	BAD DEBT					
	SERVICE ADDRESS	BILL	DATE					
				500-TAX	2.14	650-PENALT	4.55	
							BALANCE	154.27
14-0368-07-0	WAGNER, AARON 1021 W GREEN	7/30/2012	8/15/2012	100-WATER	29.22	200-SEWER	44.16	
				300-GARBAG	10.34	303-GARBAG	0.20	
				400-STORM	2.91	500-TAX	0.85	
							BALANCE	87.68
14-0370-00-0	CARR, KATRINA 1029 W GREEN	9/30/1999	11/10/1999	100-WATER	34.33	200-SEWER	49.51	
				300-GARBAG	23.88	500-TAX	1.97	
				650-PENALT	4.64	700-SVC CH	49.00	
							BALANCE	163.33
14-0370-01-0	SKINNER, TOM 1029 W GREEN	12/30/1999	4/10/2000	100-WATER	17.67	200-SEWER	18.11	
				300-GARBAG	20.83	500-TAX	1.72	
				650-PENALT	2.53	700-SVC CH	11.43	
							BALANCE	72.29
14-0372-03-0	CRUZ, BRENDA 1039 W GREEN	3/30/2002	7/26/2002	100-WATER	16.89	200-SEWER	23.32	
				300-GARBAG	7.08	500-TAX	0.58	
							BALANCE	47.87
14-0378-08-0	ORTIZ, CINDY 1057 W GREEN	10/30/2012	12/13/2012	100-WATER	54.51	200-SEWER	51.83	
				300-GARBAG	20.05	303-GARBAG	0.53	
				400-STORM	5.65	500-TAX	1.66	
				650-PENALT	2.20	702-DEL CH	7.83	
							BALANCE	144.26
14-0382-05-0	FARR, JEFF 1077 W GREEN	9/30/2001	4/22/2002	100-WATER	77.07	200-SEWER	105.11	
				300-GARBAG	48.81	500-TAX	4.01	
				650-PENALT	18.28	700-SVC CH	35.47	
							BALANCE	288.75
14-0386-05-0	FACIO, EDWARD 361 N OLLIE	9/30/2002	4/17/2003	100-WATER	25.91	200-SEWER	29.87	
				300-GARBAG	19.42	400-STORM	3.97	
				500-TAX	1.60	650-PENALT	2.15	
				700-SVC CH	10.75			
							BALANCE	93.67
14-0388-00-0	EDWARDS, KERRY 363 N OLLIE	9/30/1999	11/10/1999	100-WATER	15.93	200-SEWER	17.36	
				300-GARBAG	15.59	500-TAX	1.29	
				650-PENALT	1.62			
							BALANCE	51.79
14-0388-04-0	HANSEN, JEFF 363 N OLLIE	5/30/2004	12/02/2004	100-WATER	51.63	200-SEWER	55.21	
				300-GARBAG	30.28	400-STORM	8.70	
				500-TAX	2.49	650-PENALT	4.94	
							BALANCE	153.25
14-0398-03-0	LACOMB, SHIRLEY 1098 W GREEN	12/30/2001	4/22/2002	100-WATER	25.40	200-SEWER	26.62	
				300-GARBAG	12.65	500-TAX	1.04	

SEQUENCE: ACCOUNT NUMBER

ALL ACCOUNTS

WRITE OFF DATES: 0/00/0000 THRU 99/99/9999

BALANCES: NON ZERO BALANCES

Item 4.

ACCOUNT NO	NAME	LAST	BAD DEBT					
	SERVICE ADDRESS	BILL	DATE					BALANCE
								65.71
14-0398-06-0	ROGERS, AARON JAMES 1098 W GREEN	5/30/2005	10/25/2005	100-WATER	15.21	200-SEWER	18.40	
				300-GARBAG	9.29	400-STORM	2.06	
				500-TAX	0.77			
								BALANCE 45.73
14-0398-13-0	KEITH, BRADLEY WAYNE 1098 W GREEN	6/30/2010	10/12/2010	100-WATER	22.63	200-SEWER	23.32	
				300-GARBAG	12.20	400-STORM	2.42	
				500-TAX	1.01	650-PENALT	1.04	
								BALANCE 62.62
14-0408-06-0	LIVINGSTON, KELSEY 1046 W GREEN	1/30/2013	5/29/2013	100-WATER	60.49	200-SEWER	21.89	
				300-GARBAG	18.10	303-GARBAG	0.49	
				400-STORM	5.10	500-TAX	1.50	
				650-PENALT	2.64			
								BALANCE 110.21
14-0408-10-0	TALAMANTEZ, GAVINO 1046 W GREEN	11/30/2013	4/09/2014	100-WATER	123.72	200-SEWER	114.69	
				300-GARBAG	25.43	303-GARBAG	0.62	
				400-STORM	7.16	500-TAX	2.10	
				650-PENALT	12.35	700-SVC CH	10.19	
				706-TRANSF	6.79			
								BALANCE 303.05
14-0416-00-0	HERNANDEZ, ALICIA 281 N CLINTON	9/30/2008	1/26/2009	100-WATER	60.00	200-SEWER	77.34	
				300-GARBAG	28.62	303-GARBAG	2.18	
				400-STORM	6.00	500-TAX	2.37	
				650-PENALT	6.11	707-DEL CH	20.00	
								BALANCE 202.62
14-0418-00-0	HERNANDEZ, MINERVA 263 N CLINTON	7/30/2002	12/02/2002	100-WATER	21.70	200-SEWER	21.72	
				300-GARBAG	18.02	500-TAX	1.49	
				650-PENALT	2.00			
								BALANCE 64.93
14-0418-02-0	RAMIREZ, JESSICA 263 N CLINTON	11/30/1999	6/09/2000	100-WATER	217.65	200-SEWER	105.04	
				300-GARBAG	28.85	500-TAX	2.38	
				650-PENALT	16.73	700-SVC CH	18.26	
								BALANCE 388.91
14-0418-03-0	RAMIREZ, CRISTINA 263 N CLINTON	2/29/2000	4/10/2000	100-WATER	40.77	200-SEWER	50.69	
				300-GARBAG	20.90	500-TAX	1.72	
				650-PENALT	4.86			
								BALANCE 118.94
14-0418-06-0	HERNANDEZ, ADELINA 263 N CLINTON	12/30/2000	7/06/2001	100-WATER	9.46	200-SEWER	10.39	
				300-GARBAG	8.95	500-TAX	0.74	
								BALANCE 29.54

SEQUENCE: ACCOUNT NUMBER

ALL ACCOUNTS

WRITE OFF DATES: 0/00/0000 THRU 99/99/9999

BALANCES: NON ZERO BALANCES

Item 4.

ACCOUNT NO	NAME	LAST	BAD DEBT				
	SERVICE ADDRESS	BILL	DATE				
14-0424-01-0	RILEY, JEFFERY	12/30/2000	7/06/2001	100-WATER	46.88	200-SEWER	78.82
	239 N CLINTON			300-GARBAG	34.05	500-TAX	2.80
				650-PENALT	7.99	700-SVC CH	21.78
							BALANCE 192.32
14-0424-05-0	NELUND, LISA	9/30/2004	4/18/2005	100-WATER	46.88	200-SEWER	37.77
	239 N CLINTON			300-GARBAG	15.17	400-STORM	4.36
				500-TAX	1.25		
							BALANCE 105.43
14-0424-08-0	MACK, DARRELL KEITH	1/30/2005	6/23/2011	100-WATER	42.49	200-SEWER	34.22
	239 N CLINTON			300-GARBAG	12.88	400-STORM	4.20
				500-TAX	1.07		
							BALANCE 94.86
14-0428-00-0	GUERRA, FRANCISCA GARCI	6/30/2000	1/09/2001	100-WATER	47.86	200-SEWER	65.02
	220 N CLINTON			300-GARBAG	28.10	500-TAX	2.31
				650-PENALT	7.67	700-SVC CH	15.42
							BALANCE 166.38
14-0428-03-0	UHRICK, TOBY	10/30/2001	4/22/2002	100-WATER	59.97	200-SEWER	62.38
	220 N CLINTON			300-GARBAG	27.22	500-TAX	2.25
				650-PENALT	9.52	700-SVC CH	33.54
							BALANCE 194.88
14-0438-01-0	GARRETT, ROBI	6/30/2014	9/12/2014	100-WATER	13.71	200-SEWER	16.80
	872 W VANDERBILT 2202			300-GARBAG	11.87	303-GARBAG	0.31
				400-STORM	3.34	500-TAX	0.98
				650-PENALT	0.28		
							BALANCE 47.29
14-0444-00-0	JOSE RESTAURANT	7/30/2002	12/02/2002	100-WATER	244.23	200-SEWER	271.51
	1044 W WASHINGTON			300-GARBAG	197.67	500-TAX	16.31
	**... 4-26-02						
	**... 1089.94 WRITE OFF						
							BALANCE 729.72
14-0444-02-0	ANTONIOS ITALIAN BISTRO	1/30/2014	4/09/2014	100-WATER	154.20	200-SEWER	148.53
	1044 W WASHINGTON			300-GARBAG	174.30	303-GARBAG	4.05
				400-STORM	19.91	500-TAX	14.38
				650-PENALT	46.39	700-SVC CH	6.67
							BALANCE 568.43
14-0475-05-0	YANEZ, STEPHEN RAY	3/30/2006	5/15/2006	100-WATER	71.51	200-SEWER	61.52
	1150 W WASHINGTON			300-GARBAG	29.71	303-GARBAG	0.28
				400-STORM	9.59	500-TAX	2.46
				650-PENALT	4.48		
							BALANCE 179.55

SEQUENCE: ACCOUNT NUMBER

ALL ACCOUNTS

WRITE OFF DATES: 0/00/0000 THRU 99/99/9999

BALANCES: NON ZERO BALANCES

Item 4.

ACCOUNT NO	NAME	LAST	BAD DEBT				
	SERVICE ADDRESS	BILL	DATE				
14-0475-07-0	GEARHART, PAUL 1150 W WASHINGTON	7/30/2008	12/08/2008	100-WATER	14.48	200-SEWER	23.80
				300-GARBAG	10.95	303-GARBAG	0.84
				400-STORM	3.44	500-TAX	0.91
				650-PENALT	1.01		
							BALANCE 55.43
14-0486-00-0	SWEET CEDE'S 1280 W WASHINGTON	2/29/2000	4/10/2000	100-WATER	301.12	200-SEWER	416.42
				300-GARBAG	130.02	500-TAX	10.73
				650-PENALT	29.63		
							BALANCE 887.92
14-0486-05-0	M P'S ON LINE 1280 W WASHINGTON	8/30/2005	11/23/2005	100-WATER	42.87	200-SEWER	34.28
				300-GARBAG	37.64	400-STORM	38.63
				500-TAX	3.10	650-PENALT	6.16
							BALANCE 162.68
14-0486-06-0	UNIVERSAL TATTOO DBA 1280 W WASHINGTON	1/30/2012	4/27/2012	100-WATER	107.30	200-SEWER	93.57
				300-GARBAG	61.15	303-GARBAG	1.20
				400-STORM	37.64	500-TAX	5.04
				650-PENALT	12.71		
							BALANCE 318.61
14-0530-03-0	GARCIA, JOSE 410 S LILLIAN	4/30/2005	9/29/2005	100-WATER	16.92	200-SEWER	15.97
				300-GARBAG	9.86	400-STORM	3.28
				500-TAX	0.81		
							BALANCE 46.84
14-0530-06-0	ALVARADO-SILVA, JOSE 410 S LILLIAN	4/30/2009	7/24/2009	100-WATER	51.97	200-SEWER	69.31
				300-GARBAG	30.05	400-STORM	9.26
				500-TAX	2.49	650-PENALT	11.04
				707-DEL CH	20.00		
							BALANCE 194.12
14-0532-00-0	NELSON, SHANE 1520 W LONG	7/30/2002	12/02/2002	100-WATER	22.81	200-SEWER	22.05
				300-GARBAG	24.35	500-TAX	2.01
				650-PENALT	2.17	700-SVC CH	13.13
							BALANCE 86.52
14-0532-01-0	BROWN, EMMA JEAN 1520 W LONG	10/30/2003	4/15/2004	100-WATER	99.39	200-SEWER	33.28
				300-GARBAG	31.32	400-STORM	6.00
				500-TAX	2.59	650-PENALT	8.61
							BALANCE 181.19
14-0532-06-0	BRIMHALL, BENJAMIN WAYNE 1520 W LONG	7/30/2004	2/07/2005	100-WATER	30.87	200-SEWER	25.91
				300-GARBAG	20.26	400-STORM	3.89
				500-TAX	1.67	650-PENALT	2.35
							BALANCE 84.95
14-0532-12-0	RAINWATER, CLAY DERRICK 1520 W LONG	2/28/2005	5/15/2006	100-WATER	26.12	200-SEWER	20.92
				300-GARBAG	16.21	303-GARBAG	0.17

SEQUENCE: ACCOUNT NUMBER

ALL ACCOUNTS

WRITE OFF DATES: 0/00/0000 THRU 99/99/9999

BALANCES: NON ZERO BALANCES

Item 4.

ACCOUNT NO	NAME	LAST	BAD DEBT					
	SERVICE ADDRESS	BILL	DATE					
				400-STORM	3.50	500-TAX	1.34	
				650-PENALT	2.08			
							BALANCE	70.34
14-0534-05-0	BETANCOURT, ROSA	6/30/2000	10/05/2000	100-WATER	22.46	200-SEWER	29.61	
	1530 W LONG			300-GARBAG	14.81	500-TAX	1.22	
				650-PENALT	1.65			
							BALANCE	69.75
14-0534-08-0	PIERDRA-ROJAS, CARMEN	8/30/2001	4/22/2002	100-WATER	17.54	200-SEWER	17.95	
	1530 W LONG			300-GARBAG	11.41	500-TAX	0.94	
							BALANCE	47.84
14-0538-02-0	ALLENBRAND, JEANIE	4/30/2003	10/15/2003	100-WATER	21.57	200-SEWER	22.36	
	1550 W LONG			300-GARBAG	13.20	400-STORM	3.79	
				500-TAX	1.09			
							BALANCE	62.01
14-0538-04-0	CLEMONS, SCOTT OR GAIL	7/30/2001	4/22/2002	100-WATER	35.48	200-SEWER	34.35	
	1550 W LONG			300-GARBAG	20.55	500-TAX	1.70	
				650-PENALT	2.89			
							BALANCE	94.97
14-0538-08-0	TICHINELL, MARY SUE	2/28/2005	1/28/2008	100-WATER	35.88	200-SEWER	28.81	
	1550 W LONG			300-GARBAG	16.60	303-GARBAG	0.17	
				400-STORM	5.37	500-TAX	1.37	
				650-PENALT	1.75			
							BALANCE	89.95
14-0540-05-0	THOMPSON, TIMOTHY	1/30/2008	4/21/2008	100-WATER	35.94	200-SEWER	28.86	
	1590 W LONG			300-GARBAG	17.29	303-GARBAG	0.71	
				400-STORM	5.44	500-TAX	1.43	
				650-PENALT	1.62			
							BALANCE	91.29
14-0542-02-0	HALLMARK, STEVE	7/30/2000	2/09/2001	100-WATER	44.59	200-SEWER	47.68	
	421 S FIFTH			300-GARBAG	23.93	500-TAX	1.97	
				650-PENALT	3.73	700-SVC CH	15.19	
							BALANCE	137.09
14-0542-03-0	ELLIOTT, JUDY	9/30/2000	5/25/2001	100-WATER	236.83	200-SEWER	64.98	
	421 S FIFTH			300-GARBAG	16.94	500-TAX	1.39	
							BALANCE	320.14
14-0542-06-0	REED, TAMMY	1/30/2002	6/20/2002	100-WATER	60.32	200-SEWER	63.18	
	421 S FIFTH			300-GARBAG	30.37	500-TAX	2.50	
				650-PENALT	10.48	700-SVC CH	33.34	
							BALANCE	200.19
14-0542-08-0	STEWART, CRYSTAL D	10/30/2003	1/16/2004	100-WATER	503.97	200-SEWER	85.53	
	421 S FIFTH			300-GARBAG	59.74	400-STORM	17.16	

SEQUENCE: ACCOUNT NUMBER

ALL ACCOUNTS

WRITE OFF DATES: 0/00/0000 THRU 99/99/9999

BALANCES: NON ZERO BALANCES

Item 4.

ACCOUNT NO	NAME	LAST	BAD DEBT					
	SERVICE ADDRESS	BILL	DATE					
				500-TAX	4.92	650-PENALT	66.54	
							BALANCE	737.86
14-0542-11-0	MCFARLAND, MICHAEL HENRY 421 S FIFTH	11/30/2005	3/24/2006	100-WATER	42.16	200-SEWER	33.89	
				300-GARBAG	17.43	400-STORM	5.81	
				500-TAX	1.43	650-PENALT	2.62	
							BALANCE	103.34
14-0692-01-0	SOLA, URIEL 420 S LILLIAN	10/30/2013	12/19/2013	100-WATER	33.47	200-SEWER	34.70	
				300-GARBAG	18.40	303-GARBAG	0.45	
				400-STORM	5.18	500-TAX	1.52	
				650-PENALT	2.52			
							BALANCE	96.24
14-0706-04-0	MCCLURE, JESSE WAYNE 1445 W MCNEILL	8/30/2005	11/23/2005	100-WATER	70.61	200-SEWER	39.68	
				300-GARBAG	27.36	400-STORM	6.09	
				500-TAX	2.25	650-PENALT	5.94	
							BALANCE	151.93
14-0706-05-0	FELTS, TREY 1445 W MCNEILL	12/30/2005	3/24/2006	100-WATER	17.30	200-SEWER	13.83	
				300-GARBAG	11.24	400-STORM	2.50	
				500-TAX	0.93			
							BALANCE	45.80
14-0706-08-0	SPIVEY, ASHLEY 1445 W MCNEILL	8/30/2009	12/03/2009	100-WATER	111.38	200-SEWER	51.51	
				300-GARBAG	18.53	303-GARBAG	0.15	
				400-STORM	3.67	500-TAX	1.53	
				650-PENALT	11.37			
							BALANCE	198.14
14-0708-05-0	KELLY, MARY JO 1450 W MCNEILL	9/30/2011	1/16/2012	100-WATER	8.92	200-SEWER	7.75	
				300-GARBAG	8.01	303-GARBAG	0.21	
				400-STORM	2.34	500-TAX	0.66	
				650-PENALT	0.23	706-TRANSF	1.14	
							BALANCE	29.26
14-0710-05-0	PARSONS, CHARLES 1440 W MCNEILL	5/30/2005	7/15/2005	100-WATER	53.81	200-SEWER	43.18	
				300-GARBAG	25.97	400-STORM	8.65	
				500-TAX	2.14	650-PENALT	4.36	
							BALANCE	138.11
14-0710-06-0	HENRY, JENNIFER MARIE 1440 W MCNEILL	4/30/2006	6/15/2006	100-WATER	40.18	200-SEWER	43.79	
				300-GARBAG	18.88	303-GARBAG	0.30	
				400-STORM	6.08	500-TAX	1.56	
				650-PENALT	4.42			
							BALANCE	115.21
14-0710-09-0	WADE, HEATHER 1440 W MCNEILL	4/30/2010	8/09/2010	100-WATER	17.65	200-SEWER	15.17	
				300-GARBAG	11.61	400-STORM	3.46	

SEQUENCE: ACCOUNT NUMBER

ALL ACCOUNTS

WRITE OFF DATES: 0/00/0000 THRU 99/99/9999

BALANCES: NON ZERO BALANCES

Item 4.

ACCOUNT NO	NAME	LAST	BAD DEBT					
	SERVICE ADDRESS	BILL	DATE					
				500-TAX	0.95	650-PENALT	0.83	
				700-SVC CH	40.00			
							BALANCE	89.67
14-0710-10-0	FERGUSON, LOIS MARIE	9/30/2010	1/14/2011	100-WATER	116.15	200-SEWER	80.18	
	1440 W MCNEILL			300-GARBAG	24.85	400-STORM	7.39	
				500-TAX	2.05	650-PENALT	7.60	
							BALANCE	238.22
14-0710-11-0	ORTEGA, DEBRA DIANE	10/30/2011	12/06/2011	100-WATER	37.59	200-SEWER	34.60	
	1440 W MCNEILL			300-GARBAG	18.57	303-GARBAG	0.50	
				400-STORM	5.43	500-TAX	1.54	
				650-PENALT	2.32			
							BALANCE	100.55
14-0714-07-0	PRATT, BRANDY	2/28/2001	10/17/2001	100-WATER	43.83	200-SEWER	51.69	
	1430 W MCNEILL			300-GARBAG	30.86	500-TAX	2.54	
				650-PENALT	7.86	700-SVC CH	51.17	
							BALANCE	187.95
14-0714-09-0	TIMMONS, LARRY	3/30/2009	4/20/2009	100-WATER	42.79	200-SEWER	37.08	
	1430 W MCNEILL			300-GARBAG	29.30	400-STORM	9.21	
				500-TAX	2.42	650-PENALT	3.84	
				707-DEL CH	20.00			
							BALANCE	144.64
14-0722-01-0	CASTILLO, KARI	10/30/2003	4/15/2004	100-WATER	33.32	200-SEWER	24.03	
	1371 W MCNEILL			400-STORM	3.24			
							BALANCE	60.59
14-0732-03-0	SNIDER, CHRISTY	10/30/2002	4/17/2003	100-WATER	38.01	200-SEWER	39.92	
	1365 W MCNEILL			400-STORM	4.06	650-PENALT	1.33	
				700-SVC CH	8.40			
							BALANCE	91.72
14-0732-06-0	BLAYLOCK, CHRISTOPHER	5/30/2004	12/02/2004	100-WATER	28.21	200-SEWER	27.55	
	1365 W MCNEILL			400-STORM	4.10			
							BALANCE	59.86
14-0748-01-0	GARCIA, MELISSA LEIGH	6/30/2010	10/12/2010	100-WATER	13.75	200-SEWER	13.86	
	1320 W MCNEILL			300-GARBAG	5.00	400-STORM	1.49	
				500-TAX	0.41			
							BALANCE	34.51
14-0750-01-0	FERRAZAS, ANGELA	6/30/2003	1/16/2004	100-WATER	12.40	200-SEWER	92.23	
	1312 W MCNEILL			300-GARBAG	41.24	400-STORM	11.85	
				500-TAX	3.40	650-PENALT	5.41	
							BALANCE	166.53
14-0750-03-0	FERRAZAS, RAYMUNDO	11/30/2004	2/07/2005	100-WATER	65.36	200-SEWER	52.54	
	1312 W MCNEILL			300-GARBAG	29.97	400-STORM	8.61	

SEQUENCE: ACCOUNT NUMBER

ALL ACCOUNTS

WRITE OFF DATES: 0/00/0000 THRU 99/99/9999

BALANCES: NON ZERO BALANCES

Item 4.

ACCOUNT NO	NAME	LAST	BAD DEBT					
	SERVICE ADDRESS	BILL	DATE					
				500-TAX	2.47	650-PENALT	4.54	
							BALANCE	163.49
14-0750-04-0	PRADO, GEORGE 1312 W MCNEILL	7/30/2008	12/08/2008	100-WATER	51.50	200-SEWER	44.61	
				300-GARBAG	23.85	303-GARBAG	1.90	
				400-STORM	7.50	500-TAX	1.97	
				650-PENALT	5.34			
							BALANCE	136.67
14-0754-07-0	TOWNSEND, RANDALL TODD 1255 W MCNEILL	1/30/2007	5/18/2007	100-WATER	14.98	200-SEWER	23.24	
				300-GARBAG	6.73	303-GARBAG	0.10	
				400-STORM	2.17	500-TAX	0.55	
							BALANCE	47.77
14-0756-00-0	GRYDER, LARRY 1272 W MCNEILL **FILED 11-15-00	5/30/2003	11/13/2003	100-WATER	58.88	200-SEWER	62.74	
				300-GARBAG	32.68	400-STORM	12.51	
				500-TAX	2.70	650-PENALT	5.17	
							BALANCE	174.68
14-0758-02-0	DAVIDSON, JOHANNA 1245 W MCNEILL	11/30/2000	7/06/2001	100-WATER	30.08	200-SEWER	33.98	
				300-GARBAG	25.78	500-TAX	2.13	
				650-PENALT	3.17	700-SVC CH	47.62	
							BALANCE	142.76
14-0760-14-0	WILLINGHAM, CHRISTOPHER LEE 290 S MCILHANEY	5/30/2011	6/23/2011	100-WATER	74.29	200-SEWER	65.56	
				300-GARBAG	19.97	303-GARBAG	0.53	
				400-STORM	5.84	500-TAX	1.65	
				650-PENALT	4.20			
							BALANCE	172.04
14-0760-16-1	NABOURS, JUSTIN LEE 290 S MCILHANEY	1/30/2012	2/21/2012	100-WATER	37.78	200-SEWER	34.63	
				300-GARBAG	17.17	303-GARBAG	0.42	
				400-STORM	5.02	500-TAX	1.41	
				650-PENALT	1.68			
							BALANCE	98.11
14-0764-00-0	JORDAN, CODI 280 S MCILHANEY	9/30/1999	11/10/1999	100-WATER	38.18	200-SEWER	45.57	
				300-GARBAG	25.34	500-TAX	2.09	
				650-PENALT	4.23	700-SVC CH	15.39	
							BALANCE	130.80
14-0764-02-0	MALLORY, SHELEY 280 S MCILHANEY	5/30/2002	9/26/2002	100-WATER	51.50	200-SEWER	53.89	
				300-GARBAG	26.28	500-TAX	2.17	
				650-PENALT	4.93	700-SVC CH	13.96	
							BALANCE	152.73
14-0764-06-0	REYES, NICHOLAS 280 S MCILHANEY	6/30/2000	1/09/2001	100-WATER	24.09	200-SEWER	28.38	
				300-GARBAG	17.10	500-TAX	1.40	
				650-PENALT	1.72			

SEQUENCE: ACCOUNT NUMBER

ALL ACCOUNTS

WRITE OFF DATES: 0/00/0000 THRU 99/99/9999

BALANCES: NON ZERO BALANCES

Item 4.

ACCOUNT NO	NAME	LAST	BAD DEBT						
	SERVICE ADDRESS	BILL	DATE						
								BALANCE	72.69
14-0764-09-0	WYATT, LARRY JOE	10/30/2001	4/22/2002	100-WATER	46.06	200-SEWER	47.11		
	280 S MCILHANEY			300-GARBAG	30.11	500-TAX	2.48		
				650-PENALT	5.72	700-SVC CH	34.48		
								BALANCE	165.96
14-0770-02-0	CLEMENTS, JOHNNY L	8/30/2003	1/16/2004	100-WATER	39.44	200-SEWER	37.56		
	244 S MCILHANEY			300-GARBAG	31.73	400-STORM	9.12		
				500-TAX	2.61	650-PENALT	7.84		
								BALANCE	128.30
14-0770-15-0	THOMAS, STEPHANIE	10/30/2010	12/02/2010	100-WATER	27.93	200-SEWER	24.61		
	244 S MCILHANEY			300-GARBAG	14.40	400-STORM	4.29		
				500-TAX	1.19	650-PENALT	0.96		
								BALANCE	73.38
14-0774-00-0	ANSLEY, JEREMY	9/30/1999	4/10/2000	100-WATER	13.37	200-SEWER	31.01		
	224 S MCILHANEY			300-GARBAG	11.09	500-TAX	0.92		
								BALANCE	56.39
14-0774-04-0	LEOS, JOE C	7/30/2001	4/22/2002	100-WATER	34.77	200-SEWER	35.15		
	224 S MCILHANEY			300-GARBAG	25.46	500-TAX	2.10		
				650-PENALT	3.03	700-SVC CH	14.52		
								BALANCE	115.03
14-0774-09-0	MONTES, ROBERTO	3/30/2005	8/29/2005	100-WATER	12.57	200-SEWER	10.10		
	224 S MCILHANEY			300-GARBAG	5.36	400-STORM	1.79		
				500-TAX	0.44				
								BALANCE	30.26
14-0777-01-0	BOSWELL, JEREMY	7/30/2004	8/20/2004	100-WATER	33.61	200-SEWER	31.18		
	199 S MCILHANEY			300-GARBAG	29.28	400-STORM	8.41		
				500-TAX	2.41	650-PENALT	3.25		
								BALANCE	108.14
14-0790-00-0	MARTIN, DANA DOW	6/30/2003	1/16/2004	100-WATER	44.76	200-SEWER	47.00		
	171 N MCILHANEY			300-GARBAG	22.58	400-STORM	6.49		
				500-TAX	1.87	650-PENALT	3.13		
								BALANCE	125.83
14-0790-01-0	BERTRANG, NICOLE	9/30/2002	1/16/2004	100-WATER	45.01	200-SEWER	46.43		
	171 N MCILHANEY			300-GARBAG	27.55	400-STORM	3.71		
				500-TAX	2.27	650-PENALT	6.24		
				700-SVC CH	14.01				
								BALANCE	145.22
14-0794-02-0	MARSHALL, NATHALIE	5/30/2002	9/26/2002	100-WATER	17.03	200-SEWER	17.15		
	223 N MCILHANEY			300-GARBAG	13.36	500-TAX	1.10		

SEQUENCE: ACCOUNT NUMBER

ALL ACCOUNTS

WRITE OFF DATES: 0/00/0000 THRU 99/99/9999

BALANCES: NON ZERO BALANCES

Item 4.

ACCOUNT NO	NAME	LAST	BAD DEBT					BALANCE	
	SERVICE ADDRESS	BILL	DATE						

14-0794-04-0	FAULKNER, JAY	6/30/2004	2/07/2005	100-WATER	26.62	200-SEWER	22.10		48.64
	223 N MCILHANEY			300-GARBAG	18.49	400-STORM	5.32		
				500-TAX	1.52	650-PENALT	1.45		
								BALANCE	75.50

14-0794-14-0	HOPPER, MEGAN	1/30/2012	3/27/2012	100-WATER	16.43	200-SEWER	14.56		
	223 N MCILHANEY			300-GARBAG	12.03	303-GARBAG	0.28		
				400-STORM	3.52	500-TAX	0.99		
				650-PENALT	0.28				
								BALANCE	48.09

14-0842-09-0	CLOUGH, SCOTTY WAYNE	8/30/2008	9/05/2008	100-WATER	14.50	200-SEWER	11.60		
	1042 W TARLETON			300-GARBAG	9.80	303-GARBAG	0.77		
				400-STORM	3.08	500-TAX	0.81		
				650-PENALT	0.05				
								BALANCE	40.61

14-0846-00-0	TORRES, JUAN CARLOS	12/30/1999	4/10/2000	100-WATER	37.59	200-SEWER	80.87		
	1026 W TARLETON			300-GARBAG	28.92	500-TAX	2.38		
				650-PENALT	8.76	700-SVC CH	16.83		
								BALANCE	175.35

14-0846-04-0	SIERRA, MARIBEL	11/30/2000	7/06/2001	100-WATER	106.56	200-SEWER	98.13		
	1026 W TARLETON			300-GARBAG	41.85	500-TAX	3.44		
				650-PENALT	18.86	700-SVC CH	40.85		
								BALANCE	309.69

14-0846-05-0	STEPHENS, CHARLIE	9/30/2001	4/22/2002	100-WATER	45.27	200-SEWER	47.32		
	1026 W TARLETON			300-GARBAG	22.87	500-TAX	1.89		
				650-PENALT	5.08	700-SVC CH	15.66		
								BALANCE	138.09

14-0846-06-0	HARPER, DEANN	5/30/2002	9/26/2002	100-WATER	46.94	200-SEWER	46.34		
	1026 W TARLETON			300-GARBAG	28.68	500-TAX	2.36		
				650-PENALT	6.80	700-SVC CH	35.04		
								BALANCE	166.16

14-0846-07-0	SCHNEIDER, ASHLEY	11/30/2003	5/28/2004	100-WATER	23.23	200-SEWER	41.59		
	1026 W TARLETON			300-GARBAG	16.55	400-STORM	4.76		
				500-TAX	1.37				
								BALANCE	87.50

14-0854-00-0	LEMAY, LOUGHAY	7/30/2000	2/09/2001	100-WATER	6.75	200-SEWER	14.54		
	1035 D W TARLETON			300-GARBAG	4.92	500-TAX	0.40		
								BALANCE	26.61

14-0854-08-0	STILL, KIRBY	7/30/2010	12/02/2010	100-WATER	12.16	200-SEWER	13.95		
	1035 D W TARLETON			300-GARBAG	10.31	400-STORM	3.06		

SEQUENCE: ACCOUNT NUMBER

ALL ACCOUNTS

WRITE OFF DATES: 0/00/0000 THRU 99/99/9999

BALANCES: NON ZERO BALANCES

Item 4.

ACCOUNT NO	NAME	LAST	BAD DEBT					
	SERVICE ADDRESS	BILL	DATE					
				500-TAX	0.85	650-PENALT	0.44	
							BALANCE	40.77
14-0854-09-0	NEWTON, LAKRISHA 1035 D W TARLETON	6/30/2011	10/24/2011	100-WATER	31.11	200-SEWER	34.77	
				300-GARBAG	11.72	303-GARBAG	0.38	
				400-STORM	3.42	500-TAX	0.97	
				650-PENALT	1.55			
							BALANCE	83.92
14-0856-16-0	LILLIE, BRECILLICA ELIZ 1035 C W TARLETON	4/30/2014	9/12/2014	100-WATER	21.10	200-SEWER	18.65	
				300-GARBAG	16.39	303-GARBAG	0.40	
				400-STORM	4.34	500-TAX	1.36	
				650-PENALT	0.94			
							BALANCE	63.18
14-0858-10-0	TAYLOR, TARA FELICIA 1035 B W TARLETON	5/30/2009	9/23/2009	100-WATER	23.60	200-SEWER	20.04	
				300-GARBAG	14.96	400-STORM	4.49	
				500-TAX	1.24	650-PENALT	1.13	
							BALANCE	65.46
14-0858-13-0	GRUBB, MARCIE 1035 B W TARLETON	3/30/2013	5/29/2013	100-WATER	41.65	200-SEWER	48.39	
				300-GARBAG	20.31	303-GARBAG	0.59	
				400-STORM	5.72	500-TAX	1.68	
				650-PENALT	2.92			
							BALANCE	121.26
14-0862-04-0	MINTER, STEPHEN 1047 W TARLETON	6/30/2002	10/18/2002	100-WATER	27.93	200-SEWER	31.07	
				300-GARBAG	23.79	500-TAX	1.96	
				650-PENALT	2.81	700-SVC CH	29.87	
							BALANCE	117.43
14-0862-06-0	DITMORE, BOBBY 1047 W TARLETON	7/30/2006	11/07/2006	100-WATER	74.15	200-SEWER	39.31	
				300-GARBAG	24.73	303-GARBAG	0.66	
				400-STORM	7.95	500-TAX	2.04	
				650-PENALT	4.57			
							BALANCE	153.41
14-0862-08-0	PARKER, 111, EDWARD EARL 1047 W TARLETON	12/30/2007	1/28/2008	100-WATER	138.16	200-SEWER	95.28	
				300-GARBAG	26.77	303-GARBAG	0.94	
				400-STORM	8.42	500-TAX	2.22	
				650-PENALT	10.64	707-DEL CH	20.00	
							BALANCE	302.43
14-0862-11-0	COOPER, AMANDA LEAH 1047 W TARLETON	3/30/2009	4/20/2009	100-WATER	42.63	200-SEWER	53.01	
				300-GARBAG	13.62	400-STORM	4.28	
				500-TAX	1.13	650-PENALT	2.95	
							BALANCE	117.62
14-0862-14-0	RHODES, DAVID 1047 W TARLETON	9/30/2009	1/14/2010	100-WATER	38.37	200-SEWER	32.83	
				300-GARBAG	15.37	303-GARBAG	0.05	

SEQUENCE: ACCOUNT NUMBER

ALL ACCOUNTS

WRITE OFF DATES: 0/00/0000 THRU 99/99/9999

BALANCES: NON ZERO BALANCES

Item 4.

ACCOUNT NO	NAME	LAST	BAD DEBT					
----	-----	----	----	----	----	----	----	----
	SERVICE ADDRESS	BILL	DATE					
				400-STORM	4.58	500-TAX	1.27	
				650-PENALT	1.52			
							BALANCE	93.99
14-0862-17-0	ARELLANO, KIMBERLY OTTO 1047 W TARLETON	6/30/2013	8/14/2013	100-WATER	23.70	200-SEWER	55.98	
				300-GARBAG	21.30	303-GARBAG	0.54	
				400-STORM	6.00	500-TAX	1.76	
				706-TRANSF	20.00			
							BALANCE	129.28
14-0866-01-0	KING, GABE 1057 W TARLETON	6/30/1999	1/11/2000	100-WATER	11.12	200-SEWER	8.02	
				300-GARBAG	5.61	500-TAX	0.46	
							BALANCE	25.21
14-0866-05-0	BREWSTER, JESSICA 1057 W TARLETON	8/30/2000	9/13/2000	100-WATER	22.37	200-SEWER	24.76	
				300-GARBAG	20.70	500-TAX	1.71	
				650-PENALT	2.08	700-SVC CH	4.66	
							BALANCE	76.28
14-0866-09-0	JONES, JENNY GARNETT 1057 W TARLETON	7/30/2005	11/23/2005	100-WATER	26.68	200-SEWER	24.75	
				300-GARBAG	17.71	400-STORM	5.91	
				500-TAX	1.46	650-PENALT	2.58	
							BALANCE	79.09
14-0870-00-0	WILLIAMS, EVERETT 1067 W TARLETON	8/30/1999	9/23/1999	100-WATER	51.35	200-SEWER	62.08	
				300-GARBAG	31.60	500-TAX	2.61	
				650-PENALT	5.67	700-SVC CH	25.75	
							BALANCE	179.06
14-0876-05-0	DAVIS, JAMES Q 436 N OLLIE	4/30/2002	9/26/2002	100-WATER	25.87	200-SEWER	30.80	
				300-GARBAG	21.45	500-TAX	1.77	
				650-PENALT	2.49			
							BALANCE	82.38
14-0876-06-0	HOLLAND, BRANDON D 436 N OLLIE	4/30/2003	10/15/2003	100-WATER	26.49	200-SEWER	28.05	
				300-GARBAG	21.49	400-STORM	4.12	
				500-TAX	1.77			
							BALANCE	81.92
14-0876-14-0	ZELLER, JEREMY DANIEL 436 N OLLIE	5/30/2011	6/23/2011	100-WATER	9.93	200-SEWER	10.90	
				300-GARBAG	6.37	303-GARBAG	0.21	
				400-STORM	1.24	500-TAX	0.53	
							BALANCE	29.18
14-0900-01-0	WILCOXSON, JAY 1181 W VANDERBILT	7/30/2002	12/02/2002	100-WATER	32.85	200-SEWER	31.62	
				300-GARBAG	27.49	500-TAX	2.26	
				650-PENALT	5.19	700-SVC CH	14.14	
							BALANCE	113.55
14-0904-02-0	PRICKETT, MELISSA 635 N NEBLETT	6/30/2001	2/08/2002	100-WATER	24.55	200-SEWER	25.64	
				300-GARBAG	16.11	500-TAX	1.32	

SEQUENCE: ACCOUNT NUMBER

ALL ACCOUNTS

WRITE OFF DATES: 0/00/0000 THRU 99/99/9999

BALANCES: NON ZERO BALANCES

Item 4.

ACCOUNT NO	NAME	LAST	BAD DEBT				
----	-----	----	----				
----	SERVICE ADDRESS	BILL	DATE				
				650-PENALT	1.72		
						BALANCE	69.34
14-0912-08-0	NEWSOM, SHANE ANDREW 666 N NEBLETT	9/30/2014	10/24/2014	100-WATER	8.87	200-SEWER	22.39
				300-GARBAG	11.34	303-GARBAG	0.27
				400-STORM	3.00	500-TAX	0.94
						BALANCE	46.81
14-0914-04-0	KIRK, JAMES E III 652 N NEBLETT	7/30/2003	1/16/2004	100-WATER	54.09	200-SEWER	31.75
				300-GARBAG	21.73	400-STORM	6.25
				500-TAX	1.79	650-PENALT	3.75
						BALANCE	119.36
14-0916-03-0	CHAPMAN, CHRIS 640 N NEBLETT	11/30/2001	4/22/2002	100-WATER	28.11	200-SEWER	28.23
				300-GARBAG	22.19	500-TAX	1.83
				650-PENALT	1.06	700-SVC CH	12.25
						BALANCE	93.67
14-0916-05-0	JERNIGAN, CRYSTAL 640 N NEBLETT	5/30/2002	9/26/2002	100-WATER	57.29	200-SEWER	60.01
				300-GARBAG	28.90	500-TAX	2.39
				650-PENALT	9.60	700-SVC CH	32.94
						BALANCE	191.13
14-0920-03-0	SHORTES, SETH 1255 W VANDERBILT	8/30/2001	4/22/2002	100-WATER	29.71	200-SEWER	30.74
				300-GARBAG	16.96	500-TAX	1.40
				650-PENALT	3.84	700-SVC CH	8.96
						BALANCE	91.61
***** BOOK TOTALS ***** ACCTS: 309				100-WATER	17,045.82	102-WATER	354.62
				200-SEWER	13,760.63	300-GARBAG	6,761.98
				303-GARBAG	50.45	400-STORM	1,293.54
				500-TAX	557.53	650-PENALT	1,368.98
				700-SVC CH	1,648.65	701-CONN	14.36
				702-DEL CH	27.83	706-TRANSF	50.97
				707-DEL CH	200.00	996-Unappl	9.04-
						BALANCE	43,126.32

SEQUENCE: ACCOUNT NUMBER

ALL ACCOUNTS

WRITE OFF DATES: 0/00/0000 THRU 99/99/9999

BALANCES: NON ZERO BALANCES

Item 4.

ACCOUNT NO	NAME	LAST	BAD DEBT					
	SERVICE ADDRESS	BILL	DATE					
15-0002-04-0	MARTINEZ, LILLY 1281 W VANDERBILT	5/30/2002	9/26/2002	100-WATER	53.18	200-SEWER	61.35	
				300-GARBAG	28.42	500-TAX	2.35	
				650-PENALT	9.35	700-SVC CH	16.01	
							BALANCE	170.66
15-0010-07-0	JOHNSON, AMBER ELIZABETH 659 B N CAIN	10/30/2004	12/02/2004	100-WATER	22.37	200-SEWER	17.86	
				300-GARBAG	19.51	400-STORM	5.61	
				500-TAX	1.61	650-PENALT	2.34	
							BALANCE	69.30
15-0010-15-0	JOHNSON, TIM RAY 659 B N CAIN	4/30/2010	6/21/2010	100-WATER	17.87	200-SEWER	20.33	
				300-GARBAG	7.81	400-STORM	2.32	
				500-TAX	0.65	650-PENALT	0.93	
							BALANCE	49.91
15-0010-17-0	BASS, BRIAN 659 B N CAIN	8/30/2011	12/06/2011	100-WATER	17.04	200-SEWER	15.33	
				300-GARBAG	10.41	303-GARBAG	0.29	
				400-STORM	3.04	500-TAX	0.86	
							BALANCE	46.97
15-0012-02-0	EMERSON, STERLING 659 A N CAIN	10/30/2001	4/22/2002	100-WATER	55.95	200-SEWER	58.60	
				300-GARBAG	27.31	500-TAX	2.25	
				650-PENALT	8.08	700-SVC CH	15.58	
							BALANCE	167.77
15-0012-05-0	LILLY, III, ALBERT ARTI CE 659 A N CAIN	5/30/2004	8/20/2004	100-WATER	38.62	200-SEWER	36.84	
				300-GARBAG	30.13	400-STORM	8.65	
				500-TAX	2.48	650-PENALT	3.18	
							BALANCE	119.90
15-0012-17-0	RODRIGUEZ, GREGORY 659 A N CAIN	2/28/2011	5/25/2011	100-WATER	22.93	200-SEWER	20.17	
				300-GARBAG	14.60	303-GARBAG	0.12	
				400-STORM	4.35	500-TAX	1.20	
				650-PENALT	0.44			
							BALANCE	63.81
15-0062-03-0	MASSEY, PATTY 1560 W TARLETON	1/30/2005	3/24/2006	100-WATER	68.41	200-SEWER	60.12	
				300-GARBAG	21.26	400-STORM	7.01	
				500-TAX	1.75	650-PENALT	5.38	
							BALANCE	163.93
15-0064-00-0	STEVENS, SIDNEY L 1570 W TARLETON	5/30/2010	9/02/2010	100-WATER	34.18	200-SEWER	28.74	
				300-GARBAG	31.32	400-STORM	9.32	
				500-TAX	2.58	650-PENALT	3.34	
				707-DEL CH	20.00			
							BALANCE	129.48
15-0066-01-0	GRACE, CODY 1580 W TARLETON	4/30/1999	12/16/1999	100-WATER	29.60	200-SEWER	45.40	
				300-GARBAG	16.33	500-TAX	1.35	

SEQUENCE: ACCOUNT NUMBER

ALL ACCOUNTS

WRITE OFF DATES: 0/00/0000 THRU 99/99/9999

BALANCES: NON ZERO BALANCES

Item 4.

ACCOUNT NO	NAME	LAST	BAD DEBT					
	SERVICE ADDRESS	BILL	DATE					
				650-PENALT	3.56	700-SVC CH	21.03	
							BALANCE	117.27
15-0070-01-0	FAIR, DARLENE 1590 W TARLETON	1/31/1999	12/16/1999	100-WATER	5.81	200-SEWER	3.94	
				300-GARBAG	2.15	500-TAX	0.18	
				700-SVC CH	39.05			
							BALANCE	51.13
15-0070-02-0	HUSEMAN, LIENISA 1590 W TARLETON	4/30/1999	12/16/1999	100-WATER	20.69	200-SEWER	39.03	
				300-GARBAG	13.97	500-TAX	1.15	
							BALANCE	74.84
15-0082-00-0	THE RL KELLY GROUP, INC 1901 W WASHINGTON	11/30/2002	6/13/2003	100-WATER	95.56	200-SEWER	102.74	
				300-GARBAG	223.27	400-STORM	44.89	
				500-TAX	18.43	650-PENALT	18.11	
				700-SVC CH	20.00			
							BALANCE	523.00
15-0094-02-0	RALLY FOOD & FUEL 1929 W WASHINGTON	7/30/2001	4/22/2002	100-WATER	11.10	200-SEWER	11.68	
				300-GARBAG	37.87	500-TAX	3.12	
							BALANCE	63.77
15-0102-04-0	HUDSON, AMBER ASHLEY 271 HARBIN	12/30/2006	3/27/2007	100-WATER	34.96	200-SEWER	43.53	
				300-GARBAG	11.81	303-GARBAG	0.18	
				400-STORM	3.80	500-TAX	0.97	
				650-PENALT	0.39			
							BALANCE	95.64
15-0102-06-0	SUGG, CLAYTON 271 HARBIN	7/30/2008	10/17/2008	100-WATER	12.48	200-SEWER	22.12	
				300-GARBAG	4.35	303-GARBAG	0.34	
				400-STORM	1.37	500-TAX	0.36	
							BALANCE	41.02
15-0102-10-0	HOBBS, TERESA RANEE 271 HARBIN	7/30/2012	10/23/2012	100-WATER	13.71	200-SEWER	11.65	
				300-GARBAG	5.44	303-GARBAG	0.11	
				400-STORM	1.53	500-TAX	0.45	
							BALANCE	32.89
15-0110-01-0	ELLIS, STEPHANIE 1960 W TARLETON	5/30/2001	1/03/2002	100-WATER	27.23	200-SEWER	27.46	
				300-GARBAG	17.26	500-TAX	1.42	
							BALANCE	73.37
15-0110-06-0	WILLIAMS, ANDREW 1960 W TARLETON	4/30/2006	6/15/2006	100-WATER	48.00	200-SEWER	43.33	
				300-GARBAG	26.72	303-GARBAG	0.43	
				400-STORM	8.59	500-TAX	2.20	
				650-PENALT	3.86			
							BALANCE	133.13
15-0110-07-0	HEALY, SHELBY 1960 W TARLETON	1/30/2010	2/25/2010	100-WATER	29.47	200-SEWER	35.53	
				300-GARBAG	27.02	400-STORM	8.04	

SEQUENCE: ACCOUNT NUMBER

ALL ACCOUNTS

WRITE OFF DATES: 0/00/0000 THRU 99/99/9999

BALANCES: NON ZERO BALANCES

Item 4.

ACCOUNT NO	NAME	LAST	BAD DEBT				
	SERVICE ADDRESS	BILL	DATE				
				500-TAX	2.23	650-PENALT	1.80
				707-DEL CH	20.00		
						BALANCE	124.09
15-0114-01-0	PAYNE, SCOTT	1/30/2004	7/08/2004	100-WATER	30.19	200-SEWER	28.08
	1930 W TARLETON			300-GARBAG	17.90	400-STORM	5.14
				500-TAX	1.48	650-PENALT	2.33
						BALANCE	85.12
15-0114-02-1	BEAUDRY, KIMBERLY DEE	7/30/2012	12/13/2012	100-WATER	21.42	200-SEWER	20.11
	1930 W TARLETON			300-GARBAG	10.54	303-GARBAG	0.26
				400-STORM	2.97	500-TAX	0.87
				650-PENALT	1.04		
						BALANCE	57.21
15-0118-10-0	POWERS, LISA JONES	5/30/2010	6/21/2010	100-WATER	28.68	200-SEWER	28.92
	1921 W TARLETON			300-GARBAG	16.45	400-STORM	4.89
				500-TAX	1.36	650-PENALT	1.32
						BALANCE	81.62
15-0122-03-0	SPAIN, JACOB	6/30/2012	9/24/2012	100-WATER	18.98	200-SEWER	22.97
	1919 W TARLETON			300-GARBAG	15.09	303-GARBAG	0.44
				400-STORM	4.25	500-TAX	1.25
				650-PENALT	0.99		
						BALANCE	63.97
15-0128-13-0	DELACRUZ, ROSALINDA	6/30/2008	10/17/2008	100-WATER	19.85	200-SEWER	16.00
	1904 W TARLETON			300-GARBAG	6.06	303-GARBAG	0.49
				400-STORM	1.91	500-TAX	0.50
						BALANCE	44.81
15-0128-14-0	ANGEL, MELVN PAUL	1/30/2009	5/22/2009	100-WATER	55.33	200-SEWER	47.42
	1904 W TARLETON			300-GARBAG	18.19	303-GARBAG	0.34
				400-STORM	5.72	500-TAX	1.51
				650-PENALT	3.60		
						BALANCE	132.11
15-0130-16-0	DANIELS, MARIA	11/30/2012	12/13/2012	100-WATER	87.47	200-SEWER	119.52
	1915 W TARLETON			300-GARBAG	47.64	303-GARBAG	1.35
				400-STORM	9.00	500-TAX	3.93
				650-PENALT	9.73		
						BALANCE	278.64
15-0132-04-0	RATLIFF, PARICIA	3/30/2005	8/29/2005	100-WATER	21.36	200-SEWER	21.53
	1905 W TARLETON			300-GARBAG	9.67	400-STORM	3.23
				500-TAX	0.79		
						BALANCE	56.58
15-0132-05-0	WHITE, SHIRLEY	6/30/2009	7/24/2009	100-WATER	53.33	200-SEWER	40.73
	1905 W TARLETON			300-GARBAG	28.54	303-GARBAG	0.03

SEQUENCE: ACCOUNT NUMBER

ALL ACCOUNTS

WRITE OFF DATES: 0/00/0000 THRU 99/99/9999

BALANCES: NON ZERO BALANCES

Item 4.

ACCOUNT NO	NAME	LAST BILL	BAD DEBT DATE				
				400-STORM	8.50	500-TAX	2.35
				650-PENALT	4.26		
						BALANCE	137.74
15-0136-03-0	MCMILLIAN, JOEL EDWARD 1906 W SLOAN	5/30/2010	8/09/2010	100-WATER	24.52	200-SEWER	33.75
				300-GARBAG	16.24	400-STORM	4.83
				500-TAX	1.34	650-PENALT	1.12
						BALANCE	81.80
15-0142-15-0	LOPEZ, BRANDON MORGAN 1930 W SLOAN	2/28/2010	3/22/2010	100-WATER	16.38	200-SEWER	13.83
				300-GARBAG	13.64	400-STORM	4.06
				500-TAX	1.13	650-PENALT	0.76
						BALANCE	49.80
15-0146-00-0	DOTSETH, JUNICE 260 ST FELIX	8/30/2005	11/23/2005	100-WATER	81.74	200-SEWER	27.61
				300-GARBAG	22.60	400-STORM	7.54
				500-TAX	1.86	650-PENALT	9.88
						BALANCE	151.23
15-0146-01-0	SHUBERT, PAMELA 260 ST FELIX	9/30/2006	12/27/2006	100-WATER	87.19	200-SEWER	59.47
				300-GARBAG	20.43	303-GARBAG	0.69
				400-STORM	6.57	500-TAX	1.69
				650-PENALT	6.40		
						BALANCE	182.44
15-0148-00-0	SWAIN, CAREY 250 ST FELIX	11/30/1999	6/09/2000	100-WATER	82.06	200-SEWER	66.87
				300-GARBAG	24.62	500-TAX	2.03
				650-PENALT	7.48		
						BALANCE	183.06
15-0150-00-0	RAYMOND, JACK 240 ST FELIX	9/30/2000	5/25/2001	100-WATER	69.14	200-SEWER	94.32
				300-GARBAG	32.79	500-TAX	2.70
				650-PENALT	13.49	700-SVC CH	20.00
						BALANCE	232.44
15-0150-06-0	LATIMORE, ZJATORIC 240 ST FELIX	6/30/2011	10/24/2011	100-WATER	28.99	200-SEWER	42.75
				300-GARBAG	12.46	303-GARBAG	0.42
				400-STORM	3.64	500-TAX	1.03
				650-PENALT	0.73		
						BALANCE	90.02
15-0154-04-0	CORTEZ, ENRIQUE ALEJAND 190 ST FELIX	8/30/2003	1/16/2004	100-WATER	68.58	200-SEWER	67.29
				300-GARBAG	30.37	400-STORM	5.82
				500-TAX	2.51	650-PENALT	4.54
						BALANCE	179.11
15-0156-05-0	OSBORN, GARY 1904 W TURNER	7/30/2005	11/23/2005	100-WATER	48.12	200-SEWER	43.23
				300-GARBAG	23.45	400-STORM	5.22
				500-TAX	1.93	650-PENALT	3.96

SEQUENCE: ACCOUNT NUMBER

ALL ACCOUNTS

WRITE OFF DATES: 0/00/0000 THRU 99/99/9999

BALANCES: NON ZERO BALANCES

Item 4.

ACCOUNT NO	NAME	LAST	BAD DEBT					
	SERVICE ADDRESS	BILL	DATE					BALANCE
								125.91
15-0156-07-0	HAMILTON, ASHLEY ERIN 1904 W TURNER	5/30/2010	9/02/2010	100-WATER	78.61	200-SEWER	42.66	
				300-GARBAG	19.33	400-STORM	3.83	
				500-TAX	1.59	650-PENALT	6.91	
				700-SVC CH	30.00	707-DEL CH	20.00	
				999-Refund	131.69-			
								BALANCE 71.24
15-0172-06-0	SEABOURN, JEFF 1936 W TURNER	10/30/2009	11/05/2009	100-WATER	29.39	200-SEWER	23.01	
				300-GARBAG	16.52	303-GARBAG	0.01	
				400-STORM	3.28	500-TAX	1.36	
				650-PENALT	2.45			
								BALANCE 76.02
15-0174-03-0	BODY, TIFFANY 1946 W TURNER	3/30/2002	7/26/2002	100-WATER	40.50	200-SEWER	47.09	
				300-GARBAG	25.88	500-TAX	2.14	
				650-PENALT	3.64	700-SVC CH	31.00	
								BALANCE 150.25
15-0178-00-0	LUTTRELL, W D 1951 W TURNER	10/30/2004	4/18/2005	100-WATER	81.00	200-SEWER	70.05	
				300-GARBAG	31.32	400-STORM	9.00	
				500-TAX	2.58	650-PENALT	6.88	
				701-CONN	20.00	702-DEL CH	20.00	
								BALANCE 240.83
15-0202-03-0	JOHNSON, CANDI JOANN 106 PARK DR	1/30/2008	4/21/2008	100-WATER	18.66	200-SEWER	15.05	
				300-GARBAG	4.05	303-GARBAG	0.17	
				400-STORM	1.27	500-TAX	0.34	
								BALANCE 39.54
15-0202-08-0	DAVIDSON, CLARENCE 106 PARK DR	3/30/2014	7/10/2014	100-WATER	37.59	200-SEWER	35.49	
				300-GARBAG	34.02	303-GARBAG	0.74	
				400-STORM	6.00	500-TAX	2.82	
								BALANCE 116.66
15-0206-03-0	CHAMBERLIN, TYLER KEEVEN 110 PARK DR	12/30/2011	1/16/2012	100-WATER	16.42	200-SEWER	14.57	
				300-GARBAG	11.66	303-GARBAG	0.34	
				400-STORM	3.41	500-TAX	0.96	
				650-PENALT	0.17			
								BALANCE 47.53
15-0222-00-0	CATON, NOLA 165 PARK DR	11/30/2001	4/22/2002	100-WATER	20.41	200-SEWER	39.35	
				300-GARBAG	22.89	500-TAX	1.89	
				700-SVC CH	19.17			
								BALANCE 103.71
15-0226-06-0	LOERA, JARROD NATHANIE 141 PARK DR	6/30/2009	7/24/2009	100-WATER	21.84	200-SEWER	26.11	
				300-GARBAG	14.86	303-GARBAG	0.03	

SEQUENCE: ACCOUNT NUMBER

ALL ACCOUNTS

WRITE OFF DATES: 0/00/0000 THRU 99/99/9999

BALANCES: NON ZERO BALANCES

Item 4.

ACCOUNT NO	NAME	LAST	BAD DEBT					
	SERVICE ADDRESS	BILL	DATE					
				400-STORM	4.43	500-TAX	1.22	
				650-PENALT	1.05			
							BALANCE	69.54
15-0228-02-0	DOCKERY, LORRAINE M	7/30/2002	12/02/2002	100-WATER	34.22	200-SEWER	34.28	
	131 PARK DR			300-GARBAG	28.07	500-TAX	2.31	
				650-PENALT	6.07	700-SVC CH	14.67	
							BALANCE	119.62
15-0228-07-0	BULLOCK, TRAVIS SHANE	8/30/2007	11/14/2007	100-WATER	60.60	200-SEWER	69.45	
	131 PARK DR			300-GARBAG	28.01	303-GARBAG	0.68	
				400-STORM	8.81	500-TAX	2.31	
				650-PENALT	5.51			
							BALANCE	175.37
15-0228-12-0	FULLER, ELISA	9/30/2009	1/14/2010	100-WATER	18.36	200-SEWER	15.56	
	131 PARK DR			300-GARBAG	11.99	400-STORM	3.56	
				500-TAX	0.99			
							BALANCE	50.46
15-0234-04-0	MCKINNEY, DONALD E	7/30/2002	12/02/2002	100-WATER	30.88	200-SEWER	31.81	
	123 PARK DR			300-GARBAG	19.11	500-TAX	1.57	
				650-PENALT	4.01	700-SVC CH	11.08	
							BALANCE	98.46
15-0234-08-0	JOBLIN, SHANDY	1/30/2008	4/21/2008	100-WATER	24.49	102-WATER	126.02	
	123 PARK DR			200-SEWER	19.64	300-GARBAG	13.77	
	CONTRACT: CTC	AMOUNT OWED:	0.00	303-GARBAG	0.55	400-STORM	4.33	
				500-TAX	1.14	650-PENALT	4.63	
							BALANCE	194.57
15-0234-14-0	HOUSTON, JEFFERY	8/30/2014	10/24/2014	100-WATER	15.76	200-SEWER	13.69	
	123 PARK DR			300-GARBAG	13.70	303-GARBAG	0.35	
				400-STORM	3.63	500-TAX	1.14	
				650-PENALT	0.19			
							BALANCE	48.46
15-0240-00-0	HODGES, ROBERT D	2/28/2002	6/20/2002	100-WATER	34.74	200-SEWER	43.77	
	115 PARK DR			300-GARBAG	21.85	500-TAX	1.80	
				650-PENALT	3.92	700-SVC CH	31.85	
							BALANCE	137.93
15-0242-06-0	WALKINGSTICK, MERISSA MARIA	6/30/2012	9/24/2012	100-WATER	37.14	200-SEWER	34.66	
	113 PARK DR			300-GARBAG	8.11	303-GARBAG	0.23	
				400-STORM	2.29	500-TAX	0.67	
							BALANCE	83.10
15-0250-04-0	MCCARTNEY, MELISSA	4/30/2001	12/13/2001	100-WATER	31.01	200-SEWER	33.12	
	103 GREENVIEW			300-GARBAG	15.43	500-TAX	1.27	

SEQUENCE: ACCOUNT NUMBER

ALL ACCOUNTS

WRITE OFF DATES: 0/00/0000 THRU 99/99/9999

BALANCES: NON ZERO BALANCES

Item 4.

ACCOUNT NO	NAME	LAST	BAD DEBT					
----	-----	----	----					
----	SERVICE ADDRESS	BILL	DATE					
			650-PENALT	1.03			BALANCE	81.86
15-0254-03-0	MINISH, MINTARA 107 GREENVIEW	1/30/2007	5/18/2007	100-WATER	11.01	200-SEWER	18.02	
			300-GARBAG	6.93	303-GARBAG		0.10	
			400-STORM	2.23	500-TAX		0.57	
							BALANCE	38.86
15-0256-00-0	LAWSON, RONNIE 104 GREENVIEW	10/30/2000	5/25/2001	100-WATER	190.41	200-SEWER	102.45	
			300-GARBAG	32.89	500-TAX		2.71	
			650-PENALT	17.77	700-SVC CH		20.00	
							BALANCE	366.23
15-0256-01-0	DAVIS, PAMELA 104 GREENVIEW	3/30/2002	7/26/2002	100-WATER	23.19	200-SEWER	34.36	
			300-GARBAG	21.15	500-TAX		1.74	
			650-PENALT	2.43	700-SVC CH		11.23	
							BALANCE	94.10
15-0256-07-0	FORTUNE, MICHAEL LEE 104 GREENVIEW	2/28/2010	6/21/2010	100-WATER	51.00	200-SEWER	54.05	
			300-GARBAG	20.06	400-STORM		5.97	
			500-TAX	1.66	650-PENALT		3.34	
							BALANCE	136.08
15-0266-00-0	HALILI, RAMIZ 101 S BLAKENEY	12/30/1999	4/10/2000	100-WATER	11.50	200-SEWER	10.16	
			300-GARBAG	8.54	500-TAX		0.70	
			700-SVC CH	24.69				
							BALANCE	55.59
15-0272-22-0	MEDINA, YAMIL 106 S BLAKENEY	6/30/2012	9/24/2012	100-WATER	18.19	200-SEWER	20.60	
			300-GARBAG	7.48	303-GARBAG		0.21	
			400-STORM	2.11	500-TAX		0.62	
							BALANCE	49.21
15-0274-03-1	HILLEY, JEANNIE LEE 108 S BLAKENEY	10/30/2011	2/21/2012	100-WATER	47.90	102-WATER	267.65	
			200-SEWER	29.91	300-GARBAG		16.28	
	CONTRACT: CTC	AMOUNT OWED: 0.00	303-GARBAG	0.42	400-STORM		4.76	
			500-TAX	1.34	650-PENALT		7.83	
							BALANCE	376.09
15-0280-00-0	CARTER, T G 115 S BLAKENEY	9/30/2010	1/14/2011	100-WATER	13.00	200-SEWER	8.69	
			300-GARBAG	9.62	400-STORM		1.91	
			500-TAX	0.79				
							BALANCE	34.01
15-0280-02-0	RUTLEDGE, DEBBIE 115 S BLAKENEY	6/30/2013	8/14/2013	100-WATER	45.51	200-SEWER	42.35	
			300-GARBAG	29.30	303-GARBAG		0.77	
			400-STORM	5.54	500-TAX		2.42	
			650-PENALT	3.44				
							BALANCE	129.33

SEQUENCE: ACCOUNT NUMBER

ALL ACCOUNTS

WRITE OFF DATES: 0/00/0000 THRU 99/99/9999

BALANCES: NON ZERO BALANCES

Item 4.

ACCOUNT NO	NAME	LAST	BAD DEBT				
	SERVICE ADDRESS	BILL	DATE				
15-0282-00-0	BRANAM, BILLY	6/30/2003	1/16/2004	100-WATER	69.17	200-SEWER	73.20
	110 S BLAKENEY			300-GARBAG	24.94	400-STORM	7.17
				500-TAX	2.06	650-PENALT	6.25
							BALANCE 182.79
15-0282-02-0	KAUPKE, CARRIE	6/30/2004	2/07/2005	100-WATER	56.49	200-SEWER	57.18
	110 S BLAKENEY			300-GARBAG	29.88	400-STORM	8.59
				500-TAX	2.46	650-PENALT	5.02
							BALANCE 159.62
15-0286-02-0	PETTY, CASSIE	9/30/2012	12/13/2012	100-WATER	120.19	200-SEWER	59.63
	125 S BLAKENEY			300-GARBAG	23.34	303-GARBAG	0.49
				400-STORM	6.58	500-TAX	1.93
				650-PENALT	5.03	702-DEL CH	13.29
							BALANCE 230.48
15-0310-00-0	FLEWELLING, WALTER	7/30/1999	2/14/2000	100-WATER	15.16	200-SEWER	16.55
	1998 W SWAN			300-GARBAG	20.37	500-TAX	1.68
							BALANCE 53.76
15-0310-01-0	EL NORTENO	11/30/2000	12/12/2000	100-WATER	32.79	200-SEWER	34.08
	1998 W SWAN			650-PENALT	4.40	700-SVC CH	47.06
							BALANCE 118.33
15-0320-00-0	MICHELLE'S ACADEMY OF DANCE	12/30/2000	7/06/2001	100-WATER	214.05	200-SEWER	292.39
	1996 W SWAN			300-GARBAG	43.45	500-TAX	3.58
				650-PENALT	51.52	700-SVC CH	20.00
							BALANCE 624.99
15-0320-01-1	ROCK M BUILDING MATERIALS	2/29/2004	1/31/2006	100-WATER	14.11	200-SEWER	13.21
	1996 W SWAN			300-GARBAG	68.10	400-STORM	50.55
				500-TAX	5.62	650-PENALT	5.14
							BALANCE 156.73
15-0380-01-0	GARCIA, MICKEY	6/30/2004	8/20/2004	100-WATER	36.20	200-SEWER	45.94
	261 GREENVIEW			300-GARBAG	27.59	400-STORM	7.93
				500-TAX	2.27	650-PENALT	4.04
				700-SVC CH	10.06		
							BALANCE 134.03
15-0380-03-0	HOGG, STEVE	8/30/2001	4/22/2002	100-WATER	67.06	200-SEWER	47.88
	261 GREENVIEW			300-GARBAG	22.23	500-TAX	1.84
				650-PENALT	4.80		
							BALANCE 143.81
15-0380-05-0	EDDY, ALEXIA BROOKE	11/30/2004	12/02/2004	100-WATER	36.22	200-SEWER	29.02
	261 GREENVIEW			300-GARBAG	22.98	400-STORM	6.60
				500-TAX	1.89	650-PENALT	1.21

SEQUENCE: ACCOUNT NUMBER

ALL ACCOUNTS

WRITE OFF DATES: 0/00/0000 THRU 99/99/9999

BALANCES: NON ZERO BALANCES

Item 4.

ACCOUNT NO	NAME	LAST	BAD DEBT					
	SERVICE ADDRESS	BILL	DATE					
							BALANCE	97.92
15-0382-00-0	HUFFMAN, WILLIAM	6/30/2006	11/07/2006	100-WATER	43.57	200-SEWER	30.13	
	260 GREENVIEW			300-GARBAG	15.44	303-GARBAG	0.40	
				400-STORM	4.97	500-TAX	1.27	
				650-PENALT	2.49			
							BALANCE	98.27
15-0388-00-0	MURIC, MARIA	11/30/1999	6/09/2000	100-WATER	30.03	200-SEWER	33.79	
	251 GREENVIEW			300-GARBAG	12.08	500-TAX	0.99	
							BALANCE	76.89
15-0396-03-0	DUPEE, CASSIE	2/28/2002	6/20/2002	100-WATER	213.64	200-SEWER	116.37	
	225 GREENVIEW			300-GARBAG	34.19	500-TAX	2.82	
				650-PENALT	4.26	700-SVC CH	26.69	
							BALANCE	397.97
***** BOOK TOTALS ***** ACCTS: 78				100-WATER	3,494.50	102-WATER	393.67	
				200-SEWER	3,279.47	300-GARBAG	1,781.05	
				303-GARBAG	10.98	400-STORM	360.56	
				500-TAX	146.91	650-PENALT	307.82	
				700-SVC CH	429.17	701-CONN	20.00	
				702-DEL CH	33.29	707-DEL CH	60.00	
				999-Refund	131.69-			
							BALANCE	10,185.73

SEQUENCE: ACCOUNT NUMBER

ALL ACCOUNTS

WRITE OFF DATES: 0/00/0000 THRU 99/99/9999

BALANCES: NON ZERO BALANCES

Item 4.

ACCOUNT NO	NAME	LAST	BAD DEBT					
	SERVICE ADDRESS	BILL	DATE					
18-0037-01-0	GAINES, DANNY	5/30/2000	6/09/2000	100-WATER	8.99	200-SEWER	9.91	
	837 W FREY			300-GARBAG	8.40	500-TAX	0.69	
							BALANCE	27.99
18-0037-03-0	GABRIEL, JOSH	3/30/2001	10/17/2001	100-WATER	47.05	200-SEWER	53.70	
	837 W FREY			300-GARBAG	25.90	500-TAX	2.13	
				650-PENALT	3.64	700-SVC CH	15.12	
							BALANCE	147.54
18-0063-01-0	CEDILLO, REY	12/30/2005	3/24/2006	100-WATER	149.48	200-SEWER	86.61	
	863 W FREY			300-GARBAG	29.03	400-STORM	9.68	
				500-TAX	2.39	650-PENALT	20.44	
				707-DEL CH	20.00			
							BALANCE	317.63
18-0105-01-0	TURNER, REGINA ESTELLE	9/30/2003	4/15/2004	100-WATER	216.87	200-SEWER	106.20	
	973 N STEPHENS			300-GARBAG	37.69	400-STORM	9.33	
				500-TAX	3.11	650-PENALT	26.72	
							BALANCE	399.92
18-0105-03-0	THOMAS, CAROL	10/31/2005	1/31/2006	100-WATER	132.47	200-SEWER	91.56	
	973 N STEPHENS			300-GARBAG	29.00	400-STORM	9.67	
				500-TAX	2.39	650-PENALT	8.93	
							BALANCE	274.02
18-0110-04-0	VOORHIES, CODY WAYNE	3/30/2010	6/21/2010	100-WATER	42.08	200-SEWER	50.60	
	977 N STEPHENS			300-GARBAG	28.64	400-STORM	8.53	
				500-TAX	2.36	650-PENALT	4.60	
							BALANCE	136.81
18-0117-00-0	POUNDS, WILSON	10/30/2000	5/25/2001	100-WATER	18.16	200-SEWER	10.89	
	960 N STEPHENS			300-GARBAG	7.21	500-TAX	0.59	
							BALANCE	36.85
18-0117-04-0	LENTSCHKE, TRAVIS CORT	10/30/2012	12/13/2012	100-WATER	25.62	200-SEWER	34.19	
	960 N STEPHENS			300-GARBAG	19.95	303-GARBAG	0.53	
				400-STORM	5.62	500-TAX	1.65	
				650-PENALT	2.15	700-SVC CH	17.46	
							BALANCE	107.17
18-0120-02-0	LAMBERT, ROBERT ARTHUR	1/30/2011	4/25/2011	100-WATER	12.14	200-SEWER	10.52	
	950 N STEPHENS			300-GARBAG	8.91	303-GARBAG	0.04	
				400-STORM	2.65	500-TAX	0.74	
							BALANCE	35.00
18-0125-00-0	SKINNER, ROY	9/30/2002	4/17/2003	100-WATER	36.09	200-SEWER	77.94	
	957 W FREY			300-GARBAG	33.68	400-STORM	4.90	
				500-TAX	2.78	650-PENALT	9.40	

SEQUENCE: ACCOUNT NUMBER

ALL ACCOUNTS

WRITE OFF DATES: 0/00/0000 THRU 99/99/9999

BALANCES: NON ZERO BALANCES

Item 4.

ACCOUNT NO	NAME	LAST	BAD DEBT				
	SERVICE ADDRESS	BILL	DATE				
				700-SVC CH	20.00		
						BALANCE	184.79
18-0125-01-0	PACK, THOMAS MARK 957 W FREY	5/30/2013	11/15/2013	100-WATER	10.24	200-SEWER	11.07
				300-GARBAG	5.24	303-GARBAG	0.13
				400-STORM	1.97	500-TAX	0.43
						BALANCE	29.08
18-0128-00-1	MACKEY, GAIL 989 W FREY	11/30/2003	4/18/2005	100-WATER	26.14	200-SEWER	25.30
				300-GARBAG	17.76	400-STORM	5.10
				500-TAX	1.46	650-PENALT	0.51
						BALANCE	76.27
18-0128-06-0	STANTON, FAY KATHLEEN 989 W FREY	6/30/2011	7/26/2011	100-WATER	17.50	200-SEWER	15.78
				300-GARBAG	10.38	303-GARBAG	0.34
	CONTRACT: CTC	AMOUNT OWED:	0.00	400-STORM	3.04	500-TAX	0.86
				650-PENALT	0.79		
						BALANCE	48.69
18-0130-01-0	LAWSON, CORY LYNN 951 N CLINTON	4/30/2001	12/13/2001	100-WATER	25.02	200-SEWER	29.23
				300-GARBAG	20.82	500-TAX	1.72
				650-PENALT	2.47	700-SVC CH	13.85
						BALANCE	93.11
18-0130-07-0	LANDRUM, MANDY TERESA 951 N CLINTON	6/30/2005	7/15/2005	100-WATER	36.07	200-SEWER	28.90
				300-GARBAG	19.10	400-STORM	6.37
				500-TAX	1.58	650-PENALT	3.77
						BALANCE	95.79
18-0130-08-0	DUNN, ANGELA MARIE 951 N CLINTON	6/30/2006	11/07/2006	100-WATER	49.44	200-SEWER	40.81
				300-GARBAG	19.85	303-GARBAG	0.46
				400-STORM	6.39	500-TAX	1.64
				650-PENALT	4.16		
						BALANCE	122.75
18-0140-05-0	UCH, SOKUNTHEA K 970 W PECAN	10/30/2004	4/18/2005	100-WATER	58.03	200-SEWER	56.29
				300-GARBAG	32.30	400-STORM	9.28
				500-TAX	2.66	650-PENALT	5.79
				707-DEL CH	20.00		
						BALANCE	184.35
18-0140-08-0	FRAGA, PEDRO 970 W PECAN	1/30/2007	2/13/2007	100-WATER	34.79	200-SEWER	27.89
				300-GARBAG	19.31	303-GARBAG	0.28
				400-STORM	6.21	500-TAX	1.59
						BALANCE	90.07
18-0144-02-0	NEWMAN, ANDREA 950 W PECAN	12/30/2004	6/22/2005	100-WATER	44.12	200-SEWER	46.74
				300-GARBAG	31.34	400-STORM	9.00
				500-TAX	2.58	650-PENALT	8.11

SEQUENCE: ACCOUNT NUMBER

ALL ACCOUNTS

WRITE OFF DATES: 0/00/0000 THRU 99/99/9999

BALANCES: NON ZERO BALANCES

Item 4.

ACCOUNT NO	NAME	LAST	BAD DEBT					
	SERVICE ADDRESS	BILL	DATE					BALANCE
								141.89
18-0148-03-0	BENEDICT, SHANNA 911 W PECAN	12/30/1999	4/10/2000	100-WATER	24.67	200-SEWER	34.55	
				300-GARBAG	29.99	500-TAX	2.47	
				650-PENALT	5.51			
								BALANCE 97.19
18-0148-13-0	PATTERSON, JANETT 911 W PECAN	2/28/2005	7/15/2005	100-WATER	72.68	200-SEWER	58.35	
				300-GARBAG	37.69	400-STORM	11.25	
				500-TAX	3.11	650-PENALT	14.86	
				706-TRANSF	18.94			
								BALANCE 216.88
18-0148-15-0	COOK, SAMANTHA LYNN 911 W PECAN	7/30/2006	11/07/2006	100-WATER	37.47	200-SEWER	30.09	
				300-GARBAG	16.64	303-GARBAG	0.45	
				400-STORM	5.35	500-TAX	1.37	
				650-PENALT	2.93			
								BALANCE 94.30
18-0148-16-0	WILLIAMS, TANNA 911 W PECAN CONTRACT: CTC AMOUNT OWED:	6/30/2008	10/17/2008	100-WATER	79.98	200-SEWER	81.60	
				300-GARBAG	18.87	303-GARBAG	1.35	
				400-STORM	5.93	500-TAX	1.56	
				650-PENALT	7.91			
								BALANCE 197.20
18-0160-02-0	SPOON, ELVIS 1041 N CLINTON	7/30/2001	4/22/2002	100-WATER	536.63	200-SEWER	47.37	
				300-GARBAG	33.11	500-TAX	2.73	
				650-PENALT	20.39	700-SVC CH	17.81	
								BALANCE 658.04
18-0160-03-0	CARPENTER, CASEY 1041 N CLINTON	12/30/2003	1/16/2004	100-WATER	13.97	200-SEWER	27.57	
				300-GARBAG	9.42	400-STORM	1.81	
				500-TAX	0.78			
								BALANCE 53.55
18-0160-05-0	FERGUSON, AMANDA BETH 1041 N CLINTON	3/30/2005	6/22/2005	100-WATER	33.62	200-SEWER	25.30	
				300-GARBAG	21.10	400-STORM	4.60	
				500-TAX	1.74	650-PENALT	1.83	
								BALANCE 88.19
18-0161-04-0	KOHLs, TASHA 1031 N OLLIE	6/30/2009	9/23/2009	100-WATER	34.62	200-SEWER	29.47	
				300-GARBAG	19.31	303-GARBAG	0.03	
				400-STORM	5.76	500-TAX	1.59	
				650-PENALT	3.03			
								BALANCE 93.81
18-0165-05-0	RIEBOCK, DANNY 1060 N CLINTON	9/30/2001	4/22/2002	100-WATER	27.30	200-SEWER	26.83	
				300-GARBAG	25.16	500-TAX	2.08	
				650-PENALT	2.53	700-SVC CH	13.68	

SEQUENCE: ACCOUNT NUMBER

ALL ACCOUNTS

WRITE OFF DATES: 0/00/0000 THRU 99/99/9999

BALANCES: NON ZERO BALANCES

Item 4.

ACCOUNT NO	NAME	LAST	BAD DEBT						
	SERVICE ADDRESS	BILL	DATE						
								BALANCE	97.58
18-0165-08-0	RODRIQUEZ, MARIA C 1060 N CLINTON	10/30/2003	1/16/2004	100-WATER	64.66	200-SEWER	46.93		
				300-GARBAG	33.35	400-STORM	9.59		
				500-TAX	2.75	650-PENALT	10.05		
								BALANCE	167.33
18-0165-09-0	JIMENEZ, DELIA ANN 1060 N CLINTON	10/30/2004	4/18/2005	100-WATER	49.77	200-SEWER	39.97		
				300-GARBAG	25.62	400-STORM	7.36		
				500-TAX	2.12	650-PENALT	4.06		
								BALANCE	128.90
18-0165-10-0	CANADY, JOE 1060 N CLINTON	4/30/2006	5/15/2006	100-WATER	36.78	200-SEWER	32.53		
				300-GARBAG	26.70	303-GARBAG	0.44		
				400-STORM	8.59	500-TAX	2.20		
				650-PENALT	3.37				
								BALANCE	110.61
18-0165-11-0	STUTEVILLE, AMBER 1060 N CLINTON	2/29/2008	5/22/2008	100-WATER	14.00	200-SEWER	16.87		
				300-GARBAG	9.54	303-GARBAG	0.41		
				400-STORM	3.00	500-TAX	0.79		
								BALANCE	44.61
18-0165-17-0	EVANS, KIMBERLY MARY 1060 N CLINTON	5/30/2014	7/10/2014	100-WATER	17.56	200-SEWER	16.38		
				300-GARBAG	7.35	303-GARBAG	0.19		
				400-STORM	1.95	500-TAX	0.61		
								BALANCE	44.04
18-0170-00-0	ODELL, KEVIN 1058 N CLINTON	5/30/2000	10/05/2000	100-WATER	33.70	200-SEWER	50.36		
				300-GARBAG	28.74	500-TAX	2.37		
				650-PENALT	6.10	700-SVC CH	14.69		
								BALANCE	135.96
18-0170-01-0	VEAL, RONALD C. 1058 N CLINTON	12/30/2002	6/13/2003	100-WATER	63.75	200-SEWER	66.32		
				300-GARBAG	35.30	400-STORM	10.14		
				500-TAX	2.91	650-PENALT	10.90		
								BALANCE	189.32
18-0170-03-0	COOK, MARK 1058 N CLINTON	8/30/2002	2/24/2003	100-WATER	62.73	200-SEWER	40.69		
				300-GARBAG	29.42	500-TAX	2.42		
				650-PENALT	4.49	700-SVC CH	20.00		
								BALANCE	159.75
18-0174-01-1	ROACH, MARY 1030 N CLINTON	3/30/2004	11/14/2007	100-WATER	50.80	200-SEWER	61.65		
				300-GARBAG	28.16	400-STORM	8.09		
				500-TAX	2.32	650-PENALT	4.89		
								BALANCE	155.91
18-0175-08-0	TROJANOWSKI, DONALD HOWARD 1020 N CLINTON	8/30/2008	12/08/2008	100-WATER	19.35	200-SEWER	15.49		
				300-GARBAG	12.64	303-GARBAG	1.00		

SEQUENCE: ACCOUNT NUMBER

ALL ACCOUNTS

WRITE OFF DATES: 0/00/0000 THRU 99/99/9999

BALANCES: NON ZERO BALANCES

Item 4.

ACCOUNT NO	NAME	LAST	BAD DEBT				
	SERVICE ADDRESS	BILL	DATE				
				400-STORM	3.97	500-TAX	1.04
				650-PENALT	0.65		
						BALANCE	54.14
18-0175-11-0	MORRISON, KATHRYN MAY 1020 N CLINTON	9/30/2011	10/24/2011	100-WATER	33.55	200-SEWER	34.65
				300-GARBAG	19.08	303-GARBAG	0.52
				400-STORM	5.57	500-TAX	1.57
				650-PENALT	1.99		
						BALANCE	96.93
18-0175-12-0	VERNER, SARAH LASHAY 1020 N CLINTON	6/30/2012	9/24/2012	100-WATER	72.67	200-SEWER	84.30
				300-GARBAG	22.24	303-GARBAG	0.68
				400-STORM	6.27	500-TAX	1.84
				650-PENALT	4.43		
						BALANCE	192.43
18-0177-01-0	DREW, EVELYN 1004 N CLINTON	9/30/2004	12/02/2004	100-WATER	52.89	200-SEWER	42.46
				300-GARBAG	28.67	400-STORM	8.24
				500-TAX	2.37	650-PENALT	3.35
				701-CONN	15.20		
						BALANCE	153.18
18-0177-05-0	ALVARADO, ANA 1004 N CLINTON	5/30/2009	7/24/2009	100-WATER	42.90	200-SEWER	17.03
				300-GARBAG	13.94	400-STORM	4.17
				500-TAX	1.15	650-PENALT	0.88
						BALANCE	80.07
18-0177-08-0	MCGRUDER, ANDREW 1004 N CLINTON	12/30/2013	7/10/2014	100-WATER	38.10	200-SEWER	35.01
				300-GARBAG	16.70	303-GARBAG	0.43
				400-STORM	4.70	500-TAX	1.38
				650-PENALT	1.96		
						BALANCE	98.28
18-0180-00-0	COX, JOHN D 1000 N CLINTON	8/30/2011	10/24/2011	100-WATER	64.71	200-SEWER	27.08
				300-GARBAG	22.76	303-GARBAG	0.64
				400-STORM	6.66	500-TAX	1.88
						BALANCE	123.73
18-0181-01-0	BISHOP, RHONDA D. 998 N CLINTON	9/30/2002	4/17/2003	100-WATER	36.50	200-SEWER	38.54
				300-GARBAG	16.44	400-STORM	3.00
				500-TAX	1.35		
						BALANCE	95.83
18-0181-02-0	LASSETTER, TONNIE L. 998 N CLINTON	1/30/2003	6/13/2003	100-WATER	9.19	200-SEWER	8.80
				300-GARBAG	10.47	400-STORM	3.01
				500-TAX	0.86		
						BALANCE	32.33
18-0181-03-0	BOYD, DAMON M 998 N CLINTON	12/30/2003	1/16/2004	100-WATER	58.04	200-SEWER	56.64
				300-GARBAG	29.50	400-STORM	8.48

SEQUENCE: ACCOUNT NUMBER

ALL ACCOUNTS

WRITE OFF DATES: 0/00/0000 THRU 99/99/9999

BALANCES: NON ZERO BALANCES

Item 4.

ACCOUNT NO	NAME	LAST	BAD DEBT					
	SERVICE ADDRESS	BILL	DATE					
				500-TAX	2.43	650-PENALT	11.21	
							BALANCE	166.30
18-0181-07-0	WALKER, DOUGLAS 998 N CLINTON	10/31/2005	1/31/2006	100-WATER	49.32	200-SEWER	39.61	
				300-GARBAG	20.54	400-STORM	6.85	
				500-TAX	1.69	650-PENALT	4.11	
				706-TRANSF	0.80			
							BALANCE	122.92
18-0181-08-0	SANCHEZ, LINDA 998 N CLINTON	11/30/2005	3/24/2006	100-WATER	56.54	200-SEWER	45.20	
				300-GARBAG	16.79	400-STORM	5.60	
				500-TAX	1.38	650-PENALT	0.94	
				706-TRANSF	15.38			
							BALANCE	141.83
18-0181-09-0	COHORN, AMANDA 998 N CLINTON	6/30/2007	10/12/2007	100-WATER	36.28	200-SEWER	45.40	
				300-GARBAG	11.48	303-GARBAG	0.26	
				400-STORM	3.61	500-TAX	0.94	
				650-PENALT	1.77			
							BALANCE	99.74
18-0181-14-0	SIMS, JANICE 998 N CLINTON	8/30/2011	12/06/2011	100-WATER	28.78	200-SEWER	32.57	
				300-GARBAG	12.81	303-GARBAG	0.38	
				400-STORM	3.75	500-TAX	1.06	
				650-PENALT	1.77			
							BALANCE	81.12
18-0185-03-0	VANCIL, TAMRA 968 N CLINTON	2/28/2014	7/10/2014	100-WATER	33.32	200-SEWER	38.96	
				300-GARBAG	20.15	303-GARBAG	0.46	
				400-STORM	5.48	500-TAX	1.67	
				650-PENALT	2.32			
							BALANCE	102.36
18-0207-04-0	GARY, SHASTA MARIE 1037 W FREY	8/30/2007	10/12/2007	100-WATER	138.44	200-SEWER	70.54	
				300-GARBAG	25.04	303-GARBAG	0.63	
				400-STORM	7.87	500-TAX	2.07	
				650-PENALT	15.39	700-SVC CH	11.57	
				701-CONN	11.57	702-DEL CH	20.00	
							BALANCE	303.12
18-0211-02-0	SISSON, MARVIN L. 925 N KIGHT	1/30/2004	2/24/2004	100-WATER	45.58	200-SEWER	38.33	
				300-GARBAG	36.28	400-STORM	6.95	
				500-TAX	2.99	650-PENALT	5.02	
							BALANCE	135.15
18-0211-03-0	MARTINEZ, JEREMIAS 925 N KIGHT	9/30/2004	2/07/2005	100-WATER	31.43	200-SEWER	25.18	
				300-GARBAG	21.41	400-STORM	4.10	
				500-TAX	1.77	650-PENALT	2.81	
							BALANCE	86.70

SEQUENCE: ACCOUNT NUMBER

ALL ACCOUNTS

WRITE OFF DATES: 0/00/0000 THRU 99/99/9999

BALANCES: NON ZERO BALANCES

Item 4.

ACCOUNT NO	NAME	LAST	BAD DEBT				
	SERVICE ADDRESS	BILL	DATE				
18-0235-02-0	WHITE JR, ALBERT 1021 N KIGHT	2/28/2003	10/15/2003	100-WATER	44.39	200-SEWER	64.43
				300-GARBAG	32.15	400-STORM	9.24
				500-TAX	2.65	650-PENALT	4.73
							BALANCE 157.59
18-0245-10-0	OLDS, STEPHEN 1060 N KIGHT	4/30/2013	8/14/2013	100-WATER	13.62	200-SEWER	12.08
				300-GARBAG	9.24	303-GARBAG	0.28
				400-STORM	2.60	500-TAX	0.76
							BALANCE 38.58
18-0254-05-0	PINGLETON, REBECCA 1085 W PECAN	11/30/2005	3/24/2006	100-WATER	23.80	200-SEWER	21.24
				300-GARBAG	12.93	400-STORM	4.31
				500-TAX	1.07		
							BALANCE 63.35
18-0255-04-0	CRAIG, WILLIAM 1011 N OLLIE	4/30/2006	6/15/2006	100-WATER	23.20	200-SEWER	13.15
				300-GARBAG	8.65	303-GARBAG	0.15
				400-STORM	2.78	500-TAX	0.71
							BALANCE 48.64
18-0255-06-0	HALE, SANDRA 1011 N OLLIE	12/30/2012	4/12/2013	100-WATER	31.45	200-SEWER	41.14
				300-GARBAG	21.30	303-GARBAG	0.63
				400-STORM	6.00	500-TAX	1.76
							BALANCE 102.28
18-0258-00-1	GREEN, ROBIN 1010 N OLLIE	10/30/1999	10/09/2000	100-WATER	41.41	200-SEWER	50.23
				300-GARBAG	17.97	500-TAX	1.48
				700-SVC CH	16.00		
							BALANCE 127.09
18-0258-02-0	CANO, JOSE A. 1010 N OLLIE	5/30/2003	11/13/2003	100-WATER	49.18	200-SEWER	73.37
				300-GARBAG	32.80	400-STORM	9.43
				500-TAX	2.70	650-PENALT	10.46
							BALANCE 177.94
18-0260-02-0	DAVIS, MITZI 1020 N OLLIE	8/30/2002	2/24/2003	100-WATER	35.51	200-SEWER	31.83
				300-GARBAG	15.30	500-TAX	1.26
							BALANCE 83.90
18-0260-11-0	EVANS, SARAH 1020 N OLLIE	4/30/2011	7/26/2011	100-WATER	67.75	200-SEWER	41.54
				300-GARBAG	10.84	303-GARBAG	0.29
				400-STORM	3.23	500-TAX	0.89
							BALANCE 124.54
18-0274-00-0	JOY, BETTY 1030 N OLLIE	11/30/2008	3/12/2009	100-WATER	73.38	200-SEWER	47.84
				300-GARBAG	29.81	303-GARBAG	1.76
				400-STORM	9.38	500-TAX	2.47
				650-PENALT	5.15	707-DEL CH	20.00

Item 4.

ACCOUNT NO	NAME	LAST	BAD DEBT					
	SERVICE ADDRESS	BILL	DATE					BALANCE
								189.79
18-0274-02-0	PURCELLA, GREGORY 1030 N OLLIE	10/30/2009	11/05/2009	100-WATER	22.56	200-SEWER	19.18	
				300-GARBAG	13.01	400-STORM	3.87	
				500-TAX	1.07	650-PENALT	0.62	
								BALANCE 60.31
18-0278-02-0	SANCHEZ, MYRA 1060 N OLLIE	12/30/1999	7/11/2000	100-WATER	62.56	200-SEWER	79.17	
				300-GARBAG	27.83	500-TAX	2.29	
				650-PENALT	10.99	700-SVC CH	16.44	
								BALANCE 199.28
18-0278-03-0	GRACE, DALE 1060 N OLLIE	11/30/2000	7/06/2001	100-WATER	111.44	200-SEWER	61.86	
				300-GARBAG	31.63	500-TAX	2.60	
				650-PENALT	16.75	700-SVC CH	17.68	
								BALANCE 241.96
18-0278-08-0	DADDIO, JAMES CHRISTOPH 1060 N OLLIE	5/30/2006	7/26/2006	100-WATER	52.76	200-SEWER	42.82	
				300-GARBAG	21.25	303-GARBAG	0.42	
				400-STORM	6.84	500-TAX	1.76	
				650-PENALT	4.31			
								BALANCE 130.16
18-0280-06-0	BALDER, MARK DYSON 1091 N OLLIE	12/30/2004	6/22/2005	100-WATER	85.34	200-SEWER	61.40	
				300-GARBAG	31.86	400-STORM	9.15	
				500-TAX	2.62	650-PENALT	11.16	
								BALANCE 201.53
18-0280-12-0	ARIZMENDI, SHELBY 1091 N OLLIE	11/30/2009	12/03/2009	100-WATER	12.06	200-SEWER	14.48	
				300-GARBAG	11.06	400-STORM	3.29	
				500-TAX	0.91			
								BALANCE 41.80
18-0282-03-0	MILLS, TAMMY 1091.5 N OLLIE	10/30/2003	4/15/2004	100-WATER	48.98	200-SEWER	42.94	
				300-GARBAG	28.44	400-STORM	8.17	
				500-TAX	2.34	650-PENALT	8.89	
								BALANCE 139.76
18-0282-16-0	DAVIS, BILLIE FAYE 1091.5 N OLLIE	1/30/2013	5/29/2013	100-WATER	15.28	200-SEWER	14.01	
				300-GARBAG	6.30	303-GARBAG	0.16	
				400-STORM	1.77	500-TAX	0.52	
								BALANCE 38.04
18-0284-06-0	CAMP, JOAN 1090 N OLLIE	7/30/2012	10/23/2012	100-WATER	29.05	200-SEWER	25.09	
				300-GARBAG	26.98	303-GARBAG	0.69	
				400-STORM	7.60	500-TAX	2.23	
				650-PENALT	1.85	707-DEL CH	20.00	
								BALANCE 113.49
18-0287-14-0	BAGLEY, BRIAN NICHOLAS 1093 N OLLIE	9/30/2008	10/17/2008	100-WATER	75.76	200-SEWER	61.03	
				300-GARBAG	22.58	303-GARBAG	1.69	

SEQUENCE: ACCOUNT NUMBER

ALL ACCOUNTS

WRITE OFF DATES: 0/00/0000 THRU 99/99/9999

BALANCES: NON ZERO BALANCES

Item 4.

ACCOUNT NO	NAME	LAST	BAD DEBT					
	SERVICE ADDRESS	BILL	DATE					
				400-STORM	7.10	500-TAX	1.87	
				650-PENALT	6.37	702-DEL CH	12.98	
							BALANCE	189.38
18-0287-19-0	RUSSELL-ATKINSON, CAMY 1093 N OLLIE	10/30/2010	2/25/2011	100-WATER	59.38	200-SEWER	53.75	
				300-GARBAG	16.33	400-STORM	4.86	
				500-TAX	1.34	650-PENALT	3.98	
							BALANCE	139.64
18-0287-21-0	PUCKETT, ANGEL 1093 N OLLIE	8/30/2012	12/13/2012	100-WATER	99.68	200-SEWER	95.88	
				300-GARBAG	22.11	303-GARBAG	0.50	
	CONTRACT: 114	AMOUNT OWED:	0.00	400-STORM	6.47	500-TAX	1.83	
				650-PENALT	6.79			
							BALANCE	233.26
18-0288-07-0	SAIN, BOBBIE LYNN 1096 W ELM	11/30/2005	1/31/2006	100-WATER	83.55	200-SEWER	79.20	
				300-GARBAG	26.43	400-STORM	8.81	
				500-TAX	2.17	650-PENALT	6.95	
							BALANCE	207.11
18-0288-08-0	STEVENS, JOHN CHARLES 1096 W ELM	5/30/2006	7/26/2006	100-WATER	39.94	200-SEWER	32.08	
				300-GARBAG	18.56	303-GARBAG	0.40	
				400-STORM	5.98	500-TAX	1.53	
				650-PENALT	3.16			
							BALANCE	101.65
18-0298-01-0	JOHNSTON, STEPHANIE 1101 N OLLIE	8/30/2001	4/22/2002	100-WATER	39.15	200-SEWER	3.58	
				300-GARBAG	1.72	500-TAX	0.15	
							BALANCE	44.60
18-0300-08-0	FRENZEL, MARK ADAM 1110 N OLLIE	8/30/2010	10/12/2010	100-WATER	20.15	200-SEWER	13.45	
				300-GARBAG	8.54	400-STORM	2.54	
				500-TAX	0.70			
							BALANCE	45.38
18-0315-00-0	STEPHENS, RUTH 1107 N OLLIE	2/28/2002	6/20/2002	100-WATER	19.43	200-SEWER	21.68	
				300-GARBAG	12.24	500-TAX	1.01	
							BALANCE	54.36
18-0315-01-0	JONES, NICOLE 1107 N OLLIE	4/30/2004	8/20/2004	100-WATER	49.70	200-SEWER	52.02	
				300-GARBAG	26.15	400-STORM	7.51	
				500-TAX	2.16	650-PENALT	4.10	
							BALANCE	141.64
18-0315-02-0	BELL, BECKY LAYTON 1107 N OLLIE	6/30/2005	11/23/2005	100-WATER	73.23	200-SEWER	56.73	
				300-GARBAG	27.56	400-STORM	9.19	
				500-TAX	2.27	650-PENALT	5.81	
							BALANCE	174.79
18-0325-00-0	GREEN, CHARLES 1125 N OLLIE	5/30/2000	1/09/2001	100-WATER	39.02	200-SEWER	62.35	
				300-GARBAG	23.66	500-TAX	1.95	

SEQUENCE: ACCOUNT NUMBER

ALL ACCOUNTS

WRITE OFF DATES: 0/00/0000 THRU 99/99/9999

BALANCES: NON ZERO BALANCES

Item 4.

ACCOUNT NO	NAME	LAST	BAD DEBT					
	SERVICE ADDRESS	BILL	DATE					BALANCE
								126.98
18-0325-01-0	HUERTA, LAURA CECILIA	11/30/2004	4/18/2005	100-WATER	27.54	200-SEWER	36.00	
	1125 N OLLIE			300-GARBAG	23.72	400-STORM	6.82	
				500-TAX	1.96	650-PENALT	1.46	
								BALANCE 97.50
18-0325-08-0	MAGANA, SONIA	8/30/2008	12/08/2008	100-WATER	38.18	200-SEWER	30.71	
	1125 N OLLIE			300-GARBAG	14.50	303-GARBAG	1.15	
				400-STORM	4.55	500-TAX	1.19	
				650-PENALT	2.30			
								BALANCE 92.58
18-0360-02-0	BROWN, LARRY	1/30/2013	5/29/2013	100-WATER	17.04	200-SEWER	14.95	
	1080 W OAK			300-GARBAG	14.32	303-GARBAG	0.38	
				400-STORM	4.03	500-TAX	1.18	
				650-PENALT	0.75			
								BALANCE 52.65
18-0376-05-0	PRADO, MARY	4/30/2011	6/23/2011	100-WATER	19.83	200-SEWER	17.44	
	1089 W OAK			300-GARBAG	15.44	303-GARBAG	0.40	
				400-STORM	4.52	500-TAX	1.28	
				650-PENALT	1.23	700-SVC CH	2.82	
								BALANCE 62.96
18-0390-01-0	JONES, LEE	6/30/2002	10/18/2002	100-WATER	37.85	200-SEWER	45.12	
	1169 W PARK			300-GARBAG	26.64	500-TAX	2.19	
				650-PENALT	3.57	700-SVC CH	31.04	
								BALANCE 146.41
18-0390-07-0	WALL, MICHAEL D	11/30/2001	4/22/2002	100-WATER	22.78	200-SEWER	22.77	
	1169 W PARK			300-GARBAG	18.90	500-TAX	1.56	
				650-PENALT	0.44			
								BALANCE 66.45
18-0390-09-0	SIMONS, WILLIAM	2/29/2004	4/15/2004	100-WATER	54.91	200-SEWER	53.54	
	1169 W PARK			300-GARBAG	28.56	400-STORM	8.21	
				500-TAX	2.36	650-PENALT	5.55	
								BALANCE 153.13
18-0394-03-0	THOMPSON, MICHAEL	9/30/2005	12/28/2005	100-WATER	16.46	200-SEWER	10.57	
	1210 N OLLIE			300-GARBAG	5.36	400-STORM	1.79	
				500-TAX	0.44			
								BALANCE 34.62
18-0402-04-0	HENDERSON, MICHAEL	5/30/2004	12/02/2004	100-WATER	37.74	200-SEWER	49.12	
	1175 N KIGHT			300-GARBAG	23.00	400-STORM	6.61	
				500-TAX	1.90	650-PENALT	3.70	
								BALANCE 122.07

SEQUENCE: ACCOUNT NUMBER

ALL ACCOUNTS

WRITE OFF DATES: 0/00/0000 THRU 99/99/9999

BALANCES: NON ZERO BALANCES

Item 4.

ACCOUNT NO	NAME	LAST	BAD DEBT				
	SERVICE ADDRESS	BILL	DATE				
18-0406-00-0	ABLES, MICHAEL 995 W PARK	8/30/1999	11/10/1999	100-WATER	50.46	200-SEWER	32.69
				300-GARBAG	20.54	500-TAX	1.70
				650-PENALT	4.08	700-SVC CH	26.14
							BALANCE 135.61
18-0406-01-0	RAY, BILLY JACK 995 W PARK	4/30/1999	9/23/1999	100-WATER	51.15	200-SEWER	84.60
				300-GARBAG	24.17	500-TAX	1.99
				650-PENALT	8.60	700-SVC CH	33.91
							BALANCE 204.42
18-0422-04-0	RAGSDALE, CHARLEY 1220 N OLLIE	1/30/2005	3/24/2006	100-WATER	33.90	200-SEWER	27.17
				300-GARBAG	18.48	400-STORM	5.93
				500-TAX	1.52	650-PENALT	2.57
				706-TRANSF	2.89		
							BALANCE 92.46
18-0422-08-0	RUIZ, JANET ELIZABETH 1220 N OLLIE	6/30/2012	9/24/2012	100-WATER	49.50	200-SEWER	46.47
				300-GARBAG	11.55	303-GARBAG	0.33
				400-STORM	3.25	500-TAX	0.95
				650-PENALT	0.83		
							BALANCE 112.88
18-0422-10-0	HOWARD, JR, JOHN MARTIN 1220 N OLLIE	11/30/2012	12/13/2012	100-WATER	37.15	200-SEWER	33.71
				300-GARBAG	19.44	303-GARBAG	0.57
				400-STORM	5.47	500-TAX	1.61
				650-PENALT	3.27		
							BALANCE 101.22
18-0468-03-0	HENLEY, KARL BRUCE 1701 BINGHAM	1/30/2005	4/18/2005	100-WATER	69.34	200-SEWER	63.17
				300-GARBAG	33.35	400-STORM	9.58
				500-TAX	2.75	650-PENALT	7.78
							BALANCE 185.97
18-0468-04-0	MAYORGA, PAMELA ANN 1701 BINGHAM	6/30/2005	11/23/2005	100-WATER	155.52	200-SEWER	100.70
				300-GARBAG	25.50	400-STORM	8.50
				500-TAX	2.09	650-PENALT	10.34
							BALANCE 302.65
18-0478-04-0	PRADO, MEILISA 1720 BINGHAM	10/30/2012	12/13/2012	100-WATER	24.57	200-SEWER	22.03
				300-GARBAG	17.83	303-GARBAG	0.48
				400-STORM	5.02	500-TAX	1.47
				650-PENALT	1.81		
							BALANCE 73.21
18-0486-01-0	WARWICK, CHERYL 1740 BINGHAM	2/28/2009	5/22/2009	100-WATER	9.03	200-SEWER	7.61
				300-GARBAG	7.84	400-STORM	2.47
				500-TAX	0.64		
							BALANCE 27.59

SEQUENCE: ACCOUNT NUMBER

ALL ACCOUNTS

WRITE OFF DATES: 0/00/0000 THRU 99/99/9999

BALANCES: NON ZERO BALANCES

Item 4.

ACCOUNT NO	NAME	LAST	BAD DEBT				
	SERVICE ADDRESS	BILL	DATE				
18-0508-00-0	PADILLA, ALEX 1775 BINGHAM	8/30/2000	5/25/2001	100-WATER	63.03	200-SEWER	71.35
				300-GARBAG	26.27	500-TAX	2.17
				650-PENALT	5.14		
							BALANCE 167.96
18-0540-17-0	JONES, JOSEPH 1816 N MCCART	2/28/2013	5/29/2013	100-WATER	16.92	200-SEWER	14.85
				300-GARBAG	11.83	303-GARBAG	0.30
				400-STORM	3.33	500-TAX	0.98
				650-PENALT	0.02		
							BALANCE 48.23
18-0542-00-0	KELLER, MICHAEL 1784 N MCCART	11/30/1999	6/09/2000	100-WATER	32.37	200-SEWER	87.98
				300-GARBAG	39.38	500-TAX	3.24
				650-PENALT	9.96	700-SVC CH	40.00
							BALANCE 212.93
18-0552-00-0	WEIR, TERI 1722 N MCCART	8/30/2001	4/22/2002	100-WATER	185.12	200-SEWER	24.58
				300-GARBAG	8.32	500-TAX	0.68
							BALANCE 218.70
18-0552-04-1	HEIMLICH, KRISTI 1722 N MCCART	2/28/2005	9/24/2012	100-WATER	32.06	200-SEWER	33.36
				300-GARBAG	13.24	303-GARBAG	0.08
				400-STORM	4.31	500-TAX	1.09
				650-PENALT	2.83		
							BALANCE 86.97
18-0552-11-0	FULGHAM, APRIL DESIREE 1722 N MCCART	3/30/2012	4/27/2012	100-WATER	17.52	200-SEWER	38.96
				300-GARBAG	5.65	303-GARBAG	0.18
				400-STORM	1.59	500-TAX	0.46
							BALANCE 64.36
18-0554-01-0	BOLLING, JOEY 1704 N MCCART	9/30/2001	4/22/2002	100-WATER	84.28	200-SEWER	63.18
				300-GARBAG	29.34	500-TAX	2.42
				650-PENALT	5.52	700-SVC CH	70.12
							BALANCE 254.86
18-0556-02-0	KLINE, CHRISTINA 1702 N MCCART	3/31/1999	12/16/1999	100-WATER	7.33	200-SEWER	8.32
				300-GARBAG	6.16	500-TAX	0.51
				700-SVC CH	4.24		
							BALANCE 26.56
18-0556-06-0	DORMINEY, MARY 1702 N MCCART	9/30/2004	2/07/2005	100-WATER	87.76	200-SEWER	87.16
				300-GARBAG	31.69	400-STORM	9.10
				500-TAX	2.61	650-PENALT	6.77
							BALANCE 225.09
18-0556-19-0	OLIVER, LEAH DIANN 1702 N MCCART	4/30/2011	7/26/2011	100-WATER	47.11	200-SEWER	43.16
				300-GARBAG	19.96	303-GARBAG	0.43

SEQUENCE: ACCOUNT NUMBER

ALL ACCOUNTS

WRITE OFF DATES: 0/00/0000 THRU 99/99/9999

BALANCES: NON ZERO BALANCES

Item 4.

ACCOUNT NO	NAME	LAST	BAD DEBT				
	SERVICE ADDRESS	BILL	DATE				
				400-STORM	5.86	500-TAX	1.65
				650-PENALT	2.37		
						BALANCE	120.54
18-0556-20-0	HUTCHINSON, CHELSEA 1702 N MCCART	5/30/2012	6/20/2012	100-WATER	75.34	200-SEWER	66.88
				300-GARBAG	22.44	303-GARBAG	0.70
				400-STORM	6.32	500-TAX	1.85
				650-PENALT	5.93		
						BALANCE	179.46
18-0572-03-0	WATSON, JEANNIE 1821 N MCCART	9/30/2005	12/28/2005	100-WATER	20.87	200-SEWER	17.33
				300-GARBAG	3.96	400-STORM	1.32
				500-TAX	0.33		
						BALANCE	43.81
18-0596-01-0	LIGON, CHRISTINA 1890 KINGLAND	10/30/2004	4/18/2005	100-WATER	67.96	200-SEWER	54.65
				300-GARBAG	29.52	400-STORM	8.48
				500-TAX	2.43	650-PENALT	5.77
						BALANCE	168.81
18-0600-06-0	DILLON, JACK 1880 KINGLAND	8/30/2009	12/03/2009	100-WATER	27.22	200-SEWER	23.28
				300-GARBAG	11.85	303-GARBAG	0.07
				400-STORM	3.52	500-TAX	0.98
				650-PENALT	1.10		
						BALANCE	68.02
18-0612-05-0	FLORES, JESSE 1811 KINGLAND	1/30/2002	6/20/2002	100-WATER	35.45	200-SEWER	36.46
				300-GARBAG	22.60	500-TAX	1.86
				650-PENALT	2.28	700-SVC CH	13.98
						BALANCE	112.63
18-0612-08-0	JOHNSON, JOSH 1811 KINGLAND	6/30/2014	9/12/2014	100-WATER	15.87	200-SEWER	13.17
				300-GARBAG	5.87	303-GARBAG	0.15
				400-STORM	1.55	500-TAX	0.49
						BALANCE	37.10
18-0618-06-0	ADAIR, KAILANN GENE 1786 KINGLAND	8/30/2005	11/23/2005	100-WATER	31.32	200-SEWER	22.88
				300-GARBAG	11.61	400-STORM	3.87
				500-TAX	0.96		
						BALANCE	70.64
18-0618-10-0	MCMICHAEL, REBECCA JANE 1786 KINGLAND	9/30/2011	10/24/2011	100-WATER	8.04	200-SEWER	11.85
				300-GARBAG	4.55	303-GARBAG	0.12
				400-STORM	1.33	500-TAX	0.38
						BALANCE	26.27
18-0620-07-0	BURNEY, JAMIE 1789 KINGLAND	8/30/2007	1/04/2008	100-WATER	370.14	200-SEWER	110.94
				300-GARBAG	26.48	303-GARBAG	0.65
				400-STORM	8.33	500-TAX	2.19

SEQUENCE: ACCOUNT NUMBER

ALL ACCOUNTS

WRITE OFF DATES: 0/00/0000 THRU 99/99/9999

BALANCES: NON ZERO BALANCES

Item 4.

ACCOUNT NO	NAME	LAST	BAD DEBT				
	SERVICE ADDRESS	BILL	DATE				
				650-PENALT	18.24		
						BALANCE	536.97
18-0620-08-0	FRANK, KYLE 1789 KINGLAND	1/30/2008	4/21/2008	100-WATER	215.95	200-SEWER	84.32
				300-GARBAG	24.77	303-GARBAG	0.98
				400-STORM	7.80	500-TAX	2.05
				650-PENALT	15.57		
						BALANCE	351.44
18-0642-02-0	RANDOLPH, CYNTHIA 1730 KINGLAND	12/30/2001	4/22/2002	100-WATER	54.18	200-SEWER	49.25
				300-GARBAG	19.95	500-TAX	1.65
						BALANCE	125.03
18-0642-03-0	ABLES, CHERYLE 1730 KINGLAND	2/28/2003	10/15/2003	100-WATER	27.81	200-SEWER	29.35
				300-GARBAG	12.54	400-STORM	3.60
				500-TAX	1.03		
						BALANCE	74.33
18-0642-07-0	HOLLINGSWORTH, LISA KAY 1730 KINGLAND	2/28/2007	3/27/2007	100-WATER	46.41	200-SEWER	67.04
				300-GARBAG	20.22	303-GARBAG	0.23
				400-STORM	6.46	500-TAX	1.67
				650-PENALT	6.81	700-SVC CH	9.13
						BALANCE	157.97
18-0642-13-0	STALSBY, JAMES AUBREY 1730 KINGLAND	11/30/2008	3/12/2009	100-WATER	26.62	200-SEWER	33.88
				300-GARBAG	13.82	303-GARBAG	0.65
				400-STORM	4.35	500-TAX	1.15
				650-PENALT	0.63	706-TRANSF	5.21
						BALANCE	86.31
***** BOOK TOTALS ***** ACCTS: 127				100-WATER	6,884.92	200-SEWER	5,324.85
				300-GARBAG	2,563.31	303-GARBAG	24.47
				400-STORM	577.43	500-TAX	211.39
				650-PENALT	522.22	700-SVC CH	425.68
				701-CONN	26.77	702-DEL CH	32.98
				706-TRANSF	43.22	707-DEL CH	80.00
						BALANCE	16,717.24

Item 4.

ACCOUNT NO	NAME	LAST BILL	BAD DEBT DATE				
19-0004-00-0	SHARP, DORTHIE 750 LINGLEVILLE RD	2/28/2010	6/21/2010	100-WATER	52.59	200-SEWER	26.88
				300-GARBAG	17.96	400-STORM	5.34
				500-TAX	1.48		
							BALANCE 104.25
19-0006-04-0	DEWEES, BLAINE EDDLEMAN 1485 N MCCART	1/30/2007	3/27/2007	100-WATER	9.76	200-SEWER	7.84
				300-GARBAG	5.06	303-GARBAG	0.08
				400-STORM	1.63	500-TAX	0.42
							BALANCE 24.79
19-0006-07-0	DEWELL, CATHY CAMILLE 1485 N MCCART	6/30/2007	10/12/2007	100-WATER	23.40	200-SEWER	18.84
				300-GARBAG	7.24	303-GARBAG	0.17
				400-STORM	2.27	500-TAX	0.60
				650-PENALT	1.54		
							BALANCE 54.06
19-0014-00-0	CLAY, KRISTI 1457 N MCCART	10/30/1999	5/10/2000	100-WATER	36.84	200-SEWER	45.49
				300-GARBAG	19.82	500-TAX	1.63
				650-PENALT	3.87		
							BALANCE 107.65
19-0030-11-0	HARRIS, RYAN STUART 925 W PARK	9/30/2013	12/19/2013	100-WATER	36.03	200-SEWER	24.18
				300-GARBAG	18.05	303-GARBAG	0.36
				400-STORM	5.08	500-TAX	1.49
				650-PENALT	2.00		
							BALANCE 87.19
19-0034-00-0	CENTERS, STACIE 945 W PARK	3/30/2001	10/17/2001	100-WATER	41.40	200-SEWER	51.64
				300-GARBAG	21.39	500-TAX	1.75
				650-PENALT	4.49		
							BALANCE 120.67
19-0040-06-0	CLENDENEN, AMANDA 985 W PARK	9/30/2007	1/04/2008	100-WATER	55.81	200-SEWER	62.79
				300-GARBAG	20.67	303-GARBAG	0.53
				400-STORM	6.50	500-TAX	1.71
				650-PENALT	5.55		
							BALANCE 153.56
19-0044-00-0	MILLER, JUDY K 960 W PARK	2/29/2000	10/09/2000	100-WATER	68.38	200-SEWER	66.67
				300-GARBAG	17.73	500-TAX	1.46
							BALANCE 154.24
19-0044-01-0	MILLER, NICOLE 960 W PARK	7/30/2000	2/09/2001	100-WATER	68.85	200-SEWER	74.52
				300-GARBAG	26.90	500-TAX	2.21
				650-PENALT	5.79	700-SVC CH	16.30
							BALANCE 194.57
19-0044-02-0	WILLIAMS, ODIS 960 W PARK	10/30/2000	5/25/2001	100-WATER	61.56	200-SEWER	71.52
				300-GARBAG	27.89	500-TAX	2.30

SEQUENCE: ACCOUNT NUMBER

ALL ACCOUNTS

WRITE OFF DATES: 0/00/0000 THRU 99/99/9999

BALANCES: NON ZERO BALANCES

Item 4.

ACCOUNT NO	NAME	LAST	BAD DEBT					
	SERVICE ADDRESS	BILL	DATE					
				650-PENALT	6.49			BALANCE 169.76
19-0044-05-0	NORRIS, BUD 960 W PARK	6/30/2002	10/18/2002	100-WATER	53.26	200-SEWER	56.69	
				300-GARBAG	20.52	500-TAX	1.70	
				650-PENALT	5.20			BALANCE 137.37
19-0048-02-0	KELLERMAN, GAYLE LOUISE 940 W PARK	8/30/2009	12/03/2009	100-WATER	30.71	200-SEWER	28.20	
				300-GARBAG	14.17	303-GARBAG	0.09	
				400-STORM	4.22	500-TAX	1.17	
				650-PENALT	1.54			BALANCE 80.10
19-0048-10-0	VERASTIQUE, CHERISA ANN 940 W PARK	6/30/2014	9/12/2014	100-WATER	77.59	200-SEWER	58.50	
				300-GARBAG	24.51	303-GARBAG	0.63	
				400-STORM	6.49	500-TAX	2.03	
				650-PENALT	4.36			BALANCE 174.11
19-0052-01-0	STONER, SUSAN DEE 916 W PARK	4/30/1999	12/16/1999	100-WATER	20.11	200-SEWER	28.42	
				300-GARBAG	14.26	500-TAX	1.17	
				650-PENALT	1.93			BALANCE 65.89
19-0052-03-0	FLEET, KRISTIN ANNE 916 W PARK	3/30/2003	10/15/2003	100-WATER	53.26	200-SEWER	52.93	
				300-GARBAG	30.39	400-STORM	8.73	
				500-TAX	2.51	650-PENALT	4.09	
								BALANCE 151.91
19-0052-05-0	MOORE, RAMON 916 W PARK	4/30/2004	5/28/2004	100-WATER	72.24	200-SEWER	53.01	
				300-GARBAG	35.00	400-STORM	10.05	
				500-TAX	2.89	650-PENALT	6.38	
				700-SVC CH	0.39	702-DEL CH	18.73	
								BALANCE 198.69
19-0056-11-0	ALFORD, KEENAN 888 W PARK	5/30/2011	6/23/2011	100-WATER	16.14	200-SEWER	21.32	
				300-GARBAG	12.87	303-GARBAG	0.39	
				400-STORM	3.76	500-TAX	1.07	
				650-PENALT	0.87			BALANCE 56.42
19-0062-01-0	RIVERA, LUIS CARLOS 788 W PARK	8/30/2006	12/27/2006	100-WATER	92.30	200-SEWER	76.18	
				300-GARBAG	24.95	303-GARBAG	0.73	
				400-STORM	7.53	500-TAX	2.06	
				650-PENALT	5.99	702-DEL CH	20.00	
				706-TRANSF	6.74			BALANCE 236.48
19-0070-02-0	BURTON, KASHA 784 W PARK	10/30/2004	4/18/2005	100-WATER	71.83	200-SEWER	58.37	
				300-GARBAG	24.67	400-STORM	7.09	

SEQUENCE: ACCOUNT NUMBER

ALL ACCOUNTS

WRITE OFF DATES: 0/00/0000 THRU 99/99/9999

BALANCES: NON ZERO BALANCES

Item 4.

ACCOUNT NO	NAME	LAST	BAD DEBT					
	SERVICE ADDRESS	BILL	DATE					
				500-TAX	2.03	650-PENALT	5.68	
							BALANCE	169.67
19-0070-03-0	CRUZ, MARC ADAM 784 W PARK	1/30/2007	2/13/2007	100-WATER	45.79	200-SEWER	56.10	
				300-GARBAG	28.63	303-GARBAG	0.41	
				400-STORM	9.21	500-TAX	2.36	
				650-PENALT	5.09	707-DEL CH	20.00	
							BALANCE	167.59
19-0070-05-0	BIGGS, SHANNON LEDEL 784 W PARK	8/30/2014	10/24/2014	100-WATER	16.91	200-SEWER	11.44	
				300-GARBAG	5.35	303-GARBAG	0.14	
	CONTRACT: CTC	AMOUNT OWED:	0.00	400-STORM	1.41	500-TAX	0.44	
							BALANCE	35.69
19-0071-01-0	BANG-KNUDSEN, LAURA ELIZABE 782 W PARK	10/30/2012	12/13/2012	100-WATER	14.42	200-SEWER	18.03	
				300-GARBAG	13.96	303-GARBAG	0.40	
				400-STORM	3.93	500-TAX	1.15	
				650-PENALT	0.62			
							BALANCE	52.51
19-0071-02-0	WOLFE, TERJA SHAY 782 W PARK	9/30/2013	12/19/2013	100-WATER	38.54	200-SEWER	40.00	
				300-GARBAG	18.79	303-GARBAG	0.37	
				400-STORM	5.29	500-TAX	1.55	
				650-PENALT	2.33			
							BALANCE	106.87
19-0076-05-0	HEISLER, STEPHANIE 743 W PARK	9/30/2010	1/14/2011	100-WATER	42.08	200-SEWER	37.86	
				300-GARBAG	13.85	400-STORM	5.49	
				500-TAX	1.15	650-PENALT	1.27	
							BALANCE	101.70
19-0088-05-0	SMITH, JAMES 675 W OAK	6/30/2013	11/15/2013	100-WATER	19.14	102-WATER	285.96	
				200-SEWER	18.96	300-GARBAG	11.50	
	CONTRACT: CTC	AMOUNT OWED:	0.00	303-GARBAG	0.29	400-STORM	3.17	
				500-TAX	0.95			
							BALANCE	339.97
19-0088-06-0	LYNCH, KYLE 675 W OAK	9/30/2013	11/15/2013	100-WATER	34.93	200-SEWER	31.63	
				300-GARBAG	19.79	303-GARBAG	0.39	
				400-STORM	5.57	500-TAX	1.64	
				650-PENALT	4.06			
							BALANCE	98.01
19-0088-07-0	TINNEY, CLAYTON 675 W OAK	5/30/2014	9/12/2014	100-WATER	48.77	200-SEWER	44.11	
				300-GARBAG	22.23	303-GARBAG	0.55	
				400-STORM	5.88	500-TAX	1.84	
				650-PENALT	3.34			
							BALANCE	126.72
19-0090-01-0	ROBERTS, RAY 673 W OAK	6/30/2008	10/17/2008	100-WATER	37.52	200-SEWER	39.86	
				300-GARBAG	16.93	303-GARBAG	1.21	

SEQUENCE: ACCOUNT NUMBER

ALL ACCOUNTS

WRITE OFF DATES: 0/00/0000 THRU 99/99/9999

BALANCES: NON ZERO BALANCES

Item 4.

ACCOUNT NO	NAME	LAST	BAD DEBT					
	SERVICE ADDRESS	BILL	DATE					
				400-STORM	5.32	500-TAX	1.40	
							BALANCE	102.24
19-0092-03-0	HILDEBRANDT, JAKE 665 W OAK	2/29/2000	4/10/2000	100-WATER	28.81	200-SEWER	32.86	
				300-GARBAG	23.72	500-TAX	1.96	
				650-PENALT	2.42	700-SVC CH	13.58	
							BALANCE	103.35
19-0092-05-0	BRANSCUM, JAMIE 665 W OAK	11/30/2000	7/06/2001	100-WATER	17.65	200-SEWER	24.84	
				300-GARBAG	12.56	500-TAX	1.04	
							BALANCE	56.09
19-0092-06-0	STEPHENS, KYLE 665 W OAK	3/30/2003	10/15/2003	100-WATER	27.36	200-SEWER	29.88	
				300-GARBAG	18.79	400-STORM	5.40	
				500-TAX	1.55			
							BALANCE	82.98
19-0094-05-0	MAXFIELD, MICHAEL ALLEN 663 W OAK	5/30/2005	7/15/2005	100-WATER	36.94	200-SEWER	29.55	
				300-GARBAG	23.46	400-STORM	7.82	
				500-TAX	1.94	650-PENALT	3.73	
							BALANCE	103.44
19-0096-01-0	MATA, REY 645 W OAK	12/30/2008	4/20/2009	100-WATER	17.76	200-SEWER	12.49	
				300-GARBAG	10.20	303-GARBAG	0.32	
				400-STORM	3.21	500-TAX	0.84	
							BALANCE	44.82
19-0098-03-0	ARNOLD, JAN 643 W OAK	4/30/2007	5/18/2007	100-WATER	35.01	200-SEWER	29.51	
				300-GARBAG	16.30	303-GARBAG	0.23	
				400-STORM	5.13	500-TAX	1.35	
				650-PENALT	1.63			
							BALANCE	89.16
19-0098-07-0	MOBLEY, CHAD 643 W OAK	3/30/2010	5/25/2010	100-WATER	12.53	200-SEWER	10.55	
				300-GARBAG	11.27	400-STORM	3.36	
				500-TAX	0.93	650-PENALT	0.16	
							BALANCE	38.80
19-0112-03-1	NANCE, DANIEL 1391 N PADDOCK	9/30/2001	12/02/2004	100-WATER	27.17	200-SEWER	28.63	
				300-GARBAG	9.55	500-TAX	0.79	
				650-PENALT	2.17	700-SVC CH	6.69	
							BALANCE	75.00
19-0112-04-0	HEAD, MARVIN JOSEPH 1391 N PADDOCK	12/30/2001	4/22/2002	100-WATER	60.21	200-SEWER	63.01	
				300-GARBAG	30.45	500-TAX	2.51	
				650-PENALT	5.39	700-SVC CH	33.27	
							BALANCE	194.84
19-0118-00-0	PACK, MILDRED 675 W ELM	2/29/2004	8/20/2004	100-WATER	13.14	200-SEWER	11.82	
				300-GARBAG	5.38	400-STORM	1.55	

SEQUENCE: ACCOUNT NUMBER

ALL ACCOUNTS

WRITE OFF DATES: 0/00/0000 THRU 99/99/9999

BALANCES: NON ZERO BALANCES

Item 4.

ACCOUNT NO	NAME	LAST	BAD DEBT					
	SERVICE ADDRESS	BILL	DATE					
				500-TAX	0.44	650-PENALT	1.30	
							BALANCE	33.63
19-0118-03-0	FREEMAN, TRACEY LEA 675 W ELM	5/30/2010	9/02/2010	100-WATER	10.23	200-SEWER	10.17	
				300-GARBAG	5.79	400-STORM	1.72	
				500-TAX	0.48			
							BALANCE	28.39
19-0122-03-0	FELON, MELISSA C 525 W ELM	8/30/2003	1/16/2004	100-WATER	84.16	200-SEWER	85.00	
				300-GARBAG	32.39	400-STORM	9.31	
				500-TAX	2.67	650-PENALT	6.46	
							BALANCE	219.99
19-0122-14-0	SCHOENTHAL, CASSIE 525 W ELM	7/30/2011	10/24/2011	100-WATER	27.27	200-SEWER	14.87	
				300-GARBAG	9.39	303-GARBAG	0.27	
				400-STORM	2.75	500-TAX	0.77	
							BALANCE	55.32
19-0122-15-0	EDWARDS, JERRELL DRUSHUN 525 W ELM	12/30/2011	1/16/2012	100-WATER	241.42	200-SEWER	115.39	
				300-GARBAG	27.73	303-GARBAG	0.75	
				400-STORM	8.11	500-TAX	2.30	
				650-PENALT	15.61			
							BALANCE	411.31
19-0122-21-0	HANNON, BRYAN LEE 525 W ELM	4/30/2014	9/12/2014	100-WATER	66.31	200-SEWER	65.57	
				300-GARBAG	23.86	303-GARBAG	0.57	
				400-STORM	6.31	500-TAX	1.98	
				650-PENALT	4.60			
							BALANCE	169.20
19-0128-00-0	SHELTON, JEREMY 550 W ELM	8/30/2005	11/23/2005	100-WATER	113.17	200-SEWER	19.65	
				300-GARBAG	6.96	400-STORM	2.32	
				500-TAX	0.57			
							BALANCE	142.67
19-0128-01-0	SMITH, TAUNYA LERAINÉ 550 W ELM	6/30/2006	11/07/2006	100-WATER	1,606.06	200-SEWER	40.78	
				300-GARBAG	19.98	303-GARBAG	0.52	
				400-STORM	6.43	500-TAX	1.65	
				650-PENALT	41.24			
							BALANCE	1,716.66
19-0128-02-0	SPURLOCK, TOMMIE SMITH 550 W ELM	11/30/2006	2/13/2007	100-WATER	9.54	200-SEWER	7.61	
				300-GARBAG	8.08	303-GARBAG	0.11	
				400-STORM	2.60	500-TAX	0.67	
							BALANCE	28.61
19-0130-01-0	BRATTON, TAMMY LYNN 560 W ELM	7/30/2006	11/07/2006	100-WATER	55.78	200-SEWER	46.87	
				300-GARBAG	18.57	303-GARBAG	0.49	
				400-STORM	5.98	500-TAX	1.54	

SEQUENCE: ACCOUNT NUMBER

ALL ACCOUNTS

WRITE OFF DATES: 0/00/0000 THRU 99/99/9999

BALANCES: NON ZERO BALANCES

Item 4.

ACCOUNT NO	NAME	LAST	BAD DEBT					
	SERVICE ADDRESS	BILL	DATE					
				650-PENALT	4.08			BALANCE 133.31
19-0136-03-0	DUNCAN, LINDA LOGAN 1235 N PADDOCK	2/28/2005	7/15/2005	100-WATER	82.50	200-SEWER	66.28	
				300-GARBAG	39.23	400-STORM	11.72	
				500-TAX	3.23	650-PENALT	10.38	
				702-DEL CH	20.00			BALANCE 233.34
19-0136-05-0	PAYNE, CHRISTOPHER EDW 1235 N PADDOCK	5/30/2005	7/15/2005	100-WATER	47.26	200-SEWER	37.97	
				300-GARBAG	20.70	400-STORM	6.90	
				500-TAX	1.70	650-PENALT	1.91	
				706-TRANSF	18.06			BALANCE 134.50
19-0146-01-0	MINIX, JOY 1240 N PADDOCK	10/30/2010	12/02/2010	100-WATER	23.83	200-SEWER	33.65	
				300-GARBAG	16.34	400-STORM	4.86	
				500-TAX	1.35			BALANCE 80.03
19-0148-01-0	SECHRIST, MISSEY E. 1250 N PADDOCK	9/30/2004	4/18/2005	100-WATER	61.31	200-SEWER	49.42	
				300-GARBAG	25.07	400-STORM	7.21	
				500-TAX	2.06	650-PENALT	5.56	BALANCE 150.63
19-0148-02-0	REYES, MARLO MARIE 1250 N PADDOCK	5/30/2008	9/05/2008	100-WATER	64.62	200-SEWER	84.81	
				300-GARBAG	29.22	303-GARBAG	1.81	
				400-STORM	9.19	500-TAX	2.41	
				650-PENALT	6.89			BALANCE 198.95
19-0150-02-0	RAMIREZ, HECTOR 1290 N PADDOCK	4/30/2000	11/09/2000	100-WATER	9.92	200-SEWER	12.83	
				300-GARBAG	8.06	500-TAX	0.67	BALANCE 31.48
19-0150-06-0	BREWER, PATSY ANN 1290 N PADDOCK	1/30/2010	5/25/2010	100-WATER	38.28	200-SEWER	32.67	
				300-GARBAG	17.89	400-STORM	5.32	
				500-TAX	1.48	650-PENALT	2.93	BALANCE 98.57
19-0154-01-0	JIMENEZ, MARIA DELCARMEN 730 W ELM	8/30/2006	12/27/2006	100-WATER	24.02	200-SEWER	19.32	
				300-GARBAG	8.73	303-GARBAG	0.28	
				400-STORM	2.81	500-TAX	0.72	BALANCE 55.88
19-0166-00-0	FRAUSTO, LUIS ENRIQUE 750 W OAK	9/30/1999	11/10/1999	100-WATER	49.17	200-SEWER	113.81	
				300-GARBAG	33.10	500-TAX	2.73	
				650-PENALT	11.28	700-SVC CH	34.99	BALANCE 245.08

SEQUENCE: ACCOUNT NUMBER

ALL ACCOUNTS

WRITE OFF DATES: 0/00/0000 THRU 99/99/9999

BALANCES: NON ZERO BALANCES

Item 4.

ACCOUNT NO	NAME	LAST	BAD DEBT					
	SERVICE ADDRESS	BILL	DATE					
19-0166-04-0	PICHON, JODI LEA 750 W OAK	3/30/2004	10/12/2004	100-WATER	12.93	200-SEWER	18.38	
				300-GARBAG	10.25	400-STORM	2.95	
				500-TAX	0.85			
							BALANCE	45.36
19-0176-05-0	CARR, SCOTTIE 1310 N MCCART	1/30/2014	7/10/2014	100-WATER	24.05	200-SEWER	56.33	
				300-GARBAG	23.35	303-GARBAG	0.55	
				400-STORM	6.58	500-TAX	1.93	
				650-PENALT	1.15			
							BALANCE	113.94
19-0178-00-0	WESTBROOK, JANETTE 921 W OAK	6/30/2000	1/09/2001	100-WATER	29.47	200-SEWER	40.62	
				300-GARBAG	19.59	500-TAX	1.61	
							BALANCE	91.29
19-0184-01-0	DARDEN, PATRICIA 940 W OAK	1/30/2007	5/18/2007	100-WATER	50.04	200-SEWER	54.85	
				300-GARBAG	16.98	303-GARBAG	0.24	
				400-STORM	5.46	500-TAX	1.40	
							BALANCE	128.97
19-0186-00-0	JOHNSON, JOE 941 W OAK	2/28/2001	10/17/2001	100-WATER	57.58	200-SEWER	47.76	
				300-GARBAG	33.37	500-TAX	2.75	
				650-PENALT	4.34	700-SVC CH	20.00	
							BALANCE	165.80
19-0192-03-0	PIERCE, JOHNNIE 971 W OAK	2/29/2000	10/09/2000	100-WATER	9.92	200-SEWER	12.11	
				300-GARBAG	5.79	500-TAX	0.48	
							BALANCE	28.30
19-0192-06-0	IRIBARREN, ELIZABETH 971 W OAK CONTRACT: CTC AMOUNT OWED:	8/30/2010	1/14/2011	100-WATER	80.32	200-SEWER	43.77	
				300-GARBAG	21.96	400-STORM	6.54	
				500-TAX	1.81	650-PENALT	4.91	
		0.00					BALANCE	159.31
19-0192-09-0	SCHAEFFER, SUZANNE 971 W OAK	8/30/2013	11/15/2013	100-WATER	47.73	200-SEWER	43.80	
				300-GARBAG	20.84	303-GARBAG	0.44	
				400-STORM	5.87	500-TAX	1.72	
				650-PENALT	6.60			
							BALANCE	127.00
19-0194-02-0	RHUDE, JAMES 975 W OAK	4/30/2009	7/24/2009	100-WATER	34.96	200-SEWER	29.87	
				300-GARBAG	15.17	400-STORM	4.59	
				500-TAX	1.25	650-PENALT	3.16	
							BALANCE	89.00
19-0196-05-0	COMPTON, DAVID 981 W OAK	1/30/2004	7/08/2004	100-WATER	16.00	200-SEWER	15.47	
				300-GARBAG	9.76	400-STORM	2.80	
				500-TAX	0.80			

SEQUENCE: ACCOUNT NUMBER

ALL ACCOUNTS

WRITE OFF DATES: 0/00/0000 THRU 99/99/9999

BALANCES: NON ZERO BALANCES

Item 4.

ACCOUNT NO	NAME	LAST	BAD DEBT					
	SERVICE ADDRESS	BILL	DATE					BALANCE
								44.83
19-0198-01-0	COKER, ROBERT	11/30/2001	4/22/2002	100-WATER	39.82	200-SEWER	37.68	
	985 W OAK			300-GARBAG	16.02	500-TAX	1.32	
				650-PENALT	0.97			
								BALANCE 95.81
19-0198-02-0	STROW, PATRICIA	10/30/2003	4/15/2004	100-WATER	44.39	200-SEWER	47.43	
	985 W OAK			300-GARBAG	32.14	400-STORM	9.24	
				500-TAX	2.65	650-PENALT	8.30	
								BALANCE 144.15
19-0198-07-0	HARRIS, KENNETH	12/30/2006	3/27/2007	100-WATER	18.17	200-SEWER	14.54	
	985 W OAK			300-GARBAG	11.50	303-GARBAG	0.19	
				400-STORM	3.71	500-TAX	0.94	
				650-PENALT	0.57			
								BALANCE 49.62
19-0198-10-0	YOUNG, ANDREW CLAYTON	4/30/2008	7/17/2008	100-WATER	45.57	200-SEWER	33.63	
	985 W OAK			300-GARBAG	11.85	303-GARBAG	0.83	
				400-STORM	3.72	500-TAX	0.98	
								BALANCE 96.58
19-0202-04-0	ABLES, BERKLEY	9/30/2006	12/27/2006	100-WATER	102.88	200-SEWER	31.66	
	1190 N CLINTON			300-GARBAG	18.64	303-GARBAG	0.62	
				400-STORM	6.00	500-TAX	1.54	
				650-PENALT	2.63	701-CONN	7.54	
								BALANCE 171.51
19-0204-04-0	ROBINSON, LYNDIA	10/30/2003	4/15/2004	100-WATER	132.96	200-SEWER	92.89	
	1150 N CLINTON			300-GARBAG	30.11	400-STORM	8.66	
				500-TAX	2.48	650-PENALT	15.93	
				700-SVC CH	10.27			
								BALANCE 293.30
19-0204-07-0	BERNIER, ANGELA	2/28/2005	7/15/2005	100-WATER	73.82	200-SEWER	64.16	
	1150 N CLINTON			300-GARBAG	28.44	400-STORM	8.60	
				500-TAX	2.34	650-PENALT	5.63	
								BALANCE 182.99
19-0204-08-0	DAVILA, BRENDA PALOMA	6/30/2005	7/15/2005	100-WATER	58.42	200-SEWER	46.88	
	1150 N CLINTON			300-GARBAG	27.53	400-STORM	9.18	
				500-TAX	2.27	650-PENALT	5.90	
								BALANCE 150.18
19-0204-10-0	WRIGHT, ELIZABETH KERRE	5/30/2006	7/26/2006	100-WATER	14.91	200-SEWER	11.93	
	1150 N CLINTON			300-GARBAG	8.67	303-GARBAG	0.19	
				400-STORM	2.79	500-TAX	0.72	
				650-PENALT	1.02			

SEQUENCE: ACCOUNT NUMBER

ALL ACCOUNTS

WRITE OFF DATES: 0/00/0000 THRU 99/99/9999

BALANCES: NON ZERO BALANCES

Item 4.

ACCOUNT NO	NAME	LAST	BAD DEBT					
	SERVICE ADDRESS	BILL	DATE					BALANCE
								40.23
19-0204-11-0	SHENA, BENNETT 1150 N CLINTON	1/30/2007	2/13/2007	100-WATER	22.72	200-SEWER	18.28	
				300-GARBAG	8.47	303-GARBAG	0.13	
				400-STORM	2.73	500-TAX	0.70	
								BALANCE 53.03
19-0204-12-0	LOPEZ, FRANCISCA PAZ 1150 N CLINTON	4/30/2007	8/29/2007	100-WATER	26.50	200-SEWER	21.34	
				300-GARBAG	8.85	303-GARBAG	0.14	
				400-STORM	2.78	500-TAX	0.73	
								BALANCE 60.34
19-0204-18-0	JOHNSTON, SEAN 1150 N CLINTON	11/30/2012	12/13/2012	100-WATER	23.47	200-SEWER	21.40	
				300-GARBAG	12.65	303-GARBAG	0.38	
				400-STORM	3.56	500-TAX	1.05	
				650-PENALT	0.33			
								BALANCE 62.84
19-0208-05-0	HOLMAN, ADDIE 1005 W OAK	10/30/2004	4/18/2005	100-WATER	154.73	200-SEWER	47.02	
				300-GARBAG	21.59	400-STORM	6.20	
				500-TAX	1.78	650-PENALT	0.85	
								BALANCE 232.17
19-0210-03-0	SOSA, EDDIE 1010 W OAK	2/28/2001	10/17/2001	100-WATER	25.28	200-SEWER	25.87	
				300-GARBAG	29.76	500-TAX	2.45	
				650-PENALT	3.87	700-SVC CH	28.24	
								BALANCE 115.47
19-0210-07-0	RAINEY, RACHEL RASHELL 1010 W OAK	11/30/2005	1/31/2006	100-WATER	48.56	200-SEWER	39.03	
				300-GARBAG	19.89	400-STORM	6.63	
				500-TAX	1.64	650-PENALT	1.30	
								BALANCE 117.05
19-0218-07-0	ODWYER, COURTNEY 1040 W OAK	7/30/2004	8/20/2004	100-WATER	41.01	200-SEWER	34.79	
				300-GARBAG	31.12	400-STORM	8.94	
				500-TAX	2.56	650-PENALT	3.67	
								BALANCE 122.09
19-0218-08-0	GAINES, HELEN 1040 W OAK	10/30/2004	4/18/2005	100-WATER	36.20	200-SEWER	29.03	
				300-GARBAG	21.92	400-STORM	6.30	
				500-TAX	1.81	650-PENALT	0.99	
								BALANCE 96.25
19-0226-01-0	PHELPS, B. J. 1041 W ELM	7/30/2001	4/22/2002	100-WATER	25.23	200-SEWER	25.24	
				300-GARBAG	20.25	500-TAX	1.67	
				650-PENALT	1.87			
								BALANCE 74.26
19-0226-02-0	MERCER, BILLY 1041 W ELM	11/30/2001	4/22/2002	100-WATER	19.46	200-SEWER	19.95	
				300-GARBAG	12.71	500-TAX	1.04	

SEQUENCE: ACCOUNT NUMBER

ALL ACCOUNTS

WRITE OFF DATES: 0/00/0000 THRU 99/99/9999

BALANCES: NON ZERO BALANCES

Item 4.

ACCOUNT NO	NAME	LAST	BAD DEBT					
	SERVICE ADDRESS	BILL	DATE					
				650-PENALT	0.08	700-SVC CH	1.05	
							BALANCE	54.29
19-0226-03-0	TURNEY, GARY 1041 W ELM	6/30/2002	10/18/2002	100-WATER	35.08	200-SEWER	35.53	
				300-GARBAG	26.17	500-TAX	2.16	
				650-PENALT	2.69	700-SVC CH	14.30	
							BALANCE	115.93
19-0226-04-0	MERICLE, CLIFFORD A. 1041 W ELM	9/30/2002	4/17/2003	100-WATER	17.54	200-SEWER	18.28	
				300-GARBAG	11.83	400-STORM	2.32	
				500-TAX	0.98			
							BALANCE	50.95
19-0226-05-0	HUDSON, JIMMY 1041 W ELM	1/30/2003	6/13/2003	100-WATER	32.23	200-SEWER	31.75	
				300-GARBAG	30.17	400-STORM	8.67	
				500-TAX	2.49	650-PENALT	3.56	
							BALANCE	108.87
19-0226-06-0	ROBINSON, THEODO 1041 W ELM	8/30/2003	1/16/2004	100-WATER	33.48	200-SEWER	31.84	
				300-GARBAG	27.33	400-STORM	7.86	
				500-TAX	2.25	650-PENALT	6.44	
							BALANCE	109.20
19-0226-08-0	PRICE, MICHAEL JAMES 1041 W ELM	6/30/2006	11/07/2006	100-WATER	51.71	200-SEWER	51.22	
				300-GARBAG	25.24	303-GARBAG	0.58	
				400-STORM	8.13	500-TAX	2.09	
				650-PENALT	4.93			
							BALANCE	143.90
19-0226-11-0	DANIEL, JARED RYAN 1041 W ELM	1/30/2011	4/25/2011	100-WATER	25.40	200-SEWER	22.54	
				300-GARBAG	14.58	303-GARBAG	0.05	
				400-STORM	4.35	500-TAX	1.21	
				650-PENALT	1.55			
							BALANCE	69.68
19-0226-12-0	SWAIN, JR, CARROLL EDWIN 1041 W ELM	8/30/2013	11/15/2013	100-WATER	60.81	200-SEWER	64.19	
				300-GARBAG	19.28	303-GARBAG	0.40	
				400-STORM	5.43	500-TAX	1.59	
				650-PENALT	3.30			
							BALANCE	155.00
19-0230-02-0	WHITE, RALPH 1031 W ELM	2/28/2005	10/12/2007	100-WATER	117.29	200-SEWER	52.41	
				300-GARBAG	28.39	303-GARBAG	0.17	
				400-STORM	9.24	500-TAX	2.34	
				650-PENALT	3.77			
							BALANCE	213.61
19-0234-01-0	SEARS, DARRELL THOMAS 1020 W ELM	8/30/2012	12/13/2012	100-WATER	46.64	200-SEWER	23.42	
				300-GARBAG	10.65	303-GARBAG	0.21	

SEQUENCE: ACCOUNT NUMBER

ALL ACCOUNTS

WRITE OFF DATES: 0/00/0000 THRU 99/99/9999

BALANCES: NON ZERO BALANCES

Item 4.

ACCOUNT NO	NAME	LAST BILL	BAD DEBT DATE					
				400-STORM	3.00	500-TAX	0.88	
							BALANCE	84.80
19-0236-02-0	ANDERSON, MATT 1110 N CLINTON	1/30/2001	2/09/2001	100-WATER	11.40	200-SEWER	13.25	
				300-GARBAG	8.64	500-TAX	0.71	
							BALANCE	34.00
19-0236-09-0	DOBBINS, GEVENDA 1110 N CLINTON	5/30/2006	6/15/2006	100-WATER	51.49	200-SEWER	41.45	
				300-GARBAG	17.32	303-GARBAG	0.38	
				400-STORM	5.58	500-TAX	1.43	
				650-PENALT	2.56			
							BALANCE	120.21
19-0236-14-0	LYNCH, VIVIAN 1110 N CLINTON	8/30/2012	12/13/2012	100-WATER	27.25	200-SEWER	33.67	
				300-GARBAG	17.72	303-GARBAG	0.38	
				400-STORM	4.99	500-TAX	1.46	
				650-PENALT	3.57			
							BALANCE	89.04
19-0236-15-0	ROCHA, REBECCA 1110 N CLINTON	12/30/2013	1/27/2014	100-WATER	7.72	200-SEWER	6.66	
				300-GARBAG	9.34	303-GARBAG	0.24	
				400-STORM	2.63	500-TAX	0.77	
							BALANCE	27.36
19-0238-00-0	MONRREAL, ALFRED 1130 N CLINTON	8/30/2002	2/24/2003	100-WATER	57.76	200-SEWER	83.62	
				300-GARBAG	28.49	500-TAX	2.35	
				650-PENALT	6.24	700-SVC CH	16.35	
							BALANCE	194.81
19-0238-01-1	MONTREAL, BERNARD 1130 N CLINTON	5/30/2003	7/08/2004	100-WATER	94.48	200-SEWER	103.12	
				300-GARBAG	33.42	400-STORM	9.60	
				500-TAX	2.75	650-PENALT	6.30	
				700-SVC CH	19.16			
							BALANCE	268.83
19-0242-03-0	BAKER, PATRICIA D 990 W ELM	8/30/2008	12/08/2008	100-WATER	79.82	200-SEWER	62.40	
				300-GARBAG	27.57	303-GARBAG	2.19	
				400-STORM	8.67	500-TAX	2.28	
				650-PENALT	5.95			
							BALANCE	188.88
19-0250-00-0	PANTOJA, JUAN 910 W ELM	8/30/2007	1/04/2008	100-WATER	53.64	200-SEWER	40.61	
				300-GARBAG	28.31	303-GARBAG	0.69	
				400-STORM	8.90	500-TAX	2.34	
				650-PENALT	4.63	707-DEL CH	20.00	
							BALANCE	159.12
19-0256-03-0	MIZE, TAMMY 831 W ELM	7/30/2002	12/02/2002	100-WATER	105.54	200-SEWER	104.38	
				300-GARBAG	31.17	500-TAX	2.57	

SEQUENCE: ACCOUNT NUMBER

ALL ACCOUNTS

WRITE OFF DATES: 0/00/0000 THRU 99/99/9999

BALANCES: NON ZERO BALANCES

Item 4.

ACCOUNT NO	NAME	LAST	BAD DEBT				
	SERVICE ADDRESS	BILL	DATE				
				650-PENALT	15.95	700-SVC CH	35.04
							BALANCE 294.65
19-0256-06-0	WILSON, ROBERT 831 W ELM	12/30/2004	6/22/2005	100-WATER	2.53	200-SEWER	26.30
				300-GARBAG	20.33	400-STORM	5.85
				500-TAX	1.68	650-PENALT	2.57
				700-SVC CH	12.64	701-CONN	12.64
							BALANCE 84.54
19-0256-07-0	HOWELL, KIMBERLY RENEE 831 W ELM	6/30/2005	8/29/2005	100-WATER	60.53	200-SEWER	48.58
				300-GARBAG	28.93	400-STORM	9.65
				500-TAX	2.38	650-PENALT	5.40
							BALANCE 155.47
19-0256-13-0	GONZALEZ, THEODORO ANDRES 831 W ELM	5/30/2014	9/12/2014	100-WATER	72.84	200-SEWER	57.97
				300-GARBAG	23.89	303-GARBAG	0.59
				400-STORM	6.32	500-TAX	1.98
				650-PENALT	3.62	710-OTF	0.82
							BALANCE 168.03
19-0258-01-0	ARD, CARL 1280 N MCCART	11/30/2001	4/22/2002	100-WATER	61.52	200-SEWER	74.76
				300-GARBAG	29.70	500-TAX	2.45
				650-PENALT	5.90	700-SVC CH	33.17
							BALANCE 207.50
19-0260-00-0	COGBURN, MONICA 1203 N MCCART	9/30/2002	4/17/2003	100-WATER	48.23	200-SEWER	30.23
				300-GARBAG	17.85	400-STORM	2.13
				500-TAX	1.47		
							BALANCE 99.91
19-0264-05-0	WHITE, ADAM 780 W ELM	1/30/2003	6/13/2003	100-WATER	35.20	200-SEWER	34.73
				300-GARBAG	32.59	400-STORM	9.37
				500-TAX	2.68	650-PENALT	3.65
				700-SVC CH	6.35		
							BALANCE 124.57
19-0264-08-0	FERGUSON, THOMAS 780 W ELM	11/30/2003	5/28/2004	100-WATER	30.61	200-SEWER	29.17
				300-GARBAG	29.45	400-STORM	8.46
				500-TAX	2.43	650-PENALT	2.25
							BALANCE 102.37
19-0266-00-0	CAMPBELL, BILLY 1193 N MCCART	6/30/2000	1/09/2001	100-WATER	31.90	200-SEWER	36.08
				300-GARBAG	27.10	500-TAX	2.23
				650-PENALT	6.18	700-SVC CH	14.73
							BALANCE 118.22
19-0266-01-0	CORNETT, SONYA 1193 N MCCART	3/31/1999	12/16/1999	100-WATER	54.64	200-SEWER	73.17
				300-GARBAG	21.28	500-TAX	1.75
				650-PENALT	5.58	700-SVC CH	16.43

SEQUENCE: ACCOUNT NUMBER

ALL ACCOUNTS

WRITE OFF DATES: 0/00/0000 THRU 99/99/9999

BALANCES: NON ZERO BALANCES

Item 4.

ACCOUNT NO	NAME	LAST	BAD DEBT						
	SERVICE ADDRESS	BILL	DATE						
								BALANCE	172.85
19-0266-07-0	KNIBBE, LOGAN T. 1193 N MCCART	6/30/2003	1/16/2004	100-WATER	5.30	200-SEWER	13.70		
				300-GARBAG	6.34	400-STORM	1.82		
				500-TAX	0.52				
								BALANCE	27.68
19-0266-09-0	LEE, BRIAN ANDREW 1193 N MCCART	12/30/2004	4/18/2005	100-WATER	98.54	200-SEWER	79.41		
				300-GARBAG	30.70	400-STORM	8.83		
				500-TAX	2.53	650-PENALT	14.42		
								BALANCE	234.43
19-0270-00-0	REYES, BARBARA 1103 N MCCART	6/30/2003	1/16/2004	100-WATER	139.52	200-SEWER	76.71		
				300-GARBAG	33.79	400-STORM	9.71		
				500-TAX	2.79	650-PENALT	16.89		
								BALANCE	279.41
19-0274-02-0	AGUIRRE, ELAINE 1101 N MCCART	8/30/1999	3/09/2000	100-WATER	14.58	200-SEWER	16.94		
				300-GARBAG	11.10	500-TAX	0.91		
				700-SVC CH	20.00				
								BALANCE	63.53
19-0274-03-0	BROTHERS, BRYAN 1101 N MCCART	8/30/2004	10/12/2004	100-WATER	45.67	200-SEWER	41.84		
				300-GARBAG	18.50	400-STORM	5.32		
				500-TAX	1.53				
								BALANCE	112.86
19-0276-05-0	HERNANDEZ, DANIEL 731 W WALNUT	4/30/2012	8/15/2012	100-WATER	19.79	200-SEWER	18.63		
				300-GARBAG	14.76	303-GARBAG	0.48		
				400-STORM	4.16	500-TAX	1.22		
				650-PENALT	0.57				
								BALANCE	59.61
19-0282-01-0	DIXON, JACK 740 W WALNUT	12/30/2001	4/22/2002	100-WATER	92.76	200-SEWER	95.31		
				300-GARBAG	30.77	500-TAX	2.53		
				650-PENALT	6.66	700-SVC CH	16.94		
								BALANCE	244.97
19-0288-01-0	LOPEZ, JESSE SHANE 1011 N MCCART	1/30/2008	2/28/2008	100-WATER	13.47	200-SEWER	10.76		
				300-GARBAG	9.57	303-GARBAG	0.40		
				400-STORM	2.00	500-TAX	0.79		
								BALANCE	36.99
19-0288-04-0	MARTINEZ, ADELAIDA 1011 N MCCART	2/28/2010	3/22/2010	100-WATER	56.00	200-SEWER	47.96		
				300-GARBAG	20.40	400-STORM	4.05		
				500-TAX	1.68	650-PENALT	7.15		
								BALANCE	137.24
19-0288-05-0	BRATTON, KRISTYL 1011 N MCCART	10/30/2010	2/25/2011	100-WATER	71.05	200-SEWER	63.79		
				300-GARBAG	23.57	400-STORM	4.68		

SEQUENCE: ACCOUNT NUMBER

ALL ACCOUNTS

WRITE OFF DATES: 0/00/0000 THRU 99/99/9999

BALANCES: NON ZERO BALANCES

Item 4.

ACCOUNT NO	NAME	LAST BILL	BAD DEBT DATE				
				500-TAX	1.94	650-PENALT	5.29
				702-DEL CH	20.00		
						BALANCE	190.32
19-0288-06-0	TABOR, CYNTHIS MAY 1011 N MCCART	5/30/2011	8/25/2011	100-WATER	31.64	200-SEWER	29.76
				300-GARBAG	7.73	303-GARBAG	0.26
				400-STORM	1.51	500-TAX	0.64
						BALANCE	71.54
19-0288-09-0	BEENE, KRISSIE 1011 N MCCART	2/28/2014	7/10/2014	100-WATER	21.99	200-SEWER	13.01
				300-GARBAG	6.18	303-GARBAG	0.14
				400-STORM	1.09	500-TAX	0.51
						BALANCE	42.92
19-0292-06-0	LEDBETTER, DONALD 990 N MCCART	1/30/2011	3/25/2011	100-WATER	56.90	200-SEWER	52.53
				300-GARBAG	18.05	303-GARBAG	0.06
				400-STORM	5.37	500-TAX	1.49
				650-PENALT	2.59		
						BALANCE	136.99
19-0294-06-0	EDWARDS, JOHN 980 N MCCART	9/30/2002	4/17/2003	100-WATER	32.23	200-SEWER	36.31
				300-GARBAG	27.81	400-STORM	2.45
				500-TAX	2.30	650-PENALT	5.57
				700-SVC CH	14.38		
						BALANCE	121.05
19-0294-10-0	BOTTCHEER, THERESA 980 N MCCART	6/30/2011	10/24/2011	100-WATER	34.06	200-SEWER	35.13
				300-GARBAG	16.39	303-GARBAG	0.54
				400-STORM	3.19	500-TAX	1.35
				650-PENALT	2.01		
						BALANCE	92.67
19-0294-12-0	MACOMBER, KELLY 980 N MCCART	6/30/2013	11/15/2013	100-WATER	25.33	200-SEWER	23.71
				300-GARBAG	15.26	303-GARBAG	0.40
				400-STORM	2.87	500-TAX	1.26
				650-PENALT	1.00		
						BALANCE	69.83
19-0298-00-0	QUALLS, LESTER 960 N MCCART	12/30/2006	3/27/2007	100-WATER	156.10	200-SEWER	118.41
				300-GARBAG	29.67	303-GARBAG	0.64
				400-STORM	9.55	500-TAX	2.45
				650-PENALT	9.11	707-DEL CH	20.00
						BALANCE	345.93
19-0300-06-0	MACOMBER, KELLY 950 N MCCART	7/30/2013	11/15/2013	100-WATER	112.11	200-SEWER	65.14
				300-GARBAG	23.31	303-GARBAG	0.53
				400-STORM	6.57	500-TAX	1.93
				650-PENALT	5.13		
						BALANCE	214.72

SEQUENCE: ACCOUNT NUMBER

ALL ACCOUNTS

WRITE OFF DATES: 0/00/0000 THRU 99/99/9999

BALANCES: NON ZERO BALANCES

Item 4.

ACCOUNT NO	NAME	LAST BILL	BAD DEBT DATE					
19-0302-08-0	TAYLOR, MATTHEW	1/30/2014	4/09/2014	100-WATER	27.42	200-SEWER	24.40	
	925 N MCCART			300-GARBAG	26.00	303-GARBAG	0.63	
				400-STORM	4.88	500-TAX	2.15	
				650-PENALT	4.31			
								BALANCE 89.79
19-0308-10-0	LEWIS, AMY	6/30/2012	9/24/2012	100-WATER	287.23	200-SEWER	80.17	
	995 N MCCART			300-GARBAG	24.34	303-GARBAG	0.74	
				400-STORM	6.86	500-TAX	2.01	
				650-PENALT	5.52			
								BALANCE 406.87
19-0308-11-0	LINDSEY, KERRY DON	9/30/2012	10/23/2012	100-WATER	62.83	200-SEWER	57.38	
	995 N MCCART			300-GARBAG	31.33	303-GARBAG	0.71	
				400-STORM	8.83	500-TAX	2.59	
				650-PENALT	7.36	706-TRANSF	12.94	
								BALANCE 183.97
19-0312-00-0	BALDERAS, FRANCISCA	7/30/2003	1/16/2004	100-WATER	54.77	200-SEWER	73.63	
	763 W PECAN			300-GARBAG	34.10	400-STORM	9.80	
				500-TAX	2.81	650-PENALT	11.46	
				707-DEL CH	20.00			
								BALANCE 206.57
19-0312-01-0	RICHARDS, REBECCA	2/28/2005	5/15/2006	100-WATER	113.81	200-SEWER	57.79	
	763 W PECAN			300-GARBAG	31.09	303-GARBAG	0.17	
				400-STORM	10.15	500-TAX	2.56	
				650-PENALT	8.14			
								BALANCE 223.71
19-0317-02-0	GILLIAM, ROSE	5/30/2005	8/29/2005	100-WATER	39.91	200-SEWER	47.99	
	760 W PECAN			300-GARBAG	26.06	400-STORM	8.69	
				500-TAX	2.14	650-PENALT	4.11	
								BALANCE 128.90
19-0317-05-0	DINGMAN, LACEY JO	12/30/2006	3/27/2007	100-WATER	4.43	200-SEWER	20.77	
	760 W PECAN			300-GARBAG	18.26	303-GARBAG	0.34	
	CONTRACT: 114	AMOUNT OWED: 0.00		400-STORM	5.88	500-TAX	1.51	
				650-PENALT	1.14			
								BALANCE 52.33
19-0317-10-0	MAHALA, PATRICIA	3/30/2011	6/23/2011	100-WATER	12.80	200-SEWER	10.80	
	760 W PECAN			300-GARBAG	11.46	303-GARBAG	0.19	
				400-STORM	3.41	500-TAX	0.94	
				650-PENALT	0.20			
								BALANCE 39.80
19-0320-03-0	YORK, JUSTIN	9/30/2002	4/17/2003	100-WATER	47.63	200-SEWER	41.63	
	740 W PECAN			300-GARBAG	24.58	400-STORM	4.06	

SEQUENCE: ACCOUNT NUMBER

ALL ACCOUNTS

WRITE OFF DATES: 0/00/0000 THRU 99/99/9999

BALANCES: NON ZERO BALANCES

Item 4.

ACCOUNT NO	NAME	LAST	BAD DEBT					
	SERVICE ADDRESS	BILL	DATE					
				500-TAX	2.03	650-PENALT	5.03	
							BALANCE	124.96
19-0320-05-0	HAMMOND, SARA MICHELLE 740 W PECAN	8/30/2011	12/06/2011	100-WATER	58.16	200-SEWER	66.78	
				300-GARBAG	22.44	303-GARBAG	0.63	
				400-STORM	6.56	500-TAX	1.85	
							BALANCE	156.42
19-0322-00-0	PARNELL, C C 747 W PECAN	9/30/2004	10/12/2004	100-WATER	29.81	200-SEWER	23.76	
				300-GARBAG	28.29	400-STORM	8.13	
				500-TAX	2.33	650-PENALT	3.32	
							BALANCE	95.64
19-0328-00-0	SALTER, THERESA 695 W PECAN	6/30/2001	2/08/2002	100-WATER	48.67	200-SEWER	58.96	
				300-GARBAG	24.63	500-TAX	2.03	
				650-PENALT	3.56	700-SVC CH	28.23	
							BALANCE	166.08
19-0328-02-0	LAWSON, EDNA 695 W PECAN	9/30/2004	4/18/2005	100-WATER	17.86	200-SEWER	15.32	
				300-GARBAG	6.92	400-STORM	1.99	
				500-TAX	0.57			
							BALANCE	42.66
19-0334-02-0	BASHAM, THERESA 990 N PADDOCK	6/30/1999	1/11/2000	100-WATER	33.68	200-SEWER	38.91	
				300-GARBAG	15.23	500-TAX	1.25	
				650-PENALT	2.83			
							BALANCE	91.90
19-0336-00-0	COOK, TERI FLOYD 980 N PADDOCK	6/30/2001	2/08/2002	100-WATER	67.65	200-SEWER	55.30	
				300-GARBAG	23.89	500-TAX	1.97	
				650-PENALT	4.92	700-SVC CH	16.09	
							BALANCE	169.82
19-0348-03-0	MALDONADO, RUTH 1095 N PADDOCK	8/30/2007	10/12/2007	100-WATER	60.14	200-SEWER	38.24	
				300-GARBAG	20.15	303-GARBAG	0.49	
				400-STORM	6.33	500-TAX	1.66	
				650-PENALT	3.77			
							BALANCE	130.78
19-0350-03-0	KRUEGER, MATT 620 W PECAN	5/30/2002	9/26/2002	100-WATER	27.90	200-SEWER	40.33	
				300-GARBAG	13.93	500-TAX	1.14	
							BALANCE	83.30
19-0350-07-0	SNYDER, AARON DAVID 620 W PECAN	4/30/2009	7/24/2009	100-WATER	34.93	200-SEWER	37.95	
				300-GARBAG	17.98	400-STORM	5.47	
				500-TAX	1.48	650-PENALT	4.20	
							BALANCE	102.01
19-0356-04-0	BEASLEY, KATHRYN 610 W PECAN	8/30/2004	2/07/2005	100-WATER	41.37	200-SEWER	45.71	
				300-GARBAG	26.52	400-STORM	7.62	

SEQUENCE: ACCOUNT NUMBER

ALL ACCOUNTS

WRITE OFF DATES: 0/00/0000 THRU 99/99/9999

BALANCES: NON ZERO BALANCES

Item 4.

ACCOUNT NO	NAME	LAST	BAD DEBT					
	SERVICE ADDRESS	BILL	DATE					
				500-TAX	2.18	650-PENALT	2.76	
							BALANCE	126.16
19-0358-02-0	HART, BRIGITTE RENEE 590 W PECAN	3/30/2013	8/14/2013	100-WATER	43.37	200-SEWER	86.59	
				300-GARBAG	27.62	303-GARBAG	0.78	
				400-STORM	7.78	500-TAX	2.28	
				650-PENALT	5.54			
							BALANCE	173.96
19-0362-01-0	KASH, RENEE 580 W PECAN	6/30/1999	9/23/1999	100-WATER	30.23	200-SEWER	33.26	
				300-GARBAG	18.15	500-TAX	1.49	
				650-PENALT	2.11	700-SVC CH	20.00	
							BALANCE	105.24
19-0362-02-0	HICKS, JESSE 580 W PECAN	8/30/2002	12/02/2002	100-WATER	40.30	200-SEWER	35.54	
				300-GARBAG	20.99	500-TAX	1.73	
				650-PENALT	3.41			
							BALANCE	101.97
19-0362-04-0	GILDON, MAUREEN 580 W PECAN	5/30/2001	1/03/2002	100-WATER	63.91	200-SEWER	90.07	
				300-GARBAG	37.91	500-TAX	3.12	
				650-PENALT	9.51	700-SVC CH	52.39	
							BALANCE	256.91
19-0362-10-0	HICKS, CHARLOTTE LOUIS 580 W PECAN	6/30/2005	11/23/2005	100-WATER	48.73	200-SEWER	39.20	
				300-GARBAG	17.83	400-STORM	5.94	
				500-TAX	1.47	650-PENALT	2.66	
							BALANCE	115.83
19-0362-12-0	SALTER, AMANDA 580 W PECAN	10/30/2007	1/28/2008	100-WATER	385.05	200-SEWER	45.39	
				300-GARBAG	14.63	303-GARBAG	0.45	
	CONTRACT: 114	AMOUNT OWED:	0.00	400-STORM	4.60	500-TAX	1.21	
				650-PENALT	1.14			
							BALANCE	452.47
19-0362-22-0	ALVAREZ, VIRIDIANA JASMI 580 W PECAN	12/30/2013	1/27/2014	100-WATER	25.44	200-SEWER	23.11	
				300-GARBAG	17.04	303-GARBAG	0.44	
				400-STORM	4.80	500-TAX	1.41	
				650-PENALT	1.78			
							BALANCE	74.02
19-0370-01-0	CHRISTINA, JAMES ANTHONY 495 W WALNUT	1/30/2010	2/25/2010	100-WATER	15.62	200-SEWER	23.70	
				300-GARBAG	14.31	400-STORM	4.26	
				500-TAX	1.18	650-PENALT	0.46	
							BALANCE	59.53
19-0372-01-0	LAWTON, STEVE 1191 N RACE	6/30/2001	2/08/2002	100-WATER	26.38	200-SEWER	38.48	
				300-GARBAG	25.46	500-TAX	2.10	
				650-PENALT	2.74	700-SVC CH	29.89	

SEQUENCE: ACCOUNT NUMBER

ALL ACCOUNTS

WRITE OFF DATES: 0/00/0000 THRU 99/99/9999

BALANCES: NON ZERO BALANCES

Item 4.

ACCOUNT NO	NAME	LAST	BAD DEBT						
	SERVICE ADDRESS	BILL	DATE						
								BALANCE	125.05
19-0374-02-0	HANCOCK, WENDY 1171 N RACE	7/30/2001	4/22/2002	100-WATER	60.23	200-SEWER	30.97		
				300-GARBAG	27.91	500-TAX	2.30		
				650-PENALT	4.41	700-SVC CH	13.52		
								BALANCE	139.34
19-0376-01-0	KENNEDY, SHARON 1111 N RACE	12/30/2002	6/13/2003	100-WATER	57.19	200-SEWER	59.41		
				300-GARBAG	32.28	400-STORM	9.28		
				500-TAX	2.66	650-PENALT	10.11		
				700-SVC CH	18.59				
								BALANCE	189.52
19-0376-03-0	SCISSOM, TAMMY 1111 N RACE	8/30/2000	5/25/2001	100-WATER	13.76	200-SEWER	14.08		
				300-GARBAG	16.19	500-TAX	1.33		
				650-PENALT	1.35				
								BALANCE	46.71
19-0376-05-0	SANCHEZ, ROBERT LEE 1111 N RACE	6/30/2003	1/16/2004	100-WATER	39.20	200-SEWER	38.49		
				300-GARBAG	30.22	400-STORM	8.69		
				500-TAX	2.49	650-PENALT	4.47		
								BALANCE	123.56
19-0376-08-0	CHRISTIE, JEREMY DEAN GLE 1111 N RACE	6/30/2005	7/15/2005	100-WATER	35.12	200-SEWER	28.21		
				300-GARBAG	15.52	400-STORM	5.18		
				500-TAX	1.28	700-SVC CH	11.92		
								BALANCE	97.23
19-0376-10-0	GOODNER, TAMRA LOUISE 1111 N RACE	11/30/2005	12/28/2005	100-WATER	52.37	200-SEWER	42.00		
				300-GARBAG	27.17	400-STORM	9.06		
				500-TAX	2.23	650-PENALT	5.76		
								BALANCE	138.59
19-0382-01-0	ABSHIER, JONNA 1012 N RACE	7/30/2003	1/16/2004	100-WATER	105.33	200-SEWER	108.80		
				300-GARBAG	29.95	400-STORM	8.61		
				500-TAX	2.46	650-PENALT	9.20		
								BALANCE	264.35
19-0382-08-0	NUNLEY, TY 1012 N RACE	6/30/2005	7/15/2005	100-WATER	72.54	200-SEWER	58.30		
				300-GARBAG	30.78	400-STORM	10.26		
				500-TAX	2.53	650-PENALT	7.12		
								BALANCE	181.53
19-0388-19-0	BROWNLEE, SELAH SUE 999 N RACE	4/30/2011	7/26/2011	100-WATER	32.94	200-SEWER	35.79		
				300-GARBAG	17.23	303-GARBAG	0.37		
				400-STORM	5.06	500-TAX	1.43		
				650-PENALT	1.96				
								BALANCE	94.78
19-0390-12-0	COWEN, JEMMA RENEE 1010 N RACE	7/30/2007	8/29/2007	100-WATER	97.00	200-SEWER	102.49		
				300-GARBAG	29.34	303-GARBAG	0.71		

SEQUENCE: ACCOUNT NUMBER

ALL ACCOUNTS

WRITE OFF DATES: 0/00/0000 THRU 99/99/9999

BALANCES: NON ZERO BALANCES

Item 4.

ACCOUNT NO	NAME	LAST	BAD DEBT				
	SERVICE ADDRESS	BILL	DATE				
				400-STORM	9.23	500-TAX	2.42
				650-PENALT	6.62		
						BALANCE	247.81
19-0390-15-0	GRIFFIN, CANDICE MICHELL 1010 N RACE	12/30/2009	1/14/2010	100-WATER	65.36	200-SEWER	55.10
				300-GARBAG	16.28	400-STORM	4.84
				500-TAX	1.34	650-PENALT	1.24
						BALANCE	144.16
19-0390-20-0	AGUERO, ANGELINA 1010 N RACE	5/30/2011	6/23/2011	100-WATER	25.16	200-SEWER	23.28
				300-GARBAG	9.55	303-GARBAG	0.32
				400-STORM	2.79	500-TAX	0.79
						BALANCE	61.89
19-0400-06-0	VERMILLION, VICTORIA 585 W MINNIE	7/30/2008	12/08/2008	100-WATER	29.92	200-SEWER	24.02
				300-GARBAG	14.41	303-GARBAG	1.11
				400-STORM	4.53	500-TAX	1.19
				650-PENALT	1.17		
						BALANCE	76.35
19-0404-01-0	BAETZ, BETH 611 W MINNIE	2/28/2001	10/17/2001	100-WATER	124.00	200-SEWER	55.10
				300-GARBAG	32.87	500-TAX	2.70
				650-PENALT	10.99		
						BALANCE	225.66
19-0406-02-0	RAIBOURN, JAY 650 W MINNIE	11/30/2002	4/17/2003	100-WATER	34.92	200-SEWER	50.66
				300-GARBAG	27.41	400-STORM	7.88
				500-TAX	2.26	650-PENALT	4.84
						BALANCE	127.97
19-0408-05-0	PURCELLA, DAVID 660 W MINNIE	6/30/2001	2/08/2002	100-WATER	21.44	200-SEWER	23.52
				300-GARBAG	16.43	500-TAX	1.35
						BALANCE	62.74
19-0408-10-0	MITCHELL, JERRY EUGENE 660 W MINNIE	10/30/2012	12/13/2012	100-WATER	13.57	200-SEWER	11.88
				300-GARBAG	13.90	303-GARBAG	0.40
				400-STORM	3.92	500-TAX	1.15
				650-PENALT	0.72		
						BALANCE	45.54
19-0410-10-0	ABSHIER, SIMEON 600 W MINNIE	6/30/2008	10/17/2008	100-WATER	23.89	200-SEWER	70.01
				300-GARBAG	18.53	303-GARBAG	1.39
				400-STORM	5.83	500-TAX	1.53
				650-PENALT	2.88		
						BALANCE	124.06
19-0412-03-0	PHILLIPS, TRAVIS 590 W MINNIE	11/30/2000	7/06/2001	100-WATER	45.64	200-SEWER	55.13
				300-GARBAG	28.18	500-TAX	2.32
				650-PENALT	8.77	700-SVC CH	29.42

SEQUENCE: ACCOUNT NUMBER

ALL ACCOUNTS

WRITE OFF DATES: 0/00/0000 THRU 99/99/9999

BALANCES: NON ZERO BALANCES

Item 4.

ACCOUNT NO	NAME	LAST	BAD DEBT					BALANCE
	SERVICE ADDRESS	BILL	DATE					
								169.46
19-0412-04-0	YARBROUGH, JOHN 590 W MINNIE	3/30/2001	10/17/2001	100-WATER	52.98	200-SEWER	65.58	
				300-GARBAG	28.00	500-TAX	2.31	
				650-PENALT	3.51	700-SVC CH	31.88	
								BALANCE 184.26
19-0412-05-0	GENTRY, JENNIFER 590 W MINNIE	4/30/2001	12/13/2001	100-WATER	14.36	200-SEWER	14.88	
				300-GARBAG	8.02	500-TAX	0.66	
								BALANCE 37.92
19-0412-09-0	OLVERA, MARIA M 590 W MINNIE	8/30/2003	1/16/2004	100-WATER	76.87	200-SEWER	76.12	
				300-GARBAG	25.19	400-STORM	7.23	
				500-TAX	2.08	650-PENALT	6.49	
								BALANCE 193.98
19-0412-10-0	SMITH, CYNTHIA ANN 590 W MINNIE	12/30/2005	1/31/2006	100-WATER	56.10	200-SEWER	71.80	
				300-GARBAG	23.81	400-STORM	7.94	
				500-TAX	1.96	650-PENALT	6.60	
								BALANCE 168.21
19-0412-18-0	COLLINS, COURTNEY 590 W MINNIE	7/30/2012	10/23/2012	100-WATER	59.72	200-SEWER	55.40	
				300-GARBAG	21.55	303-GARBAG	0.53	
				400-STORM	6.07	500-TAX	1.78	
				650-PENALT	4.00			
								BALANCE 149.05
19-0414-04-0	CEHAND, RANDY RAY 550 W MINNIE	2/29/2012	4/27/2012	100-WATER	92.07	200-SEWER	86.31	
				300-GARBAG	25.65	303-GARBAG	0.63	
				400-STORM	4.91	500-TAX	2.13	
				650-PENALT	5.25			
								BALANCE 216.95
19-0418-02-0	MORALES, SHAWNA 909 N RACE	2/28/2001	10/17/2001	100-WATER	12.14	200-SEWER	19.27	
				300-GARBAG	7.55	500-TAX	0.62	
								BALANCE 39.58
19-0418-07-0	ROGERS, JANA SMITH 909 N RACE	9/30/2007	1/04/2008	100-WATER	48.92	200-SEWER	39.36	
				300-GARBAG	18.03	303-GARBAG	0.49	
				400-STORM	5.67	500-TAX	1.49	
				650-PENALT	2.59			
								BALANCE 116.55
19-0418-08-0	COLLINS, KENNETH 909 N RACE	9/30/2008	10/17/2008	100-WATER	76.22	200-SEWER	39.11	
				300-GARBAG	17.64	303-GARBAG	1.31	
				400-STORM	5.55	500-TAX	1.46	
				650-PENALT	2.79			
								BALANCE 144.08
19-0422-00-0	MARNEY, CHARLSIE 552 W FREY	8/30/2004	2/07/2005	100-WATER	28.94	200-SEWER	40.94	
				300-GARBAG	27.45	400-STORM	5.26	

SEQUENCE: ACCOUNT NUMBER

ALL ACCOUNTS

WRITE OFF DATES: 0/00/0000 THRU 99/99/9999

BALANCES: NON ZERO BALANCES

Item 4.

ACCOUNT NO	NAME	LAST BILL	BAD DEBT DATE					
				500-TAX	2.26	650-PENALT	3.40	
							BALANCE	108.25
19-0422-05-0	SOTELO, LETICIA 552 W FREY	5/30/2007	8/29/2007	100-WATER	39.37	200-SEWER	31.63	
				300-GARBAG	17.02	303-GARBAG	0.38	
				400-STORM	3.56	500-TAX	1.41	
				650-PENALT	2.10			
							BALANCE	95.47
19-0424-02-1	DAVIS, RONIEVA LOUISE 545 W FREY	10/30/2011	2/21/2012	100-WATER	76.75	200-SEWER	33.09	
				300-GARBAG	21.00	303-GARBAG	0.56	
				400-STORM	6.14	500-TAX	1.74	
				650-PENALT	3.13			
							BALANCE	142.41
19-0430-01-0	ARANDA, SUNDAY 601 W FREY	4/30/2002	9/26/2002	100-WATER	17.11	200-SEWER	18.05	
				300-GARBAG	7.78	500-TAX	0.64	
							BALANCE	43.58
19-0430-02-0	EVANS, SHAESSA 601 W FREY	9/30/2006	12/27/2006	100-WATER	98.87	200-SEWER	64.57	
				300-GARBAG	28.04	303-GARBAG	0.90	
				400-STORM	9.03	500-TAX	2.32	
				650-PENALT	5.82			
							BALANCE	209.55
19-0430-04-0	MERRIFIELD, SINGLETON 601 W FREY	11/30/2007	2/28/2008	100-WATER	97.62	200-SEWER	74.76	
				300-GARBAG	23.41	303-GARBAG	0.75	
				400-STORM	7.37	500-TAX	1.93	
				650-PENALT	11.50			
							BALANCE	217.34
19-0438-02-0	HORNBECK, JULIE 684 W FREY	3/30/2003	10/15/2003	100-WATER	27.05	200-SEWER	28.13	
				300-GARBAG	17.01	400-STORM	3.26	
				500-TAX	1.40			
							BALANCE	76.85
19-0444-00-0	GIDEON, RON 727 W FREY	6/30/1999	1/11/2000	100-WATER	47.43	200-SEWER	52.07	
				300-GARBAG	26.99	500-TAX	2.22	
				650-PENALT	12.68	700-SVC CH	47.32	
							BALANCE	188.71
19-0444-01-0	ESPINOSA, JOSEPH 727 W FREY	1/30/2000	8/09/2000	100-WATER	20.14	200-SEWER	20.60	
				300-GARBAG	23.69	500-TAX	1.95	
				650-PENALT	1.63	700-SVC CH	12.32	
							BALANCE	80.33
19-0444-02-0	MURPHY, KRISTI 727 W FREY	8/30/2000	12/12/2000	100-WATER	35.68	200-SEWER	41.43	
				300-GARBAG	27.11	500-TAX	2.23	
				650-PENALT	5.78	700-SVC CH	14.52	

SEQUENCE: ACCOUNT NUMBER

ALL ACCOUNTS

WRITE OFF DATES: 0/00/0000 THRU 99/99/9999

BALANCES: NON ZERO BALANCES

Item 4.

ACCOUNT NO	NAME	LAST	BAD DEBT					BALANCE
	SERVICE ADDRESS	BILL	DATE					
								126.75
19-0446-00-0	WHELCHER, JESSE 737 W FREY	9/30/1999	4/10/2000	100-WATER	72.61	200-SEWER	52.80	
				300-GARBAG	36.89	500-TAX	3.04	
				650-PENALT	9.03	700-SVC CH	40.00	
								BALANCE 214.37
19-0446-02-0	PRATT, JAMES 737 W FREY	5/30/2005	10/25/2005	100-WATER	62.48	200-SEWER	47.71	
				300-GARBAG	21.79	400-STORM	7.27	
				500-TAX	1.79	650-PENALT	3.80	
								BALANCE 144.84
19-0446-03-0	SINGLETON, NOELLE 737 W FREY	9/30/2005	11/23/2005	100-WATER	54.82	200-SEWER	43.99	
				300-GARBAG	26.80	400-STORM	8.93	
				500-TAX	2.20	650-PENALT	5.35	
								BALANCE 142.09
19-0446-05-0	MAXWELL, KALLIE 737 W FREY	5/30/2006	7/26/2006	100-WATER	116.03	200-SEWER	15.53	
				300-GARBAG	7.97	303-GARBAG	0.21	
				400-STORM	2.56	500-TAX	0.66	
								BALANCE 142.96
19-0446-08-0	IRIBARREN, ADAM 737 W FREY	9/30/2007	11/14/2007	100-WATER	30.30	200-SEWER	24.29	
				300-GARBAG	16.70	303-GARBAG	0.45	
				400-STORM	5.25	500-TAX	1.38	
				650-PENALT	1.63			
								BALANCE 80.00
19-0460-00-0	ACKERMANN, KURT 791 W FREY	6/30/2004	2/07/2005	100-WATER	48.01	200-SEWER	61.44	
				300-GARBAG	33.41	400-STORM	9.60	
				500-TAX	2.75	650-PENALT	7.41	
				702-DEL CH	11.38			
								BALANCE 174.00
19-0470-08-0	FERGUSON, CRYSTAL 758 W FREY	4/30/2010	5/25/2010	100-WATER	33.81	200-SEWER	26.82	
				300-GARBAG	17.11	400-STORM	5.09	
				500-TAX	1.41	650-PENALT	1.23	
								BALANCE 85.47
19-0470-10-0	ORDONEZ, SHANAE DAWNELLE 758 W FREY	9/30/2010	12/02/2010	100-WATER	48.14	200-SEWER	33.22	
				300-GARBAG	11.02	400-STORM	3.28	
				500-TAX	0.91	706-TRANSF	7.64	
								BALANCE 104.21
19-0478-00-0	FLESHER, RONALD 744 W FREY	9/30/1999	4/10/2000	100-WATER	54.37	200-SEWER	67.73	
				300-GARBAG	26.95	500-TAX	2.22	
				650-PENALT	5.67	700-SVC CH	68.19	
								BALANCE 225.13
19-0482-01-0	THOMPSON, JOANN M. 734 W FREY	2/28/2003	10/15/2003	100-WATER	48.33	200-SEWER	49.50	
				300-GARBAG	32.15	400-STORM	9.24	

SEQUENCE: ACCOUNT NUMBER

ALL ACCOUNTS

WRITE OFF DATES: 0/00/0000 THRU 99/99/9999

BALANCES: NON ZERO BALANCES

Item 4.

ACCOUNT NO	NAME	LAST	BAD DEBT					
	SERVICE ADDRESS	BILL	DATE					
				500-TAX	2.65	650-PENALT	5.35	
							BALANCE	147.22
19-0482-10-0	GARY, JAMES RICHARD 734 W FREY	12/30/2004	6/22/2005	100-WATER	145.01	200-SEWER	100.79	
				300-GARBAG	30.42	400-STORM	8.74	
				500-TAX	2.51	650-PENALT	11.13	
							BALANCE	298.60
19-0488-02-0	FRAGOZA, SONIA 722 W FREY	5/30/2001	1/03/2002	100-WATER	76.71	200-SEWER	89.45	
				300-GARBAG	29.06	500-TAX	2.39	
				650-PENALT	10.73	700-SVC CH	36.38	
							BALANCE	244.72
19-0488-05-0	BROWN, WALTER 722 W FREY	1/30/2002	6/20/2002	100-WATER	25.34	200-SEWER	25.78	
				300-GARBAG	17.98	500-TAX	1.48	
				650-PENALT	0.63	700-SVC CH	11.97	
							BALANCE	83.18
19-0490-00-0	SANDOVAL, PAM 704 W FREY	4/30/2003	10/15/2003	100-WATER	15.96	200-SEWER	27.53	
				300-GARBAG	13.22	400-STORM	3.80	
				500-TAX	1.09			
							BALANCE	61.60
19-0496-01-0	EDWARDS, ALFRED 838 N PADDOCK	5/30/2005	10/25/2005	100-WATER	19.13	200-SEWER	14.94	
				300-GARBAG	5.63	400-STORM	1.87	
				500-TAX	0.47			
							BALANCE	42.04
19-0498-00-0	STROMAN, ALTENA 829 N PADDOCK	6/30/2002	10/18/2002	100-WATER	62.94	200-SEWER	94.28	
				300-GARBAG	32.12	500-TAX	2.65	
				650-PENALT	6.76	700-SVC CH	20.00	
							BALANCE	218.75
19-0498-01-0	BREWER, FLOYDENE HUTCHI 829 N PADDOCK	5/30/2003	11/13/2003	100-WATER	63.94	200-SEWER	79.29	
				300-GARBAG	39.55	400-STORM	15.16	
				500-TAX	3.26	650-PENALT	4.87	
							BALANCE	206.07
19-0500-00-0	MARTINEZ, DAVID 819 N PADDOCK	8/30/2012	12/13/2012	100-WATER	216.32	200-SEWER	42.32	
				300-GARBAG	31.22	303-GARBAG	0.70	
				400-STORM	8.80	500-TAX	2.58	
				650-PENALT	25.63			
							BALANCE	327.57
19-0510-00-0	CURTIS, DENNIS 814 N PADDOCK	6/30/2008	10/17/2008	100-WATER	43.90	200-SEWER	97.01	
				300-GARBAG	22.98	303-GARBAG	1.65	
				400-STORM	7.23	500-TAX	1.90	
				650-PENALT	5.70			
							BALANCE	180.37

SEQUENCE: ACCOUNT NUMBER

ALL ACCOUNTS

WRITE OFF DATES: 0/00/0000 THRU 99/99/9999

BALANCES: NON ZERO BALANCES

Item 4.

ACCOUNT NO	NAME	LAST	BAD DEBT				
	SERVICE ADDRESS	BILL	DATE				
19-0511-02-0	DEWEESE, CARA 950 W OAK	2/29/2008	5/22/2008	100-WATER	42.46	200-SEWER	34.11
				300-GARBAG	19.02	303-GARBAG	0.75
				400-STORM	5.98	500-TAX	1.57
				650-PENALT	3.92	700-SVC CH	6.98
						BALANCE	114.79
19-0512-05-0	KAPP, JAMES 952 W OAK	7/30/2010	12/02/2010	100-WATER	19.33	200-SEWER	20.58
				300-GARBAG	7.87	400-STORM	2.34
				500-TAX	0.65		
						BALANCE	50.77
19-0512-07-0	MAN, MONICA LEIGH 952 W OAK	8/30/2012	12/13/2012	100-WATER	23.46	200-SEWER	29.83
				300-GARBAG	19.90	303-GARBAG	0.46
				400-STORM	5.82	500-TAX	1.65
				650-PENALT	3.22		
						BALANCE	84.34
19-0514-02-0	CHAMBERS, QUENTON 962 W OAK	10/30/2009	2/25/2010	100-WATER	50.11	200-SEWER	42.86
				300-GARBAG	20.79	303-GARBAG	0.02
				400-STORM	6.19	500-TAX	1.72
				650-PENALT	5.09		
						BALANCE	126.78
19-0514-09-0	HALLMARK, JENNIFER MARIE 962 W OAK	6/30/2012	8/15/2012	100-WATER	52.97	200-SEWER	48.71
				300-GARBAG	19.10	303-GARBAG	0.58
				400-STORM	5.58	500-TAX	1.58
				650-PENALT	2.86		
						BALANCE	131.38
19-0515-08-0	DELATORRE, JR, TIM LYNN 990 W OAK	2/28/2013	4/12/2013	100-WATER	24.41	200-SEWER	21.70
				300-GARBAG	16.40	303-GARBAG	0.42
				400-STORM	4.79	500-TAX	1.36
				650-PENALT	1.79		
						BALANCE	70.87
19-0515-09-0	THURMAN, JOHNNY 990 W OAK	12/30/2013	7/10/2014	100-WATER	56.11	200-SEWER	51.74
				300-GARBAG	21.73	303-GARBAG	0.57
				400-STORM	6.12	500-TAX	1.80
				650-PENALT	6.82		
						BALANCE	144.89
19-0516-08-0	SANDERS 11, RICKEY CLARK 992 W OAK	5/30/2013	11/15/2013	100-WATER	27.95	200-SEWER	25.89
				300-GARBAG	9.84	303-GARBAG	0.25
				400-STORM	2.77	500-TAX	0.81
						BALANCE	67.51
19-0517-03-0	MANSOOR, HUDA 982 W OAK	5/30/2013	11/15/2013	100-WATER	13.34	200-SEWER	11.34
				300-GARBAG	4.99	303-GARBAG	0.13

SEQUENCE: ACCOUNT NUMBER

ALL ACCOUNTS

WRITE OFF DATES: 0/00/0000 THRU 99/99/9999

BALANCES: NON ZERO BALANCES

Item 4.

ACCOUNT NO	NAME	LAST	BAD DEBT					
	SERVICE ADDRESS	BILL	DATE					
				400-STORM	1.40	500-TAX	0.41	
							BALANCE	31.61
19-0519-04-0	DOMINGUEZ, CHRISTINA LYNN 972 W OAK	4/30/2011	7/26/2011	100-WATER	17.61	200-SEWER	18.89	
				300-GARBAG	10.04	303-GARBAG	0.26	
				400-STORM	2.99	500-TAX	0.83	
				650-PENALT	0.16	701-CONN	20.00	
							BALANCE	70.78
19-0520-04-0	WARE, JEREMY DON 970 W OAK	8/30/2009	9/24/2009	100-WATER	23.04	200-SEWER	19.59	
				300-GARBAG	13.41	303-GARBAG	0.08	
				400-STORM	3.99	500-TAX	1.11	
				650-PENALT	1.39			
							BALANCE	62.61
19-0522-01-0	ACOSTA, EDUARDO 903 W ELM	9/30/2008	10/17/2008	100-WATER	39.53	200-SEWER	35.87	
				300-GARBAG	16.74	303-GARBAG	1.23	
				400-STORM	5.27	500-TAX	1.38	
				650-PENALT	1.96			
							BALANCE	101.98
19-0523-02-0	WENHOLD, MATTHEW LAWRENC 931 W ELM CONTRACT: CTC AMOUNT OWED:	2/28/2010	3/22/2010	100-WATER	21.38	200-SEWER	35.50	
				300-GARBAG	16.45	400-STORM	4.90	
				500-TAX	1.35	650-PENALT	1.58	
		0.00					BALANCE	81.16
19-0524-05-0	SMITH, JESSICA LYNN 933 W ELM	2/28/2010	3/22/2010	100-WATER	21.84	200-SEWER	18.47	
				300-GARBAG	16.45	400-STORM	4.90	
				500-TAX	1.35	650-PENALT	1.33	
							BALANCE	64.34
19-0524-07-0	VANGORDEN, SARAH 933 W ELM	7/30/2012	8/15/2012	100-WATER	44.31	200-SEWER	33.08	
				300-GARBAG	17.91	303-GARBAG	0.44	
				400-STORM	5.24	500-TAX	1.48	
				650-PENALT	2.35			
							BALANCE	104.81
19-0526-01-0	DAVIS, BRYSON 953 W ELM	6/30/2008	7/17/2008	100-WATER	171.74	200-SEWER	80.85	
				300-GARBAG	28.77	303-GARBAG	2.08	
				400-STORM	9.05	500-TAX	2.38	
				650-PENALT	8.70			
							BALANCE	303.57
19-0527-05-0	AGEE, MELODY 951 W ELM	3/30/2012	4/27/2012	100-WATER	22.49	200-SEWER	20.72	
				300-GARBAG	9.31	303-GARBAG	0.29	
				400-STORM	2.73	500-TAX	0.77	
							BALANCE	56.31
***** BOOK TOTALS ***** ACCTS: 232				100-WATER	13,371.19	102-WATER	285.96	
				200-SEWER	9,963.53	300-GARBAG	4,739.58	
				303-GARBAG	51.12	400-STORM	1,032.19	
				500-TAX	390.91	650-PENALT	874.22	

SEQUENCE: ACCOUNT NUMBER

ALL ACCOUNTS

WRITE OFF DATES: 0/00/0000 THRU 99/99/9999

BALANCES: NON ZERO BALANCES

Item 4.

ACCOUNT NO	----- NAME -----	LAST	BAD DEBT	
	----- SERVICE ADDRESS -----	BILL	DATE	
			700-SVC CH	893.88 701-CONN 40.18
			702-DEL CH	90.11 706-TRANSF 45.38
			707-DEL CH	80.00 710-OTF 0.82
				BALANCE 31,859.07

SEQUENCE: ACCOUNT NUMBER

ALL ACCOUNTS

WRITE OFF DATES: 0/00/0000 THRU 99/99/9999

BALANCES: NON ZERO BALANCES

Item 4.

ACCOUNT NO	NAME	LAST	BAD DEBT				
	SERVICE ADDRESS	BILL	DATE				
23-0038-04-0	MORRISON, SCOTT 590 N EVERETT	3/30/2001	10/17/2001	100-WATER	31.67	200-SEWER	36.16
				300-GARBAG	25.98	500-TAX	2.14
				650-PENALT	2.56	700-SVC CH	14.36
							BALANCE 112.87
23-0038-11-0	GILKEY, JASON ROBERT 590 N EVERETT	11/30/2004	4/18/2005	100-WATER	54.04	200-SEWER	43.38
				300-GARBAG	29.95	400-STORM	8.61
				500-TAX	2.47	650-PENALT	3.96
							BALANCE 142.41
23-0038-16-0	JILCO CONSTRUCTION 590 N EVERETT	10/30/2008	3/12/2009	100-WATER	17.28	200-SEWER	13.79
				300-GARBAG	13.97	303-GARBAG	0.96
				400-STORM	4.39	500-TAX	1.15
				650-PENALT	1.09		
							BALANCE 52.63
23-0042-00-0	TYLER, SARA 927 W VANDERBILT	11/30/2007	2/28/2008	100-WATER	71.14	200-SEWER	74.53
				300-GARBAG	30.85	303-GARBAG	0.97
				400-STORM	9.70	500-TAX	2.55
				650-PENALT	11.80	707-DEL CH	20.00
							BALANCE 221.54
23-0044-06-0	COOTS, MICHELLE 936 W VANDERBILT	9/30/2004	10/12/2004	100-WATER	38.55	200-SEWER	30.80
				300-GARBAG	31.45	400-STORM	9.04
				500-TAX	2.60	650-PENALT	3.50
				700-SVC CH	1.01		
							BALANCE 116.95
23-0044-12-0	NEWTON, JEFFREY 936 W VANDERBILT	3/30/2009	7/24/2009	100-WATER	9.08	200-SEWER	7.65
				300-GARBAG	7.88	400-STORM	2.48
				500-TAX	0.65		
							BALANCE 27.74
23-0048-08-0	GEORGE, LEAH ANN 957 W VANDERBILT	4/30/2004	7/08/2004	100-WATER	18.15	200-SEWER	17.89
				300-GARBAG	7.20	400-STORM	2.07
				500-TAX	0.59		
							BALANCE 45.90
23-0048-19-0	VELASQUEZ, FATIMI 957 W VANDERBILT	7/30/2014	9/12/2014	100-WATER	5.82	200-SEWER	5.03
				300-GARBAG	10.59	303-GARBAG	0.27
				400-STORM	2.80	500-TAX	0.88
							BALANCE 25.39
23-0072-07-0	MACKEY, CHASON BRETT 1052 W JONES	4/30/2010	5/25/2010	100-WATER	14.85	200-SEWER	10.76
				300-GARBAG	6.37	400-STORM	1.90
				500-TAX	0.53		
							BALANCE 34.41
23-0082-00-0	OVERBEY, W B 1093 W JONES	7/30/1999	9/23/1999	100-WATER	55.45	200-SEWER	94.55
				300-GARBAG	32.87	500-TAX	2.71

SEQUENCE: ACCOUNT NUMBER

ALL ACCOUNTS

WRITE OFF DATES: 0/00/0000 THRU 99/99/9999

BALANCES: NON ZERO BALANCES

Item 4.

ACCOUNT NO	NAME	LAST	BAD DEBT					
	SERVICE ADDRESS	BILL	DATE					
				650-PENALT	12.20	700-SVC CH	20.00	
							BALANCE	217.78
23-0082-02-0	JAMES, LESLIE 1093 W JONES	12/30/2002	6/13/2003	100-WATER	61.37	200-SEWER	64.46	
				300-GARBAG	29.69	400-STORM	8.53	
				500-TAX	2.45	650-PENALT	9.17	
							BALANCE	175.67
23-0082-03-0	SCOTT, PAMELA K 1093 W JONES	7/30/2003	1/16/2004	100-WATER	93.83	200-SEWER	94.93	
				300-GARBAG	29.80	400-STORM	8.56	
				500-TAX	2.45	650-PENALT	8.33	
							BALANCE	237.90
23-0082-04-0	MILLER, CHRISTINA 1093 W JONES	2/29/2004	5/28/2004	100-WATER	57.09	200-SEWER	55.57	
				300-GARBAG	30.83	400-STORM	8.86	
				500-TAX	2.54	650-PENALT	6.07	
				700-SVC CH	18.56			
							BALANCE	179.52
23-0082-08-0	CRAIG, RICHARD ALLEN 1093 W JONES	1/30/2005	7/15/2005	100-WATER	41.83	200-SEWER	43.32	
				300-GARBAG	21.27	400-STORM	6.11	
				500-TAX	1.75	650-PENALT	4.44	
				700-SVC CH	32.36			
							BALANCE	151.08
23-0088-00-0	HILL, MISTY LEIGH 1134 W JONES	11/30/2006	2/13/2007	100-WATER	38.54	200-SEWER	25.45	
				300-GARBAG	9.93	303-GARBAG	0.22	
				400-STORM	3.20	500-TAX	0.82	
							BALANCE	78.16
23-0090-09-0	ESCOBEDO, PAULA 1140 W JONES	2/28/2013	5/29/2013	100-WATER	45.86	200-SEWER	42.17	
				300-GARBAG	20.07	303-GARBAG	0.52	
				400-STORM	7.54	500-TAX	1.66	
				650-PENALT	2.99			
							BALANCE	120.81
23-0092-03-0	PREW, STACI LEE 1138 W JONES	11/30/2007	1/28/2008	100-WATER	14.07	200-SEWER	14.53	
				300-GARBAG	7.00	303-GARBAG	0.23	
				400-STORM	2.20	500-TAX	0.58	
							BALANCE	38.61
23-0096-03-0	CROWSON, NOEL 1150 B W JONES	2/28/2001	10/17/2001	100-WATER	37.20	200-SEWER	42.62	
				300-GARBAG	30.01	500-TAX	2.48	
				650-PENALT	6.97	700-SVC CH	15.13	
							BALANCE	134.41
23-0098-04-0	GILES, BETH 1150 A W JONES	7/30/2000	2/09/2001	100-WATER	10.75	200-SEWER	11.70	
				300-GARBAG	10.47	500-TAX	0.86	
							BALANCE	33.78

SEQUENCE: ACCOUNT NUMBER

ALL ACCOUNTS

WRITE OFF DATES: 0/00/0000 THRU 99/99/9999

BALANCES: NON ZERO BALANCES

Item 4.

ACCOUNT NO	NAME	LAST	BAD DEBT				
	SERVICE ADDRESS	BILL	DATE				
23-0102-00-0	EASON, LILLIE JACKSON	12/30/2002	6/13/2003	100-WATER	78.57	200-SEWER	69.53
	1155 W JONES			300-GARBAG	26.49	400-STORM	10.15
				500-TAX	2.18	650-PENALT	6.84
				700-SVC CH	88.54		
							BALANCE 282.30
23-0104-02-0	GATES, JUDI	11/30/2007	1/28/2008	100-WATER	25.15	200-SEWER	58.21
	1143 W JONES			300-GARBAG	14.71	303-GARBAG	0.47
				400-STORM	4.63	500-TAX	1.22
							BALANCE 104.39
23-0106-04-0	REZ, LOU A.	6/30/2001	2/08/2002	100-WATER	108.20	200-SEWER	140.76
	1125 W JONES			300-GARBAG	36.13	500-TAX	2.97
				650-PENALT	16.69	700-SVC CH	20.41
							BALANCE 325.16
23-0106-05-0	EMERSON, MARSHALL	2/28/2002	6/20/2002	100-WATER	53.08	200-SEWER	55.88
	1125 W JONES			300-GARBAG	24.85	500-TAX	2.05
				650-PENALT	4.03	700-SVC CH	15.68
							BALANCE 155.57
23-0106-08-0	MCCALLISTER, DIANNA LYNN	10/30/2003	1/16/2004	100-WATER	532.46	200-SEWER	78.31
	1125 W JONES			300-GARBAG	30.33	400-STORM	8.72
				500-TAX	2.50	650-PENALT	54.11
							BALANCE 706.43
23-0118-00-0	BAGNALL, CRESTA HALL	3/30/2001	10/17/2001	100-WATER	36.08	200-SEWER	40.22
	790 N OLLIE			300-GARBAG	23.57	500-TAX	1.94
				650-PENALT	2.76	700-SVC CH	20.00
							BALANCE 124.57
23-0118-04-0	JUNEAU, LINDA LYNNETTE	4/30/2007	8/29/2007	100-WATER	75.62	200-SEWER	64.72
	790 N OLLIE			300-GARBAG	27.36	303-GARBAG	0.36
				400-STORM	8.60	500-TAX	2.26
				650-PENALT	5.82		
							BALANCE 184.74
23-0120-04-1	MAY, ANDREW TRAVIS	5/30/2007	8/14/2013	100-WATER	28.17	200-SEWER	21.90
	789 N OLLIE			300-GARBAG	9.84	303-GARBAG	0.20
				400-STORM	3.09	500-TAX	0.81
				650-PENALT	2.16		
							BALANCE 66.17
23-0124-07-0	GARCIA, JOSE H	3/30/2010	6/21/2010	100-WATER	36.59	200-SEWER	47.62
	1047 W SHIRLEY			300-GARBAG	19.79	400-STORM	5.89
				500-TAX	1.63		
							BALANCE 111.52
23-0128-07-0	LEE, SHANTELE LARK	4/30/2006	6/15/2006	100-WATER	29.95	200-SEWER	30.05
	1065 W SHIRLEY			300-GARBAG	15.60	303-GARBAG	0.26

SEQUENCE: ACCOUNT NUMBER

ALL ACCOUNTS

WRITE OFF DATES: 0/00/0000 THRU 99/99/9999

BALANCES: NON ZERO BALANCES

Item 4.

ACCOUNT NO	NAME	LAST	BAD DEBT					
	SERVICE ADDRESS	BILL	DATE					
				400-STORM	5.02	500-TAX	1.28	
							BALANCE	82.16
23-0130-01-0	DANIEL, GREG 1075 W SHIRLEY	7/30/2003	1/16/2004	100-WATER	82.16	200-SEWER	98.56	
				300-GARBAG	35.45	400-STORM	10.19	
				500-TAX	2.92	650-PENALT	14.62	
							BALANCE	243.90
23-0132-02-0	WILL, JOHN 1081 W SHIRLEY	5/30/2000	1/09/2001	100-WATER	22.93	200-SEWER	34.83	
				300-GARBAG	18.21	500-TAX	1.50	
				650-PENALT	2.76			
							BALANCE	80.23
23-0132-03-0	HAMILTON, AMANDA 1081 W SHIRLEY	12/30/2000	1/09/2001	100-WATER	29.16	200-SEWER	32.22	
				300-GARBAG	27.09	500-TAX	2.23	
				650-PENALT	5.40	700-SVC CH	14.28	
							BALANCE	110.38
23-0132-13-0	JANSEN, GAIL 1081 W SHIRLEY	4/30/2011	7/26/2011	100-WATER	32.15	200-SEWER	45.76	
				300-GARBAG	19.55	303-GARBAG	0.41	
				400-STORM	5.74	500-TAX	1.62	
				650-PENALT	2.60			
							BALANCE	107.83
23-0142-01-0	JOHNSON, MICHAEL R. 844 N OLLIE	12/30/2000	7/06/2001	100-WATER	18.12	200-SEWER	18.54	
				300-GARBAG	21.33	500-TAX	1.76	
				650-PENALT	1.70	700-SVC CH	12.43	
							BALANCE	73.88
23-0142-02-0	WARREN, CHAD 844 N OLLIE	5/30/2001	1/03/2002	100-WATER	65.78	200-SEWER	70.42	
				300-GARBAG	19.99	500-TAX	1.64	
				650-PENALT	2.32	700-SVC CH	15.48	
							BALANCE	175.63
23-0148-04-0	GRAHAM, JUSTIN 864 N OLLIE	1/30/2014	7/10/2014	100-WATER	73.00	200-SEWER	57.74	
				300-GARBAG	31.95	303-GARBAG	0.77	
				400-STORM	9.00	500-TAX	2.64	
				650-PENALT	6.33			
							BALANCE	181.43
23-0158-03-0	BLACKBURN, HAROLYN 1064 W FREY	1/30/2005	7/15/2005	100-WATER	33.43	200-SEWER	26.71	
				300-GARBAG	29.28	400-STORM	8.42	
				500-TAX	2.41	650-PENALT	3.26	
							BALANCE	103.51
23-0166-10-0	ROMERO, SHIRLEY ANN 930 N OLLIE	9/30/2012	12/13/2012	100-WATER	19.21	200-SEWER	17.85	
				300-GARBAG	5.62	303-GARBAG	0.13	
				400-STORM	1.58	500-TAX	0.46	
							BALANCE	44.85

SEQUENCE: ACCOUNT NUMBER

ALL ACCOUNTS

WRITE OFF DATES: 0/00/0000 THRU 99/99/9999

BALANCES: NON ZERO BALANCES

Item 4.

ACCOUNT NO	NAME	LAST	BAD DEBT					
	SERVICE ADDRESS	BILL	DATE					
23-0168-01-0	MOORE, AARON 940 N OLLIE	6/30/2000	12/12/2000	100-WATER	17.70	200-SEWER	31.72	
				300-GARBAG	10.73	500-TAX	0.88	
							BALANCE	61.03
23-0174-00-0	ROGERS, RUBY 1111 W PECAN	4/30/2000	11/09/2000	100-WATER	9.38	200-SEWER	11.35	
				300-GARBAG	6.19	500-TAX	0.51	
							BALANCE	27.43
23-0174-01-0	MORRIS, LARRY 1111 W PECAN	6/30/1999	1/11/2000	100-WATER	14.27	200-SEWER	16.10	
				300-GARBAG	12.32	500-TAX	1.02	
							BALANCE	43.71
23-0174-02-0	MCCORMICK, JOHNNY RAY 1111 W PECAN	9/30/2000	5/25/2001	100-WATER	49.61	200-SEWER	46.07	
				300-GARBAG	21.21	500-TAX	1.75	
				700-SVC CH	5.22			
							BALANCE	123.86
23-0180-11-0	WALLS, CARRIE 1115 W PECAN	2/28/2007	5/18/2007	100-WATER	24.06	200-SEWER	19.27	
				300-GARBAG	14.63	303-GARBAG	0.10	
				400-STORM	4.63	500-TAX	1.21	
				650-PENALT	1.10			
							BALANCE	65.00
23-0182-00-0	SATTERWHITE, KEVIN 1021 N NEBLETT	10/30/2007	1/28/2008	100-WATER	126.17	200-SEWER	87.07	
				300-GARBAG	25.99	303-GARBAG	0.75	
				400-STORM	8.17	500-TAX	2.15	
				650-PENALT	9.39	707-DEL CH	20.00	
							BALANCE	279.69
23-0186-04-0	MENDOZA, GUALBERTO 975 N NEBLETT	1/30/2001	8/24/2001	100-WATER	12.05	200-SEWER	13.98	
				300-GARBAG	9.14	500-TAX	0.75	
							BALANCE	35.92
23-0186-06-0	BORJON, BRENDA 975 N NEBLETT	9/30/2002	4/17/2003	100-WATER	19.24	200-SEWER	20.13	
				300-GARBAG	9.97	400-STORM	1.45	
				500-TAX	0.83			
							BALANCE	51.62
23-0186-09-0	HARDIN, MISTY LEA 975 N NEBLETT	8/30/2004	2/07/2005	100-WATER	72.39	200-SEWER	63.23	
				300-GARBAG	28.46	400-STORM	8.18	
				500-TAX	2.35	650-PENALT	6.30	
							BALANCE	180.91
23-0186-18-0	NORRIS, HEATH ERIN 975 N NEBLETT	8/30/2011	10/24/2011	100-WATER	25.43	200-SEWER	23.50	
				300-GARBAG	5.79	303-GARBAG	0.16	
				400-STORM	1.69	500-TAX	0.48	
							BALANCE	57.05
23-0188-02-0	GRISHAM, ERICA 965 N NEBLETT	10/30/2004	4/18/2005	100-WATER	47.20	200-SEWER	26.02	
				300-GARBAG	24.47	400-STORM	7.03	

SEQUENCE: ACCOUNT NUMBER

ALL ACCOUNTS

WRITE OFF DATES: 0/00/0000 THRU 99/99/9999

BALANCES: NON ZERO BALANCES

Item 4.

ACCOUNT NO	NAME	LAST	BAD DEBT				
	SERVICE ADDRESS	BILL	DATE				
				500-TAX	2.02	650-PENALT	2.15
							BALANCE 108.89
23-0188-14-1	ROJAS, SILVIA 965 N NEBLETT	10/30/2011	2/21/2012	100-WATER	43.35	200-SEWER	41.39
				300-GARBAG	18.66	303-GARBAG	0.49
				400-STORM	5.46	500-TAX	1.54
				650-PENALT	2.07		
							BALANCE 112.96
23-0190-01-0	AGEE, PAULA 955 N NEBLETT	9/30/2003	4/15/2004	100-WATER	57.69	200-SEWER	57.42
				300-GARBAG	34.32	400-STORM	8.15
				500-TAX	2.83	650-PENALT	9.42
				700-SVC CH	2.84	701-CONN	2.84
							BALANCE 175.51
23-0190-03-0	PARKER, KASEY RENEE 955 N NEBLETT	1/30/2005	3/24/2006	100-WATER	80.31	200-SEWER	48.69
				300-GARBAG	26.73	400-STORM	8.79
				500-TAX	2.20	650-PENALT	5.32
							BALANCE 172.04
23-0194-01-0	KEMP, SIMS 970 N NEBLETT	4/30/2007	8/29/2007	100-WATER	43.46	200-SEWER	58.63
				300-GARBAG	27.99	303-GARBAG	0.36
				400-STORM	8.80	500-TAX	2.31
				650-PENALT	5.85		
							BALANCE 147.40
23-0196-02-0	HINES, ELIZABETH 980 N NEBLETT	11/30/2006	2/13/2007	100-WATER	60.31	200-SEWER	88.45
				300-GARBAG	25.33	303-GARBAG	0.70
				400-STORM	8.15	500-TAX	2.09
				650-PENALT	5.26	700-SVC CH	18.85
				701-CONN	18.85		
							BALANCE 227.99
23-0198-02-0	MOSES, AMBER 990 N NEBLETT	8/30/2006	12/27/2006	100-WATER	31.60	200-SEWER	27.85
				300-GARBAG	12.94	303-GARBAG	0.40
				400-STORM	4.17	500-TAX	1.07
							BALANCE 78.03
23-0202-03-1	PINSON, MICHAEL K. 1250 W PECAN	9/30/2003	2/07/2005	100-WATER	262.65	200-SEWER	94.26
				300-GARBAG	25.95	400-STORM	7.46
				500-TAX	2.13	650-PENALT	7.95
							BALANCE 400.40
23-0202-05-0	WILSON, CASEY 1250 W PECAN	5/30/2004	8/20/2004	100-WATER	93.19	200-SEWER	87.67
				300-GARBAG	35.94	400-STORM	10.33
				500-TAX	2.96	650-PENALT	15.38
				706-TRANSF	13.11		
							BALANCE 258.58
23-0206-03-1	MERRILL, MARK ALLEN 1010 N NEBLETT	8/30/2009	1/14/2010	100-WATER	10.56	200-SEWER	9.33
				300-GARBAG	7.13	303-GARBAG	0.05

SEQUENCE: ACCOUNT NUMBER

ALL ACCOUNTS

WRITE OFF DATES: 0/00/0000 THRU 99/99/9999

BALANCES: NON ZERO BALANCES

Item 4.

ACCOUNT NO	NAME	LAST	BAD DEBT					
	SERVICE ADDRESS	BILL	DATE					
				400-STORM	2.12	500-TAX	0.59	
				650-PENALT	0.59			
							BALANCE	30.37
23-0208-02-0	HARRIS, AMANDA	9/30/2001	4/22/2002	100-WATER	65.35	200-SEWER	46.60	
	1020 N NEBLETT			300-GARBAG	20.86	500-TAX	1.72	
				650-PENALT	5.20			
							BALANCE	139.73
23-0210-02-0	JORDAN, KATHRYN	5/30/2009	9/23/2009	100-WATER	14.54	200-SEWER	17.77	
	1031 N NEBLETT			300-GARBAG	12.20	400-STORM	3.66	
				500-TAX	1.00	650-PENALT	0.55	
							BALANCE	49.72
23-0218-00-0	ZERBE, GARY OR PHYLLIS	7/30/2001	4/22/2002	100-WATER	69.52	200-SEWER	60.31	
	1055 N NEBLETT			300-GARBAG	21.57	500-TAX	1.78	
							BALANCE	153.18
23-0224-09-0	HARTIN, SETH ALLEN	12/30/2009	3/22/2010	100-WATER	25.55	200-SEWER	21.72	
	1150 W ELM			300-GARBAG	15.03	400-STORM	4.47	
				500-TAX	1.24	650-PENALT	1.06	
							BALANCE	69.07
23-0224-13-0	SALAS, JASMIN	9/30/2012	10/23/2012	100-WATER	13.01	200-SEWER	11.83	
	1150 W ELM			300-GARBAG	9.13	303-GARBAG	0.21	
				400-STORM	2.57	500-TAX	0.75	
							BALANCE	37.50
23-0236-04-0	POSTON, JASON CHRISTOPH	8/30/2010	1/14/2011	100-WATER	37.00	200-SEWER	55.84	
	1131 N NEBLETT			300-GARBAG	20.16	400-STORM	6.00	
				500-TAX	1.66			
							BALANCE	120.66
23-0240-00-0	MOSS, JAMMIE	8/30/2007	1/04/2008	100-WATER	55.66	200-SEWER	51.99	
	1151 N NEBLETT			300-GARBAG	26.65	303-GARBAG	0.65	
				400-STORM	8.38	500-TAX	2.20	
				650-PENALT	5.23			
							BALANCE	150.76
23-0264-03-0	LANDES, BRADLEY	10/30/2004	12/02/2004	100-WATER	45.39	200-SEWER	36.37	
	1251 N NEBLETT			300-GARBAG	30.07	400-STORM	8.64	
				500-TAX	2.48	650-PENALT	3.93	
							BALANCE	126.88
23-0268-00-0	CRAIG, MELISSA	8/30/2005	9/29/2005	100-WATER	119.14	200-SEWER	98.77	
	1260 N NEBLETT			300-GARBAG	24.28	400-STORM	8.09	
				500-TAX	1.99	650-PENALT	8.89	
							BALANCE	261.16
23-0272-01-0	WOLFF, BRANDI	12/30/2000	1/09/2001	100-WATER	40.64	200-SEWER	45.92	
	1250 LINGLEVILLE RD			300-GARBAG	34.73	500-TAX	2.86	

SEQUENCE: ACCOUNT NUMBER

ALL ACCOUNTS

WRITE OFF DATES: 0/00/0000 THRU 99/99/9999

BALANCES: NON ZERO BALANCES

Item 4.

ACCOUNT NO	NAME	LAST	BAD DEBT					
	SERVICE ADDRESS	BILL	DATE					
				650-PENALT	8.50	700-SVC CH	32.39	
							BALANCE	165.04
23-0276-03-0	WIGINTON, STACY 1285 N ISLA	6/30/2001	2/08/2002	100-WATER	50.36	200-SEWER	53.39	
				300-GARBAG	23.02	500-TAX	1.90	
				650-PENALT	4.26			
							BALANCE	132.93
23-0276-04-1	SHERROD, ALICE 1285 N ISLA	8/30/2002	1/31/2006	100-WATER	21.54	200-SEWER	19.07	
				300-GARBAG	10.76	500-TAX	0.89	
				650-PENALT	1.74			
							BALANCE	54.00
23-0282-01-0	WILSON, TARA GAIL 1270 N ISLA	1/30/2009	3/12/2009	100-WATER	18.58	200-SEWER	15.67	
				300-GARBAG	14.44	303-GARBAG	0.11	
				400-STORM	4.54	500-TAX	1.19	
				650-PENALT	0.80			
							BALANCE	55.33
23-0286-01-0	ODOM, JAMES 1265 N ISLA	7/30/2010	8/09/2010	100-WATER	32.24	200-SEWER	28.18	
				300-GARBAG	18.86	400-STORM	5.61	
				500-TAX	1.55	650-PENALT	1.75	
							BALANCE	88.19
23-0310-00-0	HOLLAND, J D 1175 N ISLA	3/30/2012	6/20/2012	100-WATER	23.73	200-SEWER	25.14	
				300-GARBAG	16.97	303-GARBAG	0.44	
				400-STORM	4.78	500-TAX	1.40	
							BALANCE	72.46
23-0326-00-0	SANCHEZ, JUAN 1115 N ISLA	11/30/2003	5/28/2004	100-WATER	52.28	200-SEWER	56.00	
				300-GARBAG	32.00	400-STORM	9.19	
				500-TAX	2.64	650-PENALT	5.67	
				700-SVC CH	2.30	701-CONN	2.30	
							BALANCE	162.38
23-0336-01-0	MARTIN, DEREK JAIE 1089 N ISLA	2/28/2003	10/15/2003	100-WATER	78.33	200-SEWER	83.00	
				300-GARBAG	32.80	400-STORM	9.43	
				500-TAX	2.70	650-PENALT	8.11	
							BALANCE	214.37
23-0336-02-0	STRONG, JOSHUA 1089 N ISLA	12/30/2003	5/28/2004	100-WATER	32.63	200-SEWER	30.87	
				300-GARBAG	28.77	400-STORM	8.27	
				500-TAX	2.37	650-PENALT	6.39	
							BALANCE	109.30
23-0344-00-0	MITCHELL, DUDLEY 1069 N ISLA **... 09-11-01	11/30/2001	4/22/2002	100-WATER	28.67	200-SEWER	50.08	
				300-GARBAG	22.68	500-TAX	1.87	
				650-PENALT	1.35	700-SVC CH	20.78	
							BALANCE	125.43

SEQUENCE: ACCOUNT NUMBER

ALL ACCOUNTS

WRITE OFF DATES: 0/00/0000 THRU 99/99/9999

BALANCES: NON ZERO BALANCES

Item 4.

ACCOUNT NO	NAME	LAST	BAD DEBT				
	SERVICE ADDRESS	BILL	DATE				
23-0348-01-0	KURKO, PAUL 1049 N ISLA	2/28/2003	10/15/2003	100-WATER	44.02	200-SEWER	45.80
				300-GARBAG	24.41	400-STORM	7.02
				500-TAX	2.01	650-PENALT	3.84
							BALANCE 127.10
23-0348-02-0	KURKO, PAULA 1049 N ISLA	3/30/2005	8/29/2005	100-WATER	61.29	200-SEWER	47.44
				300-GARBAG	17.45	400-STORM	5.81
				500-TAX	1.44	650-PENALT	4.36
							BALANCE 137.79
23-0350-05-0	WASON, SARAH CATHERINE 1030 N ISLA	8/30/2009	9/24/2009	100-WATER	11.43	200-SEWER	9.62
				300-GARBAG	10.48	303-GARBAG	0.04
				400-STORM	3.12	500-TAX	0.86
							BALANCE 35.55
23-0362-00-0	RODRIQUEZ, LINDA 1380 W PECAN	10/30/2002	4/17/2003	100-WATER	61.49	200-SEWER	42.40
				300-GARBAG	16.16	400-STORM	4.44
				500-TAX	1.34	650-PENALT	0.63
							BALANCE 126.46
23-0362-02-0	SANJORGE, SILVANA 1380 W PECAN	7/30/2006	11/07/2006	100-WATER	35.87	200-SEWER	32.09
				300-GARBAG	11.03	303-GARBAG	0.30
				400-STORM	3.55	500-TAX	0.91
							BALANCE 83.75
23-0362-03-0	GARZA, MICHELLE 1380 W PECAN	11/30/2006	12/27/2006	100-WATER	42.95	200-SEWER	52.53
				300-GARBAG	14.93	303-GARBAG	0.37
				400-STORM	4.80	500-TAX	1.24
				650-PENALT	3.33		
							BALANCE 120.15
23-0364-04-0	TAYLOR, MICHAEL 1010 N CHAMBERLIN	2/28/2001	10/17/2001	100-WATER	320.08	200-SEWER	85.66
				300-GARBAG	32.16	500-TAX	2.65
				650-PENALT	29.97	700-SVC CH	18.27
							BALANCE 488.79
23-0364-09-0	WEBB, CECE ANN 1010 N CHAMBERLIN	7/30/2005	11/23/2005	100-WATER	75.45	200-SEWER	95.73
				300-GARBAG	26.67	400-STORM	8.89
				500-TAX	2.19	650-PENALT	6.65
							BALANCE 215.58
23-0374-01-0	BOREN, KENNETH 1431 W ASH	5/30/2000	1/09/2001	100-WATER	8.11	200-SEWER	9.01
				300-GARBAG	7.37	500-TAX	0.61
							BALANCE 25.10
23-0374-02-0	STEINHAUER, TODD 1431 W ASH	7/30/2003	1/16/2004	100-WATER	37.59	200-SEWER	33.23
				300-GARBAG	30.97	400-STORM	5.93
				500-TAX	2.55	650-PENALT	3.54

SEQUENCE: ACCOUNT NUMBER

ALL ACCOUNTS

WRITE OFF DATES: 0/00/0000 THRU 99/99/9999

BALANCES: NON ZERO BALANCES

Item 4.

ACCOUNT NO	NAME	LAST	BAD DEBT					
	SERVICE ADDRESS	BILL	DATE					
				707-DEL CH	20.00			BALANCE 133.81
23-0374-05-0	BARNES, TRAVIS JAMES 1431 W ASH	2/28/2011	5/25/2011	100-WATER	76.14	200-SEWER	54.17	
				300-GARBAG	12.13	303-GARBAG	0.09	
				400-STORM	2.40	500-TAX	1.00	
								BALANCE 145.93
23-0376-01-0	NELSON, MICHELLE 1421 W ASH	1/30/2001	8/24/2001	100-WATER	8.84	200-SEWER	9.97	
				300-GARBAG	7.67	500-TAX	0.63	
								BALANCE 27.11
23-0376-02-0	SHIPLETT, JASON 1421 W ASH	7/30/2001	4/22/2002	100-WATER	47.76	200-SEWER	48.90	
				300-GARBAG	30.79	500-TAX	2.54	
				650-PENALT	8.31	700-SVC CH	15.67	
								BALANCE 153.97
23-0382-01-0	STEPHENS, JO 1120 N CHAMBERLIN	10/30/2004	4/18/2005	100-WATER	68.98	200-SEWER	55.45	
				300-GARBAG	30.76	400-STORM	8.84	
				500-TAX	2.53	650-PENALT	7.09	
								BALANCE 173.65
23-0382-12-0	TURLEY, DEBORAH 1120 N CHAMBERLIN	3/30/2010	6/21/2010	100-WATER	17.11	200-SEWER	18.29	
				300-GARBAG	11.00	400-STORM	3.27	
				500-TAX	0.91	650-PENALT	0.80	
								BALANCE 51.38
23-0382-15-0	BLANKENSHIP, BARRETT 1120 N CHAMBERLIN	6/30/2012	9/24/2012	100-WATER	30.42	200-SEWER	27.30	
				300-GARBAG	21.30	303-GARBAG	0.63	
				400-STORM	6.00	500-TAX	1.76	
								BALANCE 87.41
23-0392-01-0	FEATHERSTON, GARY 1210 N CHAMBERLIN	8/30/2003	1/16/2004	100-WATER	81.15	200-SEWER	72.22	
				300-GARBAG	36.04	400-STORM	10.36	
				500-TAX	2.97	650-PENALT	13.23	
								BALANCE 215.97
23-0392-03-0	DAY, MICHAEL 1210 N CHAMBERLIN	3/30/2006	5/15/2006	100-WATER	50.98	200-SEWER	38.45	
				300-GARBAG	26.49	303-GARBAG	0.27	
				400-STORM	8.53	500-TAX	2.19	
				650-PENALT	3.82			
								BALANCE 130.73
23-0395-04-0	BRADLEY, CASSIUS 1451 W PARK	5/30/2011	8/25/2011	100-WATER	84.97	200-SEWER	79.52	
				300-GARBAG	22.50	303-GARBAG	0.62	
				400-STORM	6.70	500-TAX	1.86	
				650-PENALT	5.47	706-TRANSF	12.31	
								BALANCE 213.95
23-0395-05-0	PETERS, DOUGLAS DAVID 1451 W PARK	4/30/2012	8/15/2012	100-WATER	38.64	200-SEWER	36.37	
				300-GARBAG	18.69	303-GARBAG	0.59	

SEQUENCE: ACCOUNT NUMBER

ALL ACCOUNTS

WRITE OFF DATES: 0/00/0000 THRU 99/99/9999

BALANCES: NON ZERO BALANCES

Item 4.

ACCOUNT NO	NAME	LAST	BAD DEBT				
	SERVICE ADDRESS	BILL	DATE				
				400-STORM	5.46	500-TAX	1.55
				650-PENALT	2.08		
						BALANCE	103.38
23-0398-00-0	FERRELL, J E 1330 N CHAMBERLIN	12/30/2002	6/13/2003	100-WATER	51.94	200-SEWER	87.87
				300-GARBAG	36.89	400-STORM	10.60
				500-TAX	3.04	650-PENALT	11.26
				707-DEL CH	20.00		
						BALANCE	221.60
23-0402-00-0	JONES, NICOLE 1430 LINGLEVILLE RD	10/30/1999	5/10/2000	100-WATER	50.95	200-SEWER	69.93
				300-GARBAG	23.03	500-TAX	1.89
				650-PENALT	4.92		
						BALANCE	150.72
23-0404-04-0	RODRIGEZ, LISA 1450 LINGLEVILLE RD	7/30/2003	1/16/2004	100-WATER	12.75	200-SEWER	39.38
				300-GARBAG	13.78	400-STORM	3.96
				500-TAX	1.14		
						BALANCE	71.01
23-0404-08-0	HAMILTON, GEORGINIA LEE 1450 LINGLEVILLE RD	7/30/2007	10/12/2007	100-WATER	23.18	200-SEWER	21.56
				300-GARBAG	10.65	303-GARBAG	0.23
				400-STORM	3.35	500-TAX	0.88
						BALANCE	59.85
23-0404-09-0	KOSKI, CLARE 1450 LINGLEVILLE RD	6/30/2008	10/17/2008	100-WATER	15.35	200-SEWER	19.70
				300-GARBAG	12.71	303-GARBAG	1.00
				400-STORM	4.00	500-TAX	1.05
				650-PENALT	0.50		
						BALANCE	54.31
23-0416-03-0	ONEAL, GAY LYNN 1383 N LILLIAN	3/30/2009	7/24/2009	100-WATER	103.70	200-SEWER	40.45
				300-GARBAG	14.49	400-STORM	3.04
				500-TAX	1.20		
						BALANCE	162.88
23-0422-01-0	ANDRESON, MARTI 1335 N LILLIAN	7/30/2002	2/24/2004	100-WATER	49.88	200-SEWER	47.72
				300-GARBAG	14.67	500-TAX	1.22
				650-PENALT	5.25		
						BALANCE	118.74
23-0425-01-0	REGALADO, JOHN 1461 W PARK	8/30/2010	9/02/2010	100-WATER	68.70	200-SEWER	40.21
				300-GARBAG	20.60	400-STORM	6.13
				500-TAX	1.70	650-PENALT	2.56
						BALANCE	139.90
23-0430-04-0	BIGGERS, WILLIAM AUSTEN 1310 N LILLIAN	5/30/2011	6/23/2011	100-WATER	17.43	200-SEWER	47.05
				300-GARBAG	15.68	303-GARBAG	0.47
				400-STORM	4.59	500-TAX	1.30

SEQUENCE: ACCOUNT NUMBER

ALL ACCOUNTS

WRITE OFF DATES: 0/00/0000 THRU 99/99/9999

BALANCES: NON ZERO BALANCES

Item 4.

ACCOUNT NO	NAME	LAST BILL	BAD DEBT DATE					
				650-PENALT	1.05			BALANCE 87.57
23-0450-00-0	SCARLETT, JAMES 1170 N LILLIAN	1/30/2004	4/15/2004	100-WATER	27.26	200-SEWER	25.30	
				300-GARBAG	30.12	400-STORM	8.65	
				500-TAX	2.48	700-SVC CH	50.00	
								BALANCE 143.81
23-0452-00-0	JONES, FRANK W 1490 W PARK	8/30/2003	2/24/2004	100-WATER	30.63	200-SEWER	26.40	
				300-GARBAG	11.80	400-STORM	3.39	
				500-TAX	0.97	650-PENALT	0.94	
								BALANCE 74.13
23-0456-00-0	COX, MIKE 1155 N LILLIAN	10/30/2003	4/15/2004	100-WATER	285.02	200-SEWER	75.78	
				300-GARBAG	33.13	400-STORM	9.52	
				500-TAX	2.73	650-PENALT	28.52	
				702-DEL CH	20.00			
								BALANCE 454.70
23-0462-07-0	TEAGUE, TONY 1151 N LILLIAN	7/30/2005	8/29/2005	100-WATER	29.64	200-SEWER	34.89	
				300-GARBAG	10.39	400-STORM	3.47	
				500-TAX	0.85			
								BALANCE 79.24
23-0468-03-0	RODRIGUEZ, PAT 1141 N LILLIAN	10/30/2001	4/22/2002	100-WATER	54.90	200-SEWER	80.25	
				300-GARBAG	29.55	500-TAX	2.43	
				650-PENALT	9.86	700-SVC CH	33.06	
								BALANCE 210.05
23-0476-02-0	EVANS, CHERYL 1100 N LILLIAN	9/30/2006	12/27/2006	100-WATER	40.68	200-SEWER	39.98	
				300-GARBAG	19.61	303-GARBAG	0.62	
				400-STORM	6.31	500-TAX	1.62	
				650-PENALT	3.37			
								BALANCE 112.19
23-0482-03-0	WATSON, ANDREW 1095 N LILLIAN	1/30/2000	4/10/2000	100-WATER	44.19	200-SEWER	45.75	
				300-GARBAG	21.38	500-TAX	1.76	
				650-PENALT	6.49	700-SVC CH	15.71	
								BALANCE 135.28
23-0484-05-0	CHAMBERS, JUSTIN 1085 N LILLIAN	6/30/2009	7/24/2009	100-WATER	185.29	200-SEWER	88.70	
				300-GARBAG	25.01	303-GARBAG	0.03	
				400-STORM	7.44	500-TAX	2.06	
				650-PENALT	18.91			
								BALANCE 327.44
23-0486-03-0	MCCOWN, BRIANNA ELISE 1075 N LILLIAN	5/30/2005	10/25/2005	100-WATER	69.95	200-SEWER	56.35	
				300-GARBAG	20.28	400-STORM	9.01	
				500-TAX	1.67	650-PENALT	7.55	

SEQUENCE: ACCOUNT NUMBER

ALL ACCOUNTS

WRITE OFF DATES: 0/00/0000 THRU 99/99/9999

BALANCES: NON ZERO BALANCES

Item 4.

ACCOUNT NO	NAME	LAST	BAD DEBT					BALANCE
	SERVICE ADDRESS	BILL	DATE					
								164.81
23-0490-00-1	POEN, JON A	9/30/1999	12/13/2001	100-WATER	0.19	200-SEWER	0.31	
	985 N LILLIAN			300-GARBAG	0.22	500-TAX	0.02	
				700-SVC CH	0.18			
								BALANCE 0.92
23-0490-03-0	MILLS, SHANNON	1/30/2002	6/20/2002	100-WATER	41.91	200-SEWER	44.02	
	985 N LILLIAN			300-GARBAG	20.24	500-TAX	1.67	
				650-PENALT	2.91			
								BALANCE 110.75
23-0492-10-0	RODRIGUEZ, ADRIAN	2/28/2005	7/15/2005	100-WATER	13.75	200-SEWER	11.07	
	995 N LILLIAN			300-GARBAG	4.94	400-STORM	1.65	
				500-TAX	0.41			
								BALANCE 31.82
23-0492-11-0	WALKER, TARA	6/30/2005	7/15/2005	100-WATER	36.86	200-SEWER	29.48	
	995 N LILLIAN			300-GARBAG	23.80	400-STORM	7.93	
				500-TAX	1.96	650-PENALT	2.67	
								BALANCE 102.70
23-0492-16-0	RAINEY, RHESEA RHDAWN	4/30/2007	8/29/2007	100-WATER	68.60	200-SEWER	55.23	
	995 N LILLIAN			300-GARBAG	22.81	303-GARBAG	0.31	
				400-STORM	7.18	500-TAX	1.88	
				650-PENALT	5.55	700-SVC CH	3.92	
								BALANCE 165.48
23-0492-19-0	HELMS, STACY MARTINEZ	8/30/2011	10/24/2011	100-WATER	16.61	200-SEWER	24.19	
	995 N LILLIAN			300-GARBAG	14.48	303-GARBAG	0.42	
				400-STORM	4.24	500-TAX	1.20	
				650-PENALT	0.84			
								BALANCE 61.98
23-0498-02-0	DUMAS, TWYLLA	12/30/2003	4/15/2004	100-WATER	18.75	200-SEWER	18.12	
	1486 W MULBERRY			300-GARBAG	11.87	400-STORM	3.41	
				500-TAX	0.97			
								BALANCE 53.12
23-0508-09-0	MARTIN, TWILA	9/30/2007	1/04/2008	100-WATER	16.50	200-SEWER	18.50	
	985 N CHAMBERLIN			300-GARBAG	7.87	303-GARBAG	0.22	
				400-STORM	2.48	500-TAX	0.64	
				650-PENALT	0.40			
								BALANCE 46.61
23-0508-11-0	YOUNG, KASONDRA	7/30/2008	10/17/2008	100-WATER	69.10	200-SEWER	24.02	
	985 N CHAMBERLIN			300-GARBAG	11.53	303-GARBAG	0.92	
				400-STORM	3.63	500-TAX	0.95	
								BALANCE 110.15

SEQUENCE: ACCOUNT NUMBER

ALL ACCOUNTS

WRITE OFF DATES: 0/00/0000 THRU 99/99/9999

BALANCES: NON ZERO BALANCES

Item 4.

ACCOUNT NO	NAME	LAST	BAD DEBT				
	SERVICE ADDRESS	BILL	DATE				
23-0508-12-0	HAGER, ASHLEY 985 N CHAMBERLIN	9/30/2009	1/14/2010	100-WATER	24.45	200-SEWER	20.51
				300-GARBAG	13.25	303-GARBAG	0.04
				400-STORM	3.94	500-TAX	1.09
				650-PENALT	0.86		
							BALANCE 64.14
23-0514-00-0	RAMIREZ, LUIS 950 N CHAMBERLIN	12/30/2000	7/06/2001	100-WATER	25.24	200-SEWER	37.88
				300-GARBAG	16.37	500-TAX	1.35
							BALANCE 80.84
23-0518-04-0	SORIA, VICTOR 940 N CHAMBERLIN	1/30/2002	6/20/2002	100-WATER	18.13	200-SEWER	18.20
				300-GARBAG	14.68	500-TAX	1.22
				650-PENALT	0.27		
							BALANCE 52.50
23-0518-10-0	SALAZAR-JIMENEZ, HECTOR 940 N CHAMBERLIN	2/28/2007	5/18/2007	100-WATER	23.61	200-SEWER	18.97
				300-GARBAG	9.93	303-GARBAG	0.06
				400-STORM	3.13	500-TAX	0.82
				650-PENALT	0.70		
							BALANCE 57.22
23-0518-21-0	YOUNG, BRANDEE MICHELL 940 N CHAMBERLIN	8/30/2012	12/13/2012	100-WATER	43.31	200-SEWER	30.27
				300-GARBAG	17.30	303-GARBAG	0.37
				400-STORM	4.87	500-TAX	1.43
				650-PENALT	3.26		
							BALANCE 100.81
23-0526-00-0	PHELPS, ANNETTE 1400 W FREY	9/30/1999	4/10/2000	100-WATER	21.86	200-SEWER	17.76
				300-GARBAG	9.69	500-TAX	0.80
							BALANCE 50.11
23-0528-03-0	COGBURN, JASON 1390 W FREY	7/30/2003	1/16/2004	100-WATER	27.78	200-SEWER	30.19
				300-GARBAG	17.05	400-STORM	4.90
				500-TAX	1.40		
							BALANCE 81.32
23-0530-02-0	LOOPER, LEONA M 1380 W FREY	3/31/1999	12/16/1999	100-WATER	9.19	200-SEWER	9.40
				300-GARBAG	10.81	500-TAX	0.89
							BALANCE 30.29
23-0534-03-0	CHILDERS, JAYME 1287 W FREY	4/30/2002	9/26/2002	100-WATER	213.95	200-SEWER	144.90
				300-GARBAG	39.21	500-TAX	3.23
				650-PENALT	19.12	700-SVC CH	36.59
							BALANCE 457.00
23-0534-10-0	JONES, JASON 1287 W FREY	10/30/2009	12/03/2009	100-WATER	110.05	200-SEWER	71.60
				300-GARBAG	25.39	303-GARBAG	0.04
				400-STORM	7.56	500-TAX	2.10

SEQUENCE: ACCOUNT NUMBER

ALL ACCOUNTS

WRITE OFF DATES: 0/00/0000 THRU 99/99/9999

BALANCES: NON ZERO BALANCES

Item 4.

ACCOUNT NO	NAME	LAST	BAD DEBT					
	SERVICE ADDRESS	BILL	DATE					
				650-PENALT	14.35			BALANCE 231.09
23-0536-04-0	RENEAU, BONNIE SUE 878 N CAIN	5/30/2007	8/29/2007	100-WATER	13.27	200-SEWER	10.59	
				300-GARBAG	11.03	303-GARBAG	0.29	
				400-STORM	3.47	500-TAX	0.91	
				650-PENALT	0.23			BALANCE 39.79
23-0536-14-0	CASTILLO, TYLER 878 N CAIN	6/30/2014	9/12/2014	100-WATER	22.86	200-SEWER	23.20	
				300-GARBAG	18.22	303-GARBAG	0.47	
				400-STORM	4.82	500-TAX	1.51	
				650-PENALT	1.42			BALANCE 72.50
23-0538-00-0	GABRIEL, OROSCO 872 N CAIN	1/31/1999	12/16/1999	100-WATER	28.31	200-SEWER	14.60	
				300-GARBAG	5.54	500-TAX	0.46	BALANCE 48.91
23-0538-01-0	BARNARD, BRYAN 872 N CAIN	12/31/1998	12/16/1999	100-WATER	15.98	200-SEWER	26.97	
				300-GARBAG	10.24	500-TAX	0.84	BALANCE 54.03
23-0538-12-0	LLOYD, JOSEPH ACE 872 N CAIN	10/30/2009	11/05/2009	100-WATER	27.32	200-SEWER	29.78	
				300-GARBAG	17.38	303-GARBAG	0.01	
				400-STORM	5.18	500-TAX	1.43	
				650-PENALT	3.04			BALANCE 84.14
23-0540-06-0	SMITH, DONNA 862 N CAIN	11/30/2006	2/13/2007	100-WATER	38.42	200-SEWER	47.83	
				300-GARBAG	19.84	303-GARBAG	0.48	
				400-STORM	6.39	500-TAX	1.64	BALANCE 114.60
23-0540-09-0	WHITE, JR, JAMES GORDON 862 N CAIN	5/30/2007	8/29/2007	100-WATER	29.34	200-SEWER	12.66	
				300-GARBAG	6.50	303-GARBAG	0.15	
				400-STORM	2.05	500-TAX	0.53	
				650-PENALT	0.73	700-SVC CH	8.16	
				701-CONN	2.72			BALANCE 62.84
23-0558-04-0	HERNANDEZ, REINA 851 N CAIN	12/30/1999	4/10/2000	100-WATER	135.24	200-SEWER	97.22	
				300-GARBAG	30.64	500-TAX	2.52	
				650-PENALT	19.95	700-SVC CH	18.15	BALANCE 303.72
23-0562-06-1	EGDORF, KAELAN 873 N CAIN	12/30/2011	2/21/2012	100-WATER	18.58	200-SEWER	16.61	
				300-GARBAG	12.24	303-GARBAG	0.34	
				400-STORM	3.58	500-TAX	1.01	

SEQUENCE: ACCOUNT NUMBER

ALL ACCOUNTS

WRITE OFF DATES: 0/00/0000 THRU 99/99/9999

BALANCES: NON ZERO BALANCES

Item 4.

ACCOUNT NO	NAME	LAST	BAD DEBT					
	SERVICE ADDRESS	BILL	DATE					
				650-PENALT		0.88		BALANCE 53.24
23-0568-09-0	PLUMMER, CHRISTOPHER 893 N CAIN	8/30/2007	8/29/2007	100-WATER	29.48	200-SEWER	48.55	
				300-GARBAG	13.35	303-GARBAG	0.34	
				400-STORM	2.80	500-TAX	1.10	
				650-PENALT	2.15			BALANCE 97.77
23-0572-01-0	REGENCY APARTMENTS 1255 W FREY	6/30/1999	12/13/2001	100-WATER	13.85	200-SEWER	19.43	
								BALANCE 33.28
23-0576-04-0	HARDGRAVE, JENNIFER 1239 W FREY	7/30/2004	2/07/2005	100-WATER	36.86	200-SEWER	28.98	
				300-GARBAG	26.86	400-STORM	7.72	
				500-TAX	2.21	650-PENALT	3.49	
								BALANCE 106.12
23-0596-00-0	BLACK, CINDY 1133 W FREY	8/30/2010	1/14/2011	100-WATER	25.14	200-SEWER	38.15	
				300-GARBAG	17.66	400-STORM	5.26	
				500-TAX	1.46			BALANCE 87.67
23-0596-02-1	BROUMLEY, BRENDA 1133 W FREY	1/30/2012	2/21/2012	100-WATER	20.57	200-SEWER	18.85	
				300-GARBAG	9.37	303-GARBAG	0.22	
				400-STORM	2.74	500-TAX	0.77	
				650-PENALT	0.46			BALANCE 52.98
23-0606-07-0	HODGES, JOHNNIE 1140 W FREY	8/30/2009	12/03/2009	100-WATER	15.41	200-SEWER	12.98	
				300-GARBAG	13.23	303-GARBAG	0.06	
				400-STORM	3.93	500-TAX	1.09	
				650-PENALT	0.49			BALANCE 47.19
23-0606-09-0	GARNER, JOSEPH LEE 1140 W FREY	3/30/2012	6/20/2012	100-WATER	22.13	200-SEWER	19.67	
				300-GARBAG	16.02	303-GARBAG	0.46	
	CONTRACT: 114	AMOUNT OWED:	0.00	400-STORM	4.54	500-TAX	1.32	
				650-PENALT	0.89			BALANCE 65.03
23-0610-02-0	FEATHERSTONE, ANTHONY W 1158 W FREY	9/30/2003	1/16/2004	100-WATER	45.71	200-SEWER	57.30	
				300-GARBAG	34.40	400-STORM	9.57	
				500-TAX	2.83	650-PENALT	4.36	
								BALANCE 154.17
23-0618-02-0	NICHOLS, KANDI 873 N NEBLETT	9/30/2006	12/27/2006	100-WATER	42.48	200-SEWER	32.91	
				300-GARBAG	16.40	303-GARBAG	0.56	
				400-STORM	5.28	500-TAX	1.36	

SEQUENCE: ACCOUNT NUMBER

ALL ACCOUNTS

WRITE OFF DATES: 0/00/0000 THRU 99/99/9999

BALANCES: NON ZERO BALANCES

Item 4.

ACCOUNT NO	NAME	LAST BILL	BAD DEBT DATE					
				650-PENALT	3.18			BALANCE 102.17
23-0620-01-0	JOHN, RICHARD 856 N NEBLETT	9/30/2004	4/18/2005	100-WATER	95.61	200-SEWER	69.04	
				300-GARBAG	33.98	400-STORM	9.76	
				500-TAX	2.80	650-PENALT	7.70	
								BALANCE 218.89
23-0620-03-0	HARMON, ANREA 856 N NEBLETT	9/30/2005	12/28/2005	100-WATER	49.40	200-SEWER	107.39	
				300-GARBAG	23.09	400-STORM	7.69	
				500-TAX	1.90	650-PENALT	7.20	
								BALANCE 196.67
23-0620-06-0	LUSTGRAAF, MITZI 856 N NEBLETT	10/30/2008	3/12/2009	100-WATER	79.01	200-SEWER	59.18	
				300-GARBAG	29.16	303-GARBAG	2.10	
				400-STORM	9.17	500-TAX	2.41	
				650-PENALT	11.57			
								BALANCE 192.60
23-0634-03-0	BYARS, TIM 1151 W SHIRLEY	6/30/2006	11/07/2006	100-WATER	25.87	200-SEWER	20.85	
				300-GARBAG	6.60	303-GARBAG	0.17	
				400-STORM	2.12	500-TAX	0.54	
				700-SVC CH	13.39			
								BALANCE 69.54
23-0634-04-0	BURKHALTER, BRIAN ALAN 1151 W SHIRLEY	11/30/2006	12/27/2006	100-WATER	50.42	200-SEWER	40.53	
				300-GARBAG	20.23	303-GARBAG	0.48	
				400-STORM	6.51	500-TAX	1.67	
				650-PENALT	6.88			
								BALANCE 126.72
23-0636-00-0	HUMBERSON, JENNIFER 1137 W SHIRLEY	6/30/2004	10/12/2004	100-WATER	75.80	200-SEWER	80.82	
				300-GARBAG	30.33	400-STORM	8.71	
				500-TAX	2.50	650-PENALT	9.04	
								BALANCE 207.20
23-0642-01-0	MCGRUDER, JOBENIE 1126 W SHIRLEY	2/28/2001	10/17/2001	100-WATER	37.47	200-SEWER	43.13	
				300-GARBAG	29.62	500-TAX	2.44	
				650-PENALT	6.18	700-SVC CH	14.73	
								BALANCE 133.57
23-0642-04-0	AINSWORTH, JUSTIN 1126 W SHIRLEY	10/30/2012	12/13/2012	100-WATER	19.97	200-SEWER	18.57	
				300-GARBAG	6.88	303-GARBAG	0.21	
				400-STORM	1.94	500-TAX	0.57	
								BALANCE 48.14
23-0646-09-0	BUNCH, CLICHE 1150 W SHIRLEY	2/28/2009	5/22/2009	100-WATER	57.43	200-SEWER	46.26	
				300-GARBAG	20.78	303-GARBAG	0.17	
				400-STORM	6.54	500-TAX	1.72	

SEQUENCE: ACCOUNT NUMBER

ALL ACCOUNTS

WRITE OFF DATES: 0/00/0000 THRU 99/99/9999

BALANCES: NON ZERO BALANCES

Item 4.

ACCOUNT NO	NAME	LAST	BAD DEBT					
	SERVICE ADDRESS	BILL	DATE					
				650-PENALT	3.72			BALANCE 136.62
23-0648-09-0	SMITH, MELISSA 1152 W SHIRLEY	11/30/2005	12/28/2005	100-WATER	32.53	200-SEWER	24.00	
				300-GARBAG	17.86	400-STORM	5.95	
				500-TAX	1.48	650-PENALT	0.90	
				701-CONN	17.13			BALANCE 99.85
23-0648-11-0	RODRIGUEZ, MARGARITA 1152 W SHIRLEY	12/30/2006	2/13/2007	100-WATER	32.75	200-SEWER	9.80	
				300-GARBAG	8.20	303-GARBAG	0.11	
				400-STORM	2.64	500-TAX	0.67	BALANCE 54.17
23-0652-04-0	DIFFEE, RAYMOND 749 N NEBLETT	2/28/2001	10/17/2001	100-WATER	14.35	200-SEWER	17.73	
				300-GARBAG	7.64	500-TAX	0.63	BALANCE 40.35
23-0652-06-0	FOSTER, TIFFANY N 749 N NEBLETT	6/30/2003	1/16/2004	100-WATER	65.62	200-SEWER	60.64	
				300-GARBAG	25.07	400-STORM	7.21	
				500-TAX	2.07	650-PENALT	3.32	
				700-SVC CH	23.31			BALANCE 187.24
23-0652-11-0	LEWIS, KODY 749 N NEBLETT	1/30/2009	3/12/2009	100-WATER	50.88	200-SEWER	43.72	
				300-GARBAG	12.71	303-GARBAG	0.04	
				400-STORM	4.00	500-TAX	1.05	
				650-PENALT	0.13			BALANCE 112.53
23-0652-13-0	JACKSON, LOGAN BROOKS 749 N NEBLETT	8/30/2012	12/13/2012	100-WATER	34.79	200-SEWER	29.08	
				300-GARBAG	18.15	303-GARBAG	0.39	
				400-STORM	5.11	500-TAX	1.50	
				650-PENALT	3.90			BALANCE 92.92
23-0652-15-0	HASELL, PRISCILLA 749 N NEBLETT	6/30/2013	8/14/2013	100-WATER	57.08	200-SEWER	42.05	
				300-GARBAG	19.32	303-GARBAG	0.51	
				400-STORM	5.44	500-TAX	1.60	
				650-PENALT	2.76			BALANCE 128.76
23-0656-01-0	POWELL, SHERRY 747 N NEBLETT	1/30/2003	6/13/2003	100-WATER	32.67	200-SEWER	33.63	
				300-GARBAG	20.59	400-STORM	5.92	
				500-TAX	1.70	650-PENALT	1.07	
								BALANCE 95.58
23-0658-03-0	ZENTNER, KIMBERLY DAWN 746 N NEBLETT	5/30/2004	12/02/2004	100-WATER	41.82	200-SEWER	27.60	
				300-GARBAG	7.87	400-STORM	2.26	

SEQUENCE: ACCOUNT NUMBER

ALL ACCOUNTS

WRITE OFF DATES: 0/00/0000 THRU 99/99/9999

BALANCES: NON ZERO BALANCES

Item 4.

ACCOUNT NO	NAME	LAST	BAD DEBT				
	SERVICE ADDRESS	BILL	DATE				
				500-TAX	0.65		
						BALANCE	80.20
23-0658-04-0	WILSON, MICHAEL 746 N NEBLETT	11/30/2004	4/18/2005	100-WATER	183.33	200-SEWER	78.91
				300-GARBAG	30.03	400-STORM	8.63
				500-TAX	2.48	650-PENALT	7.56
				706-TRANSF	38.64		
						BALANCE	349.58
23-0658-12-0	MALDONADO, SUZANNE ROJAS 746 N NEBLETT	1/30/2014	7/10/2014	100-WATER	77.31	200-SEWER	71.97
				300-GARBAG	23.05	303-GARBAG	0.54
				400-STORM	6.49	500-TAX	1.90
				650-PENALT	11.52	700-SVC CH	11.65
				701-CONN	11.65	710-OTF	43.29
						BALANCE	259.37
23-0668-01-0	SMITH, CHUCK 1188 W JONES	6/30/2003	1/16/2004	100-WATER	36.63	200-SEWER	39.36
				300-GARBAG	32.36	400-STORM	6.20
				500-TAX	2.67	650-PENALT	3.90
						BALANCE	121.12
23-0692-05-0	BABB, MARY 745 N CAIN	11/30/2005	3/24/2006	100-WATER	273.34	200-SEWER	111.44
				300-GARBAG	27.08	400-STORM	9.02
				500-TAX	2.23	650-PENALT	12.49
						BALANCE	435.60
23-0700-10-0	DOREMUS, NETTICIA 781 N CAIN	6/30/2006	11/07/2006	100-WATER	23.84	200-SEWER	29.73
				300-GARBAG	15.37	303-GARBAG	0.40
				400-STORM	4.95	500-TAX	1.27
				650-PENALT	2.19		
						BALANCE	77.75
23-0704-06-0	FAGAN, KRISTINA 791 N CAIN	9/30/2007	1/04/2008	100-WATER	57.38	200-SEWER	75.89
				300-GARBAG	27.62	303-GARBAG	0.72
				400-STORM	8.68	500-TAX	2.27
				650-PENALT	5.15		
						BALANCE	177.71
23-0704-14-0	GIFFORD, MISTY ANITA-JEA 791 N CAIN	10/30/2011	12/06/2011	100-WATER	14.66	200-SEWER	13.55
				300-GARBAG	5.70	303-GARBAG	0.15
				400-STORM	1.67	500-TAX	0.47
						BALANCE	36.20
23-0704-17-0	SMITH, CLAYTON 791 N CAIN	8/30/2013	11/15/2013	100-WATER	55.42	200-SEWER	20.26
				300-GARBAG	14.59	303-GARBAG	0.30
				400-STORM	4.11	500-TAX	1.21
				650-PENALT	2.29		
						BALANCE	98.18
23-0712-06-0	EVANS, TRAVIS DIYSON 772 N CAIN	7/30/2008	10/17/2008	100-WATER	17.97	200-SEWER	14.81
				300-GARBAG	11.77	303-GARBAG	0.91

SEQUENCE: ACCOUNT NUMBER

ALL ACCOUNTS

WRITE OFF DATES: 0/00/0000 THRU 99/99/9999

BALANCES: NON ZERO BALANCES

Item 4.

ACCOUNT NO	NAME	LAST	BAD DEBT				
	SERVICE ADDRESS	BILL	DATE				
				400-STORM	3.70	500-TAX	0.97
				650-PENALT	0.53		
						BALANCE	50.66
23-0712-08-0	BROWN, MATTHEW RANDALL 772 N CAIN	6/30/2010	10/12/2010	100-WATER	27.16	200-SEWER	26.52
				300-GARBAG	13.70	400-STORM	4.08
				500-TAX	1.13	650-PENALT	0.84
						BALANCE	73.43
23-0716-03-0	STANBERRY, RONDA 764 N CAIN	9/30/2005	12/28/2005	100-WATER	108.20	200-SEWER	46.83
				300-GARBAG	19.80	400-STORM	6.60
				500-TAX	1.63		
						BALANCE	183.06
23-0720-02-0	HUDDLESTON, CHRIS 756 A N CAIN	12/30/2000	7/06/2001	100-WATER	31.47	200-SEWER	35.31
				300-GARBAG	27.54	500-TAX	2.26
				650-PENALT	5.58	700-SVC CH	15.61
						BALANCE	117.77
23-0750-06-0	STANBERRY, ESTHER 756 B N CAIN	2/28/2005	7/15/2005	100-WATER	52.93	102-WATER	37.07
				200-SEWER	42.48	300-GARBAG	27.82
				400-STORM	8.42	500-TAX	2.30
				650-PENALT	7.41		
						BALANCE	178.43
23-0780-00-0	WISENBAKER, MARCUS 1327 W JONES	7/30/2000	2/09/2001	100-WATER	45.53	200-SEWER	65.32
				300-GARBAG	27.28	500-TAX	2.25
				650-PENALT	5.14	700-SVC CH	20.00
						BALANCE	165.52
23-0784-01-0	PETTY, TAMARA 1345 W JONES	8/31/1998	12/16/1999	100-WATER	10.87	200-SEWER	21.46
				300-GARBAG	10.35	500-TAX	0.85
				650-PENALT	0.14	700-SVC CH	0.06
						BALANCE	43.73
23-0784-02-0	EVANS, JENNIFER 1345 W JONES	1/30/2001	8/24/2001	100-WATER	9.66	200-SEWER	10.86
				300-GARBAG	8.04	500-TAX	0.66
						BALANCE	29.22
23-0802-00-0	FLUKER, ALICE 1429 W JONES	5/30/2000	5/25/2001	100-WATER	21.80	200-SEWER	8.06
				300-GARBAG	3.37	500-TAX	0.28
						BALANCE	33.51
23-0802-01-1	LOGUE, JAMES 1429 W JONES	11/30/2001	6/13/2003	100-WATER	112.20	200-SEWER	58.77
				300-GARBAG	14.15	500-TAX	1.16
				650-PENALT	18.61		
						BALANCE	204.89
***** BOOK TOTALS ***** ACCTS: 188				100-WATER	9,779.83	102-WATER	37.07
				200-SEWER	7,927.64	300-GARBAG	3,643.02
				303-GARBAG	28.41	400-STORM	809.60
				500-TAX	300.36	650-PENALT	772.91

SEQUENCE: ACCOUNT NUMBER

ALL ACCOUNTS

WRITE OFF DATES: 0/00/0000 THRU 99/99/9999

BALANCES: NON ZERO BALANCES

Item 4.

ACCOUNT NO	----- NAME -----	LAST	BAD DEBT			
	----- SERVICE ADDRESS -----	BILL	DATE			
			700-SVC CH	669.08	701-CONN	55.49
			702-DEL CH	20.00	706-TRANSF	64.06
			707-DEL CH	80.00	710-OTF	43.29
					BALANCE	24,230.76

SEQUENCE: ACCOUNT NUMBER

ALL ACCOUNTS

WRITE OFF DATES: 0/00/0000 THRU 99/99/9999

BALANCES: NON ZERO BALANCES

Item 4.

ACCOUNT NO	NAME	LAST	BAD DEBT				
	SERVICE ADDRESS	BILL	DATE				
25-0171-02-0	REUTERSKIOLD, JOSHUA PAUL 1350 W SHIRLEY	1/30/2007	5/18/2007	100-WATER	42.22	200-SEWER	33.94
				300-GARBAG	17.86	303-GARBAG	0.26
				400-STORM	5.75	500-TAX	1.48
				650-PENALT	2.96		
							BALANCE 104.47
25-0172-09-0	ALLEN, ARLOND 1351 W SHIRLEY	12/30/2009	3/22/2010	100-WATER	42.24	200-SEWER	36.17
				300-GARBAG	15.27	400-STORM	4.55
				500-TAX	1.26		
							BALANCE 99.49
25-0173-04-0	BULLARD, MATT 1380 W SHIRLEY	5/30/2003	11/13/2003	100-WATER	24.85	200-SEWER	23.82
				300-GARBAG	15.48	400-STORM	4.45
				500-TAX	1.27		
							BALANCE 69.87
25-0173-07-0	ALLEN, HANNAH 1380 W SHIRLEY	8/30/2004	2/07/2005	100-WATER	35.10	200-SEWER	28.24
				300-GARBAG	13.84	400-STORM	3.98
				500-TAX	1.14		
							BALANCE 82.30
25-0177-00-0	RANKIN, SHANNON 1395 W SHIRLEY	4/30/2000	11/09/2000	100-WATER	9.37	200-SEWER	14.81
				300-GARBAG	8.45	500-TAX	0.69
							BALANCE 33.32
25-0177-01-0	BETHEA, GRAYCEE 1395 W SHIRLEY	5/31/1999	12/16/1999	100-WATER	11.94	200-SEWER	31.95
				300-GARBAG	11.42	500-TAX	0.94
							BALANCE 56.25
25-0178-08-0	DEMING, MATTHEW RILEY 1401 W SHIRLEY	8/30/2007	10/12/2007	100-WATER	49.23	200-SEWER	44.25
				300-GARBAG	28.40	303-GARBAG	0.70
				400-STORM	8.94	500-TAX	2.35
				650-PENALT	4.32		
							BALANCE 138.19
25-0180-03-0	MCBRIDE, LAURIE 1411 W SHIRLEY	1/30/2002	6/20/2002	100-WATER	37.44	200-SEWER	37.74
				300-GARBAG	29.22	500-TAX	2.41
				650-PENALT	6.23	700-SVC CH	14.76
							BALANCE 127.80
25-0180-10-0	SAAVEDRA, JR, SALVADOR 1411 W SHIRLEY	12/30/2011	3/27/2012	100-WATER	32.07	200-SEWER	28.55
				300-GARBAG	20.80	303-GARBAG	0.57
				400-STORM	6.08	500-TAX	1.72
				650-PENALT	2.22	700-SVC CH	8.60
				701-CONN	8.60		
							BALANCE 109.21
25-0182-00-0	SCHMALZRIED, MARK 1431 W SHIRLEY	12/30/1999	4/10/2000	100-WATER	29.32	200-SEWER	55.28
				300-GARBAG	19.77	500-TAX	1.63

SEQUENCE: ACCOUNT NUMBER

ALL ACCOUNTS

WRITE OFF DATES: 0/00/0000 THRU 99/99/9999

BALANCES: NON ZERO BALANCES

Item 4.

ACCOUNT NO	NAME	LAST	BAD DEBT					
	SERVICE ADDRESS	BILL	DATE					
				650-PENALT	4.62	700-SVC CH	32.34	
							BALANCE	142.96
25-0182-03-0	MERCER, RODNEY 1431 W SHIRLEY	9/30/2000	5/25/2001	100-WATER	21.63	200-SEWER	24.82	
				300-GARBAG	9.56	500-TAX	0.79	
							BALANCE	56.80
25-0182-06-0	AVERY, REBECCA LORRAIN 1431 W SHIRLEY	5/30/2006	6/15/2006	100-WATER	21.18	200-SEWER	16.94	
				300-GARBAG	14.37	303-GARBAG	0.33	
				400-STORM	4.62	500-TAX	1.18	
				650-PENALT	1.39			
							BALANCE	60.01
25-0184-02-0	HYDEN, LAURA 1455 W SHIRLEY	9/30/2000	11/09/2000	100-WATER	38.12	200-SEWER	68.36	
				300-GARBAG	23.12	500-TAX	1.90	
				650-PENALT	4.15			
							BALANCE	135.65
25-0184-03-0	HOAG, CHRISTI 1455 W SHIRLEY	11/30/2000	1/09/2001	100-WATER	30.75	200-SEWER	38.04	
				300-GARBAG	18.15	500-TAX	1.50	
				650-PENALT	2.07			
							BALANCE	90.51
25-0184-05-0	JONES, JOE BOB 1455 W SHIRLEY	12/30/2002	6/13/2003	100-WATER	16.57	200-SEWER	16.95	
				300-GARBAG	11.22	400-STORM	3.22	
				500-TAX	0.92			
							BALANCE	48.88
25-0201-00-0	PRICE, MIKE 1455 W FREY	5/30/2000	1/09/2001	100-WATER	25.92	200-SEWER	37.93	
				300-GARBAG	12.30	500-TAX	1.01	
							BALANCE	77.16
25-0201-03-0	HAYNES, BUDDY 1455 W FREY	7/30/2002	12/02/2002	100-WATER	33.24	200-SEWER	33.26	
				300-GARBAG	27.64	500-TAX	2.27	
				650-PENALT	5.46	700-SVC CH	46.97	
							BALANCE	148.84
25-0201-06-0	LUBBOCK, DUSTIN 1455 W FREY	12/30/2003	2/24/2004	100-WATER	50.97	200-SEWER	49.19	
				300-GARBAG	32.89	400-STORM	9.46	
				500-TAX	2.71	650-PENALT	10.60	
							BALANCE	155.82
25-0201-08-0	MOLAND, TODD 1455 W FREY	6/30/2007	10/12/2007	100-WATER	12.96	200-SEWER	10.39	
				300-GARBAG	6.64	303-GARBAG	0.16	
				400-STORM	2.08	500-TAX	0.55	
							BALANCE	32.78
25-0203-06-0	CHAVARRIA, ERIKA LYNN 1485 W FREY	5/30/2006	7/26/2006	100-WATER	102.93	200-SEWER	60.45	
				300-GARBAG	20.09	303-GARBAG	0.36	

SEQUENCE: ACCOUNT NUMBER

ALL ACCOUNTS

WRITE OFF DATES: 0/00/0000 THRU 99/99/9999

BALANCES: NON ZERO BALANCES

Item 4.

ACCOUNT NO	NAME	LAST	BAD DEBT				
	SERVICE ADDRESS	BILL	DATE				
				400-STORM	6.47	500-TAX	1.66
				650-PENALT	5.45	702-DEL CH	13.82
						BALANCE	211.23
25-0211-00-0	WILLIAMS, MERANDA	9/30/2000	11/09/2000	100-WATER	32.59	200-SEWER	36.92
	1565 W FREY			300-GARBAG	27.52	500-TAX	2.26
				650-PENALT	5.79	700-SVC CH	14.52
						BALANCE	119.60
25-0231-06-0	BAILEY, BRIAN	12/30/2011	3/27/2012	100-WATER	22.81	200-SEWER	22.85
	1581 W ASH			300-GARBAG	19.82	303-GARBAG	0.55
				400-STORM	3.87	500-TAX	1.63
				650-PENALT	1.94		
						BALANCE	73.47
25-0233-02-0	LEE, VANESSA RAE	7/30/2010	8/09/2010	100-WATER	10.12	200-SEWER	8.24
	1210 N GARFIELD			300-GARBAG	5.21	400-STORM	1.55
				500-TAX	0.43		
						BALANCE	25.55
25-0235-00-0	ARCHER, BEVERLY	3/30/2001	10/17/2001	100-WATER	29.30	200-SEWER	36.94
	1221 N GARFIELD			300-GARBAG	19.31	500-TAX	1.59
				650-PENALT	3.08		
						BALANCE	90.22
25-0235-03-0	ZAIDI, IFTIKHAR	5/30/2002	9/26/2002	100-WATER	28.79	200-SEWER	25.34
	1221 N GARFIELD			300-GARBAG	14.31	500-TAX	1.18
						BALANCE	69.62
25-0238-02-1	GARCIA, RAMON	12/30/2012	2/04/2013	100-WATER	40.37	200-SEWER	37.33
	1230 N GARFIELD			300-GARBAG	20.23	303-GARBAG	0.60
				400-STORM	5.70	500-TAX	1.67
				650-PENALT	3.85		
						BALANCE	109.75
25-0240-01-0	SCHAEFER, CHARLES	5/30/2007	8/29/2007	100-WATER	13.70	200-SEWER	14.24
	1240 N GARFIELD			300-GARBAG	6.68	303-GARBAG	0.18
				400-STORM	2.10	500-TAX	0.55
						BALANCE	37.45
25-0241-01-0	PETTIJOHN, JENNIFER	7/30/2005	8/29/2005	100-WATER	82.60	200-SEWER	101.37
	1241 N GARFIELD			300-GARBAG	21.02	400-STORM	7.01
				500-TAX	1.74	650-PENALT	7.93
						BALANCE	221.67
25-0255-06-0	MILLER, MISTY	6/30/2013	11/15/2013	100-WATER	42.43	200-SEWER	48.64
	1310 N GARFIELD			300-GARBAG	18.09	303-GARBAG	0.48
				400-STORM	5.10	500-TAX	1.49
				650-PENALT	2.53		

SEQUENCE: ACCOUNT NUMBER

ALL ACCOUNTS

WRITE OFF DATES: 0/00/0000 THRU 99/99/9999

BALANCES: NON ZERO BALANCES

Item 4.

ACCOUNT NO	NAME	LAST	BAD DEBT					
	SERVICE ADDRESS	BILL	DATE					BALANCE
25-0257-06-0	ROBINSON, JEFFREY F 1320 N GARFIELD	7/30/2003	1/16/2004	100-WATER	54.71	200-SEWER	52.95	118.76
				300-GARBAG	33.40	400-STORM	9.60	
				500-TAX	2.76	650-PENALT	9.77	
							BALANCE	163.19
25-0258-02-0	MEDRANO, MARY 1311 N GARFIELD	11/30/2000	7/06/2001	100-WATER	100.61	200-SEWER	123.10	
				300-GARBAG	32.52	500-TAX	2.67	
				650-PENALT	16.05	700-SVC CH	17.93	
							BALANCE	292.88
25-0258-04-0	LEBLANC, JOSHUA 1311 N GARFIELD	4/30/2001	12/13/2001	100-WATER	23.70	200-SEWER	27.11	
				300-GARBAG	6.58	500-TAX	0.55	
				700-SVC CH	52.50			
							BALANCE	110.44
25-0258-05-0	FISCES, SANDRA 1311 N GARFIELD	6/30/2001	2/08/2002	100-WATER	11.95	200-SEWER	12.83	
				300-GARBAG	3.79	500-TAX	0.31	
							BALANCE	28.88
***** BOOK TOTALS ***** ACCTS: 33				100-WATER	1,161.73	200-SEWER	1,238.94	
				300-GARBAG	584.97	303-GARBAG	4.19	
				400-STORM	94.53	500-TAX	48.21	
				650-PENALT	100.41	700-SVC CH	187.62	
				701-CONN	8.60	702-DEL CH	13.82	
							BALANCE	3,443.02

SEQUENCE: ACCOUNT NUMBER

ALL ACCOUNTS

WRITE OFF DATES: 0/00/0000 THRU 99/99/9999

BALANCES: NON ZERO BALANCES

Item 4.

ACCOUNT NO	NAME	LAST	BAD DEBT				
	SERVICE ADDRESS	BILL	DATE				
26-0002-01-0	LOWERY, CATHY 1001 E WASHINGTON 2	6/30/2006	11/07/2006	100-WATER 400-STORM	58.58 6.33	200-SEWER 650-PENALT	73.89 5.79 BALANCE 144.59
26-0003-01-0	JACOBSON, SABRINA 1001 E WASHINGTON 2	1/30/2005	4/18/2005	100-WATER 400-STORM	33.06 2.77	200-SEWER	26.58 BALANCE 62.41
26-0004-08-0	LAURENCE, HAUGHTON 1001 E WASHINGTON 2	10/30/2010	1/14/2011	100-WATER 400-STORM	40.00 4.00	200-SEWER	42.76 BALANCE 86.76
26-0004-10-1	OLEARY, REBECCA LISA 1001 E WASHINGTON 2	10/30/2011	2/21/2012	100-WATER 400-STORM	18.94 2.17	200-SEWER 650-PENALT	19.00 0.17 BALANCE 40.28
26-0005-01-0	BROWN, CARRIE 1001 E WASHINTON 3	2/28/2009	5/22/2009	100-WATER 400-STORM	25.45 2.36	200-SEWER	20.98 BALANCE 48.79
26-0007-08-0	COGBURN, JESSICA 1001 E WASHINGTON 3	8/30/2010	1/14/2011	100-WATER 400-STORM	41.88 3.34	200-SEWER 650-PENALT	33.81 1.74 BALANCE 80.77
26-0007-16-0	MCCALLISTER, JR, JAMES LEE 1001 E WASHINGTON 3	12/30/2013	7/10/2014	100-WATER 400-STORM	30.76 4.35	200-SEWER 650-PENALT	37.00 1.39 BALANCE 73.50
26-0008-03-0	TATE, WILLIAM PATRIAC 1001 E WASHINGTON 3	1/30/2005	3/24/2006	100-WATER 400-STORM	46.51 6.65	200-SEWER 650-PENALT	37.21 3.95 BALANCE 94.32
26-0008-07-0	RUSH, GREGORY ALLEN 1001 E WASHINGTON 3 CONTRACT: CTC AMOUNT OWED:	9/30/2014	10/24/2014	100-WATER 400-STORM	71.52 6.48	200-SEWER 650-PENALT	75.07 4.50 BALANCE 157.57
26-0009-04-0	MAYFIELD, APRIL POWELL 1001 E WASHINGTON 4	3/30/2007	6/20/2007	100-WATER 400-STORM	60.75 4.85	200-SEWER 650-PENALT	59.59 3.35 BALANCE 128.54
26-0010-03-0	SHARP, DIANA 1001 E WASHINGTON	7/30/2011	8/25/2011	100-WATER 400-STORM	86.95 4.29	200-SEWER 650-PENALT	66.88 7.19 BALANCE 165.31
26-0011-02-0	PARKMAN, AMMIE LYNETTE 1001 E WASHINGTON 4	9/30/2006	12/27/2006	100-WATER 400-STORM	87.63 6.22	200-SEWER 650-PENALT	81.77 5.00 BALANCE 180.62

SEQUENCE: ACCOUNT NUMBER

ALL ACCOUNTS

WRITE OFF DATES: 0/00/0000 THRU 99/99/9999

BALANCES: NON ZERO BALANCES

Item 4.

ACCOUNT NO	NAME	LAST	BAD DEBT					
	SERVICE ADDRESS	BILL	DATE					
26-0011-07-1	HILL, JENNIFER 1001 E WASHINGTON 4	11/30/2012	2/04/2013	100-WATER	48.80	200-SEWER	49.02	
				400-STORM	7.78	650-PENALT	1.89	
				702-DEL CH	0.64			
							BALANCE	108.13
26-0012-02-0	KERR, JESSICA 1001 E WASHINGTON 4	1/30/2007	5/18/2007	100-WATER	59.38	200-SEWER	57.45	
				400-STORM	5.32	650-PENALT	4.69	
							BALANCE	126.84
26-0012-10-0	GALVAN, ELIZABETH 1001 E WASHINGTON 4	10/30/2010	2/25/2011	100-WATER	27.27	200-SEWER	54.51	
				400-STORM	2.49	650-PENALT	2.07	
							BALANCE	86.34
26-0013-12-0	KASTRATI, NJOMZA 1001 E WASHINGTON 6	9/30/2012	10/23/2012	100-WATER	19.13	200-SEWER	27.84	
				400-STORM	3.82	650-PENALT	0.58	
							BALANCE	51.37
26-0015-01-0	BETTY, MORGAN PAIGE 1001 E WASHINGTON 6	8/30/2005	11/23/2005	100-WATER	41.26	200-SEWER	42.51	
				400-STORM	3.18	650-PENALT	5.42	
							BALANCE	92.37
26-0017-04-0	ARMSTRONG, CINDY LOU 1001 E WASHINGTON 7	2/29/2008	5/22/2008	100-WATER	8.62	200-SEWER	16.74	
				400-STORM	1.06			
							BALANCE	26.42
26-0019-08-0	FIELDS, AMBER 1001 E WASHINGTON 7	4/30/2011	7/26/2011	100-WATER	32.15	200-SEWER	36.25	
				400-STORM	3.07	650-PENALT	1.15	
							BALANCE	72.62
26-0019-12-0	GRIFFIN, JAMES 1001 E WASHINGTON 7	6/30/2012	8/15/2012	100-WATER	30.24	200-SEWER	27.23	
				400-STORM	5.17	650-PENALT	1.74	
				702-DEL CH	7.32			
							BALANCE	71.70
26-0022-01-0	COULSON, ANGELA 1001 E WASHINGTON 8	6/30/2005	8/29/2005	100-WATER	50.53	200-SEWER	72.91	
				400-STORM	5.74	650-PENALT	4.86	
							BALANCE	134.04
26-0022-11-0	WILLIAMS, SABIAN BROCK 1001 E WASHINGTON 8	7/30/2014	9/12/2014	100-WATER	106.05	200-SEWER	40.93	
				400-STORM	2.44			
							BALANCE	149.42
26-0023-03-0	RITCHIE, KELLY ANNE 1001 E WASHINGTON 8	2/28/2005	5/15/2006	100-WATER	49.02	200-SEWER	39.36	
				400-STORM	4.81	650-PENALT	2.15	
				700-SVC CH	20.00	701-CONN	20.00	
							BALANCE	135.34
26-0023-13-0	BRIDGEFORD, JOHN 1001 E WASHINGTON 8	6/30/2011	7/26/2011	100-WATER	27.86	200-SEWER	26.54	
				400-STORM	2.93	650-PENALT	1.09	

SEQUENCE: ACCOUNT NUMBER

ALL ACCOUNTS

WRITE OFF DATES: 0/00/0000 THRU 99/99/9999

BALANCES: NON ZERO BALANCES

Item 4.

ACCOUNT NO	NAME	LAST	BAD DEBT						
	SERVICE ADDRESS	BILL	DATE						
								BALANCE	58.42
26-0024-01-0	KITE, THERESA RISTER 1001 E WASHINGTON 8	6/30/2011	10/24/2011	100-WATER	30.37	200-SEWER	40.91		
				400-STORM	3.91	650-PENALT	2.38		
							BALANCE	77.57	
26-0025-01-0	LAWSON, AIMEE 1001 E WASHINGTON 9	8/30/2005	11/23/2005	100-WATER	22.95	200-SEWER	23.29		
				400-STORM	2.41				
							BALANCE	48.65	
26-0025-03-0	CHEW, RHONDA ANN 1001 E WASHINGTON 9	11/30/2008	3/12/2009	100-WATER	24.18	200-SEWER	24.01		
				400-STORM	2.63	650-PENALT	0.64		
							BALANCE	51.46	
26-0025-07-0	MARTIN, TAMMIE 1001 E WASHINGTON 9	7/30/2013	11/15/2013	100-WATER	29.70	200-SEWER	32.00		
				400-STORM	4.20	650-PENALT	0.95		
							BALANCE	66.85	
26-0026-01-0	TOLLETT, MELISSA 1001 E WASHINGTON 9	3/30/2006	5/15/2006	100-WATER	46.65	200-SEWER	51.03		
				400-STORM	3.93	650-PENALT	3.87		
				700-SVC CH	16.32	702-DEL CH	32.63		
							BALANCE	154.43	
26-0028-04-0	RICE, JASON 1001 E WASHINGTON 9	9/30/2007	1/04/2008	100-WATER	17.12	200-SEWER	24.89		
				400-STORM	1.84	650-PENALT	0.59		
							BALANCE	44.44	
26-0029-11-0	WOODY, JONATHAN 1001 E WASHINGTON 10	4/30/2011	7/26/2011	100-WATER	35.47	200-SEWER	23.55		
				400-STORM	2.58	650-PENALT	0.38		
							BALANCE	61.98	
26-0030-02-0	JACKSON, JAMIE 1001 E WASHINGTON 10	5/30/2005	7/15/2005	100-WATER	13.31	200-SEWER	10.66		
				400-STORM	1.87	650-PENALT	0.44		
							BALANCE	26.28	
26-0030-03-0	TACKETT, MELISSA BETH 1001 E WASHINGTON 10	8/30/2005	11/23/2005	100-WATER	31.88	200-SEWER	25.64		
				400-STORM	2.56				
							BALANCE	60.08	
26-0031-07-0	BASS, KATHRYN KAYE 1001 E WASHINGTON 10	3/30/2009	7/24/2009	100-WATER	68.74	200-SEWER	65.74		
				400-STORM	5.41	650-PENALT	5.33		
				707-DEL CH	20.00				
							BALANCE	165.22	
26-0032-05-0	MCKINNEY, TAMATHA ANN 1001 E WASHINGTON 10	2/28/2007	5/18/2007	100-WATER	23.08	200-SEWER	18.50		
				400-STORM	2.78	650-PENALT	0.87		
							BALANCE	45.23	
26-0033-06-0	DEWAR, DARLA KAYE 1001 E WASHINGTON 12	9/30/2010	1/14/2011	100-WATER	29.25	200-SEWER	28.99		
				400-STORM	2.03	650-PENALT	0.82		

SEQUENCE: ACCOUNT NUMBER

ALL ACCOUNTS

WRITE OFF DATES: 0/00/0000 THRU 99/99/9999

BALANCES: NON ZERO BALANCES

Item 4.

ACCOUNT NO	NAME	LAST	BAD DEBT						
	SERVICE ADDRESS	BILL	DATE					BALANCE	
								61.09	
26-0033-08-0	TANNER, JR, SCOTT ROBERT	6/30/2011	8/25/2011	100-WATER	43.59	200-SEWER	52.36		
	1001 E WASHINGTON 12			400-STORM	4.07	650-PENALT	5.18		
							BALANCE	105.20	
26-0034-02-0	DOOLEY, PHYLLIS MARIE	11/30/2006	2/13/2007	100-WATER	43.43	200-SEWER	57.70		
	1001 E WASHINGTON 12			400-STORM	5.48	650-PENALT	3.80		
							BALANCE	110.41	
26-0035-02-0	BARRON, BRITTANY ANN	2/28/2005	7/15/2005	100-WATER	23.10	200-SEWER	18.57		
	1001 E WASHINGTON 12			400-STORM	1.99	650-PENALT	0.27		
							BALANCE	43.93	
26-0035-03-0	POLLOCK, LESLIE MAURIE	6/30/2008	10/17/2008	100-WATER	43.02	200-SEWER	36.89		
	1001 E WASHINGTON 12			400-STORM	5.41	650-PENALT	2.53		
							BALANCE	87.85	
26-0038-08-0	LUTTRELL, SHAUNA MARI	6/30/2009	7/24/2009	100-WATER	26.83	200-SEWER	28.78		
	1001 E WASHINGTON 14			400-STORM	2.29	650-PENALT	1.24		
							BALANCE	59.14	
26-0039-02-0	HENK, WHITTNEY	2/28/2005	12/08/2008	100-WATER	92.92	200-SEWER	74.93		
	1001 E WASHINGTON 14			400-STORM	4.74	650-PENALT	5.68		
							BALANCE	178.27	
26-0040-02-0	BLAISE, JACKIE	8/30/2006	12/27/2006	100-WATER	39.67	200-SEWER	31.85		
	1001 E WASHINGTON 14			400-STORM	3.94				
							BALANCE	75.46	
26-0040-03-0	BROWN, KACI RANEE	6/30/2007	10/12/2007	100-WATER	32.19	200-SEWER	29.36		
	1001 E WASHINGTON 14			400-STORM	3.32	650-PENALT	1.74		
							BALANCE	66.61	
26-0041-01-0	JONES, LAVONDA	4/30/2005	9/29/2005	100-WATER	97.92	200-SEWER	95.65		
	1001 E WASHINGTON 15			400-STORM	5.36	650-PENALT	7.64		
							BALANCE	206.57	
26-0041-03-0	MELTON, CHRIS	8/30/2006	12/27/2006	100-WATER	34.57	200-SEWER	89.08		
	1001 E WASHINGTON 15			400-STORM	5.31	650-PENALT	4.35		
							BALANCE	133.31	
26-0042-03-0	SCHROEDER, AMANDA KAY	7/30/2005	11/23/2005	100-WATER	20.00	200-SEWER	15.98		
	1001 E WASHINGTON 15			400-STORM	3.00	700-SVC CH	11.66		
				701-CONN	11.66				
							BALANCE	62.30	
26-0043-05-0	BROWN, SONYA YARBROUGH	7/30/2010	9/02/2010	100-WATER	38.57	200-SEWER	34.16		
	1001 E WASHINGTON 15			400-STORM	3.61	650-PENALT	1.51		

SEQUENCE: ACCOUNT NUMBER

ALL ACCOUNTS

WRITE OFF DATES: 0/00/0000 THRU 99/99/9999

BALANCES: NON ZERO BALANCES

Item 4.

ACCOUNT NO	NAME	LAST	BAD DEBT						
	SERVICE ADDRESS	BILL	DATE					BALANCE	
26-0044-01-0	HEAD, STEPHANIE ALLEN 1001 E WASHINGTON 15	8/30/2004	12/02/2004	100-WATER 400-STORM	61.31 6.27	200-SEWER 650-PENALT	50.13 5.56		77.85
								BALANCE	123.27
26-0044-03-0	COLLINS, BRANDI 1001 E WASHINGTON 15	6/30/2005	8/29/2005	100-WATER 400-STORM	70.03 4.65	200-SEWER 650-PENALT	56.40 1.78		132.86
								BALANCE	132.86
26-0044-08-0	ACKER, REGINA ANN 1001 E WASHINGTON 15	7/30/2011	10/24/2011	100-WATER 400-STORM	34.00 2.61	200-SEWER 650-PENALT	27.07 0.72		64.40
								BALANCE	64.40
26-0045-09-1	BENSMAT, TIFFANY AALIYAH 1001 E WASHINGTON 16	10/30/2011	2/21/2012	100-WATER 400-STORM	12.11 1.73	200-SEWER	14.10		27.94
								BALANCE	27.94
26-0047-02-0	SPRINGER, CLINT 1001 E WASHINGTON 16	8/30/2005	11/23/2005	100-WATER 400-STORM	20.69 2.19	200-SEWER 650-PENALT	16.60 0.12		39.60
								BALANCE	39.60
26-0047-06-0	SPENCE, JENNIFER 1001 E WASHINGTON 16	12/30/2007	4/21/2008	100-WATER 400-STORM 700-SVC CH	25.52 3.27 5.86	200-SEWER 650-PENALT 701-CONN	22.08 0.96 5.86		63.55
								BALANCE	63.55
26-0050-01-0	MICHALEWICZ, JAKE 1001 E WASHINGTON 18	10/30/2006	2/13/2007	100-WATER 400-STORM	39.87 3.75	200-SEWER 650-PENALT	41.23 3.00		87.85
								BALANCE	87.85
26-0050-07-1	CHOATE, CASSIE 1001 E WASHINGTON 18	11/30/2012	2/04/2013	100-WATER 400-STORM	20.35 4.30	200-SEWER 650-PENALT	32.88 1.09		58.62
								BALANCE	58.62
26-0053-05-0	RASBERRY, ANGELA 1001 E WASHINGTON 19	6/30/2007	10/12/2007	100-WATER 400-STORM	12.23 1.13	200-SEWER	14.69		28.05
								BALANCE	28.05
26-0053-07-0	LAWSON, JILL ANNETTE 1001 E WASHINGTON 19	9/30/2010	1/14/2011	100-WATER 400-STORM	38.04 3.20	200-SEWER 650-PENALT	31.82 0.87		73.93
								BALANCE	73.93
26-0054-05-0	PHILLIPS, RANARDRICK LEVO 1001 E WASHINGTON 19	4/30/2008	7/17/2008	100-WATER 400-STORM	29.10 1.60	200-SEWER	20.41		51.11
								BALANCE	51.11
26-0054-07-0	JAMISON, JAMIE 1001 E WASHINGTON 19	5/30/2009	9/23/2009	100-WATER 400-STORM	43.36 2.90	200-SEWER 650-PENALT	26.26 1.11		

SEQUENCE: ACCOUNT NUMBER

ALL ACCOUNTS

WRITE OFF DATES: 0/00/0000 THRU 99/99/9999

BALANCES: NON ZERO BALANCES

Item 4.

ACCOUNT NO	NAME	LAST	BAD DEBT						
	SERVICE ADDRESS	BILL	DATE					BALANCE	
								73.63	
26-0056-01-0	SMITH, DARLA	8/30/2005	11/23/2005	100-WATER	37.77	200-SEWER	39.76		
	1001 E WASHINGTON 19			400-STORM	3.70	650-PENALT	2.27		
								BALANCE	83.50
26-0056-03-0	FOSTER, JENNY REBECCA	8/30/2006	12/27/2006	100-WATER	9.72	200-SEWER	7.81		
	1001 E WASHINGTON 19			400-STORM	0.73				
								BALANCE	18.26
26-0060-03-0	HELPESTILL, CAROL	7/30/2007	10/12/2007	100-WATER	38.79	200-SEWER	41.95		
	1001 E WASHINGTON 20			400-STORM	3.96	650-PENALT	3.16		
								BALANCE	87.86
26-0060-06-0	JOSEPH, RAYCHEL ANNE	2/28/2013	5/29/2013	100-WATER	75.94	200-SEWER	54.29		
	1001 E WASHINGTON 20			400-STORM	9.00	650-PENALT	7.42		
				707-DEL CH	20.00				
								BALANCE	166.65
26-0062-01-0	HUFFMAN, BLAKE	9/30/2005	10/25/2005	100-WATER	61.00	200-SEWER	56.00		
	1001 E WASHINGTON 17			400-STORM	10.00	650-PENALT	5.14		
				707-DEL CH	10.00				
								BALANCE	142.14
26-0062-08-0	MILLER, SHANIECE JACOLE	7/30/2012	10/23/2012	100-WATER	35.78	200-SEWER	28.78		
	1001 E WASHINGTON 17			400-STORM	6.00	650-PENALT	3.00		
								BALANCE	73.56
26-0064-03-0	COOPER, JOSEPH DON	7/30/2006	11/07/2006	100-WATER	34.62	200-SEWER	40.57		
	1001 E WASHINGTON 17			400-STORM	5.29	650-PENALT	2.63		
								BALANCE	83.11
26-0069-03-0	ZARATE, RUBEN	6/30/2007	10/12/2007	100-WATER	65.43	200-SEWER	64.66		
	1001 E WASHINGTON 13			400-STORM	5.90	650-PENALT	4.59		
								BALANCE	140.58
26-0069-04-0	WHITELEY, LINDA	7/30/2009	11/05/2009	100-WATER	60.33	200-SEWER	48.82		
	1001 E WASHINGTON 13			400-STORM	6.06	650-PENALT	7.94		
				707-DEL CH	20.00				
								BALANCE	143.15
26-0070-09-0	LOGGINS, LENA NICHOLE	5/30/2011	8/25/2011	100-WATER	28.94	200-SEWER	36.60		
	1001 E WASHINGTON 11			400-STORM	2.83	650-PENALT	1.94		
								BALANCE	70.31
26-0071-02-0	BRANDON, DWAYNE EDWARD	8/30/2005	9/29/2005	100-WATER	40.58	200-SEWER	46.09		
	1001 E WASHINGTON 11			400-STORM	5.25	650-PENALT	2.88		
								BALANCE	94.80
26-0072-03-0	VILLASENOR, AMY MICHELLE	7/30/2008	12/08/2008	100-WATER	13.56	200-SEWER	14.51		
	1001 E WASHINGTON 11			400-STORM	1.02				

SEQUENCE: ACCOUNT NUMBER

ALL ACCOUNTS

WRITE OFF DATES: 0/00/0000 THRU 99/99/9999

BALANCES: NON ZERO BALANCES

Item 4.

ACCOUNT NO	NAME	LAST	BAD DEBT					
	SERVICE ADDRESS	BILL	DATE					
							BALANCE	29.09
26-0074-06-0	MASELLS, CYNTHIA	1/30/2010	5/25/2010	100-WATER	24.53	200-SEWER	16.72	
	1001 E WASHINGTON 5			400-STORM	2.34			
							BALANCE	43.59
26-0076-01-0	EDWARDS, KELLY JO	8/30/2005	11/23/2005	100-WATER	53.42	200-SEWER	51.78	
	1001 E WASHINGTON 5			400-STORM	4.16	650-PENALT	3.84	
							BALANCE	113.20
***** BOOK TOTALS ***** ACCTS: 74				100-WATER	2,997.87	200-SEWER	2,902.36	
				400-STORM	290.13	650-PENALT	168.95	
				700-SVC CH	53.84	701-CONN	37.52	
				702-DEL CH	40.59	707-DEL CH	70.00	
							BALANCE	6,561.26

SEQUENCE: ACCOUNT NUMBER

ALL ACCOUNTS

WRITE OFF DATES: 0/00/0000 THRU 99/99/9999

BALANCES: NON ZERO BALANCES

Item 4.

ACCOUNT NO	NAME	LAST	BAD DEBT				
	SERVICE ADDRESS	BILL	DATE				
33-0050-08-0	TOMAN, JOHNNY	8/30/2014	10/24/2014	100-WATER	44.54	102-WATER	104.06
	222 BRYAN			200-SEWER	82.11	300-GARBAG	26.48
	CONTRACT: CTC	AMOUNT OWED:	0.00	303-GARBAG	0.68	400-STORM	4.67
				500-TAX	2.19	650-PENALT	5.25
							BALANCE 269.98
33-0055-03-0	CASTANEDA, ANDREA	9/30/2005	12/28/2005	100-WATER	23.05	200-SEWER	35.66
	208 BRYAN			300-GARBAG	9.93	400-STORM	2.21
				500-TAX	0.82		
							BALANCE 71.67
33-0065-05-0	MCKNIGHT, CHRISTOPHER J	2/28/2003	10/15/2003	100-WATER	44.95	200-SEWER	45.60
	183 BRYAN			300-GARBAG	33.03	400-STORM	9.49
				500-TAX	2.72	650-PENALT	4.52
							BALANCE 140.31
33-0065-06-0	EDWARDS, ROBIN C	8/30/2003	1/16/2004	100-WATER	38.06	200-SEWER	36.68
	183 BRYAN			300-GARBAG	25.09	400-STORM	7.21
				500-TAX	2.07	650-PENALT	3.09
							BALANCE 112.20
33-0065-08-0	MORENO, RAQUEL	11/30/2004	4/18/2005	100-WATER	39.62	200-SEWER	31.71
	183 BRYAN			300-GARBAG	29.54	400-STORM	8.49
				500-TAX	2.44	650-PENALT	3.79
							BALANCE 115.59
33-0065-14-0	STILTNER, CONNIE	4/30/2013	8/14/2013	100-WATER	16.98	200-SEWER	17.36
	183 BRYAN			300-GARBAG	12.49	303-GARBAG	0.37
				400-STORM	3.52	500-TAX	1.03
				650-PENALT	0.35		
							BALANCE 52.10
33-0067-01-0	MARTINEZ, BENITO	8/30/2009	12/03/2009	100-WATER	38.37	200-SEWER	32.96
	195 BRYAN			300-GARBAG	10.42	303-GARBAG	0.04
				400-STORM	2.07	500-TAX	0.86
							BALANCE 84.72
33-0067-02-0	JUAREZ, JAVIER BARRERA	6/30/2012	8/15/2012	100-WATER	28.83	200-SEWER	47.18
	195 BRYAN			300-GARBAG	18.99	303-GARBAG	0.57
				400-STORM	3.57	500-TAX	1.57
				650-PENALT	2.48		
							BALANCE 103.19
33-0070-00-0	PAYNE, RONDALL	7/30/1999	2/14/2000	100-WATER	1.57	200-SEWER	20.72
	207 BRYAN			300-GARBAG	13.70	500-TAX	1.13
				650-PENALT	2.29	700-SVC CH	27.00
							BALANCE 66.41
33-0070-06-0	DICKINSON, LUCAS	1/30/2012	4/27/2012	100-WATER	16.83	200-SEWER	15.79
	207 BRYAN			300-GARBAG	4.50	303-GARBAG	0.10

SEQUENCE: ACCOUNT NUMBER

ALL ACCOUNTS

WRITE OFF DATES: 0/00/0000 THRU 99/99/9999

BALANCES: NON ZERO BALANCES

Item 4.

ACCOUNT NO	NAME	LAST	BAD DEBT					
	SERVICE ADDRESS	BILL	DATE					
				400-STORM	0.88	500-TAX	0.37	
							BALANCE	38.47
33-0070-07-0	RODRIGUEZ, MARCUS 207 BRYAN	2/29/2012	5/23/2012	100-WATER	20.30	200-SEWER	18.50	
				300-GARBAG	10.65	303-GARBAG	0.24	
				400-STORM	2.00	500-TAX	0.88	
				706-TRANSF	20.00			
							BALANCE	72.57
33-0074-02-1	SPARKS, DEBRA 239 BRYAN	12/30/2011	2/21/2012	100-WATER	36.44	200-SEWER	34.70	
				300-GARBAG	28.56	303-GARBAG	0.77	
				400-STORM	5.56	500-TAX	2.36	
				650-PENALT	3.43			
							BALANCE	111.82
33-0075-06-0	METZGER, CLINTON 989 W MCNEILL	2/28/2013	5/29/2013	100-WATER	69.06	200-SEWER	64.37	
				300-GARBAG	22.89	303-GARBAG	0.60	
				400-STORM	6.45	500-TAX	1.89	
				650-PENALT	4.92			
							BALANCE	170.18
33-0077-01-0	STANLEY, BARBARA 1000 W MCNEILL	1/30/2003	6/13/2003	100-WATER	43.53	200-SEWER	85.26	
				300-GARBAG	29.35	400-STORM	8.43	
				500-TAX	2.42	650-PENALT	4.78	
				702-DEL CH	20.00			
							BALANCE	193.77
33-0077-05-1	LANGLEY, JR, HIRAM 1000 W MCNEILL	11/30/2012	2/04/2013	100-WATER	38.50	200-SEWER	25.90	
				300-GARBAG	8.54	303-GARBAG	0.26	
				400-STORM	2.40	500-TAX	0.71	
							BALANCE	76.31
33-0080-01-0	FERNANDEZ, EFRAIN 972 W MCNEILL	6/30/1999	1/11/2000	100-WATER	17.68	200-SEWER	36.64	
				300-GARBAG	13.10	500-TAX	1.08	
							BALANCE	68.50
33-0080-04-0	WRIGHT, ROBIN MICHELLE 972 W MCNEILL	11/30/2003	5/28/2004	100-WATER	32.41	200-SEWER	31.34	
				300-GARBAG	20.04	400-STORM	5.76	
				500-TAX	1.65	650-PENALT	3.27	
							BALANCE	94.47
33-0080-06-0	FORSYTHE, JAMIE 972 W MCNEILL	11/30/2004	2/07/2005	100-WATER	38.14	200-SEWER	30.50	
				300-GARBAG	28.61	400-STORM	8.22	
				500-TAX	2.36	650-PENALT	3.90	
							BALANCE	111.73
33-0080-08-0	LUNA, JOE 972 W MCNEILL	7/30/2005	8/29/2005	100-WATER	45.50	200-SEWER	36.42	
				300-GARBAG	29.52	400-STORM	9.84	
				500-TAX	2.44	650-PENALT	5.48	

SEQUENCE: ACCOUNT NUMBER

ALL ACCOUNTS

WRITE OFF DATES: 0/00/0000 THRU 99/99/9999

BALANCES: NON ZERO BALANCES

Item 4.

ACCOUNT NO	NAME	LAST	BAD DEBT					
	SERVICE ADDRESS	BILL	DATE					BALANCE
								129.20
33-0080-11-0	OSORIO, JAIME	7/30/2007	10/12/2007	100-WATER	8.56	200-SEWER	21.40	
	972 W MCNEILL			300-GARBAG	7.42	303-GARBAG	0.16	
				400-STORM	2.33	500-TAX	0.61	
								BALANCE 40.48
33-0080-12-0	SENN, STEPHEN	2/29/2008	5/22/2008	100-WATER	39.75	200-SEWER	68.27	
	972 W MCNEILL			300-GARBAG	27.14	303-GARBAG	1.12	
				400-STORM	8.53	500-TAX	2.24	
				650-PENALT	4.63			
								BALANCE 151.68
33-0080-15-1	ORTIZ, ELADIO	11/30/2011	2/21/2012	100-WATER	30.07	200-SEWER	27.70	
	972 W MCNEILL			300-GARBAG	12.39	303-GARBAG	0.30	
				400-STORM	3.62	500-TAX	1.02	
				650-PENALT	0.63			
								BALANCE 75.73
33-0084-07-0	BRISTER, KERRY LEE	7/30/2008	12/08/2008	100-WATER	20.61	200-SEWER	16.51	
	961 W MCNEILL			300-GARBAG	12.78	303-GARBAG	0.98	
				400-STORM	4.02	500-TAX	1.05	
				650-PENALT	1.53			
								BALANCE 57.48
33-0084-09-0	BRISTER, ROBIN	4/30/2009	5/22/2009	100-WATER	51.58	200-SEWER	38.54	
	961 W MCNEILL			300-GARBAG	17.19	400-STORM	5.22	
				500-TAX	1.42	650-PENALT	4.27	
								BALANCE 118.22
33-0085-00-0	GREEN, AMY	8/30/2000	5/25/2001	100-WATER	20.20	200-SEWER	48.10	
	954 W MCNEILL			300-GARBAG	20.78	500-TAX	1.71	
				650-PENALT	3.35	700-SVC CH	14.72	
								BALANCE 108.86
33-0085-01-1	REZ, ZANE	4/30/2007	11/14/2007	100-WATER	13.27	200-SEWER	16.37	
	954 W MCNEILL			300-GARBAG	11.51	303-GARBAG	0.15	
				400-STORM	2.41	500-TAX	0.96	
				650-PENALT	1.37			
								BALANCE 46.04
33-0107-08-0	CHANDLER, JOEL	10/30/2004	4/18/2005	100-WATER	90.59	200-SEWER	58.86	
	872 W MCNEILL			300-GARBAG	20.57	400-STORM	5.91	
				500-TAX	1.69			
								BALANCE 177.62
33-0107-09-0	LANE, SANDRA L ANDERS	1/30/2005	7/15/2005	100-WATER	63.75	200-SEWER	51.38	
	872 W MCNEILL			300-GARBAG	19.29	400-STORM	5.54	
				500-TAX	1.58	650-PENALT	0.01	

SEQUENCE: ACCOUNT NUMBER

ALL ACCOUNTS

WRITE OFF DATES: 0/00/0000 THRU 99/99/9999

BALANCES: NON ZERO BALANCES

Item 4.

ACCOUNT NO	NAME	LAST	BAD DEBT					BALANCE
	SERVICE ADDRESS	BILL	DATE					
								141.55
33-0108-00-0	IVIE, GORDON	7/30/1999	2/14/2000	100-WATER	20.88	200-SEWER	24.92	
	254 S BAXTER			300-GARBAG	13.78	500-TAX	1.13	
								BALANCE 60.71
33-0108-02-0	NORWOOD, PATRICIA PAIGE	6/30/2000	10/05/2000	100-WATER	46.28	200-SEWER	68.52	
	254 S BAXTER			300-GARBAG	28.62	500-TAX	2.36	
				650-PENALT	7.99	700-SVC CH	15.55	
								BALANCE 169.32
33-0108-03-0	COX, HOMER H	8/30/2000	12/12/2000	100-WATER	54.16	200-SEWER	66.13	
	254 S BAXTER			300-GARBAG	29.87	500-TAX	2.46	
				650-PENALT	3.36	700-SVC CH	32.23	
								BALANCE 188.21
33-0110-00-0	CONATSER, K H	1/30/2000	8/09/2000	100-WATER	22.41	200-SEWER	28.99	
	234 S BAXTER			300-GARBAG	24.36	500-TAX	2.00	
				650-PENALT	3.24			
								BALANCE 81.00
33-0110-01-0	DAVIS, KATRINA	3/30/2000	2/09/2001	100-WATER	30.35	200-SEWER	36.44	
	234 S BAXTER			300-GARBAG	19.43	500-TAX	1.60	
				650-PENALT	1.24	700-SVC CH	18.30	
								BALANCE 107.36
33-0110-03-0	BRISCO, MIKE	12/30/2000	7/06/2001	100-WATER	35.46	200-SEWER	41.38	
	234 S BAXTER			300-GARBAG	26.39	500-TAX	2.17	
				650-PENALT	4.92	700-SVC CH	15.18	
								BALANCE 125.50
33-0110-04-0	VIVIAN, JAMES JR	4/30/2001	12/13/2001	100-WATER	37.75	200-SEWER	43.04	
	234 S BAXTER			300-GARBAG	29.49	500-TAX	2.43	
				650-PENALT	6.19	700-SVC CH	35.92	
								BALANCE 154.82
33-0110-06-0	COLLINS, RANDY	8/30/2002	2/24/2003	100-WATER	24.41	200-SEWER	27.71	
	234 S BAXTER			300-GARBAG	18.98	500-TAX	1.57	
				650-PENALT	2.52			
								BALANCE 75.19
33-0110-18-0	GONZALES, SAVANNAH ANN	4/30/2011	5/25/2011	100-WATER	16.37	200-SEWER	23.69	
	234 S BAXTER			300-GARBAG	9.59	303-GARBAG	0.22	
				400-STORM	2.81	500-TAX	0.80	
				650-PENALT	0.89			
								BALANCE 54.37
33-0112-00-0	DEVIVO, MIKE	5/30/2003	11/13/2003	100-WATER	90.59	200-SEWER	110.55	
	210 S BAXTER			300-GARBAG	32.36	400-STORM	9.30	

SEQUENCE: ACCOUNT NUMBER

ALL ACCOUNTS

WRITE OFF DATES: 0/00/0000 THRU 99/99/9999

BALANCES: NON ZERO BALANCES

Item 4.

ACCOUNT NO	NAME	LAST	BAD DEBT				
	SERVICE ADDRESS	BILL	DATE				
				500-TAX	2.67	650-PENALT	16.76
				707-DEL CH	20.00		
						BALANCE	282.23
33-0112-04-0	MULLICAN, MATTHEW MICHAEL	3/30/2005	6/22/2005	100-WATER	70.34	200-SEWER	74.41
	210 S BAXTER			300-GARBAG	26.74	400-STORM	8.47
				500-TAX	2.20	650-PENALT	7.13
						BALANCE	189.29
33-0114-01-0	ODOM, ANITA	9/30/2002	4/17/2003	100-WATER	26.78	200-SEWER	26.14
	180 S BAXTER			300-GARBAG	26.85	400-STORM	3.29
				500-TAX	2.21	650-PENALT	4.87
				700-SVC CH	29.50		
						BALANCE	119.64
33-0140-00-0	RATLIFF, TERESA	12/30/1999	7/11/2000	100-WATER	59.27	200-SEWER	79.80
	899 W WASHINGTON			300-GARBAG	33.33	500-TAX	2.74
				650-PENALT	10.97	700-SVC CH	20.00
						BALANCE	206.11
33-0140-02-0	LUNA, GEORGE	3/30/2009	7/24/2009	100-WATER	66.13	200-SEWER	59.78
	899 W WASHINGTON			300-GARBAG	20.11	400-STORM	6.32
				500-TAX	1.67	650-PENALT	4.08
				702-DEL CH	11.08		
						BALANCE	169.17
33-0140-08-0	ROSE, COLTON NEIL	6/30/2011	7/26/2011	100-WATER	24.76	200-SEWER	30.12
	899 W WASHINGTON			300-GARBAG	18.09	303-GARBAG	0.56
				400-STORM	5.32	500-TAX	1.49
				650-PENALT	3.57		
						BALANCE	83.91
33-0140-11-0	ANDERS, TIFFIANY NICHOL	1/30/2014	7/10/2014	100-WATER	12.35	200-SEWER	11.42
	899 W WASHINGTON			300-GARBAG	5.34	303-GARBAG	0.12
				400-STORM	1.50	500-TAX	0.44
						BALANCE	31.17
33-0178-01-0	VASQUEZ, CHRISTINA ANN	11/30/2004	12/02/2004	100-WATER	73.56	200-SEWER	66.81
	828 W MCNEILL			300-GARBAG	29.87	400-STORM	5.72
				500-TAX	2.46	650-PENALT	6.31
						BALANCE	184.73
33-0178-02-0	WILLIAMS, JAMES	7/30/2000	2/09/2001	100-WATER	13.70	200-SEWER	24.49
	828 W MCNEILL			300-GARBAG	10.96	500-TAX	0.90
						BALANCE	50.05
33-0180-01-0	CANNADY, JOY	5/31/1999	12/16/1999	100-WATER	30.80	200-SEWER	21.41
	818 W MCNEILL			300-GARBAG	22.55	500-TAX	1.86
				650-PENALT	1.26	700-SVC CH	6.12

SEQUENCE: ACCOUNT NUMBER

ALL ACCOUNTS

WRITE OFF DATES: 0/00/0000 THRU 99/99/9999

BALANCES: NON ZERO BALANCES

Item 4.

ACCOUNT NO	NAME	LAST	BAD DEBT					BALANCE	
	SERVICE ADDRESS	BILL	DATE						
									84.00
33-0180-07-0	STANART, TAMERIA	6/30/2007	10/12/2007	100-WATER	18.20	200-SEWER	8.91		
	818 W MCNEILL			300-GARBAG	5.86	303-GARBAG	0.14		
				400-STORM	1.23	500-TAX	0.48		
								BALANCE	34.82
33-0180-19-0	WILLIAMSON, OLIVER	11/30/2013	4/09/2014	100-WATER	74.81	200-SEWER	33.36		
	818 W MCNEILL			300-GARBAG	9.90	303-GARBAG	0.25		
				400-STORM	1.86	500-TAX	0.82		
								BALANCE	121.00
33-0184-01-0	LANDERS, DANIELS	2/28/2003	10/15/2003	100-WATER	27.12	200-SEWER	27.52		
	808 W MCNEILL			300-GARBAG	19.80	400-STORM	3.79		
				500-TAX	1.64	650-PENALT	2.65		
								BALANCE	82.52
33-0184-06-1	SMITH, CHRISTINE LYNN	4/30/2007	11/14/2007	100-WATER	54.63	200-SEWER	21.09		
	808 W MCNEILL			300-GARBAG	6.88	303-GARBAG	0.11		
				400-STORM	1.44	500-TAX	0.57		
								BALANCE	84.72
33-0189-01-0	ZABLOSKY, JAMES ERIC	11/30/2006	12/27/2006	100-WATER	86.28	200-SEWER	109.76		
	289 S PADDOCK			300-GARBAG	27.24	303-GARBAG	0.75		
				400-STORM	8.77	500-TAX	2.25		
				650-PENALT	8.95				
								BALANCE	244.00
33-0189-06-0	ACKERMANN, BRANDIE	10/30/2012	12/13/2012	100-WATER	75.94	200-SEWER	60.35		
	289 S PADDOCK			300-GARBAG	23.50	303-GARBAG	0.60		
				400-STORM	6.62	500-TAX	1.94		
				650-PENALT	5.30				
								BALANCE	174.25
33-0201-01-0	JONES, CRIS	6/30/2000	10/05/2000	100-WATER	104.86	200-SEWER	78.22		
	728 W MCNEILL			300-GARBAG	27.98	500-TAX	2.30		
				650-PENALT	6.53	700-SVC CH	16.79		
								BALANCE	236.68
33-0201-04-0	BOUTCHER, KATHLEEN FAYE	3/30/2004	5/28/2004	100-WATER	71.89	200-SEWER	75.01		
	728 W MCNEILL			300-GARBAG	26.74	400-STORM	7.68		
				500-TAX	2.20	650-PENALT	6.09		
								BALANCE	189.61
33-0210-02-0	HARWELL, CHESTER	7/30/2006	11/07/2006	100-WATER	179.56	200-SEWER	110.71		
	329 S ORR			300-GARBAG	27.20	303-GARBAG	0.73		
				400-STORM	8.76	500-TAX	2.25		
				650-PENALT	9.34				
								BALANCE	338.55

SEQUENCE: ACCOUNT NUMBER

ALL ACCOUNTS

WRITE OFF DATES: 0/00/0000 THRU 99/99/9999

BALANCES: NON ZERO BALANCES

Item 4.

ACCOUNT NO	NAME	LAST	BAD DEBT				
	SERVICE ADDRESS	BILL	DATE				
33-0220-00-0	WREN, JAMES 641 W COLLEGE	9/30/2001	4/22/2002	100-WATER	109.83	200-SEWER	90.90
				300-GARBAG	22.72	500-TAX	1.87
				650-PENALT	13.82	700-SVC CH	50.92
							BALANCE 290.06
33-0220-02-0	CHAPMAN, ALLEN 641 W COLLEGE	8/30/2002	2/24/2003	100-WATER	47.85	200-SEWER	50.02
				300-GARBAG	24.85	500-TAX	2.05
				650-PENALT	4.11	700-SVC CH	31.98
							BALANCE 160.86
33-0220-07-0	HICKS, JASON 641 W COLLEGE	10/30/2003	4/15/2004	100-WATER	70.78	200-SEWER	69.54
				300-GARBAG	30.00	400-STORM	8.62
				500-TAX	2.47	650-PENALT	5.24
				700-SVC CH	18.66		
							BALANCE 205.31
33-0222-00-0	BLAKE, CHRISTINE 703 W COLLEGE	7/30/2004	2/07/2005	100-WATER	84.80	200-SEWER	88.68
				300-GARBAG	24.46	400-STORM	7.03
				500-TAX	2.02	650-PENALT	8.41
							BALANCE 215.40
33-0235-00-0	HILL, CHRISTY 811 W WASHINGTON	10/30/2003	4/15/2004	100-WATER	45.89	200-SEWER	92.09
				300-GARBAG	21.09	400-STORM	6.06
				500-TAX	1.74	650-PENALT	6.72
							BALANCE 173.59
33-0235-05-0	STONE, LATONIA 811 W WASHINGTON	4/30/2009	7/24/2009	100-WATER	137.07	200-SEWER	94.90
				300-GARBAG	23.53	400-STORM	7.22
	CONTRACT: CTC	AMOUNT OWED:	0.00	500-TAX	1.94	650-PENALT	14.87
	CONTRACT: 114	AMOUNT OWED:	0.00	700-SVC CH	20.00		
							BALANCE 299.53
33-0235-07-0	ALAVAREZ, ANGEL 811 W WASHINGTON	12/30/2010	3/25/2011	100-WATER	316.95	102-WATER	108.97
				200-SEWER	111.29	300-GARBAG	32.95
	CONTRACT: CTC	AMOUNT OWED:	0.00	303-GARBAG	0.03	400-STORM	9.80
				500-TAX	2.71	650-PENALT	37.13
				700-SVC CH	17.88		
							BALANCE 637.71
33-0235-16-0	CORTEZ, CRUZ 811 W WASHINGTON	4/30/2014	9/12/2014	100-WATER	22.61	200-SEWER	29.32
				300-GARBAG	19.98	303-GARBAG	0.48
				400-STORM	5.29	500-TAX	1.66
				650-PENALT	2.11		
							BALANCE 81.45
33-0250-00-0	LEWIS, BLANCHE 173 N PADDOCK	10/30/2006	2/13/2007	100-WATER	57.41	200-SEWER	36.35
				300-GARBAG	28.30	303-GARBAG	0.97
				400-STORM	9.11	500-TAX	2.34

SEQUENCE: ACCOUNT NUMBER

ALL ACCOUNTS

WRITE OFF DATES: 0/00/0000 THRU 99/99/9999

BALANCES: NON ZERO BALANCES

Item 4.

ACCOUNT NO	NAME	LAST	BAD DEBT				
	SERVICE ADDRESS	BILL	DATE				
				650-PENALT	5.96	707-DEL CH	20.00
							BALANCE 160.44
33-0250-04-0	SHIPPER, TABBY LEA 173 N PADDOCK	9/30/2011	1/16/2012	100-WATER	73.46	200-SEWER	47.46
				300-GARBAG	13.26	303-GARBAG	0.34
				400-STORM	3.88	500-TAX	1.09
				650-PENALT	0.47		
							BALANCE 139.96
33-0275-06-0	STEWART, JASON 640 W WASHINGTON	5/30/2005	10/25/2005	100-WATER	31.44	200-SEWER	25.13
				300-GARBAG	21.55	400-STORM	7.18
				500-TAX	1.78	650-PENALT	2.18
							BALANCE 89.26
33-0280-02-0	REBECCA'S 544 W WASHINGTON	3/30/2006	5/15/2006	100-WATER	251.72	200-SEWER	203.55
				300-GARBAG	152.03	303-GARBAG	1.39
				400-STORM	46.52	500-TAX	12.55
				650-PENALT	16.74		
							BALANCE 684.50
33-0282-05-0	MILLS, THOMAS 106 S ERATH	6/30/2004	10/12/2004	100-WATER	33.96	200-SEWER	30.63
				300-GARBAG	28.82	400-STORM	8.28
				500-TAX	2.37	650-PENALT	3.63
							BALANCE 107.69
33-0282-08-0	TILLY, SARA ELIZABETH 106 S ERATH	5/30/2006	6/15/2006	100-WATER	33.43	200-SEWER	25.61
				300-GARBAG	14.69	303-GARBAG	0.35
				400-STORM	4.73	500-TAX	1.21
				650-PENALT	2.25		
							BALANCE 82.27
33-0282-09-0	CARPENTER, CAMERYN 106 S ERATH	2/29/2008	5/22/2008	100-WATER	34.24	200-SEWER	24.48
				300-GARBAG	14.67	303-GARBAG	0.59
				400-STORM	4.61	500-TAX	1.21
				650-PENALT	1.17		
							BALANCE 80.97
33-0285-02-0	SUNIGA, SYLVIA 630 W COLLEGE	7/30/2012	8/15/2012	100-WATER	41.22	200-SEWER	49.76
				300-GARBAG	19.63	303-GARBAG	0.48
				400-STORM	5.53	500-TAX	1.62
				650-PENALT	3.43		
							BALANCE 121.67
33-0285-04-0	IRIBARREN, ELIZABETH ASHLE 630 W COLLEGE	8/30/2013	11/15/2013	100-WATER	175.52	200-SEWER	111.63
				300-GARBAG	26.28	303-GARBAG	0.56
				400-STORM	7.40	500-TAX	2.17
				650-PENALT	19.92		
							BALANCE 343.48
33-0303-06-0	PRICE, ANGELA MICHELLE 560 W COLLEGE	8/30/2008	12/08/2008	100-WATER	10.37	200-SEWER	8.31
				300-GARBAG	6.42	303-GARBAG	0.51

SEQUENCE: ACCOUNT NUMBER

ALL ACCOUNTS

WRITE OFF DATES: 0/00/0000 THRU 99/99/9999

BALANCES: NON ZERO BALANCES

Item 4.

ACCOUNT NO	NAME	LAST	BAD DEBT					
	SERVICE ADDRESS	BILL	DATE					
				400-STORM	2.02	500-TAX	0.53	
							BALANCE	28.16
33-0305-05-0	RAINWATER, CLINT 512 W COLLEGE	12/30/2001	4/22/2002	100-WATER	26.21	200-SEWER	26.49	
				300-GARBAG	19.74	500-TAX	1.63	
				650-PENALT	2.78			
							BALANCE	76.85
33-0306-02-0	EYSSEN, CYNTHIA G. 555 W COLLEGE	8/30/2004	2/07/2005	100-WATER	20.79	200-SEWER	15.83	
				300-GARBAG	10.97	400-STORM	2.10	
				500-TAX	0.90			
							BALANCE	50.59
33-0306-07-0	GUTIERREZ, FRANCISCO MARTI 555 W COLLEGE	6/30/2008	10/17/2008	100-WATER	17.77	200-SEWER	20.82	
				300-GARBAG	13.03	303-GARBAG	1.00	
				400-STORM	2.73	500-TAX	1.08	
				650-PENALT	0.81			
							BALANCE	57.24
33-0306-11-0	BROWN, JESSICA JANE 555 W COLLEGE	6/30/2012	9/24/2012	100-WATER	20.87	200-SEWER	13.91	
				300-GARBAG	6.22	303-GARBAG	0.18	
				400-STORM	1.17	500-TAX	0.51	
							BALANCE	42.86
33-0307-01-1	CAHOON, JASON 565 W COLLEGE	10/30/2000	12/13/2001	100-WATER	5.17	200-SEWER	2.61	
				300-GARBAG	2.05	500-TAX	0.17	
							BALANCE	10.00
33-0367-03-0	RAYMOND, JENNIFER BRIANN 621 W GREEN	6/30/2012	9/24/2012	100-WATER	6.07	200-SEWER	12.90	
				300-GARBAG	4.76	303-GARBAG	0.13	
				400-STORM	1.34	500-TAX	0.39	
							BALANCE	25.59
33-0370-01-0	SMITH, STEVE 635 W GREEN	7/30/2000	2/09/2001	100-WATER	26.39	200-SEWER	30.96	
				300-GARBAG	19.14	500-TAX	1.58	
				650-PENALT	2.59			
							BALANCE	80.66
33-0394-12-0	SPEARS JR, SANBURN 741 W GREEN	11/30/2007	1/28/2008	100-WATER	24.13	200-SEWER	19.38	
				300-GARBAG	11.51	303-GARBAG	0.37	
				400-STORM	3.62	500-TAX	0.95	
				650-PENALT	0.43	702-DEL CH	20.00	
							BALANCE	80.39
33-0394-14-0	FERREIRA, JESSE 741 W GREEN	10/30/2008	1/26/2009	100-WATER	52.05	200-SEWER	41.97	
				300-GARBAG	13.57	303-GARBAG	0.97	
				400-STORM	4.27	500-TAX	1.13	
				650-PENALT	2.93			
							BALANCE	116.89

SEQUENCE: ACCOUNT NUMBER

ALL ACCOUNTS

WRITE OFF DATES: 0/00/0000 THRU 99/99/9999

BALANCES: NON ZERO BALANCES

Item 4.

ACCOUNT NO	NAME	LAST	BAD DEBT				
	SERVICE ADDRESS	BILL	DATE				
33-0394-17-0	SOTELO, DANNY MALCOLM 741 W GREEN	10/30/2012	12/13/2012	100-WATER	29.22	200-SEWER	21.87
				300-GARBAG	17.68	303-GARBAG	0.48
				400-STORM	4.98	500-TAX	1.46
				650-PENALT	1.95		
							BALANCE 77.64
33-0395-03-0	MOSER, DANIEL RAY 756 B W GREEN	8/30/2003	1/16/2004	100-WATER	40.60	200-SEWER	38.74
				300-GARBAG	31.65	400-STORM	9.09
				500-TAX	2.61	650-PENALT	4.12
				707-DEL CH	20.00		
							BALANCE 146.81
33-0395-06-0	PRADO, ABRAHAM 756 B W GREEN	2/28/2005	7/15/2005	100-WATER	26.49	200-SEWER	21.25
				300-GARBAG	14.06	400-STORM	4.46
				500-TAX	1.16	650-PENALT	2.27
							BALANCE 69.69
33-0395-08-0	BALDWIN, JACK DOUGLAS 756 B W GREEN	7/30/2006	11/07/2006	100-WATER	25.99	200-SEWER	23.21
				300-GARBAG	14.18	303-GARBAG	0.40
				400-STORM	4.57	500-TAX	1.17
				650-PENALT	1.33		
							BALANCE 70.85
33-0395-16-0	HOULIHAN, MATTHEW EMMET 756 B W GREEN	1/30/2009	5/22/2009	100-WATER	12.17	200-SEWER	10.37
				300-GARBAG	6.12	400-STORM	1.92
				500-TAX	0.50		
							BALANCE 31.08
33-0396-05-0	SMITH, JEREMY 756 W GREEN A	2/28/2005	4/18/2005	100-WATER	49.11	200-SEWER	39.41
				300-GARBAG	26.40	400-STORM	7.95
				500-TAX	2.18	650-PENALT	3.42
							BALANCE 128.47
33-0396-13-0	CLOPTON, LASHAWNDA KAYE 756 W GREEN A	7/30/2014	9/12/2014	100-WATER	36.23	200-SEWER	32.40
				300-GARBAG	20.80	303-GARBAG	0.53
				400-STORM	5.50	500-TAX	1.72
				650-PENALT	2.35		
							BALANCE 99.53
33-0398-03-0	CLARK, APRIL 755 W GREEN	11/30/2000	12/12/2000	100-WATER	59.86	200-SEWER	74.55
				300-GARBAG	30.32	500-TAX	2.49
				650-PENALT	10.37	700-SVC CH	17.12
							BALANCE 194.71
33-0398-07-0	MARTIN, KEITH 755 W GREEN	8/30/2012	9/24/2012	100-WATER	17.88	200-SEWER	24.66
				300-GARBAG	15.05	303-GARBAG	0.32
				400-STORM	4.24	500-TAX	1.24
				650-PENALT	1.86		

SEQUENCE: ACCOUNT NUMBER

ALL ACCOUNTS

WRITE OFF DATES: 0/00/0000 THRU 99/99/9999

BALANCES: NON ZERO BALANCES

Item 4.

ACCOUNT NO	NAME	LAST	BAD DEBT					
	SERVICE ADDRESS	BILL	DATE					BALANCE
								65.25
33-0404-00-0	MCKNIGHT, LAURA 762 W GREEN	11/30/1999	4/10/2000	100-WATER	32.44	200-SEWER	71.70	
				300-GARBAG	33.29	500-TAX	2.75	
				650-PENALT	6.96	700-SVC CH	16.19	
							BALANCE	163.33
33-0410-07-0	WRIGHT, APRIL 789 W GREEN	9/30/2010	1/14/2011	100-WATER	152.78	200-SEWER	96.11	
				300-GARBAG	22.61	400-STORM	6.73	
				500-TAX	1.86	650-PENALT	7.89	
							BALANCE	287.98
33-0414-00-0	NORRIS, JANICE 801 W GREEN	1/30/2003	6/13/2003	100-WATER	35.62	200-SEWER	35.35	
				300-GARBAG	31.56	400-STORM	9.07	
				500-TAX	2.60	650-PENALT	3.56	
							BALANCE	117.76
33-0414-05-0	CANTU, KEVIN 801 W GREEN	4/30/2001	12/13/2001	100-WATER	15.68	200-SEWER	18.63	
				300-GARBAG	10.17	500-TAX	0.83	
							BALANCE	45.31
33-0414-06-0	MCCOY, SUSAN 801 W GREEN	6/30/2002	10/18/2002	100-WATER	33.95	200-SEWER	33.08	
				300-GARBAG	26.67	500-TAX	2.20	
				650-PENALT	3.05	700-SVC CH	47.42	
							BALANCE	146.37
33-0414-11-0	KNELL, FRANK BLAZE 801 W GREEN	7/30/2007	8/29/2007	100-WATER	19.67	200-SEWER	15.79	
				300-GARBAG	9.79	303-GARBAG	0.23	
				400-STORM	3.08	500-TAX	0.81	
				650-PENALT	1.93			
							BALANCE	51.30
33-0414-17-0	SANDOVAL, JOSE 801 W GREEN	4/30/2012	8/15/2012	100-WATER	40.16	200-SEWER	35.44	
				300-GARBAG	22.72	303-GARBAG	0.74	
				400-STORM	6.64	500-TAX	1.88	
							BALANCE	107.58
33-0414-19-0	KILCREASE, DOUGLAS WAYNE 801 W GREEN	2/28/2014	7/10/2014	100-WATER	9.27	200-SEWER	8.60	
				300-GARBAG	8.38	303-GARBAG	0.18	
				400-STORM	2.36	500-TAX	0.69	
							BALANCE	29.48
33-0417-00-0	SECHRIST, JERRY G. 821 W GREEN	12/30/1999	7/11/2000	100-WATER	368.88	200-SEWER	84.19	
				300-GARBAG	30.64	500-TAX	2.52	
				650-PENALT	15.43	700-SVC CH	18.22	
							BALANCE	519.88
33-0417-02-0	JINKS, RONALD 821 W GREEN	3/30/2000	10/09/2000	100-WATER	36.96	200-SEWER	43.17	
				300-GARBAG	27.37	500-TAX	2.25	

SEQUENCE: ACCOUNT NUMBER

ALL ACCOUNTS

WRITE OFF DATES: 0/00/0000 THRU 99/99/9999

BALANCES: NON ZERO BALANCES

Item 4.

ACCOUNT NO	NAME	LAST	BAD DEBT					
	SERVICE ADDRESS	BILL	DATE					
				650-PENALT	6.57	700-SVC CH	14.94	
							BALANCE	131.26
33-0417-07-0	GREGORY, TIFFANY	1/30/2010	5/25/2010	100-WATER	26.58	200-SEWER	22.76	
	821 W GREEN			300-GARBAG	9.74	400-STORM	2.90	
				500-TAX	0.80			
							BALANCE	62.78
33-0418-03-0	MAXFIELD, ANNA	6/30/2006	7/26/2006	100-WATER	70.34	200-SEWER	94.91	
	830 W GREEN			300-GARBAG	28.97	303-GARBAG	0.65	
				400-STORM	9.33	500-TAX	2.39	
				650-PENALT	8.76			
							BALANCE	215.35
33-0422-10-0	RODRIGUEZ, CHRISTOPHER JOR	6/30/2012	9/24/2012	100-WATER	11.89	200-SEWER	18.61	
	841 W GREEN			300-GARBAG	11.32	303-GARBAG	0.32	
				400-STORM	3.31	500-TAX	0.94	
				650-PENALT	0.25			
							BALANCE	46.64
33-0424-04-0	KENDALL, STEVEN	6/30/2001	2/08/2002	100-WATER	11.20	200-SEWER	14.58	
	842 W GREEN			300-GARBAG	9.16	500-TAX	0.75	
							BALANCE	35.69
33-0424-07-0	RAMOS, VERONICA L	10/30/2003	1/16/2004	100-WATER	82.82	200-SEWER	81.50	
	842 W GREEN			300-GARBAG	33.96	400-STORM	9.76	
				500-TAX	2.79	650-PENALT	14.46	
							BALANCE	225.29
33-0424-14-0	SHORT, JONATHAN CHRIST	1/30/2010	2/25/2010	100-WATER	24.24	200-SEWER	20.57	
	842 W GREEN			300-GARBAG	15.24	400-STORM	4.53	
				500-TAX	1.25	650-PENALT	1.43	
							BALANCE	67.26
33-0424-18-0	RYAN, TIFFANY LYNN	5/30/2012	8/15/2012	100-WATER	53.50	200-SEWER	30.80	
	842 W GREEN			300-GARBAG	16.68	303-GARBAG	0.52	
				400-STORM	4.70	500-TAX	1.38	
				650-PENALT	1.83			
							BALANCE	109.41
33-0429-03-0	PEREZ, NICOLE	6/30/2009	9/23/2009	100-WATER	8.89	200-SEWER	14.49	
	816 W TARLETON			300-GARBAG	5.40	303-GARBAG	0.02	
				400-STORM	1.61	500-TAX	0.45	
							BALANCE	30.86
33-0429-06-0	WINSLOW, JACKI	5/30/2011	7/26/2011	100-WATER	21.62	200-SEWER	42.79	
	816 W TARLETON			300-GARBAG	16.78	303-GARBAG	0.49	
				400-STORM	4.90	500-TAX	1.39	
				650-PENALT	1.55			

SEQUENCE: ACCOUNT NUMBER

ALL ACCOUNTS

WRITE OFF DATES: 0/00/0000 THRU 99/99/9999

BALANCES: NON ZERO BALANCES

Item 4.

ACCOUNT NO	NAME	LAST	BAD DEBT					BALANCE	
	SERVICE ADDRESS	BILL	DATE						
								89.52	
33-0429-08-0	STOGSDILL, SHANDY	1/30/2013	5/29/2013	100-WATER	288.98	200-SEWER	16.82		
	816 W TARLETON			300-GARBAG	28.25	303-GARBAG	0.79		
				400-STORM	7.96	500-TAX	2.33		
				650-PENALT	31.84				
								BALANCE	376.97
33-0435-00-0	KENNY, DARLENE	6/30/2001	2/08/2002	100-WATER	28.92	200-SEWER	68.53		
	806 W TARLETON			300-GARBAG	31.82	500-TAX	2.62		
				650-PENALT	4.10	700-SVC CH	20.00		
								BALANCE	155.99
33-0438-02-0	LARA, ARTURA	1/30/2002	6/20/2002	100-WATER	31.82	200-SEWER	62.95		
	796 W TARLETON			300-GARBAG	28.14	500-TAX	2.32		
				650-PENALT	6.99	700-SVC CH	15.14		
								BALANCE	147.36
33-0445-06-0	LARA, HENRY	4/30/2004	10/12/2004	100-WATER	51.57	200-SEWER	35.80		
	786 B W TARLETON			300-GARBAG	29.97	400-STORM	8.61		
				500-TAX	2.47	650-PENALT	3.86		
								BALANCE	132.28
33-0448-04-0	LARA, HENRY	3/30/2004	10/12/2004	100-WATER	41.40	200-SEWER	45.46		
	786 A W TARLETON			300-GARBAG	28.86	400-STORM	8.29		
				500-TAX	2.38	650-PENALT	4.58		
								BALANCE	130.97
33-0452-00-0	HOWELL, W R	1/30/2005	7/15/2005	100-WATER	1,393.55	200-SEWER	89.24		
	759 W TARLETON			300-GARBAG	38.17	400-STORM	10.97		
				500-TAX	3.14	650-PENALT	62.99		
								BALANCE	1,598.06
33-0452-03-0	RIBBLE, STACEE RANAE	11/30/2006	12/27/2006	100-WATER	14.28	200-SEWER	11.40		
	759 W TARLETON			300-GARBAG	10.72	303-GARBAG	0.21		
				400-STORM	3.46	500-TAX	0.89		
				650-PENALT	0.58				
								BALANCE	41.54
33-0452-10-0	TOMAN, JOHNNY LEE	6/30/2012	8/15/2012	100-WATER	44.50	200-SEWER	34.39		
	759 W TARLETON			300-GARBAG	18.16	303-GARBAG	0.54		
	CONTRACT: 114	AMOUNT OWED:	0.00	400-STORM	5.12	500-TAX	1.50		
				650-PENALT	2.05				
								BALANCE	106.26
33-0455-03-0	NIX, LAVONNA RENELL	6/30/2006	11/07/2006	100-WATER	59.39	200-SEWER	59.65		
	751 W TARLETON			300-GARBAG	26.76	303-GARBAG	0.63		
	CONTRACT: CTC	AMOUNT OWED:	0.00	400-STORM	8.61	500-TAX	2.20		
				650-PENALT	5.18				

SEQUENCE: ACCOUNT NUMBER

ALL ACCOUNTS

WRITE OFF DATES: 0/00/0000 THRU 99/99/9999

BALANCES: NON ZERO BALANCES

Item 4.

ACCOUNT NO	NAME	LAST	BAD DEBT					
	SERVICE ADDRESS	BILL	DATE					BALANCE
								162.42
33-0458-00-0	HERNANDEZ, SIMON	5/31/1999	12/16/1999	100-WATER	21.62	200-SEWER	44.97	
	770 W TARLETON			300-GARBAG	15.63	500-TAX	1.29	
				650-PENALT	3.33			
								BALANCE 86.84
33-0458-01-0	KENNEDY, SUSAN	2/29/2000	4/10/2000	100-WATER	24.98	200-SEWER	28.00	
	770 W TARLETON			300-GARBAG	22.04	500-TAX	1.82	
				650-PENALT	2.03	700-SVC CH	12.84	
								BALANCE 91.71
33-0458-02-0	GREEN, LISA	5/30/2000	1/09/2001	100-WATER	31.60	200-SEWER	35.94	
	770 W TARLETON			300-GARBAG	26.29	500-TAX	2.17	
				650-PENALT	5.01	700-SVC CH	14.08	
								BALANCE 115.09
33-0458-05-0	FRAUSTO, ADRIANA R	7/30/2003	1/16/2004	100-WATER	69.51	200-SEWER	68.15	
	770 W TARLETON			300-GARBAG	31.38	400-STORM	9.02	
				500-TAX	2.58	650-PENALT	10.24	
								BALANCE 190.88
33-0458-08-0	HERNANDEZ, EDITH	10/31/2005	1/31/2006	100-WATER	120.19	200-SEWER	77.10	
	770 W TARLETON			300-GARBAG	26.31	400-STORM	8.77	
				500-TAX	2.17	650-PENALT	7.23	
								BALANCE 241.77
33-0470-04-0	ANDERSON, LUKE	9/30/2002	2/24/2003	100-WATER	25.76	200-SEWER	22.83	
	744 W TARLETON			300-GARBAG	10.21	400-STORM	1.35	
				500-TAX	0.84			
								BALANCE 60.99
33-0474-04-0	SNIDER, MEGAN	4/30/2005	6/22/2005	100-WATER	19.40	200-SEWER	19.16	
	729 W TARLETON			300-GARBAG	8.06	400-STORM	2.69	
				500-TAX	0.66			
								BALANCE 49.97
33-0474-05-0	KIRK, STEPHEN WAYNE	10/30/2006	2/13/2007	100-WATER	35.12	200-SEWER	22.43	
	729 W TARLETON			300-GARBAG	17.61	303-GARBAG	0.62	
				400-STORM	5.67	500-TAX	1.45	
				650-PENALT	2.16			
								BALANCE 85.06
33-0480-07-0	ODELL, KACEY	8/30/2009	12/03/2009	100-WATER	139.42	200-SEWER	22.28	
	707 W TARLETON			300-GARBAG	12.44	303-GARBAG	0.13	
				400-STORM	3.70	500-TAX	1.02	
								BALANCE 178.99
33-0484-02-0	CHANCE, EDDIE	9/30/2002	4/17/2003	100-WATER	528.49	200-SEWER	55.61	
	719 W TARLETON			300-GARBAG	31.40	400-STORM	3.29	

SEQUENCE: ACCOUNT NUMBER

ALL ACCOUNTS

WRITE OFF DATES: 0/00/0000 THRU 99/99/9999

BALANCES: NON ZERO BALANCES

Item 4.

ACCOUNT NO	NAME	LAST	BAD DEBT				
	SERVICE ADDRESS	BILL	DATE				
				500-TAX	2.58	650-PENALT	56.51
				700-SVC CH	19.11		
						BALANCE	696.99
33-0484-06-0	RADNEY, LINDA	8/30/2004	2/07/2005	100-WATER	24.51	200-SEWER	23.24
	719 W TARLETON			300-GARBAG	14.04	400-STORM	4.03
				500-TAX	1.16		
						BALANCE	66.98
33-0490-03-0	COLE, RONALD	6/30/2011	8/25/2011	100-WATER	62.25	200-SEWER	48.31
	468 N PADDOCK			300-GARBAG	26.25	303-GARBAG	0.81
				400-STORM	7.68	500-TAX	2.17
				650-PENALT	4.83		
						BALANCE	152.30
33-0498-03-0	MOORE, MISTY	7/30/2008	12/08/2008	100-WATER	44.57	200-SEWER	35.48
	716 W SLOAN			300-GARBAG	13.26	303-GARBAG	1.00
				400-STORM	2.78	500-TAX	1.10
				650-PENALT	3.46		
						BALANCE	101.65
33-0504-04-0	RODRIQUEZ, JIMMY	9/30/2005	11/23/2005	100-WATER	74.57	200-SEWER	66.60
	754 W SLOAN			300-GARBAG	22.42	400-STORM	8.07
				500-TAX	1.84	650-PENALT	9.60
				706-TRANSF	18.83		
						BALANCE	201.93
33-2420-01-0	KROEN, STEVE	4/30/2002	9/26/2002	100-WATER	34.04	200-SEWER	34.67
	700 W WASHINGTON # D			300-GARBAG	23.94	500-TAX	1.98
				650-PENALT	4.68		
						BALANCE	99.31
***** BOOK TOTALS ***** ACCTS: 135				100-WATER	8,764.86	102-WATER	213.03
				200-SEWER	5,940.27	300-GARBAG	2,841.37
				303-GARBAG	27.78	400-STORM	591.44
				500-TAX	234.29	650-PENALT	677.79
				700-SVC CH	565.81	702-DEL CH	51.08
				706-TRANSF	38.83	707-DEL CH	60.00
						BALANCE	20,006.55

SEQUENCE: ACCOUNT NUMBER

ALL ACCOUNTS

WRITE OFF DATES: 0/00/0000 THRU 99/99/9999

BALANCES: NON ZERO BALANCES

Item 4.

ACCOUNT NO	NAME	LAST	BAD DEBT				
	SERVICE ADDRESS	BILL	DATE				
34-0021-01-0	CONNER, TINA 1521 W GROESBECK	9/15/2004	4/18/2005	100-WATER	127.25	200-SEWER	117.37
				300-GARBAG	29.86	400-STORM	8.58
				500-TAX	2.46	650-PENALT	12.29
							BALANCE 297.81
34-0021-02-0	BOONE, DANIEL 1521 W GROESBECK	11/15/2004	4/18/2005	100-WATER	27.32	200-SEWER	21.85
				300-GARBAG	21.29	400-STORM	6.12
				500-TAX	1.75	650-PENALT	1.08
							BALANCE 79.41
34-0022-01-0	SMITH, MANDY LEE 1530 W GROESBECK	2/15/2009	4/20/2009	100-WATER	29.34	200-SEWER	51.11
				300-GARBAG	22.85	303-GARBAG	0.27
				400-STORM	7.18	500-TAX	1.89
				650-PENALT	3.88		
							BALANCE 116.52
34-0030-11-0	CRUZ, THOMAS 1531 W GROESBECK	8/15/2012	12/13/2012	100-WATER	84.62	200-SEWER	74.84
				300-GARBAG	24.44	303-GARBAG	0.54
				400-STORM	6.88	500-TAX	2.02
				650-PENALT	7.70		
							BALANCE 201.04
34-0040-00-0	PAULSON, TABITHA 680 S FIFTH	4/15/2001	12/13/2001	100-WATER	34.97	200-SEWER	38.74
				300-GARBAG	22.68	500-TAX	1.87
				650-PENALT	4.89	700-SVC CH	43.93
							BALANCE 147.08
34-0040-17-0	FAILS, JENNIFER 680 S FIFTH	9/15/2009	1/14/2010	100-WATER	14.23	200-SEWER	15.32
				300-GARBAG	7.95	400-STORM	2.37
				500-TAX	0.65		
							BALANCE 40.52
34-0040-18-0	CRAWFORD, JESSICA 680 S FIFTH	12/15/2009	1/14/2010	100-WATER	11.85	200-SEWER	10.02
				300-GARBAG	9.08	400-STORM	2.70
				500-TAX	0.75	650-PENALT	0.61
							BALANCE 35.01
34-0044-01-0	WEEDMAN, NICOLE M 671 S FIFTH	7/15/2003	1/16/2004	100-WATER	339.77	200-SEWER	103.59
				300-GARBAG	35.39	400-STORM	10.17
				500-TAX	2.92	650-PENALT	10.24
							BALANCE 502.08
34-0044-04-0	OLVERA, ARMANDO 671 S FIFTH	1/15/2006	3/24/2006	100-WATER	14.78	200-SEWER	21.26
				300-GARBAG	7.87	400-STORM	2.54
				500-TAX	0.65		
							BALANCE 47.10
34-0054-02-0	PLUMLEE, SHANNON 610 S FIFTH	4/15/1999	12/16/1999	100-WATER	18.07	200-SEWER	20.88
				300-GARBAG	14.04	500-TAX	1.16

SEQUENCE: ACCOUNT NUMBER

ALL ACCOUNTS

WRITE OFF DATES: 0/00/0000 THRU 99/99/9999

BALANCES: NON ZERO BALANCES

Item 4.

ACCOUNT NO	NAME	LAST	BAD DEBT					
	SERVICE ADDRESS	BILL	DATE					
				650-PENALT	1.76			BALANCE 55.91
34-0054-04-0	ESCAMILLA, ERNEST 610 S FIFTH	5/15/2000	10/05/2000	100-WATER	43.97	200-SEWER	87.57	
				300-GARBAG	26.99	500-TAX	2.22	
				650-PENALT	4.86	700-SVC CH	16.05	
								BALANCE 181.66
34-0054-09-0	URTIZ, EVERARDO 610 S FIFTH	8/15/2012	8/15/2012	100-WATER	113.81	200-SEWER	111.44	
				300-GARBAG	31.95	303-GARBAG	0.72	
				400-STORM	9.00	500-TAX	2.64	
				650-PENALT	11.04	707-DEL CH	20.00	
								BALANCE 300.60
34-0055-04-0	BARBEE, KIMBERLY MERICL 1640 W CAGE	1/15/2007	3/27/2007	100-WATER	14.50	200-SEWER	11.66	
				300-GARBAG	5.30	303-GARBAG	0.08	
				400-STORM	1.70	500-TAX	0.44	
								BALANCE 33.68
34-0055-05-0	LLOYD, KENDRA LEAH 1640 W CAGE	6/15/2007	8/29/2007	100-WATER	30.03	200-SEWER	24.11	
				300-GARBAG	14.45	303-GARBAG	0.34	
				400-STORM	4.54	500-TAX	1.20	
				650-PENALT	1.66			
								BALANCE 76.33
34-0055-10-0	BROWN, ANDREA JO 1640 W CAGE	2/15/2011	5/25/2011	100-WATER	11.40	200-SEWER	10.21	
				300-GARBAG	5.83	303-GARBAG	0.05	
				400-STORM	1.74	500-TAX	0.48	
								BALANCE 29.71
34-0060-05-0	COOKE, PAMELA FAE 1642 W CAGE	10/15/2010	12/02/2010	100-WATER	16.11	200-SEWER	20.18	
				300-GARBAG	11.88	400-STORM	3.54	
				500-TAX	0.98	650-PENALT	1.03	
								BALANCE 53.72
34-0065-02-0	MULLINS, BRANDY 1660 W CAGE	2/15/2003	6/13/2003	100-WATER	21.09	200-SEWER	21.46	
				300-GARBAG	15.05	400-STORM	4.32	
				500-TAX	1.24			
								BALANCE 63.16
34-0065-08-0	WILLIAMS, CHARLES BRAD 1660 W CAGE	10/15/2009	2/25/2010	100-WATER	30.47	200-SEWER	25.96	
				300-GARBAG	15.53	303-GARBAG	0.01	
				400-STORM	4.62	500-TAX	1.28	
				650-PENALT	1.68			
								BALANCE 79.55
34-0070-02-0	HAGAN, SHAWNA 615 S SIXTH	10/15/2000	5/25/2001	100-WATER	17.14	200-SEWER	19.75	
				300-GARBAG	13.43	500-TAX	1.10	
								BALANCE 51.42

SEQUENCE: ACCOUNT NUMBER

ALL ACCOUNTS

WRITE OFF DATES: 0/00/0000 THRU 99/99/9999

BALANCES: NON ZERO BALANCES

Item 4.

ACCOUNT NO	NAME	LAST	BAD DEBT				
	SERVICE ADDRESS	BILL	DATE				
34-0082-01-0	MONCRIEF, SCOTT 630 S SIXTH	12/15/2000	7/06/2001	100-WATER	68.74	200-SEWER	53.41
				300-GARBAG	26.23	500-TAX	2.16
				650-PENALT	8.89	700-SVC CH	16.58
							BALANCE 176.01
34-0094-03-0	COLLINS, MICHAEL 1655 W GROESBECK	2/15/2005	4/18/2005	100-WATER	85.95	200-SEWER	69.21
				300-GARBAG	28.87	400-STORM	8.72
				500-TAX	2.38	650-PENALT	7.68
							BALANCE 202.81
34-0100-03-0	FUENTES, ANGEL 1625 W GROESBECK	2/15/2004	7/08/2004	100-WATER	27.56	200-SEWER	38.34
				300-GARBAG	17.90	400-STORM	5.14
				500-TAX	1.48	706-TRANSF	18.37
							BALANCE 108.79
34-0100-05-0	STEVENS, TRAVIS DALE 1625 W GROESBECK	7/15/2005	8/29/2005	100-WATER	65.24	200-SEWER	47.61
				300-GARBAG	27.71	400-STORM	9.24
				500-TAX	2.28	650-PENALT	1.64
							BALANCE 153.72
34-0105-07-0	GAINES, TERRA 690 S FIFTH	5/15/2006	7/26/2006	100-WATER	33.53	200-SEWER	18.13
				300-GARBAG	12.21	303-GARBAG	0.32
				400-STORM	3.93	500-TAX	1.01
							BALANCE 69.13
34-0105-21-0	CURRY, CHRISTOPHER 690 S FIFTH	9/15/2012	12/13/2012	100-WATER	22.56	200-SEWER	21.07
				300-GARBAG	11.22	303-GARBAG	0.33
				400-STORM	3.16	500-TAX	0.93
							BALANCE 59.27
34-0105-22-1	KENNEDY, TRACY 690 S FIFTH	11/15/2012	2/04/2013	100-WATER	18.09	200-SEWER	16.40
				300-GARBAG	12.12	303-GARBAG	0.38
				400-STORM	3.41	500-TAX	1.00
				650-PENALT	0.19		
							BALANCE 51.59
34-0114-04-0	LYNN, RICHARD 1610 W GROESBECK	6/15/2004	8/20/2004	100-WATER	58.52	200-SEWER	45.51
				300-GARBAG	35.26	400-STORM	10.13
				500-TAX	2.90	650-PENALT	4.66
							BALANCE 156.98
34-0118-00-0	SALDIVAR, ALICIA 1650 W GROESBECK	2/15/2000	9/13/2000	100-WATER	15.68	200-SEWER	18.47
				300-GARBAG	14.05	500-TAX	1.16
							BALANCE 49.36
34-0118-06-0	KRUEGER, CHAD 1650 W GROESBECK	7/15/2004	2/07/2005	100-WATER	91.34	200-SEWER	38.85
				300-GARBAG	21.08	400-STORM	6.06
				500-TAX	1.73	650-PENALT	4.62

SEQUENCE: ACCOUNT NUMBER

ALL ACCOUNTS

WRITE OFF DATES: 0/00/0000 THRU 99/99/9999

BALANCES: NON ZERO BALANCES

Item 4.

ACCOUNT NO	NAME	LAST	BAD DEBT					
	SERVICE ADDRESS	BILL	DATE					BALANCE
								163.68
34-0118-07-0	ROWLAND, REID 1650 W GROESBECK	4/15/2008	4/21/2008	100-WATER	29.83	200-SEWER	30.41	
				300-GARBAG	15.46	303-GARBAG	0.90	
				400-STORM	4.86	500-TAX	1.28	
								BALANCE 82.74
34-0120-00-0	RAYBOURN, DANIEL 1660 W GROESBECK	12/15/2001	4/22/2002	100-WATER	30.13	200-SEWER	30.83	
				300-GARBAG	13.32	500-TAX	1.10	
								BALANCE 75.38
34-0120-01-0	LUNA, SANDRA 1660 W GROESBECK	7/15/2002	12/02/2002	100-WATER	20.65	200-SEWER	20.95	
				300-GARBAG	15.09	500-TAX	1.25	
								BALANCE 57.94
34-0120-06-0	CHAMBERLIN, GEORGEANNE 1660 W GROESBECK	10/15/2005	1/31/2006	100-WATER	31.10	200-SEWER	24.95	
				300-GARBAG	16.27	400-STORM	5.42	
				500-TAX	1.34	650-PENALT	1.58	
								BALANCE 80.66
34-0120-13-0	SCHOUTEN, JUSTIN 1660 W GROESBECK	4/15/2011	4/25/2011	100-WATER	9.77	200-SEWER	11.45	
				300-GARBAG	8.84	303-GARBAG	0.22	
				400-STORM	2.59	500-TAX	0.73	
				650-PENALT	0.16			
								BALANCE 33.76
34-0122-01-0	RASBERRY, DEDE 690 S SIXTH	9/15/1999	4/10/2000	100-WATER	10.74	200-SEWER	12.04	
				300-GARBAG	9.46	500-TAX	0.78	
								BALANCE 33.02
34-0122-08-0	ROBINSON, AGNES 690 S SIXTH	12/15/2011	3/27/2012	100-WATER	24.14	200-SEWER	33.79	
				300-GARBAG	14.27	303-GARBAG	0.39	
				400-STORM	4.17	500-TAX	1.18	
				650-PENALT	2.09			
								BALANCE 80.03
34-0125-08-0	DUPUY, FREEDOM MICHELL 1707 W GROESBECK	9/15/2005	12/28/2005	100-WATER	41.57	200-SEWER	33.47	
				300-GARBAG	13.18	400-STORM	4.39	
				500-TAX	1.09			
								BALANCE 93.70
34-0126-00-0	PHELPS, CATHRINE 1709 W GROESBECK	9/15/1999	4/10/2000	100-WATER	28.94	200-SEWER	39.27	
				300-GARBAG	21.67	500-TAX	1.79	
				650-PENALT	3.21	700-SVC CH	14.64	
								BALANCE 109.52
34-0126-01-0	TAYLOR, MATTHEW 1709 W GROESBECK	8/15/2003	1/16/2004	100-WATER	97.48	200-SEWER	118.37	
				300-GARBAG	34.32	400-STORM	9.86	
				500-TAX	2.83	650-PENALT	10.94	

SEQUENCE: ACCOUNT NUMBER

ALL ACCOUNTS

WRITE OFF DATES: 0/00/0000 THRU 99/99/9999

BALANCES: NON ZERO BALANCES

Item 4.

ACCOUNT NO	NAME	LAST	BAD DEBT					
	SERVICE ADDRESS	BILL	DATE					BALANCE
								273.80
34-0126-03-0	BLEEKER, BILLY	12/15/1999	7/11/2000	100-WATER	66.23	200-SEWER	80.14	
	1709 W GROESBECK			300-GARBAG	32.19	500-TAX	2.65	
				650-PENALT	11.10	700-SVC CH	16.47	
								BALANCE 208.78
34-0126-04-0	RIILI, JOHN	8/15/2000	9/13/2000	100-WATER	72.84	200-SEWER	72.09	
	1709 W GROESBECK			300-GARBAG	33.78	500-TAX	2.78	
				650-PENALT	10.27	700-SVC CH	52.66	
								BALANCE 244.42
34-0126-05-0	MURRELL, DEAN	7/15/2002	12/02/2002	100-WATER	35.61	200-SEWER	40.43	
	1709 W GROESBECK			300-GARBAG	23.87	500-TAX	1.97	
				650-PENALT	3.29	700-SVC CH	15.01	
								BALANCE 120.18
34-0126-06-0	TAYLOR, JUANITA	1/15/2004	2/24/2004	100-WATER	47.18	200-SEWER	45.35	
	1709 W GROESBECK			300-GARBAG	32.15	400-STORM	9.24	
				500-TAX	2.65	650-PENALT	7.84	
								BALANCE 144.41
34-0126-25-0	ARY, JESSICA LARAE	9/15/2013	12/19/2013	100-WATER	26.16	200-SEWER	23.54	
	1709 W GROESBECK			300-GARBAG	18.25	303-GARBAG	0.38	
				400-STORM	5.14	500-TAX	1.51	
				650-PENALT	1.97			
								BALANCE 76.95
34-0127-02-0	STROUT, REGGIE/KALANI L	9/15/2001	4/22/2002	100-WATER	27.77	200-SEWER	27.53	
	1711 W GROESBECK			300-GARBAG	24.03	500-TAX	1.98	
				650-PENALT	1.93	700-SVC CH	24.31	
								BALANCE 107.55
34-0127-14-0	LEE, DORON	12/15/2008	4/20/2009	100-WATER	49.58	200-SEWER	41.55	
	1711 W GROESBECK			300-GARBAG	19.81	303-GARBAG	0.82	
				400-STORM	6.23	500-TAX	1.64	
				650-PENALT	3.47			
								BALANCE 123.10
34-0137-01-0	HOLMAN, MICHAEL D JR	1/15/2007	5/18/2007	100-WATER	29.09	200-SEWER	36.79	
	1724 W GROESBECK			300-GARBAG	11.07	303-GARBAG	0.16	
				400-STORM	3.57	500-TAX	0.92	
				700-SVC CH	1.70	701-CONN	1.70	
								BALANCE 85.00
34-0137-03-0	MENDOZA, CRYSTAL	7/15/2011	10/24/2011	100-WATER	53.01	200-SEWER	40.16	
	1724 W GROESBECK			300-GARBAG	12.07	303-GARBAG	0.34	
				400-STORM	3.53	500-TAX	1.00	
								BALANCE 110.11

SEQUENCE: ACCOUNT NUMBER

ALL ACCOUNTS

WRITE OFF DATES: 0/00/0000 THRU 99/99/9999

BALANCES: NON ZERO BALANCES

Item 4.

ACCOUNT NO	NAME	LAST	BAD DEBT					
	SERVICE ADDRESS	BILL	DATE					
34-0217-00-0	MCWRIGHT, JASON 1690 W HYMAN	1/15/2000	4/10/2000	100-WATER	22.63	200-SEWER	24.25	
				300-GARBAG	23.32	500-TAX	1.92	
				650-PENALT	2.03	700-SVC CH	12.84	
							BALANCE	86.99
34-0217-05-0	HALLMARK, LATOSHA 1690 W HYMAN	8/15/2002	2/24/2003	100-WATER	20.04	200-SEWER	19.40	
				300-GARBAG	21.16	500-TAX	1.75	
				650-PENALT	1.32	700-SVC CH	26.86	
							BALANCE	90.53
34-0217-11-0	NAIL, JOHN 1690 W HYMAN	1/15/2012	4/27/2012	100-WATER	101.92	200-SEWER	91.03	
				300-GARBAG	18.20	303-GARBAG	0.47	
				400-STORM	5.32	500-TAX	1.51	
				650-PENALT	4.60			
							BALANCE	223.05
34-0217-12-0	BIVINS, RUBY VIRGINIA 1690 W HYMAN	5/15/2012	8/15/2012	100-WATER	22.50	200-SEWER	20.57	
				300-GARBAG	11.31	303-GARBAG	0.35	
				400-STORM	3.19	500-TAX	0.93	
							BALANCE	58.85
34-0217-13-0	SALTER, BRANDIE 1690 W HYMAN	11/15/2012	12/13/2012	100-WATER	10.46	200-SEWER	9.31	
				300-GARBAG	8.62	303-GARBAG	0.27	
				400-STORM	2.43	500-TAX	0.71	
							BALANCE	31.80
34-0217-14-0	WALTON, ASHLEY 1690 W HYMAN	4/15/2013	8/14/2013	100-WATER	44.55	200-SEWER	46.75	
				300-GARBAG	19.84	303-GARBAG	0.59	
				400-STORM	5.59	500-TAX	1.64	
				650-PENALT	2.59	700-SVC CH	20.00	
							BALANCE	141.55
34-0217-15-0	GEE, CRYSTAL DAWN 1690 W HYMAN	4/15/2014	7/10/2014	100-WATER	59.42	102-WATER	46.35	
				200-SEWER	67.25	300-GARBAG	26.28	
	CONTRACT: CTC	AMOUNT OWED:	0.00	303-GARBAG	0.62	400-STORM	6.95	
	CONTRACT: 114	AMOUNT OWED:	0.00	500-TAX	2.18	650-PENALT	6.81	
							BALANCE	215.86
34-0219-00-0	KIMBALL, BOB 1695 W HYMAN	9/15/1999	4/10/2000	100-WATER	119.04	650-PENALT	9.88	
				700-SVC CH	40.00			
							BALANCE	168.92
34-0230-07-0	PARROTT, DARYL LYNN 1665 W HYMAN	1/15/2004	7/08/2004	100-WATER	42.22	200-SEWER	41.51	
				300-GARBAG	17.80	400-STORM	6.82	
				500-TAX	1.47	650-PENALT	2.51	
							BALANCE	112.33
34-0236-02-0	BARBEE, STEVE 1630 W HYMAN	1/15/2002	6/20/2002	100-WATER	61.90	200-SEWER	56.22	
				300-GARBAG	18.19	500-TAX	1.50	

SEQUENCE: ACCOUNT NUMBER

ALL ACCOUNTS

WRITE OFF DATES: 0/00/0000 THRU 99/99/9999

BALANCES: NON ZERO BALANCES

Item 4.

ACCOUNT NO	NAME	LAST	BAD DEBT					BALANCE
	SERVICE ADDRESS	BILL	DATE					
								137.81
34-0236-06-0	DANIELS, JUSTIN 1630 W HYMAN	4/15/2007	8/29/2007	100-WATER	30.62	200-SEWER	23.32	
				300-GARBAG	11.77	303-GARBAG	0.19	
				400-STORM	3.70	500-TAX	0.97	
								BALANCE 70.57
34-0240-00-0	PRADO, RACHEL 1610 W HYMAN	2/15/2004	7/08/2004	100-WATER	19.19	200-SEWER	22.07	
				300-GARBAG	18.56	400-STORM	7.11	
				500-TAX	1.53			
								BALANCE 68.46
34-0240-01-0	TURNEY, CYNTHIA 1610 W HYMAN	8/15/2004	2/07/2005	100-WATER	55.81	200-SEWER	47.33	
				300-GARBAG	21.78	400-STORM	8.35	
				500-TAX	1.79	650-PENALT	2.68	
								BALANCE 137.74
34-0240-02-0	HEAD, RONNIE DALE 1610 W HYMAN	12/15/2004	6/22/2005	100-WATER	54.48	200-SEWER	43.73	
				300-GARBAG	30.32	400-STORM	11.62	
				500-TAX	2.50	650-PENALT	4.56	
								BALANCE 147.21
34-0240-03-0	PHILLIPS, KRISTY ANN 1610 W HYMAN	3/15/2005	7/15/2005	100-WATER	52.08	200-SEWER	41.83	
				300-GARBAG	23.35	400-STORM	9.99	
				500-TAX	1.92	650-PENALT	6.57	
								BALANCE 135.74
34-0248-00-1	AGUIRRE, GUADALUPE RUIZ 1570 W HYMAN	2/15/2004	2/07/2005	100-WATER	62.96	102-WATER	74.76	
				200-SEWER	35.73	300-GARBAG	16.55	
				400-STORM	4.76	500-TAX	1.36	
				650-PENALT	5.53			
								BALANCE 201.65
34-0260-01-0	OHL, JENNIFER 1545 W HYMAN	6/15/2005	8/29/2005	100-WATER	47.31	200-SEWER	34.43	
				300-GARBAG	15.33	400-STORM	5.11	
				500-TAX	1.26			
								BALANCE 103.44
34-0260-05-0	HILL, LAURA ROSE 1545 W HYMAN	7/15/2006	11/07/2006	100-WATER	37.66	200-SEWER	26.78	
				300-GARBAG	7.98	303-GARBAG	0.23	
				400-STORM	2.57	500-TAX	0.66	
								BALANCE 75.88
34-0280-00-0	AVILES, LEONARDO 820 S LILLIAN	9/15/2009	1/14/2010	100-WATER	33.85	200-SEWER	28.55	
				300-GARBAG	46.85	303-GARBAG	0.29	
				400-STORM	8.42	500-TAX	3.87	
				650-PENALT	3.57			
								BALANCE 125.40
34-0314-00-0	LORTA, HILDA 830 S LILLIAN	11/15/2005	12/28/2005	100-WATER	118.69	200-SEWER	21.41	
				300-GARBAG	13.65	400-STORM	4.55	

SEQUENCE: ACCOUNT NUMBER

ALL ACCOUNTS

WRITE OFF DATES: 0/00/0000 THRU 99/99/9999

BALANCES: NON ZERO BALANCES

Item 4.

ACCOUNT NO	NAME	LAST	BAD DEBT					
	SERVICE ADDRESS	BILL	DATE					
				500-TAX	1.13			BALANCE 159.43
34-0420-01-0	STEWARTS CAR WASH 1010 S SECOND	3/15/2002	7/26/2002	100-WATER 300-GARBAG	254.03 164.03	200-SEWER 500-TAX	214.82 13.53	BALANCE 646.41
34-0480-00-0	J.J.'S FASTRAC #2211 1499 W SOUTH LOOP	7/15/2002	12/02/2002	100-WATER 300-GARBAG	110.32 218.63	200-SEWER 500-TAX	121.34 18.04	BALANCE 468.33
34-0502-04-1	LOUDERMILK, KYLIE E. 1457 MELISSA	8/15/2003	1/31/2006	100-WATER 300-GARBAG 500-TAX 700-SVC CH	13.73 7.89 0.65 2.59	200-SEWER 400-STORM 650-PENALT	23.14 2.26 0.78	BALANCE 51.04
34-0526-06-0	BOYD, MAILE MAYE 1370 W SOUTH LOOP	4/15/2007	8/29/2007	100-WATER 300-GARBAG 400-STORM 650-PENALT	49.56 17.35 5.45 4.22	200-SEWER 303-GARBAG 500-TAX	52.84 0.23 1.43	BALANCE 131.08
34-0540-06-0	SANDOVAL, RITA MARIE 1330 W SOUTH LOOP	1/15/2010	5/25/2010	100-WATER 300-GARBAG 500-TAX	28.79 12.00 0.99	200-SEWER 400-STORM 650-PENALT	24.62 3.58 2.21	BALANCE 72.19
34-0544-02-0	VICTORY, PAM 1320 W SOUTH LOOP	12/15/2000	7/06/2001	100-WATER 300-GARBAG 650-PENALT	48.97 19.81 4.93	200-SEWER 500-TAX 700-SVC CH	61.08 1.63 2.60	BALANCE 139.02
34-0544-04-0	FINNER, RICHARD 1320 W SOUTH LOOP	12/15/2001	4/22/2002	100-WATER 300-GARBAG 650-PENALT	40.63 23.79 3.48	200-SEWER 500-TAX 700-SVC CH	42.06 1.96 14.98	BALANCE 126.90
34-0544-05-0	DICKINSON, BRANDY 1320 W SOUTH LOOP	12/15/2002	6/13/2003	100-WATER 300-GARBAG 500-TAX	42.37 18.84 1.55	200-SEWER 400-STORM 700-SVC CH	43.58 5.41 13.12	BALANCE 124.87
34-0544-07-0	BEILER, KRISTEN 1320 W SOUTH LOOP	6/15/2004	7/08/2004	100-WATER 300-GARBAG 500-TAX	22.41 11.56 0.95	200-SEWER 400-STORM	17.81 3.32	BALANCE 56.05
34-0546-03-0	HAYNES, KEITH DWAYNE 1339 MELISSA	9/15/2005	12/28/2005	100-WATER 300-GARBAG	34.63 18.63	200-SEWER 400-STORM	31.41 6.21	

SEQUENCE: ACCOUNT NUMBER

ALL ACCOUNTS

WRITE OFF DATES: 0/00/0000 THRU 99/99/9999

BALANCES: NON ZERO BALANCES

Item 4.

ACCOUNT NO	NAME	LAST	BAD DEBT					
	SERVICE ADDRESS	BILL	DATE					
				500-TAX	1.53	650-PENALT	2.58	
							BALANCE	94.99
34-0562-00-0	KENNEDY, VIRGINIA 1350 MELISSA	3/15/2007	3/27/2007	100-WATER	28.33	200-SEWER	44.46	
				300-GARBAG	24.35	303-GARBAG	0.28	
				400-STORM	7.73	500-TAX	2.01	
				700-SVC CH	30.00	702-DEL CH	20.00	
							BALANCE	157.16
34-0562-05-0	COOPER, BROOKE 1350 MELISSA	6/15/2008	10/17/2008	100-WATER	70.52	200-SEWER	54.04	
				300-GARBAG	19.47	303-GARBAG	1.42	
				400-STORM	6.12	500-TAX	1.61	
				650-PENALT	5.96			
							BALANCE	159.14
34-0562-06-0	DITTOE, JOHN GALEN 1350 MELISSA	9/15/2008	10/17/2008	100-WATER	28.33	200-SEWER	22.82	
				300-GARBAG	9.40	303-GARBAG	0.66	
				400-STORM	2.96	500-TAX	0.78	
				700-SVC CH	1.52	701-CONN	1.52	
							BALANCE	67.99
34-0604-03-0	WOODS, LARRY 1440 MELISSA	5/15/2006	7/26/2006	100-WATER	51.47	200-SEWER	59.35	
				300-GARBAG	17.73	303-GARBAG	0.42	
				400-STORM	5.71	500-TAX	1.46	
				650-PENALT	3.88			
							BALANCE	140.02
34-0606-01-0	ROBERTS, RICHARD 1450 MELISSA	1/15/2007	5/18/2007	100-WATER	23.09	200-SEWER	23.98	
				300-GARBAG	12.32	303-GARBAG	0.18	
				400-STORM	3.97	500-TAX	1.02	
				650-PENALT	1.38			
							BALANCE	65.94
34-0652-00-0	CHANDLER, KAREN 1471 KAYLOCK	8/16/1999	3/09/2000	100-WATER	137.50	200-SEWER	36.52	
				300-GARBAG	22.95	500-TAX	1.90	
				650-PENALT	5.59	700-SVC CH	46.70	
							BALANCE	251.16
34-0666-00-0	KEETER, BOB 1430 LOCKWOOD	6/15/2006	7/26/2006	100-WATER	33.59	200-SEWER	21.30	
				300-GARBAG	15.75	303-GARBAG	0.41	
				400-STORM	5.07	500-TAX	1.30	
							BALANCE	77.42
34-0682-05-0	HODGES, JACOB KENDALL 1387 KAYLOCK	5/15/2004	12/02/2004	100-WATER	32.10	200-SEWER	27.80	
				300-GARBAG	16.37	400-STORM	4.70	
				500-TAX	1.35			
							BALANCE	82.32
34-0750-02-0	TINNEY, SHEILA GAY 106 BEACH DR	8/15/2014	9/12/2014	100-WATER	55.15	200-SEWER	49.78	
				300-GARBAG	24.80	303-GARBAG	0.63	

SEQUENCE: ACCOUNT NUMBER

ALL ACCOUNTS

WRITE OFF DATES: 0/00/0000 THRU 99/99/9999

BALANCES: NON ZERO BALANCES

Item 4.

ACCOUNT NO	NAME	LAST	BAD DEBT				
	SERVICE ADDRESS	BILL	DATE				
				400-STORM	6.56	500-TAX	2.06
				650-PENALT	5.02		
						BALANCE	144.00
34-0760-01-0	NEWMAN, SHANE 1115 ALEXANDER RD	6/15/2002	9/26/2002	100-WATER	22.72	300-GARBAG	22.62
				500-TAX	1.86	650-PENALT	1.43
				700-SVC CH	26.28		
						BALANCE	74.91
34-0760-03-0	LOGAN, RANDALL 1115 ALEXANDER RD	9/15/2000	2/09/2001	100-WATER	14.47	300-GARBAG	12.21
				500-TAX	1.01	650-PENALT	0.75
				700-SVC CH	6.30		
						BALANCE	34.74
34-0874-00-0	LANDRUM, BERTIE 1380 KAYLOCK	1/15/2006	5/15/2006	100-WATER	28.41	200-SEWER	28.44
				300-GARBAG	16.13	400-STORM	5.29
				500-TAX	1.33		
						BALANCE	79.60
34-0876-02-0	GRAHAM, KRISTEN 1390 KAYLOCK	9/15/2010	1/14/2011	100-WATER	34.25	200-SEWER	32.07
				300-GARBAG	11.06	400-STORM	3.29
				500-TAX	0.91	650-PENALT	2.02
						BALANCE	83.60
34-0934-01-0	BABB, ELISE MARIE 1440 KAYLOCK	4/15/2010	8/09/2010	100-WATER	6.45	200-SEWER	11.95
				300-GARBAG	5.91	400-STORM	1.76
				500-TAX	0.49		
						BALANCE	26.56
34-0934-02-0	MCCORMICK, GREGORY PAUL 1440 KAYLOCK	6/15/2012	9/24/2012	100-WATER	110.26	200-SEWER	48.11
				300-GARBAG	13.09	303-GARBAG	0.38
				400-STORM	3.69	500-TAX	1.08
						BALANCE	176.61
***** BOOK TOTALS ***** ACCTS: 93				100-WATER	4,559.16	102-WATER	121.11
				200-SEWER	3,732.22	300-GARBAG	2,039.16
				303-GARBAG	13.87	400-STORM	364.35
				500-TAX	168.23	650-PENALT	245.13
				700-SVC CH	445.14	701-CONN	3.22
				702-DEL CH	20.00	706-TRANSF	18.37
				707-DEL CH	20.00		
						BALANCE	11,749.96

SEQUENCE: ACCOUNT NUMBER

ALL ACCOUNTS

WRITE OFF DATES: 0/00/0000 THRU 99/99/9999

BALANCES: NON ZERO BALANCES

Item 4.

ACCOUNT NO	NAME	LAST	BAD DEBT					
	SERVICE ADDRESS	BILL	DATE					
35-0001-03-0	FOSTER, DAN 826 RIVER VIEW DR	6/15/1999	12/16/1999	100-WATER	12.01	200-SEWER	28.21	
							BALANCE	40.22
35-0001-06-0	PHILLIPS, KYLE ROSS 826 RIVER VIEW DR	2/15/2012	5/23/2012	100-WATER	9.47	200-SEWER	13.81	
				400-STORM	2.26	650-PENALT	0.21	
							BALANCE	25.75
35-0002-00-0	THOMAS, THERESA 830 RIVER VIEW DR	11/15/2001	4/22/2002	100-WATER	37.44	200-SEWER	45.05	
				650-PENALT	4.20	700-SVC CH	13.30	
							BALANCE	99.99
35-0002-03-0	PRIEST, JON LEE 830 RIVER VIEW DR	6/15/2005	11/23/2005	100-WATER	34.69	200-SEWER	31.88	
				400-STORM	7.96	650-PENALT	2.40	
							BALANCE	76.93
35-0002-04-0	PRIETO, ADOLFO RAYOS 830 RIVER VIEW DR	1/15/2006	5/15/2006	100-WATER	15.64	200-SEWER	12.59	
				400-STORM	1.81			
							BALANCE	30.04
35-0002-05-0	HODGES, NETHA 830 RIVER VIEW DR	4/15/2007	6/20/2007	100-WATER	44.07	200-SEWER	44.61	
				400-STORM	5.82			
							BALANCE	94.50
35-0004-06-0	VICTORY, TODD 836 RIVER VIEW DR	5/15/1999	12/16/1999	100-WATER	13.83	200-SEWER	24.08	
				650-PENALT	0.14	700-SVC CH	9.21	
							BALANCE	47.26
35-0004-10-0	SCROGGINS, KIMBERLY JANE 836 RIVER VIEW DR	8/15/2008	12/08/2008	100-WATER	30.96	200-SEWER	24.89	
				400-STORM	4.08	650-PENALT	0.35	
				702-DEL CH	20.00			
							BALANCE	80.28
35-0004-12-0	KOONSMAN, JOANIE 836 RIVER VIEW DR	3/15/2009	4/20/2009	100-WATER	21.62	200-SEWER	18.31	
				400-STORM	4.46	650-PENALT	0.43	
							BALANCE	44.82
35-0006-01-0	TEXAS ASSOCIATES REALTY 1303 W SOUTH LOOP	3/15/2009	7/24/2009	100-WATER	13.13	300-GARBAG	19.93	
				400-STORM	37.49	500-TAX	1.65	
				650-PENALT	1.25			
							BALANCE	73.45
35-0014-07-0	WARREN, STEPHAN 692 ALEXANDER RD	11/15/2013	4/09/2014	100-WATER	61.70	200-SEWER	80.10	
				300-GARBAG	31.94	303-GARBAG	0.78	
				400-STORM	9.00	500-TAX	2.64	
				650-PENALT	5.83	707-DEL CH	20.00	
							BALANCE	211.99
35-0016-03-0	COITE, GEORGE JR 620 ALEXANDER RD	4/15/2006	6/15/2006	100-WATER	37.25	200-SEWER	37.23	
				300-GARBAG	15.56	303-GARBAG	0.27	

SEQUENCE: ACCOUNT NUMBER

ALL ACCOUNTS

WRITE OFF DATES: 0/00/0000 THRU 99/99/9999

BALANCES: NON ZERO BALANCES

Item 4.

ACCOUNT NO	NAME	LAST	BAD DEBT					
	SERVICE ADDRESS	BILL	DATE					
				400-STORM	6.68	500-TAX	1.28	
							BALANCE	98.27
35-0018-00-0	NEILL, TERESA 1170 W CAGE	12/15/1999	6/09/2000	100-WATER	46.17	200-SEWER	74.66	
				300-GARBAG	26.70	500-TAX	2.20	
				650-PENALT	4.48			
							BALANCE	154.21
35-0018-09-0	MESSER-FAULKNER, VIVIAN 1170 W CAGE	8/15/2010	1/14/2011	100-WATER	32.75	200-SEWER	35.11	
				300-GARBAG	7.49	400-STORM	2.23	
				500-TAX	0.61			
							BALANCE	78.19
35-0019-00-0	PAIR, W D 660 S FIRST	12/15/2013	1/27/2014	100-WATER	11.00	200-SEWER	9.50	
				300-GARBAG	10.65	303-GARBAG	0.27	
				400-STORM	3.00	500-TAX	0.88	
							BALANCE	35.30
35-0021-00-0	ROBINSON, MARTHA 685 S FIRST	6/15/2000	1/09/2001	100-WATER	26.85	200-SEWER	34.19	
				300-GARBAG	21.48	500-TAX	1.77	
							BALANCE	84.29
35-0021-01-0	BROWN, AARON 685 S FIRST	10/15/2001	4/22/2002	100-WATER	39.76	200-SEWER	31.96	
				300-GARBAG	19.12	500-TAX	1.57	
				650-PENALT	5.04	700-SVC CH	12.17	
							BALANCE	109.62
35-0021-06-0	MORENO, AMBER N. 685 S FIRST	2/15/2003	10/15/2003	100-WATER	48.49	200-SEWER	51.35	
				300-GARBAG	20.58	400-STORM	5.91	
				500-TAX	1.70			
							BALANCE	128.03
35-0021-07-0	GONZALES, DAVID RAMON 685 S FIRST	8/15/2003	1/16/2004	100-WATER	30.27	200-SEWER	29.58	
				300-GARBAG	14.96	400-STORM	4.30	
				500-TAX	1.23			
							BALANCE	80.34
35-0022-05-0	WANTLAND, KATHY S. 690 S FIRST	3/15/2005	8/29/2005	100-WATER	23.09	200-SEWER	24.40	
				300-GARBAG	10.93	400-STORM	3.64	
				500-TAX	0.90			
							BALANCE	62.96
35-0023-01-0	CERDA, ADOLFO 705 S SECOND	10/15/2008	1/26/2009	100-WATER	27.44	200-SEWER	30.60	
				300-GARBAG	12.27	303-GARBAG	0.84	
				400-STORM	3.86	500-TAX	1.01	
				650-PENALT	0.53			
							BALANCE	76.55
35-0024-00-0	WESSON, DIANA 1250 W GROESBECK	8/15/2001	4/22/2002	100-WATER	54.68	200-SEWER	44.63	
				300-GARBAG	24.36	500-TAX	2.01	

SEQUENCE: ACCOUNT NUMBER

ALL ACCOUNTS

WRITE OFF DATES: 0/00/0000 THRU 99/99/9999

BALANCES: NON ZERO BALANCES

Item 4.

ACCOUNT NO	NAME	LAST	BAD DEBT					
	SERVICE ADDRESS	BILL	DATE					
				650-PENALT	5.95			BALANCE 131.63
35-0025-06-0	MURO, PEDRO 711 S FIRST	12/15/2010	3/25/2011	100-WATER	28.19	200-SEWER	36.06	
				300-GARBAG	15.37	303-GARBAG	0.02	
				400-STORM	4.57	500-TAX	1.27	
				650-PENALT	2.30			BALANCE 87.78
35-0025-08-0	WEAVER, JENNIFER 711 S FIRST	9/15/2013	11/15/2013	100-WATER	30.52	200-SEWER	21.89	
				300-GARBAG	17.81	303-GARBAG	0.37	
				400-STORM	5.02	500-TAX	1.47	
				650-PENALT	1.56	700-SVC CH	6.54	BALANCE 85.18
35-0025-09-0	RUSH, DUSTIN 711 S FIRST	8/15/2014	9/12/2014	100-WATER	19.77	200-SEWER	18.56	
				300-GARBAG	7.13	303-GARBAG	0.18	
				400-STORM	1.89	500-TAX	0.59	BALANCE 48.12
35-0027-00-0	ROLAND, MANDY 1198 W HYMAN	9/15/1999	4/10/2000	100-WATER	52.28	200-SEWER	61.53	
				300-GARBAG	48.43	500-TAX	3.99	
				650-PENALT	6.08	700-SVC CH	32.41	BALANCE 204.72
35-0027-05-0	WILSON, TERESA 1198 W HYMAN	3/15/2002	6/20/2002	100-WATER	39.92	200-SEWER	41.07	
				300-GARBAG	25.33	500-TAX	2.09	
				650-PENALT	4.45	700-SVC CH	31.75	BALANCE 144.61
35-0027-09-0	PANTHER, TIFFANY LYNN 1198 W HYMAN	3/15/2004	5/28/2004	100-WATER	40.25	200-SEWER	39.10	
				300-GARBAG	22.86	400-STORM	6.57	
				500-TAX	1.89	650-PENALT	1.75	BALANCE 112.42
35-0027-10-0	ZUNIGA, MERCEDES L 1198 W HYMAN	3/15/2005	4/18/2005	100-WATER	80.69	200-SEWER	79.45	
				300-GARBAG	25.06	400-STORM	7.90	
				500-TAX	2.06	650-PENALT	7.56	
				700-SVC CH	37.98			BALANCE 240.70
35-0027-11-0	AIKMAN, RACHAEL 1198 W HYMAN	7/15/2005	11/23/2005	100-WATER	124.68	200-SEWER	88.08	
				300-GARBAG	28.66	400-STORM	9.56	
				500-TAX	2.37	650-PENALT	0.47	
				706-TRANSF	2.29			BALANCE 256.11
35-0027-12-0	LATHAM, RUBY 1198 W HYMAN	7/15/2006	11/07/2006	100-WATER	68.43	200-SEWER	62.46	
				300-GARBAG	24.62	303-GARBAG	0.65	

SEQUENCE: ACCOUNT NUMBER

ALL ACCOUNTS

WRITE OFF DATES: 0/00/0000 THRU 99/99/9999

BALANCES: NON ZERO BALANCES

Item 4.

ACCOUNT NO	NAME	LAST BILL	BAD DEBT DATE				
				400-STORM	7.92	500-TAX	2.04
				650-PENALT	6.49		
						BALANCE	172.61
35-0027-14-0	SUGGATE, LEE ANN 1198 W HYMAN	4/15/2008	5/22/2008	100-WATER	51.21	200-SEWER	53.13
				300-GARBAG	18.82	303-GARBAG	1.09
				400-STORM	5.92	500-TAX	1.56
				650-PENALT	3.57		
						BALANCE	135.30
35-0027-16-0	TUMMILLO, ANA SARAI 1198 W HYMAN	7/15/2010	12/02/2010	100-WATER	13.98	200-SEWER	21.18
				300-GARBAG	9.53	400-STORM	2.84
				500-TAX	0.79	650-PENALT	1.22
						BALANCE	49.54
35-0027-18-0	LEAL, MISTY MELING 1198 W HYMAN	9/15/2011	1/16/2012	100-WATER	27.95	200-SEWER	23.81
				300-GARBAG	8.33	303-GARBAG	0.21
				400-STORM	2.44	500-TAX	0.69
						BALANCE	63.43
35-0027-23-0	HOOKS, CURRY 1198 W HYMAN	6/15/2013	8/14/2013	100-WATER	21.99	200-SEWER	19.70
				300-GARBAG	15.31	303-GARBAG	0.40
				400-STORM	4.31	500-TAX	1.26
				650-PENALT	0.91		
						BALANCE	63.88
35-0028-01-0	CRUZ, MAURILLO 815 S FIRST	5/15/1999	12/16/1999	100-WATER	41.22	200-SEWER	43.46
				300-GARBAG	20.18	500-TAX	1.66
				650-PENALT	4.98		
						BALANCE	111.50
35-0028-06-0	RODRIQUEZ, CECIL 815 S FIRST	11/15/2009	2/25/2010	100-WATER	13.98	200-SEWER	19.90
				300-GARBAG	12.53	400-STORM	3.73
				500-TAX	1.04	650-PENALT	0.46
						BALANCE	51.64
35-0031-00-0	FORBES, GENE 1270 W HYMAN	8/15/2004	2/07/2005	100-WATER	34.18	200-SEWER	33.87
				300-GARBAG	31.65	400-STORM	9.09
				500-TAX	2.61	650-PENALT	3.64
				707-DEL CH	20.00		
						BALANCE	135.04
35-0039-13-0	GIBSON, TAMMY LEEANNE 730 S SECOND	4/15/2011	7/26/2011	100-WATER	42.31	200-SEWER	39.58
				300-GARBAG	12.20	303-GARBAG	0.33
				400-STORM	3.57	500-TAX	1.01
				650-PENALT	0.38		
						BALANCE	99.38
35-0040-05-0	PEREZ, JAVIN 715 S SECOND	9/15/2004	10/12/2004	100-WATER	129.02	102-WATER	6.82
				200-SEWER	101.75	300-GARBAG	40.96

SEQUENCE: ACCOUNT NUMBER

ALL ACCOUNTS

WRITE OFF DATES: 0/00/0000 THRU 99/99/9999

BALANCES: NON ZERO BALANCES

Item 4.

ACCOUNT NO	NAME	LAST	BAD DEBT				
	SERVICE ADDRESS	BILL	DATE				
				400-STORM	11.77	500-TAX	3.38
				650-PENALT	17.23	700-SVC CH	45.00
				701-CONN	20.00	707-DEL CH	10.00
						BALANCE	385.93
35-0041-03-0	KERLEY, CHRISTY LYNN 832 RIVER VIEW DR	6/15/2005	8/29/2005	100-WATER	78.85	200-SEWER	64.56
				300-GARBAG	2.40	400-STORM	8.89
				500-TAX	0.20	650-PENALT	3.32
				702-DEL CH	20.00	706-TRANSF	27.05
						BALANCE	205.27
35-0046-00-0	SAXON, FRANCES 775 S THIRD	10/15/2000	5/25/2001	100-WATER	34.34	200-SEWER	61.28
				300-GARBAG	20.18	500-TAX	1.66
				650-PENALT	5.62	700-SVC CH	20.00
						BALANCE	143.08
35-0046-08-0	DALME, MATTHEW WARREN 775 S THIRD	8/15/2007	1/04/2008	100-WATER	29.98	200-SEWER	17.70
				300-GARBAG	9.05	303-GARBAG	0.25
				400-STORM	2.85	500-TAX	0.75
						BALANCE	60.58
35-0046-10-0	SWAIN, CASEY 775 S THIRD	6/15/2009	9/24/2009	100-WATER	17.65	200-SEWER	21.27
				300-GARBAG	14.24	303-GARBAG	0.03
				400-STORM	4.24	500-TAX	1.17
				650-PENALT	0.80		
						BALANCE	59.40
35-0051-00-0	DAVIS, FRANK 1425 W GROESBECK	4/15/2003	10/15/2003	100-WATER	40.25	200-SEWER	53.88
				300-GARBAG	19.82	400-STORM	5.70
				500-TAX	1.64		
						BALANCE	121.29
35-0051-02-0	WILSON, KEVIN 1425 W GROESBECK	2/15/2000	4/10/2000	100-WATER	24.01	200-SEWER	26.62
				300-GARBAG	22.03	500-TAX	1.82
				650-PENALT	2.48	700-SVC CH	13.87
						BALANCE	90.83
35-0051-05-0	ETHRIDGE, SHAE JESSICA 1425 W GROESBECK	12/15/2003	5/28/2004	100-WATER	29.64	200-SEWER	28.86
				300-GARBAG	15.98	400-STORM	4.59
				500-TAX	1.31		
						BALANCE	80.38
35-0051-07-0	MARSHALL, CHRISTOPHER 1425 W GROESBECK	7/15/2005	7/15/2005	100-WATER	42.54	200-SEWER	76.92
				300-GARBAG	25.16	400-STORM	8.39
				500-TAX	2.07		
						BALANCE	155.08
35-0051-10-0	WEAVER, CODY 1425 W GROESBECK	9/15/2007	1/04/2008	100-WATER	37.06	200-SEWER	39.97
				300-GARBAG	18.28	303-GARBAG	0.50

SEQUENCE: ACCOUNT NUMBER

ALL ACCOUNTS

WRITE OFF DATES: 0/00/0000 THRU 99/99/9999

BALANCES: NON ZERO BALANCES

Item 4.

ACCOUNT NO	NAME	LAST	BAD DEBT					
	SERVICE ADDRESS	BILL	DATE					
				400-STORM	5.75	500-TAX	1.51	
				650-PENALT	2.50			
							BALANCE	105.57
35-0055-01-0	CHRISTIE, DORALEE ROPER 820 ALEXANDER RD	4/15/2005	9/29/2005	100-WATER	90.62	200-SEWER	31.21	
				300-GARBAG	11.52	400-STORM	5.12	
				500-TAX	0.95			
							BALANCE	139.42
35-0059-01-0	LUKER, GAYE 690 ALEXANDER RD	1/15/2000	8/09/2000	100-WATER	19.00	200-SEWER	22.99	
				300-GARBAG	11.57	500-TAX	0.95	
							BALANCE	54.51
35-0059-02-0	BOYD, REBECCA 690 ALEXANDER RD	6/15/2000	1/09/2001	100-WATER	30.20	200-SEWER	36.72	
				300-GARBAG	17.91	500-TAX	1.47	
				650-PENALT	2.36			
							BALANCE	88.66
35-0059-06-0	GRIFFIN, NATASHA 690 ALEXANDER RD	2/15/2004	7/08/2004	100-WATER	30.49	200-SEWER	29.35	
				300-GARBAG	20.59	400-STORM	5.92	
				500-TAX	1.70	650-PENALT	2.92	
							BALANCE	90.97
35-0059-09-0	DILLON, RANDY ALLEN 690 ALEXANDER RD	4/15/2006	5/15/2006	100-WATER	20.39	200-SEWER	16.36	
				300-GARBAG	10.25	303-GARBAG	0.17	
				400-STORM	3.30	500-TAX	0.85	
				650-PENALT	0.12	700-SVC CH	4.42	
							BALANCE	55.86
35-0059-11-0	BRADFORD, JUDY LYNN 690 ALEXANDER RD	12/15/2008	4/20/2009	100-WATER	33.02	200-SEWER	27.63	
				300-GARBAG	17.83	303-GARBAG	0.71	
				400-STORM	5.61	500-TAX	1.47	
				650-PENALT	2.11			
							BALANCE	88.38
35-0062-03-0	BRANDENBURG, TONY ALLEN 651 S FIRST	8/15/2012	12/13/2012	100-WATER	29.28	200-SEWER	48.87	
				300-GARBAG	19.45	303-GARBAG	0.42	
				400-STORM	3.65	500-TAX	1.61	
				650-PENALT	2.97			
							BALANCE	106.25
35-0064-03-0	SOLIS, MARIA 675 S FIRST	8/15/2003	1/16/2004	100-WATER	38.66	200-SEWER	40.08	
				300-GARBAG	30.70	400-STORM	8.82	
				500-TAX	2.53	650-PENALT	3.65	
							BALANCE	124.44
35-0064-08-0	JONES, JILL 675 S FIRST	6/15/2009	9/24/2009	100-WATER	22.06	200-SEWER	15.31	
				300-GARBAG	11.97	303-GARBAG	0.04	
				400-STORM	3.56	500-TAX	0.99	

SEQUENCE: ACCOUNT NUMBER

ALL ACCOUNTS

WRITE OFF DATES: 0/00/0000 THRU 99/99/9999

BALANCES: NON ZERO BALANCES

Item 4.

ACCOUNT NO	NAME	LAST	BAD DEBT					BALANCE	
	SERVICE ADDRESS	BILL	DATE						

35-0065-00-0	JONES, RUSSELL L	2/15/2014	7/10/2014	100-WATER	33.44	200-SEWER	36.06		53.93
	695 S FIRST			300-GARBAG	31.95	303-GARBAG	0.73		
				400-STORM	9.00	500-TAX	2.64		
				650-PENALT	4.14	707-DEL CH	30.00		
							BALANCE		147.96

35-0067-20-0	TAYLOR, CHELSEA	10/15/2011	12/06/2011	100-WATER	26.16	200-SEWER	24.20		
	1260 W GROESBECK			300-GARBAG	9.94	303-GARBAG	0.26		
				400-STORM	2.91	500-TAX	0.82		
							BALANCE		64.29

35-0070-02-0	CAIN, CODY	2/15/2013	5/29/2013	100-WATER	102.55	200-SEWER	41.99		
	1130 W HYMAN			300-GARBAG	26.72	303-GARBAG	0.68		
				400-STORM	5.05	500-TAX	2.20		
				650-PENALT	2.19				
							BALANCE		181.38

35-0071-08-0	BAILEY, MATTHEW	8/15/2013	11/15/2013	100-WATER	47.06	200-SEWER	39.12		
	805 S FIRST			300-GARBAG	31.95	303-GARBAG	0.75		
				400-STORM	9.00	500-TAX	2.64		
				650-PENALT	4.95	707-DEL CH	20.00		
							BALANCE		155.47

35-0081-00-1	CARRIZALES, MARIA	9/15/2001	2/24/2004	100-WATER	8.31	200-SEWER	10.50		
	1398 W GROESBECK			300-GARBAG	5.99	500-TAX	0.49		
				650-PENALT	1.42	700-SVC CH	3.29		
							BALANCE		30.00

35-0082-01-0	PIERCE, JEREMIAH	8/15/2001	4/22/2002	100-WATER	46.71	200-SEWER	48.47		
	1411 W HYMAN			300-GARBAG	25.92	500-TAX	2.13		
				650-PENALT	3.91	700-SVC CH	15.34		
							BALANCE		142.48

35-0084-03-0	MERRYLAND CHINESE RESTAURAN	12/15/2007	1/04/2008	100-WATER	284.03	200-SEWER	210.30		
	1225 W SOUTH LOOP			300-GARBAG	319.58	303-GARBAG	11.92		
				400-STORM	130.81	500-TAX	26.37		
				700-SVC CH	30.00				
							BALANCE		1,013.01

35-0085-15-0	BARR, SPENCER ELLIOT	9/15/2013	11/15/2013	100-WATER	21.62	200-SEWER	19.19		
	828 RIVER VIEW DR			400-STORM	4.19	650-PENALT	0.87		
							BALANCE		45.87

35-0086-04-0	PRICE, KAREN J	8/15/2003	1/16/2004	100-WATER	62.36	200-SEWER	61.08		
	1311 W HYMAN			300-GARBAG	28.97	400-STORM	8.32		
				500-TAX	2.39	650-PENALT	6.58		
				702-DEL CH	18.75				

SEQUENCE: ACCOUNT NUMBER

ALL ACCOUNTS

WRITE OFF DATES: 0/00/0000 THRU 99/99/9999

BALANCES: NON ZERO BALANCES

Item 4.

ACCOUNT NO	NAME	LAST	BAD DEBT						
	SERVICE ADDRESS	BILL	DATE						
								BALANCE	188.45
35-0086-05-0	WOOD, KIMBERLY 1311 W HYMAN	7/15/2007	10/12/2007	100-WATER	85.58	200-SEWER	71.35		
				300-GARBAG	27.39	303-GARBAG	0.67		
				400-STORM	8.61	500-TAX	2.27		
				650-PENALT	7.50	707-DEL CH	20.00		
								BALANCE	223.37
35-0086-08-2	TOBAR, SAMUEL RICHARD 1311 W HYMAN	4/15/2011	2/21/2012	100-WATER	19.19	200-SEWER	20.74		
				300-GARBAG	4.55	303-GARBAG	0.13		
				400-STORM	1.36	500-TAX	0.38		
								BALANCE	46.35
35-0087-07-0	MCNAIR, LORI GAIL 838 RIVER VIEW DR	2/15/2008	5/22/2008	100-WATER	13.60	200-SEWER	10.92		
				400-STORM	2.14				
								BALANCE	26.66
35-0087-09-1	WILLIAMS, JESSICA L. 838 RIVER VIEW DR	11/15/2010	5/25/2011	100-WATER	25.97	200-SEWER	18.01		
				400-STORM	2.58	650-PENALT	2.63		
				700-SVC CH	6.12				
								BALANCE	55.31
35-0089-00-1	FLEMING, AMY 650 S SECOND	7/15/2001	7/15/2005	100-WATER	15.60	200-SEWER	15.94		
				300-GARBAG	10.35	500-TAX	0.85		
				650-PENALT	1.37	700-SVC CH	5.89		
								BALANCE	50.00
35-0089-01-1	SIMINGTON, TRACI 650 S SECOND	11/15/2001	2/24/2003	100-WATER	113.50	200-SEWER	68.28		
				300-GARBAG	21.04	500-TAX	1.74		
				650-PENALT	9.53				
								BALANCE	214.09
35-0089-04-0	BLANKENSHIP, JENNIFER LYNN 650 S SECOND	4/15/2003	10/15/2003	100-WATER	50.48	200-SEWER	59.44		
				300-GARBAG	28.74	400-STORM	8.26		
				500-TAX	2.37	650-PENALT	1.06		
								BALANCE	150.35
35-0090-02-0	O'DELL, WILLIAM 754 S THIRD	9/15/2002	4/17/2003	100-WATER	48.83	200-SEWER	46.41		
				300-GARBAG	24.09	500-TAX	1.99		
				650-PENALT	3.79	700-SVC CH	15.67		
								BALANCE	140.78
35-0091-04-0	BLACKWELL, ANA 756 S THIRD	2/15/2008	5/22/2008	100-WATER	74.98	200-SEWER	45.10		
				300-GARBAG	21.83	303-GARBAG	0.92		
				400-STORM	6.86	500-TAX	1.80		
				650-PENALT	5.23				
								BALANCE	156.72
35-0092-00-0	EIDE, MISSY 1230 W HYMAN	7/14/2000	2/09/2001	100-WATER	21.62	200-SEWER	22.57		
				300-GARBAG	24.14	500-TAX	1.98		

SEQUENCE: ACCOUNT NUMBER

ALL ACCOUNTS

WRITE OFF DATES: 0/00/0000 THRU 99/99/9999

BALANCES: NON ZERO BALANCES

Item 4.

ACCOUNT NO	NAME	LAST	BAD DEBT					
	SERVICE ADDRESS	BILL	DATE					
				650-PENALT	3.86	700-SVC CH	13.07	
							BALANCE	87.24
35-0094-02-0	GARCIA, KATIE 758 S THIRD	8/15/2011	12/06/2011	100-WATER	197.67	200-SEWER	61.80	
				300-GARBAG	20.83	303-GARBAG	0.62	
				400-STORM	6.20	500-TAX	1.71	
				650-PENALT	7.91			
							BALANCE	296.74
35-0303-01-0	MORRIS, JAMES 1230 W GROESBECK	5/15/2014	9/12/2014	100-WATER	38.02	200-SEWER	45.92	
				300-GARBAG	31.95	303-GARBAG	0.79	
				400-STORM	9.00	500-TAX	2.64	
				650-PENALT	4.81	707-DEL CH	30.00	
							BALANCE	163.13
35-0305-04-0	TYLER, DEBORAH 660 S THIRD	5/15/2008	9/05/2008	100-WATER	58.07	200-SEWER	56.78	
				300-GARBAG	12.06	303-GARBAG	0.75	
				400-STORM	3.79	500-TAX	1.00	
				650-PENALT	4.40			
							BALANCE	136.85
35-0307-00-0	STEWART, FRANKIE 675 S THIRD	11/15/2005	12/28/2005	100-WATER	51.34	200-SEWER	67.93	
				300-GARBAG	24.83	400-STORM	11.03	
				500-TAX	2.04	707-DEL CH	20.00	
							BALANCE	177.17
35-0307-01-0	STEWART, ROGER 675 S THIRD	5/15/2008	9/05/2008	100-WATER	21.35	200-SEWER	21.65	
				300-GARBAG	9.19	303-GARBAG	0.58	
				400-STORM	3.85	500-TAX	0.76	
				650-PENALT	1.25			
							BALANCE	58.63
35-0307-02-0	NELSON, JENAH JANEAN 675 S THIRD	7/15/2014	9/12/2014	100-WATER	10.86	200-SEWER	12.92	
				300-GARBAG	8.40	303-GARBAG	0.21	
				400-STORM	2.96	500-TAX	0.70	
							BALANCE	36.05
35-0318-00-0	REYNA, TOMAS 1390 W CAGE	1/15/2013	5/29/2013	100-WATER	41.85	200-SEWER	55.46	
				300-GARBAG	30.94	303-GARBAG	0.87	
				400-STORM	8.72	500-TAX	2.56	
				650-PENALT	4.28			
							BALANCE	144.68
35-0320-01-0	HOLDEN, LISA 1380 W CAGE	2/15/2000	9/13/2000	100-WATER	19.34	200-SEWER	23.55	
				300-GARBAG	11.41	500-TAX	0.94	
							BALANCE	55.24
35-0320-03-0	LANE, JODY 1380 W CAGE	9/15/2000	10/09/2000	100-WATER	43.80	200-SEWER	52.51	
				300-GARBAG	28.35	500-TAX	2.34	

SEQUENCE: ACCOUNT NUMBER

ALL ACCOUNTS

WRITE OFF DATES: 0/00/0000 THRU 99/99/9999

BALANCES: NON ZERO BALANCES

Item 4.

ACCOUNT NO	NAME	LAST	BAD DEBT					
	SERVICE ADDRESS	BILL	DATE					
				650-PENALT	9.26	700-SVC CH	32.77	BALANCE 169.03
35-0320-09-0	MEEKS, MARVIN RAY 1380 W CAGE	4/15/2005	9/29/2005	100-WATER	96.66	200-SEWER	92.32	
				300-GARBAG	25.69	400-STORM	8.56	
				500-TAX	2.12	650-PENALT	6.09	BALANCE 231.44
35-0320-12-0	THURSTON, JR, JAMES NELLO 1380 W CAGE	4/15/2008	7/17/2008	100-WATER	16.90	200-SEWER	14.33	
				300-GARBAG	11.32	303-GARBAG	0.75	
				400-STORM	3.56	500-TAX	0.94	
				650-PENALT	0.46			BALANCE 48.26
35-0335-01-0	CAMPBELL, JAMES 1345 W CAGE	6/15/1999	12/16/1999	100-WATER	30.90	200-SEWER	35.36	
				300-GARBAG	20.18	500-TAX	1.66	
				650-PENALT	4.41	700-SVC CH	20.00	BALANCE 112.51
35-0344-00-0	NICHOLS, HAROLD 598 S SECOND	7/15/2002	12/02/2002	100-WATER	37.31	200-SEWER	48.03	
				300-GARBAG	27.12	500-TAX	2.23	
				650-PENALT	3.49	700-SVC CH	14.91	BALANCE 133.09
35-0357-03-0	HOLLEY, JAMIE 1260 W CAGE	12/15/2003	1/16/2004	100-WATER	52.91	200-SEWER	51.48	
				300-GARBAG	21.02	400-STORM	6.04	
				500-TAX	1.74	650-PENALT	5.02	
				700-SVC CH	14.80	701-CONN	14.80	BALANCE 167.81
35-0360-02-0	MALAER, JESSE 1206 W CAGE	10/15/2008	3/12/2009	100-WATER	39.70	200-SEWER	31.94	
				300-GARBAG	16.15	303-GARBAG	1.14	
				400-STORM	5.07	500-TAX	1.33	
				650-PENALT	1.81			BALANCE 97.14
35-0360-03-0	SIMPSON, SHAY LEE 1206 W CAGE	4/15/2009	7/24/2009	100-WATER	24.91	200-SEWER	28.08	
				300-GARBAG	15.28	400-STORM	4.62	
				500-TAX	1.27	650-PENALT	1.25	
				702-DEL CH	20.00			BALANCE 95.41
35-0360-07-0	COOK, REGINALD LEVON 1206 W CAGE	9/15/2011	12/06/2011	100-WATER	47.21	200-SEWER	42.38	
				300-GARBAG	29.57	303-GARBAG	0.82	
				400-STORM	8.65	500-TAX	2.45	
				650-PENALT	5.24	707-DEL CH	20.00	BALANCE 156.32
35-0360-08-0	MORTON, JAMES 1206 W CAGE	12/15/2011	1/16/2012	100-WATER	42.81	200-SEWER	39.58	
				300-GARBAG	16.76	303-GARBAG	0.45	

SEQUENCE: ACCOUNT NUMBER

ALL ACCOUNTS

WRITE OFF DATES: 0/00/0000 THRU 99/99/9999

BALANCES: NON ZERO BALANCES

Item 4.

ACCOUNT NO	NAME	LAST	BAD DEBT				
	SERVICE ADDRESS	BILL	DATE				
				400-STORM	4.90	500-TAX	1.38
				650-PENALT	4.30		
						BALANCE	110.18
35-0385-03-0	DEFOREST, DENICE 1204 W CAGE	5/15/2013	11/15/2013	100-WATER	67.64	200-SEWER	72.17
				300-GARBAG	31.95	303-GARBAG	0.94
				400-STORM	9.00	500-TAX	2.64
				650-PENALT	6.36	707-DEL CH	20.00
						BALANCE	210.70
35-0405-01-0	RAMSAY, JAMES 601 ALEXANDER RD	6/15/2012	9/24/2012	100-WATER	22.37	200-SEWER	16.15
				300-GARBAG	10.65	303-GARBAG	0.30
				400-STORM	4.00	500-TAX	0.88
						BALANCE	54.35
35-0407-00-0	VARNAM, CHERYL 580 ALEXANDER RD	1/15/2003	6/13/2003	100-WATER	47.47	200-SEWER	50.79
				300-GARBAG	31.43	400-STORM	9.03
				500-TAX	2.59	650-PENALT	4.95
						BALANCE	146.26
35-0415-06-0	LINNARD, BRANDON 1050 W COUNTS	9/15/2007	11/14/2007	100-WATER	25.00	200-SEWER	20.03
				300-GARBAG	15.34	303-GARBAG	0.42
				400-STORM	4.83	500-TAX	1.27
				650-PENALT	1.43		
						BALANCE	68.32
35-0439-03-0	LOWE, LISA ANN 1008 W COUNTS	9/15/2013	11/15/2013	100-WATER	120.40	200-SEWER	102.32
				300-GARBAG	25.22	303-GARBAG	0.54
				400-STORM	9.47	500-TAX	2.08
				650-PENALT	7.17		
						BALANCE	267.20
35-0453-00-0	NORDSTROM, DEE ANN 920 W MESQUITE	12/15/2001	4/22/2002	100-WATER	39.44	200-SEWER	41.00
				300-GARBAG	27.77	500-TAX	2.29
				650-PENALT	3.54	700-SVC CH	17.18
						BALANCE	131.22
35-0453-03-0	WILLIAMS, CORRIE D. 920 W MESQUITE	9/15/2005	12/28/2005	100-WATER	36.10	200-SEWER	27.64
				300-GARBAG	13.15	400-STORM	4.39
				500-TAX	1.08		
						BALANCE	82.36
35-0453-04-0	MCCONNELL, BRANDON 920 W MESQUITE	3/15/2006	5/15/2006	100-WATER	18.65	200-SEWER	14.93
				300-GARBAG	12.00	303-GARBAG	0.14
				400-STORM	3.85	500-TAX	0.98
				650-PENALT	1.09		
						BALANCE	51.64
35-0454-04-0	STEWARTSON, JACQUELINE 930 W MESQUITE	4/15/2004	8/20/2004	100-WATER	22.68	200-SEWER	15.59
				300-GARBAG	6.67	400-STORM	1.92

SEQUENCE: ACCOUNT NUMBER

ALL ACCOUNTS

WRITE OFF DATES: 0/00/0000 THRU 99/99/9999

BALANCES: NON ZERO BALANCES

Item 4.

ACCOUNT NO	NAME	LAST	BAD DEBT					
	SERVICE ADDRESS	BILL	DATE					
				500-TAX	0.55	700-SVC CH	6.85	
							BALANCE	54.26
35-0456-05-0	SUTTON, JOHNNY 935 W MESQUITE	9/15/2012	12/13/2012	100-WATER	17.54	200-SEWER	15.78	
				300-GARBAG	15.05	303-GARBAG	0.41	
				400-STORM	4.24	500-TAX	1.24	
				650-PENALT	0.97			
							BALANCE	55.23
35-0457-05-0	CHIVERS, GREGORY ALAN 955 W MESQUITE	6/15/2006	11/07/2006	100-WATER	94.97	200-SEWER	82.40	
				300-GARBAG	26.67	303-GARBAG	0.63	
				400-STORM	8.58	500-TAX	2.20	
				650-PENALT	5.81	702-DEL CH	20.00	
							BALANCE	241.26
35-0464-07-0	SMITH, ROBBIN LEIGH 481 S DUBLIN	5/15/2004	5/28/2004	100-WATER	42.12	200-SEWER	45.53	
				300-GARBAG	29.88	400-STORM	8.59	
				500-TAX	2.46	650-PENALT	4.15	
							BALANCE	132.73
35-0464-12-0	BURROWS, EUGENA 481 S DUBLIN	11/15/2007	2/28/2008	100-WATER	75.50	200-SEWER	58.61	
				300-GARBAG	28.68	303-GARBAG	0.90	
				400-STORM	9.01	500-TAX	2.37	
				650-PENALT	5.71			
							BALANCE	180.78
35-0470-02-0	HORTON, JESSICA MADGE 471 S DUBLIN	3/15/2009	7/24/2009	100-WATER	26.76	200-SEWER	56.22	
				300-GARBAG	18.12	400-STORM	5.70	
				500-TAX	1.50	650-PENALT	2.37	
							BALANCE	110.67
35-0470-05-0	SMITH, KENNETH 471 S DUBLIN	3/15/2012	5/23/2012	100-WATER	55.18	200-SEWER	51.23	
				300-GARBAG	19.95	303-GARBAG	0.53	
				400-STORM	5.68	500-TAX	1.65	
				650-PENALT	3.26			
							BALANCE	137.48
35-0472-04-0	HIGHSTROM, ANGELA 470 S DUBLIN	8/15/2000	11/09/2000	100-WATER	58.45	200-SEWER	68.88	
				300-GARBAG	23.63	500-TAX	1.95	
				650-PENALT	5.17	700-SVC CH	16.12	
							BALANCE	174.20
35-0610-02-0	CRUMP, DEBORA 505 ALEXANDER RD	6/15/2011	10/24/2011	100-WATER	17.46	200-SEWER	33.69	
				300-GARBAG	8.94	303-GARBAG	0.30	
				400-STORM	2.62	500-TAX	0.74	
							BALANCE	63.75
35-0625-08-0	MORALES, HECTOR LUIS 1155 W SWAN	7/15/2013	11/15/2013	100-WATER	38.77	200-SEWER	24.23	
				300-GARBAG	8.70	303-GARBAG	0.22	

SEQUENCE: ACCOUNT NUMBER

ALL ACCOUNTS

WRITE OFF DATES: 0/00/0000 THRU 99/99/9999

BALANCES: NON ZERO BALANCES

Item 4.

ACCOUNT NO	NAME	LAST	BAD DEBT					
	SERVICE ADDRESS	BILL	DATE					
				400-STORM	2.45	500-TAX	0.72	
							BALANCE	75.09
35-0650-03-0	SICKLES, DIXIE 453 ALEXANDER RD	2/15/1999	12/16/1999	100-WATER	21.37	200-SEWER	23.71	
				300-GARBAG	19.59	500-TAX	1.61	
				650-PENALT	1.95	700-SVC CH	13.74	
							BALANCE	81.97
35-0665-00-0	FLORES, HENRY 1073 W LONG	7/15/2002	12/02/2002	100-WATER	44.75	200-SEWER	66.44	
				300-GARBAG	28.71	500-TAX	2.37	
				650-PENALT	5.25	700-SVC CH	20.00	
							BALANCE	167.52
35-0700-04-0	SMITH, MELINDA 1138 W MCNEILL	3/15/2005	8/29/2005	100-WATER	21.94	200-SEWER	17.63	
				300-GARBAG	10.30	400-STORM	3.35	
				500-TAX	0.85	650-PENALT	0.87	
				700-SVC CH	4.38			
							BALANCE	59.32
35-0705-04-0	HUBER, NIKKI 1152 W MCNEILL	5/15/1999	12/16/1999	100-WATER	28.43	200-SEWER	31.38	
				300-GARBAG	25.33	500-TAX	2.08	
				650-PENALT	8.43	700-SVC CH	30.22	
							BALANCE	125.87
35-0705-06-0	SANCHEZ, SARA ABIGAIL 1152 W MCNEILL	8/15/2004	12/02/2004	100-WATER	30.62	200-SEWER	24.61	
				300-GARBAG	15.27	400-STORM	4.39	
				500-TAX	1.26			
							BALANCE	76.15
35-0705-08-0	MONSEY, CODI JEAN 1152 W MCNEILL	5/15/2005	10/25/2005	100-WATER	31.39	200-SEWER	25.12	
				300-GARBAG	20.27	400-STORM	6.76	
				500-TAX	1.67	650-PENALT	3.70	
							BALANCE	88.91
35-0705-10-0	MOORE, TRACIE 1152 W MCNEILL	1/15/2006	5/15/2006	100-WATER	39.02	200-SEWER	31.34	
				300-GARBAG	16.84	400-STORM	5.47	
				500-TAX	1.39	650-PENALT	2.12	
							BALANCE	96.18
35-0705-19-1	WADDILL, LINDSEY JO 1152 W MCNEILL	11/15/2012	2/04/2013	100-WATER	37.07	200-SEWER	25.83	
				300-GARBAG	19.67	303-GARBAG	0.61	
				400-STORM	5.54	500-TAX	1.63	
				650-PENALT	2.83	700-SVC CH	20.00	
							BALANCE	113.18
35-0705-22-0	SALINAS, SANTIAGO 1152 W MCNEILL	8/15/2014	9/12/2014	100-WATER	41.37	200-SEWER	37.06	
				300-GARBAG	21.98	303-GARBAG	0.58	
				400-STORM	6.19	500-TAX	1.82	
				650-PENALT	4.46			

SEQUENCE: ACCOUNT NUMBER

ALL ACCOUNTS

WRITE OFF DATES: 0/00/0000 THRU 99/99/9999

BALANCES: NON ZERO BALANCES

Item 4.

ACCOUNT NO	NAME	LAST BILL	BAD DEBT DATE				BALANCE
35-0725-12-0	BOREN, LOUANNA ELLIOTT 1058 W MCNEILL	4/15/2013	8/14/2013	100-WATER	58.80	200-SEWER	72.71
				300-GARBAG	22.09	303-GARBAG	0.65
				400-STORM	6.34	500-TAX	1.83
				650-PENALT	4.75		
							BALANCE 113.46
35-0740-08-0	MELTON, BAILEY 1048 W MCNEILL	9/15/2012	12/13/2012	100-WATER	31.18	200-SEWER	40.19
				300-GARBAG	21.30	303-GARBAG	0.53
				400-STORM	6.00	500-TAX	1.76
							BALANCE 100.96
35-0745-02-0	WOMACK, RICKY 1034 W MCNEILL	5/15/2007	8/29/2007	100-WATER	109.94	200-SEWER	48.09
				300-GARBAG	19.15	303-GARBAG	0.39
				400-STORM	6.02	500-TAX	1.59
				650-PENALT	9.08	700-SVC CH	12.73
							BALANCE 206.99
35-0750-04-1	NEWBY, ELMER 1020 W MCNEILL	10/15/2001	7/15/2005	100-WATER	55.82	200-SEWER	51.66
				300-GARBAG	24.92	500-TAX	2.06
				650-PENALT	3.98	700-SVC CH	27.96
							BALANCE 166.40
35-0750-05-0	GRACE, KELI ANN 1020 W MCNEILL	10/15/2003	4/15/2004	100-WATER	53.41	200-SEWER	74.85
				300-GARBAG	34.26	400-STORM	8.53
				500-TAX	2.83	650-PENALT	10.58
							BALANCE 184.46
35-0755-04-0	PARRACK, DONNA 1008 W MCNEILL	2/15/2000	4/10/2000	100-WATER	26.64	200-SEWER	32.30
				300-GARBAG	16.11	500-TAX	1.32
				650-PENALT	1.25		
							BALANCE 77.62
35-0755-08-0	LOPEZ, JEREMY 1008 W MCNEILL	9/15/2001	4/22/2002	100-WATER	25.20	200-SEWER	26.64
				300-GARBAG	10.61	500-TAX	0.87
							BALANCE 63.32
35-0755-12-0	WHITE, MICHAEL 1008 W MCNEILL	5/15/2013	11/15/2013	100-WATER	24.75	200-SEWER	27.07
				300-GARBAG	16.49	303-GARBAG	0.45
				400-STORM	4.65	500-TAX	1.36
				650-PENALT	1.48		
							BALANCE 76.25
***** BOOK TOTALS ***** ACCTS: 130				100-WATER	5,662.32	102-WATER	6.82
				200-SEWER	5,296.41	300-GARBAG	2,620.57
				303-GARBAG	39.11	400-STORM	708.63
				500-TAX	216.23	650-PENALT	358.43
				700-SVC CH	567.69	701-CONN	34.80
				702-DEL CH	98.75	706-TRANSF	29.34
				707-DEL CH	210.00		
							BALANCE 15,849.10

SEQUENCE: ACCOUNT NUMBER

ALL ACCOUNTS

WRITE OFF DATES: 0/00/0000 THRU 99/99/9999

BALANCES: NON ZERO BALANCES

Item 4.

ACCOUNT NO	NAME	LAST	BAD DEBT					
	SERVICE ADDRESS	BILL	DATE					
41-0020-08-0	POWELL, JR, DELBERT GLEN 410 HARBIN	2/15/2013	4/12/2013	100-WATER	28.99	200-SEWER	40.62	
				300-GARBAG	18.74	303-GARBAG	0.49	
	CONTRACT: CTC	AMOUNT OWED:	0.00	400-STORM	5.28	500-TAX	1.55	
				650-PENALT	2.36			
							BALANCE	98.03
41-0030-09-0	DICKENS, BRITNI 592 HARBIN	4/15/2013	8/14/2013	100-WATER	17.94	200-SEWER	18.62	
				300-GARBAG	6.81	303-GARBAG	0.20	
				400-STORM	1.92	500-TAX	0.56	
							BALANCE	46.05
41-0031-00-1	STARKS, LARRY 594 HARBIN	7/15/1999	12/13/2001	100-WATER	12.67	200-SEWER	15.66	
				300-GARBAG	6.74	500-TAX	0.55	
							BALANCE	35.62
41-0031-01-0	STROOPE, SHIRLEY ANN 594 HARBIN	10/15/2001	4/22/2002	100-WATER	104.46	200-SEWER	66.15	
				300-GARBAG	25.10	500-TAX	2.07	
				650-PENALT	9.11	700-SVC CH	17.07	
							BALANCE	223.96
41-0031-10-0	WINN, CHRISTOPHER BEN 594 HARBIN	8/15/2008	12/08/2008	100-WATER	90.66	200-SEWER	51.34	
				300-GARBAG	20.18	303-GARBAG	1.60	
				400-STORM	6.35	500-TAX	1.66	
				650-PENALT	5.55			
							BALANCE	177.34
41-0035-07-0	ELLIS, JENNIFER 810 HARBIN	6/15/2006	11/07/2006	100-WATER	25.41	200-SEWER	19.54	
				300-GARBAG	6.61	303-GARBAG	0.17	
				400-STORM	2.13	500-TAX	0.55	
							BALANCE	54.41
41-0035-13-0	HALILI, FLAMUR 810 HARBIN	12/15/2009	1/14/2010	100-WATER	56.93	200-SEWER	48.78	
				300-GARBAG	19.40	400-STORM	5.77	
				500-TAX	1.59	650-PENALT	4.92	
							BALANCE	137.39
41-0040-04-0	COODY, JUSTIN 820 HARBIN	3/15/2012	6/20/2012	100-WATER	16.56	200-SEWER	17.92	
				300-GARBAG	6.38	303-GARBAG	0.20	
				400-STORM	1.80	500-TAX	0.53	
							BALANCE	43.39
41-0041-04-0	ACKER, WILLIAM MICHEL 830 HARBIN	8/15/2006	12/27/2006	100-WATER	13.98	200-SEWER	11.25	
				300-GARBAG	5.45	303-GARBAG	0.18	
				400-STORM	1.75	500-TAX	0.45	
							BALANCE	33.06
41-0060-04-0	SANCHEZ JR, CELESTINO 1997 W FREY	2/15/2004	2/24/2004	100-WATER	39.02	200-SEWER	37.58	
				300-GARBAG	26.35	400-STORM	7.57	

SEQUENCE: ACCOUNT NUMBER

ALL ACCOUNTS

WRITE OFF DATES: 0/00/0000 THRU 99/99/9999

BALANCES: NON ZERO BALANCES

Item 4.

ACCOUNT NO	NAME	LAST	BAD DEBT				
	SERVICE ADDRESS	BILL	DATE				
				500-TAX	2.17	650-PENALT	4.78
							BALANCE 117.47
41-0070-08-0	PORTER, CODY 1831 W FREY	5/15/2008	5/22/2008	100-WATER	24.67	200-SEWER	19.83
				300-GARBAG	10.71	303-GARBAG	0.68
				400-STORM	3.37	500-TAX	0.89
							BALANCE 60.15
41-0070-15-0	DEERING, TROY JASON 1831 W FREY	2/15/2014	4/09/2014	100-WATER	11.94	200-SEWER	10.74
				300-GARBAG	6.52	303-GARBAG	0.14
				400-STORM	1.73	500-TAX	0.54
							BALANCE 31.61
41-0070-16-0	SMITH, AIMEE RYANE 1831 W FREY	6/15/2014	9/12/2014	100-WATER	112.57	200-SEWER	103.52
				300-GARBAG	41.67	303-GARBAG	1.01
				400-STORM	11.02	500-TAX	3.45
				650-PENALT	13.35	706-TRANSF	8.65
							BALANCE 295.24
41-0078-02-0	DIXON, DAVID 1791 W FREY	2/15/2001	10/17/2001	100-WATER	47.87	200-SEWER	57.48
				300-GARBAG	30.76	500-TAX	2.53
				650-PENALT	7.37	700-SVC CH	15.30
							BALANCE 161.31
41-0080-02-0	BUTZ, CAPRICIA 1741 W FREY	8/15/2002	2/24/2003	100-WATER	87.41	200-SEWER	55.69
				300-GARBAG	15.87	500-TAX	1.31
				650-PENALT	3.94		
							BALANCE 164.22
41-0080-12-0	SCHICKEDANZ, AARON 1741 W FREY	8/15/2013	11/15/2013	100-WATER	137.53	200-SEWER	61.01
				300-GARBAG	12.92	303-GARBAG	0.27
				400-STORM	3.64	500-TAX	1.07
				650-PENALT	4.30		
							BALANCE 220.74
41-0081-00-0	FRANKEL, ELLEN 985 N CLEVELAND	12/15/1999	7/11/2000	100-WATER	19.44	200-SEWER	22.88
				300-GARBAG	15.14	500-TAX	1.25
							BALANCE 58.71
41-0098-01-0	GAMO, AMONICA 1220 N CLEVELAND	4/15/2002	9/26/2002	100-WATER	359.87	200-SEWER	95.23
				300-GARBAG	28.70	500-TAX	2.36
				650-PENALT	11.66	700-SVC CH	36.37
							BALANCE 534.19
41-0100-02-0	REEVES, RACHAEL AMBER 1215 N CLEVELAND	3/15/2006	5/15/2006	100-WATER	63.38	200-SEWER	51.36
				300-GARBAG	25.42	303-GARBAG	0.12
				400-STORM	8.15	500-TAX	2.09
				650-PENALT	5.49		
							BALANCE 156.01

SEQUENCE: ACCOUNT NUMBER

ALL ACCOUNTS

WRITE OFF DATES: 0/00/0000 THRU 99/99/9999

BALANCES: NON ZERO BALANCES

Item 4.

ACCOUNT NO	NAME	LAST	BAD DEBT				
	SERVICE ADDRESS	BILL	DATE				
41-0100-05-0	LOCKHART, PETE WARD 1215 N CLEVELAND	8/15/2007	8/29/2007	100-WATER	16.82	200-SEWER	15.15
				300-GARBAG	11.27	303-GARBAG	0.30
				400-STORM	3.54	500-TAX	0.93
				650-PENALT	0.39		
							BALANCE 48.40
41-0133-01-0	RAY, FRED 1389 WILDWOOD	5/15/2008	9/05/2008	100-WATER	26.00	200-SEWER	18.49
				300-GARBAG	9.54	303-GARBAG	0.61
				400-STORM	3.00	500-TAX	0.79
							BALANCE 58.43
41-0148-02-0	RAYOS, JENNIFER KRISTI 1790 OVERHILL	7/15/2011	10/24/2011	100-WATER	66.88	200-SEWER	34.79
				300-GARBAG	9.11	303-GARBAG	0.27
				400-STORM	2.66	500-TAX	0.76
							BALANCE 114.47
41-0157-07-0	LUNA- LINAN, ALDO 1811 OVERHILL	8/15/2014	9/12/2014	100-WATER	39.05	200-SEWER	45.13
				300-GARBAG	22.31	303-GARBAG	0.57
				400-STORM	5.90	500-TAX	1.85
				650-PENALT	3.42	700-SVC CH	20.00
							BALANCE 138.23
41-0174-03-0	LEPORIS, SKYLA 1375 N CLEVELAND	10/15/2014	10/24/2014	100-WATER	31.38	200-SEWER	32.85
				300-GARBAG	22.86	303-GARBAG	0.56
				400-STORM	6.05	500-TAX	1.89
				650-PENALT	2.89	702-DEL CH	15.07
							BALANCE 113.55
41-0175-00-0	TAYLOR, ALAN 1310 N CLEVELAND	2/15/2000	9/13/2000	200-SEWER	28.39	300-GARBAG	13.81
				500-TAX	1.14	700-SVC CH	25.00
							BALANCE 68.34
41-0182-01-0	LOYD, LEAH 1302 N CLEVELAND	8/15/2001	4/22/2002	100-WATER	204.72	200-SEWER	102.74
				300-GARBAG	24.89	500-TAX	2.05
				650-PENALT	7.92		
							BALANCE 342.32
41-0182-07-0	MASHBURN, KASEY 1302 N CLEVELAND	6/15/2004	2/07/2005	100-WATER	108.61	200-SEWER	55.30
				300-GARBAG	19.85	400-STORM	5.71
				500-TAX	1.64	650-PENALT	4.32
							BALANCE 195.43
41-0200-02-0	MORROW, CHRISTOPHER 1931 OVERHILL	7/15/2008	12/08/2008	100-WATER	105.66	200-SEWER	56.56
				300-GARBAG	20.75	303-GARBAG	1.65
				400-STORM	6.52	500-TAX	1.72
				650-PENALT	6.80	700-SVC CH	15.61
				701-CONN	15.61		
							BALANCE 230.88

SEQUENCE: ACCOUNT NUMBER

ALL ACCOUNTS

WRITE OFF DATES: 0/00/0000 THRU 99/99/9999

BALANCES: NON ZERO BALANCES

Item 4.

ACCOUNT NO	NAME	LAST	BAD DEBT				
	SERVICE ADDRESS	BILL	DATE				
41-0207-06-0	SHELTON, EDWIN 2120 WOODLAND	10/15/2006	2/13/2007	100-WATER	86.91	200-SEWER	38.22
				300-GARBAG	11.97	303-GARBAG	0.42
				400-STORM	3.86	500-TAX	0.99
							BALANCE 142.37
41-0207-07-0	PENWELL, KATHLENE 2120 WOODLAND	5/15/2007	8/29/2007	100-WATER	43.48	200-SEWER	26.33
				300-GARBAG	13.30	303-GARBAG	0.34
				400-STORM	4.18	500-TAX	1.10
				650-PENALT	1.73		
							BALANCE 90.46
41-0214-00-0	KILCREASE, NEAL 2081 WOODLAND	2/15/2003	10/15/2003	100-WATER	9.76	200-SEWER	21.95
				300-GARBAG	14.27	400-STORM	4.10
				500-TAX	1.18		
							BALANCE 51.26
41-0214-02-0	KING, JOY 2081 WOODLAND	10/15/2006	2/13/2007	100-WATER	52.44	200-SEWER	40.20
				300-GARBAG	16.79	303-GARBAG	0.59
				400-STORM	5.41	500-TAX	1.39
							BALANCE 116.82
41-0227-03-0	KING, CHRISTINE 2030 WOODLAND	2/15/2008	5/22/2008	100-WATER	61.26	200-SEWER	97.78
				300-GARBAG	29.71	303-GARBAG	1.23
				400-STORM	9.34	500-TAX	2.46
				650-PENALT	7.42	707-DEL CH	20.00
							BALANCE 229.20
41-0227-04-0	HENLEY, JAMIE LEIGH 2030 WOODLAND	4/15/2009	4/20/2009	100-WATER	51.10	200-SEWER	45.54
				300-GARBAG	16.67	400-STORM	5.07
				500-TAX	1.38	650-PENALT	2.49
				702-DEL CH	20.00		
							BALANCE 142.25
41-0233-01-0	BUTLER, CATHE 2010 WOODLAND	12/15/2002	6/13/2003	100-WATER	13.64	200-SEWER	14.38
				300-GARBAG	8.12	400-STORM	2.33
				500-TAX	0.67		
							BALANCE 39.14
41-0258-01-0	CISLER, EDWIN 2041 CRESTRIDGE	4/15/2013	8/14/2013	100-WATER	115.93	200-SEWER	56.34
				300-GARBAG	21.30	303-GARBAG	0.67
				400-STORM	6.00	500-TAX	1.76
							BALANCE 202.00
41-0315-02-0	HILL, HENRY DEHART 1111 HARBIN	3/15/2011	6/23/2011	100-WATER	62.37	200-SEWER	57.24
				300-GARBAG	22.44	303-GARBAG	0.25
				400-STORM	6.63	500-TAX	1.85
				650-PENALT	5.95		
							BALANCE 156.73
***** BOOK TOTALS ***** ACCTS: 37				100-WATER	2,367.31	200-SEWER	1,592.58
				300-GARBAG	638.43	303-GARBAG	12.52
				400-STORM	140.78	500-TAX	52.72

SEQUENCE: ACCOUNT NUMBER

ALL ACCOUNTS

WRITE OFF DATES: 0/00/0000 THRU 99/99/9999

BALANCES: NON ZERO BALANCES

Item 4.

ACCOUNT NO	----- NAME -----	LAST	BAD DEBT			
	----- SERVICE ADDRESS -----	BILL	DATE			
			650-PENALT	116.16	700-SVC CH	129.35
			701-CONN	15.61	702-DEL CH	35.07
			706-TRANSF	8.65	707-DEL CH	20.00
					BALANCE	5,129.18

SEQUENCE: ACCOUNT NUMBER

ALL ACCOUNTS

WRITE OFF DATES: 0/00/0000 THRU 99/99/9999

BALANCES: NON ZERO BALANCES

Item 4.

ACCOUNT NO	NAME	LAST	BAD DEBT				
	SERVICE ADDRESS	BILL	DATE				
44-0180-01-0	KING, BENJAMIN 1330 N CHARLOTTE	7/15/2007	10/12/2007	100-WATER	69.74	200-SEWER	62.96
				300-GARBAG	18.16	303-GARBAG	0.41
				400-STORM	5.71	500-TAX	1.51
							BALANCE 158.49
44-0210-00-0	SLECHTA, JUSTIN 1325 N CHARLOTTE	9/15/1999	4/10/2000	100-WATER	35.73	200-SEWER	55.42
				300-GARBAG	19.82	500-TAX	1.63
				650-PENALT	4.15	700-SVC CH	13.29
							BALANCE 130.04
44-0210-08-0	TITTLE, MEGAN RAE 1325 N CHARLOTTE	9/15/2003	4/15/2004	100-WATER	27.86	200-SEWER	26.77
				300-GARBAG	19.55	400-STORM	4.26
				500-TAX	1.61	650-PENALT	1.93
							BALANCE 81.98
44-0210-14-0	SCOTT, DAYTON WILLIAM 1325 N CHARLOTTE	9/15/2009	9/24/2009	100-WATER	26.11	200-SEWER	25.63
				300-GARBAG	9.43	400-STORM	2.80
				500-TAX	0.78		
							BALANCE 64.75
44-0240-01-0	CAVAZOS, FRANK 1350 MAGNOLIA	8/15/2002	2/24/2003	100-WATER	42.14	200-SEWER	56.86
				300-GARBAG	26.33	500-TAX	2.17
				650-PENALT	4.79	700-SVC CH	15.52
							BALANCE 147.81
44-0244-00-0	PENDLETON, TODD 1360 MAGNOLIA	9/15/2000	5/25/2001	100-WATER	231.43	200-SEWER	113.79
				300-GARBAG	32.35	500-TAX	2.66
				650-PENALT	17.48	700-SVC CH	20.00
							BALANCE 417.71
44-0248-01-0	HYDE, BETH 1370 MAGNOLIA	6/15/2008	6/20/2008	100-WATER	29.10	200-SEWER	28.16
				300-GARBAG	18.16	303-GARBAG	1.29
				400-STORM	5.72	500-TAX	1.50
				650-PENALT	2.98		
							BALANCE 86.91
44-0340-00-0	BLANTON, B E 1330 N LYDIA	4/15/2011	7/26/2011	100-WATER	26.11	200-SEWER	25.16
				300-GARBAG	9.89	303-GARBAG	0.27
				400-STORM	2.89	500-TAX	0.82
							BALANCE 65.14
44-0370-02-0	JACOBS, KIMBERLY KAYE 1385 N LYDIA	7/15/2003	1/16/2004	100-WATER	55.39	200-SEWER	60.84
				300-GARBAG	31.59	400-STORM	9.08
				500-TAX	2.60	650-PENALT	4.79
							BALANCE 164.29
44-0370-04-0	LANIER, BRIAN 1385 N LYDIA	9/15/2005	12/28/2005	100-WATER	36.76	200-SEWER	32.41
				300-GARBAG	10.18	400-STORM	3.39

SEQUENCE: ACCOUNT NUMBER

ALL ACCOUNTS

WRITE OFF DATES: 0/00/0000 THRU 99/99/9999

BALANCES: NON ZERO BALANCES

Item 4.

ACCOUNT NO	NAME	LAST	BAD DEBT					
	SERVICE ADDRESS	BILL	DATE					
				500-TAX	0.84	650-PENALT	8.46	
							BALANCE	92.04

*****	BOOK TOTALS	*****	ACCTS: 10	100-WATER	580.37	200-SEWER	488.00	
				300-GARBAG	195.46	303-GARBAG	1.97	
				400-STORM	33.85	500-TAX	16.12	
				650-PENALT	44.58	700-SVC CH	48.81	
							BALANCE	1,409.16

SEQUENCE: ACCOUNT NUMBER

ALL ACCOUNTS

WRITE OFF DATES: 0/00/0000 THRU 99/99/9999

BALANCES: NON ZERO BALANCES

Item 4.

ACCOUNT NO	NAME	LAST	BAD DEBT				
	SERVICE ADDRESS	BILL	DATE				
45-0051-01-0	NEDBALEK, DAVID 951 HARBIN	11/15/2007	2/28/2008	100-WATER	79.86	200-SEWER	26.98
				300-GARBAG	10.73	303-GARBAG	0.35
				400-STORM	3.37	500-TAX	0.88
							BALANCE 122.17
45-0064-00-0	EVANS, JOHN 1011 HARBIN	7/15/1999	2/14/2000	100-WATER	123.83	200-SEWER	15.90
				300-GARBAG	11.77	500-TAX	0.97
							BALANCE 152.47
45-0064-04-0	LITTLE, COREY L. 1011 HARBIN	4/15/2003	10/15/2003	100-WATER	42.48	200-SEWER	60.26
				300-GARBAG	30.07	400-STORM	8.64
				500-TAX	2.48	650-PENALT	3.69
							BALANCE 147.62
45-0075-02-0	SCHULZE, ED 1110 HARBIN	6/15/2004	8/20/2004	100-WATER	55.84	200-SEWER	57.33
				300-GARBAG	21.96	400-STORM	6.31
				500-TAX	1.81		
							BALANCE 143.25
45-0113-01-0	FARLEY, JEFFREY EARL 2121 MIMOSA CONTRACT: CTC AMOUNT OWED:	2/15/2011	5/25/2011	100-WATER	92.48	200-SEWER	79.21
				300-GARBAG	22.85	303-GARBAG	0.13
			0.00	400-STORM	6.80	500-TAX	1.88
				650-PENALT	6.14		
							BALANCE 209.49
45-0124-01-0	CORNISH, BENJAMIN MICHAEL 990 N LYDIA	9/15/2010	1/14/2011	100-WATER	7.95	200-SEWER	10.78
				300-GARBAG	4.77	400-STORM	1.42
				500-TAX	0.39		
							BALANCE 25.31
45-0140-02-0	HENSLEE, MICHAEL 925 N LYDIA	9/15/2006	12/27/2006	100-WATER	231.58	200-SEWER	63.64
				300-GARBAG	26.32	303-GARBAG	0.84
				400-STORM	11.29	500-TAX	2.17
				650-PENALT	19.56	707-DEL CH	20.00
							BALANCE 375.40
45-0140-06-0	AQUIRRE, ESPERANZA 925 N LYDIA	7/15/2010	8/09/2010	100-WATER	29.16	200-SEWER	11.10
				300-GARBAG	12.10	400-STORM	4.81
				500-TAX	0.99	650-PENALT	1.02
							BALANCE 59.18
45-0148-07-0	GOODNIGHT, REX 897 N LYDIA	5/15/2008	5/22/2008	100-WATER	28.24	200-SEWER	31.83
				300-GARBAG	14.95	303-GARBAG	0.94
				400-STORM	4.70	500-TAX	1.24
				650-PENALT	2.00		
							BALANCE 83.90
45-0150-00-1	RUSSELL, CLOVIS 898 N LYDIA	5/15/2010	3/25/2011	100-WATER	20.13	200-SEWER	20.22
				300-GARBAG	16.84	400-STORM	5.02

SEQUENCE: ACCOUNT NUMBER

ALL ACCOUNTS

WRITE OFF DATES: 0/00/0000 THRU 99/99/9999

BALANCES: NON ZERO BALANCES

Item 4.

ACCOUNT NO	NAME	LAST	BAD DEBT					
	SERVICE ADDRESS	BILL	DATE					
				500-TAX	1.39	700-SVC CH	17.44	
				702-DEL CH	11.62			
							BALANCE	92.66
45-0152-03-0	FRUITT, TOMMY JOE	5/15/2005	10/25/2005	100-WATER	43.06	200-SEWER	39.53	
	888 N LYDIA			300-GARBAG	13.08	400-STORM	4.36	
				500-TAX	1.08			
							BALANCE	101.11
45-0154-01-0	WELLS, LINDA	9/15/2005	12/28/2005	100-WATER	27.85	200-SEWER	30.55	
	889 N LYDIA			300-GARBAG	14.69	400-STORM	4.90	
				500-TAX	1.21			
							BALANCE	79.20
45-0157-02-0	TORRES, RICHARD	8/15/2002	2/24/2003	100-WATER	20.83	200-SEWER	30.59	
	879 N LYDIA			300-GARBAG	11.66	500-TAX	0.96	
							BALANCE	64.04
45-0160-05-0	STEELE, KENNETH CLAUDE	3/15/2007	6/20/2007	100-WATER	16.06	200-SEWER	12.92	
	868 N LYDIA			300-GARBAG	5.76	303-GARBAG	0.10	
				400-STORM	1.81	500-TAX	0.48	
							BALANCE	37.13
45-0177-03-0	KNOWLTON, DAWN	1/15/2006	5/15/2006	100-WATER	41.89	200-SEWER	57.92	
	821 N LYDIA			300-GARBAG	19.92	400-STORM	6.51	
				500-TAX	1.64	650-PENALT	6.02	
							BALANCE	133.90
45-0177-05-0	BARNES, BRANDY	2/15/2009	5/22/2009	100-WATER	62.84	200-SEWER	63.73	
	821 N LYDIA			300-GARBAG	17.74	303-GARBAG	0.16	
				400-STORM	5.57	500-TAX	1.47	
				650-PENALT	4.48			
							BALANCE	155.99
45-0180-03-0	MORGAN, KRYSTAL	10/15/2013	1/27/2014	100-WATER	21.77	200-SEWER	25.23	
	830 N LYDIA			300-GARBAG	16.04	303-GARBAG	0.41	
				400-STORM	4.52	500-TAX	1.33	
				650-PENALT	1.40			
							BALANCE	70.70
45-0212-01-0	NORRIS, MICHAEL	3/15/2000	10/09/2000	100-WATER	39.65	200-SEWER	47.62	
	592 N LYDIA			300-GARBAG	25.35	500-TAX	2.09	
				650-PENALT	6.86	700-SVC CH	15.07	
							BALANCE	136.64
45-0212-02-0	COWAN, HARLAN	10/15/2000	5/25/2001	100-WATER	14.70	200-SEWER	15.99	
	592 N LYDIA			300-GARBAG	14.40	500-TAX	1.18	
				700-SVC CH	8.55			
							BALANCE	54.82

SEQUENCE: ACCOUNT NUMBER

ALL ACCOUNTS

WRITE OFF DATES: 0/00/0000 THRU 99/99/9999

BALANCES: NON ZERO BALANCES

Item 4.

ACCOUNT NO	NAME	LAST	BAD DEBT					
	SERVICE ADDRESS	BILL	DATE					
45-0212-04-0	HALLMARK, MARY HELEN 592 N LYDIA	2/15/2002	6/20/2002	100-WATER	19.75	200-SEWER	20.62	
				300-GARBAG	10.55	500-TAX	0.87	
							BALANCE	51.79
45-0214-04-0	HOWELL, JASON 575 N LYDIA	3/15/2004	7/08/2004	100-WATER	91.70	200-SEWER	85.12	
				300-GARBAG	43.56	400-STORM	12.52	
				500-TAX	3.58	650-PENALT	13.70	
							BALANCE	250.18
45-0214-05-1	NICHOLS, MISTI DENE 575 N LYDIA	11/15/2006	6/20/2007	100-WATER	38.56	200-SEWER	29.91	
				300-GARBAG	11.80	303-GARBAG	0.27	
				400-STORM	3.80	500-TAX	0.97	
				650-PENALT	0.76			
							BALANCE	86.07
45-0214-13-0	REED, WENDY ANNE 575 N LYDIA	3/15/2014	9/12/2014	100-WATER	76.74	200-SEWER	71.51	
				300-GARBAG	25.83	303-GARBAG	0.57	
	CONTRACT: CTC	AMOUNT OWED: 0.00		400-STORM	6.95	500-TAX	2.14	
				650-PENALT	6.36			
							BALANCE	190.10
45-0242-00-0	CARR, RALPH 2131 W TARLETON	4/15/2014	7/10/2014	100-WATER	61.00	200-SEWER	44.37	
				300-GARBAG	34.02	303-GARBAG	0.79	
				400-STORM	9.00	500-TAX	2.82	
				650-PENALT	6.30	700-SVC CH	40.00	
				707-DEL CH	30.00			
							BALANCE	228.30
45-0277-02-0	TELEPCHAK, JAMES 530 N CHARLOTTE	10/15/2004	4/18/2005	100-WATER	69.03	200-SEWER	59.16	
				300-GARBAG	20.76	400-STORM	5.97	
				500-TAX	1.72	650-PENALT	6.81	
							BALANCE	163.45
45-0277-11-0	DODGEN, SAMUEL 530 N CHARLOTTE	11/15/2013	12/19/2013	100-WATER	97.25	200-SEWER	67.05	
				300-GARBAG	23.77	303-GARBAG	0.58	
				400-STORM	6.70	500-TAX	1.96	
				650-PENALT	4.88			
							BALANCE	202.19
45-0300-01-0	ABLES, MICHAEL 525 N CHARLOTTE	9/15/2007	1/04/2008	100-WATER	56.23	200-SEWER	54.51	
				300-GARBAG	26.95	303-GARBAG	0.71	
				400-STORM	8.47	500-TAX	2.23	
				650-PENALT	4.74			
							BALANCE	153.84
45-0300-03-0	MCGARVEY, CHARLES 525 N CHARLOTTE	8/15/2011	12/06/2011	100-WATER	73.84	200-SEWER	32.84	
				300-GARBAG	17.45	303-GARBAG	0.49	
	CONTRACT: CTC	AMOUNT OWED: 0.00		400-STORM	5.10	500-TAX	1.44	

SEQUENCE: ACCOUNT NUMBER

ALL ACCOUNTS

WRITE OFF DATES: 0/00/0000 THRU 99/99/9999

BALANCES: NON ZERO BALANCES

Item 4.

ACCOUNT NO	NAME	LAST	BAD DEBT						
	SERVICE ADDRESS	BILL	DATE						
								BALANCE	131.16
45-0300-05-1	MCGOUGH, WILLIAM CARSON	11/15/2012	2/04/2013	100-WATER	31.46	200-SEWER	30.45		
	525 N CHARLOTTE			300-GARBAG	14.43	303-GARBAG	0.45		
				400-STORM	4.07	500-TAX	1.19		
				650-PENALT	0.82			BALANCE	82.87
45-0308-03-0	GOFF, LARRY	11/15/2002	6/13/2003	100-WATER	60.73	200-SEWER	64.50		
	570 N CHARLOTTE			300-GARBAG	24.31	400-STORM	4.56		
				500-TAX	2.00	650-PENALT	5.65		
				700-SVC CH	16.19			BALANCE	177.94
45-0308-05-0	CATHEY, KARYLEN	1/15/2005	2/07/2005	100-WATER	39.52	200-SEWER	82.65		
	570 N CHARLOTTE			300-GARBAG	28.96	400-STORM	8.32		
				500-TAX	2.39	650-PENALT	5.86		
				707-DEL CH	20.00			BALANCE	187.70
45-0328-00-0	ROBERSON, EMILY	4/15/2007	8/29/2007	100-WATER	39.24	200-SEWER	26.60		
	828 N CHARLOTTE			300-GARBAG	18.40	303-GARBAG	0.31		
				400-STORM	5.78	500-TAX	1.52		
				650-PENALT	2.18			BALANCE	94.03
45-0335-03-0	HUNT, TIMOTHY WAYNE	2/15/2005	4/18/2005	100-WATER	48.31	200-SEWER	38.69		
	838 N CHARLOTTE			300-GARBAG	31.91	400-STORM	9.59		
				500-TAX	2.63	650-PENALT	5.64		
								BALANCE	136.77
45-0337-00-0	DAVIS, RUBY ALLEN	7/15/2004	2/07/2005	100-WATER	36.97	200-SEWER	69.48		
	839 N CHARLOTTE			300-GARBAG	30.65	400-STORM	8.81		
				500-TAX	2.53	650-PENALT	4.86		
				707-DEL CH	20.00			BALANCE	173.30
45-0337-03-0	HARRISON, SARAH ELIZABETH	7/15/2011	8/25/2011	100-WATER	26.15	200-SEWER	34.48		
	839 N CHARLOTTE			300-GARBAG	15.88	303-GARBAG	0.48		
				400-STORM	4.64	500-TAX	1.31		
				650-PENALT	1.90			BALANCE	84.84
45-0338-05-0	GALVAN, ERNEST	6/15/2003	11/13/2003	100-WATER	66.26	200-SEWER	72.78		
	849 N CHARLOTTE			300-GARBAG	32.07	400-STORM	9.22		
				500-TAX	2.64	650-PENALT	6.15		
								BALANCE	189.12
45-0352-14-0	HORECKA, CANDACE	4/15/2010	5/25/2010	100-WATER	50.33	200-SEWER	58.17		
	889 N CHARLOTTE			300-GARBAG	20.54	400-STORM	6.11		

SEQUENCE: ACCOUNT NUMBER

ALL ACCOUNTS

WRITE OFF DATES: 0/00/0000 THRU 99/99/9999

BALANCES: NON ZERO BALANCES

Item 4.

ACCOUNT NO	NAME	LAST BILL	BAD DEBT DATE					
				500-TAX	1.69	650-PENALT	4.35	
							BALANCE	141.19
45-0447-00-0	GILES, PHILLIP	12/15/2001	4/22/2002	100-WATER	22.55	200-SEWER	26.43	
	2341 MIMOSA			300-GARBAG	11.05	500-TAX	0.91	
							BALANCE	60.94
45-0458-01-0	LONEY, GEORGE	8/15/2002	2/24/2003	100-WATER	36.96	200-SEWER	45.30	
	2431 MIMOSA			300-GARBAG	18.35	500-TAX	1.51	
				650-PENALT	2.93			
							BALANCE	105.05
***** BOOK TOTALS ***** ACCTS: 39				100-WATER	2,042.78	200-SEWER	1,715.95	
				300-GARBAG	772.24	303-GARBAG	7.58	
				400-STORM	199.64	500-TAX	63.69	
				650-PENALT	135.06	700-SVC CH	97.25	
				702-DEL CH	11.62	707-DEL CH	90.00	
							BALANCE	5,135.81

SEQUENCE: ACCOUNT NUMBER

ALL ACCOUNTS

WRITE OFF DATES: 0/00/0000 THRU 99/99/9999

BALANCES: NON ZERO BALANCES

Item 4.

ACCOUNT NO	NAME	LAST	BAD DEBT					
	SERVICE ADDRESS	BILL	DATE					
47-0056-10-0	HARNANDEZ, TIFFANY MARIE 956 MOCKINGBIRD	6/15/2007	10/12/2007	100-WATER	28.67	200-SEWER	23.05	
				300-GARBAG	11.85	303-GARBAG	0.28	
				400-STORM	3.73	500-TAX	0.98	
							BALANCE	68.56
47-0087-00-0	CASAS, LISA 1012 MOCKINGBIRD	6/15/1999	12/16/1999	100-WATER	42.15	200-SEWER	77.95	
				300-GARBAG	26.37	500-TAX	2.17	
				650-PENALT	11.37	700-SVC CH	16.13	
							BALANCE	176.14
47-0097-02-0	BARNETT, DANNY 1014 MOCKINGBIRD	6/15/2007	10/12/2007	100-WATER	63.67	200-SEWER	112.74	
				300-GARBAG	26.60	303-GARBAG	0.59	
				400-STORM	8.36	500-TAX	2.20	
				650-PENALT	7.96	707-DEL CH	20.00	
							BALANCE	242.12
47-0112-01-0	LAWRENCE, CHRIS 1210 MOCKINGBIRD	10/15/2003	4/15/2004	100-WATER	63.85	200-SEWER	183.31	
				300-GARBAG	54.69	400-STORM	14.50	
				500-TAX	4.51	650-PENALT	20.76	
							BALANCE	341.62
47-0162-03-0	EARLEY, SHERRY 1203 MEADOWLARK	5/15/2008	9/05/2008	100-WATER	67.59	200-SEWER	17.77	
				300-GARBAG	6.17	303-GARBAG	0.40	
				400-STORM	1.94	500-TAX	0.51	
							BALANCE	94.38
47-0165-00-0	ROBERSON, BOBBY JEAN 1016 MEADOWLARK	3/15/2012	3/27/2012	100-WATER	10.59	200-SEWER	12.06	
				300-GARBAG	7.60	303-GARBAG	0.24	
				400-STORM	2.14	500-TAX	0.62	
							BALANCE	33.25
47-0174-01-1	WILLIAMS, AMANDA 1012 MEADOWLARK	11/15/2011	2/21/2012	100-WATER	61.28	200-SEWER	46.83	
				300-GARBAG	31.13	303-GARBAG	0.79	
				400-STORM	9.10	500-TAX	2.58	
				650-PENALT	5.56	707-DEL CH	20.00	
							BALANCE	177.27
47-0264-01-0	WHITIS, QUENTIN 916 MEADOWLARK	7/15/2002	12/02/2002	100-WATER	12.55	200-SEWER	23.74	
				300-GARBAG	8.79	500-TAX	0.73	
							BALANCE	45.81
47-0280-00-0	ARNOLD, HERB 905 MEADOWLARK	12/15/1999	7/11/2000	100-WATER	15.57	200-SEWER	25.56	
				300-GARBAG	15.29	500-TAX	1.26	
							BALANCE	57.68
47-0280-06-0	CAMPBELL, DYLAN 905 MEADOWLARK	2/15/2003	10/15/2003	100-WATER	43.08	200-SEWER	56.29	
				300-GARBAG	25.16	400-STORM	7.23	
				500-TAX	2.08	650-PENALT	4.95	

SEQUENCE: ACCOUNT NUMBER

ALL ACCOUNTS

WRITE OFF DATES: 0/00/0000 THRU 99/99/9999

BALANCES: NON ZERO BALANCES

Item 4.

ACCOUNT NO	NAME	LAST	BAD DEBT				
	SERVICE ADDRESS	BILL	DATE				
				700-SVC CH	20.00	701-CONN	20.00
						BALANCE	178.79
47-0280-18-0	KIMBLE, DAVIN 905 MEADOWLARK	11/15/2013	4/09/2014	100-WATER	23.55	200-SEWER	30.77
				300-GARBAG	10.50	303-GARBAG	0.27
				400-STORM	2.96	500-TAX	0.87
						BALANCE	68.92
47-0340-05-0	RASOR, STEPHENIE A 2560 W FREY	10/15/2003	1/16/2004	100-WATER	58.67	200-SEWER	57.20
				300-GARBAG	32.74	400-STORM	9.41
				500-TAX	2.70	650-PENALT	6.83
						BALANCE	167.55
47-0340-09-0	MONTELONGO, MEGAN 2560 W FREY	6/15/2007	6/20/2007	100-WATER	40.65	200-SEWER	44.25
				300-GARBAG	15.41	303-GARBAG	0.37
				400-STORM	4.84	500-TAX	1.28
				650-PENALT	1.20		
						BALANCE	108.00
47-0440-00-0	TALAMANTEZ, TRESSA A 1009 N DALE AV	8/15/2009	12/03/2009	100-WATER	46.33	200-SEWER	119.95
				300-GARBAG	28.71	303-GARBAG	0.23
				400-STORM	8.55	500-TAX	2.37
				650-PENALT	7.96	707-DEL CH	20.00
						BALANCE	234.10
47-0440-03-1	SEVIM, LACEY 1009 N DALE AV	10/15/2011	2/21/2012	100-WATER	106.57	200-SEWER	77.05
				300-GARBAG	21.31	303-GARBAG	0.56
				400-STORM	6.23	500-TAX	1.76
				706-TRANSF	12.23		
						BALANCE	225.71
47-0455-00-0	SKIPWORTH, ERNESTEEN 1201 N DALE AV	4/15/2005	9/29/2005	100-WATER	17.62	200-SEWER	17.95
				300-GARBAG	9.86	400-STORM	3.29
				500-TAX	0.82		
						BALANCE	49.54
47-0480-03-0	WOOD, BRYAN KEVIN 1209 N DALE AV	10/15/2014	10/24/2014	100-WATER	314.38	200-SEWER	98.04
				300-GARBAG	24.29	303-GARBAG	0.59
				400-STORM	6.43	500-TAX	2.01
				650-PENALT	4.83		
						BALANCE	450.57
***** BOOK TOTALS ***** ACCTS: 17				100-WATER	1,016.77	200-SEWER	1,024.51
				300-GARBAG	356.47	303-GARBAG	4.32
				400-STORM	88.71	500-TAX	29.45
				650-PENALT	71.42	700-SVC CH	36.13
				701-CONN	20.00	706-TRANSF	12.23
				707-DEL CH	60.00		
						BALANCE	2,720.01

SEQUENCE: ACCOUNT NUMBER

ALL ACCOUNTS

WRITE OFF DATES: 0/00/0000 THRU 99/99/9999

BALANCES: NON ZERO BALANCES

Item 4.

ACCOUNT NO	NAME	LAST	BAD DEBT				
	SERVICE ADDRESS	BILL	DATE				
61-0002-00-0	STEPHENVILLE ICE COMPANY 2104 W WASHINGTON	3/15/2003	10/15/2003	100-WATER	72.11	200-SEWER	29.53
				300-GARBAG	167.96	400-STORM	46.19
				500-TAX	13.86	650-PENALT	9.89
				707-DEL CH	20.00		
							BALANCE 359.54
61-0002-03-0	LAKE HIGHLANDS FINANCIAL SE 2104 W WASHINGTON	1/15/2010	5/25/2010	100-WATER	26.22	200-SEWER	22.13
				300-GARBAG	35.26	400-STORM	28.96
				500-TAX	2.91	650-PENALT	5.07
							BALANCE 120.55
61-0008-02-0	BPRES UNIVERSITY PLAZA, LLC 2101 W WASHINGTON	1/15/2010	5/25/2010	100-WATER	207.30	200-SEWER	176.01
				300-GARBAG	28.95	400-STORM	15.09
				500-TAX	2.39	700-SVC CH	11.49
							BALANCE 441.23
61-0014-02-0	DRY CLEAN SUPER CENTER 2301 W WASHINGTON	6/15/2008	10/17/2008	100-WATER	434.24	200-SEWER	320.16
				300-GARBAG	137.51	303-GARBAG	9.67
				400-STORM	30.22	500-TAX	11.35
							BALANCE 943.15
61-0025-00-0	MR. JIMS PIZZA 2127 W WASHINGTON	1/15/2003	6/13/2003	100-WATER	35.53	200-SEWER	35.95
				300-GARBAG	225.42	500-TAX	18.60
				650-PENALT	10.15		
							BALANCE 325.65
61-0025-02-0	MR. JIMS PIZZA 2127 W WASHINGTON	5/15/2002	7/26/2002	100-WATER	54.96	200-SEWER	56.28
				300-GARBAG	308.90	500-TAX	25.49
				650-PENALT	21.90	700-SVC CH	56.03
							BALANCE 523.56
61-0025-03-0	JFR ENTERPRISES INC. 2127 W WASHINGTON	7/15/2003	1/16/2004	100-WATER	36.30	200-SEWER	34.74
				300-GARBAG	227.37	500-TAX	18.76
				650-PENALT	10.71		
							BALANCE 327.88
61-0028-00-0	BAR H ENTERPRISES 2133 W WASHINGTON	10/15/2007	1/28/2008	100-WATER	71.24	200-SEWER	37.84
				300-GARBAG	906.47	302-GARBAG	65.86
				303-GARBAG	27.10	500-TAX	74.79
				502-TAX	5.43		
							BALANCE 1,188.73
61-0113-00-0	CANTERBURY VILLA 2309 W WASHINGTON	11/15/2007	4/21/2008	100-WATER	375.81	200-SEWER	292.37
				300-GARBAG	438.69	303-GARBAG	14.47
				400-STORM	39.95	500-TAX	36.19
							BALANCE 1,197.48
61-0117-00-0	KEN'S VACUUM & SEWING 2317 W WASHINGTON	5/15/2003	11/13/2003	100-WATER	44.42	200-SEWER	43.25
				300-GARBAG	120.87	400-STORM	18.82

SEQUENCE: ACCOUNT NUMBER

ALL ACCOUNTS

WRITE OFF DATES: 0/00/0000 THRU 99/99/9999

BALANCES: NON ZERO BALANCES

Item 4.

ACCOUNT NO	NAME	LAST	BAD DEBT					
	SERVICE ADDRESS	BILL	DATE					
				500-TAX	9.97	650-PENALT	5.66	
				707-DEL CH	20.00			
							BALANCE	262.99
61-0165-02-0	MCKEE, KEVIN	10/15/1999	5/10/2000	100-WATER	19.28	200-SEWER	21.95	
	200 BARKER			300-GARBAG	15.95	500-TAX	1.31	
							BALANCE	58.49
61-0165-03-0	KELLER, THOMAS	12/15/2000	7/06/2001	100-WATER	45.89	200-SEWER	54.51	
	200 BARKER			300-GARBAG	31.18	500-TAX	2.56	
				650-PENALT	9.08	700-SVC CH	69.38	
							BALANCE	212.60
61-0170-00-0	KEAHI, DEBRA ATKINSON	9/15/2006	12/27/2006	100-WATER	32.98	200-SEWER	24.21	
	202 BARKER			300-GARBAG	13.50	303-GARBAG	0.46	
				400-STORM	4.35	500-TAX	1.11	
							BALANCE	76.61
61-0170-04-0	HODGES, LESLIE WAYNE	7/14/2000	2/09/2001	100-WATER	15.09	200-SEWER	16.45	
	202 BARKER			300-GARBAG	14.72	500-TAX	1.21	
				650-PENALT	0.90			
							BALANCE	48.37
61-0178-00-0	MILLER, DENISE	11/15/2004	4/18/2005	100-WATER	41.43	200-SEWER	53.97	
	212 BARKER			300-GARBAG	29.01	400-STORM	8.33	
				500-TAX	2.39	650-PENALT	4.23	
							BALANCE	139.36
61-0180-04-0	MCCRAW, LAURA	3/15/2012	6/20/2012	100-WATER	20.14	200-SEWER	29.95	
	214 BARKER			300-GARBAG	19.27	303-GARBAG	0.50	
				400-STORM	5.49	500-TAX	1.59	
				700-SVC CH	17.94	702-DEL CH	11.96	
							BALANCE	106.84
61-0185-00-0	MILLER TRAILER COURTS	9/15/2008	1/26/2009	100-WATER	332.50	200-SEWER	307.15	
	220 BARKER			300-GARBAG	344.02	303-GARBAG	26.04	
				400-STORM	101.45	500-TAX	28.39	
				650-PENALT	76.08	707-DEL CH	20.00	
							BALANCE	1,235.63
61-0208-00-0	WEST, SUE	10/15/2000	11/09/2000	100-WATER	37.90	200-SEWER	72.55	
	270 BARKER			300-GARBAG	32.48	500-TAX	2.67	
				650-PENALT	8.75	700-SVC CH	20.00	
							BALANCE	174.35
61-0208-04-0	PHELPS, GENEVA FAYE	11/15/2010	12/02/2010	100-WATER	36.02	200-SEWER	33.13	
	270 BARKER			300-GARBAG	12.24	400-STORM	3.64	
				500-TAX	1.01			
							BALANCE	86.04

SEQUENCE: ACCOUNT NUMBER

ALL ACCOUNTS

WRITE OFF DATES: 0/00/0000 THRU 99/99/9999

BALANCES: NON ZERO BALANCES

Item 4.

ACCOUNT NO	NAME	LAST	BAD DEBT					
	SERVICE ADDRESS	BILL	DATE					
61-0208-06-0	HOWLE, JUSTIN 270 BARKER	9/15/2012	12/13/2012	100-WATER	4.81	200-SEWER	12.05	
				300-GARBAG	10.02	303-GARBAG	0.30	
				400-STORM	2.82	500-TAX	0.83	
							BALANCE	30.83
61-0210-02-0	DIXON, JOHNATHON 290 BARKER	11/15/1999	1/11/2000	100-WATER	319.97	200-SEWER	87.18	
				300-GARBAG	31.19	500-TAX	2.57	
				650-PENALT	6.96	700-SVC CH	35.95	
							BALANCE	483.82
61-0224-01-0	POGUE, JUDITH 498 N RETA	2/15/2003	10/15/2003	100-WATER	50.61	200-SEWER	50.41	
				300-GARBAG	34.51	400-STORM	9.92	
				500-TAX	2.84	650-PENALT	8.56	
				702-DEL CH	18.39			
							BALANCE	175.24
61-0244-00-0	KEENAN, STEPHANIE 251 N RETA	5/15/2002	9/26/2002	100-WATER	153.81	200-SEWER	100.64	
				300-GARBAG	30.58	500-TAX	2.52	
				650-PENALT	16.07	700-SVC CH	17.87	
							BALANCE	321.49
61-0248-00-0	POWELL, DOYLE & LEONA 214 N RETA	10/15/2001	4/22/2002	100-WATER	40.94	200-SEWER	54.41	
				300-GARBAG	21.98	500-TAX	1.81	
				650-PENALT	4.07			
							BALANCE	123.21
61-0250-02-0	COLWICK, KAREN 211 N RETA	7/14/2000	2/09/2001	100-WATER	36.76	200-SEWER	62.45	
				300-GARBAG	16.61	500-TAX	1.37	
				650-PENALT	6.08	700-SVC CH	3.53-	
							BALANCE	119.74
61-0250-04-0	JAGGARS, MARVIN 211 N RETA	5/15/2005	10/25/2005	100-WATER	10.33	200-SEWER	13.95	
				300-GARBAG	6.00	400-STORM	2.00	
				500-TAX	0.50			
							BALANCE	32.78
61-0254-00-0	BERCK, REBECCA 208 N RETA	3/15/2001	10/17/2001	100-WATER	55.95	200-SEWER	79.16	
				300-GARBAG	31.88	500-TAX	2.63	
				650-PENALT	9.31	700-SVC CH	15.99	
							BALANCE	194.92
61-0257-07-0	VAUGHN, MARIA 125 N RETA	1/15/2011	4/25/2011	100-WATER	32.25	200-SEWER	29.72	
				300-GARBAG	10.53	303-GARBAG	0.05	
				400-STORM	3.13	500-TAX	0.87	
							BALANCE	76.55
61-0274-06-0	CUMMINGS, DORIS 190 N RETA	10/15/2003	1/16/2004	100-WATER	54.43	200-SEWER	58.26	
				300-GARBAG	27.87	400-STORM	8.01	

SEQUENCE: ACCOUNT NUMBER

ALL ACCOUNTS

WRITE OFF DATES: 0/00/0000 THRU 99/99/9999

BALANCES: NON ZERO BALANCES

Item 4.

ACCOUNT NO	NAME	LAST	BAD DEBT				
	SERVICE ADDRESS	BILL	DATE				
				500-TAX	2.30	650-PENALT	5.84
				706-TRANSF	9.09		
						BALANCE	165.80
61-0274-07-0	PETTEY, STEPHNA 190 N RETA	7/15/2004	2/07/2005	100-WATER	60.21	200-SEWER	54.52
				300-GARBAG	20.54	400-STORM	5.90
				500-TAX	1.69		
						BALANCE	142.86
61-0274-16-0	SISNEY, MEGAN PATRICIA 190 N RETA	3/15/2011	5/25/2011	100-WATER	18.87	200-SEWER	16.50
				300-GARBAG	12.82	303-GARBAG	0.18
				400-STORM	3.77	500-TAX	1.06
				650-PENALT	0.78		
						BALANCE	53.98
61-0391-00-0	MAGIC TOUCH CAR WASH #3 2620 W WASHINGTON	11/15/2000	8/24/2001	100-WATER	76.24		
						BALANCE	76.24
61-0500-00-0	WILDER, JAMES 181 SEMINOLE DR	4/15/1999	12/16/1999	100-WATER	113.97	200-SEWER	46.58
				300-GARBAG	15.38	500-TAX	1.27
				650-PENALT	3.00		
						BALANCE	180.20
61-0500-05-0	HALLMARK, LAURA ELIZABETH 181 SEMINOLE DR	4/15/2012	8/15/2012	100-WATER	33.91	200-SEWER	27.15
				300-GARBAG	13.95	303-GARBAG	0.47
				400-STORM	3.93	500-TAX	1.15
						BALANCE	80.56
61-0507-00-0	KENNEDY, BOBBY 141 SEMINOLE DR	9/15/1999	4/10/2000	100-WATER	19.61	200-SEWER	10.38
				300-GARBAG	10.93	500-TAX	0.90
						BALANCE	41.82
61-0507-03-0	CALAHAN, MICHAEL 141 SEMINOLE DR	6/15/2002	10/18/2002	100-WATER	21.25	200-SEWER	21.60
				300-GARBAG	15.36	500-TAX	1.27
				650-PENALT	1.09		
						BALANCE	60.57
61-0507-09-0	JIMENEZ, JOSE ALFREDO 141 SEMINOLE DR	3/15/2008	6/20/2008	100-WATER	31.64	200-SEWER	25.41
				300-GARBAG	14.88	303-GARBAG	0.71
				400-STORM	4.68	500-TAX	1.23
						BALANCE	78.55
61-0524-08-0	MOSHER, SCOTT 230 SEMINOLE DR	11/15/2011	12/06/2011	100-WATER	23.35	200-SEWER	21.58
				300-GARBAG	9.16	303-GARBAG	0.22
				400-STORM	2.68	500-TAX	0.76
						BALANCE	57.75
61-0545-05-0	MAUNU, CHRISTI LEE 141 OMAHA	8/15/2005	11/23/2005	100-WATER	37.22	200-SEWER	29.97
				300-GARBAG	10.76	400-STORM	3.58

SEQUENCE: ACCOUNT NUMBER

ALL ACCOUNTS

WRITE OFF DATES: 0/00/0000 THRU 99/99/9999

BALANCES: NON ZERO BALANCES

Item 4.

ACCOUNT NO	NAME	LAST	BAD DEBT				
	SERVICE ADDRESS	BILL	DATE				
				500-TAX	0.89		
						BALANCE	82.42
61-0545-07-0	EVERETT, LEANN ELIZABETH 141 OMAHA	6/15/2010	10/12/2010	100-WATER	47.89	200-SEWER	44.37
				300-GARBAG	19.41	400-STORM	5.77
				500-TAX	1.60	650-PENALT	3.78
						BALANCE	122.82
61-0548-00-0	ANDERSON, DUSTY 121 OMAHA	6/15/2004	2/07/2005	100-WATER	8.35	200-SEWER	8.00
				300-GARBAG	5.77	400-STORM	1.66
				500-TAX	0.48		
						BALANCE	24.26
61-0548-11-0	SMITH, MEGAN 121 OMAHA	2/15/2014	4/09/2014	100-WATER	17.35	200-SEWER	19.51
				300-GARBAG	16.90	303-GARBAG	0.38
				400-STORM	4.57	500-TAX	1.40
				650-PENALT	1.20		
						BALANCE	61.31
61-0555-00-0	HARROLD, KYLE 112 OMAHA	1/15/2008	4/21/2008	100-WATER	47.63	200-SEWER	72.19
				300-GARBAG	28.30	303-GARBAG	1.11
				400-STORM	8.90	500-TAX	2.34
				650-PENALT	6.30	707-DEL CH	20.00
						BALANCE	186.77
61-0670-02-0	RAMSEY, LESLIE JANE 128 COMANCHE	9/15/2006	12/27/2006	100-WATER	54.16	200-SEWER	33.21
				300-GARBAG	16.69	303-GARBAG	0.53
				400-STORM	5.37	500-TAX	1.38
				650-PENALT	4.76		
						BALANCE	116.10
61-0675-02-0	RIEDMANN, WALTER WAYNE 121 COMANCHE	6/15/2004	2/07/2005	100-WATER	69.03	200-SEWER	79.78
				300-GARBAG	30.62	400-STORM	8.80
				500-TAX	2.53	650-PENALT	7.14
				702-DEL CH	18.86		
						BALANCE	216.76
61-0690-02-0	BOLLING, GAIL 211 CHOCTAW	9/15/2009	1/14/2010	100-WATER	44.07	200-SEWER	76.75
				300-GARBAG	15.64	303-GARBAG	0.04
				400-STORM	4.66	500-TAX	1.29
						BALANCE	142.45
61-0736-03-0	ASHBY, RANDI MICHELE 110 N DALE AV	5/15/2008	9/05/2008	100-WATER	16.51	200-SEWER	13.22
				300-GARBAG	10.48	303-GARBAG	0.66
				400-STORM	3.29	500-TAX	0.86
				650-PENALT	0.50		
						BALANCE	45.52
61-0740-00-0	WILSON, MICHELE 2334 DENMAN	11/15/1999	6/09/2000	100-WATER	119.52	200-SEWER	97.39
				300-GARBAG	29.34	500-TAX	2.42

SEQUENCE: ACCOUNT NUMBER

ALL ACCOUNTS

WRITE OFF DATES: 0/00/0000 THRU 99/99/9999

BALANCES: NON ZERO BALANCES

Item 4.

ACCOUNT NO	NAME	LAST	BAD DEBT					
	SERVICE ADDRESS	BILL	DATE					
				650-PENALT	5.77			BALANCE 254.44
61-0740-04-0	SMITH, DONNA 2334 DENMAN	5/15/2002	9/26/2002	100-WATER	57.47	200-SEWER	65.11	
				300-GARBAG	22.18	500-TAX	1.83	
				650-PENALT	5.55			BALANCE 152.14
61-0742-01-0	CHURCH, BRITTANY ANN 2320 DENMAN	7/15/2004	2/07/2005	100-WATER	56.34	200-SEWER	46.87	
				300-GARBAG	13.86	400-STORM	3.98	
				500-TAX	1.15			BALANCE 122.20
61-0764-01-0	FULFER, PATRICIA 205 N ROWLAND	8/15/2003	1/16/2004	100-WATER	62.25	200-SEWER	57.92	
				300-GARBAG	28.90	400-STORM	8.31	
				500-TAX	2.38	650-PENALT	5.55	BALANCE 165.31
61-0764-04-0	COOPER, DARLA DSHAY 205 N ROWLAND	9/15/2012	12/13/2012	100-WATER	89.07	200-SEWER	76.89	
				300-GARBAG	24.33	303-GARBAG	0.59	
				400-STORM	6.85	500-TAX	2.01	
				650-PENALT	5.71			BALANCE 205.45
61-0770-02-0	ABREGO, DAVID 209 N ROWLAND	3/15/2004	10/12/2004	100-WATER	23.79	200-SEWER	44.58	
				300-GARBAG	18.36	400-STORM	5.28	
				500-TAX	1.51			BALANCE 93.52
61-0774-05-0	BRUNS, JACOB 212 N ROWLAND	6/15/2014	9/12/2014	100-WATER	30.47	200-SEWER	36.90	
				300-GARBAG	18.19	303-GARBAG	0.47	
				400-STORM	4.81	500-TAX	1.51	
				650-PENALT	1.98			BALANCE 94.33
61-0782-05-0	HOWARD, STEPHEN 217 N ROWLAND	8/15/2003	1/16/2004	100-WATER	48.08	200-SEWER	58.26	
				300-GARBAG	21.23	400-STORM	6.10	
				500-TAX	1.75	650-PENALT	4.85	BALANCE 140.27
61-0782-07-0	TOVES, ANTHONY 217 N ROWLAND	11/15/2004	4/18/2005	100-WATER	25.84	200-SEWER	22.29	
				300-GARBAG	8.79	400-STORM	2.52	
				500-TAX	0.72	650-PENALT	0.53	BALANCE 60.69
61-0792-00-0	HOUSEWRIGHT, GEORGE 225 N ROWLAND	10/15/2013	1/27/2014	100-WATER	38.84	200-SEWER	69.72	
				300-GARBAG	33.47	303-GARBAG	0.76	
				400-STORM	9.43	500-TAX	2.77	
				650-PENALT	5.71	707-DEL CH	20.00	

SEQUENCE: ACCOUNT NUMBER

ALL ACCOUNTS

WRITE OFF DATES: 0/00/0000 THRU 99/99/9999

BALANCES: NON ZERO BALANCES

Item 4.

ACCOUNT NO	NAME	LAST	BAD DEBT				
	SERVICE ADDRESS	BILL	DATE				
						BALANCE	180.70

*****	BOOK TOTALS	*****	ACCTS: 57	100-WATER	3,992.15	200-SEWER	3,387.01
				300-GARBAG	3,817.18	302-GARBAG	65.86
				303-GARBAG	84.71	400-STORM	443.21
				500-TAX	314.94	502-TAX	5.43
				650-PENALT	283.51	700-SVC CH	241.12
				702-DEL CH	49.21	706-TRANSF	9.09
				707-DEL CH	100.00		
						BALANCE	12,793.42

SEQUENCE: ACCOUNT NUMBER

ALL ACCOUNTS

WRITE OFF DATES: 0/00/0000 THRU 99/99/9999

BALANCES: NON ZERO BALANCES

Item 4.

ACCOUNT NO	NAME	LAST	BAD DEBT					
	SERVICE ADDRESS	BILL	DATE					
62-0054-01-0	COOPER, JENNIFER 309 N DALE AV	12/15/2003	5/28/2004	100-WATER	50.11	200-SEWER	80.54	
				300-GARBAG	35.11	400-STORM	13.45	
				500-TAX	2.89	650-PENALT	12.33	
							BALANCE	194.43
62-0077-00-0	SMART, TONY 210 N DALE AV	5/15/2000	1/09/2001	100-WATER	31.38	200-SEWER	56.56	
				300-GARBAG	28.99	500-TAX	2.39	
				650-PENALT	5.92	700-SVC CH	14.59	
							BALANCE	139.83
62-0077-02-0	GREEN, TERI 210 N DALE AV	2/15/2001	10/17/2001	100-WATER	28.88	200-SEWER	34.26	
				300-GARBAG	19.83	500-TAX	1.64	
				650-PENALT	1.79	700-SVC CH	10.02	
							BALANCE	96.42
62-0077-04-0	HOWELL, STEVE 210 N DALE AV	7/15/2002	12/02/2002	100-WATER	46.79	200-SEWER	80.18	
				300-GARBAG	27.32	500-TAX	2.25	
				650-PENALT	4.94	700-SVC CH	16.17	
							BALANCE	177.65
62-0077-11-0	FIZER, RYAN 210 N DALE AV	1/15/2013	5/29/2013	100-WATER	56.13	200-SEWER	41.18	
				300-GARBAG	14.01	303-GARBAG	0.36	
				400-STORM	3.95	500-TAX	1.16	
							BALANCE	116.79
62-0081-04-0	HAMBY, DAVID 202 N DALE AV	4/15/2002	7/26/2002	100-WATER	18.26	200-SEWER	21.74	
				300-GARBAG	13.60	500-TAX	1.12	
							BALANCE	54.72
62-0088-01-0	SWINDLE, BRENDA 2290 W TARLETON	4/15/2001	12/13/2001	100-WATER	22.50	200-SEWER	22.84	
				300-GARBAG	34.92	500-TAX	2.88	
				650-PENALT	2.45	700-SVC CH	13.60	
							BALANCE	99.19
62-0100-02-0	ARELLANO, KIMBERLY OTTO 2270 W TARLETON	6/15/2013	8/14/2013	100-WATER	26.82	200-SEWER	25.47	
				300-GARBAG	9.31	303-GARBAG	0.24	
				400-STORM	2.62	500-TAX	0.77	
							BALANCE	65.23
62-0100-03-0	ARELLANO, KIMBERLY OTTO 2270 W TARLETON	6/15/2013	8/14/2013	100-WATER	3.50	200-SEWER	3.40	
							BALANCE	6.90
62-0170-03-0	GOINS, STEVEN LEE 795 MOCKINGBIRD	2/15/2014	7/10/2014	100-WATER	69.37	200-SEWER	91.25	
				300-GARBAG	32.64	303-GARBAG	0.75	
				400-STORM	9.00	500-TAX	2.70	
				650-PENALT	7.35	707-DEL CH	30.00	
							BALANCE	243.06

SEQUENCE: ACCOUNT NUMBER

ALL ACCOUNTS

WRITE OFF DATES: 0/00/0000 THRU 99/99/9999

BALANCES: NON ZERO BALANCES

Item 4.

ACCOUNT NO	NAME	LAST	BAD DEBT				
	SERVICE ADDRESS	BILL	DATE				
62-0184-07-0	SEABOURN, BRANDY	12/15/2006	3/27/2007	100-WATER	30.81	200-SEWER	24.75
	2450 W JASMINE			300-GARBAG	13.23	303-GARBAG	0.27
				400-STORM	4.26	500-TAX	1.09
				650-PENALT	2.97		
							BALANCE 77.38
62-0188-00-0	SMITH, LISA	9/15/1999	11/10/1999	100-WATER	106.24	200-SEWER	64.05
	2525 W JASMINE			300-GARBAG	22.92	500-TAX	1.89
				650-PENALT	6.54	700-SVC CH	17.29
							BALANCE 218.93
62-0188-09-0	LIVINGSTON, MANDY	6/15/2014	9/12/2014	100-WATER	52.00	200-SEWER	48.77
	2525 W JASMINE			300-GARBAG	12.15	303-GARBAG	0.31
				400-STORM	3.21	500-TAX	1.01
							BALANCE 117.45
62-0194-04-0	HELAL, AMANDA DAWN	1/15/2012	4/27/2012	100-WATER	18.10	200-SEWER	27.60
	2585 W JASMINE			300-GARBAG	8.21	303-GARBAG	0.19
				400-STORM	2.40	500-TAX	0.68
							BALANCE 57.18
62-0227-06-0	SPEARS, III, JOHNNY MELVIN	11/15/2006	2/13/2007	100-WATER	68.90	200-SEWER	64.15
	2560 W HOLLY			300-GARBAG	18.64	303-GARBAG	0.50
				400-STORM	6.00	500-TAX	1.54
				650-PENALT	6.20	700-SVC CH	12.56
							BALANCE 178.49
62-0227-12-0	KREY, ARCY HAROLD	9/15/2011	1/16/2012	100-WATER	9.08	200-SEWER	10.22
	2560 W HOLLY			300-GARBAG	5.01	303-GARBAG	0.13
				400-STORM	1.47	500-TAX	0.41
							BALANCE 26.32
62-0255-01-0	OWEN, MARGARET	12/15/2006	3/27/2007	100-WATER	112.00	200-SEWER	36.87
	2520 PHELPS			300-GARBAG	26.27	303-GARBAG	0.57
				400-STORM	8.45	500-TAX	2.17
				650-PENALT	6.34	707-DEL CH	20.00
							BALANCE 212.67
62-0258-01-0	HALEY, CHRISTI	10/15/2003	4/15/2004	100-WATER	80.18	200-SEWER	63.64
	2540 PHELPS			300-GARBAG	34.22	400-STORM	8.62
				500-TAX	2.82	650-PENALT	13.11
							BALANCE 202.59
62-0265-04-0	ROBINSON, DESMOND	7/15/2014	9/12/2014	100-WATER	40.97	200-SEWER	50.47
	2565 PHELPS			300-GARBAG	22.68	303-GARBAG	0.58
				400-STORM	6.00	500-TAX	1.88
							BALANCE 122.58
62-0315-07-0	PRINCE, JULIE	6/15/2009	7/24/2009	100-WATER	57.17	200-SEWER	77.65
	2607 W HOLLY			300-GARBAG	19.34	303-GARBAG	0.02

SEQUENCE: ACCOUNT NUMBER

ALL ACCOUNTS

WRITE OFF DATES: 0/00/0000 THRU 99/99/9999

BALANCES: NON ZERO BALANCES

Item 4.

ACCOUNT NO	NAME	LAST	BAD DEBT				
	SERVICE ADDRESS	BILL	DATE				
				400-STORM	5.76	500-TAX	1.59
				650-PENALT	5.63		
						BALANCE	167.16
62-0315-09-0	DRAKE, LANCE	8/15/2011	12/06/2011	100-WATER	42.09	200-SEWER	36.26
	2607 W HOLLY			300-GARBAG	13.24	303-GARBAG	0.37
				400-STORM	3.87	500-TAX	1.09
						BALANCE	96.92
62-0340-03-0	ATKINS, WELDON GENE	7/15/2010	12/02/2010	100-WATER	70.71	200-SEWER	31.37
	2603 W JASMINE			300-GARBAG	10.68	400-STORM	3.18
				500-TAX	0.88		
						BALANCE	116.82
62-0340-19-0	RYRIE, LEROY DOUGLAS	11/15/2012	12/13/2012	100-WATER	133.00	200-SEWER	93.29
	2603 W JASMINE			300-GARBAG	25.84	303-GARBAG	0.80
				400-STORM	7.28	500-TAX	2.14
				650-PENALT	10.23		
						BALANCE	272.58
62-0376-00-0	COGBURN, JERRY D	2/15/2002	6/20/2002	100-WATER	35.15	200-SEWER	35.64
	2612 W FREY			300-GARBAG	17.79	500-TAX	1.47
						BALANCE	90.05
62-0378-04-0	GANN, RON	9/15/2002	9/26/2002	100-WATER	2,531.82	200-SEWER	77.92
	2610 W FREY			300-GARBAG	29.69	500-TAX	4.52
				650-PENALT	28.07	700-SVC CH	83.20
						BALANCE	2,755.22
62-0386-00-1	JONES, LANE	8/16/1999	2/09/2001	100-WATER	24.40	200-SEWER	30.44
	2608 W FREY			300-GARBAG	10.89	500-TAX	0.90
						BALANCE	66.63
62-0392-04-0	SMITH, NICHELE	2/15/2012	5/23/2012	100-WATER	33.81	200-SEWER	61.02
	2604 W FREY			300-GARBAG	19.39	303-GARBAG	0.48
				400-STORM	5.56	500-TAX	1.61
				650-PENALT	3.50		
						BALANCE	125.37
***** BOOK TOTALS ***** ACCTS: 27				100-WATER	3,800.17	200-SEWER	1,291.53
				300-GARBAG	525.92	303-GARBAG	5.57
				400-STORM	95.08	500-TAX	45.49
				650-PENALT	117.37	700-SVC CH	167.43
				707-DEL CH	50.00		
						BALANCE	6,098.56

SEQUENCE: ACCOUNT NUMBER

ALL ACCOUNTS

WRITE OFF DATES: 0/00/0000 THRU 99/99/9999

BALANCES: NON ZERO BALANCES

Item 4.

ACCOUNT NO	NAME	LAST BILL	BAD DEBT DATE				
71-0014-05-0	DAVIDSON, DONNA RAE	5/15/2014	9/12/2014	100-WATER	48.39	200-SEWER	69.61
	2753 W WASHINGTON			300-GARBAG	31.95	303-GARBAG	0.79
				400-STORM	9.00	500-TAX	2.64
				650-PENALT	6.65	707-DEL CH	30.00
							BALANCE 199.03
71-0408-00-0	MARSHALL, WENDY	3/15/2000	10/09/2000	100-WATER	38.21	200-SEWER	44.94
	3112 BOB WHITE			300-GARBAG	27.31	500-TAX	2.25
				650-PENALT	3.60	700-SVC CH	14.94
							BALANCE 131.25
71-0412-01-0	STRICKLAND, DANA	2/15/2007	5/18/2007	100-WATER	59.22	200-SEWER	68.52
	3126 BOB WHITE			300-GARBAG	26.66	303-GARBAG	0.29
				400-STORM	5.67	500-TAX	2.21
				650-PENALT	5.65		
							BALANCE 168.22
71-0416-06-0	MCDANIEL, JESSIE	5/15/2005	6/22/2005	100-WATER	63.60	200-SEWER	51.10
	3142 BOB WHITE			300-GARBAG	27.06	400-STORM	9.02
				500-TAX	2.23	650-PENALT	7.12
							BALANCE 160.13
71-0420-00-0	SHERWOOD, BRADY	12/15/2000	7/06/2001	100-WATER	33.28	200-SEWER	39.11
	3158 BOB WHITE			300-GARBAG	23.99	500-TAX	1.98
				650-PENALT	2.51	700-SVC CH	14.05
							BALANCE 114.92
71-0422-05-0	ZAHENSKY, RICK	9/15/2001	4/22/2002	100-WATER	45.82	200-SEWER	64.08
	3166 BOB WHITE			300-GARBAG	26.76	500-TAX	2.21
				650-PENALT	4.75	700-SVC CH	32.42
							BALANCE 176.04
71-0422-06-0	LANE, JASON	12/15/2001	4/22/2002	100-WATER	55.02	200-SEWER	43.76
	3166 BOB WHITE			300-GARBAG	28.04	500-TAX	2.32
				650-PENALT	5.36	700-SVC CH	26.25
							BALANCE 160.75
71-0476-02-0	MERRILL, ANN	6/15/2002	10/18/2002	100-WATER	42.33	200-SEWER	34.15
	3189 BOB WHITE			300-GARBAG	17.05	500-TAX	1.40
				650-PENALT	2.87		
							BALANCE 97.80
71-0476-07-0	TALAMANTEZ, LOUIS	10/15/2010	2/25/2011	100-WATER	48.24	200-SEWER	62.69
	3189 BOB WHITE			300-GARBAG	21.70	400-STORM	6.46
				500-TAX	1.78	650-PENALT	4.81
							BALANCE 145.68
71-0476-09-0	JONES, VICKIE JO	9/15/2011	1/16/2012	100-WATER	130.28	200-SEWER	53.86
	3189 BOB WHITE			300-GARBAG	18.56	303-GARBAG	0.49

SEQUENCE: ACCOUNT NUMBER

ALL ACCOUNTS

WRITE OFF DATES: 0/00/0000 THRU 99/99/9999

BALANCES: NON ZERO BALANCES

Item 4.

ACCOUNT NO	NAME	LAST	BAD DEBT				
	SERVICE ADDRESS	BILL	DATE				
				400-STORM	5.43	500-TAX	1.53
				650-PENALT	13.71		
							BALANCE 223.86
71-0478-05-0	DIXON, HEATHER 3181 BOB WHITE	8/15/2006	12/27/2006	100-WATER	39.94	200-SEWER	20.68
				300-GARBAG	10.02	303-GARBAG	0.31
				400-STORM	3.22	500-TAX	0.83
							BALANCE 75.00
71-0484-07-0	KAHLDEN, JEFF 3141 BOB WHITE	1/15/2004	7/08/2004	100-WATER	17.17	200-SEWER	38.53
				300-GARBAG	11.07	400-STORM	3.19
				500-TAX	0.91		
							BALANCE 70.87
71-0484-11-0	DELUNA, ESTEBAN 3141 BOB WHITE	9/15/2005	12/28/2005	100-WATER	51.93	200-SEWER	41.76
				300-GARBAG	20.27	400-STORM	6.76
				500-TAX	1.67	650-PENALT	3.96
				700-SVC CH	32.92		
							BALANCE 159.27
71-0492-01-0	FERRAZAS, REJUGIA 3109 BOB WHITE	11/15/2001	4/22/2002	100-WATER	37.66	200-SEWER	36.17
				300-GARBAG	24.25	500-TAX	2.00
				650-PENALT	2.96	700-SVC CH	14.43
							BALANCE 117.47
71-0494-02-0	REEVES, MONIQUE 3091 BOB WHITE	11/15/2001	4/22/2002	100-WATER	143.83	200-SEWER	105.06
				300-GARBAG	32.40	500-TAX	2.67
				650-PENALT	19.22	700-SVC CH	17.70
							BALANCE 320.88
71-0494-04-0	FANCHER, STEVEN 3101 BOB WHITE	4/15/2004	5/28/2004	100-WATER	13.84	200-SEWER	13.49
				300-GARBAG	7.34	400-STORM	2.11
				500-TAX	0.60		
							BALANCE 37.38
71-0646-01-0	CAMMACK, JAMES 2202 W SOUTH LOOP	3/15/2004	5/28/2004	100-WATER	14.40	200-SEWER	19.33
				300-GARBAG	5.14	400-STORM	1.97
				500-TAX	0.42		
							BALANCE 41.26
71-0648-00-0	LORI MASTERS 2155 W SOUTH LOOP	9/15/1999	11/10/1999	100-WATER	72.58	200-SEWER	114.25
				300-GARBAG	56.58	500-TAX	4.66
				650-PENALT	11.51	700-SVC CH	35.23
							BALANCE 294.81
71-0649-03-0	COCONUT HUT 2050 W SOUTH LOOP	8/15/2003	1/16/2004	100-WATER	10.81	200-SEWER	10.73
				300-GARBAG	11.70	500-TAX	0.96
							BALANCE 34.20
71-0664-13-0	LONGFELLOW, KYLE 1900 W GROESBECK	8/15/2012	8/15/2012	100-WATER	60.05	200-SEWER	54.96
				300-GARBAG	23.74	303-GARBAG	0.52

SEQUENCE: ACCOUNT NUMBER

ALL ACCOUNTS

WRITE OFF DATES: 0/00/0000 THRU 99/99/9999

BALANCES: NON ZERO BALANCES

Item 4.

ACCOUNT NO	NAME	LAST	BAD DEBT					
	SERVICE ADDRESS	BILL	DATE					
				400-STORM	6.69	500-TAX	1.96	
				650-PENALT	6.72			
							BALANCE	154.64
71-0664-14-0	PADGHAM, CAROL	3/15/2014	9/12/2014	100-WATER	20.96	200-SEWER	22.46	
	1900 W GROESBECK			300-GARBAG	9.34	303-GARBAG	0.21	
	CONTRACT: CTC	AMOUNT OWED:	0.00	400-STORM	2.47	500-TAX	0.77	
							BALANCE	56.21
71-0678-00-0	HARDMAN, GARLAND	2/15/2000	4/10/2000	100-WATER	25.27	200-SEWER	27.71	
	1730 W SOUTH LOOP			650-PENALT	2.74	700-SVC CH	11.65	
							BALANCE	67.37
71-0684-02-0	GLOW	7/15/2006	11/07/2006	100-WATER	57.65	200-SEWER	46.43	
	1690 W SOUTH LOOP			300-GARBAG	148.26	303-GARBAG	4.12	
				400-STORM	21.50	500-TAX	12.23	
							BALANCE	290.19
71-0698-01-0	BRANDED P WESTERN WARE	1/15/2014	1/27/2014	100-WATER	3.09	200-SEWER	2.67	
	1355 W SOUTH LOOP			300-GARBAG	25.50	303-GARBAG	0.56	
				400-STORM	10.72	500-TAX	2.10	
							BALANCE	44.64
71-0707-02-0	BICE ENGINE & MACHINE	9/15/2004	4/18/2005	100-WATER	37.25	200-SEWER	30.43	
	1345 W SOUTH LOOP			400-STORM	52.37	650-PENALT	5.42	
							BALANCE	125.47
71-0736-05-0	TEXAS STAR HOME & RANCH REA	4/15/2004	5/28/2004	100-WATER	25.56	200-SEWER	23.71	
	150 E SOUTH LOOP			300-GARBAG	177.24	400-STORM	36.00	
				500-TAX	14.63	650-PENALT	8.60	
							BALANCE	285.74
71-0812-00-0	FRIENDSHIP HOMES INC.	9/15/2001	4/22/2002	100-WATER	107.42	300-GARBAG	189.05	
	832 E SOUTH LOOP			500-TAX	15.60	650-PENALT	13.87	
				700-SVC CH	17.12			
							BALANCE	343.06
71-0812-02-0	STEPHENVILLE HOUSE MART	5/15/2002	9/26/2002	100-WATER	41.98	300-GARBAG	136.67	
	832 E SOUTH LOOP			500-TAX	11.28	650-PENALT	7.90	
							BALANCE	197.83
71-0834-00-0	ANDREWS, KENNETH D	4/15/2008	7/17/2008	100-WATER	92.90	200-SEWER	71.70	
	960 FM 205			300-GARBAG	20.72	303-GARBAG	1.27	
				400-STORM	8.69	500-TAX	1.71	
				650-PENALT	9.27			
							BALANCE	206.26
71-0851-05-0	VICTORY, JAMES RAY	10/15/2013	1/27/2014	100-WATER	38.94	200-SEWER	74.85	
	137 BYRON			300-GARBAG	21.62	303-GARBAG	0.52	

SEQUENCE: ACCOUNT NUMBER

ALL ACCOUNTS

WRITE OFF DATES: 0/00/0000 THRU 99/99/9999

BALANCES: NON ZERO BALANCES

Item 4.

ACCOUNT NO	NAME	LAST	BAD DEBT				
	SERVICE ADDRESS	BILL	DATE				
				400-STORM	6.09	500-TAX	1.79
				650-PENALT	4.44		
						BALANCE	148.25
71-0860-04-0	BARKER, KATHARINE SKINN 110 BYRON	2/15/2008	2/28/2008	100-WATER	466.88	200-SEWER	42.89
				300-GARBAG	12.47	303-GARBAG	0.49
				400-STORM	3.92	500-TAX	1.03
				650-PENALT	1.36		
						BALANCE	529.04
71-0860-05-0	GRAY, SHEILA 110 BYRON	10/15/2009	11/05/2009	100-WATER	147.37	200-SEWER	43.69
				300-GARBAG	17.07	303-GARBAG	0.02
				400-STORM	5.08	500-TAX	1.41
				650-PENALT	2.55		
						BALANCE	217.19
71-0863-01-0	SIKES, ANA/RICHARD 122 BYRON	9/15/2007	1/04/2008	100-WATER	14.46	200-SEWER	9.03
				300-GARBAG	4.13	303-GARBAG	0.12
				400-STORM	1.30	500-TAX	0.34
						BALANCE	29.38
71-0874-02-0	COGBURN, SANDRA 119 BYRON	6/15/2002	10/18/2002	100-WATER	38.42	200-SEWER	40.52
				300-GARBAG	18.76	500-TAX	1.54
				650-PENALT	3.29	700-SVC CH	52.42
						BALANCE	154.95
71-0874-03-0	KASINGER, PAM 119 BYRON	9/15/2002	4/17/2003	100-WATER	22.78	200-SEWER	23.62
				300-GARBAG	13.16	500-TAX	1.09
				650-PENALT	0.86		
						BALANCE	61.51
71-0874-07-0	MEDFORD, TIMOTHY CRAIG 119 BYRON	7/15/2006	11/07/2006	100-WATER	40.91	200-SEWER	44.30
				300-GARBAG	11.25	303-GARBAG	0.30
				400-STORM	3.62	500-TAX	0.93
						BALANCE	101.31
71-0874-10-2	ISOM, JENNIFER 119 BYRON	4/15/2010	5/25/2011	100-WATER	18.80	200-SEWER	14.11
				300-GARBAG	3.88	400-STORM	1.15
				500-TAX	0.32	650-PENALT	1.06
						BALANCE	39.32
71-0874-13-0	PRYOR, RUSTY LEE 119 BYRON	2/15/2012	5/23/2012	100-WATER	33.20	200-SEWER	30.34
				300-GARBAG	16.31	303-GARBAG	0.41
				400-STORM	4.68	500-TAX	1.35
				650-PENALT	2.69		
						BALANCE	88.98
71-0912-03-0	GOLLIDAY, DAVID 372 P R 1419 #1	4/15/2001	12/13/2001	100-WATER	67.09	200-SEWER	39.54
				650-PENALT	2.66	700-SVC CH	20.00

SEQUENCE: ACCOUNT NUMBER

ALL ACCOUNTS

WRITE OFF DATES: 0/00/0000 THRU 99/99/9999

BALANCES: NON ZERO BALANCES

Item 4.

ACCOUNT NO	NAME	LAST	BAD DEBT					BALANCE
	SERVICE ADDRESS	BILL	DATE					
								129.29
71-0912-04-0	WOODRUFF, ADAM	1/15/2002	6/20/2002	100-WATER	75.34	200-SEWER	67.97	
	372 P R 1419 #1			300-GARBAG	9.10	500-TAX	0.75	
				650-PENALT	8.12	700-SVC CH	33.71	
								BALANCE 194.99
71-0912-06-0	SALTER, JOHN	5/15/2004	12/02/2004	100-WATER	26.79	200-SEWER	26.10	
	184 P R 1419 #1							
								BALANCE 52.89
71-0912-12-0	HEMPHILL, DAVID BRANDON	7/15/2009	11/05/2009	100-WATER	68.08	200-SEWER	72.80	
	184 P R 1419 #1			300-GARBAG	17.36	303-GARBAG	0.14	
				400-STORM	5.17	500-TAX	1.43	
				650-PENALT	4.55			
								BALANCE 169.53
71-0912-13-0	SMITH, AMBER	6/15/2011	10/24/2011	100-WATER	13.78	200-SEWER	40.22	
	184 P R 1419 #1			300-GARBAG	9.78	303-GARBAG	0.33	
				400-STORM	2.91	500-TAX	0.81	
								BALANCE 67.83
71-0912-17-0	BLEDSON, KAYLI ANN	5/15/2013	8/14/2013	100-WATER	11.88	200-SEWER	16.52	
	184 P R 1419 #1			300-GARBAG	14.31	303-GARBAG	0.39	
				400-STORM	4.05	500-TAX	1.18	
				650-PENALT	0.82			
								BALANCE 49.15
71-0912-19-0	CANADA, MICHAEL	12/15/2013	1/27/2014	100-WATER	33.95	200-SEWER	45.91	
	184 P R 1419 #1			400-STORM	5.56	650-PENALT	2.58	
								BALANCE 88.00
71-0914-02-0	M McNALLY, PAUL	12/15/2000	7/06/2001	100-WATER	42.68	200-SEWER	108.68	
	332 P R 1419 #2			650-PENALT	4.82	700-SVC CH	15.89	
								BALANCE 172.07
71-0914-03-0	PARRACK, CASEY	3/15/2002	7/26/2002	100-WATER	79.15	200-SEWER	108.30	
	332 P R 1419 #2			650-PENALT	5.15	700-SVC CH	53.42	
								BALANCE 246.02
71-0916-01-0	COOK, AMIE	4/15/2001	12/13/2001	100-WATER	40.96	200-SEWER	39.84	
	288 P R 1419 #3			650-PENALT	2.19	700-SVC CH	13.73	
								BALANCE 96.72
71-0916-03-0	OJEDA, JULISSA	1/15/2003	6/13/2003	100-WATER	82.82	200-SEWER	126.99	
	288 P R 1419 #3			650-PENALT	7.67			
								BALANCE 217.48
71-0919-03-0	JONES, YOLANDA	7/14/2000	2/09/2001	100-WATER	39.97	200-SEWER	41.38	
	204 P R 1419 #6			650-PENALT	2.36	700-SVC CH	29.82	

SEQUENCE: ACCOUNT NUMBER

ALL ACCOUNTS

WRITE OFF DATES: 0/00/0000 THRU 99/99/9999

BALANCES: NON ZERO BALANCES

Item 4.

ACCOUNT NO	NAME	LAST	BAD DEBT					
	SERVICE ADDRESS	BILL	DATE					BALANCE
								113.53
71-0919-05-0	CARON, DAVID 204 P R 1419 #6	11/15/2000	7/06/2001	100-WATER	212.37	200-SEWER	133.43	
				300-GARBAG	24.24	500-TAX	2.00	
				650-PENALT	23.42	700-SVC CH	4.40-	
							BALANCE	391.06
71-0919-09-0	PAYNE, LISA 204 P R 1419 #6	3/15/2014	9/12/2014	100-WATER	33.30	200-SEWER	22.18	
				400-STORM	3.53	650-PENALT	0.31	
							BALANCE	59.32
71-0931-02-0	HOPKINS, DETAURAS 1208 COLLEGE FARM RD	12/15/2005	1/31/2006	100-WATER	124.84	300-GARBAG	23.03	
				400-STORM	7.68	500-TAX	1.90	
				650-PENALT	5.10			
							BALANCE	162.55
71-0931-07-0	HARRISON, BENJAMIN 1208 COLLEGE FARM RD	2/15/2014	7/10/2014	100-WATER	13.22	200-SEWER	12.61	
				300-GARBAG	3.71	303-GARBAG	0.08	
				400-STORM	1.05	500-TAX	0.31	
							BALANCE	30.98
71-0942-03-0	LEWIS, TERESA RENITA 1002 COLLEGE FARM RD	9/15/2003	4/15/2004	100-WATER	134.37	300-GARBAG	32.34	
				400-STORM	8.57	500-TAX	2.67	
				650-PENALT	11.54			
							BALANCE	189.49
71-0942-04-0	SCOTT, BEVERLY SUE 1002 COLLEGE FARM RD	10/15/2004	12/02/2004	100-WATER	42.27	300-GARBAG	27.96	
				400-STORM	8.04	500-TAX	2.30	
				650-PENALT	2.60			
							BALANCE	83.17
71-0948-00-0	BAILEY, CARL 920 COLLEGE FARM RD	3/15/2002	6/20/2002	100-WATER	27.96	300-GARBAG	29.36	
				500-TAX	2.42	650-PENALT	1.96	
				700-SVC CH	20.00			
							BALANCE	81.70
71-0952-00-0	LANDERS, JANE 880 COLLEGE FARM RD	1/15/2001	2/09/2001	100-WATER	57.41	300-GARBAG	29.12	
				500-TAX	2.40	650-PENALT	2.73	
				700-SVC CH	20.00			
							BALANCE	111.66
***** BOOK TOTALS ***** ACCTS: 58				100-WATER	3,488.67	200-SEWER	2,437.71	
				300-GARBAG	1,497.33	303-GARBAG	11.36	
				400-STORM	263.67	500-TAX	123.52	
				650-PENALT	254.03	700-SVC CH	471.30	
				707-DEL CH	30.00			
							BALANCE	8,577.59

Item 4.

ACCOUNT NO	NAME	LAST	BAD DEBT				
	SERVICE ADDRESS	BILL	DATE				
72-0002-17-0	EVANS, TANNER JAY 993 LINGLEVILLE RD	6/15/2014	7/10/2014	100-WATER	205.82	200-SEWER	34.55
				300-GARBAG	28.98	303-GARBAG	0.74
				400-STORM	7.66	500-TAX	2.40
				650-PENALT	20.10	700-SVC CH	76.78
							BALANCE 377.03
72-0004-06-0	PEPPER, JOY JAY 995 LINGLEVILLE RD	1/15/2010	5/25/2010	100-WATER	19.36	200-SEWER	16.43
				300-GARBAG	12.12	400-STORM	3.60
				500-TAX	1.00	650-PENALT	0.14
				700-SVC CH	0.88	701-CONN	0.88
							BALANCE 54.41
72-0018-00-0	LOCKLAR, DEBRA 1009 LINGLEVILLE RD	4/15/2003	10/15/2003	100-WATER	51.65	200-SEWER	50.51
				300-GARBAG	18.87	400-STORM	5.42
				500-TAX	1.55		
							BALANCE 128.00
72-0018-01-0	BAKER, BECKI 1009 LINGLEVILLE RD	3/15/1999	12/16/1999	100-WATER	32.28	200-SEWER	40.81
				300-GARBAG	14.49	500-TAX	1.19
							BALANCE 88.77
72-0018-06-1	GAY, MAX 1009 LINGLEVILLE RD	11/15/2011	2/21/2012	100-WATER	10.38	200-SEWER	9.50
				300-GARBAG	4.93	303-GARBAG	0.12
				400-STORM	1.44	500-TAX	0.41
							BALANCE 26.78
72-0026-05-0	CORBIN, LAURA MICHELLE 1103 LINGLEVILLE RD	9/15/2009	1/14/2010	100-WATER	36.20	200-SEWER	30.87
				300-GARBAG	18.01	303-GARBAG	0.09
	CONTRACT: CTC	AMOUNT OWED: 0.00		400-STORM	5.36	500-TAX	1.48
				650-PENALT	2.30		
							BALANCE 94.31
72-0034-03-0	BAUGH, LASHAWNA 1109 LINGLEVILLE RD	1/15/2010	5/25/2010	100-WATER	49.23	200-SEWER	38.62
				300-GARBAG	14.16	400-STORM	4.21
				500-TAX	1.17	706-TRANSF	6.57
							BALANCE 113.96
72-0036-03-0	ERNST, LOUIS 1111 LINGLEVILLE RD	6/15/2014	9/12/2014	100-WATER	10.44	200-SEWER	8.50
				300-GARBAG	4.49	303-GARBAG	0.11
				400-STORM	1.19	500-TAX	0.37
							BALANCE 25.10
72-0066-04-0	HUERTA, SERAFIN 104 SHARP DR	1/15/2008	1/28/2008	100-WATER	40.93	200-SEWER	36.56
				300-GARBAG	18.51	303-GARBAG	0.79
				400-STORM	5.82	500-TAX	1.53
				650-PENALT	2.77		
							BALANCE 106.91
72-0078-05-0	WILLIAMS, TRACY ALLEN 205 SHARP DR	7/15/2006	11/07/2006	100-WATER	30.56	200-SEWER	35.52
				300-GARBAG	14.18	303-GARBAG	0.40

SEQUENCE: ACCOUNT NUMBER

ALL ACCOUNTS

WRITE OFF DATES: 0/00/0000 THRU 99/99/9999

BALANCES: NON ZERO BALANCES

Item 4.

ACCOUNT NO	NAME	LAST	BAD DEBT					
	SERVICE ADDRESS	BILL	DATE					
				400-STORM	4.56	500-TAX	1.17	
							BALANCE	86.39
72-0078-09-0	ELLIOTT, STACI ELAINE 205 SHARP DR	7/15/2011	10/24/2011	100-WATER	76.51	200-SEWER	31.38	
				300-GARBAG	12.44	303-GARBAG	0.35	
				400-STORM	3.64	500-TAX	1.03	
							BALANCE	125.35
72-0080-03-0	FARGASON, KIMBERLY RAE 207 SHARP DR	8/15/2011	12/06/2011	100-WATER	58.82	200-SEWER	75.02	
				300-GARBAG	19.25	303-GARBAG	0.58	
				400-STORM	5.63	500-TAX	1.59	
				650-PENALT	4.46			
							BALANCE	165.35
72-0110-01-0	GELSKI, KRAIG ALAN 218 SHARP DR	1/15/2012	4/27/2012	100-WATER	95.35	200-SEWER	37.61	
				300-GARBAG	14.58	303-GARBAG	0.39	
				400-STORM	4.27	500-TAX	1.20	
							BALANCE	153.40
72-0114-06-0	MORGAN, JOHN 219 SHARP DR	9/15/2012	12/13/2012	100-WATER	45.48	200-SEWER	40.06	
				300-GARBAG	12.64	303-GARBAG	0.36	
				400-STORM	3.56	500-TAX	1.04	
							BALANCE	103.14
72-0122-04-0	MCNAIR, PERRY 223 SHARP DR	3/15/2009	7/24/2009	100-WATER	12.61	200-SEWER	10.79	
				300-GARBAG	4.72	400-STORM	1.49	
				500-TAX	0.39			
							BALANCE	30.00
72-0122-09-0	MARSH, TIFFANY LEZETT 223 SHARP DR	7/15/2013	11/15/2013	100-WATER	62.40	200-SEWER	59.18	
				300-GARBAG	21.30	303-GARBAG	0.54	
				400-STORM	6.00	500-TAX	1.76	
				650-PENALT	7.48			
							BALANCE	158.66
72-0144-00-0	OAKLEY, BILLIE 234 SHARP DR	10/15/2000	11/09/2000	100-WATER	186.66	200-SEWER	88.64	
				300-GARBAG	32.94	500-TAX	2.71	
				650-PENALT	23.60	700-SVC CH	18.06	
							BALANCE	352.61
72-0254-00-0	BURNS, CHARLES 103 DOUBLE HORN	12/15/2012	4/12/2013	100-WATER	30.17	200-SEWER	32.40	
				300-GARBAG	26.98	303-GARBAG	0.81	
				400-STORM	7.60	500-TAX	2.23	
				650-PENALT	2.24	700-SVC CH	20.00	
				702-DEL CH	20.00	707-DEL CH	20.00	
							BALANCE	162.43
72-0260-00-0	HOWARD, DANA 109 DOUBLE HORN	1/15/2008	1/28/2008	100-WATER	5.50	200-SEWER	14.11	
				300-GARBAG	4.77	303-GARBAG	0.20	

SEQUENCE: ACCOUNT NUMBER

ALL ACCOUNTS

WRITE OFF DATES: 0/00/0000 THRU 99/99/9999

BALANCES: NON ZERO BALANCES

Item 4.

ACCOUNT NO	NAME	LAST	BAD DEBT					
	SERVICE ADDRESS	BILL	DATE					
				400-STORM	1.50	500-TAX	0.39	
							BALANCE	26.47
72-0482-03-0	HUBBARD, NICOLE 104 DOUBLE HORN	6/15/2011	10/24/2011	100-WATER	56.62	200-SEWER	52.67	
				300-GARBAG	19.01	303-GARBAG	0.60	
				400-STORM	5.56	500-TAX	1.57	
				650-PENALT	4.17			
							BALANCE	140.20
72-0486-04-0	ROSS, CANDIACE ELYSE 217 PRAIRIE WIND	5/15/2005	8/29/2005	100-WATER	42.28	200-SEWER	42.06	
				300-GARBAG	23.61	400-STORM	7.87	
				500-TAX	1.94	650-PENALT	3.33	
							BALANCE	121.09
72-0501-01-0	LEACH, MARY ANN 209 PRAIRIE WIND	2/15/2003	6/13/2003	100-WATER	35.62	200-SEWER	49.35	
				300-GARBAG	29.14	400-STORM	8.37	
				500-TAX	2.40	650-PENALT	4.88	
							BALANCE	129.76
72-0514-07-0	RALSTON, KRISTI 203 PRAIRIE WIND	6/15/2011	10/24/2011	100-WATER	11.03	200-SEWER	9.80	
				300-GARBAG	7.91	303-GARBAG	0.27	
				400-STORM	2.31	500-TAX	0.65	
							BALANCE	31.97
72-0524-10-0	PARKER, RODNEY LEE 200 MOONLIGHT TR	8/15/2010	1/14/2011	100-WATER	26.11	200-SEWER	28.19	
				300-GARBAG	10.37	400-STORM	3.09	
				500-TAX	0.86	650-PENALT	1.25	
							BALANCE	69.87
72-0532-01-0	GARCIA, CORY 205 MOONLIGHT TR **FILED BKR 12-22-03	7/15/2003	1/16/2004	100-WATER	33.42	200-SEWER	41.25	
				300-GARBAG	18.44	400-STORM	5.30	
				500-TAX	1.52			
							BALANCE	99.93
72-0534-03-0	FULCHER, AMBER 207 MOONLIGHT TR	5/15/2012	8/15/2012	100-WATER	95.46	200-SEWER	55.07	
				300-GARBAG	15.09	303-GARBAG	0.48	
				400-STORM	4.25	500-TAX	1.25	
							BALANCE	171.60
72-0538-02-0	BURCH, RANDY OR STACY 211 MOONLIGHT TR	7/15/2003	1/16/2004	100-WATER	10.40	200-SEWER	31.03	
				300-GARBAG	11.48	400-STORM	3.30	
				500-TAX	0.95			
							BALANCE	57.16
72-0546-01-0	RUNYON, FRANCES 215 MOONLIGHT TR	10/15/2012	12/13/2012	100-WATER	46.57	200-SEWER	50.70	
				300-GARBAG	21.24	303-GARBAG	0.60	
				400-STORM	5.98	500-TAX	1.76	
				650-PENALT	4.11			
							BALANCE	130.96

SEQUENCE: ACCOUNT NUMBER

ALL ACCOUNTS

WRITE OFF DATES: 0/00/0000 THRU 99/99/9999

BALANCES: NON ZERO BALANCES

Item 4.

ACCOUNT NO	NAME	LAST	BAD DEBT				
	SERVICE ADDRESS	BILL	DATE				
72-0561-01-0	MILLS, SCOTT 228 MOONLIGHT TR	6/15/2005	9/29/2005	100-WATER	17.25	200-SEWER	16.48
				300-GARBAG	8.98	400-STORM	2.99
				500-TAX	0.74		
						BALANCE	46.44
***** BOOK TOTALS ***** ACCTS: 29				100-WATER	1,435.11	200-SEWER	1,067.66
				300-GARBAG	463.63	303-GARBAG	7.43
				400-STORM	121.97	500-TAX	38.25
				650-PENALT	80.83	700-SVC CH	115.72
				701-CONN	0.88	702-DEL CH	20.00
				706-TRANSF	6.57	707-DEL CH	20.00
						BALANCE	3,378.05

SEQUENCE: ACCOUNT NUMBER

ALL ACCOUNTS

WRITE OFF DATES: 0/00/0000 THRU 99/99/9999

BALANCES: NON ZERO BALANCES

Item 4.

ACCOUNT NO	NAME	LAST	BAD DEBT				
	SERVICE ADDRESS	BILL	DATE				
73-0018-02-0	HENDERSON, REBECCA OR RODN 240 MOONLIGHT TR	6/15/1999	12/16/1999	100-WATER	33.37	200-SEWER	62.62
				300-GARBAG	22.40	500-TAX	1.84
				650-PENALT	2.75	700-SVC CH	14.94
							BALANCE 137.92
73-0018-05-0	SORRELS, JR, MACK R 240 MOONLIGHT TR	2/15/2003	10/15/2003	100-WATER	10.20	200-SEWER	19.45
				300-GARBAG	10.44	400-STORM	3.00
				500-TAX	0.86	701-CONN	7.99
							BALANCE 51.94
73-0026-15-0	JONES, JODIE 244 MOONLIGHT TR	4/15/2013	8/14/2013	100-WATER	96.62	200-SEWER	110.77
				300-GARBAG	24.80	303-GARBAG	0.73
				400-STORM	6.99	500-TAX	2.05
				650-PENALT	7.50		
							BALANCE 249.46
73-0126-03-0	TROUPE, JEREMY DAVID 301 MOONLIGHT TR	1/15/2004	7/08/2004	100-WATER	37.66	200-SEWER	36.88
				300-GARBAG	17.76	400-STORM	5.10
				500-TAX	1.47	650-PENALT	1.18
							BALANCE 100.05
73-0126-04-0	CALFY, CLINTON 301 MOONLIGHT TR	4/15/2004	12/02/2004	100-WATER	22.30	200-SEWER	21.95
				300-GARBAG	9.11	400-STORM	2.62
				500-TAX	0.75		
							BALANCE 56.73
73-0126-06-0	LEAINSKI, JOSHUA 301 MOONLIGHT TR	1/15/2006	1/31/2006	100-WATER	67.61	200-SEWER	54.43
				300-GARBAG	20.90	400-STORM	6.91
				500-TAX	1.72	650-PENALT	4.97
							BALANCE 156.54
73-0126-13-0	BARTON, BENJAMIN 301 MOONLIGHT TR	6/15/2013	11/15/2013	100-WATER	28.21	200-SEWER	33.15
				300-GARBAG	18.02	303-GARBAG	0.47
				400-STORM	5.08	500-TAX	1.49
				650-PENALT	1.99		
							BALANCE 88.41
73-0132-02-0	VANDAGRIFF, JASON 304 MOONLIGHT TR	5/15/1999	12/16/1999	100-WATER	121.41	200-SEWER	54.81
				300-GARBAG	18.34	500-TAX	1.51
				650-PENALT	12.79		
							BALANCE 208.86
73-0132-10-0	BOUTCHER, JOHN 304 MOONLIGHT TR	6/15/2008	10/17/2008	100-WATER	44.36	200-SEWER	35.75
				300-GARBAG	11.70	303-GARBAG	0.95
				400-STORM	3.68	500-TAX	0.96
				650-PENALT	0.24		
							BALANCE 97.64
73-0136-02-0	SPEARS, LEISA CAROL 307 MOONLIGHT TR	4/15/2008	4/21/2008	100-WATER	131.54	200-SEWER	87.60
				300-GARBAG	33.29	303-GARBAG	1.71

SEQUENCE: ACCOUNT NUMBER

ALL ACCOUNTS

WRITE OFF DATES: 0/00/0000 THRU 99/99/9999

BALANCES: NON ZERO BALANCES

Item 4.

ACCOUNT NO	NAME	LAST	BAD DEBT					
	SERVICE ADDRESS	BILL	DATE					
				400-STORM	10.47	500-TAX	2.75	
				650-PENALT	9.35	706-TRANSF	14.89	
							BALANCE	291.60
73-0138-04-0	MCCONNELL, RODNEY	8/15/2005	11/23/2005	100-WATER	48.70	200-SEWER	37.93	
	306 MOONLIGHT TR			300-GARBAG	16.66	400-STORM	5.56	
				500-TAX	1.38	650-PENALT	3.65	
							BALANCE	113.88
73-0140-06-0	TUPPER, JENNA MARIE	8/15/2012	12/13/2012	100-WATER	43.85	200-SEWER	40.84	
	308 MOONLIGHT TR			300-GARBAG	19.25	303-GARBAG	0.42	
				400-STORM	5.42	500-TAX	1.59	
				650-PENALT	2.43			
							BALANCE	113.80
73-0140-08-0	VOMVAS, CANDACE ALYSSA	3/15/2013	5/29/2013	100-WATER	8.32	200-SEWER	8.07	
	308 MOONLIGHT TR			300-GARBAG	12.15	303-GARBAG	0.39	
				400-STORM	3.42	500-TAX	1.00	
				650-PENALT	0.37			
							BALANCE	33.72
73-0144-00-0	SLONE, FRED L.	5/15/2002	9/26/2002	100-WATER	34.60	200-SEWER	53.27	
	311 MOONLIGHT TR			300-GARBAG	26.28	500-TAX	2.16	
				650-PENALT	4.13	700-SVC CH	15.17	
							BALANCE	135.61
73-0148-07-0	EVANS, AUSTIN GREGORY	6/15/2012	6/20/2012	100-WATER	14.49	200-SEWER	12.32	
	312 MOONLIGHT TR			300-GARBAG	5.54	303-GARBAG	0.16	
				400-STORM	1.56	500-TAX	0.46	
							BALANCE	34.53
73-0156-00-0	KAPULE, ELAINE	6/15/2000	12/12/2000	100-WATER	50.37	200-SEWER	60.11	
	316 MOONLIGHT TR			300-GARBAG	26.91	500-TAX	2.22	
				650-PENALT	5.15			
							BALANCE	144.76
73-0164-01-0	CLIFTON, JR, WILLARD DEMPSE	11/15/2008	3/12/2009	100-WATER	90.54	200-SEWER	49.53	
	320 MOONLIGHT TR			300-GARBAG	10.62	303-GARBAG	0.51	
				400-STORM	3.34	500-TAX	0.88	
							BALANCE	155.42
73-0170-00-0	FRAZIER, ARCH N	8/16/1999	3/09/2000	100-WATER	1,045.24	200-SEWER	11.49	
	322 MOONLIGHT TR			300-GARBAG	5.77	500-TAX	0.48	
							BALANCE	1,062.98
73-0170-02-0	WALTON, MICHAEL	5/15/2011	8/25/2011	100-WATER	15.93	200-SEWER	16.76	
	322 MOONLIGHT TR			300-GARBAG	14.86	303-GARBAG	0.46	
				400-STORM	4.34	500-TAX	1.23	
							BALANCE	53.58

SEQUENCE: ACCOUNT NUMBER

ALL ACCOUNTS

WRITE OFF DATES: 0/00/0000 THRU 99/99/9999

BALANCES: NON ZERO BALANCES

Item 4.

ACCOUNT NO	NAME	LAST	BAD DEBT				
	SERVICE ADDRESS	BILL	DATE				
73-0372-02-0	MUELLER, LANE 205 SPRING BOUQUET	3/15/2000	10/09/2000	100-WATER	36.68	200-SEWER	45.74
				300-GARBAG	18.35	500-TAX	1.52
				650-PENALT	3.98	700-SVC CH	13.14
							BALANCE 119.41
73-0372-08-0	PROVINS, JEANMARIE 205 SPRING BOUQUET	3/15/2010	6/21/2010	100-WATER	11.25	200-SEWER	13.18
				300-GARBAG	9.59	400-STORM	2.85
				500-TAX	0.79		
							BALANCE 37.66
73-0692-05-0	GRIFFITH, JEREMY SHANE 529 SPRING MEADOW	7/15/2013	11/15/2013	100-WATER	13.80	200-SEWER	11.99
				300-GARBAG	12.70	303-GARBAG	0.32
				400-STORM	3.58	500-TAX	1.05
				650-PENALT	0.40		
							BALANCE 43.84
73-0744-07-0	HOLLINGER, JACOB 516 SPRING MEADOW	9/15/2010	1/14/2011	100-WATER	22.45	200-SEWER	28.51
				300-GARBAG	14.95	400-STORM	4.45
				500-TAX	1.24	650-PENALT	1.51
							BALANCE 73.11
73-0744-08-0	GEIGER, KELLEY 516 SPRING MEADOW	6/15/2011	10/24/2011	100-WATER	13.18	200-SEWER	11.02
				300-GARBAG	6.52	303-GARBAG	0.22
				400-STORM	1.91	500-TAX	0.54
							BALANCE 33.39
73-0768-03-0	GREER, DEBRA ANN 202 SPRING BOUQUET	12/15/2012	5/29/2013	100-WATER	78.71	200-SEWER	41.68
				300-GARBAG	26.74	303-GARBAG	0.81
				400-STORM	7.81	500-TAX	2.21
				650-PENALT	7.39	700-SVC CH	1.27
							BALANCE 166.62
73-0770-03-0	GARNER, KAREN 505 SPRING MEADOW	10/15/2008	3/12/2009	100-WATER	141.07	200-SEWER	31.06
				300-GARBAG	21.32	303-GARBAG	1.53
				400-STORM	6.71	500-TAX	1.76
				650-PENALT	11.80		
							BALANCE 215.25
73-0780-03-0	THORNE, SCOTT MICHAEL 502 SPRING MEADOW	11/15/2004	2/07/2005	100-WATER	48.32	200-SEWER	38.69
				300-GARBAG	33.44	400-STORM	9.62
				500-TAX	2.76	650-PENALT	4.00
							BALANCE 136.83
73-0787-01-0	EBELING, BRENDA 701 SPRING MEADOW	10/15/2008	3/12/2009	100-WATER	148.18	200-SEWER	104.51
				300-GARBAG	24.74	303-GARBAG	1.81
				400-STORM	7.77	500-TAX	2.04
				650-PENALT	14.22	700-SVC CH	18.04
							BALANCE 321.31

SEQUENCE: ACCOUNT NUMBER

ALL ACCOUNTS

WRITE OFF DATES: 0/00/0000 THRU 99/99/9999

BALANCES: NON ZERO BALANCES

Item 4.

ACCOUNT NO	NAME	LAST	BAD DEBT				
	SERVICE ADDRESS	BILL	DATE				
73-0904-04-0	MULLINS, TORRIE 512 MOONLIGHT TR	6/15/2005	7/15/2005	100-WATER	28.60	200-SEWER	22.83
				300-GARBAG	21.27	400-STORM	7.09
				500-TAX	1.75	650-PENALT	3.22
						BALANCE	84.76
73-0904-08-0	CHAPPELL, JOSHUA 512 MOONLIGHT TR	10/15/2008	12/08/2008	100-WATER	394.38	200-SEWER	100.56
				300-GARBAG	25.62	303-GARBAG	1.85
				400-STORM	8.06	500-TAX	2.12
				650-PENALT	26.73		
						BALANCE	559.32
73-0990-00-0	CHEATHAM & LANSFORD 135 RIVER NORTH BLVD	5/15/2010	6/21/2010	100-WATER	54.44	200-SEWER	20.73
				300-GARBAG	113.74	301-GARBAG	5.83
				400-STORM	62.31	500-TAX	9.38
				501-TAX	0.49	700-SVC CH	60.00
						BALANCE	326.92
***** BOOK TOTALS ***** ACCTS: 31				100-WATER	2,936.38	200-SEWER	1,278.23
				300-GARBAG	653.78	301-GARBAG	5.83
				303-GARBAG	12.34	400-STORM	189.65
				500-TAX	53.96	501-TAX	0.49
				650-PENALT	129.75	700-SVC CH	122.56
				701-CONN	7.99	706-TRANSF	14.89
						BALANCE	5,405.85

SEQUENCE: ACCOUNT NUMBER

ALL ACCOUNTS

WRITE OFF DATES: 0/00/0000 THRU 99/99/9999

BALANCES: NON ZERO BALANCES

Item 4.

ACCOUNT NO	NAME	LAST	BAD DEBT					
	SERVICE ADDRESS	BILL	DATE					
74-0004-01-0	STEWARTS CAR WASH 1795 LINGLEVILLE RD	3/15/2002	7/26/2002	100-WATER	277.27	200-SEWER	243.80	
				300-GARBAG	159.01	500-TAX	13.12	
							BALANCE	693.20
74-0005-01-0	MCCLURE, LORI 1531 LINGLEVILLE RD	7/15/2008	12/08/2008	100-WATER	29.10	200-SEWER	23.28	
				300-GARBAG	20.03	303-GARBAG	1.60	
				400-STORM	6.30	500-TAX	1.66	
							BALANCE	81.97
74-0018-00-0	VOGUE CLEANERS 1511 LINGLEVILLE RD	11/15/2005	5/15/2006	100-WATER	903.87			
							BALANCE	903.87
74-0020-02-0	RODRIQUEZ, LORI 1507 LINGLEVILLE RD	8/15/2002	2/24/2003	100-WATER	58.29	200-SEWER	78.36	
				300-GARBAG	29.00	500-TAX	2.39	
				650-PENALT	5.27	700-SVC CH	16.16	
							BALANCE	189.47
74-0020-06-0	REGLIN, VICTORIA J 1507 LINGLEVILLE RD	6/15/2003	1/16/2004	100-WATER	23.99	300-GARBAG	13.85	
				400-STORM	3.98	500-TAX	1.14	
							BALANCE	42.96
74-0020-07-0	STANBERRY, MICHAEL 1507 LINGLEVILLE RD	5/15/2004	12/02/2004	100-WATER	38.82	300-GARBAG	26.84	
				400-STORM	7.72	500-TAX	2.22	
				650-PENALT	2.74			
							BALANCE	78.34
74-0025-05-0	SCHOOLER, KENNETH 240 DAVIS AVE	5/15/2004	12/02/2004	100-WATER	34.70	300-GARBAG	35.62	
				400-STORM	51.59	500-TAX	2.95	
				650-PENALT	1.88			
							BALANCE	126.74
74-0038-01-0	RIOS, EDDIE 230 DAVIS AVE	8/15/2007	1/04/2008	100-WATER	66.30	200-SEWER	83.88	
				300-GARBAG	25.61	303-GARBAG	0.62	
				400-STORM	8.05	500-TAX	2.11	
				650-PENALT	6.67			
							BALANCE	193.24
74-0046-04-0	HUDGPETH, ED 242 DAVIS AVE	2/15/2008	5/22/2008	100-WATER	27.67	200-SEWER	26.30	
				300-GARBAG	10.99	303-GARBAG	0.43	
				400-STORM	3.45	500-TAX	0.91	
							BALANCE	69.75
74-0066-01-0	SRADER, AMANDA 252 DAVIS AVE	8/15/2003	1/16/2004	100-WATER	98.98	200-SEWER	83.84	
				300-GARBAG	45.48	400-STORM	13.07	
				500-TAX	3.75	650-PENALT	11.56	
							BALANCE	256.68
74-0066-03-0	JACOBS, POLLY 252 DAVIS AVE	5/15/2005	8/29/2005	100-WATER	87.43	102-WATER	81.92	
				200-SEWER	96.69	300-GARBAG	34.62	

SEQUENCE: ACCOUNT NUMBER

ALL ACCOUNTS

WRITE OFF DATES: 0/00/0000 THRU 99/99/9999

BALANCES: NON ZERO BALANCES

Item 4.

ACCOUNT NO	NAME	LAST	BAD DEBT				
	SERVICE ADDRESS	BILL	DATE				
				400-STORM	11.10	500-TAX	2.85
				650-PENALT	10.62	702-DEL CH	18.33
						BALANCE	343.56
74-0076-01-0	BEINEMAN, RAMONA	8/15/2002	2/24/2003	100-WATER	40.77	200-SEWER	37.88
	258 DAVIS AVE			300-GARBAG	18.20	500-TAX	1.50
				650-PENALT	2.53		
						BALANCE	100.88
74-0156-08-1	MENDOZA, IVAN	10/15/2011	2/21/2012	100-WATER	159.49	200-SEWER	61.14
	1490 SHEILA			300-GARBAG	18.68	303-GARBAG	0.49
				400-STORM	5.46	500-TAX	1.54
				650-PENALT	1.15		
						BALANCE	247.95
74-0156-09-0	CASAS, BON	6/15/2012	8/15/2012	100-WATER	11.61	200-SEWER	18.14
	1490 SHEILA			300-GARBAG	7.06	303-GARBAG	0.20
				400-STORM	1.99	500-TAX	0.58
						BALANCE	39.58
74-0164-01-0	VINEYARD, MISSY	2/15/2007	5/18/2007	100-WATER	19.09	200-SEWER	17.83
	1413 SHEILA			300-GARBAG	7.04	303-GARBAG	0.02
				400-STORM	2.22	500-TAX	0.58
						BALANCE	46.78
74-0164-03-0	HOYT, CYNTHIA	12/15/2009	1/14/2010	100-WATER	74.31	200-SEWER	72.62
	1413 SHEILA			300-GARBAG	21.84	400-STORM	6.50
				500-TAX	1.80	650-PENALT	5.28
						BALANCE	182.35
74-0164-04-0	STAGGS, JEFFREY WAYNE	4/15/2010	8/09/2010	100-WATER	14.67	200-SEWER	13.56
	1413 SHEILA			300-GARBAG	10.06	400-STORM	2.99
				500-TAX	0.83	650-PENALT	0.33
						BALANCE	42.44
74-0164-05-0	CREWS, ANGELIA	7/15/2014	10/24/2014	100-WATER	46.76	200-SEWER	69.26
	1413 SHEILA			300-GARBAG	24.54	303-GARBAG	0.63
				400-STORM	6.49	500-TAX	2.03
				650-PENALT	5.70		
						BALANCE	155.41
74-0168-04-0	FUSELIER, TAMMY	8/15/2002	2/24/2003	100-WATER	36.72	200-SEWER	38.33
	1412 SHEILA			300-GARBAG	17.75	500-TAX	1.47
				650-PENALT	0.25		
						BALANCE	94.52
74-0168-06-0	KOCUREK, SUSAN	3/15/2005	8/29/2005	100-WATER	33.76	200-SEWER	27.14
	1412 SHEILA			300-GARBAG	13.60	400-STORM	4.54
				500-TAX	1.12	650-PENALT	3.19

SEQUENCE: ACCOUNT NUMBER

ALL ACCOUNTS

WRITE OFF DATES: 0/00/0000 THRU 99/99/9999

BALANCES: NON ZERO BALANCES

Item 4.

ACCOUNT NO	NAME	LAST	BAD DEBT						
	SERVICE ADDRESS	BILL	DATE						
								BALANCE	83.35
74-0218-00-0	LOWE, DAVID	9/15/2001	4/22/2002	100-WATER	70.91	200-SEWER	106.50		
	1419 LINGLEVILLE RD			300-GARBAG	30.27	500-TAX	2.49		
				650-PENALT	7.43	700-SVC CH	20.00		
								BALANCE	237.60
74-0220-06-0	WHITT, LARRY VAN	8/15/2013	11/15/2013	100-WATER	13.52	200-SEWER	39.04		
	1423 LINGLEVILLE RD			300-GARBAG	15.81	303-GARBAG	0.34		
				400-STORM	4.45	500-TAX	1.31		
				650-PENALT	1.58				
								BALANCE	76.05
74-0222-05-0	PENDLETON, MELINDA	11/15/2005	3/24/2006	100-WATER	71.04	200-SEWER	47.44		
	1425 LINGLEVILLE			300-GARBAG	17.70	400-STORM	5.90		
				500-TAX	1.46	650-PENALT	1.25		
								BALANCE	144.79
74-0222-06-0	YANG, DONGSHENG	1/15/2008	1/28/2008	100-WATER	56.69	200-SEWER	77.14		
	1425 LINGLEVILLE			300-GARBAG	25.76	303-GARBAG	1.00		
				400-STORM	8.10	500-TAX	2.13		
				650-PENALT	6.84	707-DEL CH	20.00		
								BALANCE	197.66
74-0224-00-0	WALLACE, MARGARET	1/15/2005	7/15/2005	100-WATER	16.95	200-SEWER	24.30		
	1429 LINGLEVILLE RD			300-GARBAG	16.09	400-STORM	4.63		
				500-TAX	1.33				
								BALANCE	63.30
74-0224-07-0	CARTER, ADAM PAUL	1/15/2009	5/22/2009	100-WATER	17.84	200-SEWER	15.24		
	1429 LINGLEVILLE RD			300-GARBAG	7.32	400-STORM	2.30		
				500-TAX	0.60				
								BALANCE	43.30
74-0224-09-0	OLSON, JONATHAN	7/15/2010	8/09/2010	100-WATER	15.63	200-SEWER	11.82		
	1429 LINGLEVILLE RD			300-GARBAG	7.99	400-STORM	2.37		
				500-TAX	0.66	650-PENALT	0.44		
								BALANCE	38.91
74-0230-07-0	CONDE, FELICIANO	3/15/2003	10/15/2003	100-WATER	51.60	200-SEWER	77.03		
	1437 LINGLEVILLE RD			300-GARBAG	28.51	400-STORM	8.19		
				500-TAX	2.35	650-PENALT	5.59		
								BALANCE	173.27
74-0230-17-0	RAY, CAROLYN	4/15/2014	7/10/2014	100-WATER	51.29	200-SEWER	39.00		
	1437 LINGLEVILLE RD			300-GARBAG	11.64	303-GARBAG	0.30		
				400-STORM	3.08	500-TAX	0.97		
				650-PENALT	0.25				
								BALANCE	106.53

Item 4.

ACCOUNT NO	NAME	LAST	BAD DEBT				
	SERVICE ADDRESS	BILL	DATE				
74-0242-08-0	JOSEPH, MELISSA 1457 LINGLEVILLE RD	8/15/2011	12/06/2011	100-WATER	82.60	200-SEWER	79.50
				300-GARBAG	30.78	303-GARBAG	0.93
				400-STORM	9.00	500-TAX	2.55
				650-PENALT	7.29	707-DEL CH	20.00
						BALANCE	232.65
74-0242-09-0	SMART, TONIA 1457 LINGLEVILLE RD	8/15/2012	12/13/2012	100-WATER	18.81	200-SEWER	19.40
				300-GARBAG	15.64	303-GARBAG	0.33
				400-STORM	4.41	500-TAX	1.29
				650-PENALT	1.19		
						BALANCE	61.07
74-0244-00-0	NEES, LINDA 1467 LINGLEVILLE RD	7/15/1999	2/14/2000	100-WATER	53.67	200-SEWER	70.24
				300-GARBAG	27.49	500-TAX	2.26
				650-PENALT	0.52		
						BALANCE	154.18
74-0246-07-0	LONG, CURTIS 1477 LINGLEVILLE RD	5/15/2014	9/12/2014	100-WATER	23.15	200-SEWER	28.44
				300-GARBAG	30.83	303-GARBAG	0.77
				400-STORM	5.44	500-TAX	2.56
				650-PENALT	2.18		
						BALANCE	93.37
74-0250-01-0	THE TINT SHOP 1658 LINGLEVILLE RD	2/15/2000	9/13/2000	100-WATER	50.64	200-SEWER	58.76
				300-GARBAG	21.55	500-TAX	1.79
				650-PENALT	9.33	700-SVC CH	34.08
						BALANCE	176.15
74-0252-03-0	LITTLE, SHERYL LYNN 1660 A LINGLEVILLE RD	11/15/2003	1/16/2004	100-WATER	20.98	200-SEWER	19.69
				300-GARBAG	37.37	500-TAX	3.09
				650-PENALT	1.80		
						BALANCE	82.93
74-0252-04-0	ALL AMERICAN PAINTBALL 1660 A LINGLEVILLE RD	8/15/2005	11/23/2005	100-WATER	29.38	200-SEWER	23.44
				300-GARBAG	31.48	500-TAX	2.60
				650-PENALT	2.70		
						BALANCE	89.60
***** BOOK TOTALS ***** ACCTS: 36				100-WATER	2,728.30	102-WATER	81.92
				200-SEWER	1,729.03	300-GARBAG	896.05
				303-GARBAG	7.66	400-STORM	193.32
				500-TAX	73.99	650-PENALT	105.56
				700-SVC CH	70.24	702-DEL CH	18.33
				707-DEL CH	40.00		
						BALANCE	5,944.40

SEQUENCE: ACCOUNT NUMBER

ALL ACCOUNTS

WRITE OFF DATES: 0/00/0000 THRU 99/99/9999

BALANCES: NON ZERO BALANCES

Item 4.

ACCOUNT NO	NAME	LAST	BAD DEBT				
	SERVICE ADDRESS	BILL	DATE				
78-0004-06-0	PERKINS, ANNE 201 BLUEBONNET	6/15/2011	10/24/2011	100-WATER	85.07	200-SEWER	38.60
				300-GARBAG	24.41	303-GARBAG	0.80
				400-STORM	7.14	500-TAX	2.02
				650-PENALT	6.69		
							BALANCE 164.73
78-0006-01-0	WALTON, JACKIE BURNS 229 BLUEBONNET	1/15/2011	4/25/2011	100-WATER	20.39	200-SEWER	24.28
				300-GARBAG	15.93	303-GARBAG	0.05
				400-STORM	4.74	500-TAX	1.31
							BALANCE 66.70
78-0010-00-0	ANDERSON, MARTI 2210 LINGLEVILLE RD **FILED 3-2-4	9/15/2003	4/15/2004	100-WATER	22.52	200-SEWER	37.93
				300-GARBAG	15.50	400-STORM	3.00
				500-TAX	1.28		
							BALANCE 80.23
78-0010-08-0	POPE, DEANN MAE 2210 LINGLEVILLE RD CONTRACT: CTC AMOUNT OWED:	7/15/2013	11/15/2013	100-WATER	352.46	200-SEWER	111.30
				300-GARBAG	28.06	303-GARBAG	0.71
				400-STORM	7.90	500-TAX	2.32
				650-PENALT	16.28		
							BALANCE 519.03
78-0017-02-0	BRADSHAW, JENNIFER 205 BLUEBONNET	4/15/2009	4/20/2009	100-WATER	16.67	200-SEWER	22.95
				300-GARBAG	12.57	400-STORM	3.81
				500-TAX	1.03	650-PENALT	1.08
							BALANCE 58.11
78-0019-06-0	LAMB, MICHAEL EDWARD 211 BLUEBONNET	12/15/2011	1/16/2012	100-WATER	23.53	200-SEWER	20.97
				300-GARBAG	16.17	303-GARBAG	0.42
				400-STORM	4.73	500-TAX	1.34
							BALANCE 67.16
78-0073-03-0	MORGAN, JAMES W. 125 WILLOW LN	11/15/2003	5/28/2004	100-WATER	48.61	200-SEWER	50.51
				300-GARBAG	19.40	400-STORM	5.57
				500-TAX	1.60	650-PENALT	4.48
							BALANCE 130.17
78-0073-04-0	JACKSON, MICHAEL 125 WILLOW LN	2/15/2005	4/18/2005	100-WATER	20.18	200-SEWER	15.74
				300-GARBAG	7.55	400-STORM	2.52
				500-TAX	0.62		
							BALANCE 46.61
78-0073-15-0	ELKINS, JOSEPH WAYNE 125 WILLOW LN	7/15/2013	11/15/2013	100-WATER	22.03	200-SEWER	25.45
				300-GARBAG	10.65	303-GARBAG	0.27
				400-STORM	3.00	500-TAX	0.88
							BALANCE 62.28
78-0074-00-0	ABERNATHIE, CARLYN 121 WILLOW LN	8/16/1999	9/23/1999	100-WATER	19.22	200-SEWER	23.90
				300-GARBAG	12.49	500-TAX	1.03

SEQUENCE: ACCOUNT NUMBER

ALL ACCOUNTS

WRITE OFF DATES: 0/00/0000 THRU 99/99/9999

BALANCES: NON ZERO BALANCES

Item 4.

ACCOUNT NO	NAME	LAST	BAD DEBT					
	SERVICE ADDRESS	BILL	DATE					BALANCE
								56.64
78-0075-05-0	WALTISPERGER, JARED 123 WILLOW LN	4/15/2007	5/18/2007	100-WATER	9.65	200-SEWER	12.58	
				300-GARBAG	6.91	303-GARBAG	0.10	
				400-STORM	2.17	500-TAX	0.57	
				650-PENALT	0.60			
								BALANCE 32.58
78-0081-04-0	ROBBINS, PAULA 119 WILLOW LN	9/15/2013	12/19/2013	100-WATER	88.91	200-SEWER	75.29	
				300-GARBAG	23.58	303-GARBAG	0.50	
				400-STORM	6.64	500-TAX	1.95	
				650-PENALT	5.94			
								BALANCE 202.81
78-0081-06-0	WILLIAMS, MICHELLE 119 WILLOW LN	4/15/2014	9/12/2014	100-WATER	45.84	200-SEWER	46.56	
				300-GARBAG	18.06	303-GARBAG	0.44	
				400-STORM	5.09	500-TAX	1.49	
				650-PENALT	2.40			
								BALANCE 119.88
78-0087-08-0	HENDON, STEVEN 111 WILLOW LN B	5/15/2009	9/23/2009	100-WATER	33.59	200-SEWER	29.49	
				300-GARBAG	17.03	400-STORM	5.07	
				500-TAX	1.40			
								BALANCE 86.58
78-0091-00-0	MASSIE, JAN 107 WILLOW LN A	2/15/2002	6/20/2002	100-WATER	47.07	200-SEWER	79.85	
				300-GARBAG	26.50	500-TAX	2.19	
				650-PENALT	5.50	700-SVC CH	33.20	
								BALANCE 194.31
78-0091-02-0	ATTAWAY, KEVIN S 107 WILLOW LN A	8/15/2003	1/16/2004	100-WATER	43.79	200-SEWER	54.93	
				300-GARBAG	24.04	400-STORM	6.91	
				500-TAX	1.98	650-PENALT	4.08	
								BALANCE 135.73
78-0104-01-0	MCDONALD, MAZELLE 103 B WILLOW LN	4/15/1999	9/23/1999	100-WATER	27.46	200-SEWER	41.84	
				300-GARBAG	20.18	500-TAX	1.66	
				650-PENALT	4.56			
								BALANCE 95.70
78-0106-05-0	DAWKINS, CHARLIE 105 A WILLOW LN	9/15/2006	12/27/2006	100-WATER	56.20	200-SEWER	43.85	
				300-GARBAG	24.85	303-GARBAG	0.79	
				400-STORM	8.00	500-TAX	2.05	
				650-PENALT	5.29	702-DEL CH	20.00	
								BALANCE 161.03
78-0108-07-0	GREENE, JEAN LOUISE 107 B WILLOW LN	3/15/2009	7/24/2009	100-WATER	51.18	200-SEWER	42.07	
				300-GARBAG	18.37	400-STORM	5.78	
				500-TAX	1.52			

SEQUENCE: ACCOUNT NUMBER

ALL ACCOUNTS

WRITE OFF DATES: 0/00/0000 THRU 99/99/9999

BALANCES: NON ZERO BALANCES

Item 4.

ACCOUNT NO	NAME	LAST	BAD DEBT					
	SERVICE ADDRESS	BILL	DATE					BALANCE
								118.92
78-0166-02-0	GALVAN, JAMES WILLIAM	10/15/2005	1/31/2006	100-WATER	48.88	200-SEWER	27.39	
	309 BLUEBONNET			300-GARBAG	9.70	400-STORM	3.23	
				500-TAX	0.80			
								BALANCE 90.00
78-0280-08-0	MERCER, JAIME	3/15/2013	8/14/2013	100-WATER	12.20	200-SEWER	11.20	
	1422 N DALE AV			300-GARBAG	5.11	303-GARBAG	0.17	
				400-STORM	1.44	500-TAX	0.42	
								BALANCE 30.54
78-0332-06-0	NOVAK, ROBERT	2/15/2006	5/15/2006	100-WATER	17.83	200-SEWER	14.33	
	226 ROSEBUD			300-GARBAG	8.15	400-STORM	1.74	
				500-TAX	0.67			
								BALANCE 42.72
78-0348-00-0	ACHORN, BRENT	9/15/2002	2/24/2003	100-WATER	58.48	200-SEWER	53.53	
	210 ROSEBUD			300-GARBAG	26.71	500-TAX	2.20	
								BALANCE 140.92
78-0374-02-0	TEAGUE, SYLVIA	11/15/2004	4/18/2005	100-WATER	19.04	200-SEWER	9.06	
	213 ROSEBUD			300-GARBAG	7.05	400-STORM	1.35	
				500-TAX	0.58			
								BALANCE 37.08
78-0377-02-0	WHITE, J B	4/15/2007	6/20/2007	100-WATER	21.48	200-SEWER	18.82	
	217 ROSEBUD			300-GARBAG	13.43	303-GARBAG	0.21	
				400-STORM	2.81	500-TAX	1.11	
								BALANCE 57.86
78-0384-04-0	NORRIS, TOM	6/15/2004	2/07/2005	100-WATER	55.50	102-WATER	71.64	
	225 ROSEBUD			200-SEWER	56.70	300-GARBAG	27.00	
	CONTRACT: CTC	AMOUNT OWED: 215.00		400-STORM	5.17	500-TAX	2.22	
				650-PENALT	8.97			
								BALANCE 227.20
78-0384-10-0	HAYES, AMBER	2/15/2009	5/22/2009	100-WATER	14.02	200-SEWER	11.95	
	225 ROSEBUD			300-GARBAG	6.72	303-GARBAG	0.04	
				400-STORM	1.41	500-TAX	0.55	
				650-PENALT	0.74			
								BALANCE 35.43
78-0412-05-0	CISNEROS, JENNIFER	10/15/2008	3/12/2009	100-WATER	16.62	200-SEWER	11.12	
	108 SPICEWOOD			300-GARBAG	4.18	303-GARBAG	0.28	
				400-STORM	1.31	500-TAX	0.34	
								BALANCE 33.85
78-0416-02-0	HOWARD, ROBERT	11/15/2007	2/28/2008	100-WATER	38.62	200-SEWER	30.98	
	112 SPICEWOOD			300-GARBAG	20.48	303-GARBAG	0.66	

SEQUENCE: ACCOUNT NUMBER

ALL ACCOUNTS

WRITE OFF DATES: 0/00/0000 THRU 99/99/9999

BALANCES: NON ZERO BALANCES

Item 4.

ACCOUNT NO	NAME	LAST	BAD DEBT				
	SERVICE ADDRESS	BILL	DATE				
				400-STORM	6.44	500-TAX	1.69
				650-PENALT	4.34		
						BALANCE	103.21
78-0564-00-0	CORONADO, ADRIAN	2/15/2000	9/13/2000	100-WATER	45.93	200-SEWER	57.18
	103 BRIARWOOD			300-GARBAG	21.70	500-TAX	1.79
				650-PENALT	5.00	700-SVC CH	1.77
						BALANCE	133.37
78-0564-01-0	TOLLETT, CODY	5/15/2003	11/13/2003	100-WATER	58.46	200-SEWER	62.44
	103 BRIARWOOD			300-GARBAG	22.17	400-STORM	6.37
				500-TAX	1.83	650-PENALT	6.21
						BALANCE	157.48
78-0564-08-0	CASTLEMAN, LARRY JASKILL	8/15/2007	1/04/2008	100-WATER	18.69	200-SEWER	15.51
	103 BRIARWOOD			300-GARBAG	6.92	303-GARBAG	0.18
				400-STORM	2.18	500-TAX	0.57
						BALANCE	44.05
78-0564-11-0	RAYBOURN, KRISTI	12/15/2013	7/10/2014	100-WATER	49.06	200-SEWER	45.81
	103 BRIARWOOD			300-GARBAG	16.21	303-GARBAG	0.42
				400-STORM	4.57	500-TAX	1.34
				650-PENALT	1.72	710-OTF	20.00
						BALANCE	139.13
78-0566-05-0	BEERS, RYAN L	8/15/2003	1/16/2004	100-WATER	47.16	200-SEWER	40.56
	105 BRIARWOOD			300-GARBAG	15.01	400-STORM	4.31
				500-TAX	1.24		
						BALANCE	108.28
78-0566-09-0	BUTTS, LACEY NICOLE	11/15/2011	12/06/2011	100-WATER	18.03	200-SEWER	16.01
	105 BRIARWOOD			300-GARBAG	12.73	303-GARBAG	0.31
				400-STORM	3.72	500-TAX	1.05
				650-PENALT	0.63		
						BALANCE	52.48
78-0568-05-0	BARGERON, CHRISTY	4/15/2003	10/15/2003	100-WATER	33.60	200-SEWER	54.61
	107 BRIARWOOD			300-GARBAG	18.70	400-STORM	5.37
				500-TAX	1.54		
						BALANCE	113.82
78-0568-06-0	SCOTT, SHANE LEE	5/15/2003	11/13/2003	100-WATER	17.21	200-SEWER	16.86
	107 BRIARWOOD			300-GARBAG	7.93	400-STORM	2.28
				500-TAX	0.65		
						BALANCE	44.93
78-0578-03-0	ALEXANDER, DEBRA ALLEN	5/15/2009	5/22/2009	100-WATER	37.02	200-SEWER	49.57
	1447 INGLEWOOD			300-GARBAG	26.02	400-STORM	7.89
				500-TAX	2.15	650-PENALT	5.06

SEQUENCE: ACCOUNT NUMBER

ALL ACCOUNTS

WRITE OFF DATES: 0/00/0000 THRU 99/99/9999

BALANCES: NON ZERO BALANCES

Item 4.

ACCOUNT NO	NAME	LAST	BAD DEBT					
	SERVICE ADDRESS	BILL	DATE					
							BALANCE	127.71
78-0750-04-0	HOLMES, JESSICA	6/15/2007	10/12/2007	100-WATER	11.38	200-SEWER	9.16	
	1415 INGLEWOOD			300-GARBAG	3.70	303-GARBAG	0.09	
				400-STORM	1.16	500-TAX	0.30	
							BALANCE	25.79
78-0776-02-0	SCHULZE, KELLY JOY	11/15/2013	4/09/2014	100-WATER	17.88	200-SEWER	16.57	
	1364 INGLEWOOD			300-GARBAG	13.61	303-GARBAG	0.34	
				400-STORM	3.83	500-TAX	1.12	
				650-PENALT	0.73			
							BALANCE	54.08
78-0786-08-0	PHILLIPS, MARCUS EDWARD	9/15/2010	12/02/2010	100-WATER	26.63	200-SEWER	39.25	
	1360 INGLEWOOD			300-GARBAG	19.35	400-STORM	5.76	
				500-TAX	1.59	650-PENALT	2.46	
				700-SVC CH	9.20	702-DEL CH	9.20	
							BALANCE	113.44
78-0792-09-0	NEAVES, LESLIE	1/15/2011	4/25/2011	100-WATER	32.65	200-SEWER	17.47	
	1353 INGLEWOOD			300-GARBAG	7.67	303-GARBAG	0.03	
				400-STORM	2.29	500-TAX	0.63	
							BALANCE	60.74
78-0828-01-0	SCHACHT, LISA	4/15/2009	7/24/2009	100-WATER	55.54	200-SEWER	19.02	
	1313 INGLEWOOD			300-GARBAG	8.13	400-STORM	2.42	
	CONTRACT: CTC	AMOUNT OWED:	0.00	500-TAX	0.67			
							BALANCE	85.78
***** BOOK TOTALS *****				ACCTS: 43	100-WATER	1,806.28	102-WATER	71.64
				200-SEWER	1,503.19	300-GARBAG	670.63	
				303-GARBAG	6.81	400-STORM	159.12	
				500-TAX	55.29	650-PENALT	92.76	
				700-SVC CH	44.17	702-DEL CH	29.20	
				710-OTF	20.00			
							BALANCE	4,459.09

SEQUENCE: ACCOUNT NUMBER

ALL ACCOUNTS

WRITE OFF DATES: 0/00/0000 THRU 99/99/9999

BALANCES: NON ZERO BALANCES

Item 4.

ACCOUNT NO	NAME	LAST	BAD DEBT				
	SERVICE ADDRESS	BILL	DATE				
79-0009-04-1	MYERS, BRENDA 646 MAPLEWOOD	11/15/2011	2/21/2012	100-WATER	107.88	200-SEWER	32.99
				300-GARBAG	12.00	303-GARBAG	0.30
				400-STORM	3.51	500-TAX	0.99
				650-PENALT	10.28		
							BALANCE 167.95
79-0021-02-1	SPANO, KIMBERLY ANN 658 MAPLEWOOD	6/15/2008	12/08/2008	100-WATER	24.18	200-SEWER	19.38
				300-GARBAG	5.01	303-GARBAG	0.39
				400-STORM	1.57	500-TAX	0.41
							BALANCE 50.94
79-0036-01-0	LANDES, GAYLA 646 BLUEBONNET	8/15/2011	10/24/2011	100-WATER	4.96	200-SEWER	15.22
				300-GARBAG	4.63	303-GARBAG	0.13
				400-STORM	1.35	500-TAX	0.38
							BALANCE 26.67
79-0139-06-0	PORTILLO, DIEGO 127 BLUE JAY	6/15/2013	11/15/2013	100-WATER	16.13	200-SEWER	14.72
				300-GARBAG	7.34	303-GARBAG	0.19
				400-STORM	2.07	500-TAX	0.61
							BALANCE 41.06
79-0154-05-0	CATEN, ROBERT 143 BLUE JAY	8/15/2007	1/04/2008	100-WATER	29.65	200-SEWER	19.63
				300-GARBAG	7.38	303-GARBAG	0.20
				400-STORM	2.32	500-TAX	0.61
							BALANCE 59.79
79-0208-03-0	KRAMER, AMANDA 745 MAPLEWOOD DR	8/15/2012	9/24/2012	100-WATER	32.50	200-SEWER	31.50
							BALANCE 64.00
79-0252-04-0	KELLY, CORBY DON 151 BEN HOGAN B	6/15/2011	6/23/2011	100-WATER	19.25	200-SEWER	34.81
				300-GARBAG	15.19	303-GARBAG	0.49
				400-STORM	6.23	500-TAX	1.25
				650-PENALT	1.56		
							BALANCE 78.78
79-0252-05-0	CRAUN, ANNA 151 BEN HOGAN B	8/15/2012	12/13/2012	100-WATER	16.72	200-SEWER	15.64
				300-GARBAG	6.05	303-GARBAG	0.12
				400-STORM	2.43	500-TAX	0.50
							BALANCE 41.46
79-0252-06-0	TORRES, VICTORIA 151 BEN HOGAN B	3/15/2013	8/14/2013	100-WATER	31.94	200-SEWER	28.87
				300-GARBAG	18.79	303-GARBAG	0.56
				400-STORM	7.57	500-TAX	1.56
				650-PENALT	3.06		
							BALANCE 92.35
79-0256-01-0	PAYNE, ROBERT 147 BEN HOGAN B	1/15/2010	5/25/2010	100-WATER	31.68	200-SEWER	24.73
				300-GARBAG	14.36	400-STORM	5.89

SEQUENCE: ACCOUNT NUMBER

ALL ACCOUNTS

WRITE OFF DATES: 0/00/0000 THRU 99/99/9999

BALANCES: NON ZERO BALANCES

Item 4.

ACCOUNT NO	NAME	LAST	BAD DEBT					
	SERVICE ADDRESS	BILL	DATE					
				500-TAX	1.18	650-PENALT	1.88	
							BALANCE	79.72
79-0267-01-0	MORK, CODY LEE 139 BEN HOGAN A	1/15/2009	5/22/2009	100-WATER	18.16	200-SEWER	15.52	
				300-GARBAG	7.35	400-STORM	3.18	
				500-TAX	0.61			
							BALANCE	44.82
79-0267-06-0	MC FARLAND, MASON 139 BEN HOGAN A	4/15/2012	5/23/2012	100-WATER	14.25	200-SEWER	12.69	
				300-GARBAG	9.91	303-GARBAG	0.34	
				400-STORM	3.98	500-TAX	0.82	
				650-PENALT	0.07			
							BALANCE	42.06
79-0284-02-0	PENDLEY, JONATHAN LANCE 116 BEN HOGAN	10/15/2009	2/25/2010	100-WATER	8.34	200-SEWER	16.55	
				300-GARBAG	7.65	400-STORM	2.28	
				500-TAX	0.63			
							BALANCE	35.45
79-0317-03-0	EMERSON, MOLLY 167 BEN HOGAN	3/15/2002	7/26/2002	100-WATER	29.95	200-SEWER	30.40	
				300-GARBAG	21.89	500-TAX	1.80	
				650-PENALT	4.04	700-SVC CH	33.66	
							BALANCE	121.74
79-0339-04-1	ORTIZ, ARMANDO 1010 PRAIRIE WIND	6/15/2006	12/27/2006	100-WATER	59.95	200-SEWER	38.91	
				300-GARBAG	13.09	303-GARBAG	0.30	
				400-STORM	4.22	500-TAX	1.08	
				650-PENALT	3.34	700-SVC CH	11.73	
							BALANCE	132.62
79-0357-01-0	HONZELL, TORREY 1100 PRAIRIE WIND	10/15/2000	5/25/2001	100-WATER	41.52	200-SEWER	51.12	
				300-GARBAG	22.76	500-TAX	1.87	
				650-PENALT	3.24	700-SVC CH	14.74	
							BALANCE	135.25
79-0552-10-0	SPELLMAN, DEBRA ELAINE 103 BYRON NELSON	6/15/2011	10/24/2011	100-WATER	34.98	200-SEWER	27.47	
				300-GARBAG	12.38	303-GARBAG	0.42	
				400-STORM	3.62	500-TAX	1.02	
							BALANCE	79.89
79-0558-01-0	CRIM, LINDA FAYE 109 BYRON NELSON	6/15/2013	11/15/2013	100-WATER	24.94	200-SEWER	33.92	
				300-GARBAG	9.98	303-GARBAG	0.25	
				400-STORM	2.81	500-TAX	0.82	
							BALANCE	72.72
79-0558-03-0	JUSTICE, MELISSA 109 BYRON NELSON	10/15/2013	1/27/2014	100-WATER	111.88	200-SEWER	87.60	
				300-GARBAG	24.33	303-GARBAG	0.57	
				400-STORM	6.85	500-TAX	2.01	
				650-PENALT	8.59			

SEQUENCE: ACCOUNT NUMBER

ALL ACCOUNTS

WRITE OFF DATES: 0/00/0000 THRU 99/99/9999

BALANCES: NON ZERO BALANCES

Item 4.

ACCOUNT NO	NAME	LAST	BAD DEBT					
	SERVICE ADDRESS	BILL	DATE					
							BALANCE	241.83
79-0596-00-0	VAUGHAN, LARRY	9/15/1999	4/10/2000	100-WATER	47.13	200-SEWER	52.43	
	107 LEE TREVINO			300-GARBAG	20.52	500-TAX	1.69	
				650-PENALT	4.76	700-SVC CH	15.53	
							BALANCE	142.06
***** BOOK TOTALS ***** ACCTS: 20				100-WATER	705.99	200-SEWER	604.10	
				300-GARBAG	240.61	303-GARBAG	4.26	
				400-STORM	59.88	500-TAX	19.84	
				650-PENALT	40.82	700-SVC CH	75.66	
							BALANCE	1,751.16

SEQUENCE: ACCOUNT NUMBER

ALL ACCOUNTS

WRITE OFF DATES: 0/00/0000 THRU 99/99/9999

BALANCES: NON ZERO BALANCES

Item 4.

ACCOUNT NO	NAME	LAST	BAD DEBT				
	SERVICE ADDRESS	BILL	DATE				
81-0010-01-0	RITCHEY, DAWN 410 E SOUTH LOOP	12/15/2000	2/09/2001	100-WATER	40.58	200-SEWER	56.71
				300-GARBAG	25.38	500-TAX	2.09
				650-PENALT	4.52	700-SVC CH	15.46
							BALANCE 144.74
81-0010-02-0	ARREY, MANUEL 410 E SOUTH LOOP	10/15/2001	4/22/2002	100-WATER	29.93	200-SEWER	29.97
				300-GARBAG	23.86	500-TAX	1.96
				650-PENALT	2.60	700-SVC CH	13.99
							BALANCE 102.31
81-0010-10-0	OSTRANDER, DANIEL GLEN 410 E SOUTH LOOP	5/15/2010	6/21/2010	100-WATER	15.37	200-SEWER	21.17
				300-GARBAG	12.81	400-STORM	3.82
				500-TAX	1.05	650-PENALT	0.68
							BALANCE 54.90
81-0016-00-0	NORMAN EDDLEMAN 610 E SOUTH LOOP	9/15/2000	5/25/2001	100-WATER	22.70	200-SEWER	23.65
				650-PENALT	2.43	700-SVC CH	12.50
							BALANCE 61.28
81-0082-02-1	MONRREAL, MARISSA 995 S MAXWELL	11/15/2011	2/21/2012	100-WATER	62.06	200-SEWER	56.82
				300-GARBAG	28.97	303-GARBAG	0.74
				400-STORM	8.47	500-TAX	2.40
				650-PENALT	7.07	707-DEL CH	20.00
							BALANCE 186.53
81-0095-00-0	DYKES GRIFFIN 300 E SOUTH LOOP	8/15/1998	12/16/1999	100-WATER	46.81	200-SEWER	53.51
				650-PENALT	11.18	700-SVC CH	50.22
							BALANCE 161.72
81-0110-00-0	MORTON, CHRISTINA 809 GLEN ROSE RD	3/15/2003	10/15/2003	100-WATER	23.23	200-SEWER	22.81
				300-GARBAG	18.66	400-STORM	5.36
				500-TAX	1.54	650-PENALT	0.98
							BALANCE 72.58
81-0110-02-0	DONOVAN, SARAH 809 GLEN ROSE RD	1/15/2000	4/10/2000	100-WATER	31.18	200-SEWER	35.64
				300-GARBAG	25.44	500-TAX	2.09
				650-PENALT	3.04	700-SVC CH	30.43
							BALANCE 127.82
81-0110-03-0	AGUIRRE, ELAINA 809 GLEN ROSE RD	4/15/2001	12/13/2001	100-WATER	91.22	200-SEWER	115.78
				300-GARBAG	33.37	500-TAX	2.75
				650-PENALT	14.03	700-SVC CH	17.66
							BALANCE 274.81
81-0110-05-0	HUGHES, DENNIS LEE 809 GLEN ROSE RD	3/15/2002	6/20/2002	100-WATER	66.63	200-SEWER	69.55
				300-GARBAG	21.33	500-TAX	1.76
				650-PENALT	2.80	700-SVC CH	41.39
							BALANCE 203.46

SEQUENCE: ACCOUNT NUMBER

ALL ACCOUNTS

WRITE OFF DATES: 0/00/0000 THRU 99/99/9999

BALANCES: NON ZERO BALANCES

Item 4.

ACCOUNT NO	NAME	LAST	BAD DEBT				
	SERVICE ADDRESS	BILL	DATE				
81-0110-06-0	WILSON, DEANN	7/15/2002	12/02/2002	100-WATER	33.96	200-SEWER	27.72
	809 GLEN ROSE RD			300-GARBAG	25.84	500-TAX	2.13
				650-PENALT	3.69	700-SVC CH	63.89
							BALANCE 157.23
81-0110-08-0	PARRISH, JOSHUA	4/15/2004	12/02/2004	100-WATER	37.94	200-SEWER	36.71
	809 GLEN ROSE RD			300-GARBAG	23.13	400-STORM	6.64
				500-TAX	1.91	650-PENALT	1.89
							BALANCE 108.22
81-0110-10-0	ULMER, STEPHEN JAMES	7/15/2008	7/17/2008	100-WATER	39.06	200-SEWER	31.37
	809 GLEN ROSE RD			300-GARBAG	24.35	303-GARBAG	1.81
				400-STORM	7.65	500-TAX	2.01
				650-PENALT	3.99		
							BALANCE 110.24
81-0111-00-0	MEDINA, JESUS A	6/15/2002	10/18/2002	100-WATER	18.87	200-SEWER	19.81
	811 GLEN ROSE RD			300-GARBAG	9.26	500-TAX	0.76
							BALANCE 48.70
81-0111-03-0	MERICLE, MELISSA	4/19/2000	6/09/2000	100-WATER	45.22	200-SEWER	53.85
	811 GLEN ROSE RD			300-GARBAG	18.67	500-TAX	1.54
				650-PENALT	4.37	700-SVC CH	13.48
							BALANCE 137.13
81-0111-06-0	HERNANDEZ, ENRIQUE	1/15/2002	6/20/2002	100-WATER	28.95	200-SEWER	30.17
	811 GLEN ROSE RD			300-GARBAG	15.66	500-TAX	1.29
				700-SVC CH	20.00		
							BALANCE 96.07
81-0111-08-0	THOMPSON, BRANDON L	8/15/2003	1/16/2004	100-WATER	46.16	200-SEWER	29.37
	811 GLEN ROSE RD			300-GARBAG	20.10	400-STORM	3.85
				500-TAX	1.66	650-PENALT	1.99
							BALANCE 103.13
81-0115-02-0	ROMERO, DELLA	12/15/1999	7/11/2000	100-WATER	58.93	200-SEWER	113.59
	301 E BROADWAY			300-GARBAG	37.41	500-TAX	3.08
				650-PENALT	7.91	700-SVC CH	34.11
							BALANCE 255.03
81-0115-08-0	MCCALIATER, BUFFY	6/15/2005	11/23/2005	100-WATER	43.77	200-SEWER	35.23
	301 E BROADWAY			300-GARBAG	14.43	400-STORM	4.81
				500-TAX	1.19	650-PENALT	3.19
							BALANCE 102.62
81-0115-15-0	FILIO, SHEILA	5/15/2009	9/23/2009	100-WATER	26.06	200-SEWER	25.57
	301 E BROADWAY			300-GARBAG	10.86	400-STORM	3.23
				500-TAX	0.90	700-SVC CH	18.94

SEQUENCE: ACCOUNT NUMBER

ALL ACCOUNTS

WRITE OFF DATES: 0/00/0000 THRU 99/99/9999

BALANCES: NON ZERO BALANCES

Item 4.

ACCOUNT NO	NAME	LAST	BAD DEBT					
	SERVICE ADDRESS	BILL	DATE					
							BALANCE	85.56
81-0118-04-0	MUSICK, SHERRY	10/15/2001	4/22/2002	100-WATER	79.74	200-SEWER	64.70	
	305 E BROADWAY			300-GARBAG	26.52	500-TAX	2.18	
				700-SVC CH	16.63			
							BALANCE	189.77
81-0118-08-0	TETMEYER, RHONDA DARLENE	3/15/2008	6/20/2008	100-WATER	18.74	200-SEWER	15.06	
	305 E BROADWAY			300-GARBAG	8.25	303-GARBAG	0.38	
				400-STORM	1.73	500-TAX	0.68	
				650-PENALT	1.45			
							BALANCE	46.29
81-0120-02-0	RAMOS, HANZEL	9/15/2004	4/18/2005	100-WATER	67.22	200-SEWER	51.91	
	302 E BROADWAY			300-GARBAG	31.19	400-STORM	8.96	
				500-TAX	2.57	650-PENALT	6.60	
							BALANCE	168.45
81-0120-03-0	SALINAS, LAURA MARIE	8/15/2008	12/08/2008	100-WATER	39.18	200-SEWER	33.94	
	302 E BROADWAY			300-GARBAG	16.40	303-GARBAG	1.29	
				400-STORM	5.16	500-TAX	1.36	
				650-PENALT	3.33			
							BALANCE	100.66
81-0120-06-0	STARNES, JASON NEAL	12/15/2010	3/25/2011	100-WATER	11.95	200-SEWER	10.16	
	302 E BROADWAY			300-GARBAG	10.01	303-GARBAG	0.02	
				400-STORM	2.98	500-TAX	0.83	
				650-PENALT	0.51			
							BALANCE	36.46
81-0121-00-0	HUBBLE, FRANK	8/16/1999	3/09/2000	100-WATER	31.85	200-SEWER	40.59	
	304 E BROADWAY			300-GARBAG	19.01	500-TAX	1.57	
							BALANCE	93.02
81-0121-01-0	TULLOS, CLINT	5/15/2000	6/09/2000	100-WATER	52.71	200-SEWER	85.60	
	304 E BROADWAY			300-GARBAG	43.84	500-TAX	3.61	
				650-PENALT	9.45	700-SVC CH	40.00	
							BALANCE	235.21
81-0121-02-0	MEDINA, MARIA	8/15/2002	2/24/2003	100-WATER	41.50	200-SEWER	48.68	
	304 E BROADWAY			300-GARBAG	27.49	500-TAX	2.27	
				650-PENALT	3.51	700-SVC CH	15.00	
							BALANCE	138.45
81-0121-06-0	ODLE, PAMELA	10/15/2007	1/28/2008	100-WATER	24.28	200-SEWER	53.77	
	304 E BROADWAY			300-GARBAG	15.57	303-GARBAG	0.46	
				400-STORM	4.90	500-TAX	1.28	
				650-PENALT	2.16			
							BALANCE	102.42

SEQUENCE: ACCOUNT NUMBER

ALL ACCOUNTS

WRITE OFF DATES: 0/00/0000 THRU 99/99/9999

BALANCES: NON ZERO BALANCES

Item 4.

ACCOUNT NO	NAME	LAST	BAD DEBT				
	SERVICE ADDRESS	BILL	DATE				
81-0121-07-0	MURRAY, VIRGINIA	3/15/2008	5/22/2008	100-WATER	12.32	200-SEWER	9.82
	304 E BROADWAY			300-GARBAG	10.06	303-GARBAG	0.50
				400-STORM	3.16	500-TAX	0.84
				650-PENALT	0.30		
							BALANCE 37.00
81-0121-10-0	SOLIS, JUAN	1/15/2010	5/25/2010	100-WATER	42.19	200-SEWER	45.65
	304 E BROADWAY			300-GARBAG	23.24	400-STORM	6.92
				500-TAX	1.92	650-PENALT	4.60
							BALANCE 124.52
81-0124-06-0	SMITH, KEITH	11/15/2013	4/09/2014	100-WATER	44.69	200-SEWER	53.30
	307 E BROADWAY			300-GARBAG	29.98	303-GARBAG	0.73
				400-STORM	5.63	500-TAX	2.48
				650-PENALT	4.59		
							BALANCE 141.40
81-0125-00-0	BOWLES, TEXA	4/15/1999	12/16/1999	100-WATER	20.57	200-SEWER	24.61
	306 E BROADWAY			300-GARBAG	13.43	500-TAX	1.11
							BALANCE 59.72
81-0125-06-0	VILLA, PABLO	8/15/2002	2/24/2003	100-WATER	23.86	200-SEWER	23.98
	306 E BROADWAY			300-GARBAG	19.14	500-TAX	1.58
				650-PENALT	2.74		
							BALANCE 71.30
81-0125-08-0	SIMONS, TONY L	11/15/2007	1/04/2008	100-WATER	51.12	200-SEWER	52.73
	306 E BROADWAY			300-GARBAG	22.49	303-GARBAG	0.70
				400-STORM	7.07	500-TAX	1.86
				650-PENALT	5.11		
							BALANCE 141.08
81-0125-12-0	WILCOXSON, TROY DALE	11/15/2008	1/26/2009	100-WATER	107.26	200-SEWER	6.18
	306 E BROADWAY			300-GARBAG	3.69	303-GARBAG	0.15
				400-STORM	1.16	500-TAX	0.30
				700-SVC CH	30.00	708-CONNEC	20.00
							BALANCE 168.74
81-0125-13-0	JOHNSTON, ROBERT LEE	4/15/2010	5/25/2010	100-WATER	21.64	200-SEWER	18.27
	306 E BROADWAY			300-GARBAG	17.11	400-STORM	5.09
				500-TAX	1.41	650-PENALT	1.65
				700-SVC CH	39.34		
							BALANCE 104.51
81-0125-15-0	BROCK, RYAN MATTHEW	1/15/2014	7/10/2014	100-WATER	17.44	200-SEWER	16.10
	306 E BROADWAY			300-GARBAG	14.42	303-GARBAG	0.33
				400-STORM	4.06	500-TAX	1.19
				650-PENALT	0.73		

SEQUENCE: ACCOUNT NUMBER

ALL ACCOUNTS

WRITE OFF DATES: 0/00/0000 THRU 99/99/9999

BALANCES: NON ZERO BALANCES

Item 4.

ACCOUNT NO	NAME	LAST	BAD DEBT					
	SERVICE ADDRESS	BILL	DATE					BALANCE
								54.27
81-0130-00-0	SIMMONS, JUANITA 309 E BROADWAY	6/15/2001	1/03/2002	100-WATER	104.36	200-SEWER	40.33	
				300-GARBAG	29.91	500-TAX	2.46	
				650-PENALT	4.05	700-SVC CH	20.00	
								BALANCE 201.11
81-0130-02-0	JOHNSTON, KIM 309 E BROADWAY	4/15/2007	8/29/2007	100-WATER	48.94	200-SEWER	52.44	
				300-GARBAG	23.17	303-GARBAG	0.28	
				400-STORM	7.29	500-TAX	1.92	
				650-PENALT	5.16			
								BALANCE 139.20
81-0130-03-0	SISNEY, JEFF 309 E BROADWAY	6/15/2012	6/20/2012	100-WATER	53.16	200-SEWER	93.46	
				300-GARBAG	30.27	303-GARBAG	0.94	
				400-STORM	6.75	500-TAX	2.51	
				650-PENALT	7.63			
								BALANCE 194.72
81-0133-00-0	DAVIS, AUDIE 310 E BROADWAY	4/19/2000	11/09/2000	100-WATER	22.06	200-SEWER	30.18	
				300-GARBAG	15.98	500-TAX	1.32	
				650-PENALT	2.34			
								BALANCE 71.88
81-0133-03-0	BOGLE, TROY 310 E BROADWAY	10/15/2000	11/09/2000	100-WATER	87.30	200-SEWER	84.83	
				300-GARBAG	35.66	500-TAX	2.94	
				650-PENALT	12.31	700-SVC CH	35.45	
								BALANCE 258.49
81-0133-06-0	BURDETTE, GARY 310 E BROADWAY	2/15/2004	2/24/2004	100-WATER	30.21	200-SEWER	28.02	
				300-GARBAG	33.36	400-STORM	9.59	
				500-TAX	2.75	650-PENALT	6.09	
								BALANCE 110.02
81-0135-03-0	LOREDO, MIGUEL 312 E BROADWAY	3/15/2011	6/23/2011	100-WATER	26.82	200-SEWER	49.44	
				300-GARBAG	13.93	303-GARBAG	0.19	
				400-STORM	4.10	500-TAX	1.15	
								BALANCE 95.63
81-0143-00-0	MACGREGOR, NORMAN R 403 E BROADWAY	1/15/1999	12/16/1999	100-WATER	12.54	200-SEWER	15.01	
				300-GARBAG	8.20	500-TAX	0.67	
								BALANCE 36.42
81-0144-01-0	BREAKALL, ERIC 402 E BROADWAY	9/15/2003	4/15/2004	100-WATER	47.08	200-SEWER	45.90	
				300-GARBAG	24.81	400-STORM	7.70	
				500-TAX	2.05	650-PENALT	3.80	
								BALANCE 131.34
81-0144-02-0	STEWARDSON, ROGER BOYD 402 E BROADWAY	10/15/2004	4/18/2005	100-WATER	37.32	200-SEWER	22.62	
				300-GARBAG	13.48	400-STORM	3.88	

SEQUENCE: ACCOUNT NUMBER

ALL ACCOUNTS

WRITE OFF DATES: 0/00/0000 THRU 99/99/9999

BALANCES: NON ZERO BALANCES

Item 4.

ACCOUNT NO	NAME	LAST	BAD DEBT					
	SERVICE ADDRESS	BILL	DATE					
				500-TAX	1.11	650-PENALT	0.21	
							BALANCE	78.62
81-0145-00-0	MURPHY, BILLY 405 E BROADWAY	5/15/2000	1/09/2001	100-WATER	69.95	200-SEWER	67.26	
				300-GARBAG	33.75	500-TAX	2.78	
				650-PENALT	9.82	700-SVC CH	20.00	
							BALANCE	203.56
81-0145-02-0	MURPHY, DAWAINE 405 E BROADWAY	1/15/2001	8/24/2001	100-WATER	20.87	200-SEWER	21.80	
				300-GARBAG	23.24	500-TAX	1.91	
				650-PENALT	1.79	700-SVC CH	13.10	
							BALANCE	82.71
81-0148-00-0	COKER, SHAWN 406 E BROADWAY	11/15/2001	4/22/2002	100-WATER	40.46	200-SEWER	41.20	
				300-GARBAG	28.09	500-TAX	2.32	
				650-PENALT	7.03	700-SVC CH	15.15	
							BALANCE	134.25
81-0148-02-0	KNOOP, KENNETH 406 E BROADWAY	8/15/2002	2/24/2003	100-WATER	17.70	200-SEWER	17.46	
				300-GARBAG	16.31	500-TAX	1.34	
				650-PENALT	1.81			
							BALANCE	54.62
81-0148-03-0	DUDLEY, MICHELLE D. 406 E BROADWAY	3/15/2006	5/15/2006	100-WATER	41.48	200-SEWER	42.73	
				300-GARBAG	23.82	303-GARBAG	0.10	
				400-STORM	7.63	500-TAX	1.96	
				650-PENALT	4.63			
							BALANCE	122.35
81-0150-00-0	BRIDGES, KENT 407 E BROADWAY	12/15/1999	7/11/2000	100-WATER	53.68	200-SEWER	64.18	
				300-GARBAG	23.59	500-TAX	1.95	
				650-PENALT	4.84			
							BALANCE	148.24
81-0150-01-0	WILLIAMS, BELINDA 407 E BROADWAY	4/15/1999	12/16/1999	100-WATER	13.98	200-SEWER	17.29	
				300-GARBAG	7.47	500-TAX	0.61	
							BALANCE	39.35
81-0150-02-0	ODOM, DERRICK 407 E BROADWAY	6/15/2002	9/26/2002	100-WATER	42.29	200-SEWER	43.72	
				300-GARBAG	25.12	500-TAX	2.08	
				650-PENALT	4.58	700-SVC CH	31.56	
							BALANCE	149.35
81-0150-03-0	MAHAR, ANGEL 407 E BROADWAY	5/15/2000	1/09/2001	100-WATER	21.66	200-SEWER	25.93	
				300-GARBAG	14.14	500-TAX	1.16	
							BALANCE	62.89
81-0150-05-0	OROSCO, FABIEN 407 E BROADWAY	8/15/2001	4/22/2002	100-WATER	78.96	200-SEWER	84.56	
				300-GARBAG	26.08	500-TAX	2.14	

SEQUENCE: ACCOUNT NUMBER

ALL ACCOUNTS

WRITE OFF DATES: 0/00/0000 THRU 99/99/9999

BALANCES: NON ZERO BALANCES

Item 4.

ACCOUNT NO	NAME	LAST BILL	BAD DEBT DATE					
				650-PENALT	6.60	700-SVC CH	16.79	
							BALANCE	215.13
81-0150-08-0	BELCHER, JOE 407 E BROADWAY	11/15/2002	6/13/2003	100-WATER	44.10	200-SEWER	44.88	
				300-GARBAG	26.79	400-STORM	4.90	
				500-TAX	2.21	650-PENALT	4.46	
				700-SVC CH	17.58			
							BALANCE	144.92
81-0150-10-0	LEDESMA, LEO J 407 E BROADWAY	6/15/2003	1/16/2004	100-WATER	48.53	200-SEWER	47.75	
				300-GARBAG	33.03	400-STORM	9.49	
				500-TAX	2.72	650-PENALT	9.65	
							BALANCE	151.17
81-0150-11-0	HARRIS, JOSHUA DALE 407 E BROADWAY	10/15/2004	12/02/2004	100-WATER	32.15	200-SEWER	30.23	
				300-GARBAG	28.04	400-STORM	8.06	
				500-TAX	2.31	650-PENALT	3.38	
							BALANCE	104.17
81-0150-12-0	CARPENTER, JASON 407 E BROADWAY	7/15/2005	11/23/2005	100-WATER	52.36	200-SEWER	35.33	
				300-GARBAG	16.28	400-STORM	5.43	
				500-TAX	1.35	650-PENALT	4.09	
							BALANCE	114.84
81-0150-13-0	HOOKS, SASHA 407 E BROADWAY	2/15/2006	3/24/2006	100-WATER	23.44	200-SEWER	18.84	
				300-GARBAG	10.02	400-STORM	3.21	
				500-TAX	0.82	650-PENALT	0.86	
							BALANCE	57.19
81-0150-23-0	HALLMARK, MICHAEL R. 407 E BROADWAY	8/15/2011	12/06/2011	100-WATER	8.88	200-SEWER	18.34	
				300-GARBAG	4.98	303-GARBAG	0.14	
				400-STORM	1.46	500-TAX	0.41	
							BALANCE	34.21
81-0150-26-0	OJEDA, GERARDO 407 E BROADWAY	3/15/2014	7/10/2014	100-WATER	29.29	200-SEWER	57.10	
				300-GARBAG	21.34	303-GARBAG	0.47	
				400-STORM	5.73	500-TAX	1.77	
				650-PENALT	2.65			
							BALANCE	118.35
81-0150-27-0	LONG, SUPERMAN JIM 407 E BROADWAY	6/15/2014	9/12/2014	100-WATER	24.52	200-SEWER	21.67	
				300-GARBAG	17.01	303-GARBAG	0.43	
				400-STORM	4.50	500-TAX	1.41	
				650-PENALT	0.88	700-SVC CH	7.15	
							BALANCE	77.57
81-0151-01-0	PHILLIPS, KELLY/JAMES 408 E BROADWAY	9/15/2003	4/15/2004	100-WATER	64.83	200-SEWER	59.82	
				300-GARBAG	27.15	400-STORM	10.40	
				500-TAX	2.24	650-PENALT	5.57	

SEQUENCE: ACCOUNT NUMBER

ALL ACCOUNTS

WRITE OFF DATES: 0/00/0000 THRU 99/99/9999

BALANCES: NON ZERO BALANCES

Item 4.

ACCOUNT NO	NAME	LAST	BAD DEBT					
	SERVICE ADDRESS	BILL	DATE					BALANCE
								170.01
81-0152-02-0	HOUSTON, KEITH SAMUEL	1/15/2014	7/10/2014	100-WATER	15.06	200-SEWER	13.00	
	409 E BROADWAY			300-GARBAG	16.10	303-GARBAG	0.37	
				400-STORM	4.53	500-TAX	1.33	
				650-PENALT	0.88	700-SVC CH	5.11	
								BALANCE 56.38
81-0154-03-0	TRESS, THERESA KAY	4/15/2004	12/02/2004	100-WATER	36.76	200-SEWER	36.74	
	410 E BROADWAY			300-GARBAG	17.93	400-STORM	5.15	
				500-TAX	1.48	650-PENALT	2.88	
				700-SVC CH	20.00			
								BALANCE 120.94
81-0154-04-0	STEWART, DANIEL	8/15/2005	11/23/2005	100-WATER	52.72	200-SEWER	28.71	
	410 E BROADWAY			300-GARBAG	8.45	400-STORM	2.82	
				500-TAX	0.70			
								BALANCE 93.40
81-0154-05-1	THOMPSON, CRYSTAL DANETTE	3/15/2006	12/08/2008	100-WATER	57.68	200-SEWER	46.42	
	410 E BROADWAY			300-GARBAG	18.36	303-GARBAG	0.07	
				400-STORM	5.88	500-TAX	1.50	
				650-PENALT	5.29			
								BALANCE 135.20
81-0154-09-0	TRIPLETT, MARSHA	9/15/2007	1/04/2008	100-WATER	111.44	200-SEWER	74.98	
	410 E BROADWAY			300-GARBAG	21.21	303-GARBAG	0.56	
				400-STORM	6.67	500-TAX	1.75	
				650-PENALT	6.70			
								BALANCE 223.31
81-0155-02-0	SALINAS, MARIA VICTORIA	2/15/2013	5/29/2013	100-WATER	10.24	200-SEWER	9.37	
	411 E BROADWAY			300-GARBAG	4.12	303-GARBAG	0.10	
				400-STORM	1.16	500-TAX	0.34	
								BALANCE 25.33
81-0170-00-0	SMITH, ROBERT	11/15/2001	4/22/2002	100-WATER	115.14	200-SEWER	78.71	
	991 S MAXWELL			300-GARBAG	33.31	500-TAX	2.74	
				650-PENALT	15.47	700-SVC CH	39.99	
								BALANCE 285.36
81-0172-03-0	MORRIS, BETH	1/15/2003	6/13/2003	100-WATER	18.07	200-SEWER	18.73	
	501 E BROADWAY			300-GARBAG	10.60	400-STORM	3.05	
				500-TAX	0.87			
								BALANCE 51.32
81-0174-01-0	BAKER, SARAH	2/15/1999	12/16/1999	100-WATER	42.88	200-SEWER	73.96	
	510 E BROADWAY			300-GARBAG	40.36	500-TAX	3.32	
				650-PENALT	18.25	700-SVC CH	60.00	

SEQUENCE: ACCOUNT NUMBER

ALL ACCOUNTS

WRITE OFF DATES: 0/00/0000 THRU 99/99/9999

BALANCES: NON ZERO BALANCES

Item 4.

ACCOUNT NO	NAME	LAST	BAD DEBT					BALANCE
	SERVICE ADDRESS	BILL	DATE					
81-0174-03-0	SMITH, DEBBIE	2/15/2001	10/17/2001	100-WATER	32.01	200-SEWER	35.13	238.77
	510 E BROADWAY			300-GARBAG	30.49	500-TAX	2.51	
				650-PENALT	6.27	700-SVC CH	19.91	
							BALANCE	126.32
81-0174-06-0	KNOOP, KENNETH	8/15/2002	2/24/2003	100-WATER	55.09	200-SEWER	57.40	
	510 E BROADWAY			300-GARBAG	29.93	500-TAX	2.47	
				650-PENALT	2.87	700-SVC CH	15.47	
							BALANCE	163.23
81-0174-08-0	COLLINS, MICHELLE	12/15/2003	5/28/2004	100-WATER	222.66	200-SEWER	39.80	
	510 E BROADWAY			300-GARBAG	28.77	400-STORM	8.27	
				500-TAX	2.37	650-PENALT	3.77	
							BALANCE	305.64
81-0174-10-0	GREGORY, JAMES	3/15/2007	6/20/2007	100-WATER	214.71	200-SEWER	30.84	
	510 E BROADWAY			300-GARBAG	18.58	303-GARBAG	0.22	
				400-STORM	5.84	500-TAX	1.53	
				650-PENALT	21.34			
							BALANCE	293.06
81-0177-03-0	WILLIAMS, BRUCE	5/15/2005	10/25/2005	100-WATER	54.38	200-SEWER	43.65	
	505 E BROADWAY			300-GARBAG	26.37	400-STORM	8.79	
				500-TAX	2.17	650-PENALT	6.61	
				700-SVC CH	10.05	706-TRANSF	10.05	
							BALANCE	162.07
81-0178-00-0	CHANEY, LOUISE	5/15/2000	5/25/2001	100-WATER	41.40	200-SEWER	50.51	
	528 E BROADWAY			300-GARBAG	24.75	500-TAX	2.04	
				650-PENALT	2.46	700-SVC CH	21.23	
							BALANCE	142.39
81-0191-10-0	LUJAN, TRAVIS	6/15/2011	10/24/2011	100-WATER	121.24	200-SEWER	55.28	
	515 E BROADWAY			300-GARBAG	21.40	303-GARBAG	0.66	
				400-STORM	6.26	500-TAX	1.77	
				650-PENALT	8.64			
							BALANCE	215.25
81-0195-02-0	BENNETT, ALICE	5/15/2001	12/13/2001	100-WATER	8.30	200-SEWER	17.61	
	570 E BROADWAY			300-GARBAG	13.07	500-TAX	1.08	
				700-SVC CH	7.86			
							BALANCE	47.92
81-0206-03-0	NAJERA, JR, RUBEN	8/15/2014	9/12/2014	100-WATER	34.08	200-SEWER	39.87	
	600 E BROADWAY			300-GARBAG	34.02	303-GARBAG	0.87	
				400-STORM	9.00	500-TAX	2.82	
				650-PENALT	4.33	707-DEL CH	30.00	

SEQUENCE: ACCOUNT NUMBER

ALL ACCOUNTS

WRITE OFF DATES: 0/00/0000 THRU 99/99/9999

BALANCES: NON ZERO BALANCES

Item 4.

ACCOUNT NO	NAME	LAST	BAD DEBT					BALANCE
	SERVICE ADDRESS	BILL	DATE					
81-0211-01-0	BRISTER, PENNY	1/15/2006	5/15/2006	100-WATER	59.52	200-SEWER	47.96	154.99
	606 E BROADWAY			300-GARBAG	15.82	400-STORM	5.18	
				500-TAX	1.30	650-PENALT	1.18	
							BALANCE	130.96
81-0211-07-0	LEAMONS, JORGE	8/15/2012	10/23/2012	100-WATER	95.52	200-SEWER	95.65	
	606 E BROADWAY			300-GARBAG	30.78	303-GARBAG	0.71	
				400-STORM	9.00	500-TAX	2.55	
				650-PENALT	8.97	707-DEL CH	20.00	
							BALANCE	263.18
81-0211-12-0	ALCALA, PAULA	3/15/2014	7/10/2014	100-WATER	25.58	200-SEWER	23.88	
	606 E BROADWAY			300-GARBAG	11.48	303-GARBAG	0.25	
				400-STORM	3.23	500-TAX	0.95	
				650-PENALT	0.07			
							BALANCE	65.44
81-0215-04-0	HARMON, BILLY JASON	4/15/2008	7/17/2008	100-WATER	6.07	200-SEWER	12.17	
	903 S DREW			300-GARBAG	5.26	303-GARBAG	0.37	
				400-STORM	2.21	500-TAX	0.43	
							BALANCE	26.51
81-0215-06-0	MCKINNEY, CLINTON	3/15/2009	4/20/2009	100-WATER	34.07	200-SEWER	29.17	
	903 S DREW			300-GARBAG	12.38	400-STORM	5.20	
				500-TAX	1.02	650-PENALT	2.82	
							BALANCE	84.66
81-0215-09-0	HORN, ERICA	8/15/2012	12/13/2012	100-WATER	81.30	200-SEWER	78.76	
	903 S DREW			300-GARBAG	25.12	303-GARBAG	0.56	
				400-STORM	9.44	500-TAX	2.08	
				650-PENALT	13.07			
							BALANCE	210.33
81-0215-10-0	BROWN, ISAIAH THOMAS	5/15/2014	9/12/2014	100-WATER	18.82	200-SEWER	27.57	
	903 S DREW			300-GARBAG	18.99	303-GARBAG	0.47	
				400-STORM	6.70	500-TAX	1.57	
				650-PENALT	1.68			
							BALANCE	75.80
81-0220-00-0	MCCOY, RAY	8/15/2004	2/07/2005	100-WATER	22.13	200-SEWER	27.44	
	609 E BROADWAY			300-GARBAG	15.31	400-STORM	4.40	
				500-TAX	1.26			
							BALANCE	70.54
81-0224-00-0	VANN, TERRY D	6/15/2012	9/24/2012	100-WATER	28.91	200-SEWER	34.42	
	801 S DREW			300-GARBAG	31.95	303-GARBAG	0.99	
				400-STORM	9.00	500-TAX	2.64	

SEQUENCE: ACCOUNT NUMBER

ALL ACCOUNTS

WRITE OFF DATES: 0/00/0000 THRU 99/99/9999

BALANCES: NON ZERO BALANCES

Item 4.

ACCOUNT NO	NAME	LAST	BAD DEBT					
	SERVICE ADDRESS	BILL	DATE					
				650-PENALT	3.78	707-DEL CH	20.00	
							BALANCE	131.69
81-0235-05-0	HORN, DANIEL 605 COLEMAN	8/15/2012	12/13/2012	100-WATER	46.30	200-SEWER	41.58	
				300-GARBAG	21.43	303-GARBAG	0.48	
				400-STORM	6.27	500-TAX	1.78	
				650-PENALT	5.34			
							BALANCE	123.18
81-0245-00-0	COLEMAN, CINDY 609 COLEMAN	4/15/2002	9/26/2002	100-WATER	46.39	200-SEWER	58.78	
				300-GARBAG	30.57	500-TAX	2.52	
				650-PENALT	4.76	700-SVC CH	20.00	
							BALANCE	163.02
81-0245-03-0	TURNER, RICKEY 609 COLEMAN	8/15/2004	10/12/2004	100-WATER	58.53	200-SEWER	49.98	
				300-GARBAG	26.49	400-STORM	7.61	
				500-TAX	2.18	650-PENALT	4.59	
							BALANCE	149.38
81-0245-04-0	ROSAS, CAROL 609 COLEMAN	11/15/2004	4/18/2005	100-WATER	110.86	200-SEWER	77.93	
				300-GARBAG	26.40	400-STORM	7.59	
				500-TAX	2.18	650-PENALT	7.20	
							BALANCE	232.16
81-0245-11-0	LYON, VICKIE DEARMOND 633 COLEMAN	9/15/2013	12/19/2013	100-WATER	13.45	200-SEWER	12.27	
				300-GARBAG	6.10	303-GARBAG	0.12	
				400-STORM	1.72	500-TAX	0.50	
							BALANCE	34.16
81-0253-00-0	ENGLAND, DAVID 603 E CLIFTON	9/15/1999	4/10/2000	100-WATER	17.22	200-SEWER	13.48	
				300-GARBAG	14.20	500-TAX	1.17	
							BALANCE	46.07
81-0253-02-0	BARNES, SAVANNAH 603 E CLIFTON	9/15/2000	5/25/2001	100-WATER	305.91	200-SEWER	113.11	
				300-GARBAG	28.06	500-TAX	2.31	
				650-PENALT	21.48	700-SVC CH	18.22	
							BALANCE	489.09
81-0257-01-0	DIXON, CHERLYN 607 E CLIFTON	4/15/2003	10/15/2003	100-WATER	24.98	200-SEWER	27.67	
				300-GARBAG	22.88	400-STORM	6.57	
				500-TAX	1.89	650-PENALT	0.39	
							BALANCE	84.38
81-0259-07-0	GRIMES, JUSTIN 609 E CLIFTON	1/15/2011	1/14/2011	100-WATER	14.63	200-SEWER	19.26	
				300-GARBAG	10.50	303-GARBAG	0.03	
				400-STORM	3.12	500-TAX	0.86	
				650-PENALT	0.98			
							BALANCE	49.38
81-0261-06-0	HERNANDEZ, PAULA 611 E CLIFTON	11/15/2000	7/06/2001	100-WATER	22.43	200-SEWER	24.98	
				300-GARBAG	14.94	500-TAX	1.24	

SEQUENCE: ACCOUNT NUMBER

ALL ACCOUNTS

WRITE OFF DATES: 0/00/0000 THRU 99/99/9999

BALANCES: NON ZERO BALANCES

Item 4.

ACCOUNT NO	NAME	LAST	BAD DEBT					BALANCE	
	SERVICE ADDRESS	BILL	DATE						
								63.59	
81-0261-16-0	LANGLEY, PAULA 611 E CLIFTON	7/15/2009	11/05/2009	100-WATER	20.01	200-SEWER	17.08		
				300-GARBAG	9.45	303-GARBAG	0.07		
				400-STORM	2.82	500-TAX	0.78		
				650-PENALT	1.56	700-SVC CH	5.58		
								BALANCE	57.35
81-0261-19-0	GARCIA, KAYLEE 611 E CLIFTON	10/15/2010	2/25/2011	100-WATER	17.87	200-SEWER	10.45		
				300-GARBAG	5.01	400-STORM	1.49		
				500-TAX	0.42	650-PENALT	0.11		
								BALANCE	35.35
81-0261-25-0	HORTON, MELISSA BETH 611 E CLIFTON	6/15/2014	9/12/2014	100-WATER	49.62	200-SEWER	68.69		
				300-GARBAG	23.99	303-GARBAG	0.61		
				400-STORM	6.35	500-TAX	1.99		
				650-PENALT	4.45				
								BALANCE	155.70
81-0264-02-0	CARR, BRANDY 610 E CLIFTON	12/15/2002	6/13/2003	100-WATER	30.43	200-SEWER	30.95		
				300-GARBAG	21.85	400-STORM	6.28		
				500-TAX	1.80	650-PENALT	2.69		
								BALANCE	94.00
81-0264-03-0	DAVIS, VANESSA 610 E CLIFTON	6/15/2002	9/26/2002	100-WATER	15.93	200-SEWER	18.50		
				300-GARBAG	14.17	500-TAX	1.17		
				650-PENALT	0.17	700-SVC CH	10.97		
								BALANCE	60.91
81-0265-09-0	JONES, GREGORY ALAN 608 E CLIFTON	7/15/2011	8/25/2011	100-WATER	18.79	200-SEWER	17.05		
				300-GARBAG	10.01	303-GARBAG	0.30		
				400-STORM	2.98	500-TAX	0.83		
				650-PENALT	0.73				
								BALANCE	50.69
81-0270-00-0	GARCIA, ALICIA 602 E CLIFTON	7/15/2010	12/02/2010	100-WATER	69.08	200-SEWER	56.80		
				300-GARBAG	27.16	400-STORM	8.09		
				500-TAX	2.24	650-PENALT	5.50		
								BALANCE	168.87
81-0277-05-1	MOODY, DUSTIN 508 E CLIFTON	12/15/2011	2/21/2012	100-WATER	16.56	200-SEWER	15.35		
				300-GARBAG	6.15	303-GARBAG	0.18		
				400-STORM	1.80	500-TAX	0.51		
								BALANCE	40.55
81-0285-00-0	CREWS, GARY 504 E CLIFTON	11/15/2007	2/28/2008	100-WATER	78.74	200-SEWER	31.79		
				300-GARBAG	26.66	303-GARBAG	0.83		
				400-STORM	8.38	500-TAX	2.21		
				650-PENALT	5.00	707-DEL CH	20.00		

SEQUENCE: ACCOUNT NUMBER

ALL ACCOUNTS

WRITE OFF DATES: 0/00/0000 THRU 99/99/9999

BALANCES: NON ZERO BALANCES

Item 4.

ACCOUNT NO	NAME	LAST	BAD DEBT						
	SERVICE ADDRESS	BILL	DATE						BALANCE
81-0285-02-0	OLIVERA, SUMMER	10/15/2010	2/25/2011	100-WATER	13.04	200-SEWER	11.19		173.61
	504 E CLIFTON			300-GARBAG	5.42	400-STORM	1.61		
				500-TAX	0.45				
								BALANCE	31.71
81-0285-04-0	BABKOWSKI, MICHELLE DAWN	12/15/2013	7/10/2014	100-WATER	12.78	200-SEWER	22.09		
	504 E CLIFTON			300-GARBAG	10.79	303-GARBAG	0.28		
	CONTRACT: CTC	AMOUNT OWED:	0.00	400-STORM	3.04	500-TAX	0.89		
				650-PENALT	1.25				
								BALANCE	51.12
81-0288-00-0	GOMEZ, MANUEL	1/15/2000	8/09/2000	100-WATER	18.68	200-SEWER	19.47		
	505 E CLIFTON			300-GARBAG	12.89	500-TAX	1.06		
				700-SVC CH	49.98				
								BALANCE	102.08
81-0290-05-0	JOHNSTON, CODY	11/15/2001	4/22/2002	100-WATER	30.42	200-SEWER	31.80		
	503 E CLIFTON			300-GARBAG	15.74	500-TAX	1.29		
				650-PENALT	2.84				
								BALANCE	82.09
81-0290-12-0	TAMEZ, DAN	5/15/2007	8/29/2007	100-WATER	62.68	200-SEWER	53.69		
	503 E CLIFTON			300-GARBAG	33.01	303-GARBAG	0.36		
	CONTRACT: 114	AMOUNT OWED:	0.00	400-STORM	9.94	500-TAX	2.72		
				650-PENALT	6.10				
								BALANCE	168.50
81-0290-13-0	WALKER, DONJEL	9/15/2007	1/04/2008	100-WATER	23.54	200-SEWER	18.92		
	503 E CLIFTON			300-GARBAG	9.95	303-GARBAG	0.28		
				400-STORM	3.13	500-TAX	0.82		
				650-PENALT	0.19				
								BALANCE	56.83
81-0290-15-0	ANSLEY, JOHN DUAIN	12/15/2009	2/25/2010	100-WATER	29.78	102-WATER	0.04		
	503 E CLIFTON			200-SEWER	84.92	300-GARBAG	24.54		
	CONTRACT: CTC	AMOUNT OWED:	0.00	400-STORM	7.30	500-TAX	2.02		
				650-PENALT	5.72				
								BALANCE	154.32
81-0290-16-0	WARD, SHANNON JUNE	7/15/2010	8/09/2010	100-WATER	35.02	200-SEWER	51.79		
	503 E CLIFTON			300-GARBAG	17.66	400-STORM	5.26		
				500-TAX	1.46	650-PENALT	3.27		
								BALANCE	114.46
81-0290-17-0	KROB, AMANDA MARIE	9/15/2013	12/19/2013	100-WATER	24.30	200-SEWER	16.32		
	503 E CLIFTON			300-GARBAG	6.56	303-GARBAG	0.13		
				400-STORM	1.85	500-TAX	0.54		

SEQUENCE: ACCOUNT NUMBER

ALL ACCOUNTS

WRITE OFF DATES: 0/00/0000 THRU 99/99/9999

BALANCES: NON ZERO BALANCES

Item 4.

ACCOUNT NO	NAME	LAST	BAD DEBT						
	SERVICE ADDRESS	BILL	DATE						
								BALANCE	49.70
81-0290-20-0	WOOD, TIMOTHY 503 E CLIFTON	8/15/2014	9/12/2014	100-WATER	17.73	200-SEWER	15.52		
				300-GARBAG	17.74	303-GARBAG	0.45		
				400-STORM	4.69	500-TAX	1.47		
				650-PENALT	1.19			BALANCE	58.79
81-0312-05-0	LARNED, SUNSHINE 800 S MAXWELL	1/15/2006	1/31/2006	100-WATER	30.10	200-SEWER	24.25		
				300-GARBAG	9.58	400-STORM	2.11		
				500-TAX	0.79	650-PENALT	2.47		
								BALANCE	69.30
81-0312-17-0	WITT, ERIC 800 S MAXWELL	8/15/2012	9/24/2012	100-WATER	83.28	200-SEWER	56.38		
				300-GARBAG	24.11	303-GARBAG	0.53		
				400-STORM	4.53	500-TAX	1.99		
				650-PENALT	9.01			BALANCE	179.83
81-0325-02-1	JONES, KATHRYN 740 S MAXWELL	11/15/2012	2/04/2013	100-WATER	15.81	200-SEWER	22.06		
				300-GARBAG	21.30	303-GARBAG	0.67		
				400-STORM	6.00	500-TAX	1.76		
								BALANCE	67.60
81-0332-04-0	PHELPS, ANNETTE 408 E CLIFTON	4/15/2001	12/13/2001	100-WATER	32.22	200-SEWER	35.36		
				300-GARBAG	19.26	500-TAX	1.58		
				650-PENALT	1.73	700-SVC CH	13.32		
								BALANCE	103.47
81-0332-06-0	LARA JR, ARTURO 408 E CLIFTON	10/15/2007	1/28/2008	100-WATER	242.87	200-SEWER	45.19		
				300-GARBAG	20.86	303-GARBAG	0.61		
	CONTRACT: CTC	AMOUNT OWED:	0.00	400-STORM	6.56	500-TAX	1.72		
				650-PENALT	5.95			BALANCE	323.76
81-0332-07-0	BARNES, LANA KATHLEEN 408 E CLIFTON	10/15/2008	3/12/2009	100-WATER	79.64	200-SEWER	37.68		
				300-GARBAG	19.60	303-GARBAG	1.39		
				400-STORM	6.16	500-TAX	1.62		
				650-PENALT	6.00	702-DEL CH	20.00		
								BALANCE	172.09
81-0332-09-0	STEWART, ROBERT WILLIAM 408 E CLIFTON	9/15/2009	11/05/2009	100-WATER	14.54	200-SEWER	17.46		
				300-GARBAG	11.50	303-GARBAG	0.03		
				400-STORM	3.42	500-TAX	0.95		
				650-PENALT	0.78			BALANCE	48.68
81-0332-11-0	MONTCALM, TODD 408 E CLIFTON	10/15/2010	12/02/2010	100-WATER	57.05	200-SEWER	54.60		
				300-GARBAG	23.29	400-STORM	6.93		

SEQUENCE: ACCOUNT NUMBER

ALL ACCOUNTS

WRITE OFF DATES: 0/00/0000 THRU 99/99/9999

BALANCES: NON ZERO BALANCES

Item 4.

ACCOUNT NO	NAME	LAST	BAD DEBT				
	SERVICE ADDRESS	BILL	DATE				
				500-TAX	1.92	650-PENALT	1.52
				706-TRANSF	11.60		
						BALANCE	156.91
81-0340-12-0	MCMILLAN, PAMELA JANE 402 E CLIFTON	10/15/2012	12/13/2012	100-WATER	41.95	200-SEWER	42.88
				300-GARBAG	20.40	303-GARBAG	0.58
				400-STORM	5.75	500-TAX	1.69
				650-PENALT	3.40		
						BALANCE	116.65
81-0370-01-0	RHODES, RONNIE 804 S JACKSON	8/15/2004	2/07/2005	100-WATER	38.87	200-SEWER	32.45
				300-GARBAG	28.01	400-STORM	5.37
				500-TAX	2.31	650-PENALT	3.17
						BALANCE	110.18
81-0380-03-1	WOLFE, DEVIN 802 S JACKSON	4/15/2002	2/07/2005	100-WATER	17.34	200-SEWER	19.17
				300-GARBAG	11.01	500-TAX	0.91
				650-PENALT	1.52	700-SVC CH	7.59
						BALANCE	57.54
81-0389-00-0	PARENT, DALE 701 S JACKSON	1/15/2000	4/10/2000	100-WATER	48.17	200-SEWER	69.43
				300-GARBAG	26.35	500-TAX	2.17
				650-PENALT	5.56		
						BALANCE	151.68
81-0390-00-0	SPARKS, KRISTIE 702 S JACKSON	11/15/2006	2/13/2007	100-WATER	58.31	200-SEWER	74.92
				300-GARBAG	23.11	303-GARBAG	0.69
				400-STORM	7.44	500-TAX	1.91
				650-PENALT	6.12		
						BALANCE	172.50
81-0395-03-0	SELLERS, VIRGIL 320 E CLIFTON	6/15/1998	12/16/1999	100-WATER	37.78	200-SEWER	34.94
				300-GARBAG	14.13	500-TAX	1.16
						BALANCE	88.01
81-0395-09-0	PACK, GEORGE 320 E CLIFTON	11/15/2003	1/16/2004	100-WATER	49.42	200-SEWER	48.01
				300-GARBAG	27.90	400-STORM	8.02
				500-TAX	2.30	650-PENALT	5.57
						BALANCE	141.22
81-0395-16-0	FRUITT, SHARLA RENEE 320 E CLIFTON	9/15/2009	1/14/2010	100-WATER	21.93	200-SEWER	18.63
				300-GARBAG	13.22	303-GARBAG	0.05
				400-STORM	3.94	500-TAX	1.09
				650-PENALT	1.12		
						BALANCE	59.98
81-0400-04-0	PACK, AMY 310 E CLIFTON	3/15/2001	10/17/2001	100-WATER	29.76	200-SEWER	35.45
				300-GARBAG	19.96	500-TAX	1.64
				650-PENALT	3.00		

SEQUENCE: ACCOUNT NUMBER

ALL ACCOUNTS

WRITE OFF DATES: 0/00/0000 THRU 99/99/9999

BALANCES: NON ZERO BALANCES

Item 4.

ACCOUNT NO	NAME	LAST	BAD DEBT					
	SERVICE ADDRESS	BILL	DATE					BALANCE
								89.81
81-0400-05-1	HERNANDEZ, CLAUDIA ELENA 310 E CLIFTON	8/15/2001	3/27/2007	100-WATER	73.45	200-SEWER	44.96	
				300-GARBAG	16.31	500-TAX	1.34	
				700-SVC CH	30.00			
								BALANCE 166.06
81-0410-06-0	BOYD, DAWN 300 E CLIFTON	7/15/2008	12/08/2008	100-WATER	65.54	200-SEWER	64.70	
				300-GARBAG	25.13	303-GARBAG	1.87	
				400-STORM	7.90	500-TAX	2.07	
				650-PENALT	5.79			
								BALANCE 173.00
81-0414-01-0	DOMINY, THERESA 805 S COX	3/15/1999	12/16/1999	100-WATER	43.73	200-SEWER	44.87	
				300-GARBAG	16.05	500-TAX	1.32	
				650-PENALT	3.93			
								BALANCE 109.90
81-0414-04-0	CEHAND, BOBBY 805 S COX	9/15/2002	4/17/2003	100-WATER	43.65	200-SEWER	45.01	
				300-GARBAG	24.34	500-TAX	2.01	
				650-PENALT	3.91	700-SVC CH	32.86	
								BALANCE 151.78
81-0414-06-0	VIRGIL, NIKKI JOY 805 S COX	8/15/2005	11/23/2005	100-WATER	134.89	200-SEWER	85.55	
				300-GARBAG	24.94	400-STORM	8.32	
				500-TAX	2.05	650-PENALT	10.76	
								BALANCE 266.51
81-0414-08-0	SIMONS, ELIZABETH 805 S COX	6/15/2007	8/29/2007	100-WATER	34.65	200-SEWER	42.50	
				300-GARBAG	14.24	303-GARBAG	0.33	
				400-STORM	4.48	500-TAX	1.17	
				650-PENALT	2.48			
								BALANCE 99.85
81-0450-04-0	LOPEZ, KATRINA 808 GLEN ROSE RD	3/15/2001	10/17/2001	100-WATER	33.93	200-SEWER	37.35	
				300-GARBAG	32.00	500-TAX	2.64	
				650-PENALT	6.33	700-SVC CH	29.17	
								BALANCE 141.42
81-0450-05-0	MELENDEZ, JOEL 808 GLEN ROSE RD	11/15/2003	5/28/2004	100-WATER	13.70	200-SEWER	17.19	
				300-GARBAG	8.48	400-STORM	1.63	
				500-TAX	0.70			
								BALANCE 41.70
81-0450-08-0	PHELPS, BOBBY DELL 808 GLEN ROSE RD CONTRACT: 114	11/15/2009	2/25/2010	100-WATER	30.41	200-SEWER	25.90	
				300-GARBAG	16.18	400-STORM	3.21	
				AMOUNT OWED: 0.00	500-TAX	1.34	650-PENALT	0.95
								BALANCE 77.99
81-0450-09-0	GONZALEZ, JOSE 808 GLEN ROSE RD	7/15/2012	9/24/2012	100-WATER	17.44	200-SEWER	13.66	
				300-GARBAG	8.27	303-GARBAG	0.16	

SEQUENCE: ACCOUNT NUMBER

ALL ACCOUNTS

WRITE OFF DATES: 0/00/0000 THRU 99/99/9999

BALANCES: NON ZERO BALANCES

Item 4.

ACCOUNT NO	NAME	LAST	BAD DEBT					
	SERVICE ADDRESS	BILL	DATE					
				400-STORM	1.55	500-TAX	0.68	
							BALANCE	41.76
81-0460-02-0	WILSON, JAMES RALPH 816 GLEN ROSE RD	6/15/2010	8/09/2010	100-WATER	26.03	200-SEWER	22.73	
				300-GARBAG	15.55	400-STORM	3.09	
				500-TAX	1.28	650-PENALT	1.61	
							BALANCE	70.29
81-0474-01-0	POWELL, JIMMY BRYAN 907 RIVERSIDE DR	6/15/2009	9/24/2009	100-WATER	75.30	200-SEWER	49.81	
				300-GARBAG	19.42	303-GARBAG	0.03	
				400-STORM	3.85	500-TAX	1.60	
				650-PENALT	4.26			
							BALANCE	154.27
81-0474-02-0	GAMEZ, SONIA 907 RIVERSIDE DR	7/15/2010	8/09/2010	100-WATER	23.94	200-SEWER	37.65	
				300-GARBAG	15.40	400-STORM	3.06	
				500-TAX	1.27	650-PENALT	1.98	
							BALANCE	83.30
81-0511-01-0	DUNSON, ROY 811 RIVERSIDE DR	5/15/2002	9/26/2002	100-WATER	24.95	200-SEWER	23.57	
				300-GARBAG	18.06	500-TAX	1.49	
				650-PENALT	2.40			
							BALANCE	70.47
81-0511-05-0	RAY, SONIA DENISE 811 RIVERSIDE DR	2/15/2007	5/18/2007	100-WATER	12.98	200-SEWER	15.21	
				300-GARBAG	10.37	303-GARBAG	0.05	
				400-STORM	3.28	500-TAX	0.85	
							BALANCE	42.74
81-0512-01-0	GAMEZ, KAREN 808 RIVERSIDE DR	10/15/2004	12/02/2004	100-WATER	21.64	200-SEWER	31.84	
				300-GARBAG	20.54	400-STORM	7.87	
				500-TAX	1.69			
							BALANCE	83.58
81-0512-02-0	WHITT, MISTY 808 RIVERSIDE DR	8/15/2005	11/23/2005	100-WATER	38.45	200-SEWER	34.44	
				300-GARBAG	11.92	400-STORM	5.29	
				500-TAX	0.98			
							BALANCE	91.08
81-0512-04-0	HUFSTETLER, KATRINA MOORE 808 RIVERSIDE DR	11/15/2006	2/13/2007	100-WATER	15.46	200-SEWER	12.41	
				300-GARBAG	7.63	303-GARBAG	0.16	
				400-STORM	3.28	500-TAX	0.63	
				650-PENALT	0.71			
							BALANCE	40.28
81-0514-02-0	DAVIS, KATHY 804 RIVERSIDE DR	2/15/2006	3/24/2006	100-WATER	49.92	200-SEWER	40.07	
				300-GARBAG	23.51	400-STORM	10.18	
				500-TAX	1.93	650-PENALT	5.48	
							BALANCE	131.09

SEQUENCE: ACCOUNT NUMBER

ALL ACCOUNTS

WRITE OFF DATES: 0/00/0000 THRU 99/99/9999

BALANCES: NON ZERO BALANCES

Item 4.

ACCOUNT NO	NAME	LAST	BAD DEBT				
	SERVICE ADDRESS	BILL	DATE				
81-0540-02-0	ALLRED, LANCE 714 RIVERSIDE DR	3/15/2006	3/24/2006	100-WATER	38.38	200-SEWER	33.35
				300-GARBAG	23.60	303-GARBAG	0.10
				400-STORM	7.56	500-TAX	1.94
				650-PENALT	3.47		
						BALANCE	108.40
81-0544-02-0	LARA, DELIA 712 B RIVERSIDE DR	10/15/2004	4/18/2005	100-WATER	58.76	200-SEWER	47.09
				300-GARBAG	16.03	400-STORM	8.95
				500-TAX	1.32	650-PENALT	1.89
				706-TRANSF	20.00		
						BALANCE	154.04
81-0550-00-0	THETFORD, LLOYD ALLAN 713 RIVERSIDE DR	2/15/2000	9/13/2000	100-WATER	77.08	200-SEWER	58.12
				300-GARBAG	20.79	500-TAX	1.72
				650-PENALT	5.26		
						BALANCE	162.97
81-0565-05-0	CUMMINGS, JUSTIN 708 RIVERSIDE DR	10/15/2011	12/06/2011	100-WATER	18.41	200-SEWER	26.11
				300-GARBAG	13.41	303-GARBAG	0.36
				400-STORM	3.92	500-TAX	1.10
				650-PENALT	1.29		
						BALANCE	64.60
***** BOOK TOTALS ***** ACCTS: 163				100-WATER	7,449.02	102-WATER	0.04
				200-SEWER	6,448.46	300-GARBAG	3,177.38
				303-GARBAG	27.59	400-STORM	584.09
				500-TAX	262.04	650-PENALT	579.58
				700-SVC CH	1,067.13	702-DEL CH	20.00
				706-TRANSF	41.65	707-DEL CH	110.00
				708-CONNEC	20.00		
						BALANCE	19,786.98

SEQUENCE: ACCOUNT NUMBER

ALL ACCOUNTS

WRITE OFF DATES: 0/00/0000 THRU 99/99/9999

BALANCES: NON ZERO BALANCES

Item 4.

ACCOUNT NO	NAME	LAST	BAD DEBT				
	SERVICE ADDRESS	BILL	DATE				
82-0141-00-0	TOM JAMES LIVESTOCK 160 E SOUTH LOOP	1/15/2000	8/09/2000	100-WATER	16.04	200-SEWER	16.42
				300-GARBAG	118.22	500-TAX	9.76
							BALANCE 160.44
82-0141-01-0	GI JO'S 160 E SOUTH LOOP	5/15/2003	11/13/2003	100-WATER	23.68	200-SEWER	22.80
				300-GARBAG	30.20	400-STORM	35.08
				500-TAX	2.49	650-PENALT	3.27
							BALANCE 117.52
82-0150-05-0	COX, CHRISTINE 912 OLD HICO RD	9/15/2004	4/18/2005	100-WATER	47.19	200-SEWER	38.08
				300-GARBAG	11.65	400-STORM	4.47
				500-TAX	0.96		
							BALANCE 102.35
82-0150-08-0	LOPEZ, JR, ALEX 912 OLD HICO RD	4/15/2011	7/26/2011	100-WATER	28.72	200-SEWER	46.23
				300-GARBAG	12.06	303-GARBAG	0.22
				400-STORM	4.72	500-TAX	1.00
				650-PENALT	2.39		
							BALANCE 95.34
82-0150-10-1	PROCK, JOYEL 912 OLD HICO RD	10/15/2011	2/21/2012	100-WATER	27.07	200-SEWER	8.05
				300-GARBAG	8.69	303-GARBAG	0.23
				400-STORM	3.39	500-TAX	0.72
							BALANCE 48.15
82-0160-03-0	RAINEY, ROXANNA RENITA 932 OLD HICO RD	4/15/2005	9/29/2005	100-WATER	163.55	200-SEWER	110.93
				300-GARBAG	21.50	400-STORM	7.16
				500-TAX	1.76	650-PENALT	13.99
							BALANCE 318.89
82-0160-06-0	GAZAWAY, BOBBY JASON 932 OLD HICO RD	12/15/2008	1/26/2009	100-WATER	35.77	200-SEWER	39.95
				300-GARBAG	17.55	303-GARBAG	0.72
				400-STORM	5.52	500-TAX	1.45
				650-PENALT	2.58		
							BALANCE 103.54
82-0220-00-0	COUTO, FATIMA 201 E BALLOW	7/15/2004	2/07/2005	100-WATER	56.03	200-SEWER	47.78
				300-GARBAG	19.88	400-STORM	7.62
				500-TAX	1.64	650-PENALT	3.89
				700-SVC CH	12.63	701-CONN	12.63
							BALANCE 162.10
82-0226-01-0	HARPER, JOHNNY J. OLD HICO RD	1/15/2003	6/13/2003	100-WATER	14.57	300-GARBAG	8.55
				400-STORM	2.46	500-TAX	0.70
							BALANCE 26.28
82-0226-03-0	OCAMPO, NICOLAS JON 1224 OLD HICO RD	11/15/2003	5/28/2004	100-WATER	174.35	300-GARBAG	14.27
				400-STORM	4.10	500-TAX	1.18

SEQUENCE: ACCOUNT NUMBER

ALL ACCOUNTS

WRITE OFF DATES: 0/00/0000 THRU 99/99/9999

BALANCES: NON ZERO BALANCES

Item 4.

ACCOUNT NO	NAME	LAST	BAD DEBT						
	SERVICE ADDRESS	BILL	DATE						
								BALANCE	193.90
82-0320-01-0	MELTON, TRESHA 1015 GLEN ROSE RD	5/15/2001	1/03/2002	100-WATER	14.36	200-SEWER	14.18		
				300-GARBAG	8.90	500-TAX	0.74		
								BALANCE	38.18
82-0340-00-0	BARKER, DONAVON 1020 GLEN ROSE RD	9/15/2000	10/09/2000	100-WATER	43.12	200-SEWER	59.03		
				300-GARBAG	30.85	500-TAX	2.54		
				650-PENALT	7.49	700-SVC CH	16.39		
								BALANCE	159.42
82-0375-01-0	LEGENDS SPECIALTY FURNISHIN 1031 GLEN ROSE RD	7/15/2004	2/07/2005	100-WATER	19.50	200-SEWER	16.32		
				300-GARBAG	27.85	400-STORM	68.89		
				500-TAX	2.30	650-PENALT	4.34		
								BALANCE	139.20
82-0376-02-0	LIBERTY BAIL BONDS 1040 GLEN ROSE RD	2/15/2003	10/15/2003	100-WATER	18.93	200-SEWER	19.10		
				300-GARBAG	20.99	400-STORM	4.19		
				500-TAX	1.73	700-SVC CH	13.20		
								BALANCE	78.14
82-0386-00-0	AAA BUDGET BAIL BONDS 1053 GLEN ROSE RD	6/15/2000	1/09/2001	100-WATER	13.48	200-SEWER	22.03		
				650-PENALT	2.33	700-SVC CH	9.68		
								BALANCE	47.52
82-0513-00-0	ROBERTSON, CHRISTY 711 EAST RD	9/15/2004	4/18/2005	100-WATER	21.95	200-SEWER	16.71		
				300-GARBAG	10.23	400-STORM	3.91		
				500-TAX	0.84				
								BALANCE	53.64
82-0520-11-0	GOATES, DUSTIN 701 EAST RD	6/15/2011	6/23/2011	100-WATER	20.66	200-SEWER	27.68		
				300-GARBAG	13.29	303-GARBAG	0.42		
				400-STORM	5.18	500-TAX	1.10		
				650-PENALT	1.38				
								BALANCE	69.71
82-0544-00-0	DORRIES, BRIAN 612 EAST RD	9/15/1999	4/10/2000	100-WATER	37.35	200-SEWER	45.11		
				300-GARBAG	23.19	500-TAX	1.91		
				650-PENALT	2.55	700-SVC CH	11.35		
								BALANCE	121.46
82-0544-02-0	CLEVELAND, JUSTIN 612 EAST RD	12/15/1999	4/10/2000	100-WATER	5.08	200-SEWER	5.20		
				300-GARBAG	5.98	500-TAX	0.49		
				700-SVC CH	20.00				
								BALANCE	36.75
82-0544-03-0	WEBB, FRANK 612 EAST RD	11/15/2002	6/13/2003	100-WATER	50.85	200-SEWER	75.72		
				300-GARBAG	28.84	400-STORM	5.28		
				500-TAX	2.38	650-PENALT	6.10		

SEQUENCE: ACCOUNT NUMBER

ALL ACCOUNTS

WRITE OFF DATES: 0/00/0000 THRU 99/99/9999

BALANCES: NON ZERO BALANCES

Item 4.

ACCOUNT NO	NAME	LAST	BAD DEBT					
	SERVICE ADDRESS	BILL	DATE					
				700-SVC CH	20.00			BALANCE 189.17
82-0600-01-0	GUTHERY NICK 604 LOWER GRANBURY RD	10/15/2000	2/09/2001	100-WATER	25.04	200-SEWER	26.09	
				300-GARBAG	40.23	500-TAX	3.32	
				650-PENALT	4.71	700-SVC CH	13.89	
								BALANCE 113.28
82-0600-03-0	WELDING & MORE 604 OLD GRANBURY RD	8/15/2002	2/24/2003	100-WATER	38.87	200-SEWER	38.07	
				300-GARBAG	54.57	500-TAX	4.51	
				650-PENALT	6.66	700-SVC CH	50.23	
								BALANCE 192.91
82-0606-01-0	SALAZAR, SALLY 610 EAST RD	7/15/2003	1/16/2004	100-WATER	23.93	200-SEWER	22.68	
				300-GARBAG	20.54	400-STORM	5.90	
				500-TAX	1.69	650-PENALT	2.25	
								BALANCE 76.99
82-0610-00-0	MILLS, G D 606 EAST RD	9/15/2011	1/16/2012	100-WATER	173.70	200-SEWER	59.60	
				300-GARBAG	28.73	303-GARBAG	0.79	
				400-STORM	8.40	500-TAX	2.38	
				650-PENALT	15.39	707-DEL CH	20.00	
								BALANCE 308.99
***** BOOK TOTALS ***** ACCTS: 24				100-WATER	1,093.79	200-SEWER	777.76	
				300-GARBAG	576.76	303-GARBAG	2.38	
				400-STORM	176.27	500-TAX	47.59	
				650-PENALT	79.32	700-SVC CH	167.37	
				701-CONN	12.63	707-DEL CH	20.00	
								BALANCE 2,953.87

SEQUENCE: ACCOUNT NUMBER

ALL ACCOUNTS

WRITE OFF DATES: 0/00/0000 THRU 99/99/9999

BALANCES: NON ZERO BALANCES

Item 4.

ACCOUNT NO	NAME	LAST	BAD DEBT				
	SERVICE ADDRESS	BILL	DATE				
83-0004-00-0	PAWVLIK, DAVID 305 EAST RD	11/15/1999	4/10/2000	100-WATER	31.39	300-GARBAG	22.35
				500-TAX	1.84	650-PENALT	1.76
				700-SVC CH	27.63		
							BALANCE 84.97
83-0004-04-0	SKAGGS, MONTY 305 EAST RD	4/19/2000	11/09/2000	100-WATER	23.70	300-GARBAG	14.42
				500-TAX	1.19	650-PENALT	1.17
							BALANCE 40.48
83-0004-10-0	GUTIERREZ, GILBERT 305 EAST RD	7/15/2006	11/07/2006	100-WATER	30.01	200-SEWER	24.19
				300-GARBAG	7.62	303-GARBAG	0.22
				400-STORM	2.45	500-TAX	0.63
							BALANCE 65.12
83-0004-11-0	PAYNE, TONY RAY 305 EAST RD	1/15/2007	2/13/2007	100-WATER	26.43	200-SEWER	21.24
				300-GARBAG	11.08	303-GARBAG	0.16
				400-STORM	3.57	500-TAX	0.91
				650-PENALT	1.82		
							BALANCE 65.21
83-0004-16-0	GARCIA, SAMUEL BAHENA 305 EAST RD	7/15/2010	12/02/2010	100-WATER	44.99	200-SEWER	47.09
				300-GARBAG	17.10	400-STORM	5.09
				500-TAX	1.41	650-PENALT	2.83
							BALANCE 118.51
83-0010-01-0	ROBNETT, THOMASII 207 EAST RD	8/15/2007	1/04/2008	100-WATER	14.67	200-SEWER	14.20
				300-GARBAG	7.52	303-GARBAG	0.20
				400-STORM	3.15	500-TAX	0.62
							BALANCE 40.36
83-0014-01-0	REEVES, COREY TODD 201 EAST RD	11/15/2009	2/25/2010	100-WATER	31.29	200-SEWER	46.33
				300-GARBAG	17.30	400-STORM	3.43
				500-TAX	1.43	650-PENALT	2.99
							BALANCE 102.77
83-0024-02-0	SATELLITE SERVICES 1206 E WASHINGTON	12/15/2001	4/22/2002	100-WATER	16.91	300-GARBAG	24.90
				500-TAX	2.05	650-PENALT	1.41
				700-SVC CH	11.91		
							BALANCE 57.18
83-0024-03-0	WARREN, LEROY 1206 E WASHINGTON	3/15/2007	6/20/2007	100-WATER	34.49	300-GARBAG	15.64
				303-GARBAG	0.27	400-STORM	14.28
				500-TAX	1.29	650-PENALT	0.13
							BALANCE 66.10
83-0112-01-0	AIR COMFORT 1599 E WASHINGTON	6/15/2001	2/08/2002	100-WATER	36.39	300-GARBAG	46.07
				500-TAX	3.79	650-PENALT	4.19
				700-SVC CH	30.72		

SEQUENCE: ACCOUNT NUMBER

ALL ACCOUNTS

WRITE OFF DATES: 0/00/0000 THRU 99/99/9999

BALANCES: NON ZERO BALANCES

Item 4.

ACCOUNT NO	NAME	LAST	BAD DEBT						
	SERVICE ADDRESS	BILL	DATE						
								BALANCE	121.16
83-0136-01-0	LANDRETH, TONY 1201 E WASHINGTON	4/15/2002	7/26/2002	100-WATER	39.29	200-SEWER	40.14		
				300-GARBAG	38.61	500-TAX	3.19		
				650-PENALT	5.06	700-SVC CH	15.53		
								BALANCE	141.82
83-0160-01-0	FLETCHER, PAT 207 MORGAN MILL RD	9/15/2004	4/18/2005	100-WATER	86.50	200-SEWER	69.79		
				300-GARBAG	20.22	400-STORM	5.82		
				500-TAX	1.66	650-PENALT	4.70		
								BALANCE	188.69
83-0180-01-0	BINGHAM, DANNY 311 MORGAN MILL RD	6/15/2000	1/09/2001	100-WATER	122.85	200-SEWER	36.73		
				300-GARBAG	22.42	500-TAX	1.85		
				650-PENALT	3.51	700-SVC CH	14.56		
								BALANCE	201.92
83-0184-01-0	WIRHT, BETH/JOSH 315 MORGAN MILL RD	11/15/2002	6/13/2003	100-WATER	20.46	200-SEWER	19.11		
				300-GARBAG	15.56	400-STORM	5.96		
				500-TAX	1.28	650-PENALT	1.61		
								BALANCE	63.98
83-0184-04-0	WHITT, JOHN 315 MORGAN MILL RD	9/15/2008	1/26/2009	100-WATER	34.91	200-SEWER	31.96		
				300-GARBAG	12.47	303-GARBAG	0.94		
				400-STORM	5.23	500-TAX	1.03		
				650-PENALT	2.51				
								BALANCE	89.05
83-0186-01-0	WIRHT, BETH/JOSH 315 MORGAN MILL RD	12/15/2002	6/13/2003	100-WATER	37.72	650-PENALT	1.84		
				700-SVC CH	11.89				
								BALANCE	51.45
83-0188-01-0	HAYNES, CHRISTINA 317 MORGAN MILL RD	9/15/2008	1/26/2009	100-WATER	52.30	200-SEWER	42.09		
				300-GARBAG	17.84	303-GARBAG	1.33		
				400-STORM	5.61	500-TAX	1.47		
				650-PENALT	3.34				
								BALANCE	123.98
83-0210-02-0	CHAMBERS, KRISTI 405 MORGAN MILL RD	9/15/2002	4/17/2003	100-WATER	33.23	200-SEWER	32.05		
				300-GARBAG	17.34	500-TAX	1.43		
				650-PENALT	2.29				
								BALANCE	86.34
83-0212-05-0	MONK, LYNDSEY 407 MORGAN MILL RD	4/15/2014	9/12/2014	100-WATER	12.67	200-SEWER	8.11		
				300-GARBAG	5.53	303-GARBAG	0.14		
				400-STORM	1.46	500-TAX	0.46		
								BALANCE	28.37
83-0218-04-0	WILLS, JAMIE KATE 417 MORGAN MILL RD	10/15/2008	10/17/2008	100-WATER	19.45	200-SEWER	15.59		
				300-GARBAG	11.65	303-GARBAG	0.81		

SEQUENCE: ACCOUNT NUMBER

ALL ACCOUNTS

WRITE OFF DATES: 0/00/0000 THRU 99/99/9999

BALANCES: NON ZERO BALANCES

Item 4.

ACCOUNT NO	NAME	LAST	BAD DEBT					
	SERVICE ADDRESS	BILL	DATE					
				400-STORM	4.88	500-TAX	0.96	
				650-PENALT	0.90			
							BALANCE	54.24
83-0230-00-0	HAGGARD, ARLENE 410 MORGAN MILL RD	11/15/2002	6/13/2003	100-WATER	36.57	200-SEWER	38.37	
				300-GARBAG	18.11	400-STORM	5.21	
				500-TAX	1.49	650-PENALT	2.75	
							BALANCE	102.50
83-0230-10-1	PONTASCH, JOHANNES HELMUT 410 MORGAN MILL RD	11/15/2012	2/04/2013	100-WATER	25.85	200-SEWER	18.13	
				300-GARBAG	15.93	303-GARBAG	0.49	
				400-STORM	4.49	500-TAX	1.32	
				650-PENALT	1.12			
							BALANCE	67.33
83-0248-02-0	PAPPAS, HUNTER 400 MORGAN MILL RD	10/15/2013	12/19/2013	100-WATER	272.47	200-SEWER	45.39	
				300-GARBAG	27.03	303-GARBAG	0.62	
				400-STORM	10.15	500-TAX	2.23	
				650-PENALT	5.30	700-SVC CH	20.00	
							BALANCE	383.19
83-0312-02-0	JOHNSTON, MELINDA 312 MORGAN MILL RD	10/15/2001	4/22/2002	100-WATER	121.29	200-SEWER	55.94	
				300-GARBAG	15.90	500-TAX	1.31	
							BALANCE	194.44
83-0330-02-0	FACIO, RACHAL 1053 TEJAS LN	1/15/2005	7/15/2005	100-WATER	52.84	200-SEWER	45.36	
				300-GARBAG	15.38	400-STORM	4.43	
				500-TAX	1.27			
							BALANCE	119.28
83-0330-03-0	SILVA, MIKE SOTO 1053 TEJAS LN	8/15/2005	11/23/2005	100-WATER	49.68	102-WATER	46.40	
				200-SEWER	45.15	300-GARBAG	16.13	
				400-STORM	5.38	500-TAX	1.33	
				650-PENALT	1.59			
							BALANCE	165.66
83-0336-03-0	EDWARDS, RODNEY 305 TEJAS LN	1/15/2000	6/09/2000	100-WATER	28.60	200-SEWER	32.47	
				300-GARBAG	24.04	500-TAX	1.98	
				650-PENALT	2.76	700-SVC CH	13.82	
							BALANCE	103.67
83-0336-05-0	MUSICK, WENDY 1009 TEJAS LN	3/15/2002	7/26/2002	100-WATER	24.52	200-SEWER	19.35	
				300-GARBAG	18.03	500-TAX	1.49	
							BALANCE	63.39
83-0336-17-0	KELLY, DAVID 1009 TEJAS LN	5/15/2014	9/12/2014	100-WATER	19.60	200-SEWER	20.04	
				300-GARBAG	20.41	303-GARBAG	0.52	
				400-STORM	5.40	500-TAX	1.69	
							BALANCE	67.66

SEQUENCE: ACCOUNT NUMBER

ALL ACCOUNTS

WRITE OFF DATES: 0/00/0000 THRU 99/99/9999

BALANCES: NON ZERO BALANCES

Item 4.

ACCOUNT NO	NAME	LAST	BAD DEBT				
	SERVICE ADDRESS	BILL	DATE				
83-0378-00-0	WATER HOLE	2/15/2007	5/18/2007	100-WATER	63.25	200-SEWER	50.88
	1080 TEJAS LN			300-GARBAG	203.16	302-GARBAG	3.38
				303-GARBAG	2.47	400-STORM	110.53
				500-TAX	16.77	502-TAX	0.28
				650-PENALT	18.44	707-DEL CH	20.00
							BALANCE 489.16
83-0400-09-0	BECKETT, AMBER RENEE	12/15/2013	7/10/2014	100-WATER	15.32	200-SEWER	14.16
	304 MORGAN MILL RD			300-GARBAG	8.67	303-GARBAG	0.22
				400-STORM	2.44	500-TAX	0.72
							BALANCE 41.53
83-0530-04-0	SMITH, DORRIS	6/15/2001	2/08/2002	100-WATER	13.09	300-GARBAG	12.08
	390 CLARK LN #1			500-TAX	1.00		
							BALANCE 26.17
83-0530-06-0	BURKS, ROBIN N	4/15/2002	7/26/2002	100-WATER	8.18	300-GARBAG	4.70
	390 CLARK LN #1			500-TAX	0.38	700-SVC CH	18.69
							BALANCE 31.95
83-0530-09-0	WELLS, CRAIG WILLIAM	8/15/2004	2/07/2005	100-WATER	49.81	300-GARBAG	26.74
	390 #1 CLARK LN			500-TAX	2.21	650-PENALT	2.24
							BALANCE 81.00
83-0530-10-0	KERBOW, ROBERT	12/15/2004	6/22/2005	100-WATER	28.63	300-GARBAG	14.90
	390 #1 CLARK LN			500-TAX	1.23	650-PENALT	1.13
							BALANCE 45.89
83-0530-11-0	COGBURN, AMANDA	4/15/2005	6/22/2005	100-WATER	41.67	300-GARBAG	21.12
	390 #1 CLARK LN			500-TAX	1.74	650-PENALT	2.14
							BALANCE 66.67
83-0530-12-0	MCKINNEY, JAMES	8/15/2005	8/29/2005	100-WATER	87.25	300-GARBAG	24.19
	390 #1 CLARK LN			500-TAX	2.00	650-PENALT	3.14
							BALANCE 116.58
83-0530-21-0	ERNSTES, SARAH	5/15/2012	6/20/2012	100-WATER	19.21	300-GARBAG	8.88
	390 #1 CLARK LN			303-GARBAG	0.28	400-STORM	2.51
				500-TAX	0.73	650-PENALT	0.04
							BALANCE 31.65
83-0530-22-0	RUSSELL, TRAVIS WARREN	9/15/2012	12/13/2012	100-WATER	14.46	300-GARBAG	10.98
	390 #1 CLARK LN			303-GARBAG	0.33	400-STORM	3.09
				500-TAX	0.91	650-PENALT	0.06
							BALANCE 29.83
83-0530-24-0	HALLMARK, SARA	11/15/2013	4/09/2014	100-WATER	52.47	300-GARBAG	19.22
	390 #1 CLARK LN			303-GARBAG	0.47	400-STORM	5.41

SEQUENCE: ACCOUNT NUMBER

ALL ACCOUNTS

WRITE OFF DATES: 0/00/0000 THRU 99/99/9999

BALANCES: NON ZERO BALANCES

Item 4.

ACCOUNT NO	NAME	LAST	BAD DEBT					
	SERVICE ADDRESS	BILL	DATE					
				500-TAX	1.59	650-PENALT	2.61	
							BALANCE	81.77
83-0532-09-0	DELBOSQUE, KAREN LEE	6/15/2003	1/16/2004	100-WATER	24.48	300-GARBAG	13.73	
	390 #2 CLARK LN			500-TAX	1.13	650-PENALT	0.04	
							BALANCE	39.38
83-0532-13-0	WALTON, LEESA	11/15/2005	11/23/2005	100-WATER	68.38	300-GARBAG	20.96	
	390 #2 CLARK LN			500-TAX	1.73	650-PENALT	3.25	
							BALANCE	94.32
83-0532-21-0	FARR, TINA	2/15/2014	7/10/2014	100-WATER	29.64	300-GARBAG	11.34	
	390 #2 CLARK LN			303-GARBAG	0.25	400-STORM	3.00	
				500-TAX	0.94			
							BALANCE	45.17
83-0533-01-0	PROA, ANTONIO	12/15/2003	1/16/2004	100-WATER	53.15	300-GARBAG	28.70	
	390 #3 CLARK LN			500-TAX	2.36	650-PENALT	6.19	
							BALANCE	90.40
83-0533-04-0	HARVEY, SHERRY	9/15/2001	12/13/2001	100-WATER	308.84	200-SEWER	49.00	
	390 #3 CLARK LN			300-GARBAG	35.85	500-TAX	2.95	
				650-PENALT	21.78			
							BALANCE	418.42
83-0534-05-0	GARCIA, DAVID JR	9/15/2000	11/09/2000	100-WATER	36.49	300-GARBAG	21.64	
	390 #4 CLARK LN			500-TAX	1.78	650-PENALT	2.46	
				700-SVC CH	11.32			
							BALANCE	73.69
83-0534-15-0	HAYES, JESSICA LYNN	1/15/2006	5/15/2006	100-WATER	205.33	300-GARBAG	16.71	
	390 #4 CLARK LN			500-TAX	1.38	650-PENALT	6.79	
							BALANCE	230.21
83-0534-20-0	MALDONADO, LENORA	12/15/2008	4/20/2009	100-WATER	112.93	300-GARBAG	19.32	
	390 #4 CLARK LN			303-GARBAG	0.87	400-STORM	6.08	
				500-TAX	1.60	650-PENALT	5.40	
							BALANCE	146.20
83-0535-02-0	BRADLEY-WOOLSEY, JACLYN ALE	3/15/2008	4/21/2008	100-WATER	42.28	300-GARBAG	11.16	
	390 #5 CLARK LN			303-GARBAG	0.51	400-STORM	3.51	
				500-TAX	0.92	650-PENALT	3.14	
							BALANCE	61.52
83-0536-00-0	LACKEY, MICHAEL	4/15/1999	12/16/1999	100-WATER	23.29	300-GARBAG	7.41	
	390 #6 CLARK LN			500-TAX	0.61			
							BALANCE	31.31
83-0536-04-0	JURNEY, DELAINE	8/15/2000	11/09/2000	100-WATER	125.17	300-GARBAG	8.15	
	390 #6 CLARK LN			500-TAX	0.67			

SEQUENCE: ACCOUNT NUMBER

ALL ACCOUNTS

WRITE OFF DATES: 0/00/0000 THRU 99/99/9999

BALANCES: NON ZERO BALANCES

Item 4.

ACCOUNT NO	NAME	LAST	BAD DEBT						
	SERVICE ADDRESS	BILL	DATE					BALANCE	
								133.99	
83-0536-05-0	WALTON, FREDDIE JOE	7/15/2001	4/22/2002	100-WATER	56.37	200-SEWER	19.91		
	390 #6 CLARK LN			300-GARBAG	24.53	500-TAX	2.03		
				650-PENALT	3.87	700-SVC CH	31.55		
								BALANCE	138.26
83-0536-13-0	AGRUPINO, JUANA HERRERA	11/15/2006	2/13/2007	100-WATER	124.18	300-GARBAG	17.69		
	390 #6 CLARK LN			303-GARBAG	0.50	400-STORM	5.69		
				500-TAX	1.46	650-PENALT	6.18		
								BALANCE	155.70
83-0538-00-0	MATHIS, LEOLA U	10/15/2007	1/04/2008	100-WATER	61.54	300-GARBAG	25.42		
	390 #7 CLARK LN			303-GARBAG	0.74	400-STORM	7.99		
				500-TAX	2.10	650-PENALT	4.77		
								BALANCE	102.56
83-0540-03-0	SAVAGE, IRVIN	12/15/1999	6/09/2000	100-WATER	28.60	300-GARBAG	17.52		
	330 CLARK LN			500-TAX	1.44	650-PENALT	0.74		
								BALANCE	48.30
83-0540-15-0	BAKER, KENDON DAWAYNE	9/15/2011	12/06/2011	100-WATER	152.53	200-SEWER	51.22		
	330 CLARK LN			300-GARBAG	30.43	303-GARBAG	0.90		
				400-STORM	8.03	500-TAX	2.51		
				650-PENALT	3.96	700-SVC CH	150.39		
				706-TRANSF	33.42				
								BALANCE	433.39
83-0564-00-0	PRICE, FAIRY	2/15/2003	10/15/2003	100-WATER	25.79	300-GARBAG	19.49		
	314 CLARK LN			400-STORM	5.60	500-TAX	1.61		
								BALANCE	52.49
83-0574-00-0	WILLIAMS, RAY	2/15/2008	4/21/2008	100-WATER	135.28	300-GARBAG	26.76		
	310 CLARK LN			303-GARBAG	1.12	400-STORM	11.22		
				500-TAX	2.21	650-PENALT	2.90		
								BALANCE	179.49
83-0574-03-0	MORRISON, MARY	10/15/2011	10/24/2011	100-WATER	46.78	300-GARBAG	12.72		
	310 CLARK LN			303-GARBAG	0.34	400-STORM	4.96		
				500-TAX	1.05	650-PENALT	1.79		
								BALANCE	67.64
83-0636-00-0	KAT DADDY TATTOO	6/15/2004	12/02/2004	100-WATER	32.68	200-SEWER	30.93		
	815 A E WASHINGTON			300-GARBAG	41.23	400-STORM	16.17		
				500-TAX	3.41	650-PENALT	3.93		
								BALANCE	128.35
***** BOOK TOTALS *****				ACCTS: 60	100-WATER	3,468.14	102-WATER	46.40	
					200-SEWER	984.92	300-GARBAG	1,282.00	
					302-GARBAG	3.38	303-GARBAG	14.70	
					400-STORM	292.22	500-TAX	105.77	
					502-TAX	0.28	650-PENALT	162.57	

SEQUENCE: ACCOUNT NUMBER

ALL ACCOUNTS

WRITE OFF DATES: 0/00/0000 THRU 99/99/9999

BALANCES: NON ZERO BALANCES

Item 4.

ACCOUNT NO	----- NAME -----	LAST	BAD DEBT			
	----- SERVICE ADDRESS -----	BILL	DATE			
			700-SVC CH	358.01	706-TRANSF	33.42
			707-DEL CH	20.00		
					BALANCE	6,771.81

Item 4.

ACCOUNT NO	NAME	LAST	BAD DEBT				
	SERVICE ADDRESS	BILL	DATE				
84-0027-03-0	PRATER, WENDY 201 S LENNOX	5/15/2013	11/15/2013	100-WATER	32.15	200-SEWER	42.54
				300-GARBAG	19.49	303-GARBAG	0.55
				400-STORM	7.32	500-TAX	1.61
				650-PENALT	2.81		
							BALANCE 106.47
84-0043-07-0	WHITED, STUART LYNDON 804 E HOOK	2/15/2004	7/08/2004	100-WATER	10.18	200-SEWER	9.45
				300-GARBAG	11.25	400-STORM	3.23
				500-TAX	0.93		
							BALANCE 35.04
84-0043-09-0	OLIVER, HOLLY E JR 804 E HOOK	11/15/2006	2/13/2007	100-WATER	20.91	200-SEWER	19.49
				300-GARBAG	7.67	303-GARBAG	0.11
				400-STORM	2.47	500-TAX	0.63
							BALANCE 51.28
84-0052-04-0	TINER, SCOTT E 207 S LENNOX	6/15/2003	1/16/2004	100-WATER	49.90	200-SEWER	63.59
				300-GARBAG	28.44	400-STORM	8.17
				500-TAX	2.35	650-PENALT	8.13
							BALANCE 160.58
84-0054-02-0	OSBORNE, DESTRY ALBERT 300 S LENNOX	8/15/2003	1/16/2004	100-WATER	57.00	200-SEWER	54.68
				300-GARBAG	21.00	400-STORM	6.03
				500-TAX	1.74	650-PENALT	4.24
							BALANCE 144.69
84-0054-06-0	GREEN, TASHA LATRAE 300 S LENNOX	9/15/2006	12/27/2006	100-WATER	39.54	200-SEWER	31.80
				300-GARBAG	15.18	303-GARBAG	0.49
				400-STORM	4.89	500-TAX	1.26
				650-PENALT	4.07		
							BALANCE 97.23
84-0054-11-0	DANIELS, ELIAS 300 S LENNOX	9/15/2010	10/12/2010	100-WATER	13.53	200-SEWER	12.14
				300-GARBAG	4.91	400-STORM	1.46
				500-TAX	0.41		
							BALANCE 32.45
84-0054-12-0	DICKERSON, GEORGE GAINES 300 S LENNOX	12/15/2010	3/25/2011	100-WATER	12.86	200-SEWER	11.77
				300-GARBAG	4.81	303-GARBAG	0.01
				400-STORM	1.43	500-TAX	0.40
							BALANCE 31.28
84-0054-16-0	SHEETS, TORI LEEANN 300 S LENNOX	1/15/2013	4/12/2013	100-WATER	17.51	200-SEWER	16.54
				300-GARBAG	7.35	303-GARBAG	0.19
				400-STORM	2.07	500-TAX	0.61
							BALANCE 44.27
84-0054-17-0	RIVERS, JAMES 300 S LENNOX	10/15/2013	1/27/2014	100-WATER	147.97	200-SEWER	91.21
				300-GARBAG	26.88	303-GARBAG	0.62

SEQUENCE: ACCOUNT NUMBER

ALL ACCOUNTS

WRITE OFF DATES: 0/00/0000 THRU 99/99/9999

BALANCES: NON ZERO BALANCES

Item 4.

ACCOUNT NO	NAME	LAST	BAD DEBT				
	SERVICE ADDRESS	BILL	DATE				
				400-STORM	7.57	500-TAX	2.22
				650-PENALT	12.47		
							BALANCE 288.94
84-0058-02-0	YOUNG, JENNIFER MARIE 303 S LENNOX	5/15/2003	11/13/2003	100-WATER	10.46	200-SEWER	10.07
				300-GARBAG	10.22	500-TAX	0.85
				650-PENALT	0.26		
							BALANCE 31.86
84-0058-03-0	RIGSTAD, JASON 303 S LENNOX	5/15/2004	10/12/2004	100-WATER	44.80	200-SEWER	57.21
				300-GARBAG	31.00	400-STORM	8.91
				500-TAX	2.55	650-PENALT	5.02
							BALANCE 149.49
84-0058-04-0	MARTIN, ERICK ANTHONY 303 S LENNOX	11/15/2006	12/27/2006	100-WATER	26.06	200-SEWER	20.78
				300-GARBAG	22.08	303-GARBAG	0.66
				400-STORM	7.11	500-TAX	1.82
				650-PENALT	2.77		
							BALANCE 81.28
84-0070-07-0	KERN, JANA R 455 S LENNOX	10/15/2013	1/27/2014	100-WATER	8.00	200-SEWER	15.98
				300-GARBAG	10.65	303-GARBAG	0.30
				400-STORM	4.00	500-TAX	0.88
							BALANCE 39.81
84-0074-16-0	HENDRIX, EDWARD DEWAYNE 555 S LENNOX	4/15/2012	8/15/2012	100-WATER	23.58	200-SEWER	21.88
				300-GARBAG	9.00	303-GARBAG	0.31
				400-STORM	2.53	500-TAX	0.74
							BALANCE 58.04
84-0082-02-0	LUNA, JR, BASILIO 903 LEWIS DR	10/15/2013	1/27/2014	100-WATER	9.28	200-SEWER	11.51
				300-GARBAG	10.93	303-GARBAG	0.31
				400-STORM	3.08	500-TAX	0.90
				650-PENALT	0.05		
							BALANCE 36.06
84-0084-00-0	GREGORY, DONNA 907 LEWIS DR	9/15/2003	4/15/2004	100-WATER	13.92	200-SEWER	13.04
				300-GARBAG	12.99	400-STORM	4.98
				500-TAX	1.07		
							BALANCE 46.00
84-0084-03-0	KILCREASE, VARENA 907 LEWIS DR	7/15/2011	10/24/2011	100-WATER	29.97	200-SEWER	73.88
				300-GARBAG	27.95	303-GARBAG	0.88
				400-STORM	10.90	500-TAX	2.31
				650-PENALT	5.11	707-DEL CH	20.00
							BALANCE 171.00
84-0086-07-0	RIGGS, MICHELLE 910 LEWIS DR	12/15/2001	4/22/2002	100-WATER	30.62	200-SEWER	32.19
				300-GARBAG	14.66	500-TAX	1.20

SEQUENCE: ACCOUNT NUMBER

ALL ACCOUNTS

WRITE OFF DATES: 0/00/0000 THRU 99/99/9999

BALANCES: NON ZERO BALANCES

Item 4.

ACCOUNT NO	NAME	LAST BILL	BAD DEBT DATE				BALANCE
							78.67
84-0086-08-0	JOHNSON, JASON	2/15/2003	10/15/2003	100-WATER	109.51	200-SEWER	102.76
	910 LEWIS DR			300-GARBAG	29.48	400-STORM	11.29
				500-TAX	2.43	650-PENALT	6.97
							BALANCE 262.44
84-0090-00-0	PARKS, JERRY	8/15/2009	9/23/2009	100-WATER	101.06	200-SEWER	52.34
	416 EAST RD			300-GARBAG	21.14	303-GARBAG	0.21
				400-STORM	8.39	500-TAX	1.74
				650-PENALT	9.90		
							BALANCE 194.78
84-0171-04-0	SALAZAR, MELISSA	8/15/2001	4/22/2002	100-WATER	51.99	200-SEWER	43.04
	1115 E PEARL			300-GARBAG	21.60	500-TAX	1.77
				650-PENALT	4.26	700-SVC CH	15.60
							BALANCE 138.26
84-0171-08-0	GARCIA, REGINA MARIE	8/15/2003	1/16/2004	100-WATER	54.87	200-SEWER	53.90
	1115 E PEARL			300-GARBAG	23.66	400-STORM	6.80
				500-TAX	1.95	650-PENALT	4.61
							BALANCE 145.79
84-0176-02-0	CAROWAY, MELINDA	4/15/2003	10/15/2003	100-WATER	25.93	200-SEWER	29.87
	1109 E PEARL			300-GARBAG	15.33	400-STORM	4.40
				500-TAX	1.26		
							BALANCE 76.79
84-0177-05-0	JOHNSTON, CODY	7/15/2006	11/07/2006	100-WATER	94.96	200-SEWER	61.66
	1108 E PEARL			300-GARBAG	28.01	303-GARBAG	0.76
				400-STORM	9.02	500-TAX	2.32
				650-PENALT	14.65	700-SVC CH	38.10
							BALANCE 249.48
84-0178-02-0	SANCHEZ, TERRY LYNN	6/15/2011	6/23/2011	100-WATER	17.15	200-SEWER	20.88
	1102 E PEARL			300-GARBAG	7.79	303-GARBAG	0.26
				400-STORM	2.28	500-TAX	0.65
							BALANCE 49.01
84-0178-04-0	WATKINS, MACHALLE LOUISE	9/15/2013	12/19/2013	100-WATER	103.65	200-SEWER	82.31
	1102 E PEARL			300-GARBAG	24.77	303-GARBAG	0.53
				400-STORM	6.98	500-TAX	2.05
				650-PENALT	6.87		
							BALANCE 227.16
84-0180-00-0	JONES, LUTHER	11/15/2000	7/06/2001	100-WATER	38.00	200-SEWER	55.17
	1103 E PEARL			300-GARBAG	25.62	500-TAX	2.11
				650-PENALT	4.62	700-SVC CH	3.20
							BALANCE 128.72

SEQUENCE: ACCOUNT NUMBER

ALL ACCOUNTS

WRITE OFF DATES: 0/00/0000 THRU 99/99/9999

BALANCES: NON ZERO BALANCES

Item 4.

ACCOUNT NO	NAME	LAST	BAD DEBT				
	SERVICE ADDRESS	BILL	DATE				
84-0180-03-0	POUND, BILLY 1103 E PEARL	12/15/2004	6/22/2005	100-WATER	48.40	200-SEWER	38.81
				300-GARBAG	30.28	400-STORM	8.70
				500-TAX	2.50	650-PENALT	4.46
							BALANCE 133.15
84-0181-01-0	WILSON, TOMMY 450 S LEE	1/15/1999	9/23/1999	100-WATER	25.86	200-SEWER	40.92
				300-GARBAG	14.64	500-TAX	1.20
							BALANCE 82.62
84-0185-01-0	COOK, TIM 1004 E PEARL	7/15/2002	12/02/2002	100-WATER	42.40	200-SEWER	44.37
				300-GARBAG	21.64	500-TAX	1.78
				650-PENALT	5.73		
							BALANCE 115.92
84-0185-04-0	PARKS, DERRICK 1004 E PEARL	2/15/2001	10/17/2001	100-WATER	39.57	200-SEWER	47.66
				300-GARBAG	24.90	500-TAX	2.05
				650-PENALT	3.52	700-SVC CH	14.90
							BALANCE 132.60
84-0185-08-0	COOTS, KELSIE MEGAN 1004 E PEARL	5/15/2004	12/02/2004	100-WATER	41.12	200-SEWER	47.80
				300-GARBAG	28.66	400-STORM	8.23
				500-TAX	2.36	650-PENALT	4.84
							BALANCE 133.01
84-0185-09-0	ASHCRAFT, BRANDY LASHA 1004 E PEARL	4/15/2005	9/29/2005	100-WATER	17.76	200-SEWER	23.98
				300-GARBAG	7.69	400-STORM	2.56
				500-TAX	0.63		
							BALANCE 52.62
84-0185-13-0	EISON, JACK 1004 E PEARL	9/15/2007	10/12/2007	100-WATER	20.92	200-SEWER	22.73
				300-GARBAG	14.14	303-GARBAG	0.38
				400-STORM	4.45	500-TAX	1.17
				650-PENALT	1.87		
							BALANCE 65.66
84-0187-01-0	CRABTREE, SHASTA 1003 E PEARL	3/15/2002	6/20/2002	100-WATER	13.07	200-SEWER	13.79
				300-GARBAG	5.97	500-TAX	0.50
							BALANCE 33.33
84-0187-02-0	FINE, MARK 1003 E PEARL	4/15/2002	9/26/2002	100-WATER	10.73	200-SEWER	10.94
				300-GARBAG	7.45	500-TAX	0.62
							BALANCE 29.74
84-0187-06-0	RAKE, DAWN 1003 E PEARL	8/15/2001	4/22/2002	100-WATER	27.11	200-SEWER	34.55
				300-GARBAG	14.93	500-TAX	1.23
							BALANCE 77.82
84-0187-07-0	PHILLIPS, ELIZABETH 1003 E PEARL	1/15/2002	6/20/2002	100-WATER	56.53	200-SEWER	59.38
				300-GARBAG	27.37	500-TAX	2.25

SEQUENCE: ACCOUNT NUMBER

ALL ACCOUNTS

WRITE OFF DATES: 0/00/0000 THRU 99/99/9999

BALANCES: NON ZERO BALANCES

Item 4.

ACCOUNT NO	NAME	LAST	BAD DEBT				
	SERVICE ADDRESS	BILL	DATE				
				650-PENALT	5.29	700-SVC CH	16.22
							BALANCE 167.04
84-0188-00-0	SANDERS, SHARON 1002 E PEARL	10/15/1999	11/10/1999	100-WATER	41.58	200-SEWER	71.33
				300-GARBAG	26.27	500-TAX	2.16
				650-PENALT	4.08		
							BALANCE 145.42
84-0189-01-0	WILSON, MARY 1000 E PEARL	8/15/2000	5/25/2001	100-WATER	19.82	200-SEWER	24.62
				300-GARBAG	10.19	500-TAX	0.84
							BALANCE 55.47
84-0189-02-0	BOWLES, DAVID 1000 E PEARL	2/15/2001	10/17/2001	100-WATER	27.77	200-SEWER	30.29
				300-GARBAG	27.01	500-TAX	2.22
				650-PENALT	5.00	700-SVC CH	14.02
							BALANCE 106.31
84-0189-04-0	SHUTTERS, MARY 1000 E PEARL	1/15/2003	6/13/2003	100-WATER	40.54	200-SEWER	60.16
				300-GARBAG	30.02	400-STORM	8.63
				500-TAX	2.47	650-PENALT	4.61
				700-SVC CH	18.42		
							BALANCE 164.85
84-0189-07-0	SHANAHAN, THOMAS 1000 E PEARL	1/15/2004	2/24/2004	100-WATER	57.37	200-SEWER	55.79
				300-GARBAG	31.71	400-STORM	9.11
				500-TAX	2.61	650-PENALT	11.14
				707-DEL CH	20.00		
							BALANCE 187.73
84-0189-13-0	GILLILAN, DAVID MYRON 1000 E PEARL	11/15/2005	3/24/2006	100-WATER	100.81	200-SEWER	81.21
				300-GARBAG	29.97	400-STORM	9.99
				500-TAX	2.47	650-PENALT	11.09
				700-SVC CH	23.61	701-CONN	3.80
							BALANCE 262.95
84-0202-02-0	SPRINGER, REBECCA LEE 908 E PEARL	12/15/2012	4/12/2013	100-WATER	37.74	200-SEWER	35.43
				300-GARBAG	20.03	303-GARBAG	0.60
				400-STORM	5.64	500-TAX	1.66
				650-PENALT	3.03		
							BALANCE 104.13
84-0207-00-0	HATTOX, GARY 903 E PEARL	10/15/2010	2/25/2011	100-WATER	63.07	200-SEWER	120.47
				300-GARBAG	27.55	400-STORM	8.20
				500-TAX	2.27	650-PENALT	8.61
				707-DEL CH	20.00		
							BALANCE 250.17
84-0210-01-0	SAUCILLO, OLGA 902 E PEARL	5/15/2004	12/02/2004	100-WATER	52.38	200-SEWER	46.91
				300-GARBAG	18.45	400-STORM	5.30

SEQUENCE: ACCOUNT NUMBER

ALL ACCOUNTS

WRITE OFF DATES: 0/00/0000 THRU 99/99/9999

BALANCES: NON ZERO BALANCES

Item 4.

ACCOUNT NO	NAME	LAST	BAD DEBT					
	SERVICE ADDRESS	BILL	DATE					
				500-TAX	1.52	650-PENALT	4.32	
							BALANCE	128.88
84-0210-03-0	MAY, BILL DAVID 902 E PEARL	12/15/2005	3/24/2006	100-WATER	31.16	200-SEWER	28.56	
				300-GARBAG	8.71	400-STORM	2.91	
				500-TAX	0.72			
							BALANCE	72.06
84-0210-10-0	HOOKS, CURRY 902 E PEARL	9/15/2009	1/14/2010	100-WATER	23.27	200-SEWER	19.88	
				300-GARBAG	9.96	303-GARBAG	0.06	
				400-STORM	2.97	500-TAX	0.82	
				650-PENALT	2.41			
							BALANCE	59.37
84-0210-13-0	MILLS, VALARIE 902 E PEARL	9/15/2011	1/16/2012	100-WATER	67.60	200-SEWER	62.87	
				300-GARBAG	22.87	303-GARBAG	0.63	
				400-STORM	6.69	500-TAX	1.89	
				650-PENALT	5.84			
							BALANCE	168.39
84-0210-14-0	PEBWORTH, SHARON LEE 902 E PEARL	3/15/2012	5/23/2012	100-WATER	265.97	200-SEWER	117.87	
				300-GARBAG	22.47	303-GARBAG	0.57	
				400-STORM	6.40	500-TAX	1.85	
				650-PENALT	12.74			
							BALANCE	427.87
84-0211-01-0	MACDONALD, DONNELL S 425 S LENNOX	10/15/2006	2/13/2007	100-WATER	60.14	200-SEWER	41.09	
				300-GARBAG	18.39	303-GARBAG	0.64	
				400-STORM	5.92	500-TAX	1.52	
				650-PENALT	1.18			
							BALANCE	128.88
84-0218-01-0	AGUILAR, ROGAR 910 E DODGE	6/15/2000	9/13/2000	100-WATER	30.28	200-SEWER	34.20	
				300-GARBAG	25.91	500-TAX	2.13	
				650-PENALT	5.00	700-SVC CH	14.02	
							BALANCE	111.54
84-0220-02-0	AGUILERA, DIANA 1000 E DODGE	12/15/2000	7/06/2001	100-WATER	36.50	200-SEWER	46.46	
				300-GARBAG	15.41	500-TAX	1.27	
							BALANCE	99.64
84-0220-05-0	GARY, RICHARD E 1000 E DODGE	7/15/2003	1/16/2004	100-WATER	26.08	200-SEWER	37.54	
				300-GARBAG	13.89	400-STORM	3.99	
				500-TAX	1.15			
							BALANCE	82.65
84-0220-47-0	RATLIFF, ERMA CARPENTER 1000 E DODGE	12/15/2004	2/07/2005	100-WATER	24.99	200-SEWER	20.00	
				300-GARBAG	17.14	400-STORM	4.92	
				500-TAX	1.41	650-PENALT	1.19	

SEQUENCE: ACCOUNT NUMBER

ALL ACCOUNTS

WRITE OFF DATES: 0/00/0000 THRU 99/99/9999

BALANCES: NON ZERO BALANCES

Item 4.

ACCOUNT NO	NAME	LAST	BAD DEBT						
	SERVICE ADDRESS	BILL	DATE						
								BALANCE	69.65
84-0225-00-0	ALFORD, DONNA 1006 E DODGE	9/15/2000	5/25/2001	100-WATER	25.72	200-SEWER	20.19		
				300-GARBAG	8.16	500-TAX	0.67		
				650-PENALT	0.92			BALANCE	55.66
84-0225-01-0	SANDERS, JAMES 1006 E DODGE	9/15/2001	4/22/2002	100-WATER	78.83	200-SEWER	67.18		
				300-GARBAG	24.74	500-TAX	2.04		
				650-PENALT	6.88	700-SVC CH	69.68	BALANCE	249.35
84-0225-02-0	CAHILL, ROSE 1006 E DODGE	11/15/2001	4/22/2002	100-WATER	51.49	200-SEWER	54.38		
				300-GARBAG	22.59	500-TAX	1.86		
				650-PENALT	6.43	700-SVC CH	20.02	BALANCE	156.77
84-0225-03-0	PRESTON, TIFFANY 1006 E DODGE	6/15/2002	7/26/2002	100-WATER	52.74	200-SEWER	61.78		
				300-GARBAG	25.02	500-TAX	2.06		
				650-PENALT	4.66	700-SVC CH	15.97	BALANCE	162.23
84-0225-04-0	MILLER, MERRY H. 1006 E DODGE	7/15/2003	1/16/2004	100-WATER	44.55	200-SEWER	64.53		
				300-GARBAG	29.89	400-STORM	8.59		
				500-TAX	2.46	650-PENALT	5.24	BALANCE	155.26
84-0225-07-0	THOMASSON, DAVID 1006 E DODGE	4/15/2014	9/12/2014	100-WATER	43.09	200-SEWER	39.45		
				300-GARBAG	21.90	303-GARBAG	0.52		
				400-STORM	5.80	500-TAX	1.82		
				650-PENALT	2.87			BALANCE	115.45
84-0226-09-0	HOGG, DEBBIE JOLENE 206 S FAIRFAX	7/15/2004	8/20/2004	100-WATER	70.97	200-SEWER	66.84		
				300-GARBAG	27.71	400-STORM	7.96		
				500-TAX	2.28	650-PENALT	6.55	BALANCE	182.31
84-0228-07-0	ZAVALA, JAVIER 1008 E DODGE	7/15/2004	2/07/2005	100-WATER	62.53	200-SEWER	76.09		
				300-GARBAG	30.42	400-STORM	8.74		
				500-TAX	2.50	650-PENALT	7.50	BALANCE	187.78
84-0240-04-0	FRAGOZA, OMAR BELTRAN 204 S BELMONT	11/15/2007	2/28/2008	100-WATER	260.79	200-SEWER	76.56		
				300-GARBAG	21.12	303-GARBAG	0.66		
				400-STORM	6.64	500-TAX	1.74		
				650-PENALT	21.93			BALANCE	389.44
84-0240-05-0	REYES, JUAN 204 S BELMONT	4/15/2009	4/20/2009	100-WATER	25.94	200-SEWER	54.04		
				300-GARBAG	16.76	400-STORM	5.14		

SEQUENCE: ACCOUNT NUMBER

ALL ACCOUNTS

WRITE OFF DATES: 0/00/0000 THRU 99/99/9999

BALANCES: NON ZERO BALANCES

Item 4.

ACCOUNT NO	NAME	LAST	BAD DEBT					
	SERVICE ADDRESS	BILL	DATE					
				500-TAX	1.39	650-PENALT	3.45	
							BALANCE	106.72
84-0240-06-0	NEAL, NAOMI 204 S BELMONT	9/15/2009	9/24/2009	100-WATER	27.93	200-SEWER	23.83	
				300-GARBAG	13.22	303-GARBAG	0.05	
				400-STORM	3.94	500-TAX	1.09	
				650-PENALT	1.12			
							BALANCE	71.18
84-0240-07-0	FORD, LINDSEY NICOLE 204 S BELMONT	11/15/2010	3/25/2011	100-WATER	28.25	200-SEWER	43.88	
				300-GARBAG	16.75	400-STORM	4.98	
				500-TAX	1.38	650-PENALT	1.86	
							BALANCE	97.10
84-0240-09-0	MALDONADO, JUAN PABLO 204 S BELMONT	12/15/2013	1/27/2014	100-WATER	95.73	200-SEWER	84.29	
				300-GARBAG	25.66	303-GARBAG	0.67	
				400-STORM	7.23	500-TAX	2.12	
				650-PENALT	8.90			
							BALANCE	224.60
84-0244-07-0	PAGE, ERIN RAE 1101 E DODGE	1/15/2008	4/21/2008	100-WATER	15.34	200-SEWER	12.27	
				300-GARBAG	10.46	303-GARBAG	0.41	
				400-STORM	3.29	500-TAX	0.86	
				650-PENALT	1.27			
							BALANCE	43.90
84-0244-09-0	IBARRA, MARIA DEJESUS 1101 E DODGE	5/15/2010	6/21/2010	100-WATER	14.70	200-SEWER	17.79	
				300-GARBAG	12.60	400-STORM	3.75	
				500-TAX	1.04	650-PENALT	0.77	
							BALANCE	50.65
84-0246-00-0	JACKSON, PATRICIA 1140 E DODGE	11/15/2006	12/27/2006	100-WATER	14.00	200-SEWER	18.49	
				300-GARBAG	9.32	303-GARBAG	0.13	
				400-STORM	3.00	500-TAX	0.77	
							BALANCE	45.71
84-0246-01-0	SINGLETON, ROBERT 1140 E DODGE	7/15/2013	11/15/2013	100-WATER	38.84	200-SEWER	35.05	
				300-GARBAG	21.30	303-GARBAG	0.54	
				400-STORM	6.00	500-TAX	1.76	
				650-PENALT	4.83			
							BALANCE	108.32
84-0252-05-0	THOMPSON, JUDY 1001 E DODGE	11/15/2007	2/28/2008	100-WATER	15.35	200-SEWER	37.60	
				300-GARBAG	12.63	303-GARBAG	0.40	
				400-STORM	3.97	500-TAX	1.05	
				650-PENALT	1.31			
							BALANCE	72.31
84-0252-08-0	BENNINGFIELD, RICKIE 1001 E DODGE	2/15/2012	5/23/2012	100-WATER	59.40	200-SEWER	45.32	
				300-GARBAG	16.53	303-GARBAG	0.38	

SEQUENCE: ACCOUNT NUMBER

ALL ACCOUNTS

WRITE OFF DATES: 0/00/0000 THRU 99/99/9999

BALANCES: NON ZERO BALANCES

Item 4.

ACCOUNT NO	NAME	LAST	BAD DEBT				
	SERVICE ADDRESS	BILL	DATE				
				400-STORM	4.70	500-TAX	1.36
				650-PENALT	4.78		
						BALANCE	132.47
84-0252-09-0	MILLS, JONATHAN	8/15/2012	12/13/2012	100-WATER	160.17	200-SEWER	104.06
	1001 E DODGE			300-GARBAG	24.56	303-GARBAG	0.54
				400-STORM	6.92	500-TAX	2.03
				650-PENALT	6.86		
						BALANCE	305.14
84-0254-00-1	LINK, JAMIE LYNN	11/15/2011	2/21/2012	100-WATER	6.47	200-SEWER	22.08
	989 E DODGE			300-GARBAG	4.35	303-GARBAG	0.10
				400-STORM	1.27	500-TAX	0.36
						BALANCE	34.63
84-0254-06-0	HOPKINS, JOSEPH	10/15/2010	2/25/2011	100-WATER	23.05	200-SEWER	20.10
	989 E DODGE			300-GARBAG	13.96	400-STORM	4.15
				500-TAX	1.15	650-PENALT	1.28
						BALANCE	63.69
84-0254-11-0	GRIFFITH, REYNA	1/15/2014	4/09/2014	100-WATER	46.56	200-SEWER	43.25
	989 E DODGE			300-GARBAG	19.97	303-GARBAG	0.47
				400-STORM	5.62	500-TAX	1.65
				650-PENALT	2.41		
						BALANCE	119.93
84-0265-00-0	LEWIS, JOHN J	4/15/1999	12/16/1999	100-WATER	73.01	200-SEWER	66.79
	908 E HOOK			300-GARBAG	21.43	500-TAX	1.76
				650-PENALT	10.25	700-SVC CH	22.46
						BALANCE	195.70
84-0265-01-0	SORIA, JORGE	9/15/2001	4/22/2002	100-WATER	81.69	200-SEWER	95.00
	908 E HOOK			300-GARBAG	30.48	500-TAX	2.51
				650-PENALT	12.48	700-SVC CH	35.55
						BALANCE	257.71
84-0265-07-0	STEPHENS, RICKY	10/15/2012	12/13/2012	100-WATER	13.08	200-SEWER	14.19
	908 E HOOK			300-GARBAG	13.24	303-GARBAG	0.40
				400-STORM	3.73	500-TAX	1.09
				650-PENALT	0.54		
						BALANCE	46.27
84-0271-02-0	CORTEZ, NARCEDALIA GARC	11/15/2004	4/18/2005	100-WATER	53.65	200-SEWER	43.07
	907 E HOOK			300-GARBAG	29.75	400-STORM	8.56
				500-TAX	2.45	650-PENALT	4.97
						BALANCE	142.45
84-0273-04-0	GARRETT, GENA	4/15/2001	12/13/2001	100-WATER	46.31	200-SEWER	58.75
	1004 E HOOK			300-GARBAG	24.09	500-TAX	1.98

SEQUENCE: ACCOUNT NUMBER

ALL ACCOUNTS

WRITE OFF DATES: 0/00/0000 THRU 99/99/9999

BALANCES: NON ZERO BALANCES

Item 4.

ACCOUNT NO	NAME	LAST	BAD DEBT					
	SERVICE ADDRESS	BILL	DATE					
				650-PENALT	4.32	700-SVC CH	15.31	
							BALANCE	150.76
84-0273-05-0	CLARK, AMY 1004 E HOOK	9/15/2001	4/22/2002	100-WATER	34.69	200-SEWER	34.89	
				300-GARBAG	26.59	500-TAX	2.20	
				650-PENALT	5.61	700-SVC CH	32.31	
							BALANCE	136.29
84-0273-14-0	WIGINGTON, KENNETH SHANE 1004 E HOOK	6/15/2010	6/21/2010	100-WATER	10.39	200-SEWER	8.75	
				300-GARBAG	9.30	400-STORM	2.76	
				500-TAX	0.76	650-PENALT	0.13	
							BALANCE	32.09
84-0276-11-0	FIELDS, HOLLY 1004 B E HOOK	6/15/2013	11/15/2013	100-WATER	30.70	200-SEWER	28.40	
				300-GARBAG	10.65	303-GARBAG	0.27	
				400-STORM	3.00	500-TAX	0.88	
							BALANCE	73.90
84-0284-02-0	VARGAS, ELIZABETH 107 S BELMONT	7/14/2000	2/09/2001	100-WATER	24.54	200-SEWER	41.80	
				300-GARBAG	18.06	500-TAX	1.49	
				650-PENALT	2.37			
							BALANCE	88.26
84-0284-05-0	FELAN, EMMA 107 S BELMONT	8/15/2002	2/24/2003	100-WATER	50.77	200-SEWER	63.04	
				300-GARBAG	24.75	500-TAX	2.04	
				650-PENALT	5.08	700-SVC CH	15.96	
							BALANCE	161.64
84-0290-00-0	GREEN, CURTIS 106 S BELMONT	4/19/2000	11/09/2000	100-WATER	50.89	200-SEWER	79.45	
				300-GARBAG	26.88	500-TAX	2.21	
				650-PENALT	10.35	700-SVC CH	33.28	
							BALANCE	203.06
84-0315-02-0	SEXTON, JERRY 200 EAST RD	12/15/2007	4/21/2008	100-WATER	30.00	200-SEWER	20.51	
				300-GARBAG	16.31	303-GARBAG	0.66	
				400-STORM	5.12	500-TAX	1.35	
				650-PENALT	1.56			
							BALANCE	75.51
84-0350-02-0	BARGAIN TOWN 1111 E WASHINGTON	3/15/2005	8/29/2005	100-WATER	67.09	200-SEWER	54.01	
				300-GARBAG	208.65	400-STORM	49.45	
				500-TAX	17.22	650-PENALT	14.34	
							BALANCE	410.76
84-0370-01-0	MCPAHAN, KIMBERLY 1102 E WASHINGTON	4/15/2007	8/29/2007	100-WATER	12.86	200-SEWER	14.32	
				300-GARBAG	9.74	303-GARBAG	0.14	
				400-STORM	3.07	500-TAX	0.80	
				650-PENALT	0.97			
							BALANCE	41.90

SEQUENCE: ACCOUNT NUMBER

ALL ACCOUNTS

WRITE OFF DATES: 0/00/0000 THRU 99/99/9999

BALANCES: NON ZERO BALANCES

Item 4.

ACCOUNT NO	NAME	LAST	BAD DEBT				
	SERVICE ADDRESS	BILL	DATE				
84-0400-00-0	RUBIO, CHER LISA	7/15/2008	9/05/2008	100-WATER	80.07	200-SEWER	79.36
	908 E WASHINGTON			300-GARBAG	25.40	303-GARBAG	1.89
				400-STORM	7.98	500-TAX	2.10
				650-PENALT	7.46		
						BALANCE	204.26
***** BOOK TOTALS ***** ACCTS: 95				100-WATER	4,468.08	200-SEWER	4,222.67
				300-GARBAG	1,992.42	303-GARBAG	17.30
				400-STORM	425.28	500-TAX	164.31
				650-PENALT	385.01	700-SVC CH	418.63
				701-CONN	3.80	707-DEL CH	60.00
						BALANCE	12,157.50

SEQUENCE: ACCOUNT NUMBER

ALL ACCOUNTS

WRITE OFF DATES: 0/00/0000 THRU 99/99/9999

BALANCES: NON ZERO BALANCES

Item 4.

ACCOUNT NO	NAME	LAST	BAD DEBT		
	SERVICE ADDRESS	BILL	DATE		
95-0001-00-0	ABERNATHI, CARLYN 298 W WASHINGTON	0/00/0000	1/31/2006	100-WATER	56.64
				BALANCE	56.64
95-0002-00-0	ABEY, HOLLY 298 W WASHINGTON	0/00/0000	1/31/2006	100-WATER	24.38
				BALANCE	24.38
95-0003-00-0	ADAMS, MICHAEL 298 W WASHINGTON	0/00/0000	1/31/2006	100-WATER	89.06
				BALANCE	89.06
95-0005-00-0	ADAMS, RHONDA 298 W WASHINGTON	0/00/0000	1/31/2006	100-WATER	104.85
				BALANCE	104.85
95-0006-00-0	ADAMS, RALPH 298 W WASHINGTON	0/00/0000	1/31/2006	100-WATER	115.39
				BALANCE	115.39
95-0007-00-0	ADAMS, STEVE 298 W WASHINGTON	0/00/0000	1/31/2006	100-WATER	48.57
				BALANCE	48.57
95-0008-00-0	ADCOCK, WADE 298 W WASHINGTON	0/00/0000	1/31/2006	100-WATER	37.32
				BALANCE	37.32
95-0010-00-0	AGEE, SYLVIA 298 W WASHINGTON	0/00/0000	1/31/2006	100-WATER	175.51
				BALANCE	175.51
95-0011-00-0	AGUIRRE, GEORGE 298 W WASHINGTON	0/00/0000	1/31/2006	100-WATER	150.11
				BALANCE	150.11
95-0013-00-0	AKE, KINDA 298 W WASHINGTON	0/00/0000	1/31/2006	100-WATER	200.30
				BALANCE	200.30
95-0014-00-0	AKRIDGE, JEWELL 298 W WASHINGTON	0/00/0000	1/31/2006	100-WATER	134.54
				BALANCE	134.54
95-0015-00-0	ALLGOOD, DANA 298 W WASHINGTON	0/00/0000	1/31/2006	100-WATER	60.98
				BALANCE	60.98
95-0016-00-0	ALMUETE, WINONA 298 W WASHINGTON	0/00/0000	1/31/2006	100-WATER	246.86

SEQUENCE: ACCOUNT NUMBER

ALL ACCOUNTS

WRITE OFF DATES: 0/00/0000 THRU 99/99/9999

BALANCES: NON ZERO BALANCES

Item 4.

ACCOUNT NO	NAME	LAST	BAD DEBT				
	SERVICE ADDRESS	BILL	DATE				
						BALANCE	246.86
95-0017-00-0	ALONSO, E L 298 W WASHINGTON	0/00/0000	1/31/2006	100-WATER	44.86		
						BALANCE	44.86
95-0018-00-0	ALSTON, JACQUELYN 298 W WASHINGTON	0/00/0000	1/31/2006	100-WATER	134.13		
						BALANCE	134.13
95-0019-00-0	ALVARADO, ELOISA 298 W WASHINGTON	0/00/0000	1/31/2006	100-WATER	121.58		
						BALANCE	121.58
95-0020-00-0	ALVARADO, ESTHER 298 W WASHINGTON	0/00/0000	1/31/2006	100-WATER	108.40		
						BALANCE	108.40
95-0021-00-0	AMADOR, BENITO 298 W WASHINGTON	0/00/0000	1/31/2006	100-WATER	277.86		
						BALANCE	277.86
95-0022-00-0	AMBRIZ, MARGARITA 298 W WASHINGTON	0/00/0000	1/31/2006	100-WATER	105.27		
						BALANCE	105.27
95-0023-00-0	ANDERSON, BOBBY 298 W WASHINGTON	0/00/0000	1/31/2006	100-WATER	178.87		
						BALANCE	178.87
95-0024-00-0	ANDERSON, JIMMY 298 W WASHINGTON	0/00/0000	1/31/2006	100-WATER	190.42		
						BALANCE	190.42
95-0025-00-0	ANDERSON, ROBERT 298 W WASHINGTON	0/00/0000	1/31/2006	100-WATER	254.27		
						BALANCE	254.27
95-0026-00-0	ARANDA, MARIA 298 W WASHINGTON	0/00/0000	1/31/2006	100-WATER	59.37		
						BALANCE	59.37
95-0027-00-0	ARCHER, DOYLE 298 W WASHINGTON	0/00/0000	1/31/2006	100-WATER	72.00		
						BALANCE	72.00
95-0028-00-0	ARCHIE, DANNY 298 W WASHINGTON	0/00/0000	1/31/2006	100-WATER	148.95		
						BALANCE	148.95

SEQUENCE: ACCOUNT NUMBER

ALL ACCOUNTS

WRITE OFF DATES: 0/00/0000 THRU 99/99/9999

BALANCES: NON ZERO BALANCES

Item 4.

ACCOUNT NO	NAME	LAST	BAD DEBT		
	SERVICE ADDRESS	BILL	DATE		
95-0029-00-0	ARELLANO, RAUL 298 W WASHINGTON	0/00/0000	1/31/2006	100-WATER	101.35
					BALANCE 101.35
95-0030-00-0	ARISPE, CHRISelda 298 W WASHINGTON	0/00/0000	1/31/2006	100-WATER	20.88
					BALANCE 20.88
95-0031-00-0	ARNOLD, JEFF 298 W WASHINGTON	0/00/0000	1/31/2006	100-WATER	38.39
					BALANCE 38.39
95-0032-00-0	ASHER, BRANDON 298 W WASHINGTON	0/00/0000	1/31/2006	100-WATER	106.83
					BALANCE 106.83
95-0033-00-0	AYERS, RHONDA 298 W WASHINGTON	0/00/0000	1/31/2006	100-WATER	57.81
					BALANCE 57.81
95-0034-00-0	AVERY, BRIAN 298 W WASHINGTON	0/00/0000	1/31/2006	100-WATER	105.72
					BALANCE 105.72
95-0035-00-0	AYALAS, DON 298 W WASHINGTON	0/00/0000	1/31/2006	100-WATER	47.53
					BALANCE 47.53
95-0036-00-0	BAGGERMAN, GENA 298 W WASHINGTON	0/00/0000	1/31/2006	100-WATER	100.52
					BALANCE 100.52
95-0037-00-0	BAGGERMAN, GIGI 298 W WASHINGTON	0/00/0000	1/31/2006	100-WATER	81.11
					BALANCE 81.11
95-0038-00-0	BAILEY, JOHNNY 298 W WASHINGTON	0/00/0000	1/31/2006	100-WATER	29.74
					BALANCE 29.74
95-0039-00-0	BAILEY, NICHOLE 298 W WASHINGTON	0/00/0000	1/31/2006	100-WATER	137.67
					BALANCE 137.67
95-0040-00-0	BAKER, JEFFERY 298 W WASHINGTON	0/00/0000	1/31/2006	100-WATER	81.22
					BALANCE 81.22
95-0041-00-0	BALDWIN, MARY 298 W WASHINGTON	0/00/0000	1/31/2006	100-WATER	138.98

SEQUENCE: ACCOUNT NUMBER

ALL ACCOUNTS

WRITE OFF DATES: 0/00/0000 THRU 99/99/9999

BALANCES: NON ZERO BALANCES

Item 4.

ACCOUNT NO	NAME	LAST	BAD DEBT		
-----	-----	-----	-----	-----	-----
-----	SERVICE ADDRESS	BILL	DATE		BALANCE
					138.98
95-0042-00-0	BALE, KINA	0/00/0000	1/31/2006	100-WATER	124.13
	298 W WASHINGTON				
					BALANCE 124.13
95-0043-00-0	BANDA, REBECCA	0/00/0000	1/31/2006	100-WATER	176.02
	298 W WASHINGTON				
					BALANCE 176.02
95-0044-00-0	BARAJAS, MARIANO	0/00/0000	1/31/2006	100-WATER	29.90
	298 W WASHINGTON				
					BALANCE 29.90
95-0045-00-0	BARBEE, LISA	0/00/0000	1/31/2006	100-WATER	258.51
	298 W WASHINGTON				
					BALANCE 258.51
95-0046-00-0	BARBER, MARY	0/00/0000	1/31/2006	100-WATER	42.46
	298 W WASHINGTON				
					BALANCE 42.46
95-0047-00-0	BARNETT, JOE	0/00/0000	1/31/2006	100-WATER	204.38
	298 W WASHINGTON				
					BALANCE 204.38
95-0048-00-0	BARNETT, JUSTIN	0/00/0000	1/31/2006	100-WATER	143.98
	298 W WASHINGTON				
					BALANCE 143.98
95-0049-00-0	BARRON, JAMES	0/00/0000	1/31/2006	100-WATER	233.59
	298 W WASHINGTON				
					BALANCE 233.59
95-0050-00-0	BASS, TIMOTHY	0/00/0000	1/31/2006	100-WATER	95.68
	298 W WASHINGTON				
					BALANCE 95.68
95-0052-00-0	BEATY, WAYNE	0/00/0000	1/31/2006	100-WATER	111.77
	298 W WASHINGTON				
					BALANCE 111.77
95-0053-00-0	BELL, JAMES	0/00/0000	1/31/2006	100-WATER	65.33
	298 W WASHINGTON				
					BALANCE 65.33
95-0054-00-0	BELVEAL, DARLA	0/00/0000	1/31/2006	100-WATER	41.22
	298 W WASHINGTON				
					BALANCE 41.22

SEQUENCE: ACCOUNT NUMBER

ALL ACCOUNTS

WRITE OFF DATES: 0/00/0000 THRU 99/99/9999

BALANCES: NON ZERO BALANCES

Item 4.

ACCOUNT NO	NAME	LAST	BAD DEBT		
	SERVICE ADDRESS	BILL	DATE		
95-0055-00-0	BENNETT, BARABARA 298 W WASHINGTON	0/00/0000	1/31/2006 100-WATER	111.46	
					BALANCE 111.46
95-0056-00-0	BENNETTE, FAITH 298 W WASHINGTON	0/00/0000	1/31/2006 100-WATER	404.24	
					BALANCE 404.24
95-0057-00-0	BENNETT, LEE 298 W WASHINGTON	0/00/0000	1/31/2006 100-WATER	60.04	
					BALANCE 60.04
95-0058-00-0	BENNETT, TINA 298 W WASHINGTON	0/00/0000	1/31/2006 100-WATER	100.41	
					BALANCE 100.41
95-0059-00-0	BERRY, CHARLIE SR 298 W WASHINGTON	0/00/0000	1/31/2006 100-WATER	99.56	
					BALANCE 99.56
95-0060-00-0	BETHEA, STEPHEN 298 W WASHINGTON	0/00/0000	1/31/2006 100-WATER	78.54	
					BALANCE 78.54
95-0061-00-0	BICE, RICKI 298 W WASHINGTON	0/00/0000	1/31/2006 100-WATER	130.59	
					BALANCE 130.59
95-0062-00-0	BINGHAM, CHRISTY 298 W WASHINGTON	0/00/0000	1/31/2006 100-WATER	129.64	
					BALANCE 129.64
95-0064-00-0	BISHOP, DON 298 W WASHINGTON	0/00/0000	1/31/2006 100-WATER	56.43	
					BALANCE 56.43
95-0065-00-0	BLACKMEIR, DONNA 298 W WASHINGTON	0/00/0000	1/31/2006 100-WATER	73.63	
					BALANCE 73.63
95-0066-00-0	BLACKMON, JEFFREY 298 W WASHINGTON	0/00/0000	1/31/2006 100-WATER	80.18	
					BALANCE 80.18
95-0067-00-0	BLACK, SELINA 298 W WASHINGTON	0/00/0000	1/31/2006 100-WATER	123.11	
					BALANCE 123.11
95-0068-00-0	BLADES HAIR DESIGN II 298 W WASHINGTON	0/00/0000	1/31/2006 100-WATER	85.39	

SEQUENCE: ACCOUNT NUMBER

ALL ACCOUNTS

WRITE OFF DATES: 0/00/0000 THRU 99/99/9999

BALANCES: NON ZERO BALANCES

Item 4.

ACCOUNT NO	NAME	LAST	BAD DEBT		
-----	-----				
----	SERVICE ADDRESS	BILL	DATE		
				BALANCE	
				85.39	
95-0069-00-0	BLAINE, ANN	0/00/0000	1/31/2006 100-WATER	189.96	
	298 W WASHINGTON				
				BALANCE	189.96
95-0070-00-0	BLAIN, JERRY	0/00/0000	1/31/2006 100-WATER	27.84	
	298 W WASHINGTON				
				BALANCE	27.84
95-0071-00-0	BLAIN, PERRILYN	0/00/0000	1/31/2006 100-WATER	166.37	
	298 W WASHINGTON				
				BALANCE	166.37
95-0072-00-0	BLANKEN, JACOB	0/00/0000	1/31/2006 100-WATER	60.02	
	298 W WASHINGTON				
				BALANCE	60.02
95-0073-00-0	BOEN, GLENDA	0/00/0000	1/31/2006 100-WATER	31.10	
	298 W WASHINGTON				
				BALANCE	31.10
95-0076-00-0	BOOS, JAN	0/00/0000	1/31/2006 100-WATER	42.19	
	298 W WASHINGTON				
				BALANCE	42.19
95-0077-00-0	BOSWELL, JUSTIN	0/00/0000	1/31/2006 100-WATER	45.84	
	298 W WASHINGTON				
				BALANCE	45.84
95-0078-00-0	BOYD, WALTON	0/00/0000	1/31/2006 100-WATER	59.38	
	298 W WASHINGTON				
				BALANCE	59.38
95-0079-00-0	BRADFORD, ANNIE	0/00/0000	1/31/2006 100-WATER	95.57	
	298 W WASHINGTON				
				BALANCE	95.57
95-0080-00-0	BRADFORD, BECKY	0/00/0000	1/31/2006 100-WATER	69.90	
	298 W WASHINGTON				
				BALANCE	69.90
95-0081-00-0	BRADFORD, PATRICIA	0/00/0000	1/31/2006 100-WATER	85.47	
	298 W WASHINGTON				
				BALANCE	85.47
95-0082-00-0	BRADLEY, DENNIS	0/00/0000	1/31/2006 100-WATER	190.13	
	298 W WASHINGTON				
				BALANCE	190.13

SEQUENCE: ACCOUNT NUMBER

ALL ACCOUNTS

WRITE OFF DATES: 0/00/0000 THRU 99/99/9999

BALANCES: NON ZERO BALANCES

Item 4.

ACCOUNT NO	NAME	LAST	BAD DEBT		
	SERVICE ADDRESS	BILL	DATE		
95-0084-00-0	BRAKES & MORE/ 298 W WASHINGTON	R& R DETAIL	0/00/0000	1/31/2006	100-WATER 217.92
					BALANCE 217.92
95-0085-00-0	BRANAM, BILLY 298 W WASHINGTON		0/00/0000	1/31/2006	100-WATER 182.79
					BALANCE 182.79
95-0086-00-0	BREAUX, CRAIG 298 W WASHINGTON		0/00/0000	1/31/2006	100-WATER 173.73
					BALANCE 173.73
95-0087-00-0	BREAUX, CATHY 298 W WASHINGTON		0/00/0000	1/31/2006	100-WATER 116.81
					BALANCE 116.81
95-0088-00-0	BREWER, SANDYRIEA 298 W WASHINGTON		0/00/0000	1/31/2006	100-WATER 46.63
					BALANCE 46.63
95-0089-00-0	BRIGGS, WAYNE 298 W WASHINGTON		0/00/0000	1/31/2006	100-WATER 145.64
					BALANCE 145.64
95-0090-00-0	BRIGHT, SYLVIA 298 W WASHINGTON		0/00/0000	1/31/2006	100-WATER 67.09
					BALANCE 67.09
95-0091-00-0	BRIMMER, PHILLIP 298 W WASHINGTON		0/00/0000	1/31/2006	100-WATER 154.87
					BALANCE 154.87
95-0092-00-0	BRISENO, BLASSIE 298 W WASHINGTON		0/00/0000	1/31/2006	100-WATER 66.92
					BALANCE 66.92
95-0093-00-0	BROMWELL, JENNIFER 298 W WASHINGTON		0/00/0000	1/31/2006	100-WATER 132.17
					BALANCE 132.17
95-0094-00-0	BROOKS, CHRISTINA 298 W WASHINGTON		0/00/0000	1/31/2006	100-WATER 120.94
					BALANCE 120.94
95-0095-00-0	BROWER, MARK 298 W WASHINGTON		0/00/0000	1/31/2006	100-WATER 80.93
					BALANCE 80.93
95-0097-00-0	BROWN, BARRY 298 W WASHINGTON		0/00/0000	1/31/2006	100-WATER 181.55

SEQUENCE: ACCOUNT NUMBER

ALL ACCOUNTS

WRITE OFF DATES: 0/00/0000 THRU 99/99/9999

BALANCES: NON ZERO BALANCES

Item 4.

ACCOUNT NO	NAME	LAST	BAD DEBT				
-----	-----	-----	-----	-----	-----	-----	-----
-----	SERVICE ADDRESS	BILL	DATE				
						BALANCE	
95-0098-00-0	BROWN, DOUG A JR JR	0/00/0000	1/31/2006	100-WATER	68.70		181.55
	298 W WASHINGTON					BALANCE	68.70
95-0099-00-0	BROWN, DEBRA	0/00/0000	1/31/2006	100-WATER	143.39		143.39
	298 W WASHINGTON					BALANCE	143.39
95-0100-00-0	BRUNO, SHAWN	0/00/0000	1/31/2006	100-WATER	177.86		177.86
	298 W WASHINGTON					BALANCE	177.86
95-0101-00-0	BRUNS, WINSTON	0/00/0000	1/31/2006	100-WATER	94.56		94.56
	298 W WASHINGTON					BALANCE	94.56
95-0102-00-0	BRYANT, MICHELE	0/00/0000	1/31/2006	100-WATER	46.94		46.94
	298 W WASHINGTON					BALANCE	46.94
95-0103-00-0	BRYANT, TROY	0/00/0000	1/31/2006	100-WATER	206.02		206.02
	298 W WASHINGTON					BALANCE	206.02
95-0104-00-0	BRYCE, ELIZABETH	0/00/0000	1/31/2006	100-WATER	69.97		69.97
	298 W WASHINGTON					BALANCE	69.97
95-0105-00-0	BUENTELLO, LOUIS	0/00/0000	1/31/2006	100-WATER	101.67		101.67
	298 W WASHINGTON					BALANCE	101.67
95-0106-00-0	BUIHNER, ANGY	0/00/0000	1/31/2006	100-WATER	103.42		103.42
	298 W WASHINGTON					BALANCE	103.42
95-0107-00-0	BULLARD, BOBBY	0/00/0000	1/31/2006	100-WATER	176.28		176.28
	298 W WASHINGTON					BALANCE	176.28
95-0108-00-0	BURDETTE, MYSTI	0/00/0000	1/31/2006	100-WATER	126.53		126.53
	298 W WASHINGTON					BALANCE	126.53
95-0109-00-0	BURNS, RICK	0/00/0000	1/31/2006	100-WATER	150.65		150.65
	298 W WASHINGTON					BALANCE	150.65

SEQUENCE: ACCOUNT NUMBER

ALL ACCOUNTS

WRITE OFF DATES: 0/00/0000 THRU 99/99/9999

BALANCES: NON ZERO BALANCES

Item 4.

ACCOUNT NO	NAME	LAST	BAD DEBT		
	SERVICE ADDRESS	BILL	DATE		
95-0110-00-0	BUSH, DORIE 298 W WASHINGTON	0/00/0000	1/31/2006	100-WATER	166.85
				BALANCE	166.85
95-0111-00-0	BUTLER, DEBORAH 298 W WASHINGTON	0/00/0000	1/31/2006	100-WATER	173.41
				BALANCE	173.41
95-0112-00-0	BUTLER, FRANK 298 W WASHINGTON	0/00/0000	1/31/2006	100-WATER	61.03
				BALANCE	61.03
95-0113-00-0	BUTLER, RICHARD 298 W WASHINGTON	0/00/0000	1/31/2006	100-WATER	200.00
				BALANCE	200.00
95-0114-00-0	BUTZ, ADAM 298 W WASHINGTON	0/00/0000	1/31/2006	100-WATER	178.81
				BALANCE	178.81
95-0115-00-0	BUXTON, BOB 298 W WASHINGTON	0/00/0000	1/31/2006	100-WATER	255.40
				BALANCE	255.40
95-0116-00-0	BYARS, STEPHANIE 298 W WASHINGTON	0/00/0000	1/31/2006	100-WATER	92.00
				BALANCE	92.00
95-0117-00-0	C & C TARP & AWINING 298 W WASHINGTON	0/00/0000	1/31/2006	100-WATER	236.34
				BALANCE	236.34
95-0118-00-0	CALLAS, BRENDA 298 W WASHINGTON	0/00/0000	1/31/2006	100-WATER	123.07
				BALANCE	123.07
95-0119-00-0	CAMPBELL, ROBERT 298 W WASHINGTON	0/00/0000	1/31/2006	100-WATER	76.23
				BALANCE	76.23
95-0120-00-0	CAMPBELL, RON 298 W WASHINGTON	0/00/0000	1/31/2006	100-WATER	218.52
				BALANCE	218.52
95-0121-00-0	CAMPOS, MIGUEL 298 W WASHINGTON	0/00/0000	1/31/2006	100-WATER	2.41
				BALANCE	2.41
95-0122-00-0	CARBAJAL, AMY 298 W WASHINGTON	0/00/0000	1/31/2006	100-WATER	181.54

SEQUENCE: ACCOUNT NUMBER

ALL ACCOUNTS

WRITE OFF DATES: 0/00/0000 THRU 99/99/9999

BALANCES: NON ZERO BALANCES

Item 4.

ACCOUNT NO	NAME	LAST	BAD DEBT			
-----	-----	-----	-----	-----	-----	-----
-----	SERVICE ADDRESS	BILL	DATE			BALANCE
						181.54
95-0123-00-0	CAREY, BRENT	0/00/0000	1/31/2006	100-WATER	86.24	
	298 W WASHINGTON					BALANCE 86.24
95-0125-00-0	CARPENTER, RODNEY	0/00/0000	1/31/2006	100-WATER	150.52	
	298 W WASHINGTON					BALANCE 150.52
95-0126-00-0	CARPENTER, TREVOR	0/00/0000	1/31/2006	100-WATER	187.91	
	298 W WASHINGTON					BALANCE 187.91
95-0127-00-0	CARR, DEBBIE	0/00/0000	1/31/2006	100-WATER	132.40	
	298 W WASHINGTON					BALANCE 132.40
95-0128-00-0	CARRANZA, JOHNNY	0/00/0000	1/31/2006	100-WATER	34.24	
	298 W WASHINGTON					BALANCE 34.24
95-0130-00-0	CARTER, PHYLLIS	0/00/0000	1/31/2006	100-WATER	110.07	
	298 W WASHINGTON					BALANCE 110.07
95-0131-00-0	CARTER, ROSIELEE	0/00/0000	1/31/2006	100-WATER	43.35	
	298 W WASHINGTON					BALANCE 43.35
95-0132-00-0	CASAZZA, TONY	0/00/0000	1/31/2006	100-WATER	61.88	
	298 W WASHINGTON					BALANCE 61.88
95-0133-00-0	CASEY, TERRY	0/00/0000	1/31/2006	100-WATER	179.58	
	298 W WASHINGTON					BALANCE 179.58
95-0134-00-0	CASH, KATHY	0/00/0000	1/31/2006	100-WATER	166.76	
	298 W WASHINGTON					BALANCE 166.76
95-0135-00-0	CASTENADA, NICHOLAS	0/00/0000	1/31/2006	100-WATER	77.74	
	298 W WASHINGTON					BALANCE 77.74
95-0136-00-0	CASTILLO, HECTOR	0/00/0000	1/31/2006	100-WATER	76.90	
	298 W WASHINGTON					BALANCE 76.90

SEQUENCE: ACCOUNT NUMBER

ALL ACCOUNTS

WRITE OFF DATES: 0/00/0000 THRU 99/99/9999

BALANCES: NON ZERO BALANCES

Item 4.

ACCOUNT NO	NAME	LAST	BAD DEBT		
	SERVICE ADDRESS	BILL	DATE		
95-0137-00-0	CASTILLO, STEVE 298 W WASHINGTON	0/00/0000	1/31/2006	100-WATER	165.55
					BALANCE 165.55
95-0138-00-0	CASTRO, LEOLA 298 W WASHINGTON	0/00/0000	1/31/2006	100-WATER	24.70
					BALANCE 24.70
95-0139-00-0	CASTRO, VICTORIA 298 W WASHINGTON	0/00/0000	1/31/2006	100-WATER	67.27
					BALANCE 67.27
95-0140-00-0	CBARON, SHIRLEY 298 W WASHINGTON	0/00/0000	1/31/2006	100-WATER	39.78
					BALANCE 39.78
95-0141-00-0	CHACON, JULIA 298 W WASHINGTON	0/00/0000	1/31/2006	100-WATER	45.23
					BALANCE 45.23
95-0142-00-0	CHAPMAN, DEBBIE 298 W WASHINGTON	0/00/0000	1/31/2006	100-WATER	70.33
					BALANCE 70.33
95-0143-00-0	CHASTAIN, TOMMY 298 W WASHINGTON	0/00/0000	1/31/2006	100-WATER	118.36
					BALANCE 118.36
95-0144-00-0	CHEVES, GANELLE 298 W WASHINGTON	0/00/0000	1/31/2006	100-WATER	53.23
					BALANCE 53.23
95-0145-00-0	CHIEF AUTO PARTS #22974 298 W WASHINGTON	0/00/0000	1/31/2006	100-WATER	55.17
					BALANCE 55.17
95-0146-00-0	CHILDERS, TIM 298 W WASHINGTON	0/00/0000	1/31/2006	100-WATER	78.45
					BALANCE 78.45
95-0147-00-0	CLARK, CARRIE 298 W WASHINGTON	0/00/0000	1/31/2006	100-WATER	204.81
					BALANCE 204.81
95-0148-00-0	CLARK, CRAIG 298 W WASHINGTON	0/00/0000	1/31/2006	100-WATER	68.36
					BALANCE 68.36
95-0149-00-0	CLARK, JALA 298 W WASHINGTON	0/00/0000	1/31/2006	100-WATER	149.71

SEQUENCE: ACCOUNT NUMBER

ALL ACCOUNTS

WRITE OFF DATES: 0/00/0000 THRU 99/99/9999

BALANCES: NON ZERO BALANCES

Item 4.

ACCOUNT NO	NAME	LAST	BAD DEBT			
	SERVICE ADDRESS	BILL	DATE			BALANCE
						149.71
95-0150-00-0	CLAUNCH, DEBRA 298 W WASHINGTON	0/00/0000	1/31/2006	100-WATER	173.79	
						BALANCE 173.79
95-0151-00-0	CLAY, CLIFFORD 298 W WASHINGTON	0/00/0000	1/31/2006	100-WATER	135.82	
						BALANCE 135.82
95-0154-00-0	CLOPTON, RICHARD 298 W WASHINGTON	0/00/0000	1/31/2006	100-WATER	40.84	
						BALANCE 40.84
95-0155-00-0	COATS, LORI 298 W WASHINGTON	0/00/0000	1/31/2006	100-WATER	94.55	
						BALANCE 94.55
95-0156-00-0	COBLE, GREG 298 W WASHINGTON	0/00/0000	1/31/2006	100-WATER	190.60	
						BALANCE 190.60
95-0157-00-0	COCKRUM, SHARON 298 W WASHINGTON	0/00/0000	1/31/2006	100-WATER	195.65	
						BALANCE 195.65
95-0158-00-0	COGBURN, SANDRA 298 W WASHINGTON	0/00/0000	1/31/2006	100-WATER	91.90	
						BALANCE 91.90
95-0159-00-0	COLE, CHRIS 298 W WASHINGTON	0/00/0000	1/31/2006	100-WATER	31.62	
						BALANCE 31.62
95-0160-00-0	COLEMAN, KELSIE 298 W WASHINGTON	0/00/0000	1/31/2006	100-WATER	101.26	
						BALANCE 101.26
95-0161-00-0	COLLAZO, PEDRO CORR 298 W WASHINGTON	0/00/0000	1/31/2006	100-WATER	124.32	
						BALANCE 124.32
95-0164-00-0	CONKLIN, CHRISTY 298 W WASHINGTON	0/00/0000	1/31/2006	100-WATER	38.26	
						BALANCE 38.26
95-0166-00-0	COOK, JOHNNY 298 W WASHINGTON	0/00/0000	1/31/2006	100-WATER	240.94	
						BALANCE 240.94

SEQUENCE: ACCOUNT NUMBER

ALL ACCOUNTS

WRITE OFF DATES: 0/00/0000 THRU 99/99/9999

BALANCES: NON ZERO BALANCES

Item 4.

ACCOUNT NO	NAME	LAST	BAD DEBT		
	SERVICE ADDRESS	BILL	DATE		
95-0167-00-0	COOK, KRIS 298 W WASHINGTON	0/00/0000	1/31/2006	100-WATER	205.17
				BALANCE	205.17
95-0168-00-0	COOK, ROGER 298 W WASHINGTON	0/00/0000	1/31/2006	100-WATER	139.17
				BALANCE	139.17
95-0169-00-0	COOPER, SHARON 298 W WASHINGTON	0/00/0000	1/31/2006	100-WATER	244.09
				BALANCE	244.09
95-0170-00-0	CORBETT, DAVID 298 W WASHINGTON	0/00/0000	1/31/2006	100-WATER	34.83
				BALANCE	34.83
95-0171-00-0	CORDOVA, ARNULFO 298 W WASHINGTON	0/00/0000	1/31/2006	100-WATER	529.99
				BALANCE	529.99
95-0172-00-0	COSTON, KYLE 298 W WASHINGTON	0/00/0000	1/31/2006	100-WATER	227.06
				BALANCE	227.06
95-0173-00-0	COVEY, JOHN 298 W WASHINGTON	0/00/0000	1/31/2006	100-WATER	214.38
				BALANCE	214.38
95-0174-00-0	COVINGTON, JOSH 298 W WASHINGTON	0/00/0000	1/31/2006	100-WATER	159.98
				BALANCE	159.98
95-0175-00-0	COX, FELIX 298 W WASHINGTON	0/00/0000	1/31/2006	100-WATER	210.11
				BALANCE	210.11
95-0176-00-0	COX, KATHY 298 W WASHINGTON	0/00/0000	1/31/2006	100-WATER	107.47
				BALANCE	107.47
95-0177-00-0	COX, MARY 298 W WASHINGTON	0/00/0000	1/31/2006	100-WATER	23.65
				BALANCE	23.65
95-0179-00-0	CRAFT, CLINT 298 W WASHINGTON	0/00/0000	1/31/2006	100-WATER	157.44
				BALANCE	157.44
95-0180-00-0	CRAIG CONSTRUCTION INC 298 W WASHINGTON	0/00/0000	1/31/2006	100-WATER	116.93

SEQUENCE: ACCOUNT NUMBER

ALL ACCOUNTS

WRITE OFF DATES: 0/00/0000 THRU 99/99/9999

BALANCES: NON ZERO BALANCES

Item 4.

ACCOUNT NO	NAME	LAST	BAD DEBT			
	SERVICE ADDRESS	BILL	DATE			BALANCE
						116.93
95-0181-00-0	CRAWFORD, CHAD 298 W WASHINGTON	0/00/0000	1/31/2006	100-WATER	37.45	
						BALANCE 37.45
95-0182-00-0	CREACY, HOLLY 298 W WASHINGTON	0/00/0000	1/31/2006	100-WATER	84.34	
						BALANCE 84.34
95-0183-00-0	CREAMER, SHERI 298 W WASHINGTON	0/00/0000	1/31/2006	100-WATER	61.60	
						BALANCE 61.60
95-0184-00-0	CRIPPEN, TRENT 298 W WASHINGTON	0/00/0000	1/31/2006	100-WATER	158.80	
						BALANCE 158.80
95-0185-00-0	CROFY, MARLA 298 W WASHINGTON	0/00/0000	1/31/2006	100-WATER	76.97	
						BALANCE 76.97
95-0186-00-0	CRONKITE, EDITH 298 W WASHINGTON	0/00/0000	1/31/2006	100-WATER	125.93	
						BALANCE 125.93
95-0187-00-0	CROWDER, DANNY 298 W WASHINGTON	0/00/0000	1/31/2006	100-WATER	101.39	
						BALANCE 101.39
95-0188-00-0	CTX PAVING COMPANY 298 W WASHINGTON	0/00/0000	1/31/2006	100-WATER	195.75	
						BALANCE 195.75
95-0189-00-0	CULWELL, KATRINA 298 W WASHINGTON	0/00/0000	1/31/2006	100-WATER	87.25	
						BALANCE 87.25
95-0190-00-0	CUNDIFF, AARON 298 W WASHINGTON	0/00/0000	1/31/2006	100-WATER	151.63	
						BALANCE 151.63
95-0192-00-0	CUNNINGHAM, TIM 298 W WASHINGTON	0/00/0000	1/31/2006	100-WATER	114.75	
						BALANCE 114.75
95-0193-00-0	CURRY, TISH 298 W WASHINGTON	0/00/0000	1/31/2006	100-WATER	61.41	
						BALANCE 61.41

SEQUENCE: ACCOUNT NUMBER

ALL ACCOUNTS

WRITE OFF DATES: 0/00/0000 THRU 99/99/9999

BALANCES: NON ZERO BALANCES

Item 4.

ACCOUNT NO	NAME	LAST	BAD DEBT		
	SERVICE ADDRESS	BILL	DATE		
95-0194-00-0	CURTIS, APRIL 298 W WASHINGTON	0/00/0000	1/31/2006	100-WATER	61.84
				BALANCE	61.84
95-0195-00-0	DAME, STEVE 298 W WASHINGTON	0/00/0000	1/31/2006	100-WATER	90.73
				BALANCE	90.73
95-0196-00-0	DAUGHRITY, BETTY 298 W WASHINGTON	0/00/0000	1/31/2006	100-WATER	56.42
				BALANCE	56.42
95-0197-00-0	DAVIS, CHALEASE 298 W WASHINGTON	0/00/0000	1/31/2006	100-WATER	56.74
				BALANCE	56.74
95-0198-00-0	DAVIS, JOE 298 W WASHINGTON	0/00/0000	1/31/2006	100-WATER	352.62
				BALANCE	352.62
95-0199-00-0	DAY, IRA 298 W WASHINGTON	0/00/0000	1/31/2006	100-WATER	165.55
				BALANCE	165.55
95-0200-00-0	DEAN, FRANK 298 W WASHINGTON	0/00/0000	1/31/2006	100-WATER	171.08
				BALANCE	171.08
95-0201-00-0	DELACRUZ, MARIA 298 W WASHINGTON	0/00/0000	1/31/2006	100-WATER	50.43
				BALANCE	50.43
95-0202-00-0	DELAGADO, GILBERT 298 W WASHINGTON	0/00/0000	1/31/2006	100-WATER	62.49
				BALANCE	62.49
95-0203-00-0	DELOSSANTOS, DIEDIO 298 W WASHINGTON	0/00/0000	1/31/2006	100-WATER	153.61
				BALANCE	153.61
95-0204-00-0	DENSON, SUZEE 298 W WASHINGTON	0/00/0000	1/31/2006	100-WATER	81.53
				BALANCE	81.53
95-0205-00-0	DERBY, J D 298 W WASHINGTON	0/00/0000	1/31/2006	100-WATER	121.48
				BALANCE	121.48
95-0206-00-0	DEWEES, RANDY 298 W WASHINGTON	0/00/0000	1/31/2006	100-WATER	48.68

SEQUENCE: ACCOUNT NUMBER

ALL ACCOUNTS

WRITE OFF DATES: 0/00/0000 THRU 99/99/9999

BALANCES: NON ZERO BALANCES

Item 4.

ACCOUNT NO	NAME	LAST	BAD DEBT				
-----	-----	-----	-----	-----	-----	-----	-----
-----	SERVICE ADDRESS	BILL	DATE				
						BALANCE	
95-0207-00-0	DOGGETT, KATHRYN	0/00/0000	1/31/2006	100-WATER	135.30		48.68
	298 W WASHINGTON					BALANCE	135.30
95-0208-00-0	DOMINQUEZ-AGUAY, ALFREDO	0/00/0000	1/31/2006	100-WATER	104.51		104.51
	298 W WASHINGTON					BALANCE	104.51
95-0209-00-0	DOMINGUEZ, NELDA	0/00/0000	1/31/2006	100-WATER	39.80		39.80
	298 W WASHINGTON					BALANCE	39.80
95-0210-00-0	DORSEY PROPERTIES	0/00/0000	1/31/2006	100-WATER	64.82		64.82
	298 W WASHINGTON					BALANCE	64.82
95-0211-00-0	DORSEY, CHRISTY	0/00/0000	1/31/2006	100-WATER	100.89		100.89
	298 W WASHINGTON					BALANCE	100.89
95-0213-00-0	DOWELL, CINDY	0/00/0000	1/31/2006	100-WATER	112.23		112.23
	298 W WASHINGTON					BALANCE	112.23
95-0214-00-0	DOWELL, JUDY	0/00/0000	1/31/2006	100-WATER	126.65		126.65
	298 W WASHINGTON					BALANCE	126.65
95-0215-00-0	DOWELL, STEVE	0/00/0000	1/31/2006	100-WATER	54.28		54.28
	298 W WASHINGTON					BALANCE	54.28
95-0216-00-0	DOWELL, WAYNE	0/00/0000	1/31/2006	100-WATER	118.67		118.67
	298 W WASHINGTON					BALANCE	118.67
95-0217-00-0	DRUMM, ROBERT	0/00/0000	1/31/2006	100-WATER	171.07		171.07
	298 W WASHINGTON					BALANCE	171.07
95-0218-00-0	DWAIN, LYNN	0/00/0000	1/31/2006	100-WATER	218.63		218.63
	298 W WASHINGTON					BALANCE	218.63
95-0219-00-0	DYER, RONDA	0/00/0000	1/31/2006	100-WATER	94.34		94.34
	298 W WASHINGTON					BALANCE	94.34

SEQUENCE: ACCOUNT NUMBER

ALL ACCOUNTS

WRITE OFF DATES: 0/00/0000 THRU 99/99/9999

BALANCES: NON ZERO BALANCES

Item 4.

ACCOUNT NO	NAME	LAST	BAD DEBT		
	SERVICE ADDRESS	BILL	DATE		
95-0220-00-0	ECHOLS, HOLLY 298 W WASHINGTON	0/00/0000	1/31/2006 100-WATER	42.60	
					BALANCE 42.60
95-0221-00-0	EDWARDS, CRIS 298 W WASHINGTON	0/00/0000	1/31/2006 100-WATER	82.26	
					BALANCE 82.26
95-0222-00-0	EGLE, ROGER 298 W WASHINGTON	0/00/0000	1/31/2006 100-WATER	69.64	
					BALANCE 69.64
95-0223-00-0	ELKINS, ALVA 298 W WASHINGTON	0/00/0000	1/31/2006 100-WATER	388.75	
					BALANCE 388.75
95-0224-00-0	ELLIOTT, DAVID 298 W WASHINGTON	0/00/0000	1/31/2006 100-WATER	94.87	
					BALANCE 94.87
95-0226-00-0	ELSTON, CHAD 298 W WASHINGTON	0/00/0000	1/31/2006 100-WATER	86.85	
					BALANCE 86.85
95-0227-00-0	ELSTON, LORENA 298 W WASHINGTON	0/00/0000	1/31/2006 100-WATER	115.83	
					BALANCE 115.83
95-0228-00-0	ELSTON, TRACY 298 W WASHINGTON	0/00/0000	1/31/2006 100-WATER	209.08	
					BALANCE 209.08
95-0229-00-0	ENDSLEY, JASON 298 W WASHINGTON	0/00/0000	1/31/2006 100-WATER	97.11	
					BALANCE 97.11
95-0230-00-0	ELSTON, RANDY 298 W WASHINGTON	0/00/0000	1/31/2006 100-WATER	159.47	
					BALANCE 159.47
95-0231-00-0	ENGH, RON 298 W WASHINGTON	0/00/0000	1/31/2006 100-WATER	106.53	
					BALANCE 106.53
95-0232-00-0	ESPINOZA, ARNULFO 298 W WASHINGTON	0/00/0000	1/31/2006 100-WATER	189.45	
					BALANCE 189.45
95-0233-00-0	ESQUIVEL, GWENDOLYN 298 W WASHINGTON	0/00/0000	1/31/2006 100-WATER	178.08	

SEQUENCE: ACCOUNT NUMBER

ALL ACCOUNTS

WRITE OFF DATES: 0/00/0000 THRU 99/99/9999

BALANCES: NON ZERO BALANCES

Item 4.

ACCOUNT NO	NAME	LAST	BAD DEBT		
	SERVICE ADDRESS	BILL	DATE		BALANCE
					178.08
95-0234-00-0	ESTRADA, MARIO	0/00/0000	1/31/2006 100-WATER	185.94	
	298 W WASHINGTON				BALANCE 185.94
95-0236-00-0	ESTRADA, SILVERIO	0/00/0000	1/31/2006 100-WATER	202.63	
	298 W WASHINGTON				BALANCE 202.63
95-0237-00-0	EVATT, LLOYD	0/00/0000	1/31/2006 100-WATER	53.46	
	298 W WASHINGTON				BALANCE 53.46
95-0238-00-0	EWING, LEATRICE	0/00/0000	1/31/2006 100-WATER	54.89	
	298 W WASHINGTON				BALANCE 54.89
95-0240-00-0	FAULKNER, JACK	0/00/0000	1/31/2006 100-WATER	37.50	
	298 W WASHINGTON				BALANCE 37.50
95-0241-00-0	FAULKNER, MIKE	0/00/0000	1/31/2006 100-WATER	74.02	
	298 W WASHINGTON				BALANCE 74.02
95-0242-00-0	FEDRICK, MELISSA	0/00/0000	1/31/2006 100-WATER	213.50	
	298 W WASHINGTON				BALANCE 213.50
95-0243-00-0	FELAN, JIM	0/00/0000	1/31/2006 100-WATER	101.60	
	298 W WASHINGTON				BALANCE 101.60
95-0244-00-0	FENVILLE, ANITA	0/00/0000	1/31/2006 100-WATER	148.04	
	298 W WASHINGTON				BALANCE 148.04
95-0247-00-0	FERGUSON, MARIE	0/00/0000	1/31/2006 100-WATER	30.71	
	298 W WASHINGTON				BALANCE 30.71
95-0248-00-0	FERGUSON, RICHARD	0/00/0000	1/31/2006 100-WATER	209.75	
	298 W WASHINGTON				BALANCE 209.75
95-0249-00-0	FERRELL, DAVID	0/00/0000	1/31/2006 100-WATER	64.72	
	298 W WASHINGTON				BALANCE 64.72

SEQUENCE: ACCOUNT NUMBER

ALL ACCOUNTS

WRITE OFF DATES: 0/00/0000 THRU 99/99/9999

BALANCES: NON ZERO BALANCES

Item 4.

ACCOUNT NO	NAME	LAST	BAD DEBT		
	SERVICE ADDRESS	BILL	DATE		
95-0250-00-0	FINCHER, VELVET 298 W WASHINGTON	0/00/0000	1/31/2006	100-WATER	145.33
				BALANCE	145.33
95-0251-00-0	FINDLEY, BILLY 298 W WASHINGTON	0/00/0000	1/31/2006	100-WATER	28.14
				BALANCE	28.14
95-0252-00-0	FISHER, JOE BOB 298 W WASHINGTON	0/00/0000	1/31/2006	100-WATER	57.62
				BALANCE	57.62
95-0254-00-0	FLETCHER, DORIS 298 W WASHINGTON	0/00/0000	1/31/2006	100-WATER	64.83
				BALANCE	64.83
95-0255-00-0	FLORES, CEASER 298 W WASHINGTON	0/00/0000	1/31/2006	100-WATER	103.58
				BALANCE	103.58
95-0256-00-0	FLORES, CINDY 298 W WASHINGTON	0/00/0000	1/31/2006	100-WATER	128.10
				BALANCE	128.10
95-0257-00-0	FLORES, JAMES 298 W WASHINGTON	0/00/0000	1/31/2006	100-WATER	201.36
				BALANCE	201.36
95-0258-00-0	FLORIDA-BENHAM, ANTOINETTE 298 W WASHINGTON	0/00/0000	1/31/2006	100-WATER	93.10
				BALANCE	93.10
95-0259-00-0	FLUKER, DAVID 298 W WASHINGTON	0/00/0000	1/31/2006	100-WATER	184.62
				BALANCE	184.62
95-0260-00-0	FLUKER, RICHARD 298 W WASHINGTON	0/00/0000	1/31/2006	100-WATER	162.23
				BALANCE	162.23
95-0261-00-0	FLYNN, SCOOT 298 W WASHINGTON	0/00/0000	1/31/2006	100-WATER	53.86
				BALANCE	53.86
95-0262-00-0	FOAN, ESTELLA 298 W WASHINGTON	0/00/0000	1/31/2006	100-WATER	109.25
				BALANCE	109.25
95-0265-00-0	FOREMAN, KEVIN 298 W WASHINGTON	0/00/0000	1/31/2006	100-WATER	108.14

SEQUENCE: ACCOUNT NUMBER

ALL ACCOUNTS

WRITE OFF DATES: 0/00/0000 THRU 99/99/9999

BALANCES: NON ZERO BALANCES

Item 4.

ACCOUNT NO	NAME	LAST	BAD DEBT						
	SERVICE ADDRESS	BILL	DATE						
								BALANCE	108.14
95-0266-00-0	FORGE, CESCELY 298 W WASHINGTON	0/00/0000	1/31/2006	100-WATER	154.64			BALANCE	154.64
95-0267-00-0	FORSYTHE, TENA 298 W WASHINGTON	0/00/0000	1/31/2006	100-WATER	180.29			BALANCE	180.29
95-0268-00-0	FORTUNE, KELLI 298 W WASHINGTON	0/00/0000	1/31/2006	100-WATER	75.86			BALANCE	75.86
95-0269-00-0	FOX, JEFF 298 W WASHINGTON	0/00/0000	1/31/2006	100-WATER	148.87			BALANCE	148.87
95-0270-00-0	FRAILEY, AMY 298 W WASHINGTON	0/00/0000	1/31/2006	100-WATER	41.43			BALANCE	41.43
95-0271-00-0	FRALEY, ELIZABETH 298 W WASHINGTON	0/00/0000	1/31/2006	100-WATER	245.25			BALANCE	245.25
95-0272-00-0	FRANKLIN, BRYLON 298 W WASHINGTON	0/00/0000	1/31/2006	100-WATER	84.26			BALANCE	84.26
95-0273-00-0	FRANK, PHILLIP 298 W WASHINGTON	0/00/0000	1/31/2006	100-WATER	123.40			BALANCE	123.40
95-0274-00-0	FRAZIER, BARBARA 298 W WASHINGTON	0/00/0000	1/31/2006	100-WATER	41.65			BALANCE	41.65
95-0275-00-0	FRAZIER, KATHLEEN 298 W WASHINGTON	0/00/0000	1/31/2006	100-WATER	41.65			BALANCE	41.65
95-0276-00-0	FRIERSON, RON 298 W WASHINGTON	0/00/0000	1/31/2006	100-WATER	35.32			BALANCE	35.32
95-0277-00-0	FRITZLER, BEN 298 W WASHINGTON	0/00/0000	1/31/2006	100-WATER	279.81			BALANCE	279.81

SEQUENCE: ACCOUNT NUMBER

ALL ACCOUNTS

WRITE OFF DATES: 0/00/0000 THRU 99/99/9999

BALANCES: NON ZERO BALANCES

Item 4.

ACCOUNT NO	NAME	LAST	BAD DEBT		
	SERVICE ADDRESS	BILL	DATE		
95-0278-00-0	FULFER, JAMES 298 W WASHINGTON	0/00/0000	1/31/2006	100-WATER	92.96
				BALANCE	92.96
95-0279-00-0	G & G PLUMBING 298 W WASHINGTON	0/00/0000	1/31/2006	100-WATER	344.38
				BALANCE	344.38
95-0280-00-0	WEBB, KATHY 298 W WASHINGTON	0/00/0000	1/31/2006	100-WATER	63.84
				BALANCE	63.84
95-0281-00-0	GALLAMORE, SAMANTHA 298 W WASHINGTON	0/00/0000	1/31/2006	100-WATER	155.63
				BALANCE	155.63
95-0282-00-0	GAMO, MELANIE 298 W WASHINGTON	0/00/0000	1/31/2006	100-WATER	88.67
				BALANCE	88.67
95-0283-00-0	GARCIA, MONICA 298 W WASHINGTON	0/00/0000	1/31/2006	100-WATER	41.66
				BALANCE	41.66
95-0284-00-0	GARRETT, CLIFFORD 298 W WASHINGTON	0/00/0000	1/31/2006	100-WATER	47.29
				BALANCE	47.29
95-0285-00-0	GARRETT, MONIE MICH 298 W WASHINGTON	0/00/0000	1/31/2006	100-WATER	475.21
				BALANCE	475.21
95-0287-00-0	GENE'S BODY SHOP 298 W WASHINGTON	0/00/0000	1/31/2006	100-WATER	81.44
				BALANCE	81.44
95-0288-00-0	GILES, DEBBIE 298 W WASHINGTON	0/00/0000	1/31/2006	100-WATER	58.51
				BALANCE	58.51
95-0289-00-0	GILLESPIE, JAMIE 298 W WASHINGTON	0/00/0000	1/31/2006	100-WATER	112.18
				BALANCE	112.18
95-0290-00-0	GLORIA, DELORES 298 W WASHINGTON	0/00/0000	1/31/2006	100-WATER	104.05
				BALANCE	104.05
95-0291-00-0	GOFF, DAVID 298 W WASHINGTON	0/00/0000	1/31/2006	100-WATER	114.99

SEQUENCE: ACCOUNT NUMBER

ALL ACCOUNTS

WRITE OFF DATES: 0/00/0000 THRU 99/99/9999

BALANCES: NON ZERO BALANCES

Item 4.

ACCOUNT NO	NAME	LAST	BAD DEBT		
-----	-----				
----	SERVICE ADDRESS	BILL	DATE		
				BALANCE	
95-0292-00-0	GOLDSTON, SHELLY	0/00/0000	1/31/2006 100-WATER	157.58	
	298 W WASHINGTON				BALANCE 114.99
95-0293-00-0	GOLDSBORO, WENDELL	0/00/0000	1/31/2006 100-WATER	93.37	
	298 W WASHINGTON				BALANCE 157.58
95-0294-00-0	GOMEZ, FREDDIE	0/00/0000	1/31/2006 100-WATER	55.47	
	298 W WASHINGTON				BALANCE 93.37
95-0295-00-0	GONZALES, MARIA	0/00/0000	1/31/2006 100-WATER	130.24	
	298 W WASHINGTON				BALANCE 55.47
95-0296-00-0	GONZALES, SHARON	0/00/0000	1/31/2006 100-WATER	193.15	
	298 W WASHINGTON				BALANCE 130.24
95-0297-00-0	GOODMAN, EDDIE	0/00/0000	1/31/2006 100-WATER	192.20	
	298 W WASHINGTON				BALANCE 193.15
95-0298-00-0	GOODMAN, SHAWN WILS	0/00/0000	1/31/2006 100-WATER	161.87	
	298 W WASHINGTON				BALANCE 192.20
95-0299-00-0	GORDON, BRUCE	0/00/0000	1/31/2006 100-WATER	157.28	
	298 W WASHINGTON				BALANCE 161.87
95-0300-00-0	GORDON, N L	0/00/0000	1/31/2006 100-WATER	117.67	
	298 W WASHINGTON				BALANCE 157.28
95-0301-00-0	GORDON, ROSE	0/00/0000	1/31/2006 100-WATER	96.13	
	298 W WASHINGTON				BALANCE 117.67
95-0302-00-0	GREGORY, STACY	0/00/0000	1/31/2006 100-WATER	178.89	
	298 W WASHINGTON				BALANCE 96.13
95-0303-00-0	GRACE, DAYLON	0/00/0000	1/31/2006 100-WATER	334.35	
	298 W WASHINGTON				BALANCE 178.89
					BALANCE 334.35

SEQUENCE: ACCOUNT NUMBER

ALL ACCOUNTS

WRITE OFF DATES: 0/00/0000 THRU 99/99/9999

BALANCES: NON ZERO BALANCES

Item 4.

ACCOUNT NO	NAME	LAST	BAD DEBT		
	SERVICE ADDRESS	BILL	DATE		
95-0304-00-0	GRAHAM, DAVID 298 W WASHINGTON	0/00/0000	1/31/2006	100-WATER	34.86
				BALANCE	34.86
95-0305-00-0	GRAY, DUSTY 298 W WASHINGTON	0/00/0000	1/31/2006	100-WATER	32.49
				BALANCE	32.49
95-0306-00-0	GREEN, TAMMY 298 W WASHINGTON	0/00/0000	1/31/2006	100-WATER	65.81
				BALANCE	65.81
95-0307-00-0	GRIFFIN, BRIAN 298 W WASHINGTON	0/00/0000	1/31/2006	100-WATER	80.94
				BALANCE	80.94
95-0308-00-0	GRIGGS, DONNA 298 W WASHINGTON	0/00/0000	1/31/2006	100-WATER	52.57
				BALANCE	52.57
95-0309-00-0	GRIGSBY, JAMES 298 W WASHINGTON	0/00/0000	1/31/2006	100-WATER	111.53
				BALANCE	111.53
95-0310-00-0	GRIMES, CONNIE 298 W WASHINGTON	0/00/0000	1/31/2006	100-WATER	30.22
				BALANCE	30.22
95-0311-00-0	GRISBY, JAMES 298 W WASHINGTON	0/00/0000	1/31/2006	100-WATER	161.53
				BALANCE	161.53
95-0312-00-0	GRUMBLES, MICKEY 298 W WASHINGTON	0/00/0000	1/31/2006	100-WATER	66.60
				BALANCE	66.60
95-0313-00-0	GRYPHON GAMES 298 W WASHINGTON	0/00/0000	1/31/2006	100-WATER	93.33
				BALANCE	93.33
95-0314-00-0	GUTIERREZ, MIKE 298 W WASHINGTON	0/00/0000	1/31/2006	100-WATER	110.38
				BALANCE	110.38
95-0315-00-0	HACKNEY, MARK 298 W WASHINGTON	0/00/0000	1/31/2006	100-WATER	49.88
				BALANCE	49.88
95-0316-00-0	HAGEN, SAMANTHA 298 W WASHINGTON	0/00/0000	1/31/2006	100-WATER	147.26

SEQUENCE: ACCOUNT NUMBER

ALL ACCOUNTS

WRITE OFF DATES: 0/00/0000 THRU 99/99/9999

BALANCES: NON ZERO BALANCES

Item 4.

ACCOUNT NO	NAME	LAST	BAD DEBT		
	SERVICE ADDRESS	BILL	DATE		BALANCE
					147.26
95-0317-00-0	HAILE, MISTY	0/00/0000	1/31/2006	100-WATER	174.25
	298 W WASHINGTON				
					BALANCE 174.25
95-0318-00-0	HALE, BOREAU	0/00/0000	1/31/2006	100-WATER	97.29
	298 W WASHINGTON				
					BALANCE 97.29
95-0319-00-0	HALE, RAY	0/00/0000	1/31/2006	100-WATER	146.40
	298 W WASHINGTON				
					BALANCE 146.40
95-0320-00-0	HALE-STRUGILL, TINA	0/00/0000	1/31/2006	100-WATER	78.62
	298 W WASHINGTON				
					BALANCE 78.62
95-0321-00-0	HALL, DONNA	0/00/0000	1/31/2006	100-WATER	96.82
	298 W WASHINGTON				
					BALANCE 96.82
95-0322-00-0	HALLMARK, RYAN	0/00/0000	1/31/2006	100-WATER	135.67
	298 W WASHINGTON				
					BALANCE 135.67
95-0323-00-0	HALLMAN, SHELLIE	0/00/0000	1/31/2006	100-WATER	73.83
	298 W WASHINGTON				
					BALANCE 73.83
95-0324-00-0	HAM, BARRY	0/00/0000	1/31/2006	100-WATER	75.54
	298 W WASHINGTON				
					BALANCE 75.54
95-0325-00-0	HAM, PATRICIA	0/00/0000	1/31/2006	100-WATER	34.21
	298 W WASHINGTON				
					BALANCE 34.21
95-0326-00-0	HAMILTON, MARY	0/00/0000	1/31/2006	100-WATER	39.39
	298 W WASHINGTON				
					BALANCE 39.39
95-0327-00-0	HANCOCK, MARYANN	0/00/0000	1/31/2006	100-WATER	54.37
	298 W WASHINGTON				
					BALANCE 54.37
95-0328-00-0	HANEY, FANNIE	0/00/0000	1/31/2006	100-WATER	227.31
	298 W WASHINGTON				
					BALANCE 227.31

SEQUENCE: ACCOUNT NUMBER

ALL ACCOUNTS

WRITE OFF DATES: 0/00/0000 THRU 99/99/9999

BALANCES: NON ZERO BALANCES

Item 4.

ACCOUNT NO	NAME	LAST	BAD DEBT		
	SERVICE ADDRESS	BILL	DATE		
95-0329-00-0	HANKINS, CAROLYN 298 W WASHINGTON	0/00/0000	1/31/2006 100-WATER	228.73	
					BALANCE 228.73
95-0330-00-0	HARBIN, JERRY 298 W WASHINGTON	0/00/0000	1/31/2006 100-WATER	64.38	
					BALANCE 64.38
95-0331-00-0	HARBOUR, MELENDIA 298 W WASHINGTON	0/00/0000	1/31/2006 100-WATER	53.63	
					BALANCE 53.63
95-0332-00-0	HARDIN, SHAWN 298 W WASHINGTON	0/00/0000	1/31/2006 100-WATER	58.91	
					BALANCE 58.91
95-0333-00-0	HARDY, ANGELA 298 W WASHINGTON	0/00/0000	1/31/2006 100-WATER	67.53	
					BALANCE 67.53
95-0334-00-0	HARGROVEE, DEE 298 W WASHINGTON	0/00/0000	1/31/2006 100-WATER	100.00	
					BALANCE 100.00
95-0335-00-0	HARMON, DIANE 298 W WASHINGTON	0/00/0000	1/31/2006 100-WATER	264.72	
					BALANCE 264.72
95-0336-00-0	HARMON, MARY 298 W WASHINGTON	0/00/0000	1/31/2006 100-WATER	100.00	
					BALANCE 100.00
95-0337-00-0	HAROUSE, DUANE 298 W WASHINGTON	0/00/0000	1/31/2006 100-WATER	221.72	
					BALANCE 221.72
95-0338-00-0	HARRELSON, FRIEDA 298 W WASHINGTON	0/00/0000	1/31/2006 100-WATER	72.87	
					BALANCE 72.87
95-0339-00-0	HARRIS, BEAU 298 W WASHINGTON	0/00/0000	1/31/2006 100-WATER	76.55	
					BALANCE 76.55
95-0341-00-0	HARRIS, JOE 298 W WASHINGTON	0/00/0000	1/31/2006 100-WATER	98.90	
					BALANCE 98.90
95-0342-00-0	HARRIS, PETER 298 W WASHINGTON	0/00/0000	1/31/2006 100-WATER	115.91	

SEQUENCE: ACCOUNT NUMBER

ALL ACCOUNTS

WRITE OFF DATES: 0/00/0000 THRU 99/99/9999

BALANCES: NON ZERO BALANCES

Item 4.

ACCOUNT NO	NAME	LAST	BAD DEBT		
	SERVICE ADDRESS	BILL	DATE		
				BALANCE	115.91
95-0343-00-0	HARRIS, LES 298 W WASHINGTON	0/00/0000	1/31/2006 100-WATER	109.90	
				BALANCE	109.90
95-0344-00-0	HARROLD, DENISE 298 W WASHINGTON	0/00/0000	1/31/2006 100-WATER	120.82	
				BALANCE	120.82
95-0345-00-0	HART, RICHARD 298 W WASHINGTON	0/00/0000	1/31/2006 100-WATER	202.64	
				BALANCE	202.64
95-0346-00-0	HARVEY, PAULA 298 W WASHINGTON	0/00/0000	1/31/2006 100-WATER	173.46	
				BALANCE	173.46
95-0347-00-0	HARVICK, SHERRY 298 W WASHINGTON	0/00/0000	1/31/2006 100-WATER	195.51	
				BALANCE	195.51
95-0348-00-0	HATHORN, J L 298 W WASHINGTON	0/00/0000	1/31/2006 100-WATER	35.92	
				BALANCE	35.92
95-0349-00-0	HAWKINS, VENICES 298 W WASHINGTON	0/00/0000	1/31/2006 100-WATER	118.15	
				BALANCE	118.15
95-0350-00-0	HEADRICK, DONNA 298 W WASHINGTON	0/00/0000	1/31/2006 100-WATER	79.73	
				BALANCE	79.73
95-0351-00-0	HEIMLICH, ELSIE 298 W WASHINGTON	0/00/0000	1/31/2006 100-WATER	105.97	
				BALANCE	105.97
95-0352-00-0	HENDERSON, RAMONA 298 W WASHINGTON	0/00/0000	1/31/2006 100-WATER	193.51	
				BALANCE	193.51
95-0353-00-0	HENRY, SAMONA 298 W WASHINGTON	0/00/0000	1/31/2006 100-WATER	62.09	
				BALANCE	62.09
95-0354-00-0	HENSON, HARVEY 298 W WASHINGTON	0/00/0000	1/31/2006 100-WATER	29.77	
				BALANCE	29.77

SEQUENCE: ACCOUNT NUMBER

ALL ACCOUNTS

WRITE OFF DATES: 0/00/0000 THRU 99/99/9999

BALANCES: NON ZERO BALANCES

Item 4.

ACCOUNT NO	NAME	LAST	BAD DEBT		
	SERVICE ADDRESS	BILL	DATE		
95-0355-00-0	HERBERTSON, JEREMY 298 W WASHINGTON	0/00/0000	1/31/2006	100-WATER	53.54
					BALANCE 53.54
95-0356-00-0	HERNANDEZ, AUGUSTIN 298 W WASHINGTON	0/00/0000	1/31/2006	100-WATER	52.04
					BALANCE 52.04
95-0357-00-0	HERNANDEZ, ARTURO 298 W WASHINGTON	0/00/0000	1/31/2006	100-WATER	198.18
					BALANCE 198.18
95-0358-00-0	HERNANDEZ, JENNIFER 298 W WASHINGTON	0/00/0000	1/31/2006	100-WATER	155.39
					BALANCE 155.39
95-0359-00-0	HERRERA, FORNEY 298 W WASHINGTON	0/00/0000	1/31/2006	100-WATER	81.64
					BALANCE 81.64
95-0360-00-0	HERRERA, JUANA 298 W WASHINGTON	0/00/0000	1/31/2006	100-WATER	76.70
					BALANCE 76.70
95-0361-00-0	HESSE, HARPER 298 W WASHINGTON	0/00/0000	1/31/2006	100-WATER	94.30
					BALANCE 94.30
95-0362-00-0	HEUKROOT, KAREN 298 W WASHINGTON	0/00/0000	1/31/2006	100-WATER	81.01
					BALANCE 81.01
95-0363-00-0	HEUTZENROEDER, TIMOTHY 298 W WASHINGTON	0/00/0000	1/31/2006	100-WATER	123.68
					BALANCE 123.68
95-0364-00-0	HEWITT, THOMAS 298 W WASHINGTON	0/00/0000	1/31/2006	100-WATER	229.37
					BALANCE 229.37
95-0365-00-0	HICKMAN, JEAN 298 W WASHINGTON	0/00/0000	1/31/2006	100-WATER	99.61
					BALANCE 99.61
95-0367-00-0	HICKS, CRYSTAL 298 W WASHINGTON	0/00/0000	1/31/2006	100-WATER	30.61
					BALANCE 30.61
95-0368-00-0	HICKS, EUOLINA 298 W WASHINGTON	0/00/0000	1/31/2006	100-WATER	127.29

SEQUENCE: ACCOUNT NUMBER

ALL ACCOUNTS

WRITE OFF DATES: 0/00/0000 THRU 99/99/9999

BALANCES: NON ZERO BALANCES

Item 4.

ACCOUNT NO	NAME	LAST	BAD DEBT			
	SERVICE ADDRESS	BILL	DATE			BALANCE
						127.29
95-0369-00-0	HILL, MICHAEL 298 W WASHINGTON	0/00/0000	1/31/2006 100-WATER	67.43		
						67.43
95-0370-00-0	HILLE, GREG 298 W WASHINGTON	0/00/0000	1/31/2006 100-WATER	48.98		
						48.98
95-0371-00-0	HILLIARD, MICHAEL 298 W WASHINGTON	0/00/0000	1/31/2006 100-WATER	91.78		
						91.78
95-0372-00-0	HILLOCK, RHONDA 298 W WASHINGTON	0/00/0000	1/31/2006 100-WATER	103.78		
						103.78
95-0373-00-0	HINOJOSA, ISELA 298 W WASHINGTON	0/00/0000	1/31/2006 100-WATER	168.08		
						168.08
95-0374-00-0	HITCH, MARY 298 W WASHINGTON	0/00/0000	1/31/2006 100-WATER	40.24		
						40.24
95-0375-00-0	HITZFELD, PHYLLIS 298 W WASHINGTON	0/00/0000	1/31/2006 100-WATER	151.07		
						151.07
95-0376-00-0	HOBBS, LINDA 298 W WASHINGTON	0/00/0000	1/31/2006 100-WATER	109.77		
						109.77
95-0377-00-0	HOBBS, PORTIA 298 W WASHINGTON	0/00/0000	1/31/2006 100-WATER	142.02		
						142.02
95-0378-00-0	HOFFMAN, BRANDON 298 W WASHINGTON	0/00/0000	1/31/2006 100-WATER	306.75		
						306.75
95-0379-00-0	HOFFPAUIR, DONITA 298 W WASHINGTON	0/00/0000	1/31/2006 100-WATER	30.99		
						30.99
95-0380-00-0	HOGAN, LISA 298 W WASHINGTON	0/00/0000	1/31/2006 100-WATER	78.03		
						78.03

SEQUENCE: ACCOUNT NUMBER

ALL ACCOUNTS

WRITE OFF DATES: 0/00/0000 THRU 99/99/9999

BALANCES: NON ZERO BALANCES

Item 4.

ACCOUNT NO	NAME	LAST	BAD DEBT		
	SERVICE ADDRESS	BILL	DATE		
95-0381-00-0	HOLBROOK, CHARLES 298 W WASHINGTON	0/00/0000	1/31/2006	100-WATER	60.67
				BALANCE	60.67
95-0382-00-0	HOLMES, SHANNON 298 W WASHINGTON	0/00/0000	1/31/2006	100-WATER	94.51
				BALANCE	94.51
95-0383-00-0	HOLSTINE, CYNTHA 298 W WASHINGTON	0/00/0000	1/31/2006	100-WATER	347.07
				BALANCE	347.07
95-0384-00-0	HOPE, EDWARD 298 W WASHINGTON	0/00/0000	1/31/2006	100-WATER	76.17
				BALANCE	76.17
95-0385-00-0	HOPE, LINDA 298 W WASHINGTON	0/00/0000	1/31/2006	100-WATER	96.16
				BALANCE	96.16
95-0386-00-0	HOPPER, MANDY 298 W WASHINGTON	0/00/0000	1/31/2006	100-WATER	152.15
				BALANCE	152.15
95-0387-00-0	HORD, DARRELL 298 W WASHINGTON	0/00/0000	1/31/2006	100-WATER	74.95
				BALANCE	74.95
95-0388-00-0	HORD, J P 298 W WASHINGTON	0/00/0000	1/31/2006	100-WATER	94.30
				BALANCE	94.30
95-0389-00-0	HOUSTON, KIZZY 298 W WASHINGTON	0/00/0000	1/31/2006	100-WATER	171.37
				BALANCE	171.37
95-0390-00-0	HOUSTON, WALLACE 298 W WASHINGTON	0/00/0000	1/31/2006	100-WATER	83.24
				BALANCE	83.24
95-0391-00-0	HUNTER, TODD 298 W WASHINGTON	0/00/0000	1/31/2006	100-WATER	240.06
				BALANCE	240.06
95-0392-00-0	HURT, RENEE 298 W WASHINGTON	0/00/0000	1/31/2006	100-WATER	165.09
				BALANCE	165.09
95-0393-00-0	HUTTO, GREG 298 W WASHINGTON	0/00/0000	1/31/2006	100-WATER	8.64

SEQUENCE: ACCOUNT NUMBER

ALL ACCOUNTS

WRITE OFF DATES: 0/00/0000 THRU 99/99/9999

BALANCES: NON ZERO BALANCES

Item 4.

ACCOUNT NO	NAME	LAST	BAD DEBT				
-----	-----	-----	-----	-----	-----	-----	-----
-----	SERVICE ADDRESS	BILL	DATE				
						BALANCE	
						8.64	
95-0394-00-0	HYDEN, ELIZABETH	0/00/0000	1/31/2006	100-WATER	135.65		
	298 W WASHINGTON					BALANCE	135.65
95-0395-00-0	HYLES, TALETHA	0/00/0000	1/31/2006	100-WATER	193.11		
	298 W WASHINGTON					BALANCE	193.11
95-0396-00-0	IBARRA, LUIS	0/00/0000	1/31/2006	100-WATER	32.71		
	298 W WASHINGTON					BALANCE	32.71
95-0398-00-0	IVY, KAYLEY	0/00/0000	1/31/2006	100-WATER	73.76		
	298 W WASHINGTON					BALANCE	73.76
95-0399-00-0	JACOBS, DEAN	0/00/0000	1/31/2006	100-WATER	69.18		
	298 W WASHINGTON					BALANCE	69.18
95-0400-00-0	JAGGARS, MELINDA	0/00/0000	1/31/2006	100-WATER	62.70		
	298 W WASHINGTON					BALANCE	62.70
95-0401-00-0	JAMES, ROBERT	0/00/0000	1/31/2006	100-WATER	282.16		
	298 W WASHINGTON					BALANCE	282.16
95-0402-00-0	JEFFERY, MICHAEL	0/00/0000	1/31/2006	100-WATER	242.47		
	298 W WASHINGTON					BALANCE	242.47
95-0403-00-0	JENKINS, STEFANI	0/00/0000	1/31/2006	100-WATER	64.82		
	298 W WASHINGTON					BALANCE	64.82
95-0404-00-0	JENNINGS, ALEXIA	0/00/0000	1/31/2006	100-WATER	34.91		
	298 W WASHINGTON					BALANCE	34.91
95-0405-00-0	JENNINGS, MELODY	0/00/0000	1/31/2006	100-WATER	127.99		
	298 W WASHINGTON					BALANCE	127.99
95-0407-00-0	JESCHKE, JOHANN	0/00/0000	1/31/2006	100-WATER	86.83		
	298 W WASHINGTON					BALANCE	86.83

SEQUENCE: ACCOUNT NUMBER

ALL ACCOUNTS

WRITE OFF DATES: 0/00/0000 THRU 99/99/9999

BALANCES: NON ZERO BALANCES

Item 4.

ACCOUNT NO	NAME	LAST	BAD DEBT		
	SERVICE ADDRESS	BILL	DATE		
95-0409-00-0	JOHNSON, DIANE 298 W WASHINGTON	0/00/0000	1/31/2006 100-WATER	114.24	
					BALANCE 114.24
95-0410-00-0	JOHNSON, EDWARD 298 W WASHINGTON	0/00/0000	1/31/2006 100-WATER	201.85	
					BALANCE 201.85
95-0411-00-0	JOHNSON, JC 298 W WASHINGTON	0/00/0000	1/31/2006 100-WATER	31.11	
					BALANCE 31.11
95-0412-00-0	JOHNSON, JOHN 298 W WASHINGTON	0/00/0000	1/31/2006 100-WATER	147.53	
					BALANCE 147.53
95-0413-00-0	JOHNSON, LEO 298 W WASHINGTON	0/00/0000	1/31/2006 100-WATER	284.94	
					BALANCE 284.94
95-0414-00-0	JOHNSON, MARJORY 298 W WASHINGTON	0/00/0000	1/31/2006 100-WATER	51.62	
					BALANCE 51.62
95-0415-00-0	JONES, ANTHONY 298 W WASHINGTON	0/00/0000	1/31/2006 100-WATER	133.64	
					BALANCE 133.64
95-0416-00-0	JONES, BEATRICE 298 W WASHINGTON	0/00/0000	1/31/2006 100-WATER	81.72	
					BALANCE 81.72
95-0417-00-0	JONES, CHERYL 298 W WASHINGTON	0/00/0000	1/31/2006 100-WATER	145.13	
					BALANCE 145.13
95-0418-00-0	JONES, ELIZABETH 298 W WASHINGTON	0/00/0000	1/31/2006 100-WATER	195.45	
					BALANCE 195.45
95-0419-00-0	JONES, JAMES 298 W WASHINGTON	0/00/0000	1/31/2006 100-WATER	155.53	
					BALANCE 155.53
95-0420-00-0	JONES, KIMBERLY 298 W WASHINGTON	0/00/0000	1/31/2006 100-WATER	196.49	
					BALANCE 196.49
95-0421-00-0	JONES, MELANIE 298 W WASHINGTON	0/00/0000	1/31/2006 100-WATER	121.00	

SEQUENCE: ACCOUNT NUMBER

ALL ACCOUNTS

WRITE OFF DATES: 0/00/0000 THRU 99/99/9999

BALANCES: NON ZERO BALANCES

Item 4.

ACCOUNT NO	NAME	LAST	BAD DEBT				
-----	-----	-----	-----	-----	-----	-----	-----
-----	SERVICE ADDRESS	BILL	DATE				
						BALANCE	
						121.00	
95-0422-00-0	JONES, ROBERT	0/00/0000	1/31/2006	100-WATER	55.03		
	298 W WASHINGTON						
						BALANCE	55.03
95-0423-00-0	JONES, TRICIA	0/00/0000	1/31/2006	100-WATER	210.45		
	298 W WASHINGTON						
						BALANCE	210.45
95-0424-00-0	JONES, LEONA	0/00/0000	1/31/2006	100-WATER	22.76		
	298 W WASHINGTON						
						BALANCE	22.76
95-0425-00-0	JORGENSEN, JERRY	0/00/0000	1/31/2006	100-WATER	38.92		
	298 W WASHINGTON						
						BALANCE	38.92
95-0426-00-0	JOSEPH, ASHLEY	0/00/0000	1/31/2006	100-WATER	110.57		
	298 W WASHINGTON						
						BALANCE	110.57
95-0427-00-0	JOSEPH, PATRICIA	0/00/0000	1/31/2006	100-WATER	107.08		
	298 W WASHINGTON						
						BALANCE	107.08
95-0428-00-0	JOWERS, DELANA	0/00/0000	1/31/2006	100-WATER	133.04		
	298 W WASHINGTON						
						BALANCE	133.04
95-0429-00-0	JUAREZ, LUIS	0/00/0000	1/31/2006	100-WATER	155.78		
	298 W WASHINGTON						
						BALANCE	155.78
95-0430-00-0	JW'S #2	0/00/0000	1/31/2006	100-WATER	1,204.78		
	298 W WASHINGTON						
						BALANCE	1,204.78
95-0431-00-0	KASH, RENEE	0/00/0000	1/31/2006	100-WATER	105.24		
	298 W WASHINGTON						
						BALANCE	105.24
95-0432-00-0	KEENAN, MICHAEL	0/00/0000	1/31/2006	100-WATER	136.28		
	298 W WASHINGTON						
						BALANCE	136.28
95-0433-00-0	KENNARD, BAR	0/00/0000	1/31/2006	100-WATER	115.20		
	298 W WASHINGTON						
						BALANCE	115.20

SEQUENCE: ACCOUNT NUMBER

ALL ACCOUNTS

WRITE OFF DATES: 0/00/0000 THRU 99/99/9999

BALANCES: NON ZERO BALANCES

Item 4.

ACCOUNT NO	NAME	LAST	BAD DEBT		
	SERVICE ADDRESS	BILL	DATE		
95-0434-00-0	KETTLE RESTAURANT 298 W WASHINGTON	0/00/0000	1/31/2006 100-WATER	932.21	
					BALANCE 932.21
95-0435-00-0	KILGORE, MICHAEL 298 W WASHINGTON	0/00/0000	1/31/2006 100-WATER	42.38	
					BALANCE 42.38
95-0436-00-0	KILLION, RON 298 W WASHINGTON	0/00/0000	1/31/2006 100-WATER	14.27	
					BALANCE 14.27
95-0437-00-0	KINZLER, KATIE 298 W WASHINGTON	0/00/0000	1/31/2006 100-WATER	118.66	
					BALANCE 118.66
95-0438-00-0	KIRKLAND, JOHNNY 298 W WASHINGTON	0/00/0000	1/31/2006 100-WATER	25.67	
					BALANCE 25.67
95-0440-00-0	KITTERMAN, ROSIE 298 W WASHINGTON	0/00/0000	1/31/2006 100-WATER	220.65	
					BALANCE 220.65
95-0441-00-0	LAING, TRACEY 298 W WASHINGTON	0/00/0000	1/31/2006 100-WATER	34.95	
					BALANCE 34.95
95-0442-00-0	LANCASTER, RANDY 298 W WASHINGTON	0/00/0000	1/31/2006 100-WATER	47.19	
					BALANCE 47.19
95-0443-00-0	LANE, TIM 298 W WASHINGTON	0/00/0000	1/31/2006 100-WATER	153.14	
					BALANCE 153.14
95-0444-00-0	LANG, DEMOND 298 W WASHINGTON	0/00/0000	1/31/2006 100-WATER	51.95	
					BALANCE 51.95
95-0445-00-0	LANIER, CHARLES 298 W WASHINGTON	0/00/0000	1/31/2006 100-WATER	82.05	
					BALANCE 82.05
95-0446-00-0	LANKARD, CLIFFORD 298 W WASHINGTON	0/00/0000	1/31/2006 100-WATER	149.29	
					BALANCE 149.29
95-0447-00-0	LANKARD, GLADYS 298 W WASHINGTON	0/00/0000	1/31/2006 100-WATER	104.49	

SEQUENCE: ACCOUNT NUMBER

ALL ACCOUNTS

WRITE OFF DATES: 0/00/0000 THRU 99/99/9999

BALANCES: NON ZERO BALANCES

Item 4.

ACCOUNT NO	NAME	LAST	BAD DEBT			
----	-----	----	----	----	----	----
	SERVICE ADDRESS	BILL	DATE			BALANCE
						104.49
95-0448-00-0	LARANCA, CHRIS	0/00/0000	1/31/2006	100-WATER	98.15	
	298 W WASHINGTON					BALANCE 98.15
95-0449-00-0	LARIOS, PEDRO	0/00/0000	1/31/2006	100-WATER	82.45	
	298 W WASHINGTON					BALANCE 82.45
95-0450-00-0	LAVEN, LORING	0/00/0000	1/31/2006	100-WATER	78.08	
	298 W WASHINGTON					BALANCE 78.08
95-0452-00-0	LAZZARO, NICK	0/00/0000	1/31/2006	100-WATER	88.74	
	298 W WASHINGTON					BALANCE 88.74
95-0453-00-0	LEATHERWOOD, MIKE	0/00/0000	1/31/2006	100-WATER	121.02	
	298 W WASHINGTON					BALANCE 121.02
95-0456-00-0	LEROY, MIMI	0/00/0000	1/31/2006	100-WATER	49.82	
	298 W WASHINGTON					BALANCE 49.82
95-0458-00-0	LEWIS, DAVE	0/00/0000	1/31/2006	100-WATER	130.50	
	298 W WASHINGTON					BALANCE 130.50
95-0459-00-0	LEWIS, FRANKLIN JR	0/00/0000	1/31/2006	100-WATER	60.36	
	298 W WASHINGTON					BALANCE 60.36
95-0460-00-0	LEWIS, MARY	0/00/0000	1/31/2006	100-WATER	149.73	
	298 W WASHINGTON					BALANCE 149.73
95-0461-00-0	LINDLEY, JEFF	0/00/0000	1/31/2006	100-WATER	31.18	
	298 W WASHINGTON					BALANCE 31.18
95-0462-00-0	LINDSEY, ASHLEY	0/00/0000	1/31/2006	100-WATER	55.56	
	298 W WASHINGTON					BALANCE 55.56
95-0464-00-0	LINDSEY, MARSHA	0/00/0000	1/31/2006	100-WATER	23.16	
	298 W WASHINGTON					BALANCE 23.16

SEQUENCE: ACCOUNT NUMBER

ALL ACCOUNTS

WRITE OFF DATES: 0/00/0000 THRU 99/99/9999

BALANCES: NON ZERO BALANCES

Item 4.

ACCOUNT NO	NAME	LAST	BAD DEBT		
	SERVICE ADDRESS	BILL	DATE		
95-0465-00-0	LOCKE, DENISE 298 W WASHINGTON	0/00/0000	1/31/2006	100-WATER	119.05
					BALANCE 119.05
95-0466-00-0	LONG, MARK 298 W WASHINGTON	0/00/0000	1/31/2006	100-WATER	32.33
					BALANCE 32.33
95-0467-00-0	LOVE, JANE 298 W WASHINGTON	0/00/0000	1/31/2006	100-WATER	82.96
					BALANCE 82.96
95-0468-00-0	LOVERLACE, COURTNEY 298 W WASHINGTON	0/00/0000	1/31/2006	100-WATER	119.36
					BALANCE 119.36
95-0469-00-0	LOWRY, MELTON 298 W WASHINGTON	0/00/0000	1/31/2006	100-WATER	130.68
					BALANCE 130.68
95-0470-00-0	LOYD, SHANE 298 W WASHINGTON	0/00/0000	1/31/2006	100-WATER	71.76
					BALANCE 71.76
95-0471-00-0	LUCAS, DODI 298 W WASHINGTON	0/00/0000	1/31/2006	100-WATER	104.41
					BALANCE 104.41
95-0473-00-0	LUNA, EFREN 298 W WASHINGTON	0/00/0000	1/31/2006	100-WATER	120.33
					BALANCE 120.33
95-0474-00-0	LUNA, JESSE 298 W WASHINGTON	0/00/0000	1/31/2006	100-WATER	134.67
					BALANCE 134.67
95-0475-00-0	LUNA, ROMAN 298 W WASHINGTON	0/00/0000	1/31/2006	100-WATER	56.90
					BALANCE 56.90
95-0476-00-0	MADDOX, CODY 298 W WASHINGTON	0/00/0000	1/31/2006	100-WATER	50.08
					BALANCE 50.08
95-0477-00-0	MADISON, STEVE 298 W WASHINGTON	0/00/0000	1/31/2006	100-WATER	262.49
					BALANCE 262.49
95-0478-00-0	MADRUGA, DONNA 298 W WASHINGTON	0/00/0000	1/31/2006	100-WATER	159.97

SEQUENCE: ACCOUNT NUMBER

ALL ACCOUNTS

WRITE OFF DATES: 0/00/0000 THRU 99/99/9999

BALANCES: NON ZERO BALANCES

Item 4.

ACCOUNT NO	NAME	LAST	BAD DEBT				
	SERVICE ADDRESS	BILL	DATE				
						BALANCE	159.97
95-0479-00-0	MADRUGA, JOE	0/00/0000	1/31/2006	100-WATER	94.89		
	298 W WASHINGTON					BALANCE	94.89
95-0480-00-0	MALDONADO, ROBERT	0/00/0000	1/31/2006	100-WATER	78.93		
	298 W WASHINGTON					BALANCE	78.93
95-0481-00-0	MANTZ, KAROLINE	0/00/0000	1/31/2006	100-WATER	60.15		
	298 W WASHINGTON					BALANCE	60.15
95-0482-00-0	MARCOOT, JANA LYNN	0/00/0000	1/31/2006	100-WATER	89.05		
	298 W WASHINGTON					BALANCE	89.05
95-0483-00-0	MARCOTTE, TERESA	0/00/0000	1/31/2006	100-WATER	270.03		
	298 W WASHINGTON					BALANCE	270.03
95-0484-00-0	MARCUS, ROBERT	0/00/0000	1/31/2006	100-WATER	111.57		
	298 W WASHINGTON					BALANCE	111.57
95-0485-00-0	MARRUFO, HOMBERTO	0/00/0000	1/31/2006	100-WATER	49.29		
	298 W WASHINGTON					BALANCE	49.29
95-0486-00-0	MARTINEZ, ARTHUR	0/00/0000	1/31/2006	100-WATER	37.70		
	298 W WASHINGTON					BALANCE	37.70
95-0487-00-0	MARTIN, ANNABETH	0/00/0000	1/31/2006	100-WATER	26.21		
	298 W WASHINGTON					BALANCE	26.21
95-0488-00-0	MARTINEZ, CARLOS	0/00/0000	1/31/2006	100-WATER	126.29		
	298 W WASHINGTON					BALANCE	126.29
95-0489-00-0	MARTIN, LARRY	0/00/0000	1/31/2006	100-WATER	88.27		
	298 W WASHINGTON					BALANCE	88.27
95-0490-00-0	MARTINEZ, MANUEL	0/00/0000	1/31/2006	100-WATER	93.94		
	298 W WASHINGTON					BALANCE	93.94

SEQUENCE: ACCOUNT NUMBER

ALL ACCOUNTS

WRITE OFF DATES: 0/00/0000 THRU 99/99/9999

BALANCES: NON ZERO BALANCES

Item 4.

ACCOUNT NO	NAME	LAST	BAD DEBT		
	SERVICE ADDRESS	BILL	DATE		
95-0491-00-0	MARTINEZ, MARGIE 298 W WASHINGTON	0/00/0000	1/31/2006 100-WATER	47.88	
					BALANCE 47.88
95-0492-00-0	MARTIN, RANDY 298 W WASHINGTON	0/00/0000	1/31/2006 100-WATER	71.91	
					BALANCE 71.91
95-0493-00-0	MARTIN, STEVE 298 W WASHINGTON	0/00/0000	1/31/2006 100-WATER	43.24	
					BALANCE 43.24
95-0494-00-0	MASON, HOPE 298 W WASHINGTON	0/00/0000	1/31/2006 100-WATER	24.03	
					BALANCE 24.03
95-0495-00-0	MATHIS, MIKE 298 W WASHINGTON	0/00/0000	1/31/2006 100-WATER	106.20	
					BALANCE 106.20
95-0496-00-0	MAUS, STEVE 298 W WASHINGTON	0/00/0000	1/31/2006 100-WATER	132.55	
					BALANCE 132.55
95-0497-00-0	MASCORRO, BERTHIA 298 W WASHINGTON	0/00/0000	1/31/2006 100-WATER	58.39	
					BALANCE 58.39
95-0498-00-0	MAYHAR, ANGEL 298 W WASHINGTON	0/00/0000	1/31/2006 100-WATER	6.80	
					BALANCE 6.80
95-0499-00-0	MCCALLISTER, LELA 298 W WASHINGTON	0/00/0000	1/31/2006 100-WATER	47.90	
					BALANCE 47.90
95-0501-00-0	MCCARTNEY, JOE 298 W WASHINGTON	0/00/0000	1/31/2006 100-WATER	134.11	
					BALANCE 134.11
95-0502-00-0	MCCARTNEY, JAMES 298 W WASHINGTON	0/00/0000	1/31/2006 100-WATER	253.66	
					BALANCE 253.66
95-0503-00-0	MCCARTY, SHANNON 298 W WASHINGTON	0/00/0000	1/31/2006 100-WATER	103.77	
					BALANCE 103.77
95-0504-00-0	MCCORMICK, COY 298 W WASHINGTON	0/00/0000	1/31/2006 100-WATER	91.57	

SEQUENCE: ACCOUNT NUMBER

ALL ACCOUNTS

WRITE OFF DATES: 0/00/0000 THRU 99/99/9999

BALANCES: NON ZERO BALANCES

Item 4.

ACCOUNT NO	NAME	LAST	BAD DEBT				
-----	-----	-----	-----	-----	-----	-----	-----
-----	SERVICE ADDRESS	BILL	DATE				
						BALANCE	91.57
95-0505-00-0	MCCORMICK, HONDA	0/00/0000	1/31/2006	100-WATER	33.50		
	298 W WASHINGTON					BALANCE	33.50
95-0506-00-0	MCDONALD, MISTY	0/00/0000	1/31/2006	100-WATER	36.38		
	298 W WASHINGTON					BALANCE	36.38
95-0507-00-0	MCDONALD, MAZELLE	0/00/0000	1/31/2006	100-WATER	95.70		
	298 W WASHINGTON					BALANCE	95.70
95-0508-00-0	MCMINN, BILLY	0/00/0000	1/31/2006	100-WATER	157.79		
	298 W WASHINGTON					BALANCE	157.79
95-0509-00-0	MCMURRY, EDWIN	0/00/0000	1/31/2006	100-WATER	62.20		
	298 W WASHINGTON					BALANCE	62.20
95-0510-00-0	MEADOWS, BONNIE	0/00/0000	1/31/2006	100-WATER	123.59		
	298 W WASHINGTON					BALANCE	123.59
95-0511-00-0	MEADOR, KARIN	0/00/0000	1/31/2006	100-WATER	49.41		
	298 W WASHINGTON					BALANCE	49.41
95-0512-00-0	MEDLOCK, SCOTT	0/00/0000	1/31/2006	100-WATER	61.95		
	298 W WASHINGTON					BALANCE	61.95
95-0513-00-0	MEJIA, MEREDITH	0/00/0000	1/31/2006	100-WATER	127.88		
	298 W WASHINGTON					BALANCE	127.88
95-0515-00-0	MID CITY SUZUKI	0/00/0000	1/31/2006	100-WATER	27.13		
	298 W WASHINGTON					BALANCE	27.13
95-0516-00-0	MILLER, BOBBY	0/00/0000	1/31/2006	100-WATER	271.56		
	298 W WASHINGTON					BALANCE	271.56
95-0517-00-0	MILLER, SHYLIA	0/00/0000	1/31/2006	100-WATER	87.70		
	298 W WASHINGTON					BALANCE	87.70

SEQUENCE: ACCOUNT NUMBER

ALL ACCOUNTS

WRITE OFF DATES: 0/00/0000 THRU 99/99/9999

BALANCES: NON ZERO BALANCES

Item 4.

ACCOUNT NO	NAME	LAST	BAD DEBT		
	SERVICE ADDRESS	BILL	DATE		
95-0518-00-0	MILLER, ROBERT 298 W WASHINGTON	0/00/0000	1/31/2006	100-WATER	6.19
				BALANCE	6.19
95-0519-00-0	MOHR, KRISTINE 298 W WASHINGTON	0/00/0000	1/31/2006	100-WATER	96.47
				BALANCE	96.47
95-0520-00-0	MONREAL, ALFREDO 298 W WASHINGTON	0/00/0000	1/31/2006	100-WATER	145.73
				BALANCE	145.73
95-0521-00-0	MONTESDEOCA, PASCUAL 298 W WASHINGTON	0/00/0000	1/31/2006	100-WATER	203.59
				BALANCE	203.59
95-0522-00-0	MONTFORT, KENNETH 298 W WASHINGTON	0/00/0000	1/31/2006	100-WATER	73.29
				BALANCE	73.29
95-0523-00-0	MONTGOMERY, RALPHINE 298 W WASHINGTON	0/00/0000	1/31/2006	100-WATER	27.13
				BALANCE	27.13
95-0524-00-0	MOODY, KATHLEEN 298 W WASHINGTON	0/00/0000	1/31/2006	100-WATER	290.36
				BALANCE	290.36
95-0525-00-0	MOORHEAD, LARRY 298 W WASHINGTON	0/00/0000	1/31/2006	100-WATER	164.41
				BALANCE	164.41
95-0526-00-0	MORENO, JUAN 298 W WASHINGTON	0/00/0000	1/31/2006	100-WATER	238.68
				BALANCE	238.68
95-0527-00-0	MORGAN ELECTRIC 298 W WASHINGTON	0/00/0000	1/31/2006	100-WATER	462.31
				BALANCE	462.31
95-0528-00-0	MORRIS, KIM 298 W WASHINGTON	0/00/0000	1/31/2006	100-WATER	45.22
				BALANCE	45.22
95-0529-00-0	MORUA, CATINA 298 W WASHINGTON	0/00/0000	1/31/2006	100-WATER	67.99
				BALANCE	67.99
95-0530-00-0	MOSHER, TOMMY 298 W WASHINGTON	0/00/0000	1/31/2006	100-WATER	106.85

SEQUENCE: ACCOUNT NUMBER

ALL ACCOUNTS

WRITE OFF DATES: 0/00/0000 THRU 99/99/9999

BALANCES: NON ZERO BALANCES

Item 4.

ACCOUNT NO	NAME	LAST	BAD DEBT				
	SERVICE ADDRESS	BILL	DATE				BALANCE
							106.85
95-0531-00-0	MOSLEY, BERNICE 298 W WASHINGTON	0/00/0000	1/31/2006	100-WATER	84.60		
							84.60
95-0532-00-0	MOSLEY, RUBY 298 W WASHINGTON	0/00/0000	1/31/2006	100-WATER	378.38		
							378.38
95-0533-00-0	MOUNCE, JESSE 298 W WASHINGTON	0/00/0000	1/31/2006	100-WATER	129.04		
							129.04
95-0534-00-0	MT'S 298 W WASHINGTON	0/00/0000	1/31/2006	100-WATER	166.95		
							166.95
95-0535-00-0	MURDOCK, KEVIN 298 W WASHINGTON	0/00/0000	1/31/2006	100-WATER	87.49		
							87.49
95-0536-00-0	MURPHY, BARBARA 298 W WASHINGTON	0/00/0000	1/31/2006	100-WATER	128.34		
							128.34
95-0537-00-0	MUSIC, BARBARA 298 W WASHINGTON	0/00/0000	1/31/2006	100-WATER	157.88		
							157.88
95-0539-00-0	NAJERA, CENON 298 W WASHINGTON	0/00/0000	1/31/2006	100-WATER	158.86		
							158.86
95-0540-00-0	NEAL, BRAIN 298 W WASHINGTON	0/00/0000	1/31/2006	100-WATER	63.25		
							63.25
95-0541-00-0	NEEDHAM, JANETTE 298 W WASHINGTON	0/00/0000	1/31/2006	100-WATER	101.17		
							101.17
95-0542-00-0	NEGRON, JOSE 298 W WASHINGTON	0/00/0000	1/31/2006	100-WATER	81.64		
							81.64
95-0543-00-0	NELSON, CHERYL 298 W WASHINGTON	0/00/0000	1/31/2006	100-WATER	262.53		
							262.53

SEQUENCE: ACCOUNT NUMBER

ALL ACCOUNTS

WRITE OFF DATES: 0/00/0000 THRU 99/99/9999

BALANCES: NON ZERO BALANCES

Item 4.

ACCOUNT NO	NAME	LAST	BAD DEBT		
	SERVICE ADDRESS	BILL	DATE		
95-0544-00-0	NELSON, DONNA 298 W WASHINGTON	0/00/0000	1/31/2006	100-WATER	43.74
					BALANCE 43.74
95-0545-00-0	NERIO, DANIEL 298 W WASHINGTON	0/00/0000	1/31/2006	100-WATER	27.87
					BALANCE 27.87
95-0546-00-0	NESBITT, JEFF 298 W WASHINGTON	0/00/0000	1/31/2006	100-WATER	192.43
					BALANCE 192.43
95-0547-00-0	NEVAREZ, EUSTACIO 298 W WASHINGTON	0/00/0000	1/31/2006	100-WATER	99.65
					BALANCE 99.65
95-0548-00-0	NEW, MICHELE 298 W WASHINGTON	0/00/0000	1/31/2006	100-WATER	17.42
					BALANCE 17.42
95-0549-00-0	NEW FRONTIER FINANCIAL 298 W WASHINGTON	0/00/0000	1/31/2006	100-WATER	111.56
					BALANCE 111.56
95-0550-00-0	NICOLL, KEVIN 298 W WASHINGTON	0/00/0000	1/31/2006	100-WATER	246.21
					BALANCE 246.21
95-0553-00-0	NOLES, BRIAN 298 W WASHINGTON	0/00/0000	1/31/2006	100-WATER	144.26
					BALANCE 144.26
95-0554-00-0	NORDSTROM, MICHAEL 298 W WASHINGTON	0/00/0000	1/31/2006	100-WATER	148.49
					BALANCE 148.49
95-0556-00-0	NORRIS, TRAVIS 298 W WASHINGTON	0/00/0000	1/31/2006	100-WATER	20.33
					BALANCE 20.33
95-0557-00-0	NORRIS, TOM 298 W WASHINGTON	0/00/0000	1/31/2006	100-WATER	34.96
					BALANCE 34.96
95-0558-00-0	NORWOOD, SCOTT 298 W WASHINGTON	0/00/0000	1/31/2006	100-WATER	103.39
					BALANCE 103.39
95-0559-00-0	NUCKOLS, EARLENE 298 W WASHINGTON	0/00/0000	1/31/2006	100-WATER	76.51

SEQUENCE: ACCOUNT NUMBER

ALL ACCOUNTS

WRITE OFF DATES: 0/00/0000 THRU 99/99/9999

BALANCES: NON ZERO BALANCES

Item 4.

ACCOUNT NO	NAME	LAST	BAD DEBT		
	SERVICE ADDRESS	BILL	DATE		
				BALANCE	
95-0560-00-0	O'BANNON, DUSTIN 298 W WASHINGTON	0/00/0000	1/31/2006 100-WATER	37.44	76.51
				BALANCE	37.44
95-0561-00-0	O'NEAL, MIKE 298 W WASHINGTON	0/00/0000	1/31/2006 100-WATER	84.54	84.54
				BALANCE	84.54
95-0562-00-0	ODELL, KEVIN 298 W WASHINGTON	0/00/0000	1/31/2006 100-WATER	60.78	60.78
				BALANCE	60.78
95-0563-00-0	OFFICE MART 298 W WASHINGTON	0/00/0000	1/31/2006 100-WATER	65.86	65.86
				BALANCE	65.86
95-0564-00-0	OGLE, MIKE 298 W WASHINGTON	0/00/0000	1/31/2006 100-WATER	329.67	329.67
				BALANCE	329.67
95-0565-00-0	OLSON, JEREMY 298 W WASHINGTON	0/00/0000	1/31/2006 100-WATER	129.48	129.48
				BALANCE	129.48
95-0567-00-0	OVERBEY, W B 298 W WASHINGTON	0/00/0000	1/31/2006 100-WATER	217.78	217.78
				BALANCE	217.78
95-0568-00-0	PACK, AMY 298 W WASHINGTON	0/00/0000	1/31/2006 100-WATER	15.81	15.81
				BALANCE	15.81
95-0569-00-0	PACK, BARRY 298 W WASHINGTON	0/00/0000	1/31/2006 100-WATER	167.65	167.65
				BALANCE	167.65
95-0570-00-0	PACK, CR 298 W WASHINGTON	0/00/0000	1/31/2006 100-WATER	19.17	19.17
				BALANCE	19.17
95-0571-00-0	PACK, GEORGE 298 W WASHINGTON	0/00/0000	1/31/2006 100-WATER	61.60	61.60
				BALANCE	61.60
95-0572-00-0	PACK, TRENT 298 W WASHINGTON	0/00/0000	1/31/2006 100-WATER	31.54	31.54
				BALANCE	31.54

SEQUENCE: ACCOUNT NUMBER

ALL ACCOUNTS

WRITE OFF DATES: 0/00/0000 THRU 99/99/9999

BALANCES: NON ZERO BALANCES

Item 4.

ACCOUNT NO	NAME	LAST	BAD DEBT		
	SERVICE ADDRESS	BILL	DATE		
95-0573-00-0	PAFFORD, REGINA 298 W WASHINGTON	0/00/0000	1/31/2006	100-WATER	80.39
					BALANCE 80.39
95-0574-00-0	PARHAM, BRENT 298 W WASHINGTON	0/00/0000	1/31/2006	100-WATER	107.14
					BALANCE 107.14
95-0575-00-0	PARKER, TINA 298 W WASHINGTON	0/00/0000	1/31/2006	100-WATER	22.63
					BALANCE 22.63
95-0578-00-0	PARRACK, RICK 298 W WASHINGTON	0/00/0000	1/31/2006	100-WATER	258.22
					BALANCE 258.22
95-0579-00-0	PARRA, TRACY 298 W WASHINGTON	0/00/0000	1/31/2006	100-WATER	136.11
					BALANCE 136.11
95-0580-00-0	PASCHAL, CATHI 298 W WASHINGTON	0/00/0000	1/31/2006	100-WATER	68.39
					BALANCE 68.39
95-0581-00-0	PAWVLIC, BILLIE 298 W WASHINGTON	0/00/0000	1/31/2006	100-WATER	53.34
					BALANCE 53.34
95-0582-00-0	PAYNE, MARVIN 298 W WASHINGTON	0/00/0000	1/31/2006	100-WATER	139.21
					BALANCE 139.21
95-0583-00-0	PENDERY, HELEN 298 W WASHINGTON	0/00/0000	1/31/2006	100-WATER	58.27
					BALANCE 58.27
95-0584-00-0	PERDUE, RITA 298 W WASHINGTON	0/00/0000	1/31/2006	100-WATER	81.72
					BALANCE 81.72
95-0585-00-0	PEREZ, LISA 298 W WASHINGTON	0/00/0000	1/31/2006	100-WATER	103.84
					BALANCE 103.84
95-0586-00-0	PEREZ, MIGUEL 298 W WASHINGTON	0/00/0000	1/31/2006	100-WATER	116.14
					BALANCE 116.14
95-0587-00-0	PEREZ, MARY 298 W WASHINGTON	0/00/0000	1/31/2006	100-WATER	105.60

SEQUENCE: ACCOUNT NUMBER

ALL ACCOUNTS

WRITE OFF DATES: 0/00/0000 THRU 99/99/9999

BALANCES: NON ZERO BALANCES

Item 4.

ACCOUNT NO	NAME	LAST	BAD DEBT		
	SERVICE ADDRESS	BILL	DATE		
				BALANCE	105.60
95-0588-00-0	PERGESON, EVANGELINE	0/00/0000	1/31/2006 100-WATER	184.04	
	298 W WASHINGTON			BALANCE	184.04
95-0589-00-0	MCDONALD, PATTY	0/00/0000	1/31/2006 100-WATER	92.58	
	298 W WASHINGTON			BALANCE	92.58
95-0590-00-0	PHELPS, KELLY	0/00/0000	1/31/2006 100-WATER	46.07	
	298 W WASHINGTON			BALANCE	46.07
95-0591-00-0	PHILLIPS, ROBERT	0/00/0000	1/31/2006 100-WATER	90.45	
	298 W WASHINGTON			BALANCE	90.45
95-0592-00-0	PIERSON, KEN	0/00/0000	1/31/2006 100-WATER	161.92	
	298 W WASHINGTON			BALANCE	161.92
95-0593-00-0	PIRKLE, BRENT	0/00/0000	1/31/2006 100-WATER	17.01	
	298 W WASHINGTON			BALANCE	17.01
95-0594-00-0	PITTMAN, MILTON	0/00/0000	1/31/2006 100-WATER	129.33	
	298 W WASHINGTON			BALANCE	129.33
95-0595-00-0	POEN, DENA	0/00/0000	1/31/2006 100-WATER	68.95	
	298 W WASHINGTON			BALANCE	68.95
95-0596-00-0	POLK, LULYNN	0/00/0000	1/31/2006 100-WATER	75.81	
	298 W WASHINGTON			BALANCE	75.81
95-0597-00-0	POLLOCK, D E	0/00/0000	1/31/2006 100-WATER	88.82	
	298 W WASHINGTON			BALANCE	88.82
95-0598-00-0	POLSTON, SHIRLEY	0/00/0000	1/31/2006 100-WATER	67.71	
	298 W WASHINGTON			BALANCE	67.71
95-0599-00-0	POOLE, DEBRA	0/00/0000	1/31/2006 100-WATER	21.44	
	298 W WASHINGTON			BALANCE	21.44

SEQUENCE: ACCOUNT NUMBER

ALL ACCOUNTS

WRITE OFF DATES: 0/00/0000 THRU 99/99/9999

BALANCES: NON ZERO BALANCES

Item 4.

ACCOUNT NO	NAME	LAST	BAD DEBT		
	SERVICE ADDRESS	BILL	DATE		
95-0600-00-0	PRATT, JARED 298 W WASHINGTON	0/00/0000	1/31/2006	100-WATER	112.07
				BALANCE	112.07
95-0601-00-0	PRECISION REPAIRS 298 W WASHINGTON	0/00/0000	1/31/2006	100-WATER	108.28
				BALANCE	108.28
95-0602-00-0	PRICE, JENNIFER 298 W WASHINGTON	0/00/0000	1/31/2006	100-WATER	93.72
				BALANCE	93.72
95-0603-00-0	PRICE, KACY 298 W WASHINGTON	0/00/0000	1/31/2006	100-WATER	79.21
				BALANCE	79.21
95-0604-00-0	PRICE, TONYA 298 W WASHINGTON	0/00/0000	1/31/2006	100-WATER	91.95
				BALANCE	91.95
95-0605-00-0	PRIER, ANN 298 W WASHINGTON	0/00/0000	1/31/2006	100-WATER	37.34
				BALANCE	37.34
95-0606-00-0	PRIETO, BRANDY 298 W WASHINGTON	0/00/0000	1/31/2006	100-WATER	32.44
				BALANCE	32.44
95-0607-00-0	PRYOR, LINDA 298 W WASHINGTON	0/00/0000	1/31/2006	100-WATER	100.13
				BALANCE	100.13
95-0608-00-0	RABUN, DEBRA 298 W WASHINGTON	0/00/0000	1/31/2006	100-WATER	90.12
				BALANCE	90.12
95-0609-00-0	RABUN, JENNIFER 298 W WASHINGTON	0/00/0000	1/31/2006	100-WATER	6.69
				BALANCE	6.69
95-0610-00-0	RAMOS, JOE JR 298 W WASHINGTON	0/00/0000	1/31/2006	100-WATER	436.67
				BALANCE	436.67
95-0611-00-0	RAMOS, MARTIN 298 W WASHINGTON	0/00/0000	1/31/2006	100-WATER	169.15
				BALANCE	169.15
95-0612-00-0	RAMSEY, MARTHA 298 W WASHINGTON	0/00/0000	1/31/2006	100-WATER	57.86

SEQUENCE: ACCOUNT NUMBER

ALL ACCOUNTS

WRITE OFF DATES: 0/00/0000 THRU 99/99/9999

BALANCES: NON ZERO BALANCES

Item 4.

ACCOUNT NO	NAME	LAST	BAD DEBT				
	SERVICE ADDRESS	BILL	DATE				
						BALANCE	57.86
95-0613-00-0	RASBERRY, DONNA 298 W WASHINGTON	0/00/0000	1/31/2006	100-WATER	47.58		
						BALANCE	47.58
95-0614-00-0	RAY, BILLY JACK 298 W WASHINGTON	0/00/0000	1/31/2006	100-WATER	204.42		
						BALANCE	204.42
95-0615-00-0	RAY, DENISE 298 W WASHINGTON	0/00/0000	1/31/2006	100-WATER	39.98		
						BALANCE	39.98
95-0616-00-0	REED, WILLIAM 298 W WASHINGTON	0/00/0000	1/31/2006	100-WATER	123.16		
						BALANCE	123.16
95-0617-00-0	REESE, HARRY 298 W WASHINGTON	0/00/0000	1/31/2006	100-WATER	163.26		
						BALANCE	163.26
95-0618-00-0	REEVES, AMY 298 W WASHINGTON	0/00/0000	1/31/2006	100-WATER	85.09		
						BALANCE	85.09
95-0619-00-0	RELIANCE HEALTH CARE OF TX 298 W WASHINGTON	0/00/0000	1/31/2006	100-WATER	885.48		
						BALANCE	885.48
95-0620-00-0	RENTERIA, JESSE 298 W WASHINGTON	0/00/0000	1/31/2006	100-WATER	199.67		
						BALANCE	199.67
95-0621-00-0	RENTERIA, RONNIE 298 W WASHINGTON	0/00/0000	1/31/2006	100-WATER	164.56		
						BALANCE	164.56
95-0622-00-0	REYES, SYLVESTER 298 W WASHINGTON	0/00/0000	1/31/2006	100-WATER	64.34		
						BALANCE	64.34
95-0623-00-0	REYNA, CRISPIN 298 W WASHINGTON	0/00/0000	1/31/2006	100-WATER	60.48		
						BALANCE	60.48
95-0624-00-0	REYNA, VIRGINIA 298 W WASHINGTON	0/00/0000	1/31/2006	100-WATER	118.76		
						BALANCE	118.76

SEQUENCE: ACCOUNT NUMBER

ALL ACCOUNTS

WRITE OFF DATES: 0/00/0000 THRU 99/99/9999

BALANCES: NON ZERO BALANCES

Item 4.

ACCOUNT NO	NAME	LAST	BAD DEBT		
	SERVICE ADDRESS	BILL	DATE		
95-0625-00-0	RHUDE, TAMMY 298 W WASHINGTON	0/00/0000	1/31/2006	100-WATER	107.22
					BALANCE 107.22
95-0626-00-0	RIB I.N. 298 W WASHINGTON	0/00/0000	1/31/2006	100-WATER	67.77
					BALANCE 67.77
95-0628-00-0	RILEY, JESSICA 298 W WASHINGTON	0/00/0000	1/31/2006	100-WATER	105.84
					BALANCE 105.84
95-0629-00-0	ROBERTS, JIMMY 298 W WASHINGTON	0/00/0000	1/31/2006	100-WATER	175.38
					BALANCE 175.38
95-0630-00-0	ROBINSON, JASON 298 W WASHINGTON	0/00/0000	1/31/2006	100-WATER	108.40
					BALANCE 108.40
95-0631-00-0	ROBINSON, LORI 298 W WASHINGTON	0/00/0000	1/31/2006	100-WATER	95.63
					BALANCE 95.63
95-0632-00-0	ROBISON, CARL 298 W WASHINGTON	0/00/0000	1/31/2006	100-WATER	44.58
					BALANCE 44.58
95-0633-00-0	ROBISON, PATRICIA 298 W WASHINGTON	0/00/0000	1/31/2006	100-WATER	196.88
					BALANCE 196.88
95-0634-00-0	ROBLES, ERNEST 298 W WASHINGTON	0/00/0000	1/31/2006	100-WATER	68.59
					BALANCE 68.59
95-0635-00-0	RODEO BAR ROOM 298 W WASHINGTON	0/00/0000	1/31/2006	100-WATER	332.58
					BALANCE 332.58
95-0636-00-0	RODRIGUEZ, ANTHONY 298 W WASHINGTON	0/00/0000	1/31/2006	100-WATER	248.41
					BALANCE 248.41
95-0637-00-0	RODRIGUEZ, CARMEN 298 W WASHINGTON	0/00/0000	1/31/2006	100-WATER	151.23
					BALANCE 151.23
95-0638-00-0	RODRIGUEZ, CECIL 298 W WASHINGTON	0/00/0000	1/31/2006	100-WATER	50.38

SEQUENCE: ACCOUNT NUMBER

ALL ACCOUNTS

WRITE OFF DATES: 0/00/0000 THRU 99/99/9999

BALANCES: NON ZERO BALANCES

Item 4.

ACCOUNT NO	NAME	LAST	BAD DEBT		
-----	-----				
----	SERVICE ADDRESS	BILL	DATE		
				BALANCE	
				50.38	
95-0639-00-0	RODRIGUEZ, MARY	0/00/0000	1/31/2006 100-WATER	104.61	
	298 W WASHINGTON				
				BALANCE	104.61
95-0640-00-0	RODRIGUEZ, SILVIA	0/00/0000	1/31/2006 100-WATER	51.34	
	298 W WASHINGTON				
				BALANCE	51.34
95-0641-00-0	ROJAS, ARTURO	0/00/0000	1/31/2006 100-WATER	225.78	
	298 W WASHINGTON				
				BALANCE	225.78
95-0642-00-0	ROLEN, LEWIS	0/00/0000	1/31/2006 100-WATER	156.49	
	298 W WASHINGTON				
				BALANCE	156.49
95-0643-00-0	ROMERO, JUANITA	0/00/0000	1/31/2006 100-WATER	108.22	
	298 W WASHINGTON				
				BALANCE	108.22
95-0644-00-0	RON KILLTON SPRINKLER	0/00/0000	1/31/2006 100-WATER	21.09	
	298 W WASHINGTON				
				BALANCE	21.09
95-0645-00-0	RODRIGUEZ, LINA	0/00/0000	1/31/2006 100-WATER	32.70	
	298 W WASHINGTON				
				BALANCE	32.70
95-0647-00-0	ROSENBAUM, RICHARD	0/00/0000	1/31/2006 100-WATER	67.11	
	298 W WASHINGTON				
				BALANCE	67.11
95-0649-00-0	RUIZ, AMELIA	0/00/0000	1/31/2006 100-WATER	163.83	
	298 W WASHINGTON				
				BALANCE	163.83
95-0651-00-0	RUST, VERNON	0/00/0000	1/31/2006 100-WATER	151.40	
	298 W WASHINGTON				
				BALANCE	151.40
95-0652-00-0	RUTHARDT, SCOTT	0/00/0000	1/31/2006 100-WATER	112.92	
	298 W WASHINGTON				
				BALANCE	112.92
95-0653-00-0	SALAZAR, JOSE	0/00/0000	1/31/2006 100-WATER	148.22	
	298 W WASHINGTON				
				BALANCE	148.22

SEQUENCE: ACCOUNT NUMBER

ALL ACCOUNTS

WRITE OFF DATES: 0/00/0000 THRU 99/99/9999

BALANCES: NON ZERO BALANCES

Item 4.

ACCOUNT NO	NAME	LAST	BAD DEBT		
	SERVICE ADDRESS	BILL	DATE		
95-0654-00-0	SALDANA, JOE 298 W WASHINGTON	0/00/0000	1/31/2006 100-WATER	40.92	
					BALANCE 40.92
95-0655-00-0	SALDIVAR, CRISTOBAL 298 W WASHINGTON	0/00/0000	1/31/2006 100-WATER	299.96	
					BALANCE 299.96
95-0656-00-0	SALTER, JAMES 298 W WASHINGTON	0/00/0000	1/31/2006 100-WATER	90.29	
					BALANCE 90.29
95-0657-00-0	SANCHEZ, ERNEST 298 W WASHINGTON	0/00/0000	1/31/2006 100-WATER	133.89	
					BALANCE 133.89
95-0658-00-0	SANCHEZ, LAURA 298 W WASHINGTON	0/00/0000	1/31/2006 100-WATER	150.98	
					BALANCE 150.98
95-0659-00-0	SANCHEZ, MARIA 298 W WASHINGTON	0/00/0000	1/31/2006 100-WATER	92.92	
					BALANCE 92.92
95-0660-00-0	SANDERS, ERIC 298 W WASHINGTON	0/00/0000	1/31/2006 100-WATER	30.95	
					BALANCE 30.95
95-0661-00-0	SANDERS, TJ 298 W WASHINGTON	0/00/0000	1/31/2006 100-WATER	68.99	
					BALANCE 68.99
95-0662-00-0	SANDS, TOMMY A 298 W WASHINGTON	0/00/0000	1/31/2006 100-WATER	116.72	
					BALANCE 116.72
95-0663-00-0	SCHUBERT, CLYDE 298 W WASHINGTON	0/00/0000	1/31/2006 100-WATER	17.95	
					BALANCE 17.95
95-0664-00-0	SCHWARTZ, LYLE 298 W WASHINGTON	0/00/0000	1/31/2006 100-WATER	172.19	
					BALANCE 172.19
95-0665-00-0	SCOTT, JAMIE 298 W WASHINGTON	0/00/0000	1/31/2006 100-WATER	67.38	
					BALANCE 67.38
95-0666-00-0	SCOTT, JASON 298 W WASHINGTON	0/00/0000	1/31/2006 100-WATER	176.09	

SEQUENCE: ACCOUNT NUMBER

ALL ACCOUNTS

WRITE OFF DATES: 0/00/0000 THRU 99/99/9999

BALANCES: NON ZERO BALANCES

Item 4.

ACCOUNT NO	NAME	LAST	BAD DEBT		
-----	-----				
----	SERVICE ADDRESS	BILL	DATE		
				BALANCE	
				176.09	
95-0668-00-0	SCRIBNER, TONY	0/00/0000	1/31/2006 100-WATER	73.61	
	298 W WASHINGTON				
				BALANCE	73.61
95-0669-00-0	SEBOLD, JEFF	0/00/0000	1/31/2006 100-WATER	172.64	
	298 W WASHINGTON				
				BALANCE	172.64
95-0670-00-0	SENN, BILLY	0/00/0000	1/31/2006 100-WATER	86.21	
	298 W WASHINGTON				
				BALANCE	86.21
95-0671-00-0	SERBINE, ENO	0/00/0000	1/31/2006 100-WATER	69.67	
	298 W WASHINGTON				
				BALANCE	69.67
95-0673-00-0	SHELTON, RITA	0/00/0000	1/31/2006 100-WATER	208.57	
	298 W WASHINGTON				
				BALANCE	208.57
95-0674-00-0	SHERWOOD, AMY	0/00/0000	1/31/2006 100-WATER	89.01	
	298 W WASHINGTON				
				BALANCE	89.01
95-0675-00-0	SHIELDS, ROSEMARY	0/00/0000	1/31/2006 100-WATER	158.06	
	298 W WASHINGTON				
				BALANCE	158.06
95-0676-00-0	SHIPLETT, MONICA	0/00/0000	1/31/2006 100-WATER	62.69	
	298 W WASHINGTON				
				BALANCE	62.69
95-0678-00-0	SHORES, SHANNON	0/00/0000	1/31/2006 100-WATER	130.46	
	298 W WASHINGTON				
				BALANCE	130.46
95-0679-00-0	SHORT, ROBERT	0/00/0000	1/31/2006 100-WATER	212.15	
	298 W WASHINGTON				
				BALANCE	212.15
95-0680-00-0	SHORT, WILLIAM	0/00/0000	1/31/2006 100-WATER	40.11	
	298 W WASHINGTON				
				BALANCE	40.11
95-0681-00-0	SICKLES, DIXIE	0/00/0000	1/31/2006 100-WATER	131.38	
	298 W WASHINGTON				
				BALANCE	131.38

SEQUENCE: ACCOUNT NUMBER

ALL ACCOUNTS

WRITE OFF DATES: 0/00/0000 THRU 99/99/9999

BALANCES: NON ZERO BALANCES

Item 4.

ACCOUNT NO	NAME	LAST	BAD DEBT		
	SERVICE ADDRESS	BILL	DATE		
95-0682-00-0	SHULTS, TIFFANIE 298 W WASHINGTON	0/00/0000	1/31/2006	100-WATER	46.13
					BALANCE 46.13
95-0683-00-0	SIERRA, INEZ 298 W WASHINGTON	0/00/0000	1/31/2006	100-WATER	190.78
					BALANCE 190.78
95-0684-00-0	SLUSSER, SHANE 298 W WASHINGTON	0/00/0000	1/31/2006	100-WATER	203.52
					BALANCE 203.52
95-0685-00-0	SMITH, CALEM 298 W WASHINGTON	0/00/0000	1/31/2006	100-WATER	191.42
					BALANCE 191.42
95-0686-00-0	SMITH, DEBRA 298 W WASHINGTON	0/00/0000	1/31/2006	100-WATER	161.31
					BALANCE 161.31
95-0688-00-0	SMITH, KENNETH 298 W WASHINGTON	0/00/0000	1/31/2006	100-WATER	132.87
					BALANCE 132.87
95-0690-00-0	SMITH, PAUL 298 W WASHINGTON	0/00/0000	1/31/2006	100-WATER	84.83
					BALANCE 84.83
95-0691-00-0	SMITH, SIMONE 298 W WASHINGTON	0/00/0000	1/31/2006	100-WATER	30.30
					BALANCE 30.30
95-0692-00-0	SMITH, TRUMAN 298 W WASHINGTON	0/00/0000	1/31/2006	100-WATER	165.68
					BALANCE 165.68
95-0693-00-0	SMITH, WILL 298 W WASHINGTON	0/00/0000	1/31/2006	100-WATER	13.35
					BALANCE 13.35
95-0694-00-0	SNOW, INGLE 298 W WASHINGTON	0/00/0000	1/31/2006	100-WATER	20.14
					BALANCE 20.14
95-0695-00-0	SOTO, PEDRO JR 298 W WASHINGTON	0/00/0000	1/31/2006	100-WATER	82.04
					BALANCE 82.04
95-0696-00-0	SOUND OF THUNDER 298 W WASHINGTON	0/00/0000	1/31/2006	100-WATER	46.11

SEQUENCE: ACCOUNT NUMBER

ALL ACCOUNTS

WRITE OFF DATES: 0/00/0000 THRU 99/99/9999

BALANCES: NON ZERO BALANCES

Item 4.

ACCOUNT NO	NAME	LAST	BAD DEBT		
	SERVICE ADDRESS	BILL	DATE		BALANCE
					46.11
95-0697-00-0	SPARKS, BILLY 298 W WASHINGTON	0/00/0000	1/31/2006 100-WATER	116.27	
					116.27
95-0698-00-0	SPEARS, SHELLI 298 W WASHINGTON	0/00/0000	1/31/2006 100-WATER	29.94	
					29.94
95-0699-00-0	SPEARS, SANDRA 298 W WASHINGTON	0/00/0000	1/31/2006 100-WATER	175.00	
					175.00
95-0700-00-0	SPENCER, ANITA 298 W WASHINGTON	0/00/0000	1/31/2006 100-WATER	65.97	
					65.97
95-0701-00-0	SPENCER, DEDE 298 W WASHINGTON	0/00/0000	1/31/2006 100-WATER	347.52	
					347.52
95-0702-00-0	SPENCE, DANIEL 298 W WASHINGTON	0/00/0000	1/31/2006 100-WATER	123.07	
					123.07
95-0703-00-0	SPOON, JENI 298 W WASHINGTON	0/00/0000	1/31/2006 100-WATER	130.20	
					130.20
95-0704-00-0	STANLEY, GANDY 298 W WASHINGTON	0/00/0000	1/31/2006 100-WATER	84.89	
					84.89
95-0705-00-0	STANLEY, MICHAEL 298 W WASHINGTON	0/00/0000	1/31/2006 100-WATER	256.21	
					256.21
95-0706-00-0	STARK, ROBERT 298 W WASHINGTON	0/00/0000	1/31/2006 100-WATER	108.98	
					108.98
95-0707-00-0	STEELE, LINDA 298 W WASHINGTON	0/00/0000	1/31/2006 100-WATER	87.99	
					87.99
95-0708-00-0	STEPHENS, BILLY 298 W WASHINGTON	0/00/0000	1/31/2006 100-WATER	60.32	
					60.32

SEQUENCE: ACCOUNT NUMBER

ALL ACCOUNTS

WRITE OFF DATES: 0/00/0000 THRU 99/99/9999

BALANCES: NON ZERO BALANCES

Item 4.

ACCOUNT NO	NAME	LAST	BAD DEBT		
	SERVICE ADDRESS	BILL	DATE		
95-0709-00-0	STEPHENVILLE AUTOMOTIVE 298 W WASHINGTON	0/00/0000	1/31/2006 100-WATER	233.00	
					BALANCE 233.00
95-0710-00-0	STEPHEN, JOHN 298 W WASHINGTON	0/00/0000	1/31/2006 100-WATER	43.43	
					BALANCE 43.43
95-0711-00-0	STEPHENS, TRENT 298 W WASHINGTON	0/00/0000	1/31/2006 100-WATER	24.51	
					BALANCE 24.51
95-0712-00-0	STEPKEN, MAY 298 W WASHINGTON	0/00/0000	1/31/2006 100-WATER	24.51	
					BALANCE 24.51
95-0713-00-0	STEVENSON, PATRICIA 298 W WASHINGTON	0/00/0000	1/31/2006 100-WATER	37.09	
					BALANCE 37.09
95-0714-00-0	STEVENS, SIDNEY 298 W WASHINGTON	0/00/0000	1/31/2006 100-WATER	104.09	
					BALANCE 104.09
95-0715-00-0	STODDEN, MARIE 298 W WASHINGTON	0/00/0000	1/31/2006 100-WATER	73.78	
					BALANCE 73.78
95-0716-00-0	STRICKLAND, CINDY 298 W WASHINGTON	0/00/0000	1/31/2006 100-WATER	27.44	
					BALANCE 27.44
95-0719-00-0	STRONG, KAYLA 298 W WASHINGTON	0/00/0000	1/31/2006 100-WATER	422.98	
					BALANCE 422.98
95-0720-00-0	STROUD, BILLY 298 W WASHINGTON	0/00/0000	1/31/2006 100-WATER	105.91	
					BALANCE 105.91
95-0721-00-0	STUDER, STONEY 298 W WASHINGTON	0/00/0000	1/31/2006 100-WATER	53.17	
					BALANCE 53.17
95-0722-00-0	SUGGS, JESSICA 298 W WASHINGTON	0/00/0000	1/31/2006 100-WATER	200.99	
					BALANCE 200.99
95-0723-00-0	SUTTON, JANET 298 W WASHINGTON	0/00/0000	1/31/2006 100-WATER	166.91	

SEQUENCE: ACCOUNT NUMBER

ALL ACCOUNTS

WRITE OFF DATES: 0/00/0000 THRU 99/99/9999

BALANCES: NON ZERO BALANCES

Item 4.

ACCOUNT NO	NAME	LAST	BAD DEBT		
-----	-----				
----	SERVICE ADDRESS	BILL	DATE		
				BALANCE	
				166.91	
95-0724-00-0	SUTTON, JOHNNY	0/00/0000	1/31/2006 100-WATER	78.62	
	298 W WASHINGTON				
				BALANCE	78.62
95-0725-00-0	SWEEK, GARY	0/00/0000	1/31/2006 100-WATER	107.98	
	298 W WASHINGTON				
				BALANCE	107.98
95-0726-00-0	T'S CLASSIC CARS	0/00/0000	1/31/2006 100-WATER	128.16	
	298 W WASHINGTON				
				BALANCE	128.16
95-0727-00-0	TAMEZ, JOE	0/00/0000	1/31/2006 100-WATER	286.00	
	298 W WASHINGTON				
				BALANCE	286.00
95-0728-00-0	TATE, JOANN	0/00/0000	1/31/2006 100-WATER	58.70	
	298 W WASHINGTON				
				BALANCE	58.70
95-0729-00-0	TAYLOR, CLAUD	0/00/0000	1/31/2006 100-WATER	154.24	
	298 W WASHINGTON				
				BALANCE	154.24
95-0730-00-0	TAYLOR, DOROTHY	0/00/0000	1/31/2006 100-WATER	5.84	
	298 W WASHINGTON				
				BALANCE	5.84
95-0732-00-0	TAYLOR, LEE	0/00/0000	1/31/2006 100-WATER	412.85	
	298 W WASHINGTON				
				BALANCE	412.85
95-0733-00-0	THERIOT, LEROY	0/00/0000	1/31/2006 100-WATER	151.02	
	298 W WASHINGTON				
				BALANCE	151.02
95-0734-00-0	TETFORD, DEBRA	0/00/0000	1/31/2006 100-WATER	23.78	
	298 W WASHINGTON				
				BALANCE	23.78
95-0735-00-0	THIS AND THAT	0/00/0000	1/31/2006 100-WATER	515.66	
	298 W WASHINGTON				
				BALANCE	515.66
95-0736-00-0	THOMAS, EDDIE	0/00/0000	1/31/2006 100-WATER	46.78	
	298 W WASHINGTON				
				BALANCE	46.78

SEQUENCE: ACCOUNT NUMBER

ALL ACCOUNTS

WRITE OFF DATES: 0/00/0000 THRU 99/99/9999

BALANCES: NON ZERO BALANCES

Item 4.

ACCOUNT NO	NAME	LAST	BAD DEBT		
	SERVICE ADDRESS	BILL	DATE		
95-0737-00-0	THOMAS, JOHN 298 W WASHINGTON	0/00/0000	1/31/2006	100-WATER	32.01
					BALANCE 32.01
95-0738-00-0	THOMPSON, BL 298 W WASHINGTON	0/00/0000	1/31/2006	100-WATER	93.63
					BALANCE 93.63
95-0739-00-0	THOMPSON, DEBBIE 298 W WASHINGTON	0/00/0000	1/31/2006	100-WATER	203.31
					BALANCE 203.31
95-0740-00-0	THOMPSON, KEVIN 298 W WASHINGTON	0/00/0000	1/31/2006	100-WATER	70.75
					BALANCE 70.75
95-0741-00-0	THOMPSON, STEPHANIE 298 W WASHINGTON	0/00/0000	1/31/2006	100-WATER	176.81
					BALANCE 176.81
95-0743-00-0	TICHINEL, BELINDA 298 W WASHINGTON	0/00/0000	1/31/2006	100-WATER	110.34
					BALANCE 110.34
95-0744-00-0	TIDWELL, APRIL 298 W WASHINGTON	0/00/0000	1/31/2006	100-WATER	25.24
					BALANCE 25.24
95-0745-00-0	TIMMONS, ETHAN 298 W WASHINGTON	0/00/0000	1/31/2006	100-WATER	92.56
					BALANCE 92.56
95-0746-00-0	TODAY'S HOMES/CROSS TIMBERS 298 W WASHINGTON	0/00/0000	1/31/2006	100-WATER	15.49
					BALANCE 15.49
95-0747-00-0	TOLLISON, JESSIE 298 W WASHINGTON	0/00/0000	1/31/2006	100-WATER	33.69
					BALANCE 33.69
95-0748-00-0	TORRES, ARMANDO 298 W WASHINGTON	0/00/0000	1/31/2006	100-WATER	81.36
					BALANCE 81.36
95-0749-00-0	TORRES, CONSUELO 298 W WASHINGTON	0/00/0000	1/31/2006	100-WATER	217.15
					BALANCE 217.15
95-0750-00-0	TOVAR, YOLANDA 298 W WASHINGTON	0/00/0000	1/31/2006	100-WATER	138.82

SEQUENCE: ACCOUNT NUMBER

ALL ACCOUNTS

WRITE OFF DATES: 0/00/0000 THRU 99/99/9999

BALANCES: NON ZERO BALANCES

Item 4.

ACCOUNT NO	NAME	LAST	BAD DEBT				
	SERVICE ADDRESS	BILL	DATE				
						BALANCE	138.82
95-0752-00-0	TUMLINSON, TOBY 298 W WASHINGTON	0/00/0000	1/31/2006	100-WATER	59.90		
						BALANCE	59.90
95-0753-00-0	TUPKER, SHEILA 298 W WASHINGTON	0/00/0000	1/31/2006	100-WATER	124.16		
						BALANCE	124.16
95-0755-00-0	TURNER, WAYNE 298 W WASHINGTON	0/00/0000	1/31/2006	100-WATER	76.30		
						BALANCE	76.30
95-0756-00-0	TYLER, CARL 298 W WASHINGTON	0/00/0000	1/31/2006	100-WATER	566.27		
						BALANCE	566.27
95-0757-00-0	UNCLAIMED FREIGHT 298 W WASHINGTON	0/00/0000	1/31/2006	100-WATER	245.66		
						BALANCE	245.66
95-0758-00-0	UNDERWOOD, MELISSA 298 W WASHINGTON	0/00/0000	1/31/2006	100-WATER	113.32		
						BALANCE	113.32
95-0759-00-0	URANGO, SHARLA 298 W WASHINGTON	0/00/0000	1/31/2006	100-WATER	121.17		
						BALANCE	121.17
95-0780-00-0	VALDEZ, VICTORIA 298 W WASHINGTON	0/00/0000	1/31/2006	100-WATER	63.99		
						BALANCE	63.99
95-0781-00-0	VAM REMMEN, TRAVIS 298 W WASHINGTON	0/00/0000	1/31/2006	100-WATER	51.91		
						BALANCE	51.91
95-0782-00-0	VAN WINKLE, KAMMIE 298 W WASHINGTON	0/00/0000	1/31/2006	100-WATER	246.13		
						BALANCE	246.13
95-0784-00-0	VERNON, DANIELLE 298 W WASHINGTON	0/00/0000	1/31/2006	100-WATER	129.08		
						BALANCE	129.08
95-0785-00-0	VEST, BILL 298 W WASHINGTON	0/00/0000	1/31/2006	100-WATER	256.02		
						BALANCE	256.02

SEQUENCE: ACCOUNT NUMBER

ALL ACCOUNTS

WRITE OFF DATES: 0/00/0000 THRU 99/99/9999

BALANCES: NON ZERO BALANCES

Item 4.

ACCOUNT NO	NAME	LAST	BAD DEBT		
	SERVICE ADDRESS	BILL	DATE		
95-0788-00-0	WAKEFIELD, CATHERINE 298 W WASHINGTON	0/00/0000	1/31/2006	100-WATER	51.56
					BALANCE 51.56
95-0789-00-0	WALDEN, DAVONNA 298 W WASHINGTON	0/00/0000	1/31/2006	100-WATER	83.37
					BALANCE 83.37
95-0790-00-0	WALKER, DALE 298 W WASHINGTON	0/00/0000	1/31/2006	100-WATER	109.01
					BALANCE 109.01
95-0791-00-0	WALTZ, TRAVIS 298 W WASHINGTON	0/00/0000	1/31/2006	100-WATER	125.10
					BALANCE 125.10
95-0792-00-0	WARD, LORRAINE 298 W WASHINGTON	0/00/0000	1/31/2006	100-WATER	23.80
					BALANCE 23.80
95-0793-00-0	WATKINS, RICKY 298 W WASHINGTON	0/00/0000	1/31/2006	100-WATER	149.87
					BALANCE 149.87
95-0794-00-0	WATSON, JUDY 298 W WASHINGTON	0/00/0000	1/31/2006	100-WATER	50.00
					BALANCE 50.00
95-0795-00-0	WATSON, RANDY 298 W WASHINGTON	0/00/0000	1/31/2006	100-WATER	58.10
					BALANCE 58.10
95-0796-00-0	WATSON, TERESA 298 W WASHINGTON	0/00/0000	1/31/2006	100-WATER	52.98
					BALANCE 52.98
95-0797-00-0	WATTS, KATRINA 298 W WASHINGTON	0/00/0000	1/31/2006	100-WATER	109.83
					BALANCE 109.83
95-0798-00-0	WEADOCK, CINDY 298 W WASHINGTON	0/00/0000	1/31/2006	100-WATER	67.79
					BALANCE 67.79
95-0799-00-0	WEATHERHORN, LINDA 298 W WASHINGTON	0/00/0000	1/31/2006	100-WATER	103.68
					BALANCE 103.68
95-0801-00-0	WEBER, EDWARD 298 W WASHINGTON	0/00/0000	1/31/2006	100-WATER	121.50

SEQUENCE: ACCOUNT NUMBER

ALL ACCOUNTS

WRITE OFF DATES: 0/00/0000 THRU 99/99/9999

BALANCES: NON ZERO BALANCES

Item 4.

ACCOUNT NO	NAME	LAST	BAD DEBT			
	SERVICE ADDRESS	BILL	DATE			
					BALANCE	
95-0802-00-0	WETLBACHER, CLAYTON 298 W WASHINGTON	0/00/0000	1/31/2006 100-WATER	187.29		121.50
					BALANCE	187.29
95-0803-00-0	WEIR, SHANNON 298 W WASHINGTON	0/00/0000	1/31/2006 100-WATER	59.89		
					BALANCE	59.89
95-0804-00-0	WELCH, CHRISTY 298 W WASHINGTON	0/00/0000	1/31/2006 100-WATER	289.00		
					BALANCE	289.00
95-0805-00-0	WELCH, LISA 298 W WASHINGTON	0/00/0000	1/31/2006 100-WATER	96.39		
					BALANCE	96.39
95-0807-00-0	WELLS, KAREN 298 W WASHINGTON	0/00/0000	1/31/2006 100-WATER	100.29		
					BALANCE	100.29
95-0808-00-0	WESLEY, JODI 298 W WASHINGTON	0/00/0000	1/31/2006 100-WATER	3.21		
					BALANCE	3.21
95-0809-00-0	WHITE, DAVID 298 W WASHINGTON	0/00/0000	1/31/2006 100-WATER	261.80		
					BALANCE	261.80
95-0810-00-0	WHITE, MICHELLE 298 W WASHINGTON	0/00/0000	1/31/2006 100-WATER	149.00		
					BALANCE	149.00
95-0811-00-0	WHITFORD, AMY 298 W WASHINGTON	0/00/0000	1/31/2006 100-WATER	8.99		
					BALANCE	8.99
95-0812-00-0	WHITFILL, JAY 298 W WASHINGTON	0/00/0000	1/31/2006 100-WATER	185.58		
					BALANCE	185.58
95-0814-00-0	WILLETT, BRADLEY 298 W WASHINGTON	0/00/0000	1/31/2006 100-WATER	95.51		
					BALANCE	95.51
95-0815-00-0	WILLIAMS, BROOK 298 W WASHINGTON	0/00/0000	1/31/2006 100-WATER	209.92		
					BALANCE	209.92

SEQUENCE: ACCOUNT NUMBER

ALL ACCOUNTS

WRITE OFF DATES: 0/00/0000 THRU 99/99/9999

BALANCES: NON ZERO BALANCES

Item 4.

ACCOUNT NO	NAME	LAST	BAD DEBT		
-----	-----				
----	SERVICE ADDRESS	BILL	DATE		
-----	-----				
95-0816-00-0	WILLIAMS, DONNA MATTERSON	0/00/0000	1/31/2006	100-WATER	48.45
	298 W WASHINGTON				
					BALANCE 48.45
95-0817-00-0	WILLIAMS, EVERETT	0/00/0000	1/31/2006	100-WATER	179.06
	298 W WASHINGTON				
					BALANCE 179.06
95-0818-00-0	WILLINGHAM, JOAN	0/00/0000	1/31/2006	100-WATER	120.76
	298 W WASHINGTON				
					BALANCE 120.76
95-0819-00-0	WILLIAMS, OPAL	0/00/0000	1/31/2006	100-WATER	179.79
	298 W WASHINGTON				
					BALANCE 179.79
95-0820-00-0	WILLIAMS, TROY	0/00/0000	1/31/2006	100-WATER	115.98
	298 W WASHINGTON				
					BALANCE 115.98
95-0822-00-0	WILSON, BRANDON	0/00/0000	1/31/2006	100-WATER	74.24
	298 W WASHINGTON				
					BALANCE 74.24
95-0823-00-0	WILSON, CARMIN	0/00/0000	1/31/2006	100-WATER	95.65
	298 W WASHINGTON				
					BALANCE 95.65
95-0824-00-0	WILSON, COREY	0/00/0000	1/31/2006	100-WATER	23.21
	298 W WASHINGTON				
					BALANCE 23.21
95-0825-00-0	WILSON, MARSHA	0/00/0000	1/31/2006	100-WATER	87.60
	298 W WASHINGTON				
					BALANCE 87.60
95-0826-00-0	WILSON, MARY	0/00/0000	1/31/2006	100-WATER	134.47
	298 W WASHINGTON				
					BALANCE 134.47
95-0827-00-0	WILSON, MICHELLE	0/00/0000	1/31/2006	100-WATER	61.89
	298 W WASHINGTON				
					BALANCE 61.89
95-0828-00-0	WILSON, STARLA	0/00/0000	1/31/2006	100-WATER	127.55
	298 W WASHINGTON				
					BALANCE 127.55
95-0829-00-0	WILSON, TERI HINDS	0/00/0000	1/31/2006	100-WATER	120.75
	298 W WASHINGTON				

SEQUENCE: ACCOUNT NUMBER

ALL ACCOUNTS

WRITE OFF DATES: 0/00/0000 THRU 99/99/9999

BALANCES: NON ZERO BALANCES

Item 4.

ACCOUNT NO	NAME	LAST	BAD DEBT				
	SERVICE ADDRESS	BILL	DATE				BALANCE
							120.75
95-0830-00-0	WILSON, TOMMY 298 W WASHINGTON	0/00/0000	1/31/2006	100-WATER	82.62		
							82.62
95-0831-00-0	WILSON, WELDON 298 W WASHINGTON	0/00/0000	1/31/2006	100-WATER	140.34		
							140.34
95-0832-00-0	WINGO, TRACIE 298 W WASHINGTON	0/00/0000	1/31/2006	100-WATER	139.89		
							139.89
95-0833-00-0	WINN, CHERYL 298 W WASHINGTON	0/00/0000	1/31/2006	100-WATER	811.87		
							811.87
95-0834-00-0	WOLF, BILLY C 298 W WASHINGTON	0/00/0000	1/31/2006	100-WATER	182.44		
							182.44
95-0835-00-0	WOLFE, JONNIE 298 W WASHINGTON	0/00/0000	1/31/2006	100-WATER	26.88		
							26.88
95-0836-00-0	WOODARD, FRONZELLI 298 W WASHINGTON	0/00/0000	1/31/2006	100-WATER	28.69		
							28.69
95-0837-00-0	WOODALL, LEEANN 298 W WASHINGTON	0/00/0000	1/31/2006	100-WATER	75.79		
							75.79
95-0838-00-0	WRIGHT, SONYA 298 W WASHINGTON	0/00/0000	1/31/2006	100-WATER	160.34		
							160.34
95-0839-00-0	XTREME CAR AUDIO 298 W WASHINGTON	0/00/0000	1/31/2006	100-WATER	74.63		
							74.63
95-0840-00-0	YARBROUGH, PATRICIA-ANSLEY 298 W WASHINGTON	0/00/0000	1/31/2006	100-WATER	100.32		
							100.32
95-0842-00-0	ZAPATA, MARGARITA 298 W WASHINGTON	0/00/0000	1/31/2006	100-WATER	267.12		
							267.12

SEQUENCE: ACCOUNT NUMBER

ALL ACCOUNTS

WRITE OFF DATES: 0/00/0000 THRU 99/99/9999

BALANCES: NON ZERO BALANCES

Item 4.

ACCOUNT NO	NAME	LAST	BAD DEBT		
	SERVICE ADDRESS	BILL	DATE		
95-0875-00-0	ACCENT AUTO IMAGE 298 W WASHINGTON	0/00/0000	1/31/2006 100-WATER	86.66	
					BALANCE 86.66
95-3780-00-0	HODGE, TIMOTHY 298 W WASHINGTON	0/00/0000	1/31/2006 100-WATER	72.12	
					BALANCE 72.12
***** BOOK TOTALS ***** ACCTS: 752				100-WATER	90,899.54
					BALANCE 90,899.54

SEQUENCE: ACCOUNT NUMBER

ALL ACCOUNTS

WRITE OFF DATES: 0/00/0000 THRU 99/99/9999

BALANCES: NON ZERO BALANCES

Item 4.

ACCOUNT NO	NAME	LAST	BAD DEBT				
	SERVICE ADDRESS	BILL	DATE				
98-0758-00-0	ELDRIDGE, MARILYN 1110 N CLINTON	2/28/1999	12/13/2001	100-WATER	27.34	200-SEWER	28.43
				300-GARBAG	30.80	500-TAX	2.53
				650-PENALT	4.16	700-SVC CH	20.00
						BALANCE	113.26
***** BOOK TOTALS ***** ACCTS: 1				100-WATER	27.34	200-SEWER	28.43
				300-GARBAG	30.80	500-TAX	2.53
				650-PENALT	4.16	700-SVC CH	20.00
						BALANCE	113.26

SEQUENCE: ACCOUNT NUMBER

ALL ACCOUNTS

WRITE OFF DATES: 0/00/0000 THRU 99/99/9999

BALANCES: NON ZERO BALANCES

Item 4.

ACCOUNT NO	NAME	LAST	BAD DEBT				
	SERVICE ADDRESS	BILL	DATE				
99-0000-00-0	JAY, EMILY	5/23/1997	12/16/1999	650-PENALT	123.90	700-SVC CH	1,239.07
							BALANCE 1,362.97
99-0001-00-0	DOMINOES PIZZA 2281 N W LOOP	7/30/2004	2/07/2005	300-GARBAG	18.08	500-TAX	1.97
							BALANCE 20.05
99-0002-02-0	RAINBOW CARPET W SOUTH LOOP	12/30/2004	6/22/2005	300-GARBAG 500-TAX 707-DEL CH	52.89 4.38 40.00	400-STORM 650-PENALT	49.75 8.73
							BALANCE 155.75
99-0003-01-0	PRO MED AMBULANCE 659 E WASHINGTON	7/30/2004	2/07/2005	300-GARBAG 500-TAX 707-DEL CH	166.03 13.70 20.00	400-STORM 650-PENALT	22.62 7.44
							BALANCE 229.79
99-0009-00-0	GRINER VENDER 970 E SOUTH LOOP	4/30/2009	7/24/2009	300-GARBAG 500-TAX 707-DEL CH	195.39 16.12 80.00	303-GARBAG 650-PENALT	5.72 18.43
							BALANCE 315.66
99-0020-00-0	ROSCOE'S REPAIR SERVICE 861 SOUTH GRAHAM B	12/30/1999	1/11/2000	300-GARBAG 650-PENALT	810.04 64.50	500-TAX 700-SVC CH	66.79 80.00
							BALANCE 1,021.33
99-0021-00-0	COWBOYS 225 LINGLEVILLE RD	3/30/2000	10/09/2000	300-GARBAG 650-PENALT	345.22 25.47	500-TAX 700-SVC CH	28.47 60.00
							BALANCE 459.16
99-0021-01-0	MORGAN'S ITALIAN GRILL 225 LINGLEVILLE RD	3/30/2001	10/17/2001	300-GARBAG 650-PENALT	832.36 55.08	500-TAX 700-SVC CH	68.68 80.00
							BALANCE 1,036.12
99-0025-00-0	GOLF AND MORE 3050 W WASHINGTON	10/30/2000	5/25/2001	300-GARBAG 650-PENALT	339.01 29.07	500-TAX 700-SVC CH	27.99 100.00
							BALANCE 496.07
99-0047-00-0	TECHOVEND 970 E SOUTH LOOP #	12/30/2007	4/21/2008	300-GARBAG 650-PENALT	368.94 34.96	500-TAX 707-DEL CH	30.44 60.00
							BALANCE 494.34
99-0067-00-0	SCOTT EVANS S DALE	4/30/2002	9/26/2002	300-GARBAG 650-PENALT	366.15 20.66	500-TAX 700-SVC CH	30.19 40.00
							BALANCE 457.00
99-0089-00-0	USA ROOFING INC 302 MORGAN MILL RD B	6/30/2009	9/24/2009	300-GARBAG 650-PENALT	74.21 1.69	500-TAX	6.13

SEQUENCE: ACCOUNT NUMBER

ALL ACCOUNTS

WRITE OFF DATES: 0/00/0000 THRU 99/99/9999

BALANCES: NON ZERO BALANCES

Item 4.

ACCOUNT NO	NAME	LAST	BAD DEBT					
	SERVICE ADDRESS	BILL	DATE					
							BALANCE	82.03
99-0090-00-0	BICE, LESLIE 1009 W VANDERBILT	9/30/2004	4/18/2005	300-GARBAG 500-TAX	22.23 1.83	400-STORM 650-PENALT	6.39 1.34	BALANCE 31.79
99-0101-01-1	TEXAN KWIK STOP 1348 W WASHINGTON	12/30/2011	2/21/2012	300-GARBAG 500-TAX 707-DEL CH	262.29 21.63 20.00	303-GARBAG 650-PENALT	6.91 17.92	BALANCE 328.75
99-0125-00-0	S & S RANCH CENTER 3034 W WASHINGTON **FILED 4-10-3 DISMISS 2-23-4	4/30/2003	2/25/2004	300-GARBAG 500-TAX	188.90 15.60	400-STORM 650-PENALT	140.20 8.69	BALANCE 353.39
99-0302-00-1	RADIO SHACK #018394 2900 W WASHINGTON	1/30/2013	11/15/2013	300-GARBAG 500-TAX	53.68 4.43	303-GARBAG 650-PENALT	1.57 3.18	BALANCE 62.86
99-3024-01-0	DOWN & DIRTY OUTDOOR SPORTS 2792 A W WASHINGTON	11/30/2009	1/14/2010	300-GARBAG 500-TAX 707-DEL CH	229.20 18.92 60.00	303-GARBAG 650-PENALT	0.23 17.21	BALANCE 325.56
99-3079-02-0	RATLIFF, EMILY 1505 N DALE AVE	9/30/2012	10/23/2012	300-GARBAG 400-STORM 650-PENALT	145.40 56.83 20.66	303-GARBAG 500-TAX 707-DEL CH	3.90 12.04 200.00	BALANCE 438.83
***** BOOK TOTALS ***** ACCTS: 18				300-GARBAG	4,470.02	303-GARBAG	18.33	
				400-STORM	275.79	500-TAX	369.31	
				650-PENALT	458.93	700-SVC CH	1,599.07	
				707-DEL CH	480.00			
							BALANCE	7,671.45

SEQUENCE: ACCOUNT NUMBER

ALL ACCOUNTS

WRITE OFF DATES: 0/00/0000 THRU 99/99/9999

BALANCES: NON ZERO BALANCES

Item 4.

***** REPORT TOTALS *****		ACCTS:3719					
100-WATER	251,687.28		102-WATER	2,945.84			
200-SEWER	126,286.52		300-GARBAG	68,411.42			
301-GARBAG	5.83		302-GARBAG	69.24			
303-GARBAG	672.49		400-STORM	13,216.24			
500-TAX	5,643.98		501-TAX	0.49			
502-TAX	5.71		650-PENALT	11,948.46			
700-SVC CH	15,888.62		701-CONN	431.45			
702-DEL CH	909.89		703-MISC	7.67			
706-TRANSF	545.60		707-DEL CH	2,540.00			
708-CONNEC	20.00		710-OTF	84.11			
996-Unappl	9.04		999-Refund	131.69			
				BALANCE	501,180.11		
				Storm	<u>13,216.24</u>		
				Water	<u>487,963.87</u>		

SELECTION CRITERIA

Item 4.

REPORT SELECTION

SELECTION BY ZONE: < All Zones >

PRINT OPTIONS

REPORT TYPE: Report
PRINT SEQUENCE: Account Number
PRINT DETAIL: NO
OLDEST DATE: 00/00/0000
ACTIVE ACCOUNTS ONLY: NO
PRINT ORPHANED ACCOUNTS: NO
WRITE-OFF DATE FROM: 00/00/0000 THROUGH 99/99/9999
TYPE OF DATE: Bad Debt Date
COMMENTS SELECTION: All
PRINT BOOK TOTALS: YES

BALANCE SELECTION: NON ZERO BALANCES ONLY

COMMENT CODES: None

** END OF REPORT **

Public Works Department
STAFF REPORT

SUBJECT: Solid Waste Franchise Agreement – Annual Rate Adjustment Request
MEETING: Public Works Committee – 21 FEB 2023
DEPARTMENT: Public Works
STAFF CONTACT: Nick Williams

RECOMMENDATION:

Staff recommends discussion of Waste Connections proposed rate adjustment for the collection, hauling, and disposal of municipal solid waste and construction and demolition waste in accordance with the provisions of the existing exclusive franchise agreement.

BACKGROUND:

The City of Stephenville entered into an exclusive franchise agreement with IESI, TX Corporation in January of 2005. The agreement is currently operated by Waste Connections Lonestar, Inc.

The exclusive franchise agreement was last updated and approved in September of 2018 extending the term to December 31, 2023. There were no rate increases from 2015-2020. The rates increased by 1.33% on January 1, 2021 and by 7.76% on April 1, 2022. The fuel surcharge table was modified September 6, 2022, but rates were unchanged.

PROPOSAL:

Attached is a copy of the rate adjustment request letter received from Waste Connections dated February 17, 2023. Attached is a copy of the proposed draft amendment. A copy of the existing agreement is also attached. The proposed rates, if approved by council, would become effective on April 1, 2023 in accordance with the agreement language.

FISCAL IMPACT SUMMARY:

The requested adjustment results in a 6.92% CPI increase and a 2.39% disposal increase to the existing rate for a total 9.31% increase. The residential and commercial polycart rates would increase \$1.19 and \$1.93 per month respectively. This rate adjustment would equate to a 2.04 percent average annual increase over the last nine years, including 2015.

Waste Connections has agreed to increase the disposal fee paid to the Stephenville Landfill from \$64.66 to \$70.68 per ton. Waste Connections deposited a three-year annual average of 2,765 tons per year. The corresponding revenue, with an increase of \$6.02/ton, yields \$16,645 in annual increased revenue from the Waste Connections account.

Waste Connections has additionally agreed to delay the increased disposal fee per ton for the Stephenville Wastewater Treatment Plant until October 1, 2023 in order to maintain the budget previously established for the treatment plant.

The franchise agreement allows for the adjustment of rates. An excerpt from the agreement is included below:

"SECTION 10. RATE ADJUSTMENT.

A. CPI-U Adjustment. On each anniversary date of this Agreement, the Service Provider shall have the right, in its sole discretion and upon giving prior notice to the City, to increase or decrease the rates set forth in Section 8 hereof (the "Initial Rates") in accordance with the CPI-U. As used herein, "CPI-U" shall mean the revised Consumer Price Index rate for all urban consumers (all items included) for the nearest available metropolitan area, based on the latest available figures from the Department of Labor's Bureau of Labor Statistics (the "Bureau"). The following website (or any successor website) will be the source for such information:

https://data.bls.gov/pdq/SurveyOutputServlet?data_tool=dropmap&series_id=CUUR0300SA0,CUUS0300SA0. The CPI-U used will be the CPI-U published by the Bureau during the month ninety (90) days preceding the adjustment under this Section 10.A. The amount of the increase or decrease under this Section 10.A. shall be equal to the percentage that the CPI-U has increased or decreased over the previous twelve (12) month period.

B. Operating Cost Adjustment. In addition to the rate adjustments provided for in Section 10.A., at any time during the term of this Agreement, the Service Provider may petition the City for additional rate and price adjustments at reasonable times on the basis of material or unusual changes in its cost of operations not otherwise the basis of any other rate adjustments herein. At the time of any such petition, the Service Provider shall provide the City with documents and records in reasonable form and sufficient detail to reasonably establish the necessity of any requested rate adjustment. The City shall not unreasonably withhold condition or delay its consent to any requested rate increase. In the event the City fails or refuses to consent to any such requested rate increase and the Service Provider can demonstrate that such rate increase is necessary to offset the Service Provider's increased costs in connection with performing the services under this Agreement not otherwise offset by any previous rate adjustments hereunder, the Service Provider may, in its sole discretion, terminate this Agreement upon ninety (90) days written notice to the City."

C. Landfill Cost Adjustment. The parties acknowledge that the Municipal Solid Waste and Construction and Demolition Waste covered by this Agreement will be disposed of by the Service Provider at a Landfill(s) chosen by the Service Provider in its sole discretion (the "Initial Landfill(s)"). In the event that the Service Provider is unable to use the Initial Landfill(s) due to reasons out of its control, the Service Provider (i) shall have the right, in its sole discretion, to dispose of the Municipal Solid Waste and Construction and Demolition Waste covered by this Agreement at another Landfill of its choosing, and (ii) shall have the right, upon giving prior notice to the City, to increase the Initial Rates by an amount equal to the sum of (x) the amount, if any, that the disposal fees charged to the Service Provider at such other Landfill exceed those previously charged to the Service Provider at the Initial Landfill(s), and (y) the amount, if any, that the transportation costs incurred by the Service Provider in connection with transporting the Municipal Solid Waste and Construction and Demolition Waste to such other Landfill exceed those that would have been incurred by the Service Provider if such Municipal Solid Waste and Construction and Demolition Waste was transported to the Initial Landfill(s)."

ALTERNATIVES:

The following alternatives are provided for council consideration:

1. Do not approve the request as presented;
2. Recommend an alternative calculation methodology to be included in the contract.

ATTACHMENTS:

[2023 02-21 Exclusive Franchise Agreement – Waste Connections Transmittal Request](#)
[2023 02-21 Amendment No. 7 – DRAFT](#)

SUPPORTING DOCUMENTATION:**CPI for All Urban Consumers (CPI-U)**

https://data.bls.gov/pdq/SurveyOutputServlet?data_tool=dropmap&series_id=CUUR0300SA0,CUUS0300SA0

Year	Jan	Feb	Mar	Apr	May	Jun	Jul	Aug	Sep	Oct	Nov	Dec	Annual
2013	223.933	225.874	226.628	226.202	226.289	227.148	227.548	227.837	227.876	227.420	226.811	227.082	226.721
2014	227.673	228.664	230.095	231.346	231.762	232.269	232.013	231.611	231.762	231.131	229.845	228.451	230.552
2015	226.855	227.944	229.337	229.957	230.886	232.026	231.719	231.260	230.913	230.860	230.422	229.581	230.147
2016	229.469	229.646	230.977	231.975	232.906	233.838	233.292	233.561	234.069	234.337	234.029	234.204	232.692
2017	235.492	236.052	236.154	236.728	236.774	237.346	236.942	237.892	239.649	239.067	238.861	238.512	237.456
2018	239.772	241.123	241.595	242.486	243.279	243.770	243.776	243.605	243.640	244.163	243.484	242.150	242.747
2019	242.547	243.856	245.554	246.847	246.667	246.515	247.250	246.953	246.891	247.423	247.385	247.289	246.265
2020	248.005	248.412	248.136	246.254	245.696	247.223	248.619	249.639	250.193	250.542	250.255	250.693	250.639
2021	252.067	253.386	255.319	257.207	259.343	261.668	263.013	263.728	264.593	267.160	268.360	269.263	261.259
2022	271.634	274.688	278.598	279.879	283.307	287.427	287.608	287.168	287.656	288.836	288.991	288.205	283.666
2023	290.438												

CPI RATE STRUCTURE

January 2022 = 271.634

January 2023 = 290.438

$$\Delta = [(290.438 - 271.634) / 271.634] = \underline{6.92\%} \checkmark + \text{Disposal of } 2.39\% = \underline{9.31\%}$$

Roll Out Containers			Δ 9.31%	
CURRENT RATES / MONTH		PROPOSED RATES / MONTH	Δ \$↑	
Residential Polycart	\$12.78	Residential Polycart	\$13.96	\$1.19
Residential Extra Polycart	\$6.39	Residential Extra Polycart	\$6.98	\$0.59
Commercial Polycart	\$20.75	Commercial Polycart	\$22.68	\$1.93
Commercial Extra Polycart	\$10.60	Commercial Extra Polycart	\$11.59	\$0.99

Open Top Roll Off Containers			Δ 9.31%	
CURRENT RATES / MONTH		PROPOSED RATES / MONTH	Δ \$↑	
Haul Fee	\$224.42	Haul Fee	\$245.31	\$20.89
Disposal Fee per ton	\$64.66	Disposal Fee per ton	\$70.68	\$6.01
Delivery and Exchange	\$131.29	Delivery and Exchange	\$143.51	\$12.22
Daily Container Rental	\$6.17	Daily Container Rental	\$6.74	\$0.57



WASTE CONNECTIONS
LONE STAR, INC.
Connect with the Future

February 17, 2023

Attn: City Administrator
City of Stephenville
298 W Washington St.
Stephenville, TX 76401

Dear City Administrator

Waste Connections appreciates the opportunity servicing the City of Stephenville this past year. We have made every effort to ensure that you receive great customer service with affordable rates.

As per our agreement, we must request from the City of Stephenville the annual Consumer Price Index (CPI) rate adjustment called for in our agreement. The percentage of the increase calculated by the mechanism within our agreement equals a 6.92% increase to your rates. Per our agreement, we are also requesting a small increase to help cover the disposal rate increases we have incurred this year. The total increase is 2.39%. The CPI and disposal rate increases would bring the total to 9.31% I have enclosed the CPI information as well as a sheet with the revised rates for the services we provide. We request that these new rates for services rendered become effective April 1, 2023.

Waste Connections is committed to maintaining the highest quality of service to the City of Stephenville. We would like to take this opportunity to thank the city staff, business community and residents for your continued patronage.

Respectfully,

Sean Dowden
District Manager
Waste Connections Lone Star, INC.

City of Stephenville Solid Waste Pricing Comparison

Residential Adjustment	9.31%
Commercial Adjustment	9.31%
Roll Off Adjustment	9.31%

Current Pricing Schedule

Commercial Size / Pickup	1 x Week	2 x Week	3 x Week	4 x Week	5 x Week	6 x Week	Locks	Extra Pickups
2 CU Yd	\$ 71.86	\$ 120.77	\$ 169.69	\$ -	\$ -	\$ -	10.91	\$ 45.33
3 CU Yd	\$ 98.15	\$ 131.58	\$ 200.65	\$ 283.72	\$ 326.76	\$ -	10.91	\$ 53.70
4 CU Yd	\$ 107.68	\$ 154.75	\$ 272.30	\$ 366.89	\$ 461.49	\$ 556.06	10.91	\$ 61.14
6 CU Yd	\$ 127.60	\$ 192.99	\$ 336.79	\$ 451.45	\$ 566.12	\$ 692.43	10.91	\$ 76.02
8 CU Yd	\$ 144.22	\$ 264.06	\$ 392.25	\$ 523.78	\$ 659.30	\$ 792.84	10.91	\$ 90.72

Open Top Roll Off Container Rates	Residential Polycart	Residential Extra Polycart	Commercial Polycart	Commercial Extra Polycart
Haul Fee	\$ 224.42	\$ 12.78	\$ 6.39	\$ 20.75
Disposal Fee per ton	\$ 64.66	\$ -	\$ -	\$ -
Delivery and Exchange	\$ 131.29	\$ -	\$ -	\$ -
Daily Container Rental	\$ 6.17	\$ -	\$ -	\$ -

Proposed Pricing Schedule (effective April 1, 2023)

Commercial Size / Pickup	1 x Week	2 x Week	3 x Week	4 x Week	5 x Week	6 x Week	Locks	Extra Pickups
2 CU Yd	\$ 78.55	\$ 132.01	\$ 185.48	\$ 288.27	\$ 357.17	\$ -	11.93	\$ 49.55
3 CU Yd	\$ 107.29	\$ 143.83	\$ 219.33	\$ 401.04	\$ 504.44	\$ 607.82	11.93	\$ 58.70
4 CU Yd	\$ 117.70	\$ 169.15	\$ 297.64	\$ 493.47	\$ 618.81	\$ 745.95	11.93	\$ 68.83
6 CU Yd	\$ 139.48	\$ 210.95	\$ 369.14	\$ 428.76	\$ 572.53	\$ 720.67	11.93	\$ 83.10
8 CU Yd	\$ 157.64	\$ 288.64	\$ 428.76	\$ 572.53	\$ 720.67	\$ 866.64	11.93	\$ 98.16

Open Top Roll Off Container Rates	Residential Polycart	Residential Extra Polycart	Commercial Polycart	Commercial Extra Polycart
Haul Fee	\$ 245.31	\$ 13.97	\$ 6.98	\$ 22.68
Disposal Fee per ton	\$ 70.68	\$ -	\$ -	\$ -
Delivery and Exchange	\$ 143.51	\$ -	\$ -	\$ -
Daily Container Rental	\$ 5.74	\$ -	\$ -	\$ -

CPI calculation for Hauling Portion

January 2023	290,438			
January 2022	271,634	+	271,634	=
Difference	18,804			6.92%

Disposal Rate Adjustment

New rate	\$ 41.32	X	Tons Per Month	1,400.00	=	\$ 57,848
Old rate	\$ 38.00	X	1,400.00	=	\$ 53,200	
Difference	\$ 3.32				\$ 4,648	
Current Revenue per month			\$ 194,873		2.39%	

CPI calculation for Hauling Portion

Disposal Rate Adjustment	6.92%
Total % Increase	2.39%
Total \$ Increase	9.31%
	\$ 18,138

Residential Revenue	\$ 73,751	% of Increase	9.31%	Amount	\$ 6,865
Commercial Revenue	\$ 121,122				\$ 11,274
	\$ 194,873				\$ 18,138

CPI for All Urban Consumers (CPI-U)
Original Data Value

Series Id: CUUR0300SA0, CUUS0300SA0
Not Seasonally Adjusted
Series Title: All Items in South urban, all urban consumers, not
Area: South
Item: All items
Base Period: 1982-84=100
Years: 2013 to 2023

Year	Jan	Feb	Mar	Apr	May	Jun	Jul	Aug	Sep	Oct	Nov	Dec	Annual	HALF1	HALF2
2013	223.933	225.874	226.628	226.202	226.289	227.148	227.548	227.837	227.876	227.420	226.811	227.082	226.721	226.012	227.429
2014	227.673	228.664	230.095	231.346	231.762	232.269	232.013	231.611	231.762	231.131	229.845	228.451	230.552	230.302	230.802
2015	226.855	227.944	229.337	229.957	230.886	232.026	231.719	231.260	230.913	230.860	230.422	229.581	230.147	229.501	230.793
2016	229.469	229.646	230.977	231.975	232.806	233.838	233.292	233.561	234.069	234.337	234.029	234.204	232.692	231.469	233.915
2017	235.492	236.052	236.154	236.728	236.774	237.346	236.942	237.892	238.649	238.067	238.861	238.512	237.456	236.424	238.487
2018	239.772	241.123	241.585	242.486	243.279	243.770	243.776	243.605	243.640	244.163	243.484	242.150	242.737	242.004	243.470
2019	242.547	243.856	245.584	246.947	246.667	246.515	247.250	246.953	246.891	247.423	247.385	247.288	246.265	245.331	247.199
2020	248.005	248.412	248.136	246.254	245.696	247.223	248.619	249.639	250.193	250.542	250.255	250.693	248.639	247.288	249.990
2021	252.067	253.386	255.319	257.207	259.343	261.668	263.013	263.728	264.593	267.160	268.360	269.263	261.259	256.498	266.020
2022	271.634	274.688	278.598	279.879	283.307	287.427	287.608	287.168	287.656	288.836	288.991	288.205	283.666	279.256	288.077
2023	290.438														

SECTION 10. RATE ADJUSTMENT.

A. CPI-U Adjustment. On each anniversary date of this Agreement, the Service Provider shall have the right, in its sole discretion and upon giving prior notice to the City, to increase or decrease the rates set forth in Section 9 hereof (the "Initial Rates") in accordance with the CPI-U. As used herein, "CPI-U" shall mean the revised Consumer Price Index rate for all urban consumers (all items included) for the nearest available metropolitan area, based on the latest available figures from the Department of Labor's Bureau of Labor Statistics (the "Bureau"). The following website (or any successor website) will be the source for such information: https://data.bls.gov/data/SurveyOutputServlet?data_tool=dropdowns&series_id=CUUR0300SA0&units=0300SA0. The CPI-U used will be the CPI-U published by the Bureau during the month ninety (90) days preceding the adjustment under this Section 10.A. The amount of the increase or decrease under this Section 10.A. shall be equal to the percentage that the CPI-U has increased

C. Landfill Cost Adjustment. The parties acknowledge that the Municipal Solid Waste and Construction and Demolition Waste covered by this Agreement will be disposed of by the Service Provider at a Landfill(s) chosen by the Service Provider in its sole discretion (the "Initial Landfill(s)"). In the event that the Service Provider is unable to use the Initial Landfill(s) due to reasons out of its control, the Service Provider (i) shall have the right, in its sole discretion, to dispose of the Municipal Solid Waste and Construction and Demolition Waste covered by this Agreement at another Landfill of its choosing, and (ii) shall have the right, upon giving prior notice to the City, to increase the Initial Rates by an amount equal to the sum of (x) the amount, if any, that the disposal fees charged to the Service Provider at such other Landfill exceed those previously charged to the Service Provider at the Initial Landfill(s), and (y) the amount, if any, that the transportation costs incurred by the Service Provider in connection with transporting the Municipal Solid Waste and Construction and Demolition Waste to such other Landfill exceed those that would have been incurred by the Service Provider if such Municipal Solid Waste and Construction and Demolition Waste was transported to the Initial Landfill(s).



WASTE CONNECTIONS

Turkey Creek Landfill
9100 I-35 W
Alvarado, TX 76009
12/01/2022

Attention: Accounts Payable

Subject: Turkey Creek Landfill Price Increase Notice

To Our Valued Customer,

Like many in the market, we are actively monitoring the increasing rise in materials, labor, transportation, and supply costs. Unfortunately, this translates into significantly higher operating costs at the landfill.

In order to continue providing you with quality service, and meet increasing market demands, effective January 2nd, 2023 the Turkey Creek Landfill will increase our base rates by 8%.

Please see attached for your updated rate sheet and Disposal Agreement. Signed Disposal Agreements must be returned to your Account Manager in order for your account to remain active.

We appreciate your business and look forward to remaining your disposal facility of choice. If you should have any questions, please contact your Special Waste Account Manager to discuss at your convenience.

Sincerely,

Elijah Vandergriff
District Manager
Waste Connections
9100 I-35W Alvarado, TX
Office: 817-409-3423
Cell: 817-689-1526

**SEVENTH AMENDMENT TO THE EXCLUSIVE FRANCHISE AGREEMENT
FOR THE COLLECTIONS, HAULING AND DISPOSAL OF MUNICIPAL SOLID WASTE
AND CONSTRUCTION AND DEMOLITION WASTE
FOR THE CITY OF STEPHENVILLE, TEXAS**

This Seventh Amendment to the Exclusive Franchise Agreement for the Collections, Hauling and Disposal of Municipal Solid Waste and Construction and Demolition Waste in the City of Stephenville, Texas ("Seventh Amendment") is made and entered into effective as of the 7th day of March, 2023, by and between WASTE CONNECTIONS LONESTAR, INC. ("Service Provider"), and the CITY OF STEPHENVILLE, TEXAS ("City"). Service Provider and City are each individually referred to herein as a "Party" and collectively as the "Parties". Capitalized terms not otherwise defined herein shall be given the meaning ascribed to them within the Agreement (as defined below).

RECITALS:

WHEREAS, the City and the Service Provider entered into an Exclusive Franchise Agreement dated January 1, 2014 followed by a First Amendment dated January 6, 2015, a Second Amendment dated September 4, 2018 extending the term to December 31, 2023, a Third Amendment dated December 3, 2019, a Fourth Amendment dated December 1, 2020, a Fifth Amendment dated March 1, 2022 adjusting the rates, and a Sixth Amendment adjusting the fuel surcharge table (as amended, the "Agreement") to provide collection, hauling, and disposal services for Municipal Solid Waste and Construction Waste within the City (as such terms are defined in the Agreement); and

WHEREAS, the City and the Service Provider mutually desire to amend the Agreement as further described herein.

AGREEMENT:

NOW, THEREFORE, and in consideration of the premises and such other lawful consideration, the receipt and sufficiency of which each of the parties hereto acknowledge, the parties agree as follows:

1. Rates and Fees. Section 9 of the Agreement is hereby deleted in its entirety and replaced with the following:

Subject to adjustment, as provided in Section 10 hereof, the rates and fees to be charged and received by the Service Provider are as follows:

A. Single-Family Residential Unit Services. For the twice weekly collection Services provided to Single Family Residential Units under Section 4.A. hereof, the Service Provider shall charge (i) \$13.96 per month for each Single-Family Residential Unit utilizing one Roll-Out, plus (ii) \$6.98 per month for each additional Roll-Out utilized by such Single-Family Residential Unit. These rates apply to all Single-Family Residential Units located within the City's corporate limits and billed by the City for water and/or sewer services.

B. Commercial Hand Collect Unit Services. For the twice weekly collection Services provided to Commercial Hand Collect Units under Section 4.B. hereof, the Service Provider shall charge (i) \$22.68 per month for each Commercial Hand Collect Unit utilizing one Roll-Out, plus (ii) \$11.59 per month for each additional Roll-Out utilized by such Commercial Hand Collect Unit. These rates apply to all Commercial Hand Collect Units that are located within the City's corporate limits and billed by the City for water and/or sewer services.

C. Commercial, Industrial and Multi-Family Residential Unit Services. For the as needed/requested Services provided to Commercial, Industrial and Multi-Family Residential Units under Section 5 hereof, the Service Provider shall charge per month for each Container utilizing the following rates:

COMMERCIAL MONTHLY RATE SCHEDULE

Collections Per Week

Size / Pickup	1 x Week	2x Week	3x Week	4x Week	5x Week	6 x Week	Locks	Extra Pickups
2 Cubic Yard	\$78.55	\$132.01	\$185.48	\$ -	\$ -	\$ -	\$11.93	\$49.55
3 Cubic Yard	\$107.29	\$143.83	\$219.33	\$288.27	\$357.17	\$ -	\$11.93	\$58.70
4 Cubic Yard	\$117.70	\$169.15	\$297.64	\$401.04	\$504.44	\$607.82	\$11.93	\$66.83
6 Cubic Yard	\$139.48	\$210.95	\$368.14	\$493.47	\$618.81	\$745.95	\$11.93	\$83.10
8 Cubic Yard	\$157.64	\$288.64	\$428.76	\$572.53	\$720.67	\$866.64	\$11.93	\$99.16

Roll Out Containers

Residential Polycart	\$ 13.97
Residential Extra Polycart	\$ 6.98
Commercial Polycart	\$ 22.68
Commercial Extra Polycart	\$ 11.59

The foregoing rates apply to all Commercial, Industrial and Multi-Family Residential Units located within the City's corporate limits or billed by the City for water and/or sewer services.

Open Top Roll Off Containers

Haul Fee	\$ 245.31
Disposal Fee per Ton	\$ 70.68
Delivery and Exchange	\$ 143.51
Daily Container Rental	\$ 6.74

The Service Provider will negotiate agreements with each Commercial, Industrial or Residential Unit on an individual basis regarding the Roll-Off Services to be provided. The Roll-Off Services will be billed directly to such Commercial, Industrial or Residential Unit and will be collected by the Service Provider. The Roll-Offs provided pursuant to this Section 9.D. must be located within the City in accordance with City ordinances and D. policies. Notwithstanding anything to the contrary contained herein, the Franchise Fee (as defined below) shall not apply to the services set forth in this Section 9.

2. Stephenville Landfill Rates. The disposal rate for the Service Provider at the City of Stephenville Landfill will reflect the "Disposal Fee per Ton" rate reflected in the "Open Top Roll Off Containers" table above. The parties understand the rate to the Service Provider will remain in effect until such rates are modified by subsequent Amendment or new Agreement or until the public rates at the Stephenville Landfill exceed the figure above.
3. Stephenville Wastewater Treatment Plant Rates. The current "Disposal Fee per Ton" rate of \$64.66 per ton shall remain in effect for the Stephenville Wastewater Treatment Plant until October 1, 2023, at which time the rate shall be adjusted to \$70.68 per ton.

- 4. Reaffirmation. The parties hereby restate and reaffirm their agreement with all the terms and provisions of the Agreement, as amended hereby.
- 5. Entire Agreement. The Agreement and this Amendment represent the entire agreement among the parties with respect to the matters that are the subject hereof.
- 6. Counterparts. This Amendment may be executed in counterparts, each of which shall be deemed an original, but all of which collectively shall constitute one and the same instrument representing this Fourth Amendment between the parties hereto, and it shall not be necessary for the proof of this Fourth Amendment that any party produce or account for more than one such counterpart.

IN WITNESS WHEREOF, the undersigned have executed this Fourth Amendment as of the date first written above.

CITY OF STEPHENVILLE, TEXAS

WASTE CONNECTIONS LONE STAR, INC.

By: _____
Doug Svien

By: _____
Sean Dowden

Title: _____
Honorable Mayor

Title: _____
District Manager

ATTEST:

By: _____
Sarah Lockenour

Title: _____
City Secretary

Public Works
STAFF REPORT



SUBJECT: Drainage and Stormwater Discussion
MEETING: Public Works Committee Meeting – 21 FEB 2023
DEPARTMENT: Public Works
STAFF CONTACT: Nick Williams

BACKGROUND:

City of Stephenville Drainage and Stormwater policies and criteria are found in Section 155.6.15. of the Subdivision Ordinance and Part IV of the Engineering Standards Manual (ESM).

A primary objective when developing the ESM was to “Establish and implement drainage policy and criteria to ensure new development does not create or increase flooding problems, cause erosion or pollute downstream water bodies.”

Stormwater and drainage principles in the ESM are based the Regional *integrated* Stormwater Management (iSWM™) Criteria Manual for Site Development and Construction, developed by the North Central Texas Council of Governments (NCTCOG), including Local Provision modifications, as a framework for protecting people and property by incorporating stormwater management into the site development and construction process.

DISCUSSION:

As part of development, drainage related plans and analysis are completed in accordance with iSWM Criteria. Drainage reviews are completed by an independent, third-party consultant as part of the civil plan review process to help ensure no unacceptable adverse impacts are created by the development or re-development of a property such as blocking the flow of water that was present prior to development or creating additional flows of water from the development.

To assist engineers working for developers, staff, as a policy, is assembling a checklist to summarize civil plan set and drainage analysis submittal requirements for development projects. In addition to a submittal checklist, a standard spreadsheet tool is being developed for use by developer’s engineers. The intent of the tool is to facilitate the comparison of pre-development and post-development conditions, including increases/decreases in imperviousness, stormwater discharge rates, and runoff velocities. The spreadsheet tool will create a consistent format for submittal resulting in decreased review times and will assist engineers as a check prior to submitting for review and approval.

The current Stormwater CIP Cost Summary, updated in 2022, has identified over \$53 million in short-term, intermediate, and long-term projects to address existing areas of drainage and flooding concern. Stormwater management criteria, incorporated into the site development process, helps keep this CIP cost from increasing significantly.

REFERENCES:

Subdivision Ordinance: Section 155.6.15. – Drainage and Storm Water
https://library.municode.com/tx/stephenville/codes/land_use_and_zoning?nodemd=TITXVLAUS_CH155SU_S6SUDEST_S155.6.15DRSTWA

Engineering Standards Manual: Part IV – Drainage
https://www.stephenvilletx.gov/sites/default/files/fileattachments/public_works/page/29169/engineering-standards-manual-2018_01-02-adopted.pdf

Table 3
Stormwater CIP Cost Summary
2022 Update



Project Ranking	Project Name	2021 Cost	June 2022 Cost ⁽¹⁾
Short-Term Projects			
1	Graham Ave Culverts	\$ 430,000	\$ 640,000
3	Moonlight Tr Drainage Improvements	\$ 230,000	\$ 350,000
3	Belknap Subbasin Channel Improvements	\$ 290,000	\$ 420,000
5	Rowland Ave / Frey St Drainage Improvements	\$ 1,670,000	\$ 2,520,000
6	Methodist Branch Storm Drain Extension Phase 1	\$ 1,440,000	\$ 2,190,000
8	Prairie Wind Channel Improvements	\$ 450,000	\$ 690,000
10	Spring Bouquet Drainage Improvements	\$ 1,670,000	\$ 1,870,000
13	Dale Ave Drainage Improvements	\$ 730,000	\$ 1,110,000
23	Swan St Culvert Improvements	\$ —	\$ —
Short-Term Total		\$ 6,910,000	\$ 9,790,000
Intermediate Projects			
2	Rowland Channel Improvements Option 1: Buyouts	\$ 1,580,000	\$ 2,450,000
7	Pecan St / Graham Ave Drainage Improvements Phase 1	\$ 2,100,000	\$ 3,190,000
9	Hyman St Alexander Rd Drainage Improvements	\$ 660,000	\$ 790,000
14	Northwest Loop Drainage Improvements	\$ 1,540,000	\$ 2,330,000
14	Elm St / Graham Ave Drainage Improvements Phase 1	\$ 1,920,000	\$ 2,920,000
16	Prairie Wind Culvert and Outfall Improvements	\$ 1,150,000	\$ 3,610,000
17	Old Hico Rd Drainage Improvements	\$ 660,000	\$ 992,500
18	Methodist Branch Storm Drain Extension Phase 2	\$ 1,690,000	\$ 2,560,000
Intermediate Total		\$ 11,300,000	\$ 18,842,500
Long-Term Projects			
11	Second Ave / Alexander Rd Drainage Improvements	\$ 3,890,000	\$ 2,410,000
11	Lingleville Rd Drainage Improvements	\$ 2,720,000	\$ 4,130,000
18	Pecan St / Graham Ave Drainage Improvements Phase 5	\$ 1,530,000	\$ 2,320,000
20	Crow St / Long St Drainage Improvements	\$ 650,000	\$ 980,000
21	Pecan St / Graham Ave Drainage Improvements Phase 4	\$ 1,080,000	\$ 1,620,000
21	Pecan St / Graham Ave Drainage Improvements Phase 3	\$ 1,350,000	\$ 2,050,000
24	Lockhart Rd Culvert Improvements	\$ 330,000	\$ 490,000
25	Pecan St / Graham Ave Drainage Improvements Phase 2	\$ 1,770,000	\$ 2,690,000
25	Tarleton St / Rowland Ave Drainage Improvements Phase 1	\$ 1,690,000	\$ 2,570,000
27	Tarleton St / Rowland Ave Drainage Improvements Phase 2	\$ 1,150,000	\$ 2,180,000
28	Elm St / Graham Ave Drainage Improvements Phase 2	\$ 2,110,000	\$ 3,180,000
Long-Term Total		\$ 18,270,000	\$ 24,620,000
Stormwater CIP Total		\$ 36,480,000	\$ 53,252,500

Note: The Engineer has no control over the cost of labor, materials, equipment, or over the Contractor's methods of determining prices or over competitive bidding or market conditions. Opinions of probable costs provided are based on the information known to the Engineer at this time and represent only the Engineer's judgment as a professional familiar with the industry. The Engineer cannot and does not guarantee the proposals, bids, or actual construction costs will not vary from its opinion of probable costs.

¹Assumes a 114% increase in costs per ENR Building Cost Index (BCI) for 2021 and June 2022.



STAFF REPORT

SUBJECT: Request for New Ordinance Adopting Extended Hours for the Sale and Offer to Sell Mixed Alcoholic Beverages by a Holder of a Mixed Beverages Late Hours Permit

DEPARTMENT: Administration

STAFF CONTACT: Sarah Lockenour, City Secretary

BACKGROUND:

On February 16, 2023, the City Secretary's Office received a TABC Licensing Application for a Late Hours Certificate from Cole & Griggs Inc. with Bull Nettle Sports Bar.

Section 105.03.D.02 of the Texas Alcoholic Beverage Code requires an adopted ordinance by the governing body for extended hours.

Sec. 105.03. HOURS OF SALE: MIXED BEVERAGES. (a) No person may sell or offer for sale mixed beverages at any time not permitted by this section.

(b) A mixed beverage permittee may sell and offer for sale mixed beverages between 7 a.m. and midnight on any day except Sunday. On Sunday he may sell mixed beverages between midnight and 1:00 a.m. and between 10 a.m. and midnight, except that an alcoholic beverage served to a customer between 10 a.m. and 12 noon on Sunday must be provided during the service of food to the customer.

(c) In a city or county having a population of 800,000 or more, according to the last preceding federal census, or 500,000 or more, according to the 22nd Decennial Census of the United States, as released by the Bureau of the Census on March 12, 2001, a holder of a mixed beverage permit who holds a retailer late hours certificate may also sell and offer for sale mixed beverages between midnight and 2 a.m. on any day.

(d) In a city or county other than a city or county described by Subsection (c), the extended hours prescribed in Subsection (c) are effective for the sale of mixed beverages and the offer to sell them by a holder of a mixed beverage permit who holds a retailer late hours certificate:

(1) in the unincorporated areas of the county if the extended hours are adopted by an order of the commissioners court; and

(2) in an incorporated city or town if the extended hours are adopted by an ordinance of the governing body of the city or town.

(e) A violation of a city ordinance or order of a commissioners court adopted pursuant to Subsection (d) of this section is a violation of this code.



STAFF REPORT

SUBJECT: Fire Department Presentation

DEPARTMENT: Fire Department

STAFF CONTACT: Robert Isbell

BACKGROUND:

Fire Department statistics for 2022.

Community Resource Paramedic program.

The Department of Homeland Security (DHS)
Notice of Funding Opportunity (NOFO)
Fiscal Year 2022 Staffing for Adequate Fire and Emergency Response (SAFER) Grant Program

Effective April 4, 2022, the Federal Government transitioned from using the Data Universal Numbering System or DUNS number, to a new, non-proprietary identifier known as a Unique Entity Identifier or UEI. For entities that have an active registration in the System for Award Management (SAM) prior to this date, the UEI has automatically been assigned and no action is necessary. For all entities filing a new registration in SAM.gov after April 4, 2022, the UEI will be assigned to that entity as part of the SAM.gov registration process.

UEI registration information is available on GSA.gov at: Unique Entity Identifier Update | GSA.

Grants.gov registration information can be found at: https://www.grants.gov/web/grants/register.html. Detailed information regarding UEI and SAM is also provided in Section D of this NOFO.

A. Program Description..... 3
1. Issued By 3
2. Assistance Listings Number 3
3. Assistance Listings Title 3
4. Funding Opportunity Title 3
5. Funding Opportunity Number..... 3
6. Authorizing Authority for Program 3
7. Appropriation Authority for Program 3
8. Announcement Type 3
9. Program Category 3
10. Program Overview, Objectives, and Priorities 3
11. Performance Measures 4
B. Federal Award Information 5
1. Available Funding for the NOFO: \$360,000,000 5
2. Projected Number of Awards: 300 5
3. Period of Performance: 12–48 months 5
4. Projected Period of Performance Start Date(s): 06/02/2023 (will vary based on award date and activity type)..... 5
5. Projected Period of Performance End Date(s): 05/31/2024, 05/31/2025, 05/31/2026 or 05/31/2027 (will vary based on award date and activity type) 5
6. Funding Instrument Type: Grant 5
C. Eligibility Information..... 5
1. Eligible Applicants..... 5
2. Applicant Eligibility Criteria 6
3. Other Eligibility Criteria 7

- 4. Maintenance of Effort (MOE) 7
- 5. Cost Share or Match..... 7
- 6. Economic Hardship Waivers 7
- D. Application and Submission Information..... 7
 - 1. Key Dates and Times 7
 - 2. Agreeing to Terms and Conditions of the Award..... 9
 - 3. Address to Request Application Package 9
 - 4. Steps Required to Obtain a Unique Entity Identifier, Register in the System for Award Management (SAM), and Submit an Application 9
 - 5. Electronic Delivery 10
 - 6. How to Register to Apply 10
 - 7. Submitting the Final Application..... 12
 - 8. Timely Receipt Requirements and Proof of Timely Submission 13
 - 9. Content and Form of Application Submission..... 13
 - 10. Funding Restrictions and Allowable Costs..... 14
- E. Application Review Information..... 17
 - 1. Application Evaluation Criteria 17
 - 2. Review and Selection Process. 19
 - 3. Narrative Evaluation Criteria 20
- F. Federal Award Administration Information..... 24
 - 1. Notice of Award..... 24
 - 2. Administrative and National Policy Requirements..... 24
 - 3. Reporting..... 28
 - 4. Monitoring and Oversight..... 32
- G. DHS Awarding Agency Contact Information 33
 - 1. Contact and Resource Information 33
 - 2. Systems Information 34
- H. Additional Information..... 34
 - 1. FEMA Financial Assistance Programs for Infrastructure..... 34
 - 2. Termination Provisions..... 36
 - 3. Program Evaluation 37
 - 4. Period of Performance Extensions..... 37
 - 5. Disability Integration 38
 - 6. Conflicts of Interest in the Administration of Federal Awards or Subawards..... 39
 - 7. Procurement Integrity 40
 - 8. Record Retention 44
 - 9. Actions to Address Noncompliance..... 46
 - 10. Audits..... 47
 - 11. Payment Information 48
 - 12. Whole Community Preparedness..... 48
 - 13. Appendix A – FY 2022 SAFER Program Updates 50
 - 14. Appendix B – Programmatic Information and Priorities 51
 - 15. Appendix C – Award Administration Information 74

A. Program Description**1. Issued By**

U.S. Department of Homeland Security (DHS)/Federal Emergency Management Agency (FEMA)/Grant Programs Directorate (GPD)

2. Assistance Listings Number

97.083

3. Assistance Listings Title

Staffing for Adequate Fire and Emergency Response (SAFER) Grant

4. Funding Opportunity Title

Fiscal Year 2022 Staffing for Adequate Fire and Emergency Response (SAFER) Grant

5. Funding Opportunity Number

DHS-22-GPD-083-00-99

6. Authorizing Authority for Program

Section 34 of the *Federal Fire Prevention and Control Act of 1974*, Pub. L. No. 93-498, as amended (15 U.S.C § 2229a)

7. Appropriation Authority for Program

Department of Homeland Security Appropriations Act, 2022 (Pub. L. No. 117-103)

8. Announcement Type

Initial

9. Program Category

Preparedness: Fire and Life Safety

10. Program Overview, Objectives, and Priorities**a. Overview**

The Fiscal Year (FY) 2022 Staffing for Fire and Emergency Response (SAFER) Grant Program (hereafter referred to as the SAFER Program) is one of three grant programs that constitute the Department of Homeland Security (DHS), Federal Emergency Management Agency's (FEMA) focus on enhancing the safety of the public and firefighters with respect to fire and fire-related hazards. The SAFER Program provides funding directly to fire departments and volunteer firefighter interest organizations to assist in increasing the number of firefighters to help communities meet industry minimum standards and attain 24-hour staffing to provide adequate fire protection from fire and fire-related hazards, and to fulfill traditional missions of fire departments. Since 2005, the SAFER Program has awarded approximately \$5.2 billion in grant funding to provide critically needed resources to hire new, additional firefighters (or to change the status of part-time or paid-on-call firefighters to full-time firefighters), to rehire laid off firefighters, or to retain firefighters facing layoff, as

well as recruitment and retention of volunteer firefighters. Information about success stories for this program can be found at [Assistance to Firefighters Grants Program | FEMA.gov](#).

The SAFER Program is part of a comprehensive set of measures authorized by Congress and implemented by DHS. Among the five basic homeland security missions noted in the [DHS Strategic Plan for Fiscal Years 2020-2024](#), the SAFER Program supports the goal to Strengthen National Preparedness and Resilience. In awarding grants, the FEMA Administrator is required to consider:

- The findings and recommendations of the Technical Evaluation Panel;
- The degree to which an award will reduce deaths, injuries, and property damage by reducing the risks associated with fire-related and other hazards;
- The extent of an applicant’s need for a SAFER Program grant and the need to protect the United States as a whole; and,
- The number of calls requesting or requiring a firefighting or emergency medical response received by an applicant.

The [2022–2026 FEMA Strategic Plan](#) creates a shared vision for the field of emergency management and sets an ambitious, yet achievable, path forward to unify and further professionalize emergency management across the country. The SAFER Program directly supports Goal 3 to Promote and Sustain a Ready FEMA and Prepared Nation. We invite all our stakeholders and partners to join us in building a more prepared and resilient nation.

b. Objectives

The objectives of the SAFER Program are to assist local fire departments with staffing and deployment capabilities to respond to emergencies and ensure that communities have adequate protection from fire and fire-related hazards. Local fire departments accomplish this by improving staffing and deployment capabilities, so they may more effectively and safely respond to emergencies. With enhanced staffing levels, recipients should experience a reduction in response times and an increase in the number of trained personnel assembled at the incident scene.

c. Priorities

Information on program priorities and objectives for the FY 2022 SAFER Program can be found in [Appendix B – Programmatic Information and Priorities](#) of this NOFO.

11. Performance Measures

The grant recipient is required to collect data to allow FEMA to measure performance of the awarded grant in support of the SAFER Program metrics, which are tied to the programmatic objectives and priorities. To measure performance, FEMA may request information throughout the period of performance. In its final performance report submitted at closeout, the recipient must submit sufficient information to demonstrate it has met the performance goal as stated in its award. FEMA will measure the recipient’s performance of the grant by comparing the number of items, supplies, projects, and activities needed and requested in its application with the number of items, supplies, projects, and activities acquired and delivered

by the end of the period of performance using the following programmatic metrics:

- Percent of “majority career” SAFER Program recipients’ structural fire responses that complied with National Fire Protection Association (NFPA) 1710 structural response standards
- Percent of “majority volunteer” SAFER Program recipients’ structural fire responses that complied with NFPA 1720 structural response standards
- Percent of SAFER Program recipients who reported and provided evidence that the grant funding increased compliance with NFPA 1710 or 1720 assembly and deployment standards.

B. Federal Award Information

1. Available Funding for the NOFO: **\$360,000,000**

2. Projected Number of Awards: **300**

3. Period of Performance: **12–48 months**
 - **Hiring of Firefighters (Hiring) Activity:** The period of performance for applications funded under the Hiring Activity will be 36 months.
 - **Recruitment and Retention (R&R) Activity:** The period of performance for applications funded under the R&R Activity will be 12, 24, 36, or 48 months.

Extensions to the period of performance are allowed. For additional information on period of performance extensions, please refer to [Section H](#) of this NOFO.

FEMA awards under most programs, including this program, only include one budget period, so it will be same as the period of performance. *See* 2 C.F.R. § 200.1 for definitions of “budget period” and “period of performance.”

4. Projected Period of Performance Start Date(s): **06/02/2023 (will vary based on award date and activity type)**

5. Projected Period of Performance End Date(s): **05/31/2024, 05/31/2025, 05/31/2026 or 05/31/2027 (will vary based on award date and activity type)**

6. Funding Instrument Type: **Grant**

C. Eligibility Information

1. Eligible Applicants

a. Hiring Activity

Fire departments operating in any of the 50 states, as well as fire departments in the District of Columbia, the Commonwealth of the Northern Mariana Islands, the U.S. Virgin Islands,

Guam, American Samoa, the Commonwealth of Puerto Rico,¹ or any federally recognized Indian tribe or tribal organization. A fire department is an agency or organization having a formally recognized arrangement with a state, local, tribal, or territorial authority (city, county, parish, fire district, township, town, or other governing body) to provide fire suppression to a population within a geographically fixed primary first due response area.

b. R&R Activity

Volunteer and combination fire departments operating in any of the 50 states, as well as fire departments in the District of Columbia, the Commonwealth of the Northern Mariana Islands, the U.S. Virgin Islands, Guam, American Samoa, the Commonwealth of Puerto Rico, or any federally recognized Indian tribe or tribal organization. A fire department is an agency or organization having a formally recognized arrangement with a state, local, tribal, or territorial authority (city, county, parish, fire district, township, town, or other governing body) to provide fire suppression to a population within a geographically fixed primary first due response area. National, regional, state, local, tribal and nonprofit interest organizations representing the interests of volunteer firefighters are eligible to receive a SAFER Program award under the R&R Activity.

Information on ineligible applications and/or organizations is in [Appendix B – Programmatic Information and Priorities](#) of this NOFO.

2. Applicant Eligibility Criteria

a. Hiring Activity: The Hiring Activity offers grants to support applications to hire new, additional firefighters (or to change the status of part-time or paid-on-call firefighters to full-time firefighters), rehire laid off firefighters, or to retain firefighters facing layoff. National, regional, state, local, tribal, and nonprofit interest organizations representing the interests of volunteer firefighters are not eligible to receive a SAFER Program award under the Hiring Activity.

b. R&R Activity: The R&R Activity offers grants to support applications to assist fire departments with the recruitment and retention of volunteer firefighters who are involved with or trained in the operations of firefighting and emergency response. Career fire departments are not eligible to apply for funding under the R&R Activity.

Each activity has its own application and eligibility requirements, as further outlined in [Appendix B – Programmatic Information and Priorities](#) of this NOFO.

An application submitted by an otherwise eligible non-federal entity (i.e., the applicant) may be deemed ineligible when the person that submitted the application is not: **1) a current**

¹ The District of Columbia, the Commonwealth of the Northern Mariana Islands, the U.S. Virgin Islands, Guam, American Samoa, and the Commonwealth of Puerto Rico are all defined as “States” in the Federal Fire Prevention and Control Act of 1974. See 15 U.S.C. § 2203(10).

employee, personnel, official, staff, or leadership of the non-federal entity; and 2) duly authorized to apply for an award on behalf of the non-federal entity at the time of application.

Further, the Authorized Organization Representative (AOR) must be a duly authorized current employee, personnel, official, staff, or leadership of the recipient and *provide an email address unique to the recipient at the time of application and upon any change in assignment during the period of performance. Consultants or contractors of the recipient are not permitted to be the AOR of the recipient.*

3. Other Eligibility Criteria

National Incident Management System (NIMS) Implementation

SAFER Program applicants are not required to comply with NIMS to apply for SAFER Program funding or to receive a SAFER Program award. Any applicant who receives an FY 2022 SAFER Program award must achieve the level of NIMS compliance required by the Authority Having Jurisdiction (AHJ) over the applicant’s emergency service operations (e.g., a local government), prior to the end of the grant’s period of performance.

4. Maintenance of Effort (MOE)

There is no MOE or minimum budget requirement for the FY 2022 SAFER Program.

5. Cost Share or Match

There is no cost share or match or position cost limit for the FY 2022 SAFER Program. The award budget will not account for any voluntary committed cost sharing or overmatch. The use of an overmatch is not given additional consideration when scoring applicants.

6. Economic Hardship Waivers

Because there is no minimum budget requirement, cost share requirement, or position cost limit, an economic hardship waiver process is not necessary for the FY 2022 SAFER Program.

D. Application and Submission Information

1. Key Dates and Times

a. *Application Start Date:* February 13, 2023 at 8 a.m. ET

b. *Application Submission Deadline:* March 17, 2023 at 5 p.m. ET

All applications **must** be received by the established deadline.

FEMA’s Grants Outcomes (FEMA GO) system automatically records proof of timely submission, and the system generates an electronic date/time stamp when FEMA GO successfully receives the application. The individual with the Authorized Organization Representative role that submitted the application will also receive the official date/time stamp and a FEMA GO tracking number in an email serving as proof of their timely

submission. For additional information on how an applicant will be notified of application receipt, see the subsection titled “Timely Receipt Requirements and Proof of Timely Submission” in Section D of this NOFO.

FEMA will not review applications that are received after the deadline or consider these late applications for funding. FEMA may, however, extend the application deadline on request for any applicant who can demonstrate that good cause exists to justify extending the deadline. Good cause for an extension may include technical problems outside of the applicant’s control that prevent submission of the application by the deadline, other exigent or emergency circumstances, or statutory requirements for FEMA to make an award.

Applicants experiencing technical problems outside of their control must notify FEMA as soon as possible and before the application deadline. Failure to timely notify FEMA of the issue that prevented the timely filing of the application may preclude consideration of the award. “Timely notification” of FEMA means the following: prior to the application deadline and within 48 hours after the applicant became aware of the issue.

A list of FEMA contacts can be found in [Section G](#) of this NOFO, “DHS Awarding Agency Contact Information.” For technical assistance with the FEMA GO system, please contact the FEMA GO Help Desk at FEMAGO@fema.dhs.gov or (877) 611-4700, Monday through Friday, 8 a.m. – 6 p.m. ET.

For programmatic or grants management questions, please contact your Preparedness Officer or Grants Management Specialist. If applicants do not know who to contact or if there are programmatic questions or concerns, please contact the SAFER Program Help Desk by phone at (866) 274-0960 or by email at FireGrants@fema.dhs.gov, Monday through Friday, 8 a.m. – 4:30 p.m. ET.

- c. **Anticipated Funding Selection Date:** **No later than 9/30/2023**
- d. **Anticipated Award Date:** Beginning on approximately 06/02/2023 and continuing thereafter until all FY 2022 SAFER Program grant awards are issued (but no later than 09/30/2023).
- e. **Other Key Dates**

Event	Suggested Deadline for Completion
Obtaining Unique Entity Identifier (UEI) number	Four weeks before actual submission deadline
Obtaining a valid Employer Identification Number (EIN)	Four weeks before actual submission deadline
Creating an account with login.gov	Four weeks before actual submission deadline
Registering in SAM or updating SAM registration	Four weeks before actual submission deadline

Registering Organization in FEMA GO	Four weeks prior to beginning application
Submitting complete application in FEMA GO	One week before actual submission deadline

2. Agreeing to Terms and Conditions of the Award

By submitting an application, applicants agree to comply with the requirements of this NOFO and the terms and conditions of the award, should they receive an award.

3. Address to Request Application Package

Applications are processed through the FEMA GO system. To access the system, go to <https://go.fema.gov/>.

Note: Hard copies of the application are not available. However, the Telephone Device for the Deaf (TDD) and/or Federal Information Relay Service (FIRS) number available for this notice is (800) 462-7585.

4. Steps Required to Obtain a Unique Entity Identifier, Register in the System for Award Management (SAM), and Submit an Application

Applying for an award under this program is a multi-step process and requires time to complete. Applicants are encouraged to register early as the registration process can take four weeks or more to complete. Therefore, registration should be done in sufficient time to ensure it does not impact your ability to meet required submission deadlines.

Please review the table above for estimated deadlines to complete each of the steps listed. Failure of an applicant to comply with any of the required steps before the deadline for submitting an application may disqualify that application from funding.

To apply for an award under this program, all applicants must:

- a. Apply for, update, or verify their Unique Entity Identifier (UEI) number and Employer Identification Number (EIN) from the Internal Revenue Service;
- b. In the application, provide a UEI number;
- c. Have an account with login.gov;
- d. Register for, update, or verify their SAM account and ensure the account is active before submitting the application;
- e. Register in FEMA GO, add the organization to the system, and establish the Authorized Organizational Representative (AOR). The organization’s electronic business point of contact (eBiz POC) from the SAM registration may need to be involved in this step. See the [FEMA GO Startup Guide](#) for step-by-step instructions.
- f. Submit the complete application in FEMA GO; and
- g. Continue to maintain an active SAM registration with current information at all times during which it has an active federal award or an application or plan under consideration by a federal awarding agency. As part of this, applicants must also provide information on an applicant’s immediate and highest-level owner and subsidiaries, as well as on all

predecessors that have been awarded federal contracts or federal financial assistance within the last three years, if applicable.

Applicants are advised that FEMA may not make a federal award until the applicant has complied with all applicable SAM requirements. Therefore, an applicant's SAM registration must be active not only at the time of application, but also during the application review period and when FEMA is ready to make a federal award. Further, as noted above, an applicant's or recipient's SAM registration must remain active for the duration of an active federal award. If an applicant's SAM registration is expired at the time of application, expires during application review, or expires any other time before award, FEMA may determine that the applicant is not qualified to receive a federal award and use that determination as a basis for making a federal award to another applicant.

Per 2 C.F.R. § 25.110(c)(2)(iii), if an applicant is experiencing exigent circumstances that prevents it from obtaining an UEI number and completing SAM registration prior to receiving a federal award, the applicant must notify FEMA as soon as possible by contacting FireGrants@fema.dhs.gov and providing the details of the circumstances that prevent completion of these requirements. If FEMA determines that there are exigent circumstances and FEMA has decided to make an award, the applicant will be required to obtain an UEI number, if applicable, and complete SAM registration within 30 days of the federal award date.

5. Electronic Delivery

DHS is participating in the Grants.gov initiative to provide the grant community with a single site to find and apply for grant funding opportunities. DHS encourages or requires applicants to submit their applications online through Grants.gov, depending on the funding opportunity.

For this funding opportunity, FEMA requires applicants to submit applications through FEMA GO.

6. How to Register to Apply

a. *General Instructions:*

Registering and applying for an award under this program is a multi-step process and requires time to complete. Read the instructions below about registering to apply for FEMA funds. Applicants should read the registration instructions carefully and prepare the information requested before beginning the registration process. Reviewing and assembling the required information before beginning the registration process will alleviate last-minute searches for required information.

The registration process can take up to four weeks to complete. To ensure an application meets the deadline, applicants are advised to start the required steps well in advance of their submission.

Organizations must have an UEI number, an EIN, an active System for Award Management (SAM) registration, and Grants.gov account to apply for grants.

b. *Obtain an UEI Number:*

All entities applying for funding, including renewal funding must have a UEI number. Applicants must enter the UEI number in the applicable data entry field on the SF-424 form.

For more detailed instructions for obtaining a UEI number, refer to: [SAM.gov](https://sam.gov).

c. *Obtain Employer Identification Number*

All entities applying for funding must provide an Employer Identification Number (EIN). The EIN can be obtained from the IRS by visiting: <https://www.irs.gov/businesses/small-businesses-self-employed/apply-for-an-employer-identification-number-ein-online>.

d. *Create a login.gov account:*

Applicants must have a login.gov account to register with SAM or update their SAM registration. Applicants can create a login.gov account here: https://secure.login.gov/sign_up/enter_email?request_id=34f19fa8-14a2-438c-8323-a62b99571fd3.

Applicants only have to create a login.gov account once. For applicants that are existing SAM users, use the same email address for the login.gov account as with SAM.gov so that the two accounts can be linked.

For more information on the login.gov requirements for SAM registration, refer to: <https://www.sam.gov/SAM/pages/public/loginFAQ.jsf>.

e. *Register with SAM:*

All organizations applying online through Grants.gov must register with SAM. Failure to register with SAM will prevent your organization from applying through Grants.gov. SAM registration must be renewed annually and must remain active throughout the entire grant life cycle.

For more detailed instructions for registering with SAM, refer to: <https://www.grants.gov/web/grants/applicants/organization-registration/step-2-register-with-sam.html>.

Note: As a new requirement per 2 C.F.R. § 25.200, applicants must also provide the applicant's immediate and highest-level owner, subsidiaries, and predecessors that have been awarded federal contracts or federal financial assistance within the last three years, if applicable.

I. ADDITIONAL SAM REMINDERS

Existing SAM.gov account holders should check their account to make sure it is “ACTIVE.” SAM registration should be completed at the very beginning of the application period and should be renewed annually to avoid being “INACTIVE.” **Please allow plenty of time before the grant application submission deadline to obtain a UEI number and then to register in SAM. It may be four weeks or more after an applicant submits the SAM registration before the registration is active in SAM, and then it may be an additional 24 hours before FEMA’s system recognizes the information.**

It is imperative that the information applicants provide is correct and current. Please ensure that your organization’s name, address, and EIN are up to date in SAM and that the UEI number used in SAM is the same one used to apply for all other FEMA awards. Payment under any FEMA award is contingent on the recipient’s having a current SAM registration.

II. HELP WITH SAM

The SAM quick start guide for new recipient registration and SAM video tutorial for new applicants are tools created by the General Services Administration (GSA) to assist those registering with SAM. If applicants have questions or concerns about a SAM registration, please contact the Federal Support Desk at <https://www.fsd.gov/fsd-gov/home.do> or call toll free (866) 606-8220.

f. *Register in FEMA GO, Add the Organization to the System, and Establish the AOR:*

Applicants must register in FEMA GO and add their organization to the system. The organization’s electronic business point of contact (eBiz POC) from the SAM registration may need to be involved in this step. For step-by-step instructions, see <https://www.fema.gov/media-library/assets/documents/181607>.

Note: FEMA GO will support only the most recent major release of the following browsers:

- Google Chrome
- Internet Explorer
- Mozilla Firefox
- Apple Safari
- Microsoft Edge

Users who attempt to use tablet type devices or other browsers may encounter issues with using FEMA GO.

7. Submitting the Final Application

Applicants will be prompted to submit the standard application information and any program-specific information required as described in Section D of this NOFO, “[Content and Form of Application Submission](#).” The Standard Forms (SF) may be accessed in the Forms tab under the [SF-424 family on Grants.gov](#). Applicants should review these forms before applying to ensure they have all the information required.

After submitting the final application, FEMA GO will provide either an error message or a successfully received transmission in the form of an email sent to the AOR that submitted the application. Applicants using slow internet connections, such as dial-up connections, should be aware that transmission can take some time before FEMA GO receives your application.

For additional application submission requirements, including program-specific requirements, please refer to the subsection titled “[Content and Form of Application Submission](#)” under Section D of this NOFO.

8. Timely Receipt Requirements and Proof of Timely Submission

All applications must be completed in FEMA GO by the application deadline. FEMA GO automatically records proof of timely submission, and the system generates an electronic date/time stamp when FEMA GO successfully receives the application. The individual with the Authorized Organization Representative (AOR) role that submitted the application will also receive the official date/time stamp and a FEMA GO tracking number in an email serving as proof of their timely submission on the date and time that FEMA GO received the application.

Applicants who experience system-related issues will be addressed until 3:00 p.m. ET on the date applications are due. No new system-related issues will be addressed after this deadline. Applications not received by the application submission deadline will not be accepted.

9. Content and Form of Application Submission

a. Standard Required Application Forms and Information

The following forms or information are required to be submitted via FEMA GO. The Standard Forms (SF) are also available at <https://www.grants.gov/web/grants/forms/sf-424-family.html>.

- **SF-424, Application for Federal Assistance**
- **Grants.gov Lobbying Form, Certification Regarding Lobbying**
- **SF-424A, Budget Information (Non-Construction)**
 -
- **SF-424B, Standard Assurances (Non-Construction)**
 -
- **SF-LLL, Disclosure of Lobbying Activities**
- **Indirect Cost Agreement or Proposal** if the budget includes indirect costs and the applicant is required to have an indirect cost rate agreement or proposal. If the applicant does not have or is not required to have an indirect cost rate agreement or proposal, please see [Section D](#) of this NOFO, “[Funding Restrictions and Allowable Costs](#),” for further information regarding allowability of indirect costs and whether alternatives to an indirect cost rate agreement or proposal might be available, or contact the relevant FEMA staff identified in [Section G](#) of this NOFO, “[DHS Awarding Agency Contact Information](#)” for further instructions.

b. *Program-Specific Required Forms and Information*

For program-specific required and optional forms and information, please see the Appendices to this NOFO.

10. Funding Restrictions and Allowable Costs

All costs charged to awards covered by this NOFO must comply with the Uniform Administrative Requirements, Cost Principles, and Audit Requirements at 2 C.F.R. Part 200, unless otherwise indicated in the NOFO or the terms and conditions of the award. This includes, among other requirements, that costs must be incurred, and products and services must be delivered, within the period of performance of the award. *See* 2 C.F.R. § 200.403(h) (referring to budget periods, which for FEMA awards under this program is the same as the period of performance).

In general, the Cost Principles establish standards for the allowability of costs, provide detailed guidance on the cost accounting treatment of costs as direct or administrative costs, and set forth allowability principles for selected items of cost. More specifically, except as otherwise stated in this NOFO, the terms and condition of an award, or other program materials, costs charged to awards covered by this NOFO must be consistent with the Cost Principles for Federal Awards located at 2 C.F.R. Part 200, Subpart E. In order to be allowable, all costs charged to a FEMA award or applied to the cost share must be reasonable in nature and amount and allocable to the particular FEMA award.

Additionally, all costs charged to awards must comply with the grant program's applicable statutes, policies, requirements in this NOFO as well as with the terms and conditions of the award. If FEMA staff identify costs that are inconsistent with any of these requirements, these costs may be disallowed, and FEMA may recover funds as appropriate, consistent with applicable laws, regulations, and policies.

As part of those requirements, grant recipients and subrecipients may only use federal funds or funds applied to a cost share for the purposes set forth in this NOFO and the terms and conditions of the award, and those costs must be consistent with the statutory authority for the award.

Grant funds may not be used for matching funds for other federal grants/cooperative agreements, lobbying, or intervention in federal regulatory or adjudicatory proceedings. In addition, federal funds may not be used to sue the federal government or any other government entity.

Additionally, federal employees are prohibited from working in any capacity (paid or unpaid) on the development of any proposal submitted under this program.

In addition to the subsections below, please see [Appendix B – Programmatic Information and Priorities, Section d. Restrictions on Uses of Award Funds](#) for additional information on funding restrictions and allowable costs.

a. *Prohibitions on Expending FEMA Award Funds for Covered Telecommunications Equipment or Services*

Recipients and subrecipients of FEMA federal financial assistance are subject to the prohibitions described in section 889 of the [John S. McCain National Defense Authorization Act for Fiscal Year 2019 \(FY 2019 NDAA\)](#), Pub. L. No. 115-232 (2018) and 2 C.F.R. §§ 200.216, 200.327, 200.471, and Appendix II to 2 C.F.R. Part 200. Beginning August 13, 2020, the statute – as it applies to FEMA recipients, subrecipients, and their contractors and subcontractors – prohibits obligating or expending federal award funds on certain telecommunications and video surveillance products and contracting with certain entities for national security reasons.

Guidance is available at [Prohibitions on Expending FEMA Award Funds for Covered Telecommunications Equipment or Services, FEMA Policy #405-143-1](#), or superseding document.

Additional guidance is available at [Contract Provisions Guide: Navigating Appendix II to Part 200 - Contract Provisions for Non-Federal Entity Contracts Under Federal Awards \(fema.gov\)](#).

Effective August 13, 2020, FEMA recipients and subrecipients **may not** use any FEMA funds under open or new awards to:

- (1) Procure or obtain any equipment, system, or service that uses covered telecommunications equipment or services as a substantial or essential component of any system, or as critical technology of any system;
- (2) Enter into, extend, or renew a contract to procure or obtain any equipment, system, or service that uses covered telecommunications equipment or services as a substantial or essential component of any system, or as critical technology of any system; or
- (3) Enter into, extend, or renew contracts with entities that use covered telecommunications equipment or services as a substantial or essential component of any system, or as critical technology as part of any system.

I. REPLACEMENT EQUIPMENT AND SERVICES

FEMA grant funding may be permitted to procure replacement equipment and services impacted by this prohibition, provided the costs are otherwise consistent with the requirements of the NOFO.

II. DEFINITIONS

Per section 889(f)(2)-(3) of the FY 2019 NDAA and 2 C.F.R. § 200.216, covered telecommunications equipment or services means:

- i. Telecommunications equipment produced by Huawei Technologies Company or ZTE Corporation, (or any subsidiary or affiliate of such entities);

- ii. For the purpose of public safety, security of Government facilities, physical security surveillance of critical infrastructure, and other national security purposes, video surveillance and telecommunications equipment produced by Hytera Communications Corporation, Hangzhou Hikvision Digital Technology Company, or Dahua Technology Company (or any subsidiary or affiliate of such entities);
- iii. Telecommunications or video surveillance services provided by such entities or using such equipment; or
- iv. Telecommunications or video surveillance equipment or services produced or provided by an entity that the Secretary of Defense, in consultation with the Director of National Intelligence or the Director of the Federal Bureau of Investigation, reasonably believes to be an entity owned or controlled by, or otherwise connected to, the People's Republic of China.

Examples of the types of products covered by this prohibition include phones, internet, video surveillance, and cloud servers when produced, provided, or used by the entities listed in the definition of "covered telecommunications equipment or services." See 2 C.F.R. § 200.471.

b. *Pre-Award Costs*

Generally, grant funds cannot be used to pay for products and services contracted for or obligated prior to the effective date of the award. Fees for grant writers are considered an exception and may be included as a pre-award expenditure, see [Appendix C](#) for details. Further, other costs incurred after the application deadline, but prior to an offer of award, may be eligible for reimbursement only if the following conditions are met:

- The recipient must request approval from FEMA to incur such pre-award costs. Requests must be sent via email to FireGrants@fema.dhs.gov and include the application number and justification narrative. Please note, the recipient must seek approval at the time of acquisition and before the award is announced.
- The recipient must receive written confirmation from FEMA that the expenses have been reviewed and that FEMA has determined the costs to be justified, unavoidable, and consistent with the grant's scope of work.
- The pre-award cost must meet the requirements of 2 C.F.R. § 200.458, which provides that the costs must be necessary for efficient and timely performance of the grant's scope of work.

Note: FEMA reserves the right to re-evaluate and disallow pre-award costs at time of award monitoring if it is later determined that the services were not properly procured or do not satisfy the requirements of 2 C.F.R. § 200.458.

See [Appendix C – Award Administration Information](#) for further information regarding grant writer fees and the "[Additional Information](#)" section of this NOFO for general procurement under grants requirements.

c. *Management and Administration (M&A) Costs*

M&A activities are those directly related to the management and administration of the SAFER award funds, such as financial management and monitoring. M&A expenses should be based only on actual expenses or known contractual costs; requests that are simple percentages of the award or estimates, without supporting justification or adequate documentation will not be allowed or considered for reimbursement. Salaries and fringe benefits for personnel directly supporting the grant are not required to be included in the M&A budget line item. No more than 3% of the federal share of SAFER Program funds awarded may be expended by the recipient for M&A for purposes associated with the SAFER Program award. M&A costs are not eligible under the Hiring Activity.

d. *Indirect Facilities & Administrative (F&A) Costs*

Indirect costs are allowable only under R&R Activity for this program as described in 2 C.F.R. Part 200, including 2 C.F.R. § 200.414. Applicants with a current negotiated indirect cost rate agreement that desire to charge indirect costs to an award must provide a copy of their negotiated indirect cost rate agreement at the time of application. Not all applicants are required to have a current negotiated indirect cost rate agreement. Applicants that are not required by 2 C.F.R. Part 200 to have a negotiated indirect cost rate agreement but are required by 2 C.F.R. Part 200 to develop an indirect cost rate proposal must provide a copy of their proposal at the time of application. Applicants who do not have a current negotiated indirect cost rate agreement (including a provisional rate) and wish to charge the de minimis rate must reach out to the FEMA Preparedness Officer for further instructions. Applicants who wish to use a cost allocation plan in lieu of an indirect cost rate must also reach out to FEMA Preparedness Officer for further instructions. Post-award requests to charge indirect costs will be considered on a case-by-case basis and based upon the submission of an agreement or proposal as discussed above or based upon on the de minimis rate or cost allocation plan, as applicable. Indirect costs are not allowable under the Hiring Activity.

e. *Other Direct Costs*

• ***Construction***

Construction costs are not eligible under the SAFER Program. Construction includes major alterations to a building that changes the profile or footprint of the structure.

Modifications to facilities activities described in [Appendix B – Programmatic Information and Priorities, Section f. Funding Priorities](#) are not considered construction costs for purposes of general award cost categorization and may be eligible. However, modifications to facilities activities might be considered “construction” for purposes of applicable procurement under grants requirements or environmental protection and historic preservation purposes.

E. Application Review Information

1. Application Evaluation Criteria

a. *Programmatic Criteria*

Funding priorities and programmatic criteria for evaluating SAFER Program applications are established by FEMA based on the recommendations from the Criteria Development Panel (CDP). Each year, FEMA convenes a panel of fire service professionals to develop funding priorities for the SAFER Program. The panel makes recommendations about funding priorities as well as developing criteria for awarding grants.

The **nine major fire service organizations** represented on the panel are:

- International Association of Fire Chiefs
- International Association of Fire Fighters
- National Volunteer Fire Council
- National Fire Protection Association
- National Association of State Fire Marshals
- International Association of Arson Investigators
- International Society of Fire Service Instructors
- North American Fire Training Directors
- Congressional Fire Service Institute

The CDP is charged with making recommendations to FEMA regarding the creation or modification of previously established funding priorities as well as developing criteria for awarding grants. The content of this NOFO reflects implementation of the CDP's recommendations with respect to the priorities, direction, and criteria for awards.

FEMA will rank all complete and submitted applications based on how well they align with the program priorities for the activity. Answers to the application's activity specific questions provide information used to determine each application's ranking relative to the stated program priorities

b. *Financial Integrity Criteria*

Prior to making a federal award, FEMA is required by 31 U.S.C. § 3354, as enacted by the Payment Integrity Information Act of 2019, Pub. L. No. 116-117 (2020); 41 U.S.C. § 2313; and 2 C.F.R. § 200.206 to review information available through any Office of Management and Budget (OMB)-designated repositories of governmentwide eligibility qualification or financial integrity information, including whether the applicant is suspended or debarred. FEMA may also pose additional questions to the applicant to aid in conducting the pre-award risk review. Therefore, application evaluation criteria may include the following risk-based considerations of the applicant:

- i. Financial stability;
- ii. Quality of management systems and ability to meet management standards;
- iii. History of performance in managing federal award;
- iv. Reports and findings from audits; and,
- v. Ability to effectively implement statutory, regulatory, or other requirements.

c. *Supplemental Financial Integrity Criteria and Review*

Prior to making a federal award where the anticipated total federal share will be greater than the simplified acquisition threshold, currently \$250,000:

- i. FEMA is required to review and consider any information about the applicant, including information on the applicant's immediate and highest-level owner, subsidiaries, and predecessors, if applicable, that is in the designated integrity and performance system accessible through the System for Award Management (SAM), which is currently the [Federal Awardee Performance and Integrity Information System](#) (FAPIIS).
- ii. An applicant, at its option, may review information in FAPIIS and comment on any information about itself that a federal awarding agency previously entered.
- iii. FEMA will consider any comments by the applicant, in addition to the other information in FAPIIS, in making a judgment about the applicant's integrity, business ethics, and record of performance under federal awards when completing the review of risk posed by applicants as described in 2 C.F.R. § 200.206.

2. Review and Selection Process

SAFER Program applications are reviewed through a multi-phase process. All applications are electronically pre-scored and ranked based on how well they align with the funding priorities outlined in this NOFO.

Applications with the highest pre-score rankings per activity are then scored competitively by no less than three members of a Peer Review Panel. Applications will also be evaluated through a series of internal FEMA review processes for completeness, adherence to programmatic guidelines, technical feasibility, costs/quantities, and anticipated effectiveness of the proposed project(s). Below is the process by which applications will be reviewed:

i. Pre-scoring Process

The application undergoes an electronic pre-scoring process based on established program priorities listed in [Appendix B – Programmatic Information and Priorities](#) and answers to activity-specific questions within the online application. Application Narratives are not reviewed during the pre-score process. “Request Details” and “Budget” information should comply with program guidance and statutory funding limitations. The pre-score is 50% of the total application score under the Hiring Activity, and 30% of the total application score under the R&R Activity.

ii. Peer Review Panel Process

Applications with the highest rankings from the pre-scoring process will undergo a Peer Review Panel process. A panel of peer reviewers is comprised of fire service

representatives recommended by the CDP. Peer reviewers will assess the merits of each application based on the narrative statement on the requested activity. The evaluation elements listed in the “Narrative Evaluation Criteria” below will be used to calculate the narrative’s score for each activity requested. Panelists will independently score each requested activity within the application, discuss the merits and/or shortcomings of the application with their peers, and document the findings. A consensus is not required. The panel score is 50% of the total application score under the Hiring Activity, and 70% of the total application score under the R&R Activity.

iii. Technical Evaluation Process (TEP)

The highest scoring applications from both activities will be considered within the fundable range. Applications that are in the fundable range will undergo a Technical Review by the FEMA Program Office prior to being recommended for award. The FEMA Program Office will assess the request with respect to costs, quantities, feasibility, eligibility, and recipient responsibility prior to recommending any application for award. Once the TEP is complete, each application’s cumulative score will be determined, and a final ranking of applications will be created. FEMA will award grants based on this final ranking and the ability to meet statutorily required funding limitations outlined in [Appendix B - Programmatic Information and Priorities](#) of this NOFO.

3. Narrative Evaluation Criteria

The Narrative Statements of the application must provide specific details about the activity for which applicants seek funding, including budget details. The weighted evaluation criteria used by the peer reviewers in the determination of the grant award, as described below, make up the elements of the narrative statement score. **FEMA conducts reviews of a random sampling of applications to compare them for duplication including the narrative statements and statistical data. Therefore, all elements of the narrative statements must be specific and unique to the applying entity, and all statistical data must be accurate.** Applications with narrative statements that have substantial duplication of statements, sentences, or paragraphs to other submitted applications, and/or inaccurate data that may mislead reviewers may be disqualified. Discovery of falsification, fabrication, or plagiarism of other grant proposals will disqualify the application(s).

Note: FEMA evaluates each application on its merit, veracity, and accuracy to ascertain how the narrative statement(s) outlined within the application depicts the applicant’s and their community’s uniqueness, their particular risks, and how selecting them over a similarly situated applicant advances the objectives of the SAFER program to assist local fire departments with staffing and deployment capabilities to respond to emergencies and assure that communities have adequate protection from fire and fire-related hazards. At any time during application review process, including the technical review stage, FEMA may request additional documentation from applicants, including but not limited to:

- a) Copies of official or certified documents demonstrating the claimed financial need;

- b) Copies of the applicant's needs assessment report, survey, or any documented other efforts undertaken to identify the applicant's unique project objectives;
 - c) Copies of the risk analysis conducted to ascertain how said project will address the applicant's unique needs in alignment with their mission and SAFER Program grant purpose;
 - d) Additional information or evidence detailing the applicant's particular risks; and
 - e) Any other information deemed necessary to adequately weigh the applicant's assistance request for funding under this discretionary-competitive grant program.
- No applicant is guaranteed funding.

The Narrative Statement blocks do not allow for formatting. Do not type the Narrative Statements using only capital letters. Additionally, do not include tables, special characters or fonts (e.g., quotation marks, bullets), or graphs. Space for the Narrative Statement is limited. While each element must have a minimum of 200 characters, the maximum number of characters varies based on the questions being asked.

Peer Review Panelists will evaluate and score each activity based on the following narrative elements within each activity.

a. Hiring Activity - the panel score is 50% of the total application score.

i. Project Description (30%):

- Why does the department need the positions requested in this application?
- How will the positions requested in this application be used within the department (e.g., fourth firefighter on engine, open a new station, eliminate browned out stations, reduce overtime)?
- What unique and specific services will the requested positions provide to the fire department and community?
- How will funds awarded through this grant enhance the department's ability to protect critical infrastructure within the primary response area?

ii. Impact on Daily Operations (30%):

- How are the community and the current firefighters employed by the department at risk without the positions requested in this application?
- How will that risk be unequivocally reduced if awarded?

iii. Financial Need (30%):

- Provide an income versus expenses breakdown of the department's current annual budget.
- Describe the department's precise budget shortfalls and inability to address financial needs without federal assistance.
- Describe what other actions the department has taken to obtain funding elsewhere (e.g., state assistance programs, other grant programs).
- Discuss how the critical functions of the department are uniquely affected without this funding.

iv. **Cost Benefit (10%):**

- Describe the unique and specific benefits (e.g., quantifying the anticipated savings and/or efficiencies) the department and community will realize if awarded the positions requested in this application.

b. **R&R Activity (Fire Departments)** - the panel score is 70% of the total application score.

i. **Project Description (30%):**

- Describe the unique problems and issues the department is experiencing in recruiting new volunteer firefighters.
- Describe the particular problems and issues the department is experiencing in retaining current members.
- Describe the precise implementation plan, including the goals, objectives, methods, specific steps, and timelines to directly address the identified problems or issues.
- Describe the current marketing plan already in place, or the marketing program to be put in place with or without grant funds.
- Describe how the program will be uniquely evaluated for its impact on identified recruitment and retention problems and issues. Describe how the overall effectiveness of the grant will be measured.
- Describe the unique and specific services the new volunteer firefighters and/or retention of current volunteer firefighters will provide for the fire department(s) and community.
- If the grant request will have a regional impact, discuss how the regional partners will benefit and which activities they will benefit from.

ii. **Impact on Daily Operations (30%):**

- Describe with particularity and discreteness how the community and current volunteer firefighters in the department are at risk without the items or activities requested in this application.
- Describe how that risk will be unequivocally reduced if awarded funding.
- Explain the definitive impact the recruitment of new volunteer firefighters and/or the retention of current volunteer firefighters will have on the department's NFPA compliance.

iii. **Financial Need (30%):**

- Provide an income versus expenses breakdown of the department's current annual budget.
- Describe the department's precise budget shortfalls and its inability to address financial needs without federal assistance.
- Describe what other actions the department has taken to obtain funding elsewhere (e.g., state assistance programs, other grant programs), and how similar projects have been funded in the past.
- Discuss how the critical functions of the department are uniquely affected without this funding.

iv. Cost Benefit (10%):

- Describe the unique and specific benefits (e.g., quantifying the anticipated savings and/or efficiencies) the department and community will realize if awarded the items or activities requested in this application.

c. R&R Activity (National, state, local, or federally recognized tribal volunteer firefighters interest organizations) - the panel score is 70% of the total application score.**i. Project Description (30%):**

- Describe the problems and issues the fire departments that the organization will be reaching with this grant are experiencing in recruiting new volunteer firefighters.
- Describe the problems and issues the same departments are experiencing in retaining current members.
- Describe the organization's implementation plan, including the goals, objectives, methods, specific steps, and timelines to directly address the problems or issues identified.
- Describe the current marketing plan already in place, or the marketing program to be put in place with or without grant funds.
- Describe how the program will be evaluated for its impact on the identified recruitment and retention problems and issues of the fire departments participating in this grant. Describe how the overall effectiveness of the grant will be measured.
- Describe the specific services the new volunteer firefighters and/or retention of current volunteer firefighters will provide for the fire departments participating in this application and their respective communities.
- Describe the organization's procurement practices and the timelines outlining the chronological steps to complete the activities requested.

ii. Impact on Daily Operations (30%):

- Describe how the fire departments participating in this application and their current volunteer firefighters and communities are at risk without the items or activities requested in this application.
- Explain how that risk will be reduced if awarded funding.
- Describe the impact that the recruitment of new volunteer firefighters and/or the retention of current volunteer firefighters will have on the NFPA compliance of the fire departments participating in this application.

iii. Financial Need (30%):

- Provide an income versus expenses breakdown of the organization's current annual budget.
- Describe the organization's particular budget shortfalls and the inability to address the financial needs without federal assistance.

- Describe the other actions the organization has taken to obtain funding elsewhere (e.g., state assistance programs, other grant programs), and how similar projects have been funded in the past.
- Discuss how the critical functions of the organization are affected without this funding.

iv. **Cost Benefit (10%):**

- Describe the specific benefits (e.g., quantifying the anticipated savings and/or efficiencies) the fire departments participating in this application and their communities will realize if awarded the items or activities requested in this application.

F. Federal Award Administration Information

In addition to the language here, please see [Appendix C - Award Administration Information](#) in this NOFO for additional award administration information.

1. Notice of Award

Before accepting the award, the AOR and recipient should carefully read the award package. The award package includes instructions on administering the grant award and the terms and conditions associated with responsibilities under federal awards. **Recipients must accept all conditions in this NOFO as well as any specific terms and conditions in the Notice of Award to receive an award under this program.**

FEMA will provide the federal award package to the applicant electronically via FEMA GO. Award packages include an Award Letter, Summary Award Memo, Agreement Articles, and Obligating Document. An email notification of the award package will be sent through FEMA's grant application system to the AOR that submitted the application.

Recipients must accept their awards no later than 30 calendar days from the award date. The recipient shall notify FEMA of its intent to accept and proceed with work under the award through the FEMA GO system.

Funds will remain on hold until the recipient accepts the award through the FEMA GO system and all other conditions of the award have been satisfied or until the award is otherwise rescinded. Failure to accept a grant award within the specified timeframe may result in a loss of funds. Recipients may request additional time to accept the award if needed.

2. Administrative and National Policy Requirements

In addition to the requirements of this section and in this NOFO, FEMA may place specific terms and conditions on individual awards in accordance with 2 C.F.R. Part 200.

a. *DHS Standard Terms and Conditions*

All successful applicants for DHS grant and cooperative agreements are required to comply with DHS Standard Terms and Conditions, which are available online at [DHS Standard Terms and Conditions](#).

The applicable DHS Standard Terms and Conditions will be those in effect at the time the award was made. The terms and conditions that apply for the award will be clearly stated in the award package at the time of award.

b. *Ensuring the Protection of Civil Rights*

As the Nation works towards achieving the [National Preparedness Goal](#), it is important to continue to protect the civil rights of individuals. Recipients and subrecipients must carry out their programs and activities, including those related to the building, sustainment, and delivery of core capabilities, in a manner that respects and ensures the protection of civil rights for protected populations.

Federal civil rights statutes, such as Section 504 of the Rehabilitation Act of 1973 and Title VI of the Civil Rights Act of 1964, along with FEMA regulations, prohibit discrimination on the basis of race, color, national origin, sex, religion, age, disability, limited English proficiency, or economic status in connection with programs and activities receiving [federal financial assistance](#) from FEMA.

The DHS Standard Terms and Conditions include a fuller list of the civil rights provisions that apply to recipients. These terms and conditions can be found in the [DHS Standard Terms and Conditions](#). Additional information on civil rights provisions is available at <https://www.fema.gov/about/offices/equal-rights/civil-rights>.

Monitoring and oversight requirements in connection with recipient compliance with federal civil rights laws are also authorized pursuant to 44 C.F.R. Part 7.

In accordance with civil rights laws and regulations, recipients and subrecipients must ensure the consistent and systematic fair, just, and impartial treatment of all individuals, including individuals who belong to underserved communities that have been denied such treatment.

c. *Environmental Planning and Historic Preservation (EHP) Compliance*

As a federal agency, FEMA is required to consider the effects of its actions on the environment and historic properties to ensure that all activities and programs funded by FEMA, including grant-funded projects, comply with federal EHP laws, Executive Orders, regulations, and policies, as applicable.

All non-critical new construction or substantial improvement of structures in a Special Flood Hazard Area must, at a minimum, apply the flood elevations of the Federal Flood Risk Management Standard's Freeboard Value Approach unless doing so would cause the project to be unable to meet applicable program cost-effectiveness requirements. All other types of

projects may choose to apply the flood elevations of the Federal Flood Risk Management Standard's Freeboard Value Approach. See [Executive Order \(EO\) 14030, Climate-Related Financial Risk](#) and [FEMA Policy #-206-21-0003, Partial Implementation of the Federal Flood Risk Management Standard for Hazard Mitigation Assistance Programs \(Interim\) \(fema.gov\)](#).

Recipients and subrecipients proposing projects that have the potential to impact the environment, including, but not limited to, the construction of communication towers, modification or renovation of existing buildings, structures, and facilities, or new construction including replacement of facilities, must participate in the FEMA EHP review process. The EHP review process involves the submission of a detailed project description along with any supporting documentation requested by FEMA to determine whether the proposed project has the potential to impact environmental resources or historic properties.

In some cases, FEMA is also required to consult with other regulatory agencies and the public to complete the review process. Federal law requires EHP review to be completed before federal funds are released to carry out proposed projects. FEMA may not be able to fund projects that are not in compliance with applicable EHP laws, Executive Orders, regulations, and policies.

DHS and FEMA EHP policy is found in directives and instructions available on the [FEMA.gov EHP page](#), the FEMA website page that includes documents regarding EHP responsibilities and program requirements, including implementation of the National Environmental Policy Act and other EHP regulations and Executive Orders.

The GPD EHP screening form is located at [FEMA Form](#). Additionally, all recipients under this funding opportunity are required to comply with the FEMA GPD EHP Policy Guidance, FEMA Policy #108-023-1, available at [Environmental & Historic Preservation Guidance for FEMA Grant Applications | FEMA.gov](#).

Applicants may attach the EHP forms during the application period for the project(s) they wish to pursue; however, it does not guarantee award. Once the awards are announced, it is the responsibility of the grant recipients to supply the required EHP form at that time to DHS/FEMA, if they have not submitted already during the application period. Applicants can only proceed with their project(s) once the EHP review is completed and approved. DHS/FEMA may notify grant recipients via email if EHP review is required and will provide instructions on how to comply.

SAFER Program applications that involve the installation of supplies/equipment not specifically excluded from a FEMA EHP Review, per the GPD Programmatic Environmental Assessment, such as ground-disturbing activities, or modification/renovation of existing buildings or structures, will require an EHP review. Some equipment will require an EHP

review as well. Such activities include, but are not limited to:

- Building renovations such as removal of wall or installation of electrical or waterlines;
- Training/exercises in natural settings such as rope or swift water;
- Installing LED signs; and,
- Any scope of work that involves ground disturbances.

The following activities would not require the submission of the FEMA EHP Screening Form:

- Planning and development of policies or processes;
- Management, administrative, or personnel actions;
- Classroom-based training;
- Acquisition of mobile and portable equipment (not involving installation) on or in a building and does not require a storage area to be constructed; and,
- Purchase of Personal Protective Equipment (PPE).

d. *National Incident Management System (NIMS) Implementation*

SAFER Program applicants are not required to comply with NIMS to apply for SAFER Program funding or to receive a SAFER Program award. However, any applicant who receives an FY 2022 SAFER Program award must achieve the level of [NIMS compliance](#) required by the Authority Having Jurisdiction (AHJ) over the applicant's emergency service operations (e.g., a local government) prior to the end of the grant's period of performance.

e. *Federal Flood Risk Management Standard*

All non-critical new construction or substantial improvement of structures in a Special Flood Hazard Area must, at a minimum, apply the flood elevations of the Federal Flood Risk Management Standard's Freeboard Value Approach unless doing so would cause the project to be unable to meet applicable program cost-effectiveness requirements. All other types of projects may choose to apply the flood elevations of the Federal Flood Risk Management Standard's Freeboard Value Approach.

f. *Period of Performance Guidance*

i. *Hiring Activity*

- The period of performance is 36 months for all grants awarded under this activity.
- A default 180-day recruitment period begins when FEMA approves an application for an award under this activity.
- The 36-month period of performance automatically starts after the 180-day recruitment period, regardless of whether the recipient has successfully hired the requested firefighters. The period of performance cannot start later than 180 days after the award date.
- If a recipient is able to hire all SAFER Program-funded firefighters during the 180-day recruitment period, the period of performance may begin at that time. In

these instances, recipients must submit an amendment requesting that the period of performance start before the end of the 180-day recruitment period if they wish to begin the period early.

ii. R&R Activity

- The period of performance is 12, 24, 36, or 48 months for all grants awarded under this activity.
- A default 90-day recruitment period begins when FEMA approves the application for award. This period allows each recipient time to gather resources, initiate processes, and finalize contracts needed to implement SAFER Program activities before the start of the period of performance to maximize the funding's availability. However, the recipient can only expend funds within the period of performance.
- The period of performance automatically starts after the 90-day recruitment period ends, regardless of whether the recipient has begun implementing its grant award. The period of performance cannot start later than 90 days after the award date.
- If a recipient is able to begin its recruitment or retention activities during the 90-day recruitment period, the period of performance may begin at that time. In these instances, recipients must submit an amendment requesting that the period of performance start before the end of the 90-day recruitment period if they wish to begin the period early.

g. *Difference between Application Request and Award*

During the review process for a SAFER Program award, FEMA may have modified the application request(s). These modifications will be identified in the award package provided upon the offer of an award. If the awarded activities, scope of work, or requested dollar amount(s) do not match the application as submitted, the recipient shall only be responsible for completing the activities actually funded by FEMA. The recipient is under no obligation to start, modify, or complete any activities requested but not funded by the award. The award package will identify any differences under the approved scope of work section.

h. *Turndown Notifications*

FEMA GO will provide all applicants who do not receive an FY 2022 SAFER Program award with a turndown notification.

3. Reporting

Recipients are required to submit various financial and programmatic reports as a condition of award acceptance. Future awards and funds drawdown may be withheld if these reports are delinquent. Recipients should keep detailed records of all transactions involving the grant. FEMA may at any time request copies of purchasing documentation along with copies of cancelled checks or other proof of payment documentation for verification.

a. *Financial Reporting Requirements***I. FEDERAL FINANCIAL REPORT (FFR)**

Recipients must report obligations and expenditures through the FFR form (SF-425) to FEMA. Recipients may review the Federal Financial Reporting Form (FFR) (SF-425) at <https://www.grants.gov/web/grants/forms/post-award-reporting-forms.html#sortby=1>.

Recipients must file the FFR electronically using FEMA GO.

II. FFR REPORTING PERIODS AND DUE DATES

Recipients are required to submit a Federal Financial Report (FFR or SF-425) on a semi-annual basis. The FFR must be submitted through FEMA GO based on the calendar year beginning with the period after the award is made. Grant recipients are required to submit an FFR throughout the entire period of performance of the grant and for closeout. Reports are due:

- **No later than July 30** (for the period January 1–June 30)
- **No later than January 30** (for the period July 1–December 31)
- Within 120 days after the end of the Period of Performance

Future awards and fund drawdowns may be withheld if these reports are delinquent, demonstrate lack of progress, or are insufficient in detail.

b. *Programmatic Performance Reporting Requirements***I. PROGRAMMATIC PERFORMANCE REPORT (PPR)**

The recipient is responsible for completing and submitting a Programmatic Performance Report (PPR) using FEMA GO.

The PPR should include:

- A brief narrative of overall project(s) status;
- A summary of project expenditures; and,
- A description of any potential issues that may affect project completion

II. PPR PERIODS AND DUE DATES

The following reporting periods and due dates apply for the PPR:

- No later than July 30 (for the period January 1–June 30)
- No later than January 30 (for the period July 1–December 31)

c. *Closeout Reporting Requirements***I. CLOSEOUT REPORTING**

Within 120 days after the end of the period of performance for the prime award or after an amendment has been issued to close out an award before the original period of performance ends, recipients must liquidate all financial obligations and must submit the following:

- i. The final request for payment, if applicable.
- ii. The final FFR (SF-425).

- iii. The final progress report detailing all accomplishments, including a narrative summary of the impact of those accomplishments throughout the period of performance.
- iv. Other documents required by this NOFO, terms and conditions of the award, or other FEMA guidance.

In addition, pass-through entities are responsible for closing out their subawards as described in 2 C.F.R. § 200.344; subrecipients are still required to submit closeout materials within 90 days of the period of performance end date. When a subrecipient completes all closeout requirements, pass-through entities must promptly complete all closeout actions for subawards in time for the recipient to submit all necessary documentation and information to FEMA during the closeout of the prime award.

After the prime award closeout reports have been reviewed and approved by FEMA, a closeout notice will be completed to close out the grant. The notice will indicate the period of performance as closed, list any remaining funds that will be deobligated, and address the requirement of maintaining the grant records for at least three years from the date of the final FFR. The record retention period may be longer, such as due to an audit or litigation, for equipment or real property used beyond the period of performance, or due to other circumstances outlined in 2 C.F.R. § 200.334.

The recipient is responsible for refunding to FEMA any balances of unobligated cash that FEMA paid that are not authorized to be retained per 2 C.F.R. § 200.344(d).

II. ADMINISTRATIVE CLOSEOUT

Administrative closeout is a mechanism for FEMA to unilaterally move forward with closeout of an award using available award information in lieu of final reports from the recipient per 2 C.F.R. § 200.344(h)-(i). It is a last resort available to FEMA, and if FEMA needs to administratively close an award, this may negatively impact a recipient's ability to obtain future funding. This mechanism can also require FEMA to make cash or cost adjustments and ineligible cost determinations based on the information it has, which may result in identifying a debt owed to FEMA by the recipient.

When a recipient is not responsive to FEMA's reasonable efforts to collect required reports needed to complete the standard closeout process, FEMA is required under 2 C.F.R. § 200.344(h) to start the administrative closeout process within the regulatory timeframe. FEMA will make at least three written attempts to collect required reports before initiating administrative closeout. If the recipient does not submit all required reports in accordance with 2 C.F.R. § 200.344, this NOFO, and the terms and conditions of the award, FEMA must proceed to administratively close the award with the information available within one year of the period of performance end date. Additionally, if the recipient does not submit all required reports within one year of the period of performance end date, per 2 C.F.R. § 200.344(i), FEMA must report in FAPIIS the recipient's material failure to comply with the terms and conditions of the award.

If FEMA administratively closes an award where no final FFR has been submitted, FEMA uses that administrative closeout date in lieu of the final FFR submission date as the start of the record retention period under 2 C.F.R. § 200.334.

In addition, if an award is administratively closed, FEMA may decide to impose remedies for noncompliance per 2 C.F.R. § 200.339, consider this information in reviewing future award applications, or apply special conditions to existing or future awards.

d. *Additional Reporting Requirements*

I. DISCLOSING INFORMATION PER 2 C.F.R. § 180.335

This reporting requirement pertains to disclosing information related to government-wide suspension and debarment requirements. Before a recipient enters into a grant award with FEMA, the recipient must notify FEMA if it knows if it or any of the recipient's principals under the award fall under one or more of the four criteria listed at 2 C.F.R. § 180.335:

- i. Are presently excluded or disqualified;
- ii. Have been convicted within the preceding three years of any of the offenses listed in 2 C.F.R. § 180.800(a) or had a civil judgment rendered against it or any of the recipient's principals for one of those offenses within that time period;
- iii. Are presently indicted for or otherwise criminally or civilly charged by a governmental entity (federal, state, or local) with commission of any of the offenses listed in 2 C.F.R. § 180.800(a); or
- iv. Have had one or more public transactions (federal, state, or local) terminated within the preceding three years for cause or default.

At any time after accepting the award, if the recipient learns that it or any of its principals falls under one or more of the criteria listed at 2 C.F.R. § 180.335, the recipient must provide immediate written notice to FEMA in accordance with 2 C.F.R. § 180.350.

II. REPORTING OF MATTERS RELATED TO RECIPIENT INTEGRITY AND PERFORMANCE

Per 2 C.F.R. Part 200, Appendix I § F.3, the additional post-award reporting requirements in 2 C.F.R. Part 200, Appendix XII may apply to applicants who, if upon becoming recipients, have a total value of currently active grants, cooperative agreements, and procurement contracts from all federal awarding agencies that exceeds \$10,000,000 for any period of time during the period of performance of an award under this funding opportunity.

Recipients that meet these criteria must maintain current information reported in FAPIIS about civil, criminal, or administrative proceedings described in paragraph 2 of Appendix XII at the reporting frequency described in paragraph 4 of Appendix XII.

III. SINGLE AUDIT REPORT

For audits of fiscal years beginning on or after December 26, 2014, recipients that expend \$750,000 or more from all federal funding sources during their fiscal year are required to submit an organization-wide financial and compliance audit report, also known as the single audit report.

The audit must be performed in accordance with the requirements of U.S. Government Accountability Office's (GAO) Government Auditing Standards, located at <https://www.gao.gov/yellowbook/overview>, and the requirements of Subpart F of 2 C.F.R. Part 200, located at <http://www.ecfr.gov/cgi-bin/text-idx?node=sp2.1.200.f>.

4. Monitoring and Oversight

Per 2 C.F.R. § 200.337, FEMA, through its authorized representatives, has the right, at all reasonable times, to make site visits or conduct desk reviews to review project accomplishments and management control systems to review award progress and to provide any required technical assistance. During site visits or desk reviews, FEMA will review recipients' files related to the award. As part of any monitoring and program evaluation activities, recipients must permit FEMA, upon reasonable notice, to review grant-related records and to interview the organization's staff and contractors regarding the program. Recipients must respond in a timely and accurate manner to FEMA requests for information relating to the award.

Effective monitoring and oversight help FEMA ensure that recipients use grant funds for their intended purpose(s); verify that projects undertaken are consistent with approved plans; and ensure that recipients make adequate progress toward stated goals and objectives. Additionally, monitoring serves as the primary mechanism to ensure that recipients comply with applicable laws, rules, regulations, program guidance, and requirements. FEMA regularly monitors all grant programs both financially and programmatically in accordance with federal laws, regulations (including 2 C.F.R. Part 200), program guidance, and the terms and conditions of the award. All monitoring efforts ultimately serve to evaluate progress towards grant goals and proactively target and address issues that may threaten grant success during the period of performance.

FEMA staff will periodically monitor recipients to ensure that administrative processes, policies and procedures, budgets, and other related award criteria are meeting Federal Government-wide and FEMA regulations. Aside from reviewing quarterly financial and programmatic reports, FEMA may also conduct enhanced monitoring through either desk-based reviews, onsite monitoring visits, or both. Enhanced monitoring will involve the review and analysis of the financial compliance and administrative processes, policies, activities, and other attributes of each federal assistance award, and it will identify areas where the recipient may need technical assistance, corrective actions, or other support.

Financial and programmatic monitoring are complementary processes within FEMA's overarching monitoring strategy that function together to ensure effective grants management, accountability, and transparency; validate progress against grant and program goals; and safeguard federal funds against fraud, waste, and abuse. Financial monitoring primarily focuses on statutory and regulatory compliance with administrative grant requirements, while programmatic monitoring seeks to validate and assist in grant progress, targeting issues that may be hindering achievement of project goals and ensuring compliance with the purpose of the grant and grant program. Both monitoring processes are similar in

that they feature initial reviews of all open awards, and additional, in-depth monitoring of grants requiring additional attention.

Recipients and subrecipients who are pass-through entities are responsible for monitoring their subrecipients in a manner consistent with the terms of the federal award at 2 C.F.R. Part 200, including 2 C.F.R. § 200.332. This includes the pass-through entity's responsibility to monitor the activities of the subrecipient as necessary to ensure that the subaward is used for authorized purposes, in compliance with federal statutes, regulations, and the terms and conditions of the subaward; and that subaward performance goals are achieved.

In terms of overall award management, recipient and subrecipient responsibilities include, but are not limited to: accounting of receipts and expenditures, cash management, maintaining adequate financial records, reporting and refunding expenditures disallowed by audits, monitoring if acting as a pass-through entity, or other assessments and reviews, and ensuring overall compliance with the terms and conditions of the award or subaward, as applicable, including the terms of 2 C.F.R. Part 200.

G. DHS Awarding Agency Contact Information

1. Contact and Resource Information

a. *Program Office Contact*

The SAFER Program Help Desk provides technical assistance to applicants for the online completion and submission of applications into FEMA GO, answers questions concerning applicant eligibility, recipient responsibilities, and helps in the programmatic administration of awards. The SAFER Program Help Desk can be contacted at (866) 274-0960 or by email at FireGrants@fema.dhs.gov. Normal hours of operation are Monday through Friday, 8 a.m.–4:30 p.m. ET.

b. SAFER Program Application Guidance Documents

Guidance documents such as application tutorials, Self-Evaluation Guides, and Frequently Asked Questions (FAQs) are provided to further explain the current SAFER Program, assist with the online grant application, and highlight lessons learned and changes for FY 2022. For more details, please visit the SAFER Program website at <https://www.fema.gov/grants/preparedness/firefighters/safer>.

c. *Centralized Scheduling and Information Desk (CSID)*

CSID is a non-emergency comprehensive management and information resource developed by FEMA for grants stakeholders. CSID provides general information on all FEMA grant programs and maintains a comprehensive database containing key personnel contact information at the federal, state, and local levels. When necessary, recipients will be directed to a federal point of contact who can answer specific programmatic questions or concerns. CSID can be reached by phone at (800) 368-6498 or by e-mail at askcsid@fema.dhs.gov, Monday through Friday, 9:00 a.m. – 5:00 p.m. ET.

d. *Grant Programs Directorate (GPD) Award Administration Division*

GPD's Award Administration Division (AAD) provides support regarding financial matters and budgetary technical assistance. Additional guidance and information can be obtained by contacting the AAD's Help Desk via e-mail at ASK-GMD@fema.dhs.gov.

e. *Equal Rights*

The FEMA Office of Equal Rights (OER) is responsible for compliance with and enforcement of federal civil rights obligations in connection with programs and services conducted by FEMA and recipients of FEMA financial assistance. All inquiries and communications about federal civil rights compliance for FEMA grants under this NOFO should be sent to FEMA-CivilRightsOffice@fema.dhs.gov.

f. *Environmental Planning and Historic Preservation*

GPD's EHP Team provides guidance and information about the EHP review process to recipients and subrecipients. All inquiries and communications about GPD projects under this NOFO or the EHP review process, including the submittal of EHP review materials, should be sent to gpdehpinfo@fema.dhs.gov.

2. *Systems Information*

For technical assistance with the FEMA GO system, please contact the FEMA GO Helpdesk at FEMAGO@fema.dhs.gov or (877) 585-3242, Monday through Friday, 8 a.m. – 6 p.m. ET.

H. Additional Information

1. *FEMA Financial Assistance Programs for Infrastructure*

a. *Build America, Buy America Act*

Recipients and subrecipients must comply with the Build America, Buy America Act (BABAA), which was enacted as part of the Infrastructure Investment and Jobs Act, also known as the Bipartisan Infrastructure Law, §§ 70901-70927, Pub. L. No. 117-58 (2021); and Executive Order 14005, Ensuring the Future is Made in All of America by All of America's Workers. See also [Office of Management and Budget \(OMB\), Memorandum M-22-11, Initial Implementation Guidance on Application of Buy America Preference in Federal Financial Assistance Programs for Infrastructure](#).

After FEMA's General Applicability Public Interest waiver expires on January 1, 2023 (or is otherwise extended), none of the funds provided under this program may be used for a project for infrastructure unless the iron and steel, manufactured products, and construction materials used in that infrastructure are produced in the United States.

The Buy America preference only applies to articles, materials, and supplies that are consumed in, incorporated into, or affixed to an infrastructure project. As such, it does not apply to tools, equipment, and supplies, such as temporary scaffolding, brought to the construction site and removed at or before the completion of the infrastructure project. Nor does a Buy America preference apply to equipment and furnishings, such as movable chairs,

desks, and portable computer equipment, that are used at or within the finished infrastructure project but are not an integral part of the structure or permanently affixed to the infrastructure project.

To see whether a particular FEMA federal financial assistance program is considered an infrastructure program and thus required to include a Buy America preference, please see [Programs and Definitions: Build America, Buy America Act | FEMA.gov](#). Additional information is found in [Buy America Preference in FEMA Financial Assistance Programs for Infrastructure, FEMA Interim Policy #207-22-0001](#).

Waivers

When necessary, recipients (and subrecipients through their pass-through entity) may apply for, and FEMA may grant, a waiver from these requirements.

A waiver of the domestic content procurement preference may be granted by the agency awarding official if FEMA determines that:

- 1) Applying the domestic content procurement preference would be inconsistent with the public interest;
- 2) The types of iron, steel, manufactured products, or construction materials are not produced in the United States in sufficient and reasonably available quantities or of a satisfactory quality; or
- 3) The inclusion of iron, steel, manufactured products, or construction materials produced in the United States will increase the cost of the overall project by more than 25%.

For FEMA awards, the process for requesting a waiver from the Buy America preference requirements can be found on FEMA's website at: ["Buy America" Preference in FEMA Financial Assistance Programs for Infrastructure | FEMA.gov](#).

Definitions

Construction materials: an article, material, or supply—other than an item primarily of iron or steel; a manufactured product; cement and cementitious materials; aggregates such as stone, sand, or gravel; or aggregate binding agents or additives—that is or consists primarily of non-ferrous metals, plastic and polymer-based products (including polyvinylchloride, composite building materials, and polymers used in fiber optic cables), glass (including optic glass), lumber, paint, and drywall.

Domestic content procurement preference: Means all iron and steel used in the project are produced in the United States; the manufactured products used in the project are produced in the United States; or the construction materials used in the project are produced in the United States.

Federal financial assistance: Generally defined in 2 C.F.R. § 200.1 and includes all expenditures by a federal agency to a non-federal entity for an infrastructure project, except

that it does not include expenditures for assistance authorities relating to major disasters or emergencies under sections 402, 403, 404, 406, 408, or 502 of the Robert T. Stafford Disaster Relief and Emergency Assistance Act relating to a major disaster or emergency declared under section 401 or 501, respectively, or pre and post disaster or emergency response expenditures.

Infrastructure: infrastructure projects which serve a public function, including at a minimum, the structures, facilities, and equipment for, in the United States, roads, highways, and bridges; public transportation; dams, ports, harbors, and other maritime facilities; intercity passenger and freight railroads; freight and intermodal facilities; airports; water systems, including drinking water and wastewater systems; electrical transmission facilities and systems; utilities; broadband infrastructure; and buildings and real property; and structures, facilities, and equipment that generate, transport, and distribute energy.

Produced in the United States: means the following for:

- 1) **Iron and steel:** All manufacturing processes, from the initial melting stage through the application of coatings, occurred in the United States.
- 2) **Manufactured products:** The product was manufactured in the United States, and the cost of the components of the manufactured product that are mined, produced, or manufactured in the United States is greater than 55 percent of the total cost of all components of the manufactured product, unless another standard for determining the minimum amount of domestic content of the manufactured product has been established under applicable law or regulation.
- 3) **Construction Materials:** All manufacturing processes for the construction material occurred in the United States.

Project: is any activity related to the construction, alteration, maintenance, or repair of infrastructure in the United States.

2. Termination Provisions

FEMA may terminate a federal award in whole or in part for one of the following reasons. FEMA and the recipient must still comply with closeout requirements at 2 C.F.R. §§ 200.344-200.345 even if an award is terminated in whole or in part. To the extent that subawards are permitted under this NOFO, pass-through entities should refer to 2 C.F.R. § 200.340 for additional information on termination regarding subawards.

a. *Noncompliance*

If a recipient fails to comply with the terms and conditions of a federal award, FEMA may terminate the award in whole or in part. If the noncompliance can be corrected, FEMA may first attempt to direct the recipient to correct the noncompliance. This may take the form of a Compliance Notification. If the noncompliance cannot be corrected or the recipient is non-responsive, FEMA may proceed with a Remedy Notification, which could impose a remedy for noncompliance per 2 C.F.R. § 200.339, including termination. Any action to terminate based on noncompliance will follow the requirements of 2 C.F.R. §§ 200.341-200.342 as

well as the requirement of 2 C.F.R. § 200.340(c) to report in FAPIIS the recipient's material failure to comply with the award terms and conditions. See also the section on [Actions to Address Noncompliance](#).

b. *With the Consent of the Recipient*

FEMA may also terminate an award in whole or in part with the consent of the recipient, in which case the parties must agree upon the termination conditions, including the effective date, and in the case of partial termination, the portion to be terminated.

c. *Notification by the Recipient*

The recipient may terminate the award, in whole or in part, by sending written notification to FEMA setting forth the reasons for such termination, the effective date, and in the case of partial termination, the portion to be terminated. In the case of partial termination, FEMA may determine that a partially terminated award will not accomplish the purpose of the federal award, so FEMA may terminate the award in its entirety. If that occurs, FEMA will follow the requirements of 2 C.F.R. §§ 200.341-200.342 in deciding to fully terminate the award.

3. Program Evaluation

Recipients and subrecipients are encouraged to incorporate program evaluation activities from the outset of their program design and implementation to meaningfully document and measure their progress towards meeting an agency priority goal(s). Title I of the Foundations for Evidence-Based Policymaking Act of 2018 ([Evidence Act](#)), Pub. L. No. 115-435 (2019) urges federal awarding agencies and federal assistance recipients and subrecipients to use program evaluation as a critical tool to learn, to improve equitable delivery, and to elevate program service and delivery across the program lifecycle. Evaluation means “an assessment using systematic data collection and analysis of one or more programs, policies, and organizations intended to assess their effectiveness and efficiency.” Evidence Act § 101 (codified at 5 U.S.C. § 311). Evaluation costs are allowable costs (either as direct or indirect), unless prohibited by statute or regulation.

4. Period of Performance Extensions

Extensions to the period of performance (POP) for this program are allowed. Extensions to the POP identified in the award will only be considered through formal, written requests to FEMA GO and must contain specific and compelling justifications as to why an extension is required. Recipients are advised to coordinate with the FEMA Preparedness Officer as needed when preparing an extension request. Recipients should request extensions sparingly and only under exceptional circumstances. Approval is not guaranteed.

All extension requests must address the following:

- a. The grant program, fiscal year, and award number;
- b. Reason for the delay –including details of the legal, policy, or operational challenges that prevent the final outlay of awarded funds by the deadline;
- c. Current status of the activity(ies);

- d. Approved POP termination date and new project completion date;
- e. Amount of funds drawn down to date;
- f. Remaining available funds, both federal and, if applicable, non-federal;
- g. Budget outlining how remaining federal and, if applicable, non-federal funds will be expended;
- h. Plan for completion, including milestones and timeframes for achieving each milestone and the position or person responsible for implementing the plan for completion; and,
- i. Certification that the activity(ies) will be completed within the extended POP without any modification to the original statement of work, as approved by FEMA.

Extension requests will be granted only due to compelling legal, policy, or operational challenges. Extension requests will only be considered for the following reasons:

- Contractual commitments by the recipient or subrecipient with vendors prevent completion of the project, including delivery of equipment or services, within the existing POP;
- The project must undergo a complex environmental review that cannot be completed within the existing POP;
- Projects are long-term by design, and therefore acceleration would compromise core programmatic goals; or,
- Where other special or extenuating circumstances exist.

Recipients should submit all proposed extension requests to FEMA for review and approval at least 60 days prior to the end of the POP to allow sufficient processing time. The review process can take up to 30 calendar days or longer. Recipients should factor this review period into the timing of when to submit a request for an extension. In accordance with FEMA policy, FEMA reviews extensions on a case-by-case basis and are typically granted for no more than six-month period.

Prior to submitting the extension request, recipients should be current on payment requests and required reporting discussed in this NOFO.

5. Disability Integration

Pursuant to Section 504 of the Rehabilitation Act of 1973, recipients of FEMA financial assistance must ensure that their programs and activities do not discriminate against other qualified individuals with disabilities.

Grant recipients should engage with the whole community to advance individual and community preparedness and to work as a nation to build and sustain resilience. In doing so, recipients are encouraged to consider the needs of individuals with disabilities into the activities and projects funded by the grant.

FEMA expects that the integration of the needs of people with disabilities will occur at all levels, including planning; alerting, notification, and public outreach; training; purchasing of equipment and supplies; protective action implementation; and exercises/drills.

The following are examples that demonstrate the integration of the needs of people with disabilities in carrying out FEMA awards:

- Include representatives of organizations that work with/for people with disabilities on planning committees, work groups, and other bodies engaged in development and implementation of the grant programs and activities.
- Hold all activities related to the grant in locations that are accessible to persons with physical disabilities to the extent practicable.
- Acquire language translation services, including American Sign Language, that provide public information across the community and in shelters.
- Ensure shelter-specific grant funds are in alignment with FEMA's [Guidance on Planning for Integration of Functional Needs Support Services in General Population Shelters](#).
- If making alterations to an existing building to a primary function area utilizing federal funds, complying with the most recent codes and standards and making path of travel to the primary function area accessible to the greatest extent possible.
- Implement specific procedures used by public transportation agencies that include evacuation and passenger communication plans and measures for individuals with disabilities.
- Identify, create, and deliver training to address any training gaps specifically aimed toward whole-community preparedness. Include and interact with individuals with disabilities, aligning with the designated program capability.
- Establish best practices in inclusive planning and preparedness that consider physical access, language access, and information access. Examples of effective communication access include providing auxiliary aids and services such as sign language interpreters, Computer Aided Real-time Translation (CART), and materials in Braille or alternate formats.

FEMA grant recipients can fund projects towards the resiliency of the whole community, including people with disabilities, such as training, outreach, and safety campaigns, provided that the project aligns with this NOFO and the terms and conditions of the award.

6. Conflicts of Interest in the Administration of Federal Awards or Subawards

For conflicts of interest under grant-funded procurements and contracts, refer to the section on Procurement Integrity in this NOFO and 2 C.F.R. §§ 200.317 – 200.327.

To eliminate and reduce the impact of conflicts of interest in the subaward process, recipients and pass-through entities must follow their own policies and procedures regarding the elimination or reduction of conflicts of interest when making subawards. Recipients and pass-through entities are also required to follow any applicable federal and state, local, tribal,

or territorial (SLTT) statutes or regulations governing conflicts of interest in the making of subawards.

The recipient or pass-through entity must disclose to the respective Program Analyst or Program Manager, in writing, any real or potential conflict of interest that may arise during the administration of the federal award, as defined by the federal or SLTT statutes or regulations or their own existing policies, within five days of learning of the conflict of interest. Similarly, subrecipients, whether acting as subrecipients or as pass-through entities, must disclose any real or potential conflict of interest to the recipient or next-level pass-through entity as required by the recipient or pass-through entity's conflict of interest policies, or any applicable federal or SLTT statutes or regulations.

Conflicts of interest may arise during the process of FEMA making a federal award in situations where an employee, officer, or agent, any members of his or her immediate family, his or her partner has a close personal relationship, a business relationship, or a professional relationship, with an applicant, subapplicant, recipient, subrecipient, or FEMA employees.

7. Procurement Integrity

Through audits conducted by the DHS Office of Inspector General (OIG) and FEMA grant monitoring, findings have shown that some FEMA recipients have not fully adhered to the proper procurement requirements at 2 C.F.R. §§ 200.317 – 200.327 when spending grant funds. Anything less than full compliance with federal procurement requirements jeopardizes the integrity of the grant as well as the grant program. To assist with determining whether an action is a procurement or instead a subaward, please consult 2 C.F.R. § 200.331. For detailed guidance on the federal procurement standards, recipients and subrecipients should refer to various materials issued by FEMA's Procurement Disaster Assistance Team (PDAT), such as the [PDAT Field Manual](#) and [Contract Provisions Guide](#). Additional resources, including an upcoming trainings schedule can be found on the PDAT Website: <https://www.fema.gov/grants/procurement>.

The below highlights the federal procurement requirements for FEMA recipients when procuring goods and services with federal grant funds. FEMA will include a review of recipients' procurement practices as part of the normal monitoring activities. **All procurement activity must be conducted in accordance with federal procurement standards at 2 C.F.R. §§ 200.317 – 200.327.** Select requirements under these standards are listed below. The recipient and any of its subrecipients must comply with all requirements, even if they are not listed below.

Under 2 C.F.R. § 200.317, when procuring property and services under a federal award, states (including territories) must follow the same policies and procedures they use for procurements from their non-federal funds; additionally, states must now follow 2 C.F.R. § 200.321 regarding socioeconomic steps, 200.322 regarding domestic preferences for procurements, 200.323 regarding procurement of recovered materials, and 2 C.F.R. § 200.327 regarding required contract provisions.

All other non-federal entities, such as tribes (collectively, non-state entities), must have and use their own documented procurement procedures that reflect applicable SLTT laws and regulations, provided that the procurements conform to applicable federal law and the standards identified in 2 C.F.R. Part 200. These standards include, but are not limited to, providing for full and open competition consistent with the standards of 2 C.F.R. § 200.319 and the required procurement methods at § 200.320.

a. *Important Changes to Procurement Standards in 2 C.F.R. Part 200*

OMB recently updated various parts of Title 2 of the Code of Federal Regulations, among them, the procurement standards. States are now required to follow the socioeconomic steps in soliciting small and minority businesses, women’s business enterprises, and labor surplus area firms per 2 C.F.R. § 200.321. All non-federal entities should also, to the greatest extent practicable under a federal award, provide a preference for the purchase, acquisition, or use of goods, products, or materials produced in the United States per 2 C.F.R. § 200.322. More information on OMB’s revisions to the federal procurement standards can be found in [Purchasing Under a FEMA Award: OMB Revisions Fact Sheet](#).

The recognized procurement methods in 2 C.F.R. § 200.320 have been reorganized into informal procurement methods, which include micro-purchases and small purchases; formal procurement methods, which include sealed bidding and competitive proposals; and noncompetitive procurements. The federal micro-purchase threshold is currently \$10,000, and non-state entities may use a lower threshold when using micro-purchase procedures under a FEMA award. If a non-state entity wants to use a micro-purchase threshold higher than the federal threshold, it must follow the requirements of 2 C.F.R. § 200.320(a)(1)(iii)-(v). The federal simplified acquisition threshold is currently \$250,000, and a non-state entity may use a lower threshold but may not exceed the federal threshold when using small purchase procedures under a FEMA award. *See* 2 C.F.R. § 200.1 (citing the definition of simplified acquisition threshold from [48 C.F.R. Part 2, Subpart 2.1](#)).

See 2 C.F.R. §§ 200.216, 200.471, and Appendix II as well as section D.13.a of the NOFO regarding prohibitions on covered telecommunications equipment or services.

b. *Competition and Conflicts of Interest*

Among the requirements of 2 C.F.R. § 200.319(b) applicable to all non-federal entities other than states, to ensure objective contractor performance and eliminate unfair competitive advantage, contractors that develop or draft specifications, requirements, statements of work, or invitations for bids or requests for proposals must be excluded from competing for such procurements. FEMA considers these actions to be an organizational conflict of interest and interprets this restriction as applying to contractors that help a non-federal entity develop its grant application, project plans, or project budget. This prohibition also applies to the use of former employees to manage the grant or carry out a contract when those former employees worked on such activities while they were employees of the non-federal entity.

Under this prohibition, unless the non-federal entity solicits for and awards a contract covering both development and execution of specifications (or similar elements as described above), and this contract was procured in compliance with 2 C.F.R. §§ 200.317 – 200.327, federal funds cannot be used to pay a contractor to carry out the work if that contractor also worked on the development of those specifications. This rule applies to all contracts funded with federal grant funds, including pre-award costs, such as grant writer fees, as well as post-award costs, such as grant management fees.

Additionally, some of the situations considered to be restrictive of competition include, but are not limited to:

- Placing unreasonable requirements on firms for them to qualify to do business;
- Requiring unnecessary experience and excessive bonding;
- Noncompetitive pricing practices between firms or between affiliated companies;
- Noncompetitive contracts to consultants that are on retainer contracts;
- Organizational conflicts of interest;
- Specifying only a “brand name” product instead of allowing “an equal” product to be offered and describing the performance or other relevant requirements of the procurement; and,
- Any arbitrary action in the procurement process.

Per 2 C.F.R. § 200.319(c), non-federal entities other than states must conduct procurements in a manner that prohibits the use of statutorily or administratively imposed SLTT geographical preferences in the evaluation of bids or proposals, except in those cases where applicable federal statutes expressly mandate or encourage geographic preference. Nothing in this section preempts state licensing laws. When contracting for architectural and engineering services, geographic location may be a selection criterion provided its application leaves an appropriate number of qualified firms, given the nature and size of the project, to compete for the contract.

Under 2 C.F.R. § 200.318(c)(1), non-federal entities other than states are required to maintain written standards of conduct covering conflicts of interest and governing the actions of their employees engaged in the selection, award, and administration of contracts. **No employee, officer, or agent may participate in the selection, award, or administration of a contract supported by a federal award if they have a real or apparent conflict of interest.** Such conflicts of interest would arise when the employee, officer or agent, any member of their immediate family, their partner, or an organization that employs or is about to employ any of the parties indicated herein, has a financial or other interest in or a tangible personal benefit from a firm considered for a contract. The officers, employees, and agents of the non-federal entity may neither solicit nor accept gratuities, favors, or anything of monetary value from contractors or parties to subcontracts. However, non-federal entities may set standards for situations in which the financial interest is not substantial, or the gift is an unsolicited item of nominal value. The standards of conduct must provide for disciplinary actions to be applied for violations of such standards by officers, employees, or agents of the non-federal entity.

Under 2 C.F.R. 200.318(c)(2), if the recipient or subrecipient (other than states) has a parent, affiliate, or subsidiary organization that is not a state, local, tribal, or territorial government, the non-federal entity must also maintain written standards of conduct covering organizational conflicts of interest. In this context, organizational conflict of interest means that because of a relationship with a parent company, affiliate, or subsidiary organization, the non-federal entity is unable or appears to be unable to be impartial in conducting a procurement action involving a related organization. The non-federal entity must disclose in writing any potential conflicts of interest to FEMA or the pass-through entity in accordance with applicable FEMA policy.

c. *Supply Schedules and Purchasing Programs*

Generally, a non-federal entity may seek to procure goods or services from a federal supply schedule, state supply schedule, or group purchasing agreement.

I. GENERAL SERVICES ADMINISTRATION SCHEDULES

States, tribes, and local governments, and any instrumentality thereof (such as local education agencies or institutions of higher education) may procure goods and services from a General Services Administration (GSA) schedule. GSA offers multiple efficient and effective procurement programs for state, tribal, and local governments, and instrumentalities thereof, to purchase products and services directly from pre-vetted contractors. The GSA Schedules (also referred to as the Multiple Award Schedules and the Federal Supply Schedules) are long-term government-wide contracts with commercial firms that provide access to millions of commercial products and services at volume discount pricing.

Information about GSA programs for states, tribes, and local governments, and instrumentalities thereof, can be found at <https://www.gsa.gov/resources-for/programs-for-State-and-local-governments> and <https://www.gsa.gov/buying-selling/purchasing-programs/gsa-schedules/schedule-buyers/state-and-local-governments>.

For tribes, local governments, and their instrumentalities that purchase off of a GSA schedule, this will satisfy the federal requirements for full and open competition provided that the recipient follows the GSA ordering procedures; however, tribes, local governments, and their instrumentalities will still need to follow the other rules under 2 C.F.R. §§ 200.317 – 200.327, such as solicitation of minority businesses, women’s business enterprises, small businesses, or labor surplus area firms (§ 200.321), domestic preferences (§ 200.322), contract cost and price (§ 200.324), and required contract provisions (§ 200.327 and Appendix II).

II. OTHER SUPPLY SCHEDULES AND PROGRAMS

For non-federal entities other than states, such as tribes, local governments, and nonprofits, that want to procure goods or services from a state supply schedule, cooperative purchasing program, or other similar program, for such procurements to be permissible under federal requirements, the following must be true:

- The procurement of the original contract or purchasing schedule and its use by the non-federal entity complies with state and local law, regulations, and written procurement procedures;
- The state or other entity that originally procured the original contract or purchasing schedule entered into the contract or schedule with the express purpose of making it available to the non-federal entity and other similar types of entities;
- The contract or purchasing schedule specifically allows for such use, and the work to be performed for the non-federal entity falls within the scope of work under the contract as to type, amount, and geography;
- The procurement of the original contract or purchasing schedule complied with all the procurement standards applicable to a non-federal entity other than states under at 2 C.F.R. §§ 200.317 – 200.327; and,
- With respect to the use of a purchasing schedule, the non-federal entity must follow ordering procedures that adhere to applicable state, tribal, and local laws and regulations and the minimum requirements of full and open competition under 2 C.F.R. Part 200.

If a non-federal entity other than a state seeks to use a state supply schedule, cooperative purchasing program, or other similar type of arrangement, FEMA recommends the recipient discuss the procurement plans with its FEMA Preparedness Officer.

d. *Procurement Documentation*

Per 2 C.F.R. § 200.318(i), non-federal entities other than states and territories are required to maintain and retain records sufficient to detail the history of procurement covering at least the rationale for the procurement method, selection of contract type, contractor selection or rejection, and the basis for the contract price. States and territories are encouraged to maintain and retain this information as well and are reminded that for any cost to be allowable, it must be adequately documented per 2 C.F.R. § 200.403(g).

Examples of the types of documents that would cover this information include but are not limited to:

- Solicitation documentation, such as requests for quotes, invitations for bids, or requests for proposals;
- Responses to solicitations, such as quotes, bids, or proposals;
- Pre-solicitation independent cost estimates and post-solicitation cost/price analyses on file for review by federal personnel, if applicable;
- Contract documents and amendments, including required contract provisions; and,
- Other documents required by federal regulations applicable at the time a grant is awarded to a recipient.
- Additional information on required procurement records can be found on pages 24-26 of the [PDAT Field Manual](#).

8. Record Retention

a. *Record Retention Period*

Financial records, supporting documents, statistical records, and all other non-federal entity records pertinent to a federal award generally must be maintained for at least three years from the date the final FFR is submitted. *See* 2 C.F.R. § 200.334. Further, if the recipient does not submit a final FFR and the award is administratively closed, FEMA uses the date of administrative closeout as the start of the general record retention period.

The record retention period **may be longer than three years or have a different start date** in certain cases. These include:

- Records for real property and equipment acquired with federal funds must be retained for **three years after final disposition of the property**. *See* 2 C.F.R. § 200.334(c).
- If any litigation, claim, or audit is started before the expiration of the three-year period, the records **must be retained until** all litigation, claims, or audit findings involving the records **have been resolved and final action taken**. *See* 2 C.F.R. § 200.334(a).
- The **record retention period will be extended if the non-federal entity is notified in writing** of the extension by FEMA, the cognizant or oversight agency for audit, or the cognizant agency for indirect costs, or pass-through entity. *See* 2 C.F.R. § 200.334(b).
- Where FEMA requires recipients to report program income after the period of performance ends, the **program income record retention period begins at the end of the recipient's fiscal year in which program income is earned**. *See* 2 C.F.R. § 200.334(e).
- For indirect cost rate computations and proposals, cost allocation plans, or any similar accounting computations of the rate at which a particular group of costs is chargeable (such as computer usage chargeback rates or composite fringe benefit rates), the start of the record retention period depends on whether the indirect cost rate documents were submitted for negotiation. If the **indirect cost rate documents were submitted for negotiation, the record retention period begins from the date those documents were submitted** for negotiation. If indirect cost rate documents were **not submitted for negotiation, the record retention period begins at the end of the recipient's fiscal year or other accounting period covered by that indirect cost rate**. *See* 2 C.F.R. § 200.334(f).

b. *Types of Records to Retain*

FEMA requires that non-federal entities maintain the following documentation for federally funded purchases:

- Specifications
- Solicitations
- Competitive quotes or proposals
- Basis for selection decisions
- Purchase orders
- Contracts
- Invoices

- Cancelled checks

Non-federal entities should keep detailed records of all transactions involving the grant. FEMA may at any time request copies of any relevant documentation and records, including purchasing documentation along with copies of cancelled checks for verification. *See, e.g.*, 2 C.F.R. §§ 200.318(i), 200.334, 200.337.

For any cost to be allowable, it must be adequately documented per 2 C.F.R. § 200.403(g). Non-federal entities who fail to fully document all purchases may find their expenditures questioned and subsequently disallowed.

9. Actions to Address Noncompliance

Non-federal entities receiving financial assistance funding from FEMA are required to comply with requirements in the terms and conditions of their awards or subawards, including the terms set forth in applicable federal statutes, regulations, NOFOs, and policies. Throughout the award lifecycle or even after an award has been closed, FEMA or the pass-through entity may discover potential or actual noncompliance on the part of a recipient or subrecipient. This potential or actual noncompliance may be discovered through routine monitoring, audits, closeout, or reporting from various sources.

In the case of any potential or actual noncompliance, FEMA may place special conditions on an award per 2 C.F.R. §§ 200.208 and 200.339, FEMA may place a hold on funds until the matter is corrected, or additional information is provided per 2 C.F.R. § 200.339, or it may do both. Similar remedies for noncompliance with certain federal civil rights laws are authorized pursuant to 44 C.F.R. Parts 7 and 19.

In the event the noncompliance is not able to be corrected by imposing additional conditions or the recipient or subrecipient refuses to correct the matter, FEMA might take other remedies allowed under 2 C.F.R. § 200.339. These remedies include actions to disallow costs, recover funds, wholly or partly suspend or terminate the award, initiate suspension and debarment proceedings, withhold further federal awards, or take other remedies that may be legally available. For further information on termination due to noncompliance, see the section on Termination Provisions in the NOFO.

FEMA may discover and take action on noncompliance even after an award has been closed. The closeout of an award does not affect FEMA's right to disallow costs and recover funds as long the action to disallow costs takes place during the record retention period. *See* 2 C.F.R. §§ 200.334, 200.345(a). Closeout also does not affect the obligation of the non-federal entity to return any funds due as a result of later refunds, corrections, or other transactions. 2 C.F.R. § 200.345(a)(2).

The types of funds FEMA might attempt to recover include, but are not limited to, improper payments, cost share reimbursements, program income, interest earned on advance payments, or equipment disposition amounts.

FEMA may seek to recover disallowed costs through a Notice of Potential Debt Letter, a Remedy Notification, or other letter. The document will describe the potential amount owed, the reason why FEMA is recovering the funds, the recipient's appeal rights, how the amount can be paid, and the consequences for not appealing or paying the amount by the deadline.

If the recipient neither appeals nor pays the amount by the deadline, the amount owed will become final. Potential consequences if the debt is not paid in full or otherwise resolved by the deadline include the assessment of interest, administrative fees, and penalty charges; administratively offsetting the debt against other payable federal funds; and transferring the debt to the U.S. Department of the Treasury for collection.

FEMA notes the following common areas of noncompliance for FEMA's grant programs:

- Insufficient documentation and lack of record retention;
- Failure to follow the procurement under grants requirements;
- Failure to submit closeout documents in a timely manner;
- Failure to follow EHP requirements; and,
- Failure to comply with the POP deadline.

10. Audits

FEMA grant recipients are subject to audit oversight from multiple entities including the DHS OIG, the GAO, the pass-through entity, or independent auditing firms for single audits, and may cover activities and costs incurred under the award. Auditing agencies such as the DHS OIG, the GAO, and the pass-through entity (if applicable), and FEMA in its oversight capacity, must have access to records pertaining to the FEMA award. Recipients and subrecipients must retain award documents for at least three years from the date the final FFR is submitted, and even longer in many cases subject to the requirements of 2 C.F.R. § 200.334. In the case of administrative closeout, documents must be retained for at least three years from the date of closeout, or longer subject to the requirements of 2 C.F.R. § 200.334. If documents are retained longer than the required retention period, the DHS OIG, the GAO, and the pass-through entity, as well as FEMA in its oversight capacity, have the right to access these records as well. *See* 2 C.F.R. §§ 200.334, 200.337.

Additionally, non-federal entities must comply with the single audit requirements at 2 C.F.R. Part 200, Subpart F. Specifically, non-federal entities, other than for-profit subrecipients, that expend \$750,000 or more in federal awards during their fiscal year must have a single or program-specific audit conducted for that year in accordance with Subpart F. 2 C.F.R. § 200.501. A single audit covers all federal funds expended during a fiscal year, not just FEMA funds. The cost of audit services may be allowable per 2 C.F.R. § 200.425, but non-federal entities must select auditors in accordance with 2 C.F.R. § 200.509, including following the proper procurement procedures. For additional information on single audit reporting requirements, see section III of this NOFO under the header "Single Audit Report" within the subsection "Additional Reporting Requirements".

The objectives of single audits are to:

- Determine if financial statements conform to generally accepted accounting principles (GAAP);
- Determine whether the schedule of expenditures of federal awards is presented fairly;
- Understand, assess, and test the adequacy of internal controls for compliance with major programs; and,
- Determine if the entity complied with applicable laws, regulations, and contracts or grants.

For single audits, the auditee is required to prepare financial statements reflecting its financial position, a schedule of federal award expenditures, and a summary of the status of prior audit findings and questioned costs. The auditee also is required to follow up and take appropriate corrective actions on new and previously issued but not yet addressed audit findings. The auditee must prepare a corrective action plan to address the new audit findings. 2 C.F.R. §§ 200.508, 200.510, 200.511.

Non-federal entities must have an audit conducted, either single or program-specific, of their financial statements and federal expenditures annually or biennially pursuant to 2 C.F.R. § 200.504. Non-federal entities must also follow the information submission requirements of 2 C.F.R. § 200.512, including submitting the audit information to the [Federal Audit Clearinghouse](#) within the earlier of 30 calendar days after receipt of the auditor's report(s) or nine months after the end of the audit period. The audit information to be submitted include the data collection form described at 2 C.F.R. § 200.512(c) and Appendix X to 2 C.F.R. Part 200 as well as the reporting package described at 2 C.F.R. § 200.512(b).

The non-federal entity must retain one copy of the data collection form and one copy of the reporting package for three years from the date of submission to the Federal Audit Clearinghouse. 2 C.F.R. § 200.512; *see also* 2 C.F.R. § 200.517 (setting requirements for retention of documents by the auditor and access to audit records in the auditor's possession).

FEMA, the DHS OIG, the GAO, and the pass-through entity (if applicable), as part of monitoring or as part of an audit, may review a non-federal entity's compliance with the single audit requirements. In cases of continued inability or unwillingness to have an audit conducted in compliance with 2 C.F.R. Part 200, Subpart F, FEMA and the pass-through entity, if applicable, are required to take appropriate remedial action under 2 C.F.R. § 200.339 for noncompliance, pursuant to 2 C.F.R. § 200.505.

11. Payment Information

FEMA uses the Direct Deposit/Electronic Funds Transfer (DD/EFT) method of payment to recipients. Payment requests are submitted through FEMA GO.

12. Whole Community Preparedness

Preparedness is a shared responsibility that calls for the involvement of everyone—not just the government—in preparedness efforts. By working together, everyone can help keep the

nation safe from harm and help keep it resilient when struck by hazards, such as natural disasters, acts of terrorism, and pandemics.

Whole Community includes:

- Individuals and families, including those with access and functional needs
- Businesses
- Faith-based and community organizations
- Nonprofit groups
- Schools and academia
- Media outlets
- All levels of government, including state, local, tribal, territorial, and federal partners

The phrase “Whole Community” often appears in preparedness materials, as it is one of the guiding principles. It means two things:

1. Involving people in the development of national preparedness documents; and,
2. Ensuring their roles and responsibilities are reflected in the content of the materials.

13. Appendix A – FY 2022 SAFER Program Updates

Appendix A contains a brief list of changes between FY 2021 and FY 2022 to the SAFER Program. The FY 2022 SAFER Program funding notice contains some changes to definitions, descriptions, and priority categories. Changes include:

- Under Application Review Information
 - FEMA will only review SAFER applications that fall within the competitive range instead of reviewing every application.

- Under Additions to the Application:
 - The NFPA 1710 and 1720 standards concerning personnel deployment and response times to fires and medical emergencies were updated in the application tables to reflect NFPA 1710/1720 standards.

- Under R&R Activity – Eligible Costs:
 - Length of Service Award Program was moved to high priority.

14. Appendix B – Programmatic Information and Priorities

Appendix B contains details on SAFER Program information and priorities. Reviewing this information may help applicants make their application(s) more competitive.

a. Ineligible Applications and/or Organizations

Volunteer and combination fire departments may apply for funding under both the Hiring Activity and the R&R Activity; however, departments must complete separate applications for each activity. Applicants are limited to one application per activity, per application period. If an applicant submits two applications for the same activity during a single application period, FEMA will disqualify both applications.

If two or more of the following entities have different funding streams, personnel rosters, and EINs but share the same facilities, FEMA considers them as being separate organizations for the purposes of FY 2022 SAFER Program eligibility:

- Fire departments
- National, state, local, federally recognized tribal, and non-profit interest organizations

However, if two or more organizations share facilities and each submits an application in the same activity (e.g., Hiring of Firefighters), FEMA reserves the right to review and compare all of those program area applications to determine eligibility and review for potential overlap to avoid duplication of benefits.

Examples of ineligible applications and/or organizations include:

- For-profit organizations, federal agencies, and individuals;
- Fire departments that are a Federal Government entity, or contracted by the Federal Government, and are solely responsible under a formally recognized agreement for suppression of fires on federal installations or land;
- Fire departments that are not independent entities but are part of, controlled by, or under the day-to-day operational command and control of a larger department, agency or AHJ;
 - However, if a fire department is considered to be the same legal entity as a municipality or other governmental organization, and otherwise meets the eligibility criteria, that municipality or other governmental organization may apply on behalf of that fire department as long as the application clearly states that the fire department is considered part of the same legal entity.
- State or local agencies, or subsets of any governmental entities, or any authorities that do not meet the requirements as defined by 15 U.S.C. § 2229a(a)(1)(A) and (a)(2);
- Ambulance services, emergency medical service organizations, rescue squads, auxiliaries, dive teams, and urban search and rescue teams; and,
- Non-federal airport or port authority fire departments whose sole responsibility is the suppression of fires on the airport grounds or port facilities, unless the airport/port fire department has a formally recognized arrangement with the local jurisdiction to provide fire suppression on a first-due basis outside the confines of the airport or port facilities.

- Eligible applicants may submit only one application for each eligible activity (Hiring Activity and R&R Activity); all submissions of duplicate applications may be disqualified.
- If an applicant submits two or more applications for the same activity, both applications may be disqualified.
 - This is different from when where an entity is applying on behalf of other organizations that are agencies or instrumentalities of the applicant (e.g., multiple fire departments under the same county, city, borough, parish, or other municipality). In that situation, the applicant may request similar or the same costs as long as the application clearly states which costs (including quantities) are for which agency/instrumentality. This is permissible even if that entity submits multiple applications across regional versus direct applications.

b. *Supporting Definitions for this NOFO*

Attrition is a gradual reduction in work force without laying off personnel, e.g., when workers resign or retire and are not replaced.

Authority Having Jurisdiction (AHJ) is that person or office charged with enforcing the NFPA codes (Per NFPA101-2015 Edition: Life Safety Code).

Automatic Aid is a plan developed between two or more fire departments for immediate joint response on first alarms (Per NFPA 1710 – 2020 edition and NFPA 1720 – 2020).

Benefits, as defined in 2 C.F.R. § 200.431, means the regular compensation paid to employees during periods of authorized absences from the job, e.g., vacation leave, sick leave, military leave. Benefits may include employer contributions or expenses for social security, employee insurance, workmen’s compensation, and pension plan costs, and the like, whether treated as indirect costs or as direct costs, and are also eligible and shall be distributed to particular awards and other activities in a manner consistent with the pattern of benefits accruing to the individuals or group of employees whose salaries and wages are chargeable.

Career Fire Department, as defined in 15 U.S.C. § 2229, means a fire department that has an all-paid force of firefighting personnel other than paid-on-call firefighters.

Combination Fire Department, as defined in 15 U.S.C. § 2229, means a fire department that has paid firefighting personnel and volunteer firefighting personnel. FEMA considers a fire department with firefighting personnel paid a stipend, on a per event basis, or paid on-call, to be a combination fire department.

Emergency Medical Services Organization is a public or private organization that provides direct emergency medical services, including medical transport.

Fire Department is an agency or organization that has a formally recognized arrangement with a state, territory, local government, or tribal authority (city, county, parish, fire district, township, town, village, or other governing body) to provide fire suppression on a first-due basis to a fixed geographical area. Fire departments may be comprised of members who are volunteer, career, or a combination of volunteer and career.

Firefighter is an individual having the legal authority and responsibility to engage in fire suppression; employed by a fire department of a municipality, county, fire district, or state, engaged in the prevention, control, and extinguishing of fires; and/or responding to emergency situations in which life, property, or the environment is at risk. This individual must be trained in fire suppression, but may also be trained in emergency medical care, hazardous materials awareness, rescue techniques, and any other related duties provided by the fire department.

Formal Layoff Notice is official notice of a layoff. Any layoff notice should align with the local rules and regulations that govern civil service employment in the jurisdiction. In order to be reasonable to employees, and to provide employees facing layoff actions a clear understanding of the impending action, any notice of layoff should be in writing and delivered to a specific employee affected by the action. The notice should identify a specific date employment will cease or specific event that would trigger the termination of employment. The notice should be delivered or otherwise presented directly to the affected employee in advance of the layoff action in accordance with the civil service provisions or union agreement in force in the jurisdiction taking action (e.g., 60 days prior to the effective date of the layoff action). The notice should specify whether the action is permanent or temporary, as well as provide the anticipated schedule of layoffs.

Initial Full Alarm Assignment is the personnel, equipment, and resources ordinarily dispatched upon notification of a structural fire.

Majority Career departments are considered majority career if more than 50% of the active firefighting membership is salaried staff.

Majority Volunteer departments are considered majority volunteer if more than 50% of the active firefighting membership is NOT compensated for service other than a nominal stipend and/or insurance.

Mutual Aid is a written intergovernmental agreement between agencies and/or jurisdictions stating that they will assist one another on request by furnishing personnel, equipment, and/or expertise in a specified manner (NFPA 1710 Standard for the Organization and Deployment of Fire Suppression Operations, Emergency Medical Operations, and Special Operations to the Public by Career Fire Departments, 2020 edition; and NFPA 1720 Standard for the Organization and Deployment of Fire Suppression Operations, Emergency Medical Operations, and Special Operations to the Public by Volunteer Fire Departments, 2020 Edition).

National, State, Local, or Federally Recognized Tribal Organizations that Represent the Interests of Volunteer Firefighters are organizations that support or represent the interests of firefighters in front of legislative bodies at the local, state, tribal, and/or federal level. Such organizations include, but are not limited to, state or local firefighter and/or fire chiefs' associations; and volunteer firefighter relief organizations and associations. FEMA shall make the final determination as to whether an applicant is an appropriate volunteer firefighter interest group.

New Recruit is a volunteer that joins the department with the intent to serve as a firefighter, after the recipient is notified of the grant award (the date of the award notification email in the FEMA GO mail center).

Nominal Stipend is a stipend that does not exceed 20% of what the fire department would otherwise pay to hire a full-time firefighter to perform the services for which the stipend is provided. Whether a stipend falls above or below the 20% threshold may be determined in one of two ways. Departments that maintain paid full-time firefighters on their payrolls may compare the stipend to the salary they pay a full-time firefighter who performs similar services to determine whether the stipend is more or less than 20% of that salary.

Departments that do not maintain full time firefighters on their payrolls may make the determination based on a comparison to the salary paid to a full-time firefighter in a neighboring jurisdiction, elsewhere in the state or ultimately the nation, and may also utilize data from the U.S. Department of Labor's Bureau of Labor Statistics. A nominal stipend may also include reimbursements to volunteer firefighters for approximate out-of-pocket expenses they incur.

If a stipend paid exceeds 20% of the prevailing wage calculated as described above, then the firefighter receiving compensation would not qualify as a volunteer and is considered an employee who may be covered by the Fair Labor Standards Act (FLSA) minimum wage and overtime provisions.

Operational Budget is the funding supporting fire-related programs and/or emergency response activities (e.g., salaries, maintenance, equipment, apparatus).

Operational Position is a position with a primary assignment (more than 50% of time) on a fire suppression vehicle, regardless of collateral duties, in support of the department's NFPA 1710 or NFPA 1720 compliance.

Paid-on-Call is defined as firefighters who are paid a stipend for each event to which they respond. Paid-on-call firefighters may be considered paid firefighters or volunteer firefighters, depending on whether the stipend they receive is a nominal stipend. For the purposes of this SAFER Program, a department whose membership is comprised of all volunteer firefighters, including any paid-on-call firefighters who receive only a nominal stipend, will be considered a volunteer fire department. Also, for the purposes of this

SAFER Program, a department whose membership is composed of any paid-on-call firefighters who receive more than a nominal stipend will be considered a combination fire department. Also refer to the definition of a nominal stipend.

Part-Time Firefighter is a firefighter who works less than 40 hours per week. When more than one part-time firefighter shares a position that results in work in excess of 40 hours per week, FEMA considers that shared assignment to be a Full-Time Equivalent position that must be accounted for in the staffing information provided in the application.

Primary First Due is a geographic area surrounding a fire station in which a company from that station is projected to be first to arrive on the scene of an incident.

Salary is a fixed payment made by an employer to an employee to compensate for a regular work schedule. Typically, the payment is made on a monthly, biweekly, or weekly basis but often expressed as an annual sum. The salary structure should be documented in writing by the employer. Note: Only costs for overtime that an employer routinely pays as a part of a firefighter's regularly scheduled and contracted shift hours to comply with FLSA are eligible salary costs under the Hiring Activity.

State is defined as any of the 50 states, the District of Columbia, Puerto Rico, the U.S. Virgin Islands, Guam, American Samoa, and the Commonwealth of the Northern Mariana Islands.

Staffing and Deployment is the minimum staffing requirements to ensure a sufficient number of members are available to operate safely and effectively as defined in NFPA 1710 and 1720.

Supplanting is to replace or take place of funds that would otherwise be available from state or local sources, or the Bureau of Indian Affairs.

Volunteer Fire Department, as defined in 15 U.S.C. § 2229, means a fire department that has an all-volunteer force of firefighting personnel.

c. *Application Tips*

The following information may be useful when preparing a competitive application:

- i. NFPA – “FREE ACCESS”: as part of its commitment to enhancing public safety and supporting the emergency responder, the NFPA makes its codes and standards available online for free. Please visit <http://www.nfpa.org/freeaccess>.
- ii. For the most competitive applications, select those local need(s) that most closely align with one or more SAFER Program funding priorities.
- iii. Applications differ based on the applicant type. For example, the Hiring Activity application will be different from the fire department application for the R&R Activity; the R&R application will be different for a fire department than an interest organization. Be sure to select the appropriate applicant type when applying.

- iv. When filling out the online application, applicants are required to provide basic demographic information regarding their organization and the community served, and must provide detailed information regarding the items or activities for which they are seeking funding.
- v. If awarded, the application request(s) may be modified during the award review process; if the awarded activities, Scope of Work, or amount(s) do not match the application as submitted, the grant recipient shall only be responsible for completing the activities actually funded. The grant recipient is under no obligation to start, modify, or complete any activities requested, but not funded by this award. Please review the Award Package.

d. *Funding Limitations*

Specific funding parameters are either required by law or are the outcome of recommendations from the CDP. Each requirement is identified below, followed by the source of the requirement noted in parentheses:

- A total of 10% of the funding appropriated for FY 2022 SAFER Program awards is set aside for the recruitment and retention of volunteer firefighters (15 U.S.C. § 2229a(a)(2)).
 - No more than 33% of the total amount allocated for the recruitment and retention of volunteers can be awarded to national, state, local, territorial, or federally recognized tribal organizations that represent the interests of volunteer firefighters (CDP).
- A total of 10% of funding appropriated for FY 2022 SAFER Program awards is set aside for grants awarded to all volunteer or majority volunteer departments for hiring of firefighters (15 U.S.C. § 2229a(a)(1)(H)).
 - A majority volunteer fire department is one that more than half its personnel do not receive financial compensation for their services, other than life, health, and worker's compensation insurance, or a nominal stipend payment, including certain paid-on-call personnel. Although applications are normally awarded based on total score (high to low), in order to meet this 10% statutory set aside the SAFER Program Office may be required to fund an application that meets the criteria for the set aside instead of a higher-scoring application that does not meet the set aside criteria (15 U.S.C. § 2229a(a)(1)(H)).
 - If FEMA awards less than 10% of the funds available for the hiring of firefighters to volunteer and majority volunteer fire departments, it must transfer the remaining funds to provide grants for the recruitment and retention of volunteer firefighters (15 U.S.C. § 2229a(a)(1)(H)).

e. *Restrictions on Uses of Award Funds*

- Under the R&R Activity, applications that request a Staffing Needs Assessment and/or Risk Assessment project are precluded from applying for additional R&R-related activities.

- Applicants may not use award funds for matching funds for any other federal grants/cooperative agreements, lobbying, or intervention in federal regulatory or adjudicatory proceedings.
- Applicants may not use federal funds to sue the Federal Government or any other government entity.

f. *Funding Priorities*

Meeting the National Standards

FEMA prioritizes bringing non-compliant (NFPA 1710 or 1720) departments into compliance in the most cost-effective manner.

FEMA will ask applicants general questions about the NFPA standard they are attempting to meet as well as their current ability to meet that standard (without the use of overtime). FEMA will also ask applicants to indicate what their ability will be to meet that same standard if awarded grant funds.

Having additional firefighters on staff should improve a local fire department's ability to comply with the staffing, response, and operational standards that enhance community and firefighter safety.

Applications resulting in the largest percentage increases in compliance with the relevant section of NFPA 1710 (for career departments) or 1720 (for volunteer departments) receive higher pre-scores than applications resulting in smaller percentage increases in compliance.

Note: SAFER Program grants focus only on the Deployment, or Staffing and Deployment sections of these two standards, respectively.

- NFPA 1710 Assembly Requirements – Standard for the Organization and Deployment of Fire Suppression Operations, Emergency Medical Operations, and Special Operations to the Public by Career Fire Department (Section 5.2.4.1 – Single-Family Dwelling Initial Full Alarm Assignment Capability). This standard applies primarily to career fire departments and combination departments if the combination department chooses it.
- NFPA 1720 Assembly Requirements – Standard for the Organization and Deployment of Fire Suppression Operations, Emergency Medical Operations, and Special Operations to the Public by Volunteer Fire Departments (Section 4.3 – Staffing and Deployment). This standard applies primarily to all-volunteer fire departments, but it may also apply to combination departments if the combination department does not choose to comply with the NFPA 1710 standard.

g. *Hiring Activity Overview*

Grants awarded under the Hiring Activity enable volunteer, combination, and career fire departments to improve or restore staffing levels to attain a more effective level of response and a safer incident scene. FEMA awards Hiring Activity grants directly to volunteer,

combination, and career fire departments to help fire departments increase their cadre of frontline firefighters by providing financial assistance in three categories:

- i. Rehire: Rehiring firefighters who were laid off within the two years prior to the start of the application period;
- ii. Retention: Retaining firefighters facing imminent layoff (within 120 days of the close of the application period); or,
- iii. New Hire: Hire new, additional firefighters.

All of the following are considerations in pre-scoring and peer review determinations: High (H), Medium (M), Low (L)

1. Compliance with NFPA Standards

The tables below identify the priority levels for current and new compliance with the NFPA 1710/1720 standards discussed in [subsection f. Funding Priorities - Meeting the National Standards](#) of this NOFO.

Current (Pre-Award) 1710/1720 Compliance Priorities	
H Never or 0%	M Half of the time or 40-59%
H Rarely or 1-19%	L Very often or 60-79%
M Sometimes or 20-39%	L Most of the time or 80-100%

New (Post-Award) 1710/1720 Compliance Priorities	
H Always or 91-100%	M Half of the time or 40-59%
H Most of the time or 80-90%	L Sometimes or 20-39%
M Very often or 60-79%	L Rarely or 0-19%

2. Call Volume and Population Served

Department call volume and population served are both factors in the initial application evaluation. Departments responding to a higher number of incidents and departments that protect a larger jurisdiction will receive higher consideration than those departments responding to fewer incidents and protecting smaller jurisdictions.

3. Firefighter Health Measures

The health and well-being of firefighters is of paramount importance. Therefore, applicants who indicate newly hired firefighters will undergo an entry-level physical and receive immunizations and who indicate they will provide annual medical exams receive higher consideration than applicants who do not specify that these benefits will be provided. To qualify for this higher consideration, the physicals must be consistent with those required under NFPA 1582 Chapter 6, Medical Evaluations of Candidates 6.1, and Chapter 9, Essential Job Tasks – Specific Evaluation of Medical Conditions in Members.

Applicants should note that FEMA is working with the NFPA Technical Committee on Fire Service Occupational Safety and Health to evaluate whether the NFPA 1582

standard complies with applicable federal civil rights laws. No decisions have been made and FEMA will issue additional guidance if and when more information becomes available.

Entry-Level Medical Exams	
H NFPA 1582-compliant physicals	M Non-NFPA 1582-compliant physicals

Annual Medical Exams	
H NFPA 1582-compliant physicals	M Non-NFPA 1582-compliant physicals

4. Training Requirements

Applicants will receive higher pre-scores if the personnel funded under the grant will meet the minimum EMS training and certification requirements prescribed by the AHJ.

h. R&R Activity – Fire Departments Overview

Grants awarded under the R&R Activity - Fire Departments assist fire departments with the recruitment and retention of volunteer firefighters who are involved with or trained in the operations of firefighting and emergency response. The grants are intended to create a net increase in the number of trained, certified, and competent firefighters capable of safely responding to emergencies within the recipient’s response area.

All of the following are considerations in pre-scoring and peer review determinations. Program priorities are listed as: High (**H**), Medium (**M**), or Low (**L**).

1. Compliance with NFPA Standards

The highest priority is to assist departments experiencing a high rate of turnover and that have staffing levels significantly below the ideal staffing level required to comply with NFPA standard 1710 or 1720 as discussed in [subsection f. Funding Priorities - Meeting the National Standards](#) of this NOFO.

2. Volunteer Membership

Departments or organizations with the highest percentage of volunteers should benefit the most from the recruitment and retention of volunteer firefighters. Therefore, applicants whose membership is comprised of mostly volunteer members, or have a significant number of volunteer firefighters, receive higher consideration.

Percentage of Volunteer Firefighters	
H 91-100%	M 41-50%
H 81-91%	M 31-40%
H 71-80%	L 21-30%
H 61-70%	L 11-20%
M 51-60%	L 1-10%

3. Call Volume

Department call volume is a factor in the initial evaluation. Departments responding to a

higher number of incidents receive higher consideration.

4. Firefighter Health Measures

Applicants who indicate the newly recruited firefighters will undergo an entry-level physical and receive immunizations, and who indicate they will provide annual medical exams receive higher consideration. To qualify for this higher consideration, the physicals must be consistent with those required under NFPA 1582 Chapter 6, Medical Evaluations of Candidates, and Chapter 9, Essential Job Tasks – Specific Evaluation of Medical Conditions in Members. Applicants who provide worker’s compensation/ Accidental Death & Dismemberment (AD&D) benefits to their members receive higher consideration than applicants who do not specify these benefits will be provided.

Applicants should note that FEMA is working with the NFPA Technical Committee on Fire Service Occupational Safety and Health to evaluate whether the NFPA 1582 standard complies with applicable federal civil rights laws. No decisions have been made and FEMA will issue additional guidance if and when more information becomes available.

Entry-Level Medical Exams	
H NFPA 1582-compliant physicals	M Non-NFPA 1582-compliant physicals

Annual Medical Exams	
H NFPA 1582-compliant physicals	M Non-NFPA 1582-compliant physicals

5. Firefighter Training and Certification Requirements

Firefighter	
H Both Firefighter (FF) II/Emergency Medical Technician (EMT)	M FF I
H FF II	L First Responder
M Both FF I/EMT	

6. R&R Coordinator/Program Manager/Grant Administrator

R&R Coordinator
H Applicants who currently have a coordinator, program manager, or grant administrator in place
M Applicants who request grant funding for a coordinator, program manager, or grant administrator’s position
L Applicants who do not have, or are not requesting, a coordinator, program manager, or grant administrator

7. Regional Requests

Applications that will have a direct regional or local benefit beyond the immediate boundaries of the applicant's first-due area will receive higher consideration.

A regional request is an opportunity for an eligible R&R Activity organization to act as a host and apply for funding on behalf of itself and any number of other participating R&R Activity eligible organizations. Regional activities should achieve cost effectiveness, support regional efficiency and resilience, and have a direct regional or local benefit to more than one local jurisdiction (county, parish, town, township, city, or village). Direct regional or local benefit means that other eligible organizations will receive a portion of the grant-awarded funds, will receive items purchased with the grant funds, or share an item purchased with grant funds.

The community identification characteristic, the organizational status of the applicant, and the permanent resident population should be entered for the host entity, regardless of the composition of the participating partners.

Regional populations served are the aggregate of the geographically fixed areas of the host and participating partner organizations.

Neither the regional host nor any participating partner is prevented from also applying on behalf of their own organization for any SAFER Program Activity. However, it cannot be for the same item.

In completing the application, the host applicant must include a list of all participating organizations, including a point of contact and phone number for each organization that will directly benefit from the regional project if they receive the grant. The organizations that will benefit from the R&R Activity may also apply for funding under the SAFER Program as long as the organizations do not apply for a project or activity that could conflict with or duplicate the host applicant's project. Applicants must also certify that they will ensure the organizations participating in this application have not received grants for similar items/activities.

To apply for a regional project, the host organization must agree, if awarded, to be responsible for all aspects of the grant. This includes, but is not limited to, cost share, accountability for the assets, and all reporting requirements in the regional application.

All participants of a regional application must be compliant with SAFER Program requirements, including being current with past grants, closeouts, and other reporting requirements. Upon notification by the SAFER Program Office, the host agency shall not distribute grant-funded assets or provide grant-funded contractual services to non-compliant partner organizations. The host and the delinquent partners will be notified by the SAFER Program Office of their specific deficiency.

Regional host applicants and participating partner agencies must execute a Memorandum of Understanding (MOU) or equivalent document signed by the host and all participating organizations participating in the award. The MOU must specify the individual and mutual responsibilities of the host and participating partners, the host's and participants' level of involvement in the project(s), the participating partners' EINs, and the proposed distribution of all grant-funded assets or contracted services. Any entity named in the application as benefiting from the award must be an eligible SAFER Program organization and must be a party to the MOU or equivalent document. **Copies of the MOU or equivalent document should be submitted as an attachment in the application.**

- i. R&R Activity – National, State, Local, Territorial, or Federally Recognized Tribal Volunteer Firefighter Interest Organizations (Interest Organizations) Overview** Grants awarded under the R&R Activity – Interest Organizations allows applicants who identify as an Interest Organization to apply for R&R Activity funding. The grants are intended to create an aggregate increase in the number of trained, certified, and competent firefighters capable of safely responding to emergencies on behalf of the fire departments being represented. For this reason, projects that are comprehensive in nature and based on a clear needs assessment, implementation plan, evaluation plan, and have, or will establish, fire service partnerships will receive higher consideration.

In completing the application, the applicant must include data that approximates the characteristics of the entire region and/or all fire departments affected by the grant. If awarded, recipients may be required to provide documentation of each fire department's consent to participate in the application. Applicants must also certify that they will ensure the fire departments participating in this application have not received grants for similar items/activities. The following identifies the elements that the applications will be evaluated on during the pre-scoring process. Automated (pre-score) evaluation scores represent 30% of the total application score.

All of the following are considerations in pre-scoring and peer review determinations. Program priorities are listed as: High (**H**), Medium (**M**), or Low (**L**).

1. Compliance with NFPA Standards

The highest priority is to assist departments experiencing a high rate of turnover that have staffing levels significantly below the ideal staffing level required to comply with NFPA standards 1710 or 1720 as discussed in [subsection f. Funding Priorities - Meeting the National Standards](#) of this NOFO. Interest Organizations that currently have the lowest recruitment and retention rates among the entire region and/or all fire departments benefitting from the grant funds receive higher consideration for funding.

2. R&R Coordinator/Program Manager/Grant Administrator

R&R Coordinator	
H Applicants who currently have a coordinator, program manager, or grant administrator in place	
M Applicants who request grant funding for a coordinator, program manager, or grant administrator’s position	
L Applicants who do not have, nor are not requesting, a coordinator, program manager, or grant administrator	

3. Needs Assessment

Needs Assessment	
H Applicants with projects based on a needs assessment	L Applicants with projects that are not based on a needs assessment

4. Fire Service Partnerships

Fire Service Partnerships	
H Applicants who have, or will establish, fire service partnerships as part of this project	L Applicants who will not have, nor establish, fire service partnerships as part of this project

j. Eligible and Ineligible Costs and Requirements

Regardless of the eligibility of any costs requested or the results of the review of the application conducted in accordance with [Section E – Application Review Information](#) of this NOFO, FEMA reserves the right to approve the activities requested in an application in whole or in part.

Hiring Activity – Eligible Costs and Requirements
<p>Eligible Costs:</p> <ul style="list-style-type: none"> • Salary and associated benefits (actual payroll expenses) for the positions funded under the SAFER Program grant are eligible. Costs are reimbursable if they are included as part of the standard package, available to all operational firefighter positions, contractually obligated, and reimbursed via payroll. Refer also to the definitions in Appendix B – Programmatic Information and Priorities, subsection b. Supporting Definitions for this NOFO. • Compensation for a firefighter’s normal, contracted work schedule is reimbursable, but overtime costs are not eligible for reimbursement by the SAFER Program grant award (including overtime for holdovers, extra shifts, to attend training, etc.). Only costs for overtime that the fire department routinely pays as a part of the base salary or a firefighter’s regularly scheduled and contracted shift hours, in order to comply with

FLSA, are eligible. For more information on FLSA, please visit the [U.S. Department of Labor](#).

- Salaries and benefits of firefighters hired with SAFER Program funding while they are engaged in initial recruit training are eligible.

Eligibility Requirements:

- Only firefighters hired (**New Hire category**) or rehired (**Rehire category**) after the SAFER Program grant offer of award (except if awarded under the Retention category) are eligible for grant funding.
- Only full-time positions are eligible for funding in all three categories. A full-time position is one position that is funded for at least 2,080 hours per year, e.g., 40 hours per week, 52 weeks per year.
- SAFER Program grant funds will only pay for operational positions, in all three categories, whose primary assignment (more than half the time) is on a fire suppression vehicle, regardless of collateral duties.
- Volunteer and mostly volunteer fire departments may also hire individuals to fill officer-level positions (e.g., chief, fire inspector, training officer, safety officer) in addition to their primary operational assignment.
- Eligible positions for funding under the **Rehire category** must have been laid off in the two years prior to the start of the application period on ***February 13, 2023**. Copies of the official, signed, and issued layoff notices will be required at the time of application.
- Firefighters who have been issued a formal layoff notice, which includes a specific date for the layoff action, prior to the start of the application period, and those who face imminent layoff – within 120 days of the close of the application period – are eligible for SAFER Program funding under the **Retention category**. As the application period closes on ***March 17, 2023**, the layoffs must become effective on or before ***July 15, 2023**. Copies of the official, signed, and issued layoff notices will be required at the time of application.
- Eligible positions under the **Retention category** must be employees of the department at the time the application is submitted. **Note:** if a retention position becomes vacant after the application is submitted, departments must fill the vacancy with a new hire in order to maintain the operational staffing level.
- A layoff notice that is not executed within the specified terms will be considered void (unless an additional notice is provided within 14 days of the original action date) and will not qualify for funding in the Rehire or Retention categories. Applicants who do not meet these parameters must apply under the **New Hire category**.
- Any layoff action not executed in accordance with the terms of the official layoff notice, or which does not meet the above requirements will not qualify for funding in the Rehire or Retention categories. Applicants who do not meet these parameters must apply under the **New Hire category**.

Hiring Activity - Ineligible Costs

- The salaries and benefits of full-time firefighters who are employees at the time of grant award (except under the Retention category) are ineligible to be funded under this grant.
- Job-sharing positions (e.g., utilizing more than one person to fill a full-time SAFER Program-funded position) are ineligible.
- The SAFER Program may not be used to fund promotions (e.g., to pay a current member a higher salary by placing him/her in a new SAFER Program-funded position).
- Pre-application costs, such as grant writer fees, administrative costs (e.g., physicals/medical exams, background checks), and indirect costs associated with hiring firefighters are ineligible.
- Costs to train and equip firefighters (e.g., PPE/Turnout Gear) are ineligible (this does not include the salaries and benefits of firefighters hired under the SAFER Program while they are engaged in training).
- Costs for additional benefits such as uniform allowances, education stipends, meal allowance, etc., that are not contractually obligated, included as part of the standard benefits package for all employees, and reimbursed via payroll are ineligible.
- Costs of annual physicals/medical exams are ineligible.
- Overtime costs (including overtime for holdovers, extra shifts, to attend training, etc.) are ineligible (except as noted in “eligible costs” above).
- M&A costs.
- Indirect costs.

R&R Activity – Eligibility Requirements

- Applicants must correlate the activities for which funding is requested and the identified recruitment or retention problems or issues to be addressed. FEMA will not fund a budget line item if an applicant does not provide sufficient information detailing how it will enhance recruitment and retention. Allowable costs may be limited to reasonable amounts, as determined by FEMA.
- Applicants who propose to focus on retention of volunteers will receive equal consideration as applicants focusing on recruitment of volunteers. A focus on retention may include providing incentives for volunteer firefighter members to continue service in a fire department.
- SAFER Program grant funds may only be used for volunteer firefighters who are involved with, or trained in, the operations of firefighting and emergency response.
- FEMA recommends that departments consult their AHJ or the department’s legal counsel to understand the full legal and financial implications involved with implementing or sustaining programs that offer benefits or financial awards to firefighters (e.g., stipends, Length of Service Award Program [LOSAP]/Retirement Program).
- All grant-related purchases and activities must be incurred, received, and completed within the period of performance. The period of coverage and/or service delivery on all contracts and agreements may not begin prior to or extend beyond the period of

R&R Activity – Eligibility Requirements

performance of the grant. FEMA may permit prorated costs to be charged to the grant for training courses that begin during the period of performance but end after the period of performance ends.

- All funded activities under the R&R Activity must be governed by formally adopted Standard Operating Procedures (SOPs). Minimally, these SOPs should specify who qualifies for each of the incentives, specific requirements for earning the incentives, and the disposition of the awarded incentives if an individual fails to fulfill the stipulations. FEMA may ask for copies of SOPs prior to, or after being awarded.

R&R Activity – Eligible Costs: High Priority

- Costs to support a staffing needs assessment identifying the operational staff and support that are required to carry out fire department responsibilities safely and effectively (e.g., supplies for data collection, contractors or personnel to collect and analyze data, software programs, etc.).
 - **Note:** If a staffing needs assessment is requested and the application is selected for funding, the staffing needs assessment will be the only activity that will be funded.
- Costs to support a R&R Coordinator, a Program Manager, and/or a Grant Administrator (including reasonable salary, fringe benefits, contract support, supplies, travel, etc.). **Note:** computers for these positions are low priority items.
- Marketing Program to recruit new volunteer firefighters, such as:
 - Media advertising (e.g., television, radio, social media);
 - Print advertising (e.g., newspapers, billboards, signs, banners, brochures, flyers); and,
 - LED/electronic sign. **Note:** this is a high priority item only when included as part of a comprehensive marketing program. Only one LED/electronic sign is allowed per applicant and 75% of usage must be dedicated to R&R activities – additional restrictions apply (for details see [Section F - Environmental Planning and Historic Preservation \(EHP\) Compliance](#) of this NOFO).
 - **Note:** If requesting funds to recruit new members, a marketing plan must be in place or the application must show a marketing plan will be implemented either with grant funds (requested as a line item) or that the applicant will implement a marketing plan using existing department resources.
- New Member Costs. Only one entry-level physical per new recruit. Physicals for existing members are not eligible. All grant-funded physicals (except those for explorers/cadets) must meet NFPA 1582 standards (Chapter 6, Medical Evaluations of Candidates 6.1, and Chapter 9, Essential Job Tasks – Specific Evaluation of Medical Conditions in Members). The cost of physicals should be based on local physician or health center prices. Detailed information on implementing NFPA 1582 physicals can be found at [Roadmap | FSTAR \(fstaresearch.org\)](#).
 - **Note:** annual physicals are only eligible if the applicant is also requesting grant funds to provide NFPA 1582 entry-level physicals for new recruits; annual

R&R Activity – Eligible Costs: High Priority

- physicals are only eligible for the same new recruits. Physicals or annual exams for any other members are not eligible.
- Only actual costs for physicals are allowed and will be paid on a reimbursable basis. To receive reimbursement, recipients must provide invoices/proof of payment (e.g., canceled checks, bank statements, electronic funds transfers) to support the cost for physicals.
 - New recruit basic training that is not covered under a department’s normal operating budget, and as required by the AHJ to meet minimum firefighter certification (e.g., cardiopulmonary resuscitation [CPR], First Responder, EMT, FF1, FF2).
 - Reimbursement to members for lost wages, mileage/transportation, lodging, and/or per diem while attending required basic training is also eligible.
 - **Note:** costs for mileage/transportation, lodging, and per diem must comply with the department’s written travel policies and procedures. If policies are not established, costs will only be reimbursed at the federal government rate.
 - Leadership/career development training when used as a retention incentive that is not covered under a department’s normal operating budget.
 - Reimbursement to members for lost wages, mileage/transportation, lodging and/or meals while attending leadership/career development training or conferences are also eligible.
 - **Note:** costs for mileage/transportation, lodging and meals must comply with the department’s written travel policies and procedures. If policies are not established, costs will only be reimbursed at the federal government rate.
 - Courses must provide Continuing Education Units (CEU) or certificates of completion to be eligible. To receive reimbursement, recipients must provide documentation of the CEUs or the certificates of completion.
 - Instructor/train-the-trainer training that is not covered under a department’s normal operating budget.
 - Reimbursement to members for lost wages, mileage/transportation, lodging, and/or per diem while attending instructor/train-the-trainer training are also eligible.
 - **Note:** costs for mileage/transportation, lodging, and per diem must comply with the department’s written travel policies and procedures. If policies are not established, costs will only be reimbursed at the federal government rate.
 - Tuition assistance for higher education (including books, lab fees and student fees).
 - Coursework or certifications in this category should be more advanced than what departments typically fund for required minimum-staffing requirements.
 - Courses are not limited to firefighter training or education.
 - Only tuition payments for classes offered and taken during the period of performance are allowable.
 - Computers for individual students are not eligible for funding.
 - Payments for student loans are not eligible for funding.
 - Allowable costs may be limited to reasonable amounts, as determined by FEMA.

R&R Activity – Eligible Costs: High Priority

- Actual costs will be paid on a reimbursable basis. To receive reimbursement, students must successfully complete all classes.
- PPE/Turnout Gear.
 - PPE may only be funded for new firefighters that join the department after the date of grant award, that successfully pass an NFPA 1582-compliant physical, and that are certified as “fit for duty.” PPE purchased with SAFER Program funding must be utilized by adequately trained staff.
 - Funds are available to acquire Occupational Safety and Health Administration-required and NFPA-compliant PPE for firefighting personnel. In addition, PPE must meet any national or state standards and increase firefighter safety. Failure to meet these requirements may result in ineligibility for PPE funding. Copies of NFPA standards may be reviewed at <http://www.nfpa.org/freeaccess>.
 - Only actual costs for PPE are allowed and will be paid on a reimbursable basis.
 - Allowable costs may be limited to reasonable amounts, as determined by FEMA.
 - To receive reimbursement, recipients must provide the following documentation to support the purchase of PPE:
 - Invoices/proof of payment (e.g., canceled checks, bank statements, electronic funds transfers) for PPE.
 - Proof that the firefighter(s) have passed an NFPA 1582-compliant physical and are certified as “fit for duty.”
 - Eligible PPE Expenditures:
 - Only one set of PPE for structural or wildland firefighting per each new recruit.
 - The SAFER Program considers a complete set of structural PPE to be comprised of one self-contained breathing apparatus (SCBA) mask/face piece, one pair of pants, one coat, one helmet, two hoods, one pair of boots, two pairs of gloves, one pair of suspenders, and one pair of goggles. In those jurisdictions where additional PPE, like Personal Safety/Rescue Bailout Systems are statutorily required, the SAFER Program will consider all statutorily required items to be part of a complete PPE set.
 - The SAFER Program considers a complete set of wildland PPE to be comprised of one pair of pants, one coat, one jumpsuit, one helmet, one pair of boots, one pair of gloves, one pair of suspenders, one pair of goggles, one fire shelter, one web gear, one backpack, and one canteen/hydration system.
 - American National Standards Institute-approved retro-reflective highway apparel.
 - PPE gear bags .
- LOSAP or Retirement Program:
 - New LOSAP or Retirement Programs (meaning the department has never had a LOSAP or Retirement Program).

R&R Activity – Eligible Costs: High Priority

- Increasing existing LOSAP or Retirement Program coverage to include newly recruited members (FEMA will only fund the increase portion of the program).
Note: FEMA will not fund LOSAP or Retirement Programs that were previously funded by a SAFER Program grant.

R&R Activity – Eligible Costs: Medium Priority

- Nominal stipends, as defined under [Appendix B – Programmatic Information and Priorities, subsection b. Supporting Definitions for this NOFO](#), for volunteer firefighters who are involved with, or trained in, the operations of firefighting and emergency response (e.g., Pay-per-Call, Points Based System, etc.). Stipends may only be provided for participation in operational (firefighting) activities, such as duty shifts, operational training, and/or responding to incidents.
 - Food vouchers may be used for nominal stipends if the Narrative supports their use as an effective recruitment and retention tool for the department. However, food vouchers must be issued through formally adopted SOPs.
 - Award recipients must maintain records of all food vouchers including firefighter name, amount, date received, and signature of the receiving firefighter.
 - Gift cards may not be used for nominal stipends. For information on gift cards, see Low Priority – Awards/Incentives below.
 - Only actual costs for stipends are allowed and will be paid on a reimbursable basis.
 - Allowable costs may be limited to reasonable amounts as determined by FEMA.
 - To receive reimbursement, recipients must provide the following documentation to support the stipends:
 - Documentation to show what the department would pay to hire a full-time firefighter to perform the services for which the stipend is provided (e.g., current salary/benefit package from human resources department, data from the U.S. Department of Labor’s Bureau of Labor Statistics).
 - Copies of run reports, staffing reports, etc.
- Costs to support explorer/cadet, and mentoring programs, such as:
 - Only one set of station duty uniforms (the SAFER Program considers one set of station duty uniform as one pair of pants, one shirt, one hat, and one pair of boots) for each newly recruited cadet/explorer per the department’s documented uniform policy.
 - Training (Non-Immediate Danger to Life and Health [IDLH]).
 - One set of structural or wildland PPE as defined above for each new cadet/explorer that joins the department after the date of grant award, with the following two exceptions: 1) SCBA mask/face pieces are not eligible because PPE for explorers/cadets may not be used in an IDLH atmosphere, and 2) physicals for explorers/cadets are not required to meet NFPA 1582.

R&R Activity – Eligible Costs: Medium Priority

- One introductory physical exam per each newly recruited explorer/cadet.
- Insurance packages (e.g., AD&D, workers compensation, disability, health, dental, life).
- Exercise equipment and gym memberships are limited to no more than \$10,000 total per grant award.

R&R Activity – Eligible Costs: Low Priority

- New Member Costs. Only one set of station duty uniforms (the SAFER Program considers one set of station duty uniforms as one pair of pants, one shirt, one hat, and one pair of boots) for new firefighters that join the department after the date of grant award, per the department's documented uniform policy.
 - **Note:** Class A or B uniforms (e.g., Dress Uniforms) and badges are not allowable costs under the SAFER Program.
- Costs for advanced training not currently covered under the department's operating budget (e.g., extrication training, specialized equipment training, swift water rescue, etc.). Advanced training requests are only eligible for members who have already met the minimum firefighter certifications required by the AHJ and must closely correlate to the applicant's recruitment and/or retention goals.
 - Reimbursement to members for lost wages, mileage/transportation, lodging, and/or per diem while attending advanced training are also eligible.
 - **Note:** costs for mileage/transportation, lodging, and per diem must comply with the department's written travel policies and procedures. If policies are not established, costs will only be reimbursed at the federal government rate.
- Single computer (including monitor, keyboard, mouse) and printer for grant-appointed R&R Coordinator, Program Manager, and/or Grant Administrator.
- Awards/Incentive program for participation in operational (firefighting) activities, such as operational training and/or responding to incidents (e.g., length of service plaques, gift cards for top responders, non-uniform clothing).
 - Non-uniform clothing (limited to a shirt, a jacket, or a pullover) as part of an award program only.
 - **Note:** Class A or B uniforms (e.g., Dress Uniforms) and badges are not allowable costs under the SAFER Program.
 - Gift Cards: a logbook for the purchase and issuance of gift cards is required. The logbook should include name of recipient, date, amount of card, reason for issuance, and signature of recipient. Gift cards should be issued to operational firefighters who have completed the minimum firefighter training required by the AHJ.
- LED/electronic sign when it is not included as part of a comprehensive marketing program.
- Fire service association membership fees.
- Projector and/or screen to support classroom training.
- Payments for housing or rent for volunteers at or near the fire station.
- Other costs associated with new recruits (background checks, aptitude tests, etc.).

R&R Activity – Eligible Costs: Low Priority

- Station modifications/remodeling/renovation of existing facilities.
 - Remodeling/renovations to an existing facility are allowable (e.g., converting space into bunkroom) and must correlate to the identified recruitment or retention problems or issues being addressed with the grant. The renovations must be minor interior alterations not to exceed \$10,000 total per grant award.
 - Remodeling/renovations may not change the footprint or profile of the building.
 - Any request for modifications to facilities may require EHP review (for details see [Environmental Planning and Historic Preservation \(EHP\) Compliance](#) section of this NOFO). Recipients are encouraged to have completed as many steps as possible for a successful EHP Review in support of their proposal for funding, including coordination with their State Historic Preservation Office to identify potential historic preservation issues and to discuss the potential for project effects, and compliance with all state and EHP laws and requirements.
 - Written approval must be provided by FEMA prior to the use of any SAFER Program funds for remodeling or renovation. If awarded funds for remodeling or renovation, recipients may be required to submit evidence of approved zoning ordinances, architectural plans, any other locally required planning permits, and a notice of interest.

R&R Activity – Eligible Costs: Non-Prioritized Costs

- M&A costs up to three percent of the total awarded amount in accordance with 2 C.F.R. Part 200, Uniform Administrative Requirements, Cost Principles, and Audit Requirements for Federal Awards. M&A costs must be identifiable and directly related to the implementation and management of the SAFER Program grant. Salaries and fringe benefits for personnel directly supporting the grant are not required to be included in the M&A budget line item.
- Indirect costs for national, state, local, or federally recognized tribal volunteer firefighter interest organizations that are expended pursuant to [Section D: Application and Submission Information](#).
- Up to \$1,500 in grant writer fees for application preparation, but not grant administration. The fee must have been paid between 90 days prior to the publication date of this NOFO and up to 30 days of the end of the application period and prior to any contact with SAFER Program Office staff or an Offer of Award. For details see [Appendix C – Award Administration Information, subsection b. Grant Writer/Preparation Fee](#).
- Audit costs proportional to the total SAFER Program award. Recipients of multiple federal funding sources can only charge a pro rata share of the audit cost(s) to the SAFER Program award, and they must be incurred during the period of performance.

R&R Activity – Ineligible Costs

This list is not exhaustive:

- Salary and benefits for firefighters.
- Retroactive payments or recognition for operational services rendered prior to the grant award.
- Costs incurred (including the delivery of goods or services) outside of the period of performance except for grant writer fees; see [Appendix C – Award Administration Information, subsection b. Grant Writer/Preparation Fees](#).
- Fire suppression equipment.
- Vehicles.
- Fire simulators, fire evolution, or fire training props (e.g., burn trailers, forcible entry, rescue/smoke maze, flashover simulators).
- Supplies, expendables, or “onetime” use items such as foam, fuel/propane, breaching materials (e.g., wood, sheetrock).
- Sirens, warning lights for fire department or private vehicles, or other outdoor warning devices.
- Communication equipment including cell phones, pagers, portable radios or Computer-Aided Dispatch systems.
- Video cameras/recording equipment.
- Photographs/photographer unless part of a marketing contract for recruitment of new members.
- Intruder alerting systems and deployment notification systems.
- Retroactive payments or recognition for non-operational activities (including payments, gift cards, recruitment bonuses, or stipends for recruiting firefighters).
- Payments for travel to or participation in leisure or social activities such as theater tickets, entertainment tickets, and trips (e.g., professional sporting events).
- Costs associated with award banquets, such as food, photographers, refreshments, entertainment, or rental facilities. Reimbursement for actual awards (e.g., plaques, trophies) is eligible.
- Costs for food or refreshments that are not part of a conference or training hosted by the grant recipient (food vouchers can be requested as a nominal stipend but must be provided only under formally adopted SOPs).
- Costs for training currently covered under the department’s operating budget (e.g., tuition or instructor fees for department-mandated, basic-level training).
- Services at a member’s personal residence (e.g., internet access, plowing of driveways).
- Furniture (except for newly converted bunkrooms), televisions, fixtures, appliances (e.g., refrigerators), and entertainment equipment.
- “Giveaways” for recruitment events, such as pencils, pens, t-shirts, cups, mugs or balloons.
- Fees for courses and training that are available free of charge on the internet or at state/local training facilities (e.g., NIMS 100, 700, 800).
- Costs for fuel. Costs for travel to training or other eligible activities are reimbursed through mileage rates.

R&R Activity – Ineligible Costs

- Medical exams for existing members, R&R Coordinator, Program Manager, and/or Grant Administrator.
- Payments for student loans.
- Mileage reimbursement for responding to incidents or periodic operational training at the fire house (mileage reimbursement is allowed for other types of training as explained under eligible costs).
- Station internet access/user fees and equipment to install internet (such as routers).
- Continued funding of an existing (or previously funded through the SAFER Program) LOSAP or Retirement Program.
- Computers in common areas or individual computers for training/education.
- Copiers/printers.
- Incentives for career firefighters within the recipient's fire department.
- Ineligible explorer/cadet/mentoring program expenditures:
 - SCBAs, including masks/face pieces.
 - Anything involving the IDLH atmosphere.
 - Any activities precluded by the AHJ.
- Ineligible PPE expenditures:
 - Three-quarter length rubber boots.
 - SCBAs (not including SCBA masks/face pieces).
 - PASS Devices.
 - Spare cylinders.
 - Bomb disposal suits.
 - PPE for hazardous materials and other specialized incidents.
 - More than one set of PPE per newly recruited member (within the period of performance).
- PPE for existing members, R&R Coordinator, Program Manager, and/or Grant Administrator.

15. Appendix C – Award Administration Information

Appendix C contains detailed information on SAFER Program Award Administration. Reviewing this information may help recipients in the programmatic and financial administration of their award(s)

a. *Help FEMA Prevent Fraud, Waste, and Abuse*

If applicants or recipients have information about instances of fraud, waste, abuse, or mismanagement involving FEMA programs or operations, they should contact the DHS Office of Inspector General (OIG) Hotline at (800) 323-8603, by fax at (202) 254-4297, or email HOTLINE@oig.dhs.gov.

b. *Grant Writer/Preparation Fees*

Fees for grant writers may be included as a pre-award expenditure. For grant writer fees to be eligible as a pre-award expenditure, the services must be competitively sourced, specifically identified, and listed within the “Grant Request Details” section of the application and must satisfy the requirements under 2 C.F.R. § 200.458. FEMA will only consider reimbursements for application preparation, not administration, up to \$1,500 per annum. The allowability of grant writer fees as a pre-award expenditure must be paid between the 90 days prior to the publication date of this NOFO and up to 30 calendar days after the application period closes. In order for Grant writer fees held either on retainer or subscription basis to be an eligible pre-award cost, the claimed retainer or subscription must have been competitively secured, and the costs are limited to the start of the appropriation period for the underlying award and meet the requirements under 2 C.F.R. § 200.458. Fees payable on a contingency basis are not an eligible expense.

Pursuant to 2 C.F.R. Part 180, recipients may not use federal grant funds to reimburse any entity, including a grant writer or preparer, if that entity is presently suspended or debarred by the Federal Government from receiving funding under federally-funded grants or contracts. Recipients must verify that the contractor is not suspended or debarred from participating in specified federal procurement or non-procurement transactions pursuant to 2 C.F.R. § 180.300.

Prior to submission of the application, please review all work produced by grant writers or other third parties for accuracy. By submitting the application, applicants are certifying all of the information contained therein is true and an accurate reflection of the organization, and that regardless of the applicant’s intent, the submission of information that is false or misleading may result in actions by FEMA. These actions include but are not limited to the submitted application not being considered for award, temporary withholding of funding under the existing award pending investigation, or referral to the DHS OIG.

The following documentation shall be provided to FEMA upon request:

- i. A copy of the grant writer’s contract for services;
- ii. A copy of the invoice or purchase order;
- iii. A copy of the canceled check (front and back); and

iv. Evidence that the services were competitively procured.

Failure to provide the requested documentation may result in the grant writer fee being deemed ineligible and the grant reduced accordingly.

Note: FEMA requires that all applicants identify the following as “Application Participants” in the “Contact Information” section of the application:

Any individual or organization that assisted with the development, preparation, or review of the application to include drafting or writing the narrative and budget; whether that person, entity, or agent is compensated or not; and whether the assistance took place prior to submitting the application.

c. *Maintenance and Sustainment*

The use of FEMA preparedness grant funds for the costs of repairs or replacement, as well as maintenance contracts, warranties, and user fees may be allowable.

The intent of eligible Maintenance and Sustainment activities is to provide direct support to the critical capabilities developed using FEMA and other DHS grants and support activities. Routine upkeep and the supplies, expendables, or one-time use items that support routine upkeep (e.g., gasoline, tire replacement, routine oil changes, monthly inspections or grounds and facility maintenance) are the responsibility of the recipient and may not be funded with SAFER Program funding.

Generally, when purchasing a maintenance agreement, service contract, or extended warranty for systems or equipment, the period of coverage provided under such a plan may not extend beyond the period of performance of the grant with which the agreement, warranty or contract is purchased.

The duration of an extended warranty purchased incidental to the original purchase of the equipment may exceed the period of performance as long as the coverage purchased is consistent with that which is typically provided for, or available through, these types of agreements, warranties, or contracts. When purchasing a stand-alone warranty or extending an existing maintenance contract on an already-owned piece of equipment or system, coverage purchased may not exceed the period of performance of the award used to purchase the maintenance agreement or warranty. As with warranties and maintenance agreements, this policy extends to licenses and user fees as well.

Even if purchased incidental to the original purchase of the equipment, the duration of an extended maintenance agreement or warranty must also be reasonable for the type of equipment or system being purchased. For example, if a vendor offers a 10-year extended warranty incidental to the purchase of a piece of equipment, but the useful life of that equipment being purchased is five years, the purchase of a 10-year extended warranty would not be a reasonable cost and may not be charged to the grant.

d. Taxes, Fees, Levies, and Assessments

Taxes, fees, levies, or assessments that the recipient is legally required to pay and are directly related to any eligible SAFER Program acquisition activity may be charged to a SAFER Program award pursuant to 2 C.F.R. § 200.470. These charges shall be identified and enumerated in the SAFER Program application narrative, as well as the “Grant Request Details” section of the acquisition activity.

Any avoidable and unreasonable costs that result from the action or inaction of a recipient (or recipient’s agent) or that prevent that recipient from enjoying any lawful exemption, waiver, or reduction of any tax, fee, levy, or assessment directly related to any eligible SAFER Program acquisition activity are not chargeable to any SAFER Program award.

Example: Governmental entities and Public Safety Agencies are exempt from some Federal Communications Commission (FCC) fees*, but only if the eligible organization submits an exemption or waiver request to the FCC.

**Government entities are not required to pay FCC regulatory fees. Nonprofit entities (exempt under Section 501 of the Internal Revenue Code) may also be exempt. The FCC requires that any entity claiming exempt status submit, or have on file with the FCC, a valid Internal Revenue Service Determination Letter documenting its nonprofit status, or certification from a governmental authority attesting to its exempt status. For more information, please visit <http://www.fcc.gov>.*

e. Excess Funds

After completing the initial project(s) proposed in the recipient's application, some recipients may have unexpended funds remaining in their budget. These excess funds may result from any combination of under-budget acquisition activities or competitive procurement processes.

These excess funds may be utilized to address an organization’s local needs or to mitigate identified capability gaps. FEMA expects excess funds to be obligated concurrent with an award’s period of performance to address a known or critical need. An amendment request must be submitted to document the expenditure of excess funds. As a reminder, all costs must be incurred, and all goods and services must be delivered or completed within the period of performance in order to be allowable.

f. Payments and Amendments

FEMA uses the Direct Deposit/Electronic Funds Transfer method of payment to recipients.

SAFER Program payment/drawdown requests are generated using FEMA GO. SAFER Program payment/drawdown requests from state or local government entities will be governed by applicable federal regulations in effect at the time a grant is awarded to the recipient and may be either advances or reimbursements. Recipients should not expend funds until all special conditions listed on the grant award document have been met,

including completion of EHP review, and the request for payment in FEMA GO has been approved. Recipients should draw down funds based upon immediate disbursement requirements; however, FEMA strongly encourages recipients to draw down funds as close to disbursement or expenditure as possible to avoid accruing interest.

Non-federal entities should keep detailed records of all transactions involving the grant. FEMA may at any time request copies of any relevant documentation and records, including purchasing documentation along with copies of cancelled checks for verification. See, e.g., 2 C.F.R. §§ 200.318(i), 200.334, 200.337.

Advances

Recipients shall be paid in advance, provided they maintain or demonstrate the willingness and ability to maintain procedures to minimize the time elapsing between the transfer of funds and disbursement by the recipient (not to exceed 30 days), and the financial management systems that meet the standards for fund control and accountability as established in 2 C.F.R. Part 200. The recipient shall include all applicable source documentation such as invoice(s), purchase orders, contracts, etc., to support the costs associated with the advance SAFER Program payment/drawdown requests. EHP review requirements must be met prior to advanced payments.

Although advance drawdown requests are permissible, recipients remain subject to applicable federal laws in effect at the time a grant is awarded to the recipient.

Governing interest requirements include the Uniform Administrative Requirements Cost Principles, and Audit Requirements for Federal Awards at 2 C.F.R. Part 200 and the Cash Management Improvement Act (CMIA) and its implementing regulations at 31 C.F.R. Part 205. Interest under CMIA will accrue from the time federal funds are credited to a recipient's account until the time the recipient pays out the funds for program purposes. For the rate to use in calculating interest, please visit Treasury Current Value rate at https://www.fiscal.treasury.gov/fsreports/rpt/cvfr/cvfr_home.htm.

Reimbursement

Payment by reimbursement is the preferred method when the requirements to be paid in advance, pursuant to 2 C.F.R. § 200.305, cannot be met. In accordance with U.S. Department of Treasury regulations at 31 C.F.R. Part 205, if applicable, the recipient shall maintain procedures to minimize the time elapsing between the transfer of funds and the disbursement of said funds. As a prerequisite of SAFER Program approval for reimbursement requests, recipients shall submit all applicable source documentation, such as payroll records, timecards, contracts, invoices, purchase orders, proof of payment (e.g., cancelled checks, bank statements, electronic funds transfers) to support the costs associated with each payment/drawdown request.

Rebates

Recipients shall disburse program income, rebates, refunds, contract settlements, audit recoveries, and interest earned on such funds before requesting additional cash payments, in accordance with 2 C.F.R. § 200.305. The reduction of federal financial participation via rebates/refunds may generate excess funds for the recipient if the recipient previously obligated their Cost Share match based upon the original award figures. If the recipient previously obligated their original Cost Share prior to the rebate, then the recipient may have minimum excess funds equal to the difference between the original Cost Share less the rebate-adjusted Cost Share.

Payment Requests During Closeout

A recipient may only submit reimbursement payment requests up to 120 calendar days after the expiration of the period of performance, during an award's closeout reconciliation per 2 C.F.R. § 200.344. Reimbursement payments are the only eligible type of requests to be submitted after a grant's period of performance has expired. The expenditure must have been obligated and received during the period of performance of the award. The recipient's request should contain clear and specific information certifying that the liquidation of federal funds is reimbursement for an obligation properly incurred during the active period of performance. FEMA may request documentation supporting the reimbursement for review at any time.

Amendments

FEMA may approve SAFER Program award amendments on a case-by-case basis for the following reasons:

- Extension of the period of performance in order to complete the scope of work;
- Changes to the activity, mission, retroactive approval (pre-award), closeout issues, and some excess funds requests; and,
- Budget changes (adding funds to award/non-closeout deobligation of funds).

FEMA will only consider amendments submitted via FEMA GO. These requests must contain specific and compelling justifications for the requested change. Amendments or changes to the scope of work may require additional EHP review. FEMA strongly encourages recipients to expend grant funds in a timely manner to be consistent with SAFER Program goals and objectives.

Note: a recipient may deobligate (e.g., return) unused funds (e.g., those remaining funds previously drawn down via payment request and/or remaining award funding that was never requested) to DHS/FEMA prior to the end of an award's period of performance. To exercise this option, a recipient must submit an amendment via FEMA GO and state in the amendment that the unliquidated funds (e.g., the funds to be returned) are not necessary for the fulfillment or success of the grant's obligations or mission. The recipient must also indicate in the amendment that it understands that the returned funds will be deobligated and unavailable for any future award expenses. Deobligation of funds will decrease the federal portion of the grant and the amount of the recipient's cost share

obligation. FEMA will confirm deobligation amendments with all points of contact; after confirmation of the recipient's intent to deobligate, FEMA will hold the approved deobligation request for 14 calendar days as a period for recipient reconsideration before FEMA processes the deobligation request.

g. Disposition of Grant Funded Equipment

A recipient must use, manage, and dispose of SAFER Program-funded equipment in accordance with the Uniform Administrative Requirements, Cost Principles, and Audit Requirements for Federal Awards at 2 C.F.R. § 200.313. With the exception of state governments, when original or replacement equipment acquired under a SAFER Program award is no longer needed for the original project, program, or other activities currently or previously supported by a federal awarding agency, the recipient must request disposition instructions from FEMA. FEMA strongly recommends contacting the SAFER Help Desk prior to the disposition of SAFER Program-funded equipment.

h. Post-Award Recipient Responsibilities

Once awarded, recipients under the Hiring Activity must submit a pre-SAFER Program roster listing paid operational/firefighting personnel, in support of NFPA 1710 or NFPA 1720, who are employees at time of award. FEMA compares the pre-SAFER Program roster to names submitted for SAFER Program-funded positions to ensure that the SAFER Program-funded firefighters are new employees (except under the retention category).

The SAFER Program Office will work with recipients to establish the correct staffing maintenance numbers, which combine the number of pre-SAFER Program and SAFER Program-funded operational positions. Once this is established, recipients must agree to maintain this number throughout the period of performance by taking active and timely steps to fill any vacancies.

Recipients under the Hiring Activity who lay off any operational personnel during the period of performance will be considered in default of their grant and the award will be terminated. In those situations, recipients may be required to return the federal funds disbursed under the grant award.

Recipients who are unable, due to documentable economic hardship, to backfill non-SAFER Program operational positions vacated through attrition (e.g., resignation, retirement) after receiving an award may petition FEMA to waive the staffing maintenance requirements. Approved waivers allow recipients to decrease and reestablish the staffing maintenance numbers agreed to at the time of award by the number of positions that recipients are unable to fill. To qualify for this waiver, the economic hardship must affect the entire public safety sector in a recipient's jurisdiction, not just the fire department. FEMA will not grant waivers for SAFER Program-funded positions. Recipients who fail to maintain the required level of staffing risk losing federal funds awarded under this grant.

Recipients must agree that, notwithstanding any provision of other laws, firefighters hired under these grants will not be discriminated against or be prohibited from engaging in volunteer firefighting activities in another jurisdiction during off-duty hours.

FEMA strongly encourages applicants, to the extent practicable, to seek, recruit and hire military veterans to increase their ranks within their departments.



STAFF REPORT

SUBJECT: FEMA S.A.F.E.R. Grant

DEPARTMENT: Fire Department

STAFF CONTACT: Robert Isbell

RECOMMENDATION:

Consider approval of application for a SAFER Grant

BACKGROUND:

The Stephenville Fire Department seeks approval to submit an application for the Staffing for Adequate Fire and Emergency Response (SAFER) grant program. The Staffing for Adequate Fire and Emergency Response (SAFER) Grant Program provides funding directly to fire departments representing the interests of increasing the number of firefighters to help fire departments meet industry minimum standards.

The request would be for three (3) firefighters to be funded for three (3) years.

\$656,685 over the three year period.

FISCAL IMPACT SUMMARY:

This is a no cost share grant for a three (3) year period. The city would absorb the cost at the beginning of year four (4).

ALTERNATIVES

1. Fund positions through budgetary process.
2. Not expand personnel resources.



Stephenville

POLICE DEPARTMENT



2022

Statistical

Presentation



Values

Service

Teamwork

Accountability

Integrity

Respect

Vision

The Stephenville Police Department is committed to providing excellent service to our community and to those who visit our community.





Guiding Principle

Members of the Stephenville Police Department serve as Top Notch Professional Law Enforcement Officers



SPD Staffing

40 Sworn Police Officers
21 Operational Support Staff



Calls for Service

(2016 – 2022)

Item 13.



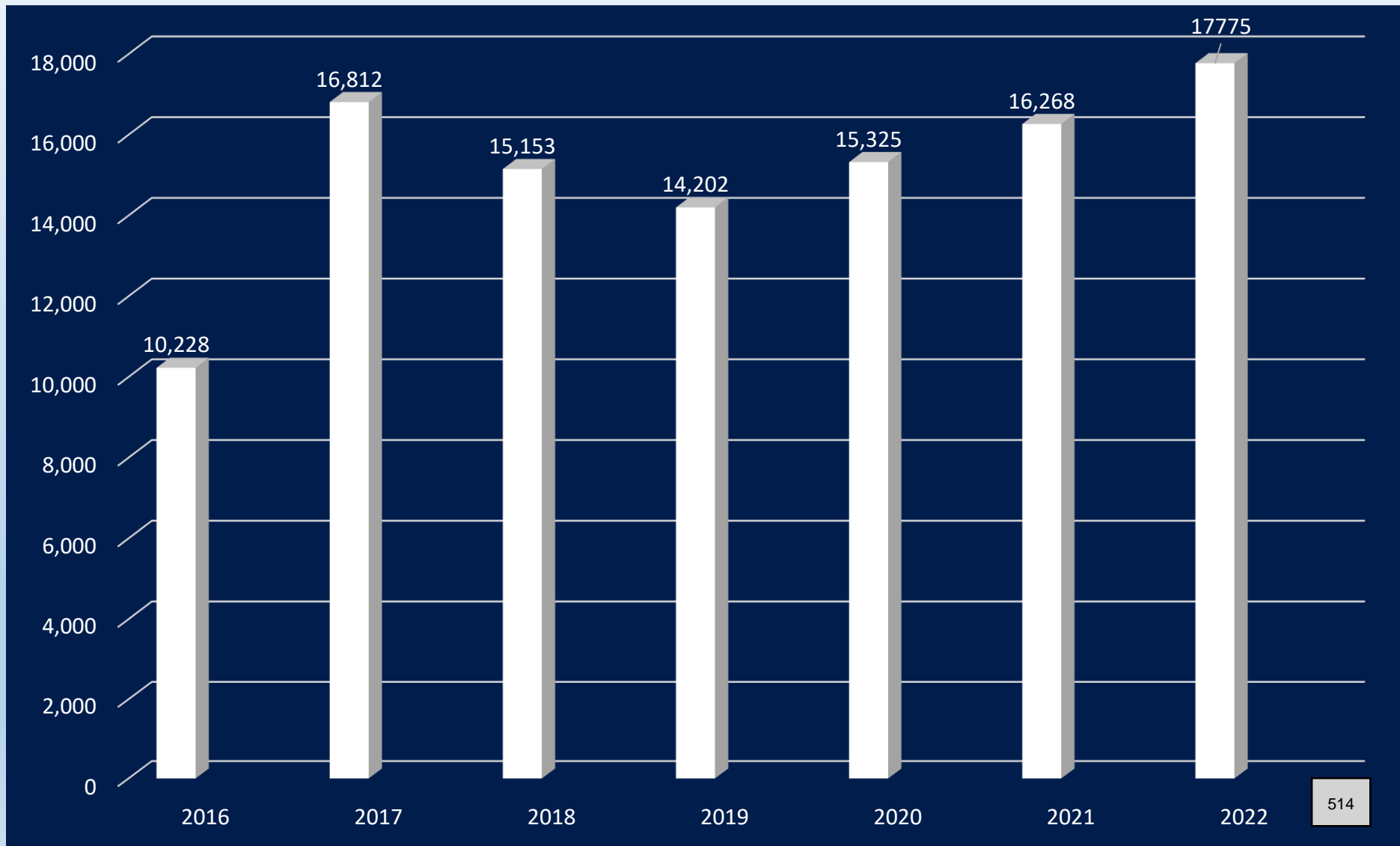
513



Officer Initiated Activity

(2016 – 2022)

Item 13.

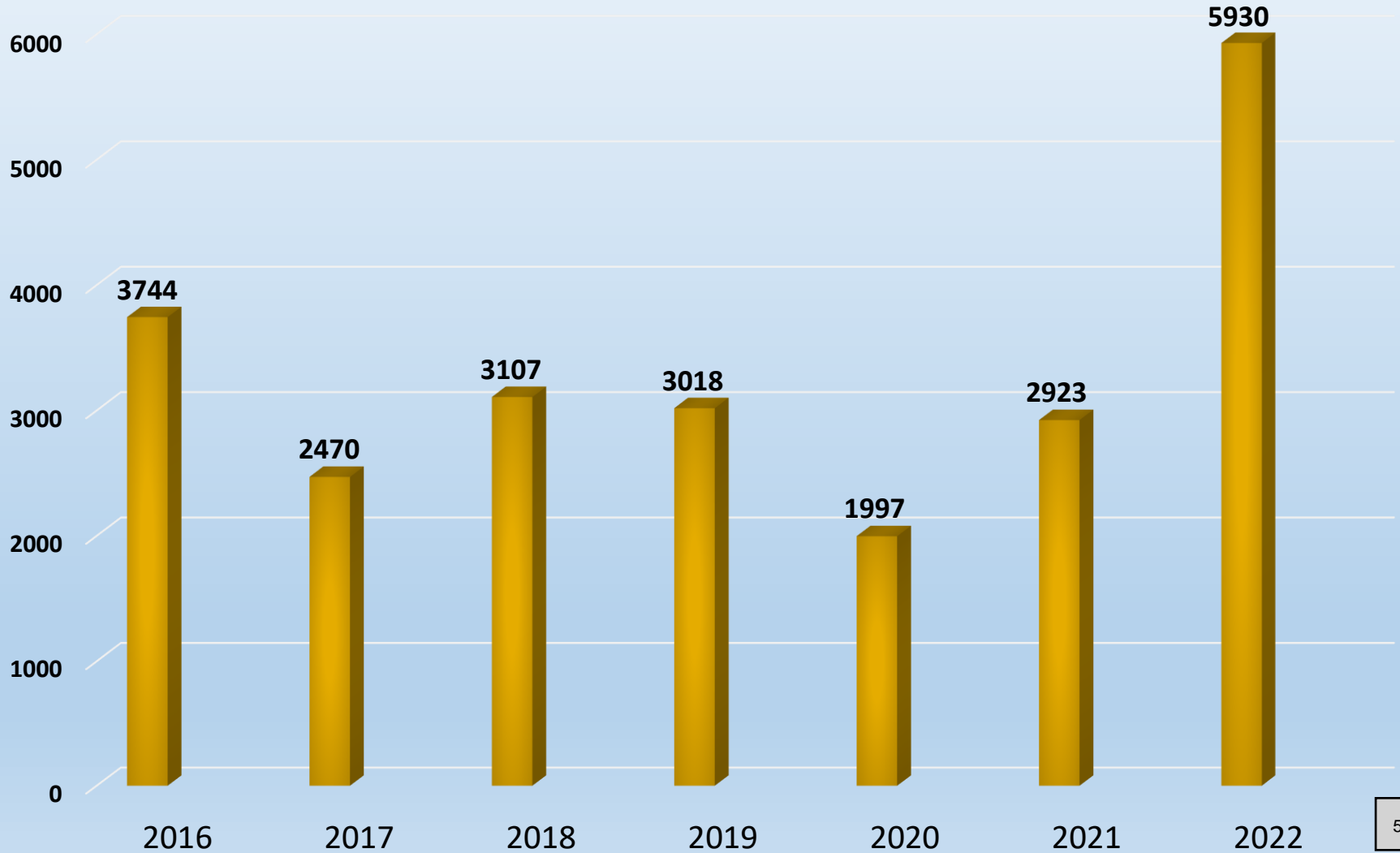




Traffic Stops

(2016 – 2022)

Item 13.

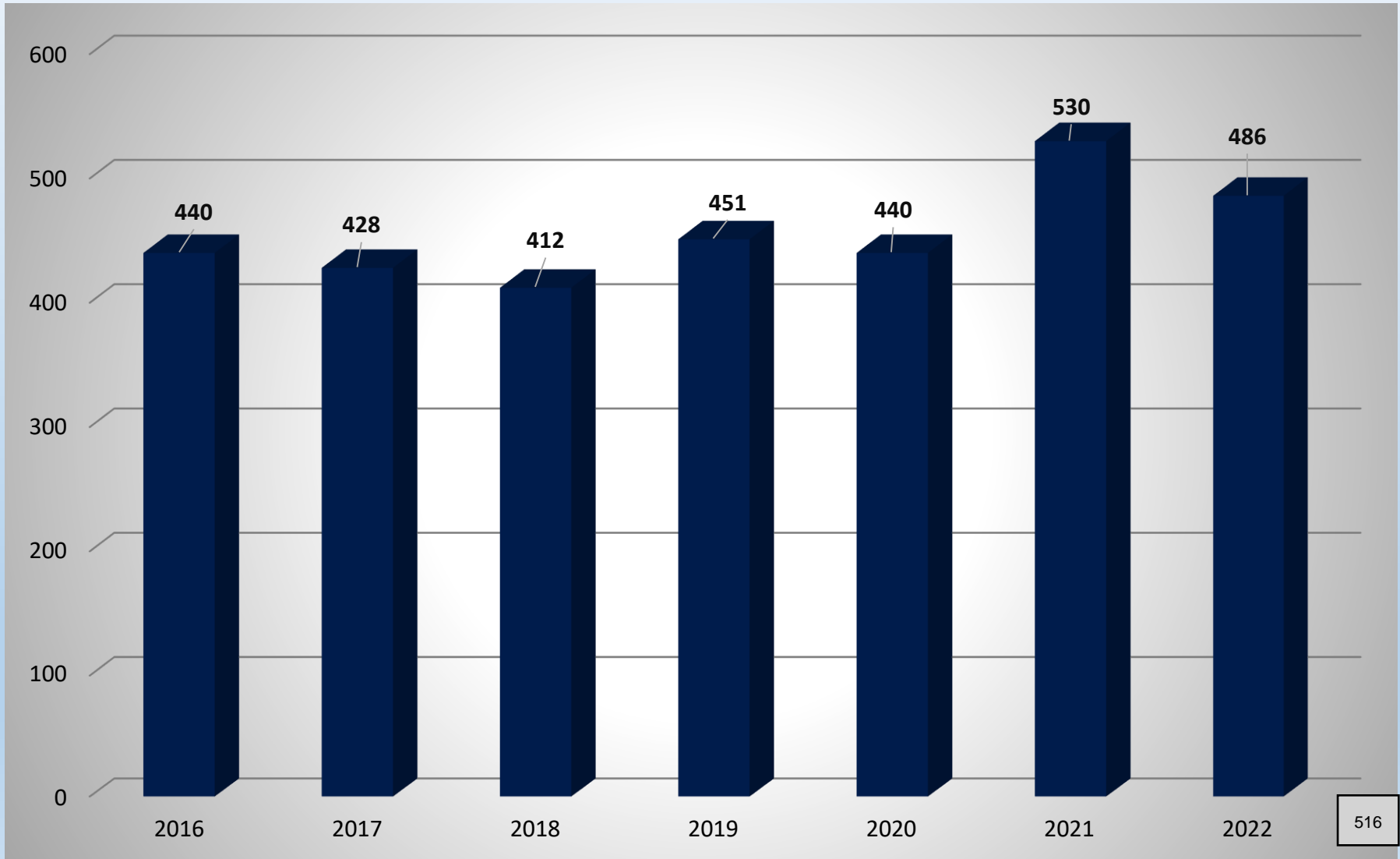




Crash Summary

(2016 – 2022)

Item 13.

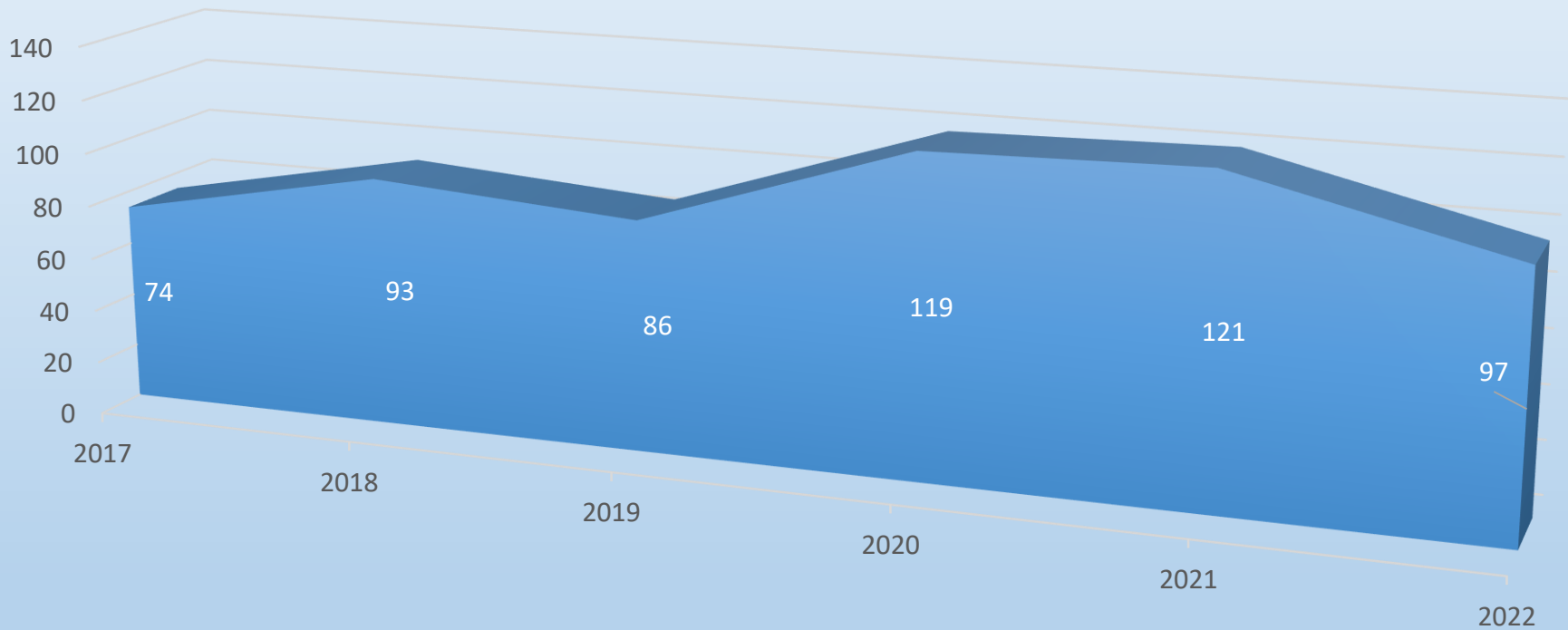




DWI'S Summary

(2017 – 2022)

Item 13.



■ DWI OFFENSES

517



Violent Crimes

(2016 – 2022)

Item 13.

35

30

25

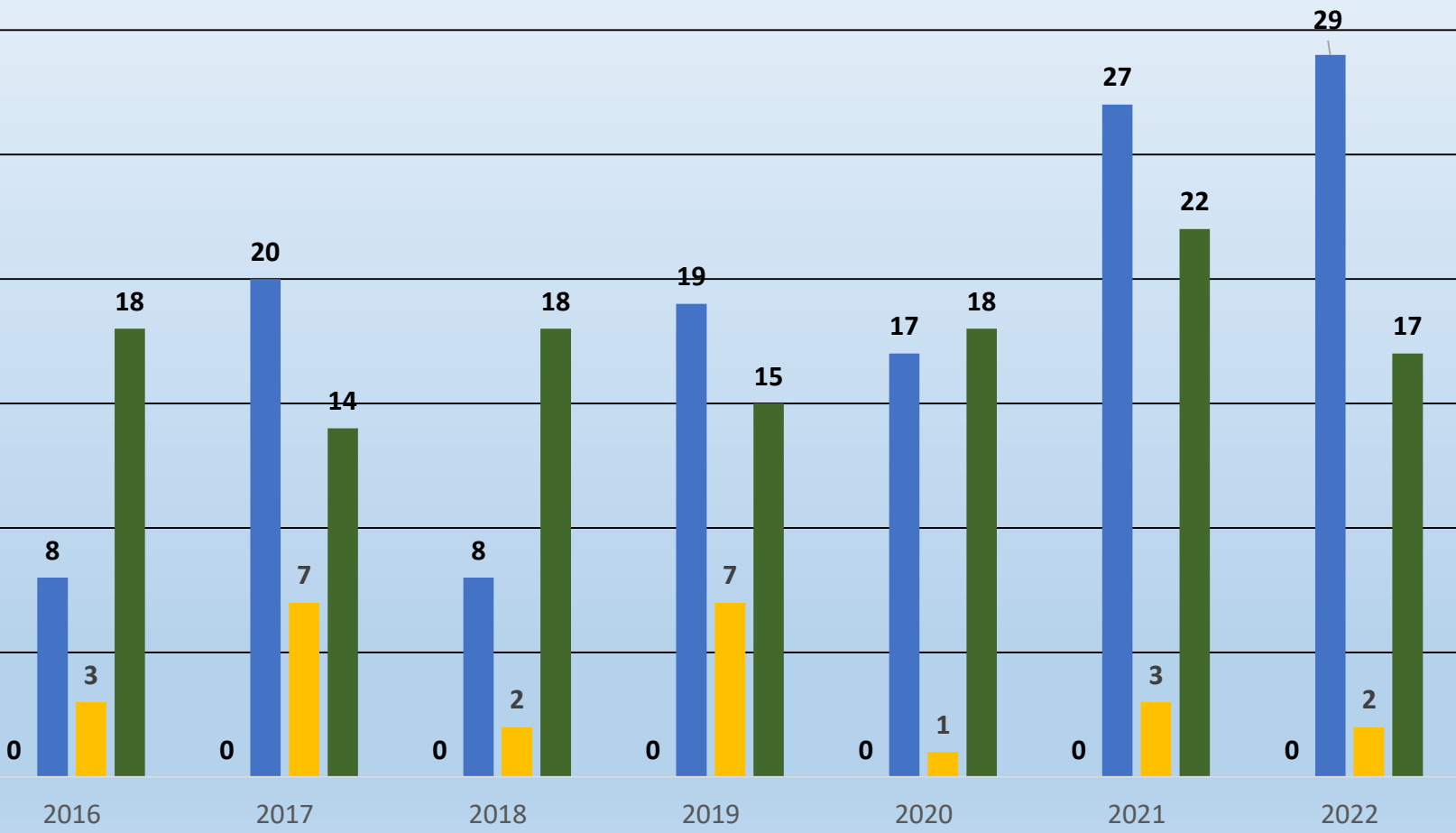
20

15

10

5

0

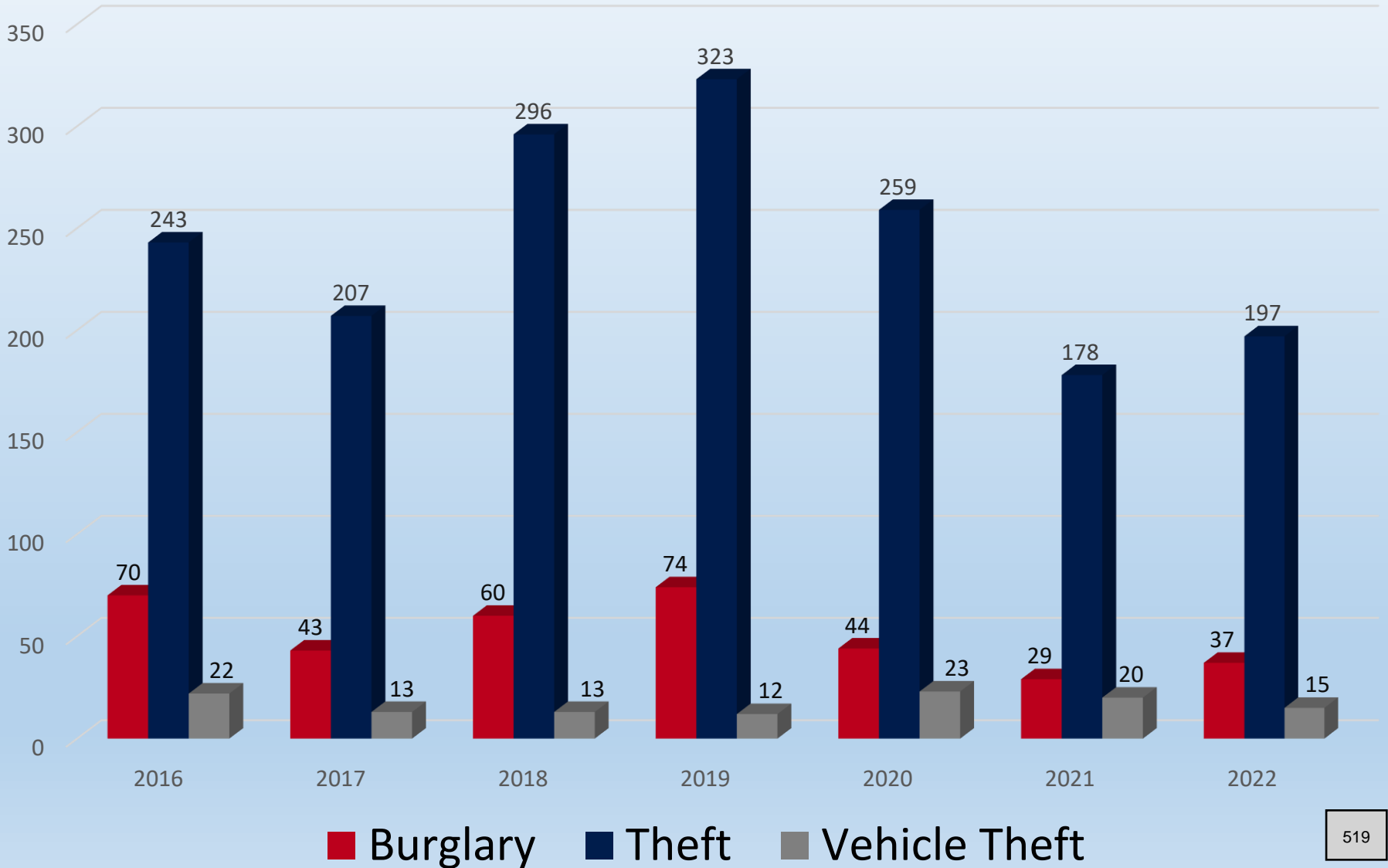


■ Homicide ■ Sexual Assault ■ Robbery ■ Aggravated Assault



Property Crimes (2016 – 2022)

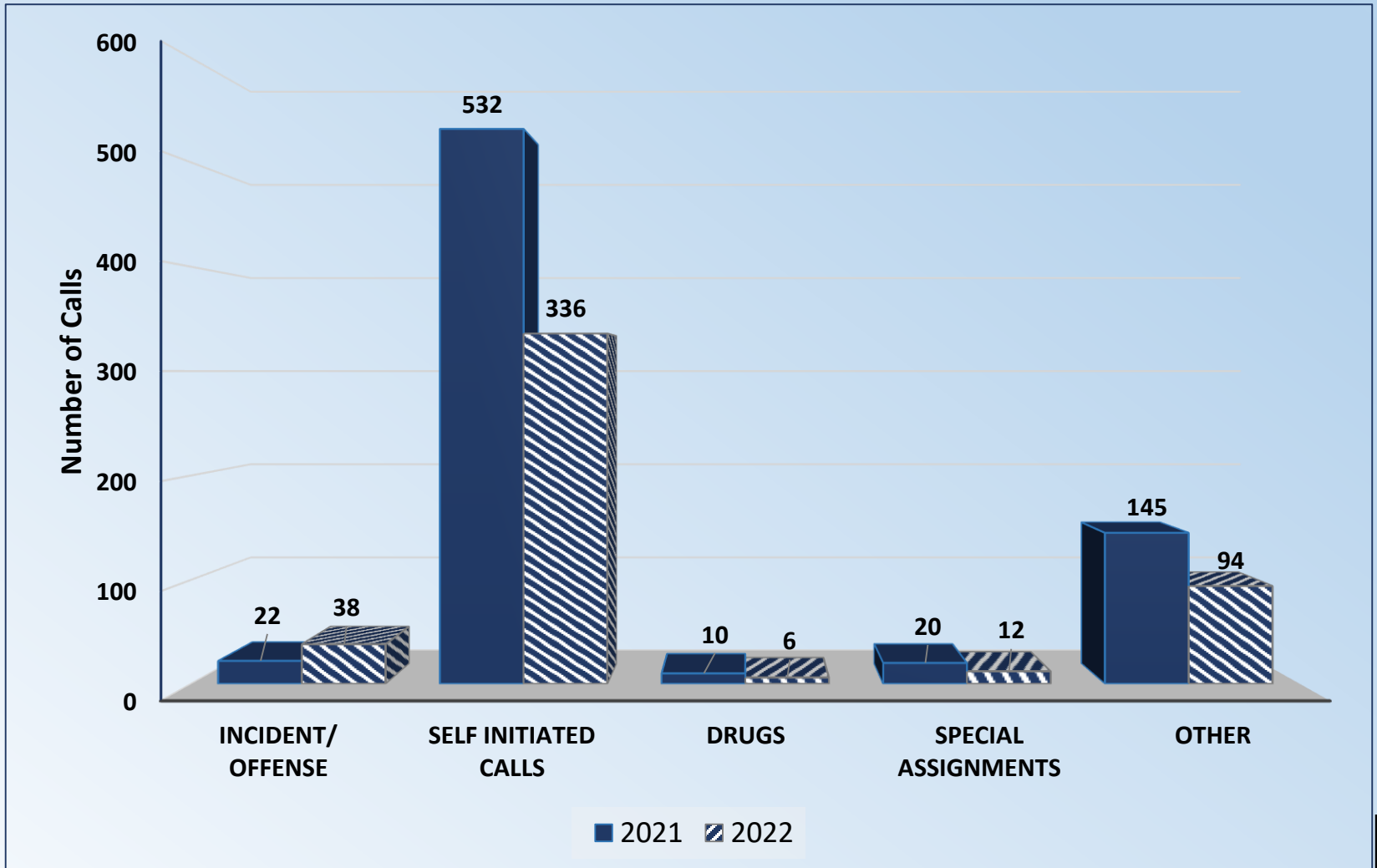
Item 13.





School Resource Officer Activity - Calendar Year

Item 13.





Combined Narcotics Unit

Detectives from SPD and Erath County SO

Since November 2021

Target Narcotics: Methamphetamine/Cocaine

Federal: 15 Cases with 42 Defendants

State: Multiple on-going local, regional and state investigations.



K-9 Rollo

Entered on Duty:
September 9, 2022

Total Arrests: 52

Total Drug Seizures:
58.12 g
Methamphetamine
158.99g THC Oil/Wax
.9g Cocaine
28.057g Marijuana

Total Street Value of
Narcotics Seized:
\$20,816.10





Community Engagement

Item 13.



SPD Members love being a key part of Stephenville and show that love in so many ways. Here are just a few:

- Books with the Blue**
- High Five Friday**
- Shop with a Cop**
- Safe Trick R Treat**
- Meals on Wheels**
- Autism Awareness**
- Breast Cancer Awareness**
- Ministerial Alliance**



Social Media

- ❖ SPD has three primary social media platforms that we use to provide and receive information from the community
- ❖ www.stephenvilletx.gov/police
- ❖ [Facebook](#)
- ❖ [Nixle](#)



Questions?

Dan M. Harris, Jr.
Chief of Police



STAFF REPORT

SUBJECT: 2022 Stephenville Police Department Annual Statistical Report

DEPARTMENT: Police

STAFF CONTACT: Dan M. Harris, Jr.

RECOMMENDATION:

Present the 2022 Stephenville Police Department Annual Statistical Report

BACKGROUND:

Attached is a 2022 SPD Statistical Report detailing key areas of activity for the Stephenville Police Department. A record breaking year of calls for service, self-initiated activity, and traffic and narcotics enforcement. It is an honor to present this snapshot of our very important responsibility of protecting and serving the citizens and visitors of Stephenville while serving as top notch professional law enforcement officers and operational support staff.

FISCAL IMPACT SUMMARY:

N/A

ALTERNATIVES

N/A



STAFF REPORT

SUBJECT: Tow Fee Study

DEPARTMENT: Police

STAFF CONTACT: Dan M. Harris, Jr.

RECOMMENDATION:

Present the results and recommendations of the SPD Tow Fee Study.

BACKGROUND:

The City of Stephenville and the Stephenville Police Department have received multiple complaints regarding Non-Consent towing taking place at apartment complexes throughout the city. Chapter 2308 of the Texas Occupations Code regulates vehicle towing along with Chapter 111 of our city code of ordinances, Tow Trucks and Wreckers. During the November 15th Public Health and Safety Committee meeting, the committee requested SPD conduct a Tow Fee study and present the findings. Those findings are in the attached SPD report dated February 13, 2023.

FISCAL IMPACT SUMMARY:

N/A

ALTERNATIVES



Stephenville

Police Department



Item 14.

To: Chief Dan M. Harris, Jr.
From: Traffic Sergeant Robert Moore
Date: February 13, 2023
Re: **Tow Fee Study**

Upon request of Chief of Police a tow fee comparison was done on cities with college campuses. Additionally other larger cities were contacted to review their tow fees. Agencies contacted include Bryan, Nacogdoches, College Station, Denton, Fort Worth, Dallas, Arlington, Wichita Falls, San Angelo, Waco, San Marcos and Lubbock and Lufkin.

After reviewing the Texas Department of Licensing and Regulation website I found a tow fee schedule listing maximum amounts for tow based upon weight, length and daily storage rates. Below is a brief overview from the website. I also contacted Mr. Todd Forester 936-520-0947 who offered his services should the city/department need assistance in building out a policy.

TDLR (Texas Department of Licensing & Regulation)
<https://www.tdlr.texas.gov/towing/compliance/vsf/fees.htm>

Towing Fees

A VSF (vehicle storage facility) is allowed to collect fees for the towing of a vehicle, but only the fees that are directly related to the tow.

Facilities may charge **up to** the following statewide maximum fees, unless a lower fee is set by a municipality or county:

Definitions:

Light Duty Tow Weight – 10,000 lbs. or less.

Medium Duty Tow Weight – 10,001 lbs. to 24,999 lbs.

Heavy Duty Tow Weight – 25,000 lbs. and over.

Incident Management Tow – From a traffic accident or incident that adversely affects normal traffic operations.

Private Property Tow - A tow of a vehicle authorized by the owner of a parking facility.

Drop Fee – a fee incurred once a vehicle is fully hooked up.



Stephenville

Police Department



Item 14.

Page 2

Private Property Tow Fees	OLD FEE (Maximum)	NEW FEE (Maximum)
Light Duty	\$255	\$272
Medium Duty	\$357	\$380
Heavy Duty	\$459 to \$918	\$489 to \$978

Maximum Tow Drop Charges	OLD FEE (Maximum)	NEW FEE (Maximum)
Light Duty	\$127	\$135
Medium Duty	\$178	\$190
Heavy Duty	\$229	\$244



Stephenville

Police Department



Daily Storage	OLD FEE (Maximum)	NEW FEE (Maximum)
Vehicle Less Than 25 Feet	\$20.64	\$21.03
Vehicle Greater Than 25 Feet	\$36.11	\$36.80

	OLD FEE	NEW FEE
Vehicle Impoundment Fee	\$20.64	\$21.03

Licenses may start employing the new fees listed above on November 1, 2021.

Below are the cities I reached out to, their ordinances and tow fee rates as I could find them online or by telephone. Some cities work solely with one wrecker service, others regulate all the tow services. Furthermore, it is worth noting that the fees set by the TDLR are for private property towing ONLY. The city is responsible for setting caps to tow companies related to rotation call tows.

Bryan

Sec. 126-162. - Maximum fees to be charged for nonconsent tows.

The maximum fees charged by tow companies performing nonconsent tows shall be set by resolution and shall reflect fair value of towing services. Itemized receipts shall be provided to owners or operators at the time payment of tow related fees are made. Violations of this provision may result in suspension of permit, and criminal penalties against the offender. Towing fees may be reviewed by the city council once annually upon request of a tow company. A towing fee study shall be performed in conjunction with this review.



Stephenville

Police Department



Item 14.

Page 4

Upon contacting the Bryan Police Department I spoke with Misty Contreras the Intake supervisor, she told me they currently operating on a 2014 tow fee schedule but that they are looking at raising their rates. The current rates are set at:

- \$150 for light duty
- \$225 for medium duty
- \$350 for heavy duty
- \$125 private property tow
- Drop fee \$50
- Use of winch \$35 extra if officers signs off on ticket. This charge is in relating to nonconsent tows.

College Station

After talking to College station I was told they contract with two tow services; Excel towing and BDS towing and recovery. The department was unable to provide me with the rates so I contacted Excel towing and BDS towing and was unable to get a fee schedule. An open records request can be made to see the purposed rates, but one was not completed due to time constraints.



Stephenville

Police Department



City of Nacogdoches

Sec. 102-382. - Maximum fees to be charged for non-consent tows.

The maximum fees charged by tow companies for non-consent tows are hereby established by the city as set forth below and reflect fair value of towing services. Itemized receipts shall be provided to owners or operators at the time payment of tow related fees are made. Violations of this provision may result in suspension or removal from the tow rotation list, and criminal penalties against the offender. Towing fees may be reviewed by the City of Nacogdoches bi-annually. A towing fee study shall be performed in conjunction with this review.

(Fees listed below are for non-consent tows) (Fees listed below do not include any charges other than tow, to include the use of dollies, go-jacks and clean-up of debris when called for) *Fuel surcharge*. Due

Light-Duty Tow Trucks	Heavy-Duty Tow Trucks
Incident Management—\$150.00	Incident Management—\$500.00
Private Property Tow—\$150.00	Private Property Tow—\$500.00
Drop Fee—\$75.00	Drop Fee—\$250.00
Stand-by Time over 1 hour—\$125.00 per additional hour	Stand-by Time over 1 hour—\$250.00 per additional hour

to the ever increasing prices of fuel a surcharge will be allowed for each cent past the price of \$3.50 per gallon of fuel. Once it is determined that the price of fuel has surpassed the price of \$3.50, the police department will, on a monthly basis, advise what amount can be added to a towing invoice in the amount of \$0.30 for each cent over the amount of \$3.50 as a surcharge. The police department will base the price of fuel on the lowest price of two local distributors at the beginning of each month once it is determined that the price is above \$3.50 per gallon.

(Ord. No. 1570-4-11, 4-5-2011)



Stephenville

Police Department



Item 14.

Page 6

City of Denton

Sec. 23-154. - Towing fee schedule; payment.

(a)The towing fee schedule is established by city council and maintained on file in the office of the city secretary.(b)No towing fees may be charged other than those fees listed in this article, including charges for dollies, special equipment, or mileage.(c)Weight, for purposes of this article, shall be determined by the gross weight recorded on the vehicle registration.(d)If the owner or operator of a vehicle which is parked in violation of this Code or state law arrives before the vehicle is hooked up, the tow truck operator shall release the vehicle for free.(e)A towing company may charge a fully prepared for transport fee when a vehicle has been fully prepared for transport but has not been removed from the property.(f)A towing company may charge the standard non-consent fee when it removes a vehicle from

the property.(g)For payment of any fee under this article, a towing company or vehicle storage facility shall accept payment by cash, electronic check, debit card, and credit card for any charge associated with delivery or storage of a vehicle. However, payment by credit or debit card may be refused if the named cardholder is not present.(h)Release of a vehicle may not be denied based on the inability of the towing company or vehicle storage facility to accept payment by electronic check, debit card, and credit card of any charge associated with delivery or storage of a vehicle, unless the inability to accept such payment is due to factors outside the control of the towing company or vehicle storage facility, such as a power outage or machine malfunction. In such case, payment due shall be frozen until a twelve-hour period of time has elapsed.(i)In no way is this section to be construed to mean that a towing company or vehicle storage facility may not charge less than the fees stated in the towing fee schedule. The fees in the towing fee schedule are the maximum that can be charged for any towing or drop fee of a vehicle in accordance with this article.(j)A towing company or vehicle storage facility must provide a copy of the City of Denton Towing Customer Bill of Rights with each receipt for any non-consent tow performed within the city limits of Denton. This obligation may be satisfied by conspicuously posting a copy of the City of Denton Towing Customer Bill of Rights at the towing company or vehicle storage facility pay window.

(Ord. No. 2015-335 , § 1, 11-17-15; Ord. No. 2015-384 , § 2, 12-15-15)



Stephenville

Police Department



Item 14.

Page 7

MAXIMUM TOWING FEES ALLOWED

\$145.00 LIGHT DUTY TOW

\$72.00 LIGHT DUTY TOW DROP FEE

\$166.00 MEDIUM DUTY TOW

\$83.00 MEDIUM DUTY TOW DROP FEE

\$450.00 HEAVY DUTY TOW

\$225.00 HEAVY DUTY TOW DROP FEE

\$20.00 DAILY STORAGE FEE PER DAY OR PART OF DAY FOR MOTOR VEHICLES 25 FEET LONG OR LESS

\$35.00 DAILY STORAGE FEE PER DAY OR PART OF DAY FOR MOTOR VEHICLES LONGER THAN 25 FEET

\$20.00 IMPOUNDMENT FEE

Fort Worth

Current City approved wrecker fees (as of 11/24/2021):

- Standard: \$150.00
- Tilt Bed/Rollback: \$150.00
- Heavy Duty: \$250.00 per hour
- Administrative fee: \$25.00
- Preservation/Impoundment fee: \$21.03
- Storage fee: \$21.03 per day. Over 25 feet: \$36.80 per day
- Notification fee: \$50.00
- Extra Labor on Towage: \$100.00 per hour
- Second Wrecker: \$150.00 (standard wrecker) and \$250.00 (heavy duty wrecker) covering first hour



Stephenville

Police Department



Item 14.

Page 8

Dallas

ARTICLE VI.

VEHICLE TOW SERVICE FEES.

SEC. 48A-43. MAXIMUM FEE SCHEDULE.

(a) The maximum fee that a licensee or permittee may charge for vehicle tow service, regardless of whether a tilt-bed wrecker or a conventional wrecker is used, is:

(1) \$121 for towage of a vehicle with a manufacturer's gross vehicle weight rating of not more than 10,000 pounds;

(2) \$191 for towage of a vehicle with a manufacturer's gross vehicle weight rating of more than 10,000 pounds but not more than 26,000 pounds; and

(3) \$445 for towage of a vehicle with a manufacturer's gross vehicle weight rating of more than 26,000 pounds.

(b) No additional fee may be charged for linkage of a vehicle prior to a tow or for the use of dollies or go-jacks.

(c) If a licensee or permittee tows a stolen vehicle, or a vehicle later determined to be stolen, the licensee or permittee may charge the lawful owner of the vehicle no more than the maximum fee for towage. A vehicle tow service may not charge a fee to the police department if the police department takes custody of a stolen vehicle.

(d) A licensee or permittee commits an offense if he, either personally or through an employee, subcontractor, or agent, charges:

(1) more than the maximum fee allowed by this section for the particular vehicle towed; or

(2) any fee in addition to:

(A) a towage fee lawfully charged under this section; or

(B) a storage, preservation, or notification fee lawfully charged under the Vehicle Storage Facility Act.

(e) A licensee or permittee shall provide a vehicle owner the option of paying the fee for vehicle tow service by cash or a major credit card. (Ord. Nos. 19099; 19300; 21435; 23106; 24175; 25812; 27721)

In summary Dallas sets fees at:

- \$121 for light
- \$191 for medium
- \$445 for heavy

I did not find anything in their ordinance in relation to private property towing



Stephenville

Police Department



Item 14.

Page 9

Arlington

Arlington appears to be following the state standards set by the occupations code which are then defined in the TDLR of maximum fees of \$272 for light duty, \$380 for medium duty and \$489 - \$978 for heavy duty.

Section 4.24 State Regulation and Towing Charges

- A. The owner or operator of a wrecker business commits an offense if he charges a fee in excess of the maximum fee for the applicable nonconsent tow set by State regulation in accordance with Chapter 2308 of the Texas Occupations Code, as amended.
- B. A wrecker service operator or vehicle storage facility operator may not charge any other fee except as authorized by law.

Galveston

ARTICLE XII. - FEES AND CHARGES

Sec. 37-221. - Permissible fees and charges.

Permissible fees and charges:

(1)The following are the maximum fees that any permittee shall charge for a tow in the city, subject to the exceptions set forth in subsection (2) below:

Incident management tows	\$165.00
Trailer w/o vehicle	165.00
Trailer and vehicle	200.00
Over the seawall	250.00
Lift vehicle off guard rail or obstacle	75.00
Ditch or sand winch out	75.00
Rollover	85.00
In the water vehicle	250.00
Heavy duty tow	500.00
Motorcycles	175.00

(2)The following are exceptions to the above standard fees: a.If a heavy duty vehicle tow service is called and the pick-up requires the unloading of a combination vehicle or multiple heavy duty wreckers to clear a scene, the permittee or wrecker operator shall immediately notify the officer on the scene that the pick-up is exceptional. The on-scene officer shall ask dispatch to notify the compliance officer, his or her designee or patrol sergeant to approve the exceptional tow status. Upon approval, the officer shall note "exceptional" on the operator's towing form. b.If a heavy-duty wrecker is needed to tow an abandoned vehicle, the on scene officer shall call the compliance officer or his or her designee to the



Stephenville

Police Department



Page 10

scene. If the compliance officer, or designee, determines that a heavy-duty wrecker is required, the officer on the scene, compliance officer or designee shall call for the next-out heavy duty. c. Exceptional heavy duty tow rates:1. Two hundred dollars (\$200.00) per hour (with a one-hour minimum) to prepare the vehicle, the trailers and load for safe towing; and2.A maximum of twelve and one-half cents (12.5¢) per pound of the actual weight of the load and vehicle, including any trailers. The weight will be determined by certified weight scale receipts for such loaded vehicles and trailers. d. Towing companies shall not charge a storage fee that exceeds the maximum allowable under state law. e. In the event the vehicle owner or operator desires to have the vehicle towed to a destination outside the city boundaries, the wrecker company, agent, representative or operator may negotiate a price with the vehicle owner or operator to tow to the destination. f. The maximum rates provided under this chapter shall be displayed on any invoice provided to the person picking up a vehicle.

(Ord. No. 20-047 , § 2, 7-23-20)

Galveston does not appear have private property tow rates listed either. Their rates are \$165 for an incident management tow and \$500 for heavy duty. Galveston has several other charges related to wrecker usage that could be applicable to our city.

Wichita Falls

Sec. 26-767. - Towing fees.

(a) A city permit holder performing consent tows may collect fees that are deemed reasonable in accordance with the provisions set forth in Chapter 2308 of the Texas Occupations Code.

(b) City permit holders performing non-consent tows shall not charge fees that exceed the maximum amounts described in the following subsections.

(c) Rotation list towing fees:

(1) Light duty towing (towing a vehicle with a gross vehicle weight of 10,000 pounds or less):

a. A fee of \$120.00 per hour shall be paid to a towing company for towing a vehicle from one point to another location within the city as directed by the police department. This fee includes any work performed during the first hour. Time posted after the first hour will be billed in increments of 15 minutes.

b. Second tow truck: In the event the police officer at the scene determines that a second tow truck is required, a fee of \$120.00 per hour shall be paid to the towing company for any work performed at the scene during the first hour after the arrival of the second tow truck. Time posted for the second tow truck after the first hour will be billed in



Stephenville

Police Department



Item 14.

Page 11

increments of 15 minutes. The use of the second tow truck shall be approved by a police supervisor. Travel time is excluded.

c. Use of a dolly: No additional fees shall be charged for the use of a dolly.

(2) Medium duty towing (towing a vehicle with a gross vehicle weight over 10,000 pounds but less than 25,000 pounds):

a. A fee of \$150.00 per hour shall be paid to the towing company for towing a vehicle requiring a medium duty tow from one point to another location within the city as directed by the police department. This fee includes any work performed during the first hour. Time posted after the first hour will be billed in increments of 15 minutes.

b. Second tow truck: In the event the police officer at the scene determines that a second medium duty tow truck is required, a fee of \$150.00 per hour shall be paid to the towing company for any work performed at the scene during the first hour after the arrival of the second medium duty tow truck. Time posted for the second tow truck after the first hour will be billed in increments of fifteen (15) minutes. The use of the second tow truck shall be approved by a police supervisor. Travel time is excluded.

c. Use of a dolly: No additional fees shall be charged for the use of a dolly.

(3) Heavy duty towing (towing a vehicle with a gross vehicle weight of over 25,000 pounds):

a. A fee of \$300.00 per hour shall be paid to the towing company for towing a vehicle requiring a heavy duty tow from one point to another location within the city as directed by the police department. This fee includes any work performed during the first hour. Time posted after the first hour will be billed in increments of 15 minutes.

b. Second tow truck: In the event the police officer at the scene determines that a second heavy duty tow truck is required, a fee of \$300.00 per hour shall be paid to the towing company for any work performed at the scene during the first hour after the arrival of the second heavy duty tow truck. Time posted for the second tow truck after the first hour will be billed in increments of 15 minutes. The use of the second tow truck shall be approved by a police supervisor. Travel time is excluded.

c. Extra equipment: If the towing company is required to rent or lease a piece of equipment which is not required in the



Stephenville

Police Department



Page 12

normal operation of a towing company, the actual cost for lease or rental of such equipment may be passed on to the vehicle owner.

d. A minimum of two towing company employees must respond and share the responsibilities with each heavy duty tow truck to expedite the clearing of the roadway and increase safety. Failure to respond with two towing company employees will be counted as a failure to respond and the tow truck will not be allowed to work the scene.

(4) Public Safety Towing Administration Fee. For vehicles towed at the instruction of a Police Officer, the rotation list towing fee is hereby increased by \$25.00.

(d) Hourly rates for private property non-consent tows include any work performed during the first hour beginning upon arrival at the scene of the tow. Time posted after the first hour will be billed in increments of 15 minutes. The hourly private property tow rates are as follows:

- (1) Light duty: not more than \$90.00.
- (2) Medium duty: not more than \$120.00.
- (3) Heavy duty: not more than \$205.00.

(e) When establishing or amending the allowable fees for non-consent tows, the amounts shall represent the fair value of the services of a towing company and are reasonably related to any financial or accounting information provided to the city. In accordance with Texas Occupations Code § 2308.203, the city establishes the following procedures relating to towing fee studies to be followed upon a request from a towing company that a study be performed.

Wichita falls policy is extensive and detailed.

For incident management tows they allow for:

\$120 for light

\$150 for medium

\$300 for heavy duty tows

They have private property rates of:

\$90 for light duty tow

\$120 medium duty

\$205 for heavy duty tow.



Stephenville

Police Department



Item 14.

Page 13

San Angelo

The city of San Angelo contracts with Home Motors attached is the tow fee schedule. According to Home Motors they are currently in negotiations about raising the rates due to costs.





Stephenville

Police Department



Item 14.

Page 14



CITY OF SAN ANGELO
PURCHASING DIVISION
 72 West Collage Avenue, San Angelo, Texas 76903
 Tel: (325) 857-4218

Rate/Fee Schedule

- The vendor is responsible for determining if any addenda have been issued and agrees that the prices(s) quoted reflect any changes or modifications created by any addenda.
- The vendor agrees to furnish all insurance certificates documenting the required coverages and provisions as stated herein upon acceptance of award.
- The vendor agrees to furnish all equipment/service at the prices quoted herein and that the proposal is in strict accordance with the conditions and specifications stated herein.

Item	Description	Rate	Unit of Measurement
1.	Impoundment Fee	\$ 20.00, except as allowed by law	Each
2.	Daily Storage Fee (vehicles 25ft or less)	\$ 20.00, except as allowed by law	Per Day
3.	Daily Storage Fee (vehicles more than 25ft	\$ 35.00, except as allowed by law	Per Day
4.	Daily Storage Fee (Vehicles for evidentiary, forfeiture, or other City purposes)	\$ 5.00	Per Day
5.	Notification Fee (where authorized by statute for owners and lien holders)	\$ 50.00	Each
6.	Normal Wreck Run Fee (vehicles 10,000lbs GVW or less within City limits or City-owned property)	\$ 150.00	Each
7.	Normal Wreck Run Fee (vehicles more than 10,000lbs GVW within City limits or City-owned property)	\$ 185.00 per hour	Each
8.	Labor Rate (vehicles 10,000lbs GVW or less)	\$ 21.00	Per 15-minute Increment
9.	Labor Rate (vehicles more than 10,000lbs GVW)	\$ 21.00	Per 15-minute Increment

Please see attached document expanding Rate/Fee Schedule

Available Inventory:

Description	Minimum Required Quantity	Available Quantity
Light Duty Wrecker	5	7
Medium Duty Wrecker	1	2
Heavy Duty Wrecker	1	2
Low Boy Trailer	1	1
Storage Facility (number of parking spaces)	-	200



Stephenville

Police Department



Item 14.

Page 15

Item	Description	Rate	Unit of Measurement
10	Normal Impound Run Fee (vehicles 10,000 lbs GVW or less within City limits or City owned property)	\$125.00	Each
11	Normal Wreck Run Fee (greater than 26,000 lbs. GVW or more within City limits or City-owned property)	\$400.00	per Hr.
12	Rotator Operations (When our advanced recovery rotator is needed with the City Limits or City-owned property)	\$600.00	per Hr.
13	Diver/Recovery Swimmer	\$125.00	per Hr.

Waco

Waco PD contracts with one tow service. The regulatory fee is \$60 a tow and \$20 storage fee. Towing from private property is handled by all other tow companies in the area and they are not regulated by the police department but by TDLR standards.



Stephenville

Police Department



Item 14.

Page 16

San Marcos

Sec. 90.291. - Limits on fee amounts.

(a) *Category A wreckers:*

Service Description	Max. fee
1. Police-authorized tow from accident scene - a flat fee of \$150.00 unless a police officer determines that any of the following services are needed:	\$150.00
a. Waiting time - each additional ½ hour after the first ½ hour - \$50.00.	
b. Winching fee - \$50.00 per ½ hour.	
c. Additional labor for clean-up - \$50.00 per ½ hour.	
d. Dollies - \$50.00.	
2. Police-authorized tow - Impound/non-accident (all inclusive) [double hookup, dollies, winching, flatbed, waiting time, cleanup etc.]	\$150.00
3. All other non-consent tows (all inclusive [double hookup, dollies, winching, flatbed, etc.]).	\$75.00
4. Show-up fee - For non-consent tow where owner requests release of vehicle after the wrecker is in position and ready to connect to the vehicle, but before wheels are lifted. May not be charged if a drop fee is charged or if prohibited by Sec. 90.290 .	\$50.00
5. Drop fee - For non-consent tow where owner requests release of vehicle after wheels are lifted but before it leaves the property. May not be charged if a show-up fee is charged.	\$50.00

(b) *Category B wreckers:*

Service Description	Max. fee
1. Police-authorized tow from accident scene	Not regulated
2. Police-authorized tow —impound/non-accident (all inclusive [double hookup, dollies, winching, flatbed, waiting time, cleanup etc.])	\$500.00
3. All other non-consent tows (all inclusive [double hookup, dollies, winching, flatbed, etc.])	\$500.00

Thank you!



Samantha Cervantez
 Parking Coordinator | City Marshals Office
 401 E. Hopkins, San Marcos, TX 78666
 512.753.2140



Stephenville

Police Department



Item 14.

Page 17

Lubbock

I contacted Sgt. Barrera, she stated that for abandoned vehicles they charge \$90 for regular weight and \$250 for heavy weight vehicles. They also do a \$10 administrative fee and \$20 per day after. Storage fee is \$20 a day for light duty vehicles and \$35 a day for heavy weight. Additionally, she said that the wreckers charge \$30 for regular weight and \$250 for heavy weight.

Lufkin

§ 4.08.014

Fees for towing and storage.

(a) Towing fees.

(1) Standard fees shall be set by the chief of police regarding routine small rotation pulls. Large rotation pulls shall not exceed the usual and customary charges for like services provided in the tow truck industry within the city.

(2) A tow truck operator may make a request for an "extraordinary tow" charge prior to assessing fees in excess of usual and customary charges for like services provided in the tow truck industry within the city. An "extraordinary tow" is the removal of a vehicle that, in the opinion of an on-scene LPD officer, involves procedures, methods, or equipment not typically utilized during an ordinary removal (e.g., hookup to a vehicle that is substantially above or below ground, the use of additional tow trucks, cranes, ramps, jacks, or torches, or removal of spilled cargo). A tow truck operator seeking such authorization must present to the LPD officer on-scene a "rotation tow truck fees" book noting the reasons the tow should be treated as an extraordinary removal. The "rotation tow truck fees" book shall be printed by the police department and made available to towing companies through the department's traffic safety section.

(3) Fees for small rotation "extraordinary tow" shall be as set forth in the fee schedule.

(b) Storage charges. Storage charges shall not exceed usual and customary charges for like services provided within the city commencing with the time the vehicle is placed inside the storage area. All storage charges shall cease at the time the owner or his representative requests the vehicle from the storage yard of the tow truck company, provided the request is made during regular business hours. No charge for storage shall be assessed if the vehicle is removed or requested from the tow truck company within two (2) hours of the time it is placed into storage.

(c) Posting of fees. Each tow truck company listed on the rotation list shall post a schedule of maximum fees for each tow and storage.

I contacted the Lufkin Police Department and found they contract with tow companies on a rotation list and have a set standard of \$50 a tow.



Stephenville

Police Department



Item 14.

Page 18

In Conclusion

After reviewing the 13 agencies I could get information from I created an Excel worksheet breaking down the information I gathered. Attached below will be that sheet but in synopsis the average tow fee in relation to rotation tows is:

- \$124 for light duty tow
- \$152 for medium duty tow
- \$344 for heavy duty tow

The average for private property tow fees to be:

- \$156 for light duty tow
- \$214 for medium duty tow
- \$302 for heavy duty tow

The average drop fee to be:

- \$76 for light duty
- \$93 for medium duty
- \$164 for heavy duty

My recommendation to the city would be:

- Set a minimum number of wreckers each company must have.
 - 1 light duty wrecker
 - 1 medium duty wrecker
- Rotation call out from arrest/vehicle accident fee of:
 - \$160 for light duty
 - \$180 for medium duty
 - \$400 for heavy duty
- Private property tow fee of:
 - \$100 for light
 - \$150 for medium
 - \$200 for heavy
- Drop fee of:
 - \$100 for light
 - \$150 for medium
 - \$200 for heavy



Stephenville

Police Department



Item 14.

Page 19

	A	B	C	D	E	F	G	H	I	J	K	L	M	N	O
1		Dallas	Arlington	Galveston	Wichita Falls	San Angelo	Waco	San Marcos	Lubbock	Fort Worth	Denton	Bryan	Nacogdochs	Lufkin	
2	light rotation			\$165.00	\$ 120.00	\$ 150.00	\$ 60.00	\$ 150.00	\$ 90.00	\$ 150.00		\$150.00	\$ 150.00	\$ 50.00	\$123.50
3	medium rotation				\$ 150.00	\$ 185.00				\$ 150.00		\$225.00		\$ 50.00	\$152.00
4	heavy rotation			\$500.00	\$ 300.00	\$ 400.00		\$ 500.00	\$250.00	\$ 250.00		\$350.00	\$ 500.00	\$ 50.00	\$344.44
5	drop light		\$ 135.00					\$ 50.00			\$ 72.00	\$ 50.00	\$ 75.00		\$ 76.40
6	drop med		\$ 190.00					\$ 50.00			\$ 83.00	\$ 50.00			\$ 93.25
7	drop heavy		\$ 244.00					\$ 50.00			\$ 225.00	\$ 50.00	\$ 250.00		\$163.80
8	priv prop light	\$ 121.00	\$ 272.00		\$ 90.00						\$ 145.00		\$ 150.00		\$155.60
9	priv prop med	\$ 191.00	\$ 380.00		\$ 120.00						\$ 166.00				\$214.25
10	priv prop heavy	\$ 445.00	\$ 489.00		\$ 205.00	\$ 125.00		\$ 75.00			\$ 450.00	\$125.00	\$ 500.00		\$301.75
11	winch use			\$ 75.00				\$ 50.00				\$ 35.00			\$ 53.33
12															



