



CITY COUNCIL REGULAR MEETING AGENDA

City Hall - 10769 W State Street, Star, Idaho
Tuesday, August 02, 2022 at 7:00 PM

PUBLIC NOTICE: THIS MEETING IS RECORDED AND PLACED IN AN ONLINE FORMAT. PERSONS MAY EITHER VIEW OR LISTEN TO VIDEO / AUDIO OF THIS MEETING UNTIL SUCH TIME THE RECORDING IS DESTROYED UNDER THE CITY'S RETENTION POLICY.

1. **CALL TO ORDER** – Welcome/Pledge of Allegiance
2. **INVOCATION** – Larry Osborn, LifeSpring Christian Church
3. **ROLL CALL**
4. **PRESENTATIONS**
 - A. Ada County Prosecution Contract Presentation - Robert Bleazard
5. **CONSENT AGENDA (ACTION ITEM)** **All matters listed within the Consent Agenda have been distributed to each member of the Star City Council for reading and study, they are considered to be routine and will be enacted by one motion of the Consent Agenda or placed on the Regular Agenda by request.*
 - A. Approval of Claims Provided & Previously Approved
6. **ACTION ITEMS:**
7. **ADJOURNMENT**
8. **PUBLIC HEARINGS with ACTION ITEMS:**
 - A. **FY 2022/2023 Budget Hearing** - A Public hearing pursuant to Idaho Code 50-1002 will be held for consideration of the proposed budget for the fiscal year from October 1, 2022, to September 30, 2023, in the amount of \$14,396,119.73 with a proposed amount \$1,730,572.00 coming from Ada & Canyon County assessed Property Taxes. The hearing will be held at Star City Hall 10769 West State Street, Star Idaho at 7:00pm on August 2, 2022. All interested persons are invited to appear and show cause, if any, why such budget should or should not be adopted. Copies of the proposed Star City Budget in detail are available at City Hall during regular office hours, City Hall is accessible to persons with disabilities. Anyone desiring accommodations for disabilities related to the budget documents or to the hearing, contact City Hall at 208-908-5452.
 - B. 2022-20223 Budget Presentation
 - C. **Fiscal Year 2022/2023 Tentative Approval Budget (ACTION ITEM)**

Thank you for coming to the Star City Council meeting, public involvement is fantastic and helps in shaping our city for the future. As this is a public hearing, there will be no cheering, clapping, jeering or speaking out during the hearing. Only the person at the podium has the floor to speak during their allotted time. If someone does speak out, cheer, claps, etc. they will be asked to leave the hearing and or escorted out of the hearing. We want to keep these hearings civil so everyone can be heard.

Thank you for your participation.

Mayor Trevor Chadwick

* ... Over spent expenditure

Claim/ Line #	Check	Invoice #/Inv Date/Description	Vendor #/Name/ #/Inv Date/Description	Document \$/ Line \$	Disc \$	PO #	Fund	Org	Acct	Object	Proj	Cash Account
702	20578S		4 A & B LOCK AND KEY	42.00								
1	62678	07/21/22	12 Duplicate Keys Riverhouse	42.00			10		41540	434		10110
			Total for Vendor:	42.00								
609	20514S		19 ADA COUNTY EMERG MGMT & COMM	1,105.50								
1	80422.00	07/01/22	Fourth Quarter Membership Du	1,105.50*			10		41810	570		10110
			Total for Vendor:	1,105.50								
716	20615S		20 ADA COUNTY HIGHWAY DISTRICT	127,044.00								
			Impact fees from 06/25/22 - 07/24/22									
1	07/24/22	ACHD Impact Fee Payment		127,044.00*			10		41510	731		10110
			Total for Vendor:	127,044.00								
590	20497S		21 ADA COUNTY LANDFILL	67.57								
1	0374	07/01/22	Landfill Fees	25.81*			10		41540	411		10110
2	0064	07/06/22	Landfill Fees	19.14*			10		41540	411		10110
3	0213	07/01/22	Landfill Fees	22.62*			10		41540	411		10110
683	20579S		21 ADA COUNTY LANDFILL	35.02								
1	0163	07/20/22	Landfill Fees	15.00*			10		41540	411		10110
2	0235	07/22/22	Landfill Fees	20.02*			10		41540	411		10110
			Total for Vendor:	102.59								
591	20498S		22 ADA COUNTY PROSECUTORS OFFICE	2,500.00								
1	July 2022	06/23/22	Prosecutions Contract	2,500.00*			10		42110	322		10110
			Total for Vendor:	2,500.00								
674	20555S		23 ADA COUNTY SHERIFF'S OFFICE	126,565.00								
1	102010	07/06/22	Police Services July 2022	126,565.00			10		42110	365		10110
			Total for Vendor:	126,565.00								
589	20500S		1099 ALL VALLEY FIREPLACE	75.00								
			Cancel Permit MPF2022-225									
1	07/01/22	Refund - Cancel Permit		75.00*			10		41510	698		10110
			Total for Vendor:	75.00								

* ... Over spent expenditure

Claim/ Line #	Check	Invoice #/Inv Date/Description	Vendor #/Name/ Document \$/ Line \$	Disc \$	PO #	Fund	Org	Acct	Object	Proj	Cash Account
673	20556S	50 ALYSON H LIKES	90.00								
1	07/14/22	Refund Tennis Camp	90.00*			10		44022	698		10110
		Total for Vendor:	90.00								
653	20557S	1067 ANNIE PEW	359.24								
		Reimbursement to Annie Pew for the purchase Summer Camp Supplies and Lunch for CPR Training									
1	07/15/22	Reimburse CPR Training Lunch	33.10			10		44022	699		10110
2	06/29/22	Reimburse Summer Camp Supplies	274.13*			10		44022	612		10110
3	07/09/22	Reimburse Summer Camp Supplies	52.01*			10		44022	612		10110
700	20580S	1067 ANNIE PEW	470.80			10		44022	612		10110
2	07/20/22	Reimburse Summer Camp Supplies	470.80*								
		Total for Vendor:	830.04								
689	20581S	1124 AURORA DECKER	180.00								
1	07/22/22	Refund Reptile Week	180.00*			10		44022	698		10110
		Total for Vendor:	180.00								
694	20582S	1123 BECCA HAMMAGREN	125.00								
1	07/20/22	Refund for Soccer Uniforms	125.00*			10		44021	698		10110
		Total for Vendor:	125.00								
575	20486S	119 BOISE STATE UNIVERSITY	1,155.00								
		Scholarship Funds for Caleb Bawden, Student ID: 114159663									
1	07/05/22	Scholarship Caleb Bawden	1,155.00			10		48520	840		10110
581	20486S	119 BOISE STATE UNIVERSITY	1,230.00								
		Scholarship Funds for Jaden Kusar, Student ID: 11429969									
1	07/05/22	Scholarship Jaden Kusar	1,230.00			10		48520	840		10110
		Total for Vendor:	2,385.00								
678	20583S	1122 BRANDON KARMAN	60.00								
1	07/18/22	Refund Soccer	60.00*			10		44021	698		10110
		Total for Vendor:	60.00								

* ... Over spent expenditure

Claim/ Line #	Check	Invoice #/Inv Date/Description	Vendor #/Name/	Document \$/ Line \$	Disc \$	PO #	Fund	Org	Acct	Object	Proj	Cash Account
664	20558S	1120 BRIAN WEBB		70.00								
1	07/12/22	Refund Flag Football		70.00*			10		44021	698		10110
		Total for Vendor:		70.00								
584	20487S	138 BRIGHAM YOUNG UNIVERSITY		1,410.00								
		Scholarship Award Funds for Mayzie Ruggles, Student ID: 86-876-9966										
1	07/05/22	Scholarship Mayzie Ruggles		1,410.00			10		48520	840		10110
		Total for Vendor:		1,410.00								
582	20488S	1098 BRIGHAM YOUNG UNIVERSITY IDAHO		1,200.00								
		Scholarship Award Funds for Lydia Meyers, Student ID: 966958049										
1	07/05/22	Scholarship Lydia Meyers		1,200.00			10		48520	840		10110
		Total for Vendor:		1,200.00								
612	20515S	1069 BUILDING STEAM		275.00								
1	0000061	07/05/22 Lego Bus Hometown Cel		275.00*			10		41810	597		10110
		Total for Vendor:		275.00								
596	20503S	159 CANYON COUNTY CLERK		100.00								
1	June 2022	07/05/22 Prosecution Svcs June 2022		100.00*			10		42110	322		10110
		Total for Vendor:		100.00								
722	20616S	160 CANYON HIGHWAY DISTRICT NO. 4.		218.48								
		FY 2021 Property Tax Remittance										
1	07/27/22	CHD4 Property Tax		217.53			10		41510	732		10110
2	07/27/22	CHD4 Penalty		0.27			10		41510	732		10110
3	07/27/22	CHD4 Interest		0.68			10		41510	732		10110
		Total for Vendor:		218.48								
726	20617S	172 CENTURY LINK		204.15								
1	*228B	07/16/22 Internet Services		138.80*			10		41810	419		10110
2	*130B	07/16/22 Internet Services		65.35*			10		41810	419		10110
		Total for Vendor:		204.15								

* ... Over spent expenditure

Claim/ Line #	Check	Invoice	Vendor #/Name/ #/Inv Date/Description	Document \$/ Line \$	Disc \$	PO #	Fund	Org	Acct	Object	Proj	Cash Account
666	20559S	1118	CHI CHENG	360.00								
1	07/12/22		Baking Camp Instructor	360.00			10		44022	352		10110
696	20584S	1118	CHI CHENG	585.18								
1	07/19/22		Baking Camp Instructor	179.00			10		44022	352		10110
2	07/19/22		Theatre Camp Instructor	385.00			10		44022	352		10110
3	07/20/22		Reimbursement - Cookies	21.18*			10		44022	612		10110
Total for Vendor:				945.18								
598	20504S	184	CINTAS	106.87								
1	4124348809	07/05/22	River House 4x6 Scraper Qt	8.43*			10		41540	344		10110
2	4124348809	07/05/22	River House 3x5 Xtrac Mat	31.10*			10		41540	344		10110
3	4124348809	07/05/22	River House 4x6 Xtrac Mat	14.21*			10		41540	344		10110
4	4124348809	07/05/22	River House 4x6 Logo Mat Q	6.76*			10		41540	344		10110
5	4124348838	07/05/22	City of Star 4x6 Scraper Q	16.86*			10		41540	344		10110
6	4124348838	07/05/22	City of Star 3x5 Xtrac Mat Q	12.65*			10		41540	344		10110
7	4124348838	07/05/22	Cityofstar 4x6 Xtrac Mat Q	10.54*			10		41540	344		10110
8	4124348838	07/05/22	Cityofstar 3x10 Xtrac MatQ	6.32*			10		41540	344		10110
679	20585S	184	CINTAS	167.37								
1	4125087959	07/12/22	River House Mat Cleaning	60.50*			10		41540	344		10110
2	4125756897	07/19/22	River House Mat Cleaning	60.50*			10		41540	344		10110
3	4125756938	07/19/22	City Hall Mat Cleaning	46.37*			10		41540	344		10110
Total for Vendor:				274.24								
595	20505S	190	CLEARFLY	235.99								
1	INV437067	07/01/22	Clearphone Metered SIP Trun	127.92			10		41810	416		10110
7	INV437067	07/01/22	Clearphone Telephone Number	16.45			10		41810	416		10110
8	INV437067	07/01/22	E911 Registration	3.00			10		41810	416		10110
9	INV437067	07/01/22	Outbound Usage (Metered)	13.84			10		41810	416		10110
10	INV437067	07/01/22	cFax 250 (FAX4124)	10.00			10		41810	416		10110
11	INV437067	07/01/22	cFax 250 (FAX4125)	10.00			10		41810	416		10110
12	INV437067	07/01/22	cFax 250 (FAX4126)	10.00			10		41810	416		10110
13	INV437067	07/01/22	cFax Analog Adapter (ED4036	10.00			10		41810	416		10110
14	INV437067	07/01/22	cFax Analog Adapter (ED4037	10.00			10		41810	416		10110
15	INV437067	07/01/22	Compliance Recovery Fee	2.68			10		41810	416		10110

* ... Over spent expenditure

Claim/ Line #	Check	Invoice #/Inv Date/Description	Vendor #/Name/ Document \$/ Line \$	Disc \$	PO #	Fund Org Acct	Object	Proj	Cash Account
16	INV437067	07/01/22 Federal FUSF (VoIP)	13.91			10 41810	416		10110
17	INV437067	07/01/22 Federal FCC Reg Fee (VoIP)	0.19			10 41810	416		10110
18	INV437067	07/01/22 ADA E-911	8.00			10 41810	416		10110
		Total for Vendor:	235.99						
585	20489S	200 COLLEGE OF WESTERN IDAHO	1,185.00						
		Scholarship Award Funds for Tanner Smith, Student ID: 656341653							
1	07/05/22	Scholarship Tanner Smith	1,185.00			10 48520	840		10110
		Total for Vendor:	1,185.00						
693	20586S	207 COMPUTER CONSULTING ASSOCIATES	1,441.49						
1	4040 06/27/22	IT Consulting Services	1,441.49*			10 41810	610		10110
		Total for Vendor:	1,441.49						
613	20516S	231 DANA PARTRIDGE	679.78						
		Reimbursements to Dana Partridge							
1	15667 07/08/22	Castle Lock & Key RH Keys	153.50*			10 41810	737		10110
2	07/07/22	Staples Riverhouse Supplies	129.91*			10 41810	737		10110
3	07/07/22	Bi Mart Riverhouse Supplies	12.37*			10 41810	737		10110
4	42944033 07/06/22	Advantage Annual Subscriptio	384.00*			10 41810	597		10110
740	20618S	231 DANA PARTRIDGE	4,691.32						
1	July 28 07/28/22	Services Week of July 4	1,560.00*			10 41140	351		10110
2	July 28 07/28/22	Services Week of July 11	240.00*			10 41140	351		10110
3	July 28 07/28/22	Services Week of July 18	1,440.00*			10 41140	351		10110
4	July 28 07/28/22	Services Week of July 25	1,410.00*			10 41140	351		10110
5	July 28 07/28/22	Reimburse Riverhouse Supplies	41.32*			10 41810	737		10110
		Total for Vendor:	5,371.10						
601	20507S	1100 DAVID PAUL	35.00						
1	07/05/22	Refund - Coaching	35.00*			10 44021	698		10110
736	20619S	1100 DAVID PAUL	70.00						
1	07/26/22	Refund - Flag Football	70.00*			10 44021	698		10110
		Total for Vendor:	105.00						

* ... Over spent expenditure

Claim/ Line #	Check	Invoice #/Inv Date/Description	Vendor #/Name/	Document \$/ Line \$	Disc \$	PO #	Fund	Org	Acct	Object	Proj	Cash Account
707	20587S	254 DOG WASTE DEPOT		934.35								
1	495029	07/13/22 Dog Waste Bags		934.35*			10		41540	611		10110
		Total for Vendor:		934.35								
629	20517S	1106 DOPL - ELEVATOR PROGRAM		125.00								
State ID: H001717												
1	H001717-22	06/03/22 Conveyance Annual Fee		125.00			10		41540	434		10110
		Total for Vendor:		125.00								
717	20620S	271 ECI CONTRACTORS		16,009.21								
Electrical Inspections 06/25/22 - 07/24/22												
1	07/24/22	Electrical Inspections		16,009.21*			10		41510	454		10110
		Total for Vendor:		16,009.21								
735	20621S	1136 EMILY FUREY		35.00								
1	07/25/22	Refund - Soccer		35.00*			10		44021	698		10110
		Total for Vendor:		35.00								
709	20588S	1130 EPSCO POWDER AND INDUSTRIAL		480.00								
1	18867	07/18/22 Powder Coating Fencing Pole		480.00*			10		41540	735		10110
		Total for Vendor:		480.00								
691	20589S	1127 ERICA FREITAS		140.00								
1	07/20/22	Refund Painting/Baking Camp		140.00*			10		44022	698		10110
		Total for Vendor:		140.00								
608	20518S	302 FATBEAM, LLC		1,640.50								
1	27143	07/01/22 Monthly Gigabit Fiber Optic		1,350.00*			10		41810	419		10110
2	27143	07/01/22 Monthly Maintenance Fiber		250.00*			10		41810	419		10110
3	27143	07/01/22 Property Surcharge		40.50*			10		41810	419		10110
		Total for Vendor:		1,640.50								
680	20591S	325 GAMEFACE ATHLETICS		375.00								
Balance of a previous invoice that was amended.												
1	313887	06/13/22 Recreation Summer Camp Shirts		375.00*			10		44022	612		10110
		Total for Vendor:		375.00								

* ... Over spent expenditure

Claim/ Line #	Check	Invoice #/Inv Date/Description	Vendor #/Name/	Document \$/ Line \$	Disc \$	PO #	Fund	Org	Acct	Object	Proj	Cash Account
611	20521S	1105 GAYLE LINDLEY		50.00								
1	07/08/22	Riverhouse Deposit Refund		50.00*			10		41810	698		10110
		Total for Vendor:		50.00								
704	20592S	331 GEM STATE PAPER & SUPPLY		1,490.00								
1	3060216	07/20/22 Janitorial Supplies		1,490.00*			10		41540	431		10110
		Total for Vendor:		1,490.00								
583	20490S	338 GRAND CANYON UNIVERSITY		990.00								
		Scholarship Award Funds for Sydney Ruby, Student ID: 20929258										
1	07/05/22	Scholarship Sydney Ruby		990.00			10		48520	840		10110
		Total for Vendor:		990.00								
728	20622S	341 GREEN VILLAGE 2 DEVELOPMENT INC.		150,031.35								
1	BondGHS4	07/26/22 Bond Release Greiners Hope#4		150,031.35*			10		41510	881		10110
		Total for Vendor:		150,031.35								
669	20560S	363 HEIDI PRIGGE		225.00								
1	07/08/22	Yoga Instructor		225.00			10		44022	352		10110
		Total for Vendor:		225.00								
706	20593S	374 HORIZON SUPPLY		268.24								
1	3L196441	06/30/22 Hoses for Hometown		268.24*			10		41540	611		10110
		Total for Vendor:		268.24								
746	20623S	382 IDAHO CENTRAL CREDIT UNION.		6,655.66								
1	4825	06/21/22 Chadwick Albertsons		40.21*			10		41810	610		10110
2	4825	05/25/22 Chadwick BiMart		20.65*			10		41810	610		10110
3	4825	06/23/22 Chadwick ATS Acoustics		1,637.46*			10		41810	737		10110
4	4825	06/13/22 Chadwick Assoc of ID Boise		44.90*			10		41810	610		10110
5	4825	06/22/22 Chadwick ParkBOI		15.00			10		41810	552		10110
6	4825	06/23/22 Chadwick ParkBOI		15.00			10		41810	552		10110
7	4825	06/24/22 Chadwick ParkBOI		12.00			10		41810	552		10110
8	4825	06/28/22 Chadwick Albertsons		65.85*			10		41810	610		10110
9	4825	07/01/22 Chadwick Star Merc		15.89*			10		41540	611		10110
10	4825	07/04/22 Chadwick Pizza Hut		178.54			10		41810	531		10110

* ... Over spent expenditure

Claim/ Line #	Check	Invoice #	Vendor #/Name/ #/Inv Date/Description	Document \$/ Line \$	Disc \$	PO #	Fund	Org	Acct	Object	Proj	Cash Account
11	4825	07/13/22	Chadwick ID Press Tribune	18.63*			10		41810	610		10110
12	3463	06/23/22	Qualis ParkBOI	15.00			10		41810	552		10110
13	3463	06/24/22	Qualis Walmart	172.69*			10		44022	612		10110
14	3463	06/27/22	Qualis The Car Park	9.00			10		41810	552		10110
15	3463	06/30/22	Qualis Bouncing Bin Rentals	60.29*			10		44022	612		10110
16	3463	07/01/22	Qualis Remarkable Oslo	7.99*			10		41810	610		10110
17	3463	07/01/22	Qualis Remarkable Oslo	7.99*			10		41810	610		10110
18	3463	06/30/22	Qualis Costco - Hometown	474.75*			10		41810	597		10110
19	06/30/22	Qualis Costco - Bldg Dept		149.99*			10		41510	742		10110
20	3463	07/03/22	Qualis Walmart	167.50*			10		44022	612		10110
21	3463	07/03/22	Qualis Bouncing Bin Rentals	99.40*			10		41810	737		10110
22	3463	07/03/22	Qualis Bouncing Bin Rentals	95.58*			10		44022	612		10110
23	3463	07/09/22	Qualis USPS	58.00			10		41810	641		10110
24	3463	07/13/22	Qualis Remarkable Oslo	7.99*			10		41810	610		10110
25	3463	07/16/22	Qualis Remarkable Oslo	7.99*			10		41810	610		10110
26	3463	07/18/22	Qualis Amazon	1,107.90*			10		44022	612		10110
27	3463	07/19/22	Qualis Party Games Plus	9.99*			10		44022	612		10110
28	3463	07/20/22	Qualis Allianz Travel	65.64*			10		41810	550		10110
29	3463	07/21/22	Qualis Alaska Air	337.21*			10		41810	550		10110
30	3463	07/21/22	Qualis Alaska Air	337.21*			10		41810	550		10110
31	3463	07/21/22	Qualis Alaska Air	337.21*			10		41810	550		10110
32	3463	07/21/22	Qualis Remarkable Oslo	7.99*			10		41810	610		10110
33	3463	07/01/22	Qualis Int'l Fee	0.06*			10		41810	610		10110
34	3463	07/01/22	Qualis Int'l Fee	0.06*			10		41810	610		10110
35	3463	07/13/22	Qualis Int'l Fee	0.06*			10		41810	610		10110
36	3463	07/16/22	Qualis Int'l Fee	0.06*			10		41810	610		10110
37	3463	07/21/22	Qualis Int'l Fee	0.06*			10		41810	610		10110
38	6074	06/21/22	Little Norco	489.55			10		41540	613		10110
39	6074	06/21/22	Little Norco	29.37*			10		41540	611		10110
40	6074	06/22/22	Little Pacific Steel	56.00*			10		41540	611		10110
41	6074	06/28/22	Little Home Depot	479.00			10		41540	434		10110
Total for Vendor:				6,655.66								
749	206245	389	IDAHO GOPHER CONTROL	225.00								
Claim 358, Check 20279 was paid and sent on 05/05/22 but never received by the vendor and did not clear the bank. We are reissuing a check.												
1	1214	03/31/22	Gopher/Groundhog Control	225.00			10		41540	435		10110
Total for Vendor:				225.00								

* ... Over spent expenditure

Claim/ Line #	Check	Invoice	Vendor #/Name/ #/Inv Date/Description	Document \$/ Line \$	Disc \$	PO #	Fund	Org	Acct	Object	Proj	Cash Account
681	20594S	398	IDAHO POWER COMPANY	4,124.27								
1	0033022594	06/09/22	1000 S MAIN ST / PUMP	33.46*			10		41540	412		10110
2	0033022589	06/09/22	10769 W STATE ST / CITY HA	974.99			10		41810	412		10110
3	0033022563	06/09/22	10775 W STATE ST / STAR OU	250.78			10		41810	412		10110
4	0033022576	07/13/22	11225 W BLAKE DR / BLAKE P	207.87*			10		41540	412		10110
5	0033022554	07/13/22	1250 N STAR RD / HUNTERS P	567.29*			10		41540	412		10110
6	0033022592	07/13/22	1300 N STAR RD / HC ENTRY	629.43*			10		41540	412		10110
7	0033022572	07/13/22	1310 N LITTLE CAMAS / SHOP	129.36*			10		41540	412		10110
8	0033022587	07/13/22	1500 N STAR RD	471.72*			10		41540	412		10110
9	0033075641	07/13/22	HIGHROOK / HWY 44 STRT LI	31.04*			10		41810	413		10110
10	0030204591	07/13/22	HUNTER'S CREEK STRT LIGHTS	13.91*			10		41810	413		10110
11	0033022596	07/13/22	BLAKE SPRINKLER ELECT	3.48*			10		41540	412		10110
12	0033022580	07/13/22	HWY 44 / PLUMMER STRT LIGH	8.01*			10		41810	413		10110
13	0033022584	07/13/22	STRT LIGHTS STAR	383.71*			10		41810	413		10110
14	0030204606	07/13/22	STRT LIGHTS / BLAKE PARK	16.26*			10		41810	413		10110
15	0032863989	07/13/22	960 S MAIN ST	379.65			10		41810	412		10110
16	0032863988	07/13/22	960 S MAIN ST	23.31			10		41810	412		10110
Total for Vendor:				4,124.27								
659	20561S	399	IDAHO PRESS TRIBUNE	159.07								
1	23683	07/03/22	Legal/Pub Notice PH 7/19/22	54.40*			10		41510	530		10110
2	23650	07/01/22	Legal/Pub Notice PH 7/19/22	104.67*			10		41510	530		10110
741	20625S	399	IDAHO PRESS TRIBUNE	91.86			10		41510	530		10110
1	24247	07/28/22	Legal/Pub Notice PH 7/19/22	91.86*								
Total for Vendor:				250.93								
665	20562S	1119	IDAHO REPTILE ZOO	150.00								
1	06/14/22	Summer Camp Reptile Week		150.00*			10		44022	612		10110
Total for Vendor:				150.00								
627	20525S	413	IDAHO TRACTOR INC.	0.40								
1	RO33452	07/01/22	Rental Balance	0.40*			10		41540	442		10110
Total for Vendor:				0.40								

* ... Over spent expenditure

Claim/ Line #	Check	Invoice #	Vendor #/Name/ Inv Date/Description	Document \$/ Line \$	Disc \$	PO #	Fund	Org	Acct	Object	Proj	Cash Account
745	20626S	415	IDAHO YOUTH SOCCER ASSOCIATION	564.75								
1	19046	11/24/21	Referee League Fees	144.50			10		44021	614		10110
2	19168	05/23/22	Referee League Fees	224.50			10		44021	614		10110
3	19203	05/23/22	Team Registration	195.75*			10		44021	570		10110
			Total for Vendor:	564.75								
718	20627S	1073	INSPECT LLC	13,550.19								
			Monthly Plumbing Inspections 06/25/22 - 07/24/22 (60% of the collected fees)									
1	07/24/22		Plumbing Inspections	13,550.19*			10		41510	453		10110
			Total for Vendor:	13,550.19								
626	20526S	421	INTERMOUNTAIN GAS COMPANY	30.59								
1	*30002	06/30/22	City Hall	10.40			10		41810	414		10110
2	*10001	06/30/22	B&G Shop-1310 N Little Camas	9.79*			10		41540	414		10110
3	*30001	06/30/22	Old City Hall (Outreach)	10.40			10		41810	414		10110
			Total for Vendor:	30.59								
650	20553S	1112	JACOB QUALLS	120.46								
1	07/13/22		Reimburse Office Supplies	120.46*			10		41810	611		10110
			Total for Vendor:	120.46								
732	20628S	1138	JAMIE GREGORY	140.00								
1	07/25/22		Refund Baking Wars	140.00*			10		44022	698		10110
			Total for Vendor:	140.00								
739	20629S	1133	JMZ CONSTRUCTION	10.00								
1	EPR2022376	07/28/22	Refund - Permit Overpaymen	10.00*			10		41510	698		10110
			Total for Vendor:	10.00								
667	20563S	1117	JOSHUA VAUGHN	70.00								
1	07/12/22		Refund Flag Football	70.00*			10		44021	698		10110
			Total for Vendor:	70.00								

* ... Over spent expenditure

Claim/ Line #	Check	Invoice #/Inv Date/Description	Vendor #/Name/ Document \$/ Line \$	Disc \$	PO #	Fund	Org	Acct	Object	Proj	Cash Account
624	20528S	485 JULIE OLSEN	138.92								
Reimbursements to Julie Olsen for Mayor's Youth Council											
1	07/01/22	Staples	10.59*			10		45130	590		10110
2	06/30/22	Dollar Tree	22.53*			10		45130	590		10110
3	06/29/22	Hobby Lobby	10.57*			10		45130	590		10110
4	06/29/22	Hobby Lobby	48.86*			10		45130	590		10110
5	06/24/22	Maverik	9.51*			10		45130	590		10110
6	07/01/22	Hobby Lobby	36.86*			10		45130	590		10110
		Total for Vendor:	138.92								
628	20529S	1071 KENDALL BRENNER	147.00								
1	07/01/22	Teach Clay Jewelry Painting	147.00			10		44022	352		10110
		Total for Vendor:	147.00								
630	20530S	524 LARRY BEARG	225.00								
1	06/15/22	Tai Chi Instruction June	225.00			10		44022	352		10110
		Total for Vendor:	225.00								
615	20531S	526 LARRY OSBORN	133.35								
Reimbursement to Larry Osborn											
1	07/01/22	Ridleys Supplies for Hometown	125.11*			10		41810	597		10110
2	07/03/22	Star Merc Supplies for HT	8.24*			10		41810	597		10110
		Total for Vendor:	133.35								
618	20532S	1103 LAURA CHRISTENSEN	1,000.00								
1	07/08/22	Riverhouse Refund	1,000.00*			10		41810	698		10110
		Total for Vendor:	1,000.00								
711	20596S	537 LES SCHWAB	20.00								
1	*26425 07/05/22	Flat Tire Repair Kubota	20.00			10		41540	437		10110
		Total for Vendor:	20.00								
729	20630S	1107 LLOYD AND LEE TENNIS ACADEMY	216.00								
Instructor misinformed on amount being made. This is the difference.											
1	07/25/22	Tennis Camp for June	216.00			10		44022	352		10110

* ... Over spent expenditure

Claim/ Line #	Check	Vendor #/Name/ Invoice #/Inv Date/Description	Document \$/ Line \$	Disc \$	PO #	Fund	Org	Acct	Object	Proj	Cash Account
734	20630S	1107 LLOYD AND LEE TENNIS ACADEMY	420.00								
1	07/25/22	Tennis Camp for July	420.00			10		44022	352		10110
		Total for Vendor:	636.00								
649	20525S	558 M ENTERPRIZES AUCTION SERVICES	750.00								
1	07/11/22	Auctioneer Hometown	750.00*			10		41810	597		10110
		Total for Vendor:	750.00								
747	20631S	583 MASTERCARD	2,442.59								
1	ACCT 0973	06/21/22 Qualls - Remarkable Oslo	7.99*			10		41810	610		10110
2	ACCT 0973	06/22/22 Qualls - Remarkable Oslo	7.99*			10		41810	610		10110
3	ACCT 0973	07/04/22 Qualls - Bouncing Bin Renta	155.69*			10		44022	442		10110
4	ACCT 0973	07/05/22 Qualls - Bouncing Bin Renta	159.41*			10		44022	442		10110
5	ACCT 0973	07/05/22 Qualls - Bouncing Bin Renta	70.78*			10		44022	442		10110
6	ACCT 0973	07/07/22 Qualls - Amazon	49.20*			10		44022	612		10110
7	ACCT 0973	07/07/22 Qualls - Amazon	108.32*			10		44022	612		10110
8	ACCT 0973	07/07/22 Qualls - Walmart	272.35*			10		44022	612		10110
9	ACCT 0973	07/08/22 Qualls - Bouncing Bin Renta	56.47*			10		44022	442		10110
10	ACCT 0973	07/10/22 Qualls - Finance Charge	22.33			10		41810	644		10110
11	ACCT 7586	06/16/22 Little - Pacific Steel	1,459.89*			10		41540	431		10110
12	ACCT 7586	06/23/22 Little - Amazon	43.56*			10		41540	611		10110
13	ACCT 7586	06/23/22 Little - Amazon	28.61*			10		41540	611		10110
		Total for Vendor:	2,442.59								
663	20564S	1121 MATT CISZKOWSKI	65.00								
1	07/15/22	Refund Adventure Camp	65.00*			10		44022	698		10110
		Total for Vendor:	65.00								
675	20565S	635 MOUNTAIN ALARM	80.00								
1	2961136	08/01/22 Fire Alarm Insp 8/1- 8/31	15.00			10		41810	344		10110
2	2961136	08/01/22 Fire Alarm Monitoring 8/1- 8/31	32.50			10		41810	344		10110
3	2961135	08/01/22 Security Backup 8/1- 8/31	13.00			10		41810	344		10110
4	2961135	08/01/22 Security Monitoring 8/1- 8/31	19.50			10		41810	344		10110
		Total for Vendor:	80.00								

* ... Over spent expenditure

Claim/ Line #	Check	Invoice #/Inv Date/Description	Vendor #/Name/	Document \$/ Line \$	Disc \$	PO #	Fund	Org	Acct	Object	Proj	Cash Account
668	20566S	1116 NATE MILLER		95.00								
1	07/12/22	Refund Flag Football		95.00*			10		44021	698		10110
		Total for Vendor:		95.00								
616	20539S	1104 NIAMBI BENNETT		120.00								
1	07/08/22	Refund Summer Camp		120.00*			10		44022	698		10110
		Total for Vendor:		120.00								
639	20540S	649 NIKI DEAN		360.00								
1	06/15/22	Yoga Instruction June		360.00			10		44022	352		10110
		Total for Vendor:		360.00								
687	20597S	1126 NILS JENSEN		50.00								
1	07/19/22	Refund Adventure Camp		50.00*			10		44022	698		10110
		Total for Vendor:		50.00								
580	20491S	653 NORTHWEST NAZARENE UNIVERSITY		1,215.00								
		Scholarship Funds for Jodie Knudsen, Student ID: 139127										
1	07/05/22	Scholarship Jodie Knudsen		1,215.00			10		48520	840		10110
		Total for Vendor:		1,215.00								
660	20567S	656 OFFICE SAVERS ONLINE		117.98								
1	7877 07/13/22	Copy Paper		117.98*			10		41810	611		10110
684	20598S	656 OFFICE SAVERS ONLINE		209.77								
1	7918 07/20/22	Office Supplies		92.00*			10		41810	611		10110
2	7773 06/21/22	Ink Cartridges		117.77*			10		41810	611		10110
		Total for Vendor:		327.75								
725	20632S	670 PATHWAY CONCRETE & LANDSCAPING		10,600.00								
		1500 Star Rd Playground Site Work										
1	45 06/28/22	1500 Star Rd Playground Site		10,600.00			10		45110	735		10110
		Total for Vendor:		10,600.00								

* ... Over spent expenditure

Claim/ Line #	Check	Invoice #/Inv Date/Description	Vendor #/Name/	Document \$/ Line \$	Disc \$	PO #	Fund	Org	Acct	Object	Proj	Cash Account
688	20599S	1125 PAULA COULTER		50.00								
1	07/19/22	Refund Adventure Camp		50.00*			10		44022	698		10110
		Total for Vendor:		50.00								
641	20542S	686 PORTAPROS		711.80								
1	112049Y-1	06/24/22 River Walk Park		277.60*			10		41540	411		10110
2	121435A-1	07/07/22 Dog Park		271.60*			10		41540	411		10110
3	121436A-1	07/07/22 Star Middle School		162.60*			10		41540	411		10110
685	20600S	686 PORTAPROS		1,838.00								
1	120715-1	07/18/22 Portable restrooms Hometown		1,838.00*			10		41810	597		10110
730	20633S	686 PORTAPROS		277.60								
1	112049Z-1	07/22/22 River Walk Park		277.60*			10		41540	411		10110
		Total for Vendor:		2,827.40								
737	20634S	1135 PRECISION EXCAVATION		65.00								
1	07/28/22	Refund for Incorrect Permit		65.00*			10		41510	698		10110
		Total for Vendor:		65.00								
670	20568S	1114 PRIME PLUMBING		195.00								
1	PF2022-475	07/12/22 Refund - Duplicate Permit		195.00*			10		41510	698		10110
		Total for Vendor:		195.00								
656	20569S	707 REPUBLIC SERVICES INC		792.70								
1	001242519	06/30/22 HC 1310 N Little Camas Ave		110.78*			10		41540	411		10110
2	001242519	06/30/22 HC Snack Shack		171.79*			10		41540	411		10110
3	001242519	06/30/22 HC 1500 N Star Rd		110.45*			10		41540	411		10110
7	001243720	06/30/22 River Park 1000 S Main St		110.78*			10		41540	411		10110
8	001254136	06/30/22 City Hall 10769 W State St		121.24*			10		41540	411		10110
9	001255040	06/30/22 Blake Haven Park		86.32*			10		41540	411		10110
10	001243510	06/30/22 River Access 1000 S Main St		81.34*			10		41540	411		10110
		Total for Vendor:		792.70								

* ... Over spent expenditure

Claim/ Line #	Check	Invoice #/Inv Date/Description	Vendor #/Name/ Document \$/ Line \$	Disc \$	PO #	Fund	Org	Acct	Object	Proj	Cash Account
701	20601S	1128 RICH CUNNINGHAM	1,340.00								
40	Carp and 500 Catfish for Heron River Pond										
1	141342 07/20/22 Fish - Heron River Pond		1,340.00*			10		41540	737		10110
		Total for Vendor:	1,340.00								
720	20635S	1037 RIMI INC	12,399.31								
	Mechanical Inspections 06/25/22 - 07/24/22 (60% of the collected fees)										
1	07/24/22 Mechanical Inspections		12,399.31*			10		41510	455		10110
		Total for Vendor:	12,399.31								
723	20636S	721 ROBERT P LITTLE	4,456.50								
	JULY 2022 CONTRACTED SERVICES										
1	116171 07/22/22 B&G CONTRACTED SERVICES		4,660.00*			10		41540	351		10110
2	Life Insur 07/27/22 Life Insurance		-203.50*			10		41540	215		10110
		Total for Vendor:	4,456.50								
643	20544S	727 RON WESTON	324.34								
1	07/06/22 Reimbursement Sports Eq		102.54*			10		44021	612		10110
2	06/21/22 Reimbursement Field Signs		69.90*			10		44021	612		10110
3	06/29/22 Reimbursement BBQ Cornhole		18.89			10		44021	530		10110
4	06/29/22 Reimbursement Sports Eq		133.01*			10		44021	612		10110
686	20602S	727 RON WESTON	200.25								
1	07/18/22 Reimbursement Rec Supplies		12.39*			10		44022	612		10110
2	07/18/22 Reimbursement Sports Equip		33.86*			10		44021	612		10110
3	07/21/22 Reimbursement Sports Equip		154.00*			10		44021	612		10110
		Total for Vendor:	524.59								
731	20637S	1139 SARAH RANDALL	175.00								
1	07/25/22 Refund Photography Camp		175.00*			10		44022	698		10110
		Total for Vendor:	175.00								
655	20570S	752 SBI CONTRACTING INC	425.00								
1	10016 04/29/22 Plaque - Dog Park		425.00*			10		41810	738		10110

* ... Over spent expenditure

Claim/ Line #	Check	Invoice #/Inv Date/Description	Vendor #/Name/ Invoice #/Inv Date/Description	Document \$/ Line \$	Disc \$	PO #	Fund Org Acct	Object	Proj	Cash Account
697	20603S	752 SBI CONTRACTING INC		190.00						
1	10166	07/12/22 Riverhouse Wall Alignment		190.00*			10	41810	737	10110
		Total for Vendor:		615.00						
557	20473S	1092 SILHOUEETTE STRING ENSEMBLE		1,100.00						
		Activities Committee - String Ensemble								
1		City Conce 06/16/22 String Ensemble		1,100.00*			10	41810	598	10110
		Total for Vendor:		1,100.00						
714	20604S	777 SILVER CREEK SUPPLY		493.36						
1	*4165-001	06/21/22 Engine Oil and Filter		201.42			10	41540	435	10110
2	*5704-001	06/23/22 Netafim/Elbow/Swing		35.36			10	41540	435	10110
3	*3248-001	07/05/22 Dry Electric Connectors & N		119.93			10	41540	435	10110
4	*9414-001	07/15/22 Elbows/Nipples		9.31			10	41540	435	10110
5	*0289-001	07/15/22 1" Sch 80 Elbow		10.34			10	41540	435	10110
6	*0289-002	07/15/22 2 Pc Wrench Combo		29.96			10	41540	435	10110
7	*8553-001	06/17/22 Netafim/Eco Indicator		87.04			10	41540	435	10110
		Total for Vendor:		493.36						
708	20605S	780 SIMPLOT TURF & HORTICULTURE		502.00						
1	216060768	07/14/22 Herbicide and Marker		502.00			10	41540	435	10110
		Total for Vendor:		502.00						
577	20492S	1096 SNOW COLLEGE		1,305.00						
		Scholarship Funds for Lily Christensen, Student ID: 242786								
1	07/05/22	Scholarship Lily Christensen		1,305.00			10	48520	840	10110
		Total for Vendor:		1,305.00						
652	20571S	794 SPARKLIGHT		673.69						
1	ACCT 2476	07/01/22 City of Star		333.00*			10	41810	419	10110
2	ACCT 4171	07/01/22 City of Star Suite 100		96.94*			10	41810	419	10110
3	ACCT 3712	07/01/22 Hunter's Creek Park		93.18*			10	41540	419	10110
4	ACCT 3481	07/01/22 City Hall		137.81*			10	41810	419	10110
5	ACCT 1215	07/01/22 Star Food Bank		12.76*			10	41810	419	10110
		Total for Vendor:		673.69						

* ... Over spent expenditure

Claim/ Line #	Check	Invoice #/Inv Date/Description	Vendor #/Name/ #/Inv Date/Description	Document \$/ Line \$	Disc \$	PO #	Fund	Org	Acct	Object	Proj	Cash Account
710	20606S	796 SPECIALTY CONSTRUCTION SUPPLY		69.06								
1	0221324-IN	07/19/22 Orange Barrel rental Homet		69.06*			10		41810	597		10110
		Total for Vendor:		69.06								
733	20638S	1137 STACIE KNUDSEN		40.00								
1	07/25/22	Refund Tennis Camp III		40.00*			10		44022	698		10110
		Total for Vendor:		40.00								
555	20471S	805 STAR CHAMBER OF COMMERCE		300.00								
		Chili Cook-Off Sponsorship										
1		Chili Cook 07/01/22 Supporting Sponsor		300.00			10		41810	531		10110
		Total for Vendor:		300.00								
715	20639S	811 STAR FIRE DEPARTMENT		37,217.84								
		Impact fees 06/25/22 - 07/24/22										
1	07/24/22	Star Fire Impact Fees		37,217.84*			10		41510	734		10110
		Total for Vendor:		37,217.84								
574	20546S	812 STAR MERCANTILE INC		23.99								
1	02-2700489	05/11/22 Sports Office Supplies		23.99*			10		44021	610		10110
695	20607S	812 STAR MERCANTILE INC		231.16								
1	02-2744858	06/14/22 Fuel & Tank x2		101.78			10		41540	626		10110
2	02-2756508	06/23/22 Saw Blades		15.99			10		41540	613		10110
3	02-2761946	06/27/22 Hose Repair & Sprinkler		17.45			10		41540	435		10110
4	02-2761742	06/27/22 Marking Line Paint		41.94*			10		41540	611		10110
5	02-2771627	07/04/22 Duct Tape		9.98*			10		41540	611		10110
6	02-2773052	07/05/22 Fencing Supplies		17.99			10		41540	435		10110
7	02-2784168	07/13/22 Marking Tape - Dog Park		3.98			10		41540	435		10110
8	03-1358319	07/14/22 Shears		8.99			10		41540	613		10110
9	02-2786087	07/14/22 1" Caps		5.07			10		41540	435		10110
10	02-2783406	07/12/22 Packing Tape		7.99*			10		41810	611		10110
		Total for Vendor:		255.15								

* ... Over spent expenditure

Claim/ Line #	Check	Invoice #/Inv Date/Description	Vendor #/Name/ Document \$/ Line \$	Disc \$	PO #	Fund	Org	Acct	Object	Proj	Cash Account
744	20640S	818 STAR STORAGE LLC	80.00								
		Storage services for July 2022									
1		Monthly 07/29/22 Storage Unit Rental Monthly	80.00*			10		44022	443		10110
		Total for Vendor:	80.00								
743	20641S	820 STAR VETERINARY CLINIC	1,400.00								
		Services for July 2022									
1		Contract 07/29/22 Animal Control	1,400.00			10		42150	364		10110
		Total for Vendor:	1,400.00								
727	20642S	1132 SUZY CORBET	472.55								
		Refund for permit BPRF2022-023 that was no in our jurisdiction									
1		07/27/22 Refund - Roof Permit	472.55*			10		41510	698		10110
		Total for Vendor:	472.55								
645	20547S	857 TATES RENTS	265.44								
1		1607359-9 05/28/22 Trailer rental	265.44*			10		41540	442		10110
		Total for Vendor:	265.44								
661	20572S	862 TERMINEX	141.00								
1		422036426 07/15/22 Pest Control - City Hall	141.00			10		41540	434		10110
		Total for Vendor:	141.00								
677	20608S	875 THE PIN CENTER	1,069.50								
1		Y-9275 R1 05/20/22 CITY OF STAR LOGO PINS Y-92	1,069.50*			10		41810	583		10110
		Total for Vendor:	1,069.50								
698	20609S	890 TK ELEVATOR CORPORATION	887.47								
1		3006677781 07/01/22 City Hall - Elevator Servi	887.47			10		41540	434		10110
		Total for Vendor:	887.47								
647	20548S	1110 TOP DOG PLUMBING	65.00								
		Refund for permit not in our jurisdiction. MPR2022-481									
1		07/01/22 Refund for Permit	65.00*			10		41510	698		10110
		Total for Vendor:	65.00								

* ... Over spent expenditure

Claim/ Line #	Check	Invoice #/Inv Date/Description	Vendor #/Name/	Document \$/ Line \$	Disc \$	PO #	Fund	Org	Acct	Object	Proj	Cash Account
599	20513S	1093 TREASURE VALLEY BOUNCE N SLIDE		2,549.30								
1	553 07/05/22	15' Purple Marble Slide		225.00*			10		44022	442		10110
2	553 07/05/22	18' Tropical Slide		275.00*			10		44022	442		10110
3	553 07/05/22	Coupon sun22		-50.00*			10		44022	442		10110
4	553 07/05/22	Tax		27.00*			10		44022	442		10110
5	553 07/05/22	Travel Fee		20.00*			10		44022	442		10110
6	553 07/05/22	Downpayment		-99.40*			10		44022	442		10110
7	07/05/22	70' Obstacle		350.00*			10		44022	442		10110
8	07/05/22	Coupon sun22		-35.00*			10		44022	442		10110
9	07/05/22	Tax		18.90*			10		44022	442		10110
10	07/05/22	Travel Fee		20.00*			10		44022	442		10110
11	07/05/22	Downpayment		-70.78*			10		44022	442		10110
12	615 07/08/22	18' Lava Slide		275.00*			10		44022	442		10110
13	615 07/08/22	Coupon sun22		-27.50*			10		44022	442		10110
14	615 07/08/22	Tax		14.85*			10		44022	442		10110
15	615 07/08/22	Travel Fee		20.00*			10		44022	442		10110
16	615 07/08/22	Downpayment		-56.47*			10		44022	442		10110
17	554 07/05/22	Lava Tropical Combo		185.00*			10		44022	442		10110
18	554 07/05/22	50' Obstacle		295.00*			10		44022	442		10110
19	554 07/05/22	Coupon sun22		-48.00*			10		44022	442		10110
20	554 07/05/22	Tax		25.92*			10		44022	442		10110
21	554 07/05/22	Travel Fee		20.00*			10		44022	442		10110
22	554 07/05/22	Downpayment		-95.58*			10		44022	442		10110
23	597 07/05/22	Dunk Tank		135.00*			10		44022	442		10110
24	597 07/05/22	18' Lava Slide		247.50*			10		44022	442		10110
25	597 07/05/22	16' Twin Peaks Double		265.50*			10		44022	442		10110
26	597 07/05/22	The Tropical Combo		166.50*			10		44022	442		10110
27	597 07/05/22	Coupon sun22		-81.45*			10		44022	442		10110
28	597 07/05/22	Tax		43.98*			10		44022	442		10110
29	597 07/05/22	Travel Fee		20.00*			10		44022	442		10110
30	597 07/05/22	Downpayment		-159.41*			10		44022	442		10110
31	556 07/05/22	15' Purple Marble Slide		225.00*			10		44022	442		10110
32	556 07/05/22	50' Obstacle		295.00*			10		44022	442		10110
33	556 07/05/22	18' Tropical Slide		275.00*			10		44022	442		10110
34	556 07/05/22	Coupon sun22		-79.50*			10		44022	442		10110
35	556 07/05/22	Tax		42.93*			10		44022	442		10110

* ... Over spent expenditure

Claim/ Line #	Check	Vendor #/Name/ Invoice #/Inv Date/Description	Document \$/ Line \$	Disc \$	PO #	Fund	Org	Acct	Object	Proj	Cash Account
36	556	07/05/22 Travel Fee	20.00*			10		44022	442		10110
37	556	07/05/22 Downpayment	-155.69*			10		44022	442		10110
654	20573S	1093 TREASURE VALLEY BOUNCE N SLIDE	143.07			10		44022	442		10110
1	06/14/22	Dynamic Double Combo Rental	143.07*								
690	20610S	1093 TREASURE VALLEY BOUNCE N SLIDE	406.83								
1	721	07/20/22 Superhero Bounce House Rental	406.83*			10		44022	442		10110
		Total for Vendor:	3,099.20								
646	20549S	898 TREASURE VALLEY COFFEE	260.22								
1	08085266	06/21/22 City Hall Coffee/Water/1st A	68.30*			10		41540	610		10110
2	08282336	06/21/22 Maint Bldg Sports Drinks	28.01*			10		41540	610		10110
3	08311315	07/05/22 City Hall Water	85.35*			10		41540	610		10110
4	08311293	07/05/22 Maint Bldg Coffee	44.06*			10		41540	610		10110
5	08213737	07/05/22 Recreation Coffee	34.50*			10		41540	610		10110
713	20611S	898 TREASURE VALLEY COFFEE	76.05								
1	08335775	07/19/22 City Hall Coffee/Water/Teas	76.05*			10		41810	611		10110
		Total for Vendor:	336.27								
576	20493S	1059 TREASURE VALLEY COMMUNITY	1,260.00								
Scholarship Funds for Faith Burris, Student ID: 331483											
1	07/05/22	Scholarship Faith Burris	1,260.00			10		48520	840		10110
		Total for Vendor:	1,260.00								
651	20574S	915 ULINE	180.93								
1	150789945	06/29/22 Handheld Safety Flags 10/pk	180.93*			10		42010	610		10110
		Total for Vendor:	180.93								
579	20494S	922 UNIVERSITY OF IDAHO	1,320.00								
Scholarship Funds for Jacob Gorton, Student ID: 2080269											
1	07/05/22	Scholarship Jacob Gorton	1,320.00			10		48520	840		10110


* ... Over spent expenditure

Claim/ Line #	Check	Invoice #/Inv Date/Description	Vendor #/Name/ Document \$/ Line \$	Disc \$	PO #	Fund	Org	Acct	Object	Proj	Cash Account
586	20494S	922 UNIVERSITY OF IDAHO	1,350.00								
		Scholarship Award Funds for Anna Warner, Student ID: V00817983									
1	07/05/22	Scholarship Anna Warner	1,350.00			10		48520	840		10110
		Total for Vendor:	2,670.00								
676	20575S	935 VERIZON WIRELESS	562.02								
		Charges for 10 Phone Lines and 1 Jetpack									
1	9910147906	07/01/22 Montly Cell Phone Charge	562.02			10		41810	416		10110
		Total for Vendor:	562.02								
721	20643S	1131 VICKI O'KEEFE	77.49								
1	07/26/22	Candy - 4th of July	77.49*			10		45130	586		10110
		Total for Vendor:	77.49								
617	20550S	936 VIVIAN REYNOLDS	175.00								
1	07/05/22	Refund for Blake Park	175.00*			10		41810	698		10110
		Total for Vendor:	175.00								
578	20495S	1097 WALLA WALLA UNIVERSITY	1,170.00								
		Scholarship Funds for Josh Essink, Student ID: Not provided									
1	07/05/22	Scholarship Josh Essink	1,170.00			10		48520	840		10110
		Total for Vendor:	1,170.00								
703	20612S	1129 WESTERN HEATING & AIR	4,783.09								
1	132478808	06/29/22 Food Bank Assessment	85.00			10		41540	434		10110
2	133099845	07/06/22 Food Bank Repair AC	247.09			10		41540	434		10110
3	133415485	07/08/22 Replace AC Unit Police Dept	4,451.00			10		41540	434		10110
		Total for Vendor:	4,783.09								
658	20576S	949 WESTERN RECORDS DESTRUCTION	60.00								
1	0593740	07/01/22 02-64 Gallon City of Star	60.00			10		41810	411		10110
		Total for Vendor:	60.00								

* ... Over spent expenditure

Claim/ Line #	Check	Vendor #/Name/ Invoice #/Inv Date/Description	Document \$/ Line \$	Disc \$	PO #	Fund	Org	Acct	Object	Proj	Cash Account
699	20613S	1030 WHITE PETERSON	1,575.00								
1	152081	06/30/22 Middleton DeclaratoryJudgement	1,575.00			10		41310	323		10110
		Total for Vendor:	1,575.00								
705	20614S	952 WHITMAN & ASSOC INC	33,596.22								
		Building Inspections from 06/25/22 - 07/24/22									
1	2022-7	07/25/22 Building Inspections	33,596.22			10		41510	452		10110
		Total for Vendor:	33,596.22								
657	20577S	962 XEROX	161.89								
1	016582941	07/01/22 Black Prints (1465)	10.74*			10		41810	742		10110
2	016582941	06/01/22 Color Prints (2917)	151.15*			10		41810	742		10110
		Total for Vendor:	161.89								
738	20644S	1134 YMC INC.	1,003.26								
1	07/28/22	Refund - Permit Double Payment	1,003.26*			10		41510	698		10110
		Total for Vendor:	1,003.26								
742	20645S	966 ZOOM	40.00								
1	154044659	05/22/22 Cloud Recording	40.00*			10		41810	570		10110
		Total for Vendor:	40.00								
		# of Claims	136								
		# of Vendors	117								
		Total:	611,759.20								

2022/2023 Star City Budget



Prepared by
Mayor Trevor A. Chadwick
10769 W. State Street, Star Idaho 83669
www.staridaho.org
208-286-7247

City Council

David Hershey Kevin Nielsen Jennifer Salmonsens Kevin Wheelock

Table of Contents

Mayor’s Message..... 4

Reliable Income versus Mandatory Expenses..... 6

Pass Through Income versus Pass Through Expenses..... 7

Savings..... 8

Revenue 9

 Property Taxes..... 9

 Foregone..... 10

 Exhibit 2: Residential Property Tax Example..... 10

 Exhibit 3: Business Property Tax Example..... 11

 Revenue Sharing and Liquor Revenue.....12

 Franchise Fees..... 12

 Exhibit 4: Reliable Income Growth..... 13

 Impact Fees and Proportionate Share..... 13

 Exhibit 5: Approved Proportionate Shares per ITD..... 14

 Building Fees and Land Use Fees..... 14

 General License and Fees..... 15

 Grants, ARPA Funds and Events..... 16

 Sports and Recreation Programing Fees.....17

 Court Fines, Scholarships, Misc. Revenue and Unrestricted Funds..... 18

 Exhibit 6: 2021/2022 Revenue Budget..... 19

Expenses..... 20

 Law Enforcement..... 20

 Exhibit 7: Police Contract Proposal..... 21

 Executive and Legislative Pay..... 21

 Remaining Payroll/Employee Costs..... 22

 Exhibit 8: City of Star Organizational Chart..... 23

 Legal, Professional Services, ICRMP..... 24

 Parks Development..... 24

Future Parks Development.....25

Professional Dues..... 25

Committees..... 26

Building Expenses and Land Use Bonds..... 27

Impact Fees and Proportionate Share..... 27

Sports and Recreation.....28

Planning..... 29

Buildings and Grounds..... 29

Capital..... 29

Closing..... 30

Exhibit 9: City of Star 2022/2023 Expenses..... 31

Mayor's Message

Our country, state, and city experienced many exceptional and even historic events during the past several years. The COVID-19 pandemic touched all of us in one way or another, some negatively, but for others it created unique opportunities for us to come together. People left areas of our country that were struggling with shutdowns and economic challenges, to come to the State of Idaho and our great city. Despite these challenges, the City of Star thrived because of the policies and planning put in place by your local officials. As a city we chose not to shut down businesses, churches, or infringe on individual rights. We encouraged individuals to make the personal choices necessary to protect themselves and their families, while they continued to work and provide services and income for their families and employees. **Our great city continues to band together to become stronger and more economically sound.**

By keeping government out of private industry, Star businesses not only survived, but we saw new businesses invest in Star. Commercial growth in Star is very important for three reasons: property taxes, job creation, and local services.

Star's property tax burden currently falls mainly on homeowners. 93% of our property tax income comes from residential vs. only 7% commercial. Skyrocketing home values in Star make it even more important that we increase our commercial tax base. Since being elected as your Mayor, my goal has been to drive down the residential tax burden by bringing in more businesses. Ridley's Family Market, Ace Hardware, Albertsons, and Les Schwab Tire are new commercial additions to Star. Businesses with locations currently under construction are Greyloch Custom Cabinetry, O'Reilly Auto Parts, McDonalds, Dickey's BBQ, Tap House Pub and Grill, Papa Murphy's, Fizz Drinks and Sweet. Two other commercial buildings with rooftop dining along Highway 44 have just broken ground. Christian Brothers Automotive, Jersey Mike's, Great Scott's, an early learning child center and two corporate headquarters will be coming soon.

New businesses also increase our local employment base. Aside from the prospect of seeing our tax ratio shift, I am happy to see job opportunities being provided to our citizens that allow them to work close to home.

For years, Star residents have had to travel five to seven miles in any direction to dine, shop or work. Additional businesses mean services and goods are being provided locally, and there are fewer and shorter car trips on our roads and highways.

The State of Idaho recently reported that it ended the year with a nearly \$1.4 Billion dollar surplus. I have been working with various state legislators and other mayors in our valley to have the state pay off school bonds with the surplus to reduce property taxes. By paying off school bonds, homeowners could see a 20% reduction in their property taxes.

The Star City Council and I have worked hard to update our comprehensive plan and map, and city code considering the exponential growth. We have reduced densities and updated our code to make for a

more viable and livable city. We approved the South of the River plan which will create a city hub where our citizens can play, dine, shop and live and an Architectural Overlay District that establishes construction design guidelines for our Central Business District.

The future is bright for our great city.

With Respect,

A red ink signature, appearing to be "Trevor A. Chadwick", written in a cursive, looped style.

Mayor Trevor A. Chadwick

Reliable Income vs Mandatory Expenses

When formulating the budget, we look at reliable income versus mandatory expenses. Our goal over the past two years has been to maintain a level as close to a zero net as possible. This would indicate that our city is functioning at an efficient level.

Reliable Income

Reliable income comes in the following forms: Property Taxes, Revenue Sharing, Liquor Revenue, and Franchise Fees from power, cable, natural gas, and waste management.

Property Taxes

Property taxes are taxes paid from all property owners (homeowners, businesses, and agriculture) within the boundaries of the taxing district. Property taxes can be increased with either/or a combination of a 3% increase allowed by law, new construction roll, and/or annexation roll.

New Construction Value

House Bill 389 from 2021 has made the goal of having growth pay for itself more challenging. Instead of realizing 100% of our new construction rolls, we are only able to realize 8% of the 90% of the new construction total. Under the old formula, Star would be able to realize \$247,233.51 in income for fiscal year 2022/2023. With the new formula, the city will only be able to collect \$128,485.96 in additional revenue.

Revenue Sharing

But there is good news! This year the City of Star was the beneficiary of the State of Idaho's adjustment in population in relation to revenue sharing. Revenue Sharing is a process where the state returns 11.5 % of the sales tax revenue to cities and counties in Idaho. Star's revenue sharing dollars went from \$656,392 for the 2020/2021 budget year, \$1,007,190.00 for the 2021/2022 budget year to **\$1,355,372.00** for the 2022/2023 budget year.

State Liquor Revenue

Additional money is collected from the state and passed onto local governments in the form of State Liquor Revenue distribution. 50% of the revenues collected are disbursed to cities and counties. Of this 50%, 51.2% goes to cities, 36.8% goes to counties and 12% goes to magistrate court funding. For fiscal year 2022/2023, the City of Star is expected to receive **\$129,477** from this fund. This is an increase of 9.60% from the \$118,071 in revenue to be collected in the current fiscal year of 2021/2022.

Franchise Fees

Idaho Code allows cities to collect franchise fees from electric, natural gas, cable TV and waste management. Cities are allowed to collect up to 3% unless there is a previous agreement in place. The City of Star has all four of these franchise fees in place. We are currently collecting 1% from Idaho Power, 2% from Cable One, 3% from Intermountain Gas and 8% from Republic Services.

Mandatory Expenses

Mandatory expenses are expenses that are required to keep the city running in times of reduced revenue from other sources when the economy begins to struggle or slow down. We include the following in mandatory expenses: Police, Animal Control, City Attorney, and associated legal fees with Ada and Canyon County Prosecutor's offices, city payroll with associated employee costs, and liability insurance for the city.

Pass Through Income vs Pass Through Expenses

The City of Star has several income sources that are related to the number of permits issued and passed through to the agencies that utilize the money for improvements. These come in the form of impact fees and proportionate share revenue.

Impact fees allow taxing districts to assure that growth pays its part in capital improvements. The City of Star collects impact fees for Star Parks Development, Ada County Highway District (ACHD), Star Fire District, and for Canyon Highway District #4 (CHD4). Additionally, the City of Star set up the first of its kind agreement with the Idaho Transportation Department in the form of a Proportionate Share Agreement. The city recovers a processing fee to collect impact fees for Star Fire and for CHD4. By statute, we are not allowed to collect a processing fee from the ACHD impact fee, and we do not charge a processing fee for Star's Park Impact Fee, so 100% of those impact fees pass through.

Star Parks Impact Fees

Each new residential development (single family home or multi family home) pays a \$2,050.00 impact fee. These fees can only be used for improvements to current parks, the purchase of property for future parks, or the development of property into parks. In the 2022/2023 fiscal year the City of Star plans to re-convene its Impact Fee Committee to discuss the addition of trailways, pathways, and a possible City Recreation Center as items park impact fees can be used for.

ACHD Impact Fee

Each new residential development (single family home) pays a \$3,529.00 impact fee to the city which is passed through to ACHD for capital improvements on the county owned roadways. Each business and multifamily unit pays a fee as well, but these fees are collected directly by ACHD, and the fee structure varies based on the type of business being developed. ACHD's Impact Fee can only be for specific improvements. Every year this fee can be adjusted by ACHD. 100% of these fees pass through to ACHD; no processing fee is collected. You can view a list of these fees by going to the following link at ACHD: http://www.achdidaho.org/Documents/Engineering/ImpactFees/Ordinance246/ExhibitA_FeeSchedule.pdf

Star Fire District Impact Fee

In 2019, the Star Fire Department entered into an agreement with the City of Star to assess an impact fee for all new housing and business permits. Each new residential unit pays a \$809.00 impact fee, and each commercial facility pays \$0.38 per square foot towards impact fees. These fees go towards the Star

Fire Department executing their capital improvement plan that includes the construction of additional stations as necessary. The city receives a \$20.00 processing fee for each permit issued, the remainder is passed through to the fire district each month.

Canyon Highway District 4 Impact Fee

With the goal of growth paying for itself, the Cities of Star and Middleton entered into an agreement with Canyon Highway District 4 (CHD4) to do a feasibility study on impact fees for CHD4. The City of Star has roadways in Canyon County that CHD4 maintains and improves. In December 2021, the City of Star Adopted the Impact Fee Ordinance to allow growth to help with roads on the Canyon County segment of Star. The fees for each new residential unit are \$5,050.00 which is significantly higher than ACHD. No impact fees have ever been collected by CHD4, so they have a CIP that requires attention. As with ACHD the commercial impact fee varies depending on the type of business.

Proportionate Share with Idaho Transportation Department

In April 2020, the City of Star entered into an agreement with Idaho Transportation Department (ITD) to collect a proportionate share of costs associated with improvements on the State Highways within the city limits of Star. All money collected can only be used on state highway improvements within Star. To date we have agreed to over **\$4,601,989.98** in fees. The money must be paid prior to a developer receiving their final plats for each phase of the development. We plan on widening Highway 44 (State Street) from Can Ada Road to Star Road this fiscal year with bidding happening in December 2022. Construction will happen between January and June of 2023. This segment of Highway 44 is not currently funded through any other means. Star has three state highways these funds can be used on: Highway 44, Highway 16, and Highway 20/26. There are no fees associated with collecting these shares, all money stays in Star for highway improvements. This is a successful program showing how working with the various agencies we can have growth pay for itself.

Building Fees

The city collects fees associated with plan reviews, inspections, and reinspections. The cost for these fees varies depending on the project. A list of fees can be found on our website at: <https://www.staridaho.org/bp/page/building-permit-fee-schedule>. The city uses contractors for our building, electrical, plumbing, and mechanical inspections. Up to 60% of these fees are paid to the contractors the remainder covers costs associated with the employees needed to provide additional building services. The City of Star is looking at options of bringing in the Building Official as a full-time employee versus a contract employee.

Savings

The City of Star is positioned well financially. The city has no debt and has a sizable amount in savings that could help the city in the event of an economic downturn. We have funds in three banks, and in our Local Government Investment Pool. American Rescue Plan Act (ARPA) funds are only allowed to be used for specific items as directed by federal and/or state governments. We have received our allotment of these funds in the amount of **\$2,265,392.00**. We have chosen to use these funds to benefit the

life/safety of our citizens by helping the fire department in the purchase of a ladder truck and moving the Star Police into a new facility due to the growth that COVID has created. The remainder of savings will be used as needed in the event of an economic downturn or if another need arises in the city.

Currently, we have **\$14,471,155.94** in all the City of Star bank accounts. Breakdown of these funds is as follows:

Savings/Operating Accounts	\$ 9,721,285.48
Park Impact Fee Account:	\$ 2,500,980.14
ITD Proportion Share Account:	\$ 883,498.32
ARPA Funds:	<u>\$ 1,365,392.00</u>
<u>Total City of Star Bank Accounts:</u>	<u>\$ 14,471,155.94</u>

REVENUE

The city has reliable income in the form of Property Taxes, Revenue Sharing and Franchise Fees. We have additional pass thru income relating to impact fees and building fees. The city generates additional revenue through licenses, grants, sponsorships, sports/recreation programs and other miscellaneous revenue sources.

Property Taxes

Every year, each taxing district sets their budget using property taxes as a source of revenue for their district. For the 2022/2023 Budget Star’s property tax revenue is roughly 12.02% of the total budget. House Bill 389, from 2021, allows a taxing district to increase it’s taxing authority by a maximum of 8% through a combination of the 3% allowed and 90% of new construction and annexations. If the city were to tax all taxpayers with a 3% increase, this would be passed on to each homeowner, business, and agriculture property on the tax rolls within the city, thus increasing the additional tax burden for all property owners. If we utilize new construction and annexations as the source of the additional income, the current taxpayer will not see an increase in their taxes if all valuations stay equal. Star has enough new construction that we are increasing the property tax levy amount by 8%, all through new construction. The City of Star’s new levy dollar amount will be **\$1,730,572.00**. In Exhibits 2 and 3 below you can see how this new levy amount will impact taxes associated with the city, you will in fact see a deduction in the taxes paid to the city due to the increased new construction roll.

The valuations of residential units in Star have increased between 25-50% for the current fiscal year. This creates an issue for Star residential taxes in relation to taxes paid at the county level. When Star home values outpace other areas of the county, a higher burden is placed on our citizens than those in other parts of the county with county wide related taxes. Additionally, the valuation model used for business tax valuations has shown to decrease or not pace with residential values of thus placing a larger burden on the residential taxpayer. Residential tax valuations are based on market value for the lot and the cost

model for the residential improvements. Business tax valuations are based on market value for the lot and income model for the business. This information can be found on the Ada County Assessor website: <https://adacountyassessor.org/propsys/AddressSearch.jsp>

Foregone

Foregone is the amount of money the city did not add to the tax rolls but could take in future years. That dollar amount can be banked and assessed in future years as an increase in property tax. HB389 limits the city to taking 1% of this total each year for basic business operations, or we can take up to 3% for capital projects that would fall off after the capital project is funded. Currently, Star has a balance of \$ 663,040.00 in the foregone balance. Since we are taking the full 8% available through new construction and a long-lasting policy of the current Mayor and Council, Star will not be adding funds to the Foregone balance this fiscal year.

Exhibit 2: Residential Property Tax Example

Residential Tax Example #1 (Steven Springs Subdivision Property)				
Valuation	\$360,100.00	Year 2020/2021	Valuation	\$470,200.00 30.57%
Homeowners Exemption	\$100,000.00		Homeowners Exemption	\$125,000.00
Taxed Value	\$260,100.00		Taxed Value	\$345,200.00
Total Tax	\$ 2,551.47		Total Tax	\$ 2,490.15 please see the notes below
Description	Tax District	Levy Rate	\$ Tax	% of Tax
Ada County	1	0.002405262	\$625.61	24.52%
West Ada School	8	0.002377895	\$618.49	24.24%
Star Fire	31	0.001699022	\$441.92	17.32%
Star City	33	0.001245592	\$323.98	12.70%
Ada County Highway District	6	0.000701539	\$182.47	7.15%
Star Sewer and Water	37	0.000649096	\$168.83	6.62%
Ada Community Library	13	0.000435026	\$113.15	4.43%
College of Western Idaho	100	0.000124293	\$32.33	1.27%
Emergency Medical	3	0.000118427	\$30.80	1.21%
Star Cemetery	25	0.000032313	\$ 8.40	0.33%
Mosquito Abatement	43	0.000021106	\$ 5.49	0.22%

Residential Tax Example #2 (Craftsman Subdivision Property)				
Valuation	\$501,300.00	Year 2020/2021	Valuation	\$605,300.00 20.75%
Homeowners Exemption	\$100,000.00		Homeowners Exemption	\$125,000.00
Taxed Value	\$401,300.00		Taxed Value	\$480,300.00 19.69%
Total Tax	\$ 3,936.58		Total Tax	\$ 3,464.72 Please see the notes below
Description	Tax District	Levy Rate	\$ Tax	% of Tax
Ada County	1	0.002405262	\$965.23	24.52%
West Ada School	8	0.002377895	\$954.25	24.24%
Star Fire	31	0.001699022	\$681.82	17.32%
Star City	33	0.001245592	\$499.86	12.70%
Ada County Highway District	6	0.000701539	\$281.53	7.15%
Star Sewer and Water	37	0.000649096	\$260.48	6.62%
Ada Community Library	13	0.000435026	\$174.58	4.43%
College of Western Idaho	100	0.000124293	\$ 49.88	1.27%
Emergency Medical	3	0.000118427	\$ 47.52	1.21%
Star Cemetery	25	0.000032313	\$ 12.97	0.33%
Mosquito Abatement	43	0.000021106	\$ 8.47	0.22%

Residential Tax Example #3 (Steven Springs Subdivision Property)				
Valuation	\$643,000.00	Year 2022/2023	Valuation	\$ 643,000.00 36.75%
Homeowners Exemption	\$125,000.00		Homeowners Exemption	\$125,000.00
Taxed Value	\$518,000.00		Taxed Value	\$518,000.00
Total Tax	\$ 2,107.45	please see the notes below	Total Tax	\$ 2,107.45 please see the notes below
Description	Tax District	Levy Rate*	\$ Tax	% of Tax
Ada County	1	0.0014698663910	\$ 761.39	36.13%
West Ada School	8	0	\$ -	0.00%
Star Fire	31	0.0008026649260	\$ 415.78	19.73%
Star City	33	0.0005894659870	\$ 305.34	14.49%
Ada County Highway District	6	0.0004598053620	\$ 238.18	11.30%
Star Sewer and Water	37	0.0002978545550	\$ 154.29	7.32%
Ada Community Library	13	0.0002614410190	\$ 135.43	6.43%
College of Western Idaho	100	0.0000793161182	\$ 41.09	1.95%
Emergency Medical	3	0.0000768251110	\$ 39.80	1.89%
Star Cemetery	25	0.0000175450730	\$ 9.09	0.43%
Mosquito Abatement	43	0.0000136543900	\$ 7.07	0.34%

Residential Tax Example #4 (Craftsman Subdivision Property)				
Valuation	\$927,600.00	Year 2022/2023	Valuation	\$ 927,600.00 53.25%
Homeowners Exemption	\$125,000.00		Homeowners Exemption	\$125,000.00
Taxed Value	\$802,600.00		Taxed Value	\$802,600.00 67.10%
Total Tax	\$ 3,265.33	Please see the notes below	Total Tax	\$ 3,265.33 Please see the notes below
Description	Tax District	Levy Rate*	\$ Tax	% of Tax
Ada County	1	0.001469866391	\$1,179.71	36.13%
West Ada School	8	0	\$ -	0.00%
Star Fire	31	0.000802664926	\$ 644.22	19.73%
Star City	33	0.000589465987	\$ 473.11	14.49%
Ada County Highway District	6	0.000459805362	\$ 369.04	11.30%
Star Sewer and Water	37	0.000297854555	\$ 239.06	7.32%
Ada Community Library	13	0.000261441019	\$ 209.83	6.43%
College of Western Idaho	100	0.000079316182	\$ 63.66	1.95%
Emergency Medical	3	0.000076825111	\$ 61.66	1.89%
Star Cemetery	25	0.000017545073	\$ 14.08	0.43%
Mosquito Abatement	43	0.000013654390	\$ 10.96	0.34%

Residential Property Tax Comparision

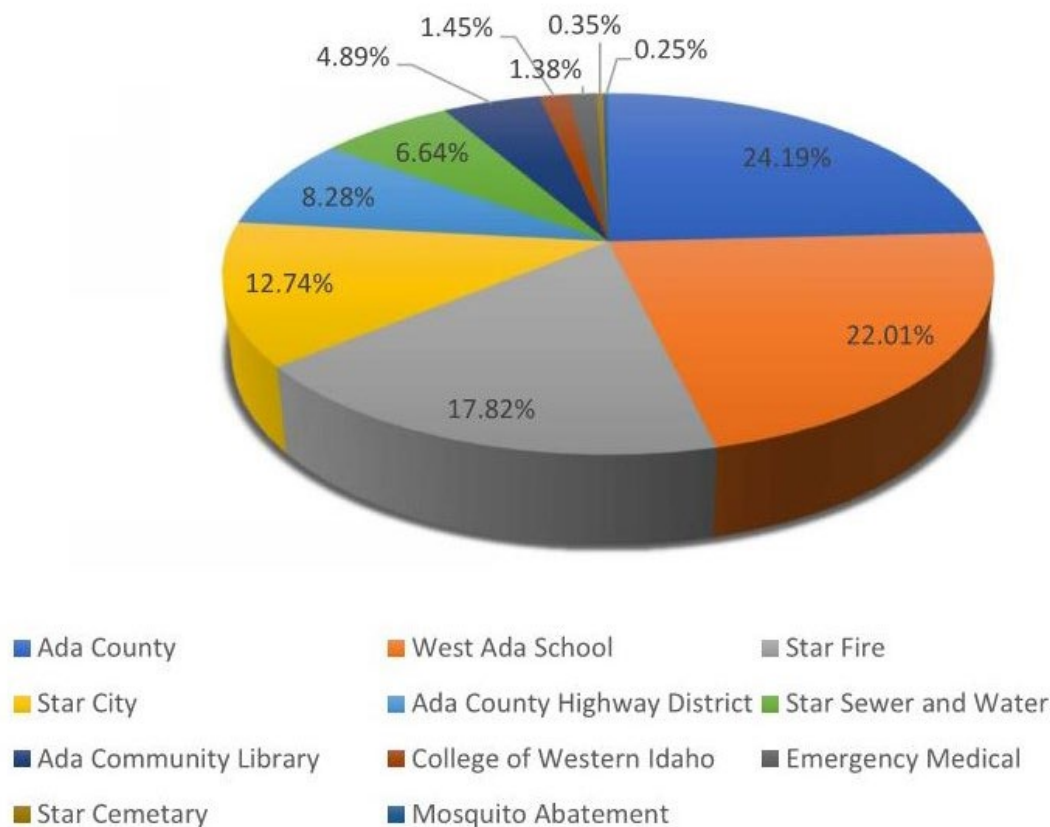


Exhibit 3: Business Property Tax Example

Business Tax Example 1 (Bi-Mart)					
Valuation	\$4,577,100.00	Year 2020/2021	Valuation	\$4,332,700.00	Year 2021/2022
Taxed Value	\$4,577,100.00		Taxed Value	\$4,332,700.00	
Total Tax	\$45,381.96		Total Tax	\$31,579.39	
Description	Tax District	Levy Rate	\$ Tax	% of Tax	Incr or Dec
Ada County	1	0.002405262	\$11,009.12	24.259%	
West Ada School	8	0.002377895	\$10,883.86	23.983%	
Star Fire	31	0.001699022	\$7,776.59	17.136%	
Star City	33	0.001245592	\$5,701.20	12.563%	
Ada County Highway District	6	0.000701539	\$3,211.01	7.076%	
Star Sewer and Water	37	0.000649096	\$2,970.98	6.547%	
Ada Community Library	13	0.000435026	\$1,991.16	4.388%	
College of Western Idaho	100	0.000124293	\$568.90	1.254%	
Emergency Medical	3	0.000118422	\$542.03	1.194%	
Flood Control District #10	45	0.000105437	\$482.60	0.011%	
Star Cemetary	25	0.000032313	\$147.90	0.326%	
Mosquito Abatement	43	0.000021106	\$96.60	0.213%	

Business Tax Example 2 (El Mariachi Loco Restaurante)					
Valuation	\$743,500.00	Year 2020/2021	Valuation	\$743,500.00	Year 2021/2022
Taxed Value	\$743,500.00		Taxed Value	\$743,500.00	
Total Tax	\$8,537.27		Total Tax	\$5,358.65	
Description	Tax District	Levy Rate	\$ Tax	% of Tax	Incr or Dec
Ada County	1	0.002405262	\$2,093.30	24.520%	
West Ada School	8	0.002377895	\$2,069.48	24.241%	
Star Fire	31	0.001699022	\$1,478.66	17.320%	
Star City	33	0.001245592	\$1,084.04	12.698%	
Ada County Highway District	6	0.000701539	\$610.55	7.152%	
Star Sewer and Water	37	0.000649096	\$564.91	6.617%	
Ada Community Library	13	0.000435026	\$378.60	4.435%	
College of Western Idaho	100	0.000124293	\$108.17	1.267%	
Emergency Medical	3	0.000118422	\$103.06	1.207%	
Star Cemetary	25	0.000032313	\$28.12	0.329%	
Mosquito Abatement	43	0.000021106	\$18.37	0.215%	

Business Tax Example 3 (Star Fire)					
Valuation	\$5,480,800.00	Year 2022/2023	Valuation	\$5,480,800.00	Year 2022/2023
Taxed Value	\$5,480,800.00		Taxed Value	\$5,480,800.00	
Total Tax	\$22,638.73		Total Tax	\$22,638.73	
Description	Tax District	Levy Rate	\$ Tax	% of Tax	Incr or Dec
Ada County	1	0.0014698663910	\$8,056.04	35.60%	
West Ada School	8	0	\$0	0%	
Star Fire	31	0.0008026649260	\$4,399.25	19.44%	
Star City	33	0.0005894659870	\$3,230.75	14.27%	
Ada County Highway District	6	0.0004598053620	\$2,520.10	11.13%	
Star Sewer and Water	37	0.0002978545550	\$1,632.48	7.21%	
Ada Community Library	13	0.0002614410190	\$1,432.91	6.33%	
College of Western Idaho	100	0.000079316182	\$434.72	1.92%	
Emergency Medical	3	0.000076825110	\$421.06	1.86%	
Flood Control District #10	45	0.00002113585	\$340.43	1.50%	
Star Cemetary	25	0.000017545073	\$96.16	0.43%	
Mosquito Abatement	43	0.000013654390	\$74.84	0.33%	

Unable to provide West Ada Levy Rate as there are bonds associated with this rate that are not reported as of today
Star Fire Tax will be a little higher due to a voter approved bond in 2019 that does not appear
* The Levy Rates as provided by the county as a result of HB389 figuring max of 8% taken

Revenue Sharing and Liquor Revenue

The City of Star expects to receive **\$1,333,372.00** from the State of Idaho in the form of revenue sharing. This is a 34.57% increase from the prior year. This increase allows the city to make up for some of the new construction revenue loss as a result of House Bill 389.

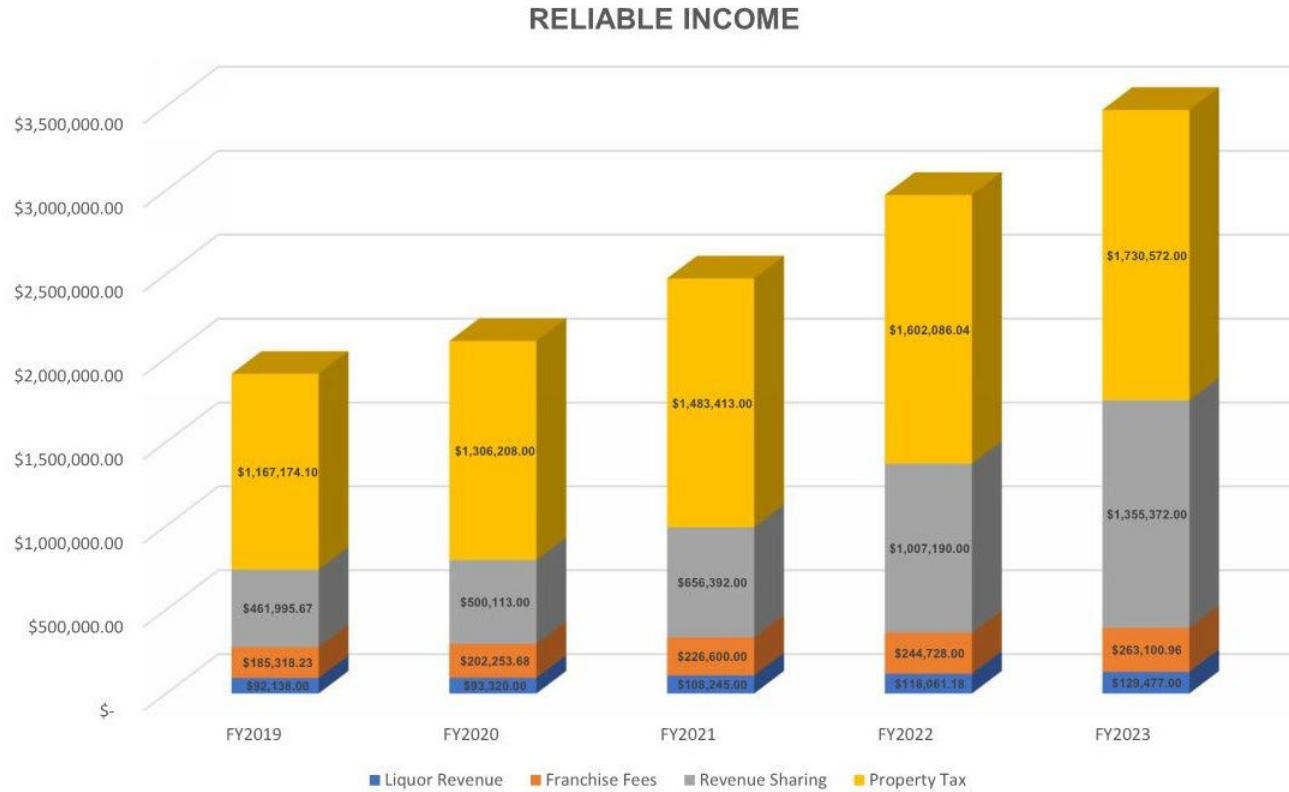
Liquor Revenue is expected to be **\$129,477.00**. This is an increase of 9.66% from the year prior.

Franchise Fees

The City of Star receives franchise fees from Idaho Power, Intermountain Gas, Cable One (Sparklight) and Republic Services. We are expecting an increase of 7.5% in fees from these franchises in the fiscal year 2022/2023. The aggregate total the city will collect is **\$263,100.96.00**.

Exhibit 4 shows the increases in each of the reliable income categories over the past four years.

Exhibit 4: Reliable Income Growth



Impact Fees and Proportionate Share

Impact fees are an important source of growth paying for itself. In fiscal budget year 2021/2022 the city planned for 500 building permits to be issued. With the large number of people moving to the Treasure Valley, Star has seen an increase in the number of building permits being issued. The increase in growth in the Treasure Valley has created supply challenges, with no relief in sight. For the 2022/2023 budget year, Star plans to budget for 500 building permits, so our pass-through income from these categories will remain flat over years prior. The impact fee for Canyon Highway District 4 (CHD4) was approved in December 2021. Not knowing the trends of development on the Canyon County side, the city will have to adjust its budget as data starts to come in. Below is the income expected in each category from impact fees.

ACHD Impact Fee:	\$ 1,800,000.00 (450 * \$ 4,000.00)
Star Park Impact Fee:	\$ 1,025,000.00 (500 * \$ 2,050.00)
Star Fire Impact Fee:	\$ 404,500.00 (500 * \$ 809.00)
CHD4 Impact Fee:	\$ 252,500.00 (50 * \$ 5,050.00)

The city has a little over \$4,000,000.00 committed to the proportionate share fund, however these funds are not collected by the city until the final plat is picked up by the developer with each phase of a development. The City of Star has budgeted **\$100,000.00** to be collected and will adjust this area of the budget as final plats are completed and fees are paid. Exhibit 5 shows the projects and proportionate shares as determined by the Idaho Transportation Department (ITD) and agreed upon by the developer and the City of Star.

Exhibit 5: Approved Proportionate Shares per ITD

ITD Proportionate Share - City of Star

Subdivision Name	Committed	Paid
Amazon Falls	\$ 88,838.00	\$ 88,383.00
Breitenbach Ridge	\$ 14,072.00	\$ 14,072.00
Canopi Estates	\$ 3,324.00	
Canvasback	\$ 188,000.00	
Cherished Estates	\$ 83,599.00	
Craftsman Estates North	\$ 12,665.00	
Cranefield	\$ 72,798.00	
Cresta Del Sol	\$ 109,660.05	\$ 66,520.08
Crystal Springs Apartments	\$ 216,000.00	\$ 216,000.00
East River Ranch	\$ 237,600.00	
Fountain Park	\$ 312,380.00	
Haven Ranch	\$ 2,770.00	
Inspirado	\$ 488,000.00	
Langtree Bungalows	\$ 92,000.00	
Loran Estates	\$ 2,690.00	
Milestone Ranch	\$ 39,222.00	
Moyle Heights	\$ 3,474.36	
Norterra	\$ 748,061.00	
Oaklawn	\$ 105,950.00	
Paint Point	\$ 14,056.00	\$ 14,056.00
River Park	\$ 210,787.00	
Rivercreek Landing	\$ 123,659.00	
Rivermoor	\$ 294,168.00	
Rooster Hollow	\$ 1,630.00	
Rosti Farms	\$ 874,625.00	\$ 377,772.24
Saddlewood	\$ 36,250.00	
Sellwood	\$ 113,191.00	
Stardust Ranch	\$ 8,318.00	
Stargazer	\$ 109,361.00	
Starpointe	\$ 131,671.00	
Stonecrest	\$ 9,894.00	\$ 9,894.00
Sunfield Estates	\$ 52,630.00	\$ 52,630.00
Trapper Ridge	\$ 3,000.00	\$ 3,000.00
Wildrye Creek	\$ 91,471.00	\$ 41,116.00
Totals	\$ 4,895,814.41	\$ 883,443.32

Building Fees and Land Use Fees

The City of Star contracts services related to our inspectors and plan reviews. The contract concept has benefits when the number of permits is low, so the city is not paying for a full-time employee with benefits. However, when we have many permits being issued, this increased expense could be used

elsewhere to improve services, improve facilities, and/or save for capital projects that may not be paid for with impact fees. The city has contracts with building, electrical, plumbing, and mechanical inspectors. We are working to bring the building official inhouse as a regular employee versus contract employee. We are unable to base this income on the number of permits, as the total cost of each residential unit or business varies based on size and amenities. The projected income for building fees is as follows:

Building Fees	\$ 1,209,763.00
Electrical Fees	\$ 156,852.00
Plumbing Fees	\$ 156,852.00
Mechanical Fees	\$ 156,852.00

There are various Land Use fees associated with the many developments in Star. These fees range from \$50.00 to \$3,000.00 plus. Additionally, land use applicants will pay any additional costs incurred by the City in obtaining a review of the application, by architects, engineers, or other professionals.

Bonding of projects happens when weather does not permit projects to complete their landscaping, irrigation, streetlights, fencing and other site amenities within the time specified in the final plat approval prior to occupancy. Each development that falls in this category is required to bond the cost of those improvements at 150% of the cost. These bonds are given back to the owner once the city engineer verifies the completion of the required improvements. Bonds are typically pass thru revenue.

Land Use Fees	\$ 120,000.00
Bonding	\$ 200,000.00

General License and Fees

General Licenses and Fees include Dog Licenses, Vendors Permits, Alcohol Beverage Licenses, Park Reservations and Facility Rentals.

Every year the city collects fees related to dog licenses. Our goal is to have all dogs licensed within our city limits for two reasons. One is to make certain our pups are returned to the rightful owner if they escape from their owners and the other is to work towards paying for the required animal control costs the city is required to provide. Cost for these licenses vary from \$9.00 to \$41.00 annually.

Vendor permits are issued to all vendors attending the various events in our parks and city facilities throughout the year. Food Trucks also fall into this category. Vendor permits range from \$25.00 to \$125.00 depending on class of vendor.

Every June each business that sells alcohol in Star must reapply for their Alcohol Beverage License. Costs associated with these licenses are set by the State. Costs range from \$50.00 to \$1,062.50, depending on the type of alcohol license desired.

With the increase in population, our parks and facilities are seeing an increase in use. Fees associated with these rentals range from \$25.00 to \$800.00 depending on the venue.
For 2022/2023 the expected revenue generated for General Licenses are as follows:

Dog Licenses	\$ 3,100.00
Vendors License	\$ 2,400.00
Alcohol Beverage License	\$ 7,170.00
Park Reservations	\$ 10,000.00
Facility Rentals	\$ 16,000.00

General Fees include interest revenue realized on our various banking accounts and donations received from generous businesses and individuals. These donations go to help the youth of our communities attend some of our sports and camps when their families are in need.

Fiscal year 2022/2023 General Fees income are as follows:

Interest Revenue	\$ 20,000.00
Donations	\$ 9,000.00

Grants, ARPA Funds and Events

Since becoming the Mayor of Star, I have worked hard to acquire grant money for various projects and improvements we wish to complete. In fiscal year 2020/2021, with the help of Tina Wilson, Director, Western Alliance for Economic Development, the City of Star secured a grant to run fiber to our City Hall, Star Riverhouse, and Hunter’s Creek Park for \$ 379,650.45. This provided important high speed access points for our kids who were required to educate from home and for home-based businesses that were having challenges obtaining internet service at home. In fiscal year 2021/2022 we have applied for grants for pathways and parking studies in downtown Star. One of the grants is to assist in paying for a pathway directly from Floating Feather to Star Middle School to get these kids off of the road for safety. In 2022/2023 we will continue to look for grants that benefit the City of Star’s citizens.

Park/Pathways Grant	\$ 200,000.00
Transportation Planning Grant	\$ 45,000.00

All cities and counties in Idaho are provided with American Rescue Plan Act (ARPA) funds base on population. The City of Star received a total of \$2,265,392.00. The first payment was received in June 2021 and the second payment was received in June of 2022. The city expects to receive another payment in the next fiscal year for the same amount. These funds are being used to improve the public safety of our community by purchasing a ladder fire truck and expanding our police facilities.

In fiscal year 2021/2022 we were successful in having 100% of the Hometown Celebration paid for with donations. Businesses stepped up in a big way providing the city with \$65,000.00 in donations. The city will continue to work on sponsorships for this very important community event.

Hometown Celebration

\$ 65,000.00

Sports and Recreation Programing Fees

We have a robust sports and recreation program. Many classes are offered through our recreation department such as: mosaic arts, fit and fall, kid’s camps, yoga, etc. Our sports programing includes soccer, baseball, softball, football, lacrosse, and more. The Star Riverhouse, has created opportunities in Star providing kids summer camps, various classes, and programs. We continue to see an increase in the number of participants year after year. The city has roughly 500 plus participants every year in the various programs. Revenue collected from these programs for 2022/2023 are expected as follows:

Sports Fees

\$ 88,000.00

Recreation Fees

\$ 87,000.00

Court Fines, Scholarships, Miscellaneous Revenue, and Unrestricted Funds

Court Fines are fines that are paid back to the city for various criminal activities that have taken place. There is no real formula to determine how much the city will receive in these fines. The lower the fines the better we are off, with lower crime rates.

Our Star Mayor’s Youth Council (MYC) has been focusing on increasing the amount of Mayor’s Youth Scholarshisp donations. The goal of the MYC is to raise money through fundraisers to offset the amount paid out in annual scholarships. At this year’s Hometown Celebration these fantastic young men and women collected more than \$6,000.00 to be applied towards scholarships.

Miscellaneous revenue is revenue that comes into the city that does not fit into any other defined catergy.

Unrestricted funds are funds transferred into the P&L to cover costs. This year the General Funds transfer is money comeing from our savings accounts to help fund the widening of Highway 44 between CanAda and Star Road. Transfer from park funds are funds transferred out of our park impact fee account to be used on capital improvement projects. The transfer from ITD’s proportionate share funds will be transferred and used to improvement Highway 44 between CanAda and Star Road. The transfer from ARPA funds will be used for improvements at the new Police facility.

Below is the expected revenue for these items:

Court Fines	\$ 7,000.00
Scholarships	\$ 6,000.00
Miscellaneous Revenue	\$ 1,000.00
General Funds	\$ 2,422,577.49
Transfer from Park Impact Funds	\$ 941,031.28
Transfer from ITD Proportiant Share	\$ 900,000.00
Transfer from ARPA Funds	\$ 500,000.00

The total projected revenue from all sources for fiscal year 2022/2023 is **\$14,396,119.73**.

It is important to note that only **\$1,730,572.00** of this projected revenue is coming from property tax revenue, or 12.02% of the total revenue.

Exhibit 6: 2022/2023 Revenue Budget

City of Star REVENUE			
Acct #	Item	2021/2022 Final Budget	2022/2023 Budget Proposal
310	Property Tax	\$1,602,086.04	\$1,730,572.00
311	Sales & Use Tax		
311.10	Revenue Sharing	\$1,007,190.00	\$1,355,372.00
311.40	Liquor Revenue	\$118,071.00	\$129,477.00
312	Franchise Fees		
312.10	Power	\$50,781.06	\$55,000.00
312.20	Cable	\$7,880.24	\$8,100.00
312.30	Natural Gas	\$88,787.32	\$98,143.64
312.40	Waste Management	\$97,279.38	\$101,857.32
320	General Licenses		
320.10	Dog Licenses	\$2,500.00	\$3,100.00
320.20	Vendors Licenses	\$2,400.00	\$2,400.00
320.30	Alcoholic Beverage	\$7,163.00	\$7,170.00
320.40	Park Reservation	\$4,725.00	\$10,000.00
320.50	Rentals	\$16,250.00	\$16,000.00
333	Scholarships	\$6,000.00	\$6,000.00
334	Events		
334.10	Hometown Celebration	\$45,000.00	\$65,000.00
335	Grants		
335.10	Park/Pathways Grant	\$45,000.00	\$200,000.00
335.20	Fiber Grant	\$0.00	\$0.00
335.30	ARPA Funds	\$1,132,696.00	\$0.00
335.40	Transportation Planning Grant	\$45,000.00	\$45,000.00
338	Court Fines	\$7,000.00	\$7,000.00
342	Building Fees		
342.10	Building	\$1,209,763.00	\$1,209,763.00
342.20	Electrical	\$156,852.00	\$156,852.00
342.30	Plumbing	\$156,852.00	\$156,852.00
342.40	Mechanical	\$156,852.00	\$156,852.00
342.40	Re-Inspection Fees	\$0.00	\$5,000.00
343	Impact Fee/Prop. Share		
343.10	Park Impact Fees	\$1,025,000.00	\$1,025,000.00
343.20	ACHD	\$1,716,500.00	\$1,800,000.00
343.30	Star Fire	\$404,500.00	\$404,500.00
343.40	ITD Proportionate Share	\$100,000.00	\$100,000.00
343.50	CHD4 Impact Fees	\$50,000.00	\$252,500.00
344	Land Use Fees		
344.10	Zoning Admin Fees	\$120,000.00	\$120,000.00
344.20	Bonding	\$200,000.00	\$200,000.00
350	Recreation		
350.10	Sports	\$62,000.00	\$88,000.00
350.20	Classes & Activities	\$35,145.00	\$87,000.00
361	General Fees		
361.10	Interest Revenue	\$13,000.00	\$20,000.00
361.20	Donations	\$9,000.00	\$9,000.00
384	Miscellaneous		
384.10	Miscellaneous	\$1,000.00	\$1,000.00
384.20	COVID 19	\$0.00	\$0.00
390	Unrestricted Funds		
390.10	Transfer from General Funds	\$400,000.00	\$2,422,577.49
390.20	Transfer from Park Funds	\$1,625,000.00	\$941,031.28
390.30	Transfer from ITD Prop Funds	\$900,000.00	\$900,000.00
	Transfer from ARPA Funds	\$0.00	\$500,000.00
TOTAL		\$12,627,273.04	\$14,396,119.73
Reliable Income			
Pass Thru Income			

EXPENSES

The City of Star looks at the following expenses as mandatory expenses with a goal of having net zero in reliable income to mandatory expenses. With the approval of House Bill 389, we were faced with the challenge of obtaining this goal for fiscal year 2022/2023. The loss of nearly \$150,000.00 in new construction revenue created a deficit of (\$ 179,402.97). The City is working with the development community to look for ways to offset this deficit.

We consider the following expenses to be mandatory: law enforcement, payroll and benefits for the executive and legislative branches, administrative costs, legal department, city engineer, information technology, animal control, and city liability insurance with ICRMP.

Law enforcement is our number one priority. In times of economic down turn it is essential that we maintain the same level of service we have today to protect our citizens and their quality of life. We strive to have the entire law enforcement expense funded 100% through property taxes.

Law Enforcement

Our Police Department services are provided through a contract with the Ada County Sheriff's Office. The current contract provides for eight patrol deputies, two detectives, one administrative support and one Chief. There are several metrics we look at to analyze our police needs in Star. Our goal is to have a one minute or less response time on Code 3 calls, maintain less than 18 crimes per 1,000 residents, and make sure proactive police calls outpace the reactive one. To achieve these goals, we require a ratio of one commissioned officer per 1,000 residents.

Calls for service continue to increase in the City of Star and the Treasure Valley. With the increase in our population, we continue to see an increase in calls for service.

Calendar Year	Number of Calls	Deputies	Average # of Calls per Deputy
2018	5,658	6	943
2019	8,092	6	1,349
2020	9,157	6	1,526
2021	7,427	6	1,238
2022*	11,153	8	1,394

*Annualized based on 6,506 calls from January to July

Per FBI crime statistics for 2017, the number of sworn-in officers per 1,000 inhabitants nationwide averaged 2.4 officers. With a current population estimate from COMPASS of 15,230 people, and eight

patrol deputies, two detectives and one chief, our citizen to police ratio is 0.722 officers per 1,000 citizens, well below the national average.

The increase in calls for service, projected growth and number of officers per 1,000 make it necessary to add one patrol sergeant for fiscal year 2022/2023. Ada County Sheriff’s Office requires upgrading our Chief I (Sergeant) position to Chief II (Lieutenant) when adding a sergeant. The number one benefit of using a police contract model is that it gives us access to all of the resources available at the Ada County Sheriff’s Office at no additional cost to the citizens of Star. When a major incident occurs, we have the full staff of the Sheriff’s office at our disposal.

The total contract cost to add one patrol sergeant, upgrade to from Chief I to Chief II, and a cost of living adjustment, is **\$1,752,845.66**.

With our current property tax levy amount of \$1,730,572.00, we are covering 98.7% of the cost of this contract with property taxes, assuring no loss of coverage if we have a downturn in the economy.

Exhibit 7: Police Contract adding two patrol deputies and one administration staff

FY23 Star City Contract		POLICE CITY OF STAR	
Consolidated Contract City Budget Summary	Base	Chief II One Sergeant One Vehicle	
<u>Personnel</u>	\$ 1,521,604.22	\$ 1,697,865.55	
<u>Equipment / Uniforms</u>	\$ 37,079.85	\$ 40,450.75	
<u>Operational</u>	\$ 16,047.20	\$ 16,602.20	
<u>Vehicles</u>	\$ 105,095.54	\$ 123,351.79	
<u>Support</u>	\$ 6,510.00	\$ 6,510.00	
Total Expenses before credit	\$ 1,686,336.82	\$ 1,884,780.28	
Less Shared Services Credit	\$ (118,043.58)	\$ (131,934.62)	
New FY23 Contract Amount	\$ 1,568,293.24	\$ 1,752,845.66	
Prior year contract amount	\$1,518,780.41	\$1,518,780.41	
Net change to contract for FY23	\$ 49,512.83	\$ -	\$ 234,065.25

Executive and Legislative Pay

The City of Star Mayor is a full time position. There are four city council members, who particiapte in all City Council Meetings and various other meeting as required in our area. Per Idaho State Statue, the Mayor and Council salaries can only be changed during an election year of council members. The pay will remain the same for the City Council and Mayor.

Mayor Payroll	\$ 85,000.00
Council Payroll	\$ 57,600.00

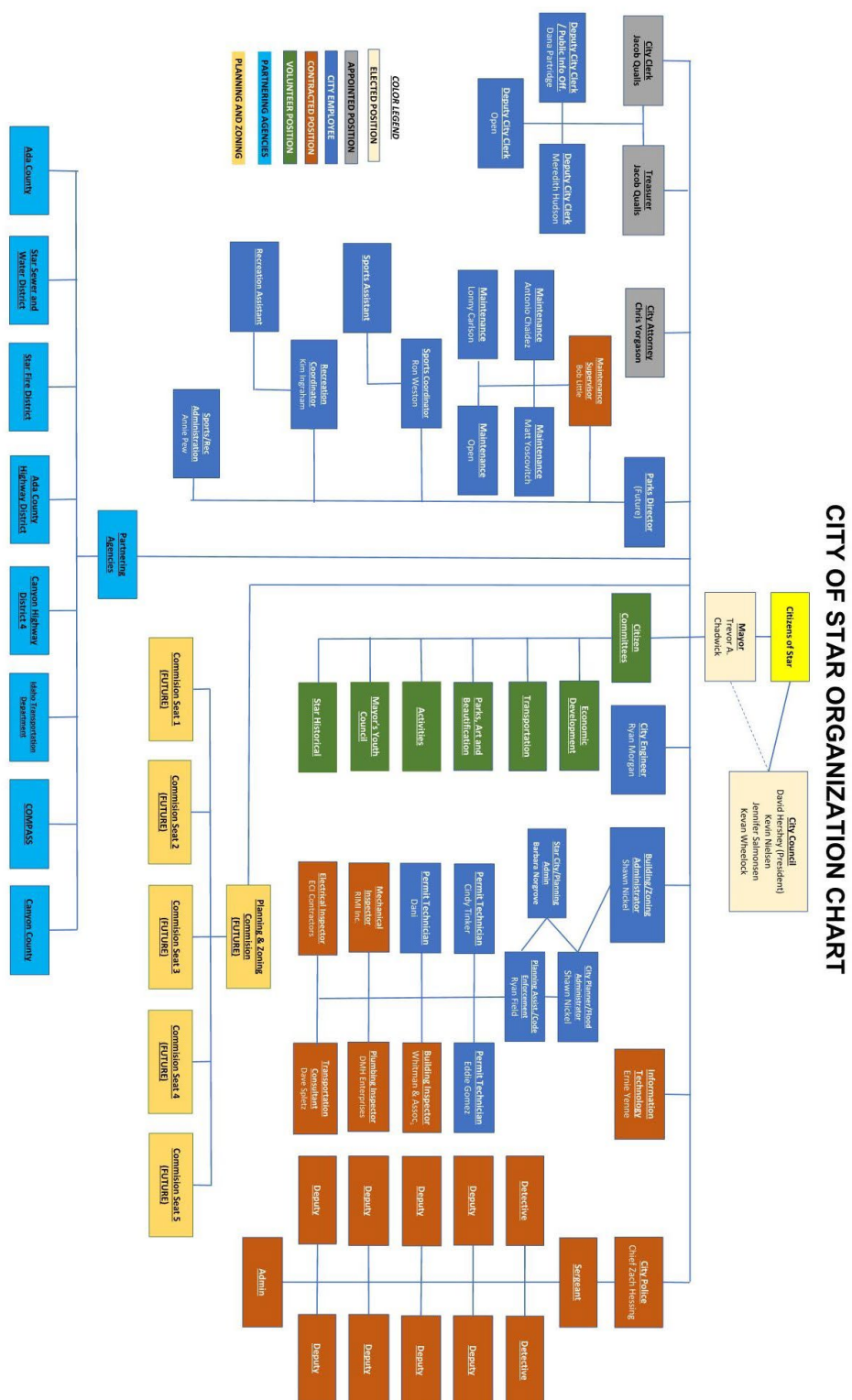
Remaining Payroll/Employee Costs

All staff payroll, including additional employee costs, are part of our mandatory expense formula. The executive payroll is shown above and the remaining payroll for city staff is shown below along with employee costs.

Clerk’s Payroll	\$ 296,548.74 (5 employees)
Planning and Zoning Payroll	\$ 368,999.77 (6 employees)
Recreation Payroll	\$ 198,642.44 (5 employees)
Buildings and Grounds Payroll	\$ 269,189.79 (6 employees)
Employee Costs	
FICA/Medicare	\$ 72,315.96
Workmans Comp	\$ 27,779.20
Public Retirement	\$ 125,120.37
Health Insurance	\$ 288,288.00

The City of Star has a very strong team of employees who service all customers professionally and ethically. During this time of incredible growth and a difficult recruiting process in the Treasure Valley, the city has been fortunate to have a group of highly motivated employees who work hard to handle the increased workloads presented to them. With this growth, the city will be adding additional positions as needed, to assure this level of customer service continues. We have a history of running lean. If fthe economy declines, adjustments will need to be made from the top down.

Exhibit 8: City of Star Organizational Chart



Legal, Professional Services and ICRMP

In 2006, the City of Star annexed approximately 650 acres from Canyon County into the city. Several additional developments have annexed into Star that are located in Canyon County over the past few years. These annexations changed Star into a dual county city, thus requiring agreements to be put in place with the prosecutors of both Ada and Canyon Counties. The fees associated with prosecuting services are part of our mandatory expenses.

Ada County Prosecutor	\$ 32,445.00
Canyon County Prosecutor	\$ 15,750.00

Idaho State Statute requires the city to have an appointed attorney. Our attorney has been with the city for many years, providing legal advice and opinions over many subjects, including land use and daily operations of the city. We have also budgeted for special council in the event of extended litigation or potential conflicts of interest. The City of Star has contracts in place with Borton/Lakey Law Offices and White Petersen Law Offices.

City Attorney	\$ 48,000.00
Additional Legal	\$ 45,000.00

We have moved our City Engineer position into a full time position with the city. We are splitting the salary of this engineer with our Star Sewer and Water District, thus reducing expenses for both entities. We will still contract with Keller Associates on an as needed basis for overflow work. Our IT contract is with Computer Consulting and Ernie Yenne. He has been with the city since February 2019.

Idaho Counties Risk Management Program (ICRMP) is our city liability insurance provider. Many cities and counties belong to this organization. They have provided top notch coverage and advice on all aspects of safety, human resources and city operations.

Kellar Associates	\$ 10,000.00
IT (Computer Consulting)	\$ 20,000.00
ICRMP	\$ 12,600.00

Parks Development

We made great progress in the development of our park facilities between 2020-2022. We completed Star’s new community center, the Riverhouse, which provides the city with nearly 4,000 square feet of recreation, meeting and event space. The Riverhouse has become a very popular venue. Additional work will continue on the completion of the Riverhouse Park Ponds area to include sidewalks, grass, beaches, irrigation and trees. The construction of “Dockzilla” began this year and will be installed in the west Riverhouse Pond.

The city also completed improvements to Hunter’s Creek Park by adding concrete pathways and improvements that make it more accessible to more individuals. Playground equipment will be added to the park later this year. We have also made accesibility improvements to Blake Haven Park, and the new Waggin Tails Dog Park is nearly complete.

We will continue to develop parks as part of our capital improvement plan; in fiscal year 2022/2023 a new play surface will be installed in the Blake Haven Park playground area, a shade structure will be installed at the Tom Erlebach Skatepark at Hunter’s Creek, and we are working on a plan for a splash pad, basketball court, pickleball courts and additional parking at Pavilion Park next to the new dog park. We have a 40-year lease on the school district’s property south of Roselands for a future park and will begin design work soon. When Trident Park is deeded to the city, there are plans for pathways, benches, and shaded areas. All of these park improvements, are part of our capital improvement plan, and are paid for with Park Impact Fees. No taxpayer dollars are used for the building or devlopment of our parks. Taxpayer funds are used to maintain the parks. The following park expenses are planned for fiscal year 2022/2023.

Blake Haven Park playground resurface	\$ 150,000.00
Pavilion Park (Splash Pad, Pickleball and Basketball)	\$ 1,000,000.00
Hunter’s Creek Skate Shade	\$ 100,000.00
Star Riverhouse Ponds	\$ 1,200,000.00

Future Development of Parks

Trident Ridge Pathways Park	Fiscal Year 2023/2024
Roselands Park	Fiscal year 2023/2024

Professional Dues

The City of Star belongs to many organizations that provide assistance to the city in various aspects of city planning, city adminstration and partnerships. Below is a list of the organizations the City of Star pays yearly dues:

Ada County Emergency Management	\$ 4,643.10
Association of Idaho Cities	\$ 5,040.00
Boise Valley Economic Partnership	\$ 1,102.50
COMPASS	\$ 5,764.97
AIC – Clerks	\$ 154.35
International Code Council	\$ 152.25
Treasure Valley Partnership	\$ 915.60
Valley Regional Transit (Seat at the table)	\$ 7,377.30
Boise Metro Chamber of Commerce	\$ 997.50
Star Chamber of Commerce	\$ 157.50

Idaho Nursery Association	\$ 78.75
Recreation Today (Playgroud Inspections)	\$ 630.00
Arbor Association	\$ 131.25
NORFMA	\$ 262.50
SW Idaho Business Alliance	\$ 47.25
Idaho Parks and Recreation Association	\$ 157.50

Committees

The City of Star has several active committees. These committees are staffed entirely with volunteers.

You may have recently participated in Star’s Hometown Celebration on July 4th. This fantastic event is organized entirely by volunteers from the Activities Committee (AC). We had a record turnout for the parade and record number of pies auctioned off at the Pie Auction benefiting the Star Senior Center. Additionally, the AC hosts the Summer Concert Series at the Riverhouse, Movie Night at Blake Haven, Trunk or Treat, Christmas at the Riverhouse, and two new events for this year, the Veteran’s Day Potato Feed, and a New Year’s Eve Celebration. They raised nearly \$75,000 in donations to make these events possible for our community.

The Parks, Art & Beautification Committee is very active in Star. You can often find them cleaning up areas of our city, planning art projects and looking for ways to beautify our wonderful city. They did a great job putting together the idea for the mural on the Star Senior Center. They are working on beautifying our traffic control boxes and adding seasonal banners to our State Street light poles.

The Transportation and Pathways Committee (TPC), works hand in hand with ACHD, ITD and CHD4. This committee has updated our transportation master plan, called the Economic Corridor Access Management Plan (ECAMP). Additionally the TPC has put together a master pathways plan which will be used by the upcoming impact fee committee for future capital improvement projects.

The Mayor’s Youth Council attends many community events and works to raise funds for the Mayor’s Youth Scholarship Fund. These kids are learning to be future leaders in our community.

The Star Historical Committee is a newer committee. They have met several times, and are putting together an action plan. We have families that have lived in Star for many years, and this committee is working to get audio interviews to retain Star’s history. Their budget is a little higher than others as they will have to purchase items for historical document storage. It is important to recongize Star’s unique history for many generations to come.

The Impact Fee Committee will regroup this fall to review all of our capital improvement plans and update it with new fees associated with the Star Parks Impact Fee. Below are the proposed budgets for each of these committees.

Transportation	\$ 2,000.00
Beautification and Pathways	\$ 24,900.00
Economic Development	\$ 2,000.00
Impact Fee Committee	\$ 2,000.00
Activities Committee	\$ 2,000.00
Mayors Youth Council	\$ 5,000.00
Historical Committee	\$ 5,000.00

Building Expenses and Land Use Bonds

The city contracts with four building inspectors. We pay up to 60% of the fee to the building officials and keep the remaining as income for the city. The large growth we are currently seeing in the valley has created an increase in the revenue generated. We increased the expected amount of these expenses this buget year. We are looking at the option of bringing the building official in-house this upcoming fiscal year. 60% of these fees are pass through, the remaining 40% is income. The Planning and Zoning department has requested and received approved from the city council to increase fees in June 2022. We are keeping these expenses the same as last year with the belief that we will have an economic slow down due to higher interest rates and inflation.

Building Inspector	\$ 725,857.80
Electrical Inspector	\$ 94,111.20
Plumbing Inspector	\$ 94,111.20
Mechanical Inspector	\$ 94,111.20

Land use bonds are pass through expenses paid back to developers. Very rarely would these bonds need to be cashed to completed a project. Once our city engineer signs off on the plat noting completion, these bonds get returned to the owner.

Land Use Bonds	\$ 200,000.00
----------------	---------------

Impact Fees and Proportional Share

The impact fees and proportionate share are pass through expenses. Each month we send the total amount collected to ACHD and Star Fire respectively. The funds collected for ACHD can only be used for specific project improvements as identified in ACHD’s Capital Improvement Plan. Many of the upcoming projects can be viewed on ACHD’s five year integrated work plan, located at the following link:

<https://www.achdidaho.org/Departments/PlansProjects/IFYWP.aspx>

Currently, we have over \$2,500,000 in the Star Park Impact fee account. This money will be used on the city’s capital improvement projects in our parks system. As a city we must use these fees within eight years or they must be paid back to the builders.

CHD4 is a new impact fee approved by the City Council in December 2021. These impact fees will go towards CHD4’s capital improvement plan and improve roadways in Canyon County within Star’s growth area.

As we collect ITD’s proportion share, we will hold these funds in a separate savings account to be used on highway improvements on one of the three state highways in Star. This is a great program for our city and will result in much needed highway improvements and better traffic flow. We will see in the 2022/2023 fiscal year the improvements to five lanes on Highway 44 from Can Ada Road to Star Road.

Star Fire Impact fees are passed through to the district once each month less the \$20.00 processing fee. Star Fire has plans to use this money to build a new station on Floating Feather Road.

ACHD Impact	\$ 1,800,000.00
Star Fire Impact	\$ 394,500.00
ITD Proportionate Share	\$ 3,000,000.00
CHD4	\$ 252,500.00

Sports and Recreation

There are several expenses associated with the various sports and recreation programs the city offers. Our Recreation team does a great job working to control costs. The goal is to have the registration fees pay for 100% of expenses.

The recreation program hosts roughly 1,600 people in both classes and camps. Over 20 different summer camps were offered this year including Fit and Fall, Yoga, Tai Chi, Pilates, Art Classes, and various education classes including CPR, Master Gardners and cooking classes. With the addition of a new employee, the city was able to offer many very popular summer camps for kids to include baking, reptile, water sports, etc. We will continue to grow these programs and develop new ones.

The City of Star provides sports programs to approximately 1,400 participants every year. Sporting programs include: soccer, baseball, softball, football, la crosse, and more.

Expenses associated with both of these programs include, equipment, fields, restrooms, coaches, referees, uniforms, league fees, and instructors.

We would like to improve the overall experience of the citizens participating in these programs and provide solid data to staff regarding these programs. We have had issues finding a good solid program for this better experience, however, we will continue to search for this by talking with the various city programs in our region

Sporting Expenses	\$ 57,000.00
Recreation Expenses	\$ 84,000.00

Planning

The South of the River Plan and Architectural Overlay for the Central Business District are two planning documents which were adopted in fiscal year 2021/2022. Planning is an essential function for the City of Star. However, in fiscal year 2022/2023 we will not be working on a specific area plan. The city just approved a new comprehensive plan and map along with a new city code that reduced densities in Star. Additionally, with the ongoing litigation with the City of Middleton in the Canyon County area, it would not be fiscally responsible to put any plans in place until we have resolution. Thus these two areas that we budget for in the prior fiscal year will not have monies applied to them.

West Star Plan Land Use Planning	\$ 0.00
Transportation Plan	\$ 0.00

Buildings and Grounds

The budget for the Building and Grounds section remain relatively unchanged for the 2022/2023 fiscal year, except for the areas where fuel and fertilizer are needed. We have increased the budget for fuel, fertilizer, field paint and trash receptacles. We have reduced the budget for hand tools by half. The Building and Maintenance crew will add one additional staff member this coming budget year.

As vandalism increases there is an increased need for staff to repair the damage. The city has been very proactive this past year by placing cameras in our city parks to catch some of the vandals. It has been successful and our police have resolved many of the issues.

Star's original City Hall (the green building next to the current City Hall), is owned by the City of Star. In fiscal year 2021/2022 we budgeted \$50,000.00 to improve the roof, windows and paint. Very excited to say we were \$10,000.00 under budget in this endeavor thus this line item will be zeroed out.

Buildings	\$ 48,250.00
Grounds	\$ 62,250.00
Equipment	\$ 17,100.00
Tools	\$ 13,000.00
Repair	\$ 39,250.00
Uniform	\$ 1,950.00
Landscaping	\$ 39,000.00

Capital

In 2021/2022, the city was able to improve its systems with the purchase and conversion with the Blackmountain software and the municode system. Additionally, with the opening of Waggin Tails Dog Park, the city purchased an additional mower to maintain the park. In 2022/2023, the city will have a moderate budget for Capital and Equipment in case a need arises during the year. We have seen a

need for improvements to the aging heating and cooling system at City Hall and will most likely utilize these funds for the improvements. A contractor has been assessing our heating and cooling systems and will have a estimate in late August.

Equipment	\$ 10,000.00
General/Buildings	\$ 20,000.00

Closing

We have created a great community, and others with similar values want to be part of it. I believe what gives Star its hometown feel is not how small it stays, or how big it grows; it’s the people that give Star its character.

As we continue to work to improve our city, expand our open space, develop additional parks, put planning documents in place, work with agencies to assure we are getting max value from them and the development community, we hope to create a community the is the envy of the Treasure Valley. Thank you for taking the time to read this and being part of our wonderful city.

Exhibit 9: City of Star 2022/2023 Expenses

City of Star EXPENSE			
Acct #	Item	2021/2022 Final Budget	2022/2023 Budget Proposal
411	Executive		
411.10	Mayor	\$ 85,000.00	\$ 85,000.00
411.20	Council	\$ 57,600.00	\$ 57,600.00
411.30	Administrative Assistant	\$ 46,275.84	\$ -
412	Clerks		
412.10	City Clerk/Treasurer	\$ 85,000.00	\$ 92,956.23
412.20	Deputy Clerk	\$ 57,600.00	\$ 52,784.51
412.30	Deputy Clerk	\$ -	\$ 42,723.20
412.40	Added Deputy Clerk	\$ -	\$ 44,000.00
412.50	Public Information Officer	\$ 46,275.84	\$ 64,084.80
412.60	Part Time Help	\$ -	\$ -
413	Planning & Zoning		
413.10	Zoning Administrator/Planner	\$ 89,074.00	\$ 99,206.97
412.20	Planner II/Code Enforcement	\$ 64,800.00	\$ 70,476.03
413.30	Building Clerk	\$ 41,658.26	\$ 45,307.95
413.40	Building Clerk II	\$ 40,435.20	\$ 43,983.53
413.50	City Engineer (Cost Share with SSWD)	\$ -	\$ 62,500.00
413.60	Planning & Zoning Admin/Assitant	\$ -	\$ 47,525.29
413.70	Part Time Help	\$ -	\$ -
413.80	Code Enforcement	\$ -	\$ -
414	Recreation		
414.10	Sports and Recreation Admin	\$ 32,480.00	\$ 45,243.87
414.20	Sports Coordinator	\$ 54,385.34	\$ 59,171.63
414.30	Sports Assistant	\$ 15,000.00	\$ 15,000.00
414.40	Recreation Coordinator	\$ 58,878.14	\$ 64,226.94
414.50	Recreation Assistant	\$ 15,000.00	\$ 15,000.00
415	Bldg & Grounds Mtnc.		
415.10	B&G Superintendent	\$ 52,000.00	\$ 55,000.00
415.20	B&G Employees 1	\$ 41,356.22	\$ 44,987.32
415.40	B&G Employee 2	\$ 40,502.59	\$ 44,047.62
415.50	B&G Employee 3	\$ 36,640.00	\$ 41,548.31
415.60	B&G Employee 4	\$ -	\$ 44,000.00
415.70	Custodial Services Employee	\$ -	\$ 39,606.54
415.80	Seasonal Help	\$ 20,000.00	\$ 20,000.00
416	Employee Costs		
416.10	FICA/Medicare	\$ 65,741.78	\$ 72,315.96
416.20	Workman's Comp	\$ 25,253.82	\$ 27,779.20
416.30	Public Retirement	\$ 113,745.79	\$ 125,120.37
416.40	Health Insurance	\$ 229,200.00	\$ 288,288.00
416.50	HR Adjustments	\$ -	\$ 44,895.00
416.60	Training	\$ 2,500.00	\$ 2,500.00
416.70	Travel & Per Diem	\$ 3,000.00	\$ 3,000.00
418	Bank Service Charge	\$ 500.00	\$ 500.00
419	Grant Expense	\$ 1,205,576.00	\$ 200,000.00

Acct #	Item	2021/2022 Final Budget	2022/2023 Budget Proposal
420	Legal		
420.10	City Attorney	\$ 45,000.00	\$ 48,000.00
420.20	Outside Legal Fees	\$ 45,000.00	\$ 45,000.00
420.30	Ada County Prosecuting Attorney	\$ 30,900.00	\$ 32,445.00
420.40	Canyon County Prosecuting Attorney	\$ 15,000.00	\$ 15,750.00
421	Student Scholarships	\$ 25,000.00	\$ 25,000.00
422	General Office		
422.10	Supplies	\$ 22,500.00	\$ 25,000.00
422.20	Postage & Supplies	\$ 6,000.00	\$ 5,000.00
422.30	Promotions	\$ 5,000.00	\$ 5,000.00
422.40	Advertising-Publications	\$ 7,000.00	\$ 7,000.00
422.50	Resource Material	\$ 4,000.00	\$ 4,000.00
422.60	Notary Bonds	\$ 240.00	\$ 240.00
422.70	Safety Deposit Box	\$ 100.00	\$ 100.00
423	Events		
423.10	Hometown Celebration	\$ 45,000.00	\$ 45,000.00
423.20	Misc Events	\$ 5,000.00	\$ 5,000.00
424	Insurance (ICRMP)	\$ 12,000.00	\$ 12,600.00
425	Subscriptions & Fees		
425.10	Archive Social	\$ 2,507.40	\$ 2,632.77
425.20	Muniweb (changed from GovOffice)	\$ 5,465.25	\$ 5,800.00
425.30	American Legal (Sterling Codifiers)	\$ 10,500.00	\$ -
425.40	Idaho Codes (Mathew Bender)	\$ 630.00	\$ -
425.50	Mtn. Alarm	\$ 819.00	\$ 859.95
425.60	Office 365	\$ 6,300.00	\$ 6,615.00
425.70	Dude Solutions	\$ 6,510.00	\$ 6,835.00
425.80	Elevator	\$ 950.25	\$ 997.76
425.90	Terminex	\$ 504.00	\$ 529.20
425.100	Vanguard Cleaning	\$ 8,925.00	\$ -
425.110	Xerox	\$ 9,450.00	\$ 9,922.50
425.120	Western (Changed from AirCare)	\$ 6,300.00	\$ 6,615.00
425.130	Neurolink Support	\$ 1,575.00	\$ 1,653.75
425.140	Zoom Licensing	\$ 2,070.60	\$ 2,174.13
425.150	Misc Software	\$ -	\$ 3,000.00
425.160	Adobe Acrobat/BlueBeam	\$ -	\$ 3,000.00
425.170	Black Mountain	\$ -	\$ 14,933.00
426	Professional Services		
426.10	Pub. Info	\$ -	\$ -
426.20	Keller Associates	\$ 85,000.00	\$ 10,000.00
426.30	IT	\$ 20,000.00	\$ 20,000.00
426.40	Transportation	\$ 3,000.00	\$ 3,000.00
426.50	SPF Water	\$ -	\$ -
426.60	Audit	\$ 6,000.00	\$ 7,500.00
427	Professional Dues		
427.10	Western Alliance- City of Greenleaf - EDC	\$ 9,000.00	\$ -
427.20	Ada County Emerg. Mg	\$ 4,422.00	\$ 4,643.10

Acct #	Item	2021/2022 Final Budget	2022/2023 Budget Proposal
427.30	Assoc. of ID Cities	\$ 4,800.00	\$ 5,040.00
427.40	BVEP	\$ 1,050.00	\$ 1,102.50
427.50	COMPASS	\$ 5,490.45	\$ 5,764.97
427.60	AIC - Clerks	\$ 147.00	\$ 154.35
427.70	American Planning	\$ 470.00	\$ -
427.80	Intn'l Code Council	\$ 145.00	\$ 152.25
427.90	TV Partners	\$ 872.00	\$ 915.60
427.100	Valley Reg. Transit	\$ 7,026.00	\$ 7,377.30
427.110	Boise Chamber	\$ 950.00	\$ 997.50
427.120	Star Chamber	\$ 150.00	\$ 157.50
427.130	Idaho Nursery Assn.	\$ 75.00	\$ 78.75
427.140	Recreation Today	\$ 600.00	\$ 630.00
427.150	Arbor Assn.	\$ 125.00	\$ 131.25
427.160	NORFMA	\$ 250.00	\$ 262.50
427.170	SW Idaho Business Alliance	\$ 45.00	\$ 47.25
427.180	Idaho Parks and Recreation Association	\$ 150.00	\$ 157.50
428	PR/Marketing		
428.10	Marketing	\$ -	\$ -
428.20	Public Relations	\$ 5,000.00	\$ 5,000.00
429	Committees		
429.10	Transportation	\$ 2,000.00	\$ 2,000.00
429.20	Beautification & Pathway	\$ 2,000.00	\$ 24,900.00
429.30	Economic Development	\$ 2,000.00	\$ 2,000.00
429.40	Impact Fee Committee	\$ 2,000.00	\$ 2,000.00
429.50	Activities	\$ 2,000.00	\$ 2,000.00
429.60	Mayors Youth Council	\$ 2,000.00	\$ 5,000.00
429.70	Historical Committee	\$ 5,000.00	\$ 5,000.00
430	Utilities		
430.10	Telephone	\$ 16,000.00	\$ 16,800.00
430.20	Waste Management	\$ 5,000.00	\$ 5,250.00
430.30	Power	\$ 25,000.00	\$ 26,250.00
430.40	Streetlights	\$ 1,000.00	\$ 30,000.00
430.50	Natural Gas	\$ 3,500.00	\$ 3,675.00
430.60	Irrigation Shares	\$ 3,250.00	\$ 3,413.02
430.70	Sewer & Water	\$ -	\$ -
430.80	Fiber	\$ 15,000.00	\$ 15,750.00
431	Impact Fee/Prop. Share		
431.10	ACHD	\$ 1,716,500.00	\$ 1,800,000.00
431.20	Star Fire Dept.	\$ 394,500.00	\$ 394,500.00
431.30	ITD	\$ 1,000,000.00	\$ 3,000,000.00
431.40	CHD4	\$ 50,000.00	\$ 252,500.00
432	Building Expenses		
432.10	Building Inspector	\$ 725,857.80	\$ 725,857.80
432.20	Electrical Inspector	\$ 94,111.20	\$ 94,111.20
432.30	Plumbing Inspector	\$ 94,111.20	\$ 94,111.20
432.40	Mechanical Inspector	\$ 94,111.20	\$ 94,111.20

Acct #	Item	2021/2022 Final Budget	2022/2023 Budget Proposal
433	Land Use-Bond Returns	\$ 200,000.00	\$ 200,000.00
434-435	Recreation		
434	Sports		
434.10	Equipment	\$ 5,000.00	\$ 5,000.00
434.20	Fields & Restrooms	\$ 400.00	\$ 2,000.00
434.30	Idaho Sales Tax	\$ 930.00	\$ -
434.40	Coaches	\$ 8,000.00	\$ 10,000.00
434.50	Referees	\$ 14,000.00	\$ 14,000.00
434.60	Promotions	\$ 1,000.00	\$ 1,000.00
434.70	Refunds	\$ 500.00	\$ 1,000.00
434.80	Uniforms	\$ 18,000.00	\$ 15,000.00
434.90	League Fees	\$ 2,000.00	\$ 1,000.00
434.100	Rentals	\$ 1,000.00	\$ 1,000.00
434.120	Staff Training	\$ 2,000.00	\$ 5,000.00
434.130	Professional Dues	\$ 250.00	\$ 500.00
434.140	Recreation Software	\$ 3,540.00	\$ 1,500.00
434.150	Miscellaneous	\$ 750.00	\$ -
435	Classes & Activities		
435.10	Equipment	\$ 500.00	\$ 1,000.00
435.20	Idaho Sales Tax	\$ 750.00	\$ -
435.30	Instructors/Counselors	\$ 18,000.00	\$ 38,000.00
435.40	Promotions	\$ 2,750.00	\$ 2,750.00
435.50	Refunds	\$ 1,200.00	\$ 1,000.00
435.60	Miscellaneous (Equip, supplies)	\$ 750.00	\$ 6,000.00
435.70	Training	\$ -	\$ 2,000.00
435.80	Rentals (Equipment, Storage, Buildings)	\$ 480.00	\$ 33,250.00
436	Parks Development		
436.10	Blake Haven Park	\$ 75,000.00	\$ 150,000.00
436.20	Hunters Creek Park	\$ 250,000.00	\$ 100,000.00
436.30	Westpointe Park	\$ -	\$ -
436.40	River Walk	\$ -	\$ -
436.50	960 S. Main Park	\$ 1,575,000.00	\$ 1,200,000.00
436.60	Pavilion Park	\$ 700,000.00	\$ 1,000,000.00
436.70	Trident Ridge Park	\$ 50,000.00	\$ -
436.80	Roselands Park	\$ -	\$ -
437	Plans		
437.10	(West Star Plan) Land Use Planning	\$ 50,000.00	\$ -
437.20	Transportation Planning	\$ 37,232.47	\$ -
438	Buildings & Grounds		
438.1	Buildings		
438.11	Wood Surface Rep/Mtn	\$ 5,000.00	\$ 5,000.00
438.12	Carpet/Floor Cleaning	\$ 2,000.00	\$ 2,000.00
438.13	Rpr/Mtn City Hall Ext.	\$ 4,000.00	\$ 4,000.00
438.14	Janitorial Supplies	\$ 6,000.00	\$ 6,000.00
438.15	Plumbing Rpr/Mtn.	\$ 10,000.00	\$ 10,000.00
438.16	Building Rpr/Mtn.	\$ 10,000.00	\$ 10,000.00

Acct #	Item	2021/2022 Final Budget	2022/2023 Budget Proposal
438.17	Electrical Rpr/Mtn.	\$ 10,000.00	\$ 10,000.00
438.18	Locksmith & Keys	\$ 1,000.00	\$ 1,000.00
438.19	Backflow Annual Inspec.	\$ 250.00	\$ 250.00
438.195	Old Star City Hall	\$ 50,000.00	\$ -
438.2	Grounds		
438.21	Fertilizer/Seed/Spray	\$ 18,500.00	\$ 25,000.00
438.22	Paint for Sports Field	\$ 1,500.00	\$ 5,000.00
438.23	Trash Recptacle	\$ 2,500.00	\$ 10,000.00
438.24	Cement Curb/trash base	\$ 2,500.00	\$ 2,500.00
438.25	Parking Lot Mtn.	\$ 1,380.00	\$ 2,500.00
438.26	Irrigation Mtn/Eng Rpr	\$ 12,500.00	\$ 12,500.00
438.27	Fence Posts/Hardware	\$ 1,000.00	\$ 1,000.00
438.28	Porta Potties	\$ 4,000.00	\$ 4,000.00
438.3	Equipment		
438.31	Fuel	\$ 7,500.00	\$ 10,000.00
438.32	Diesel/Mtn. Items	\$ 2,000.00	\$ 2,500.00
438.33	Tires & Repair	\$ 2,000.00	\$ 2,500.00
438.34	Auto Parts/Mtn.	\$ 1,100.00	\$ 1,500.00
438.35	Fire Extinguisher	\$ 600.00	\$ 600.00
438.4	Tools		
438.41	Hand Tools	\$ 4,000.00	\$ 2,000.00
438.42	Park Inventory Software	\$ 2,000.00	\$ 2,000.00
438.43	Rental Equip.	\$ 5,000.00	\$ 5,000.00
438.44	Power Tools	\$ 4,000.00	\$ 4,000.00
438.5	Repair		
438.51	Vandalism Repair	\$ 5,000.00	\$ 8,000.00
438.52	Mower Repair	\$ 2,000.00	\$ 2,500.00
438.53	Flag Rpr/Mtn.	\$ 2,500.00	\$ 3,000.00
438.54	Pump Rpr/Mtn.	\$ 6,000.00	\$ 8,000.00
438.55	Nuts/Bolts/Screws	\$ 250.00	\$ 250.00
438.56	Bldg Materials	\$ 5,000.00	\$ 5,000.00
438.57	LOF/Mtn.	\$ 5,000.00	\$ 6,500.00
438.58	Painter Rpr/Parts	\$ 1,000.00	\$ 1,000.00
438.59	Playground Rpr/Mtn.	\$ 3,000.00	\$ 5,000.00
438.6	Uniform		
438.61	Mtn Uniforms	\$ 450.00	\$ 450.00
438.62	Safety Apparel	\$ 750.00	\$ 750.00
438.63	Safety Supplies	\$ 750.00	\$ 750.00
438.7	Landscaping		
438.71	Trees & Shrubs	\$ 12,000.00	\$ 15,000.00
438.72	Landfill Fees	\$ 1,000.00	\$ 2,000.00
438.73	Gravel for Trail @ HC	\$ 1,500.00	\$ 2,000.00
438.74	Wood Bark	\$ 8,000.00	\$ 9,000.00
438.75	Top Soil	\$ 3,000.00	\$ 4,000.00
438.76	Perma Bark	\$ 1,500.00	\$ 2,000.00
438.77	Playground Bark	\$ 3,000.00	\$ 4,000.00

Acct #	Item	2021/2022 Final Budget	2022/2023 Budget Proposal
438.78	Gravel for RW/Shop	\$ 2,000.00	\$ 1,000.00
439	Animal Control	\$ 16,800.00	\$ 16,800.00
440	Law Enforcement	\$ 1,518,780.41	\$ 1,752,845.66
441	Miscellaneous		
441.10	Miscellaneous	\$ 1,000.00	\$ 1,000.00
441.20	Arpa Funds Use	\$ -	\$ 500,000.00
441.30	COVID 19	\$ -	\$ -
442	Transfer to Park Fund	\$ -	\$ -
443	Capital		
443.10	Buildings	\$ -	\$ 20,000.00
443.20	Equipment	\$ 12,000.00	\$ 10,000.00
443.30	General	\$ 45,549.59	\$ -
444	Signs	\$ 5,000.00	\$ 5,000.00
445	Streetlight Rpr/Mtnc.	\$ 5,000.00	\$ 5,000.00
446	Interfund Transfer	\$ 400,000.00	\$ -
447	Transfer to General Fund	\$ -	\$ -
Expense Totals		\$ 12,622,626.64	\$ 14,396,119.73
Mandatory Expenses		\$ 3,657,924.93	
Pass-Thru Expenses		\$ 4,555,191.40	