



TOWN OF SOUTHERN SHORES
TOWN COUNCIL WORKSHOP MEETING

5375 N. Virginia Dare Trail, Southern Shores, NC 27949

Phone 252-261-2394 / Fax 252-255-0876

www.southernshores-nc.gov

PITTS CENTER

Tuesday, October 19, 2021 at 9:00 AM

AGENDA

Call to Order

Pledge of Allegiance

Moment of Silence

Amendments to / Approval of Agenda

General Public Comment (Limit: 3 minutes per speaker.)

Business Items

1. Continued Discussion & Analysis- SEPI Pavement Condition Study & CIP

Council Comments

Adjourn



AGENDA ITEM SUMMARY

Item # 1

MEETING DATE: October 19, 2021

ITEM TITLE: Continued Discussion & Analysis- SEPI Pavement Condition Study & CIP

ITEM SUMMARY:

The Town Council authorized a Pavement Condition Survey and Capital Improvement Plan which has been finalized and presented to the Council at its October 5 meeting. This plan outlined two options. The Council requested a third option and Town staff has prepared a potential 4th option. These options are described below.

Option 1 – approximately \$675,000 spent yearly on pavement maintenance improving the system from approximately 27% good/excellent condition to 53% good/excellent.

Option 2 – approximately \$1,000,000 spent yearly improving the system to 99% good/excellent.

Option 3 – approximately \$800,000 spent yearly improving the system. This option would include an additional \$200,000 for construction contingency.

Option 4 – approximately \$1,000,000 spent yearly, including \$675,000 on pavement maintenance and \$400,000 on defined construction projects.

The Town recognizes that its streets are one of its greatest assets and infrastructure responsibilities. Present practice is to fully rebuild streets when construction takes place. A schedule of street construction has been prioritized by the Capital Infrastructure Improvement Committee and recommend to the Town Council. The most recent Plan was adopted by the Town Council on July 9, 2019. This plan fully rebuilds short sections of a road at a time. One reason for seeking a qualified firm to perform a Pavement Condition Survey and Capital Improvement Plan for Maintenance and Repair Treatment Recommendations was to ensure that the Town is effectively and efficiently making budget decisions. One main goal of this study is to be able to have valuable information to make decisions based on a comprehensive system wide approach in order to improve more street miles in a shorter time period.

STAFF RECOMMENDATION:

It is staff's expectation that, barring any unforeseen issues, that Option 3 will be the preferred option. This plan, as envisioned, recognizes the need to spread the maintenance and repair dollars along a greater portion of the Town's streets while still reserving funding to address construction needs or build in a Capital Reserve Street Fund. The funding for construction needs could be based on known needs or funded as we become aware of issues discovered through the maintenance work. We might

allocate funding to widen a portion of a street as it is receiving maintenance, or we might use these funds as a contingency if we discover the need for additional fill material while out in the field.

Option 1 does not budget enough money annually to address and improve the present condition of the street system and results in more miles of streets falling into poor and failed conditions.

Option 2 will result in a significant improvement of the street system in a short period of time, but it does not leave funding for street conditions that need a more aggressive construction approach.

Option 3 is based on an annual budget of \$800k/yr. This option falls in between Options 1 and 2 previously presented with some changes to the types of treatments and timing of rehabilitation work.

1. This plan still uses patching heavily in the first 4 years.
2. All category A roads were brought up to at least a level of good serviceability by the conclusion of the plan. This was a priority in the logic and was not accomplished by patching only.
3. There is a slight departure from previous plans in year 2022 with more heavy rehab on the category A roads to get them squared away early and in good shape.
4. This plan touches 47 miles of road and improves the system to 73% good/excellent, 27% Fair.
5. This plan eliminates the poor roads late in the plan as compared to the previous Option 1.

Option 4 is a hybrid approach that addresses both street maintenance and construction needs but continues the present practice of full depth rebuilds, therefore limiting the amount of street miles addressed yearly. Staff was able to make adjustments to Option 1 by strategically moving maintenance items to coincide with construction projects in the same year. Those projects were identified on the CIIP Priority list adopted by Town Council in July of 2019.

REQUESTED ACTION:

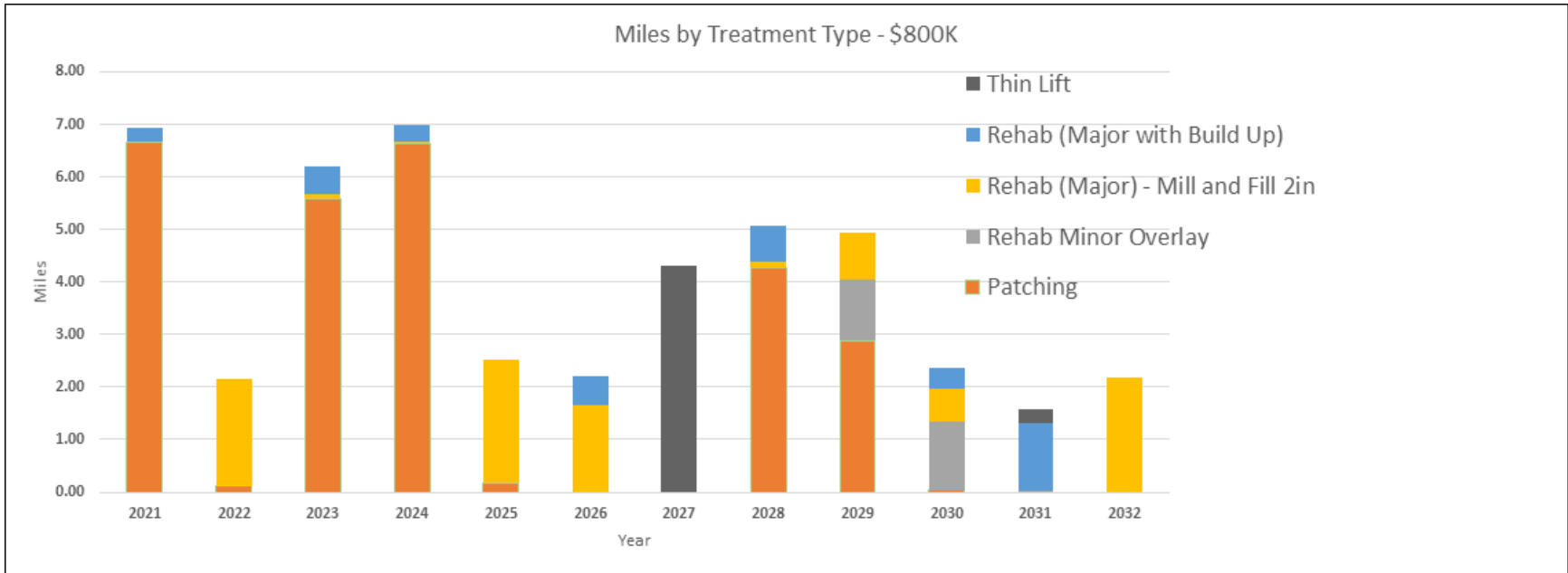
Town Staff request that the Town Council give direction and approval of one of the four options listed above.

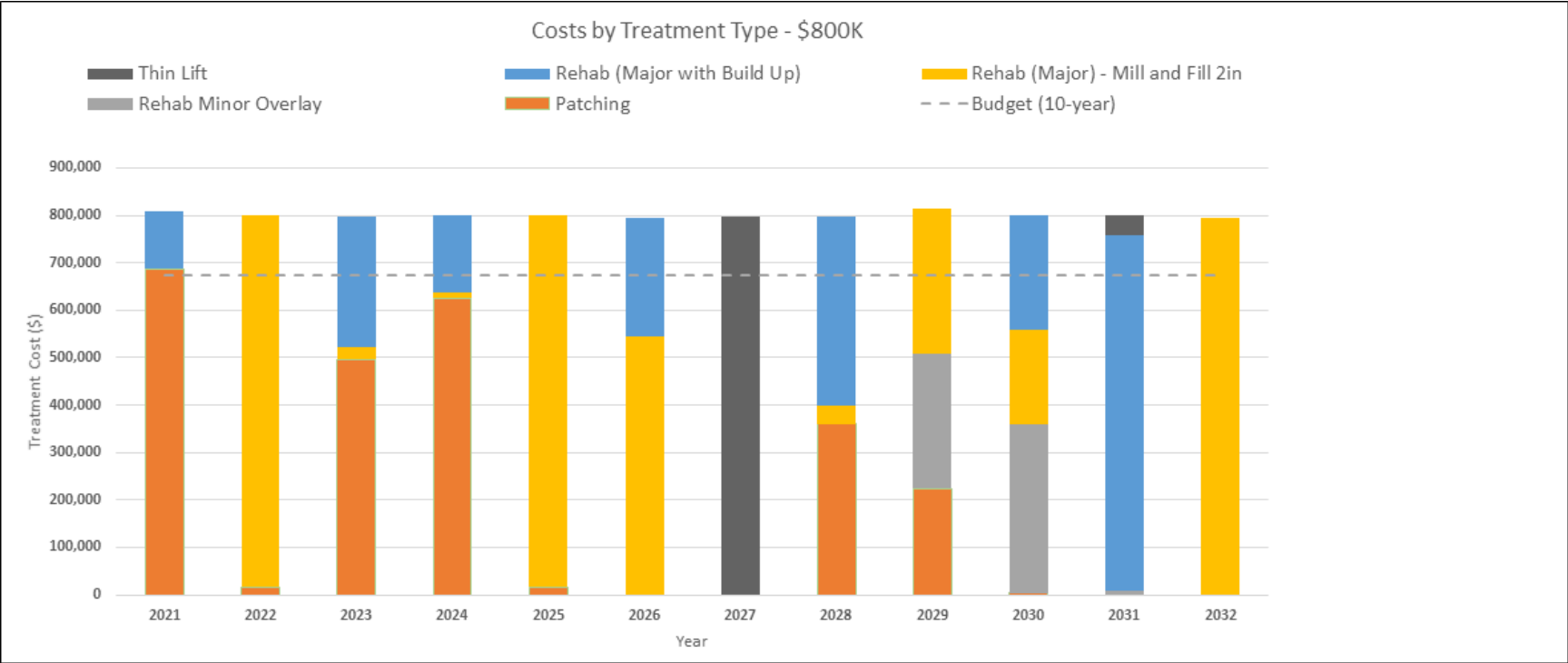
ATTACHMENTS:

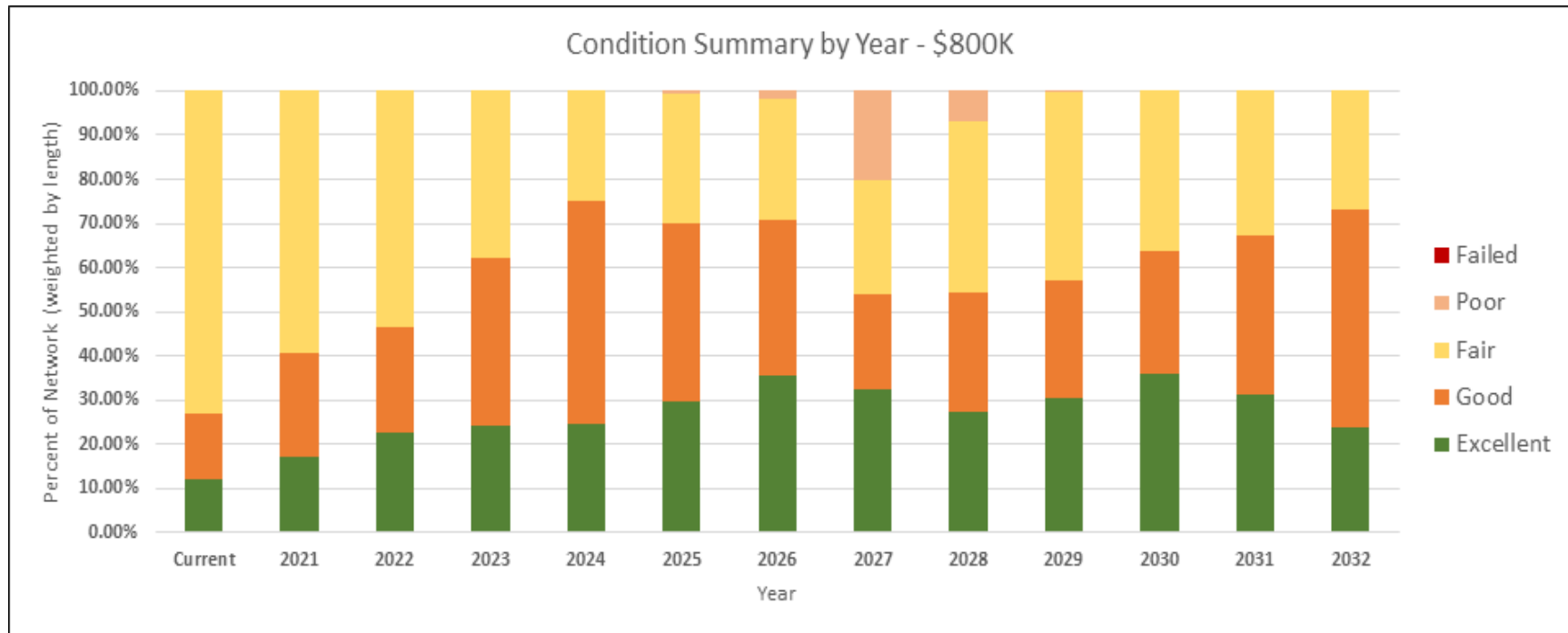
Option 3 – Additional SEPI Analysis for Pavement Maintenance
“\$800,000 pavement maintenance/\$200,000 construction contingency”

Option 4 – Staff hybrid plan
“\$675,000 pavement maintenance/\$400,000 defined construction projects”
This attachment consists of once Excel document with 13 sheets. Sheet one summarizes the work done in each year from 2021-2032 with an additional sheet for each of these years. Staff took the SEPI Option 1 and added construction work to each year. By doing so, some of the maintenance that SEPI identified was moved to later years. Staff’s edits are indicated with red type.

Options 1 and 2 can be found in the previously presented SEPI report as part of the Town Council’s October 5 agenda packet, or at -
<https://www.southernshores-nc.gov/wp-content/uploads/2021/10/Southern-Shores-PCS-CIP-Final-Report-v2.pdf>







Town of Southern Shores

Year 2021 Treatment - Budget \$800,000


Item 1.



Legend

Treatment (2021)

 Patching

 Rehab (Major with Build Up)

Currituck Sound

Atlantic Ocean

0 0.25 0.5 0.75 1 Miles

Town of Southern Shores

Year 2022 Treatment - Budget \$800,000

Item 1.



Legend

Treatment (2022)

- Patching
- Rehab (Major) - Mill and Fill 2in

Currituck Sound

Atlantic Ocean

0 0.25 0.5 0.75 1 Miles

Town of Southern Shores

Year 2023 Treatment - Budget \$800,000

Item 1.



Legend

Treatment (2023)

- Patching
- Rehab (Major) - Mill and Fill 2in
- Rehab (Major with Build Up)

Currituck Sound

Atlantic Ocean

0 0.25 0.5 0.75 1 Miles

Town of Southern Shores

Year 2024 Treatment - Budget \$800,000

Item 1.



Legend

Treatment (2024)

- Patching
- Rehab (Major) - Mill and Fill 2in
- Rehab (Major with Build Up)

Currituck Sound

Atlantic Ocean

0 0.25 0.5 0.75 1 Miles

Town of Southern Shores

Year 2025 Treatment - Budget \$800,000

Item 1.



Legend

Treatment (2025)

- Patching
- Rehab (Major) - Mill and Fill 2in

Currituck Sound

Atlantic Ocean

0 0.25 0.5 0.75 1 Miles

Town of Southern Shores

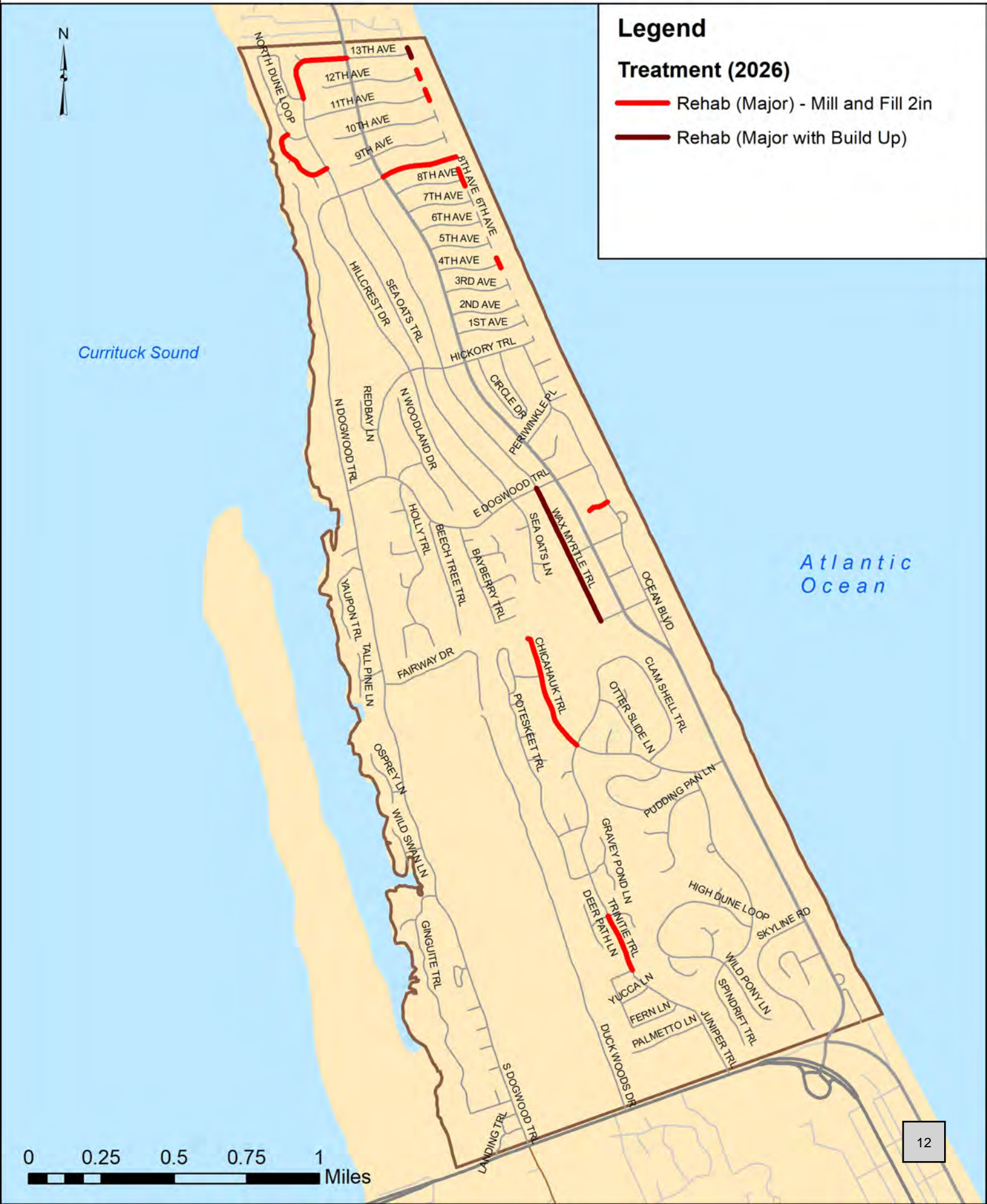
Year 2026 Treatment - Budget \$800,000

Item 1.

Legend

Treatment (2026)

- Rehab (Major) - Mill and Fill 2in
- Rehab (Major with Build Up)



Town of Southern Shores

Year 2027 Treatment - Budget \$800,000

Item 1.



Currituck Sound

Atlantic Ocean

Legend

Treatment (2027)

Thin Lift

0 0.25 0.5 0.75 1 Miles

Town of Southern Shores

Year 2028 Treatment - Budget \$800,000

Item 1.



Legend

Treatment (2028)

- Patching
- Rehab (Major) - Mill and Fill 2in
- Rehab (Major with Build Up)

Currituck Sound

Atlantic Ocean

0 0.25 0.5 0.75 1 Miles

Town of Southern Shores

Year 2029 Treatment - Budget \$800,000

Item 1.



Legend

Treatment (2029)

- Patching
- Rehab Minor Overlay
- Rehab (Major) - Mill and Fill 2in

Currituck Sound

Atlantic Ocean

0 0.25 0.5 0.75 1 Miles

Town of Southern Shores

Year 2030 Treatment - Budget \$800,000

Item 1.



Currituck Sound

Atlantic Ocean

Legend

Treatment (2030)

- Patching
- Rehab Minor Overlay
- Rehab (Major) - Mill and Fill 2in
- Rehab (Major with Build Up)

0 0.25 0.5 0.75 1 Miles

Town of Southern Shores

Year 2031 Treatment - Budget \$800,000

Item 1.



Currituck Sound

Atlantic Ocean

Legend

Treatment (2031)

- Thin Lift
- Rehab Minor Overlay
- Rehab (Major with Build Up)


0 0.25 0.5 0.75 1 Miles

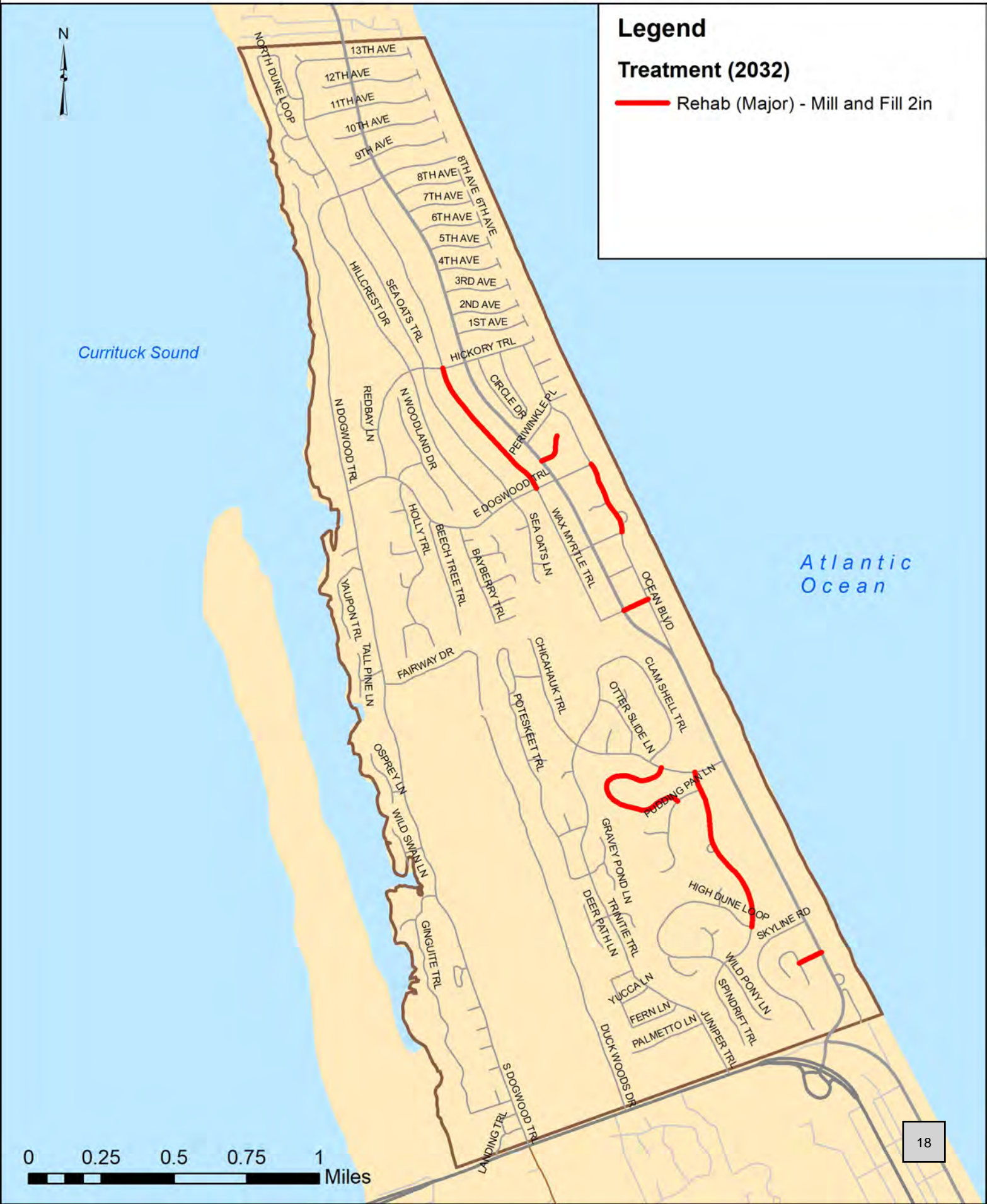
Town of Southern Shores Year 2032 Treatment - Budget \$800,000

Item 1.

Legend

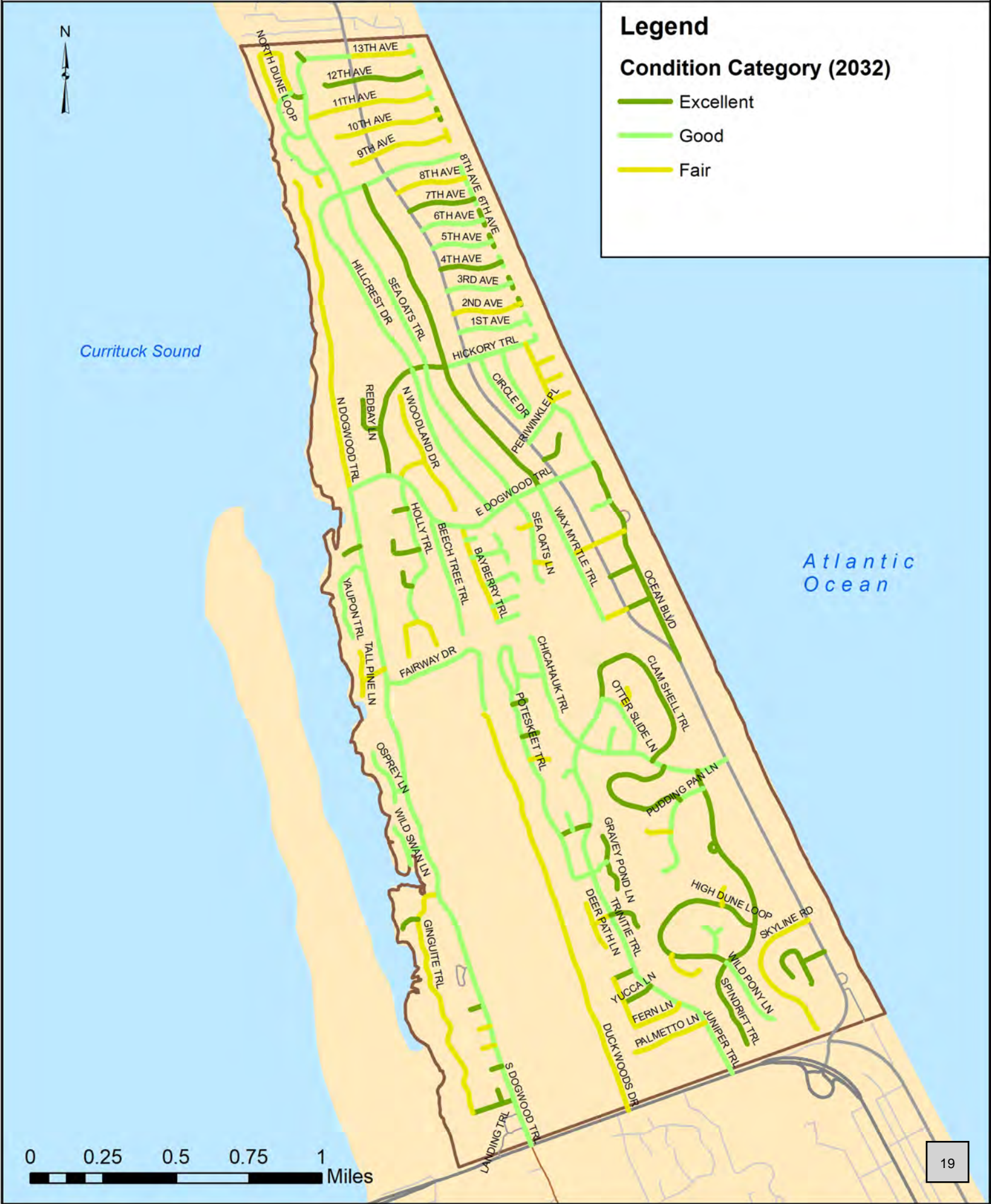
Treatment (2032)

 Rehab (Major) - Mill and Fill 2in



Town of Southern Shores
Year 2032 Conditions - Budget \$800,000

Item 1.



YEAR 2021 Option \$800,000						
SectionID	Street Name	BEG_DESC	END_DESC	Treatment (2021)	Cost 2021	Class
65	HICKORY TRL	NC 12	DEAD END	Rehab (Major with Build Up)	\$121,423	A
51	HILLCREST DR	SEA OATS TRL	HICKORY TRL	Patching	\$97,367	A
128	TRINITIE TRL	CHICAHAIK TRL	EAGLES NEST LN	Patching	\$55,332	A
90	HILLCREST DR	HICKORY TRL	E DOGWOOD TRL	Patching	\$51,494	A
153	S DOGWOOD TRL	GINGUITE TRL	TEAL CT	Patching	\$12,233	A
26	SEA OATS TRL	SOUNDVIEW TRL	NC 12	Patching	\$25,932	A
111	S DOGWOOD TRL	YAUPON TRL	FAIRWAY DR	Patching	\$53,383	A
130	S DOGWOOD TRL	FAIRWAY DR	GINGUITE TRL	Patching	\$106,851	A
95	S DOGWOOD TRL	E DOGWOOD TRL	YAUPON TRL	Patching	\$7,782	A
11	HAPPY INDIAN LN	HIGH DUNE LOOP	DEAD END	Patching	\$3,592	B
33	SOUNDVIEW TRL	SEA OATS TRL	NORTH DUNE LOOP	Patching	\$22,737	B
54	6TH AVE	NC 12	6TH AVE	Patching	\$80,840	B
12	HIGH DUNE LOOP	SPINDRIFT TRL	SPINDRIFT TRL	Patching	\$60,981	B
58	4TH AVE	NC 12	4TH AVE	Patching	\$16,000	B
29	12TH AVE	NC 12	12TH AVE	Patching	\$18,784	B
53	6TH AVE	DEAD END	DEAD END	Patching	\$4,745	B
50	7TH AVE	NC 12	7TH AVE	Patching	\$18,244	B
121	FAIRWAY DR	S DOGWOOD TRL	EOM	Patching	\$13,635	B
142	GRAVEY POND LN	DEAD END	DEAD END	Patching	\$5,267	B
126	TURTLE POND CT	POTESKEET TRL	DEAD END	Patching	\$9,735	C
81	WOODLAND DR	E DOGWOOD TRL	N WOODLAND DR	Patching	\$16,065	C
92	MIZZENMAST LN	SEA OATS LN	DEAD END	Patching	\$6,578	C
					\$809,000	Yearly Total

Year 2022	Option \$800,000					
SectionID	Street Name	BEG_DESC	END_DESC	Treatment (2022)	Cost 2022	Class
71	HICKORY TRL	HILLCREST DR	WAX MYRTLE TRL	Patching	\$16,217	A
84	E DOGWOOD TRL	BAYBERRY TRL	WAX MYRTLE TRL	Rehab (Major) - Mill and Fill 2in	\$252,720	A
125	CHICHAUK TRL	CLAM SHELL TRL	SPINDRIFT TRL	Rehab (Major) - Mill and Fill 2in	\$178,176	A
38	SEA OATS TRL	SOUNDVIEW TRL	HILLCREST DR	Rehab (Major) - Mill and Fill 2in	\$121,987	A
64	1ST AVE	NC 12	1ST AVE	Rehab (Major) - Mill and Fill 2in	\$73,169	B
74	CIRCLE DR	HICKORY TRL	HICKORY TRL	Rehab (Major) - Mill and Fill 2in	\$156,673	B
					\$798,941	Yearly Total

Year 2023 Option \$800,000						
SectionID	Street Name	BEG_DESC	END_DESC	Treatment (2023)	Cost 2023	Class
69	HICKORY TRL	WAX MYRTLE TRL	NC 12	Rehab (Major with Build Up)	\$45,372	A
82	E DOGWOOD TRL	N DOGWOOD TRL	BAYBERRY TRL	Patching	\$14,233	A
86	SEA OATS TRL	HICKORY TRL	E DOGWOOD TRL	Patching	\$50,502	A
68	SEA OATS TRL	HILLCREST DR	HICKORY TRL	Patching	\$20,029	A
157	S DOGWOOD TRL	TEAL CT	CROATAN HWY	Patching	\$15,265	A
47	HILLCREST DR	SEA OATS TRL	NC 12	Patching	\$4,977	A
80	OCEAN BLVD	PERIWINKLE PL	E DOGWOOD TRL	Rehab (Major with Build Up)	\$123,808	B
77	PERIWINKLE PL	NC 12	OCEAN BLVD	Rehab (Major with Build Up)	\$85,882	B
63	1ST AVE	DEAD END	DEAD END	Rehab (Major with Build Up)	\$20,033	B
11	HAPPY INDIAN LN	HIGH DUNE LOOP	DEAD END	Patching	\$3,663	B
55	5TH AVE	DEAD END	DEAD END	Patching	\$3,771	B
60	3RD AVE	NC 12	3RD AVE	Patching	\$30,665	B
133	PUDDING PAN LN	SPINDRIFT TRL	DEAD END	Patching	\$33,769	B
127	CLAM SHELL TRL	CHICHAUK TRL	OTTER SLIDE LN	Patching	\$59,705	B
1	SEA OATS LN	E DOGWOOD TRL	DEAD END	Patching	\$28,163	B
59	3RD AVE	DEAD END	DEAD END	Patching	\$2,121	B
56	5TH AVE	NC 12	5TH AVE	Patching	\$28,348	B
33	SOUNDVIEW TRL	SEA OATS TRL	NORTH DUNE LOOP	Patching	\$23,187	B
171	OTTER SLIDE LN	CLAM SHELL TRL	CHICHAUK TRL	Patching	\$21,762	B
32	SOUNDVIEW TRL	NORTH DUNE LOOP	SEA OATS TRL	Patching	\$4,941	B
54	6TH AVE	NC 12	6TH AVE	Patching	\$82,441	B
6	OCEAN BLVD	DOLPHIN RUN	PORPOISE RUN	Patching	\$33,806	B
108	OCEAN BLVD	PORPOISE RUN	NC 12	Patching	\$35,328	B
124	GOOSE FEATHER LN	CHICHAUK TRL	DEAD END	Rehab (Major) - Mill and Fill 2in	\$26,409	C
					\$798,182	Yearly Total

Year 2024 Option \$800,000						
SectionID	StreetName	BEG_DESC	END_DESC	Treatment (2024)	Cost 2024	Class
55	5TH AVE	DEAD END	DEAD END	Patching	\$3,808	B
60	3RD AVE	NC 12	3RD AVE	Patching	\$30,962	B
133	PUDDING PAN LN	SPINDRIFT TRL	DEAD END	Patching	\$34,097	B
127	CLAM SHELL TRL	CHICAHIAUK TRL	OTTER SLIDE LN	Patching	\$60,285	B
1	SEA OATS LN	E DOGWOOD TRL	DEAD END	Patching	\$28,437	B
59	3RD AVE	DEAD END	DEAD END	Patching	\$2,142	B
56	5TH AVE	NC 12	5TH AVE	Patching	\$28,624	B
171	OTTER SLIDE LN	CLAM SHELL TRL	CHICAHIAUK TRL	Patching	\$21,974	B
32	SOUNDVIEW TRL	NORTH DUNE LOOP	SEA OATS TRL	Patching	\$4,989	B
155	WILD PONY LN	SPINDRIFT TRL	DEAD END	Rehab (Major with Build Up)	\$145,567	B
49	7TH AVE	DEAD END	DEAD END	Rehab (Major with Build Up)	\$18,392	B
79	SANDFIDDLER CT	NC 12	DEAD END	Patching	\$17,296	B
14	SPINDRIFT TRL	HIGH DUNE LOOP	DEAD END	Patching	\$44,047	B
18	OCEAN VIEW LOOP	DEAD END	DEAD END	Patching	\$23,677	B
129	SPINDRIFT TRL	CHICAHIAUK TRL	HIGH DUNE LOOP	Patching	\$53,457	B
13	OCEAN VIEW LOOP	OCEANVIEW LOOP	NC 12	Patching	\$12,842	B
87	OCEAN BLVD	E DOGWOOD TRL	DOLPHIN RUN	Patching	\$22,594	B
9	PORPOISE RUN	WAX MYRTLE TRL	NC 12	Patching	\$6,332	B
8	PORPOISE RUN	NC 12	OCEAN BLVD	Patching	\$11,166	B
134	CROOKED BACK LOOP	CHICAHIAUK TRL	PUDDING PAN LN	Patching	\$48,364	B
85	WAX MYRTLE TRL	HICKORY TRL	E DOGWOOD TRL	Patching	\$48,572	B
34	NORTH DUNE LOOP	SOUNDVIEW TRL	SOUNDVIEW TRL	Patching	\$35,777	B
61	2ND AVE	DEAD END	DEAD END	Patching	\$2,754	B
36	10TH AVE	DEAD END	DEAD END	Patching	\$2,923	B
39	10TH AVE	NC 12	10TH AVE	Patching	\$19,045	B
40	9TH AVE	DEAD END	DEAD END	Patching	\$2,890	B
158	SKYLINE RD	NC 12	DEAD END	Patching	\$44,961	B
138	TEA PLANT CT	PUDDING PAN LN	DEAD END	Patching	\$7,661	B
99	DOLPHIN RUN	WAX MYRTLE TRL	NC 12	Patching	\$6,322	B
150	HAPPY INDIAN CT	HAPPY INDIAN LN	DEAD END	Rehab (Major) - Mill and Fill 2in	\$10,164	C
					\$800,120	Yearly Total

Year 2025 Option \$800,000						
SectionID	Street Name	BEG_DESC	END_DESC	Treatment (2025)	Cost 2025	Class
51	HILLCREST DR	SEA OATS TRL	HICKORY TRL	Rehab (Major) - Mill and Fill 2in	\$226,739	A
128	TRINITIE TRL	CHICAHAWK TRL	EAGLES NEST LN	Rehab (Major) - Mill and Fill 2in	\$214,756	A
90	HILLCREST DR	HICKORY TRL	E DOGWOOD TRL	Rehab (Major) - Mill and Fill 2in	\$199,857	A
153	S DOGWOOD TRL	GINGUITE TRL	TEAL CT	Rehab (Major) - Mill and Fill 2in	\$142,437	A
103	BRIGHT LANTERN LN	SEA OATS LN	DEAD END	Patching	\$4,921	C
172	KINGFISHER CT	KINGFISHER TRL	DEAD END	Patching	\$4,318	C
120	OYSTER BED LN	POTESKEET TRL	DEAD END	Patching	\$7,383	C
					\$800,410	Yearly Total

Year 2026 Option \$800,000						
SectionID	Street Name	BEG_DESC	END_DESC	Treatment (2026)	Cost 2026	Class
26	SEA OATS TRL	SOUNDVIEW TRL	NC 12	Rehab (Major) - Mill and Fill 2in	\$101,606	A
112	CHICAHAIK TRL	CLAMSHELL TRL	DEAD END	Rehab (Major) - Mill and Fill 2in	\$144,033	A
45	HILLCREST DR	NC 12	DEAD END	Rehab (Major) - Mill and Fill 2in	\$72,646	A
15	TRINITIE TRL	DEER PATH LN	SWEETGUM LN	Rehab (Major) - Mill and Fill 2in	\$71,148	A
100	WAX MYRTLE TRL	E DOGWOOD TRL	PORPOISE RUN	Rehab (Major with Build Up)	\$231,334	B
24	13TH AVE	DEAD END	DEAD END	Rehab (Major with Build Up)	\$20,592	B
89	POMPANO CT	OCEAN BLVD	DEAD END	Rehab (Major) - Mill and Fill 2in	\$17,030	B
57	4TH AVE	DEAD END	DEAD END	Rehab (Major) - Mill and Fill 2in	\$10,147	B
31	11TH AVE	DEAD END	DEAD END	Rehab (Major) - Mill and Fill 2in	\$11,155	B
28	12TH AVE	DEAD END	DEAD END	Rehab (Major) - Mill and Fill 2in	\$9,586	B
46	8TH AVE	DEAD END	DEAD END	Rehab (Major) - Mill and Fill 2in	\$17,703	B
43	KINGFISHER TRL	SOUNDVIEW TRL	SEA OATS TRL	Rehab (Major) - Mill and Fill 2in	\$88,328	C
					\$795,306	Yearly Total

Year 2027 Option \$800,000						
SectionID	StreetName	BEG_DESC	END_DESC	Treatment (2027)	Cost 2027	Class
82	E DOGWOOD TRL	N DOGWOOD TRL	BAYBERRY TRL	Thin Lift	\$88,714	A
86	SEA OATS TRL	HICKORY TRL	E DOGWOOD TRL	Thin Lift	\$104,926	A
68	SEA OATS TRL	HILLCREST DR	HICKORY TRL	Thin Lift	\$124,841	A
157	S DOGWOOD TRL	TEAL CT	CROATAN HWY	Thin Lift	\$95,149	A
47	HILLCREST DR	SEA OATS TRL	NC 12	Thin Lift	\$31,024	A
11	HAPPY INDIAN LN	HIGH DUNE LOOP	DEAD END	Thin Lift	\$22,832	B
60	3RD AVE	NC 12	3RD AVE	Thin Lift	\$38,227	B
133	PUDDING PAN LN	SPINDRIFT TRL	DEAD END	Thin Lift	\$70,161	B
1	SEA OATS LN	E DOGWOOD TRL	DEAD END	Thin Lift	\$58,514	B
56	5TH AVE	NC 12	5TH AVE	Thin Lift	\$35,339	B
33	SOUNDVIEW TRL	SEA OATS TRL	NORTH DUNE LOOP	Thin Lift	\$48,175	B
171	OTTER SLIDE LN	CLAM SHELL TRL	CHICAHUUK TRL	Thin Lift	\$45,215	B
54	6TH AVE	NC 12	6TH AVE	Thin Lift	\$34,257	B
					\$797,373	Yearly Total

Year 2028 Option \$800,000						
SectionID	Street Name	BEG_DESC	END_DESC	Treatment (2028)	Cost 2028	Class
71	HICKORY TRL	HILLCREST DR	WAX MYRTLE TRL	Rehab (Major) - Mill and Fill 2in	\$38,462	A
70	WAX MYRTLE TRL	HILLCREST DR	HICKORY TRL	Rehab (Major with Build Up)	\$399,110	B
52	N DOGWOOD TRL	E DOGWOOD TRL	DEAD END	Patching	\$103,321	B
62	2ND AVE	NC 12	2ND AVE	Patching	\$20,253	B
67	OCEAN BLVD	HICKORY TRL	PERIWINKLE PL	Patching	\$22,159	B
21	DUCK WOODS DR	CROATAN HWY	DEAD END	Patching	\$138,191	B
42	9TH AVE	NC 12	9TH AVE	Patching	\$6,666	B
78	N WOODLAND DR	DEAD END	DEAD END	Patching	\$33,095	B
25	13TH AVE	NC 12	13TH AVE	Patching	\$6,902	B
5	BAYBERRY TRL	E DOGWOOD TRL	SCUPPERNONG LN	Patching	\$29,891	B
					\$798,050	Yearly Total

Year 2029 Option \$800,000						
SectionID	Street Name	BEG_DESC	END_DESC	Treatment (2029)	Cost 2029	Class
12	HIGH DUNE LOOP	SPINDRIFT TRL	SPINDRIFT TRL	Rehab (Major) - Mill and Fill 2in	\$245,696	B
58	4TH AVE	NC 12	4TH AVE	Rehab (Major) - Mill and Fill 2in	\$61,235	B
94	DOLPHIN RUN	NC 12	OCEAN BLVD	Patching	\$14,271	B
23	GINGUITE TRL	PINTAIL TRL	S DOGWOOD TRAIL	Patching	\$81,775	B
16	TALL CLIFF LN	HIGH DUNE LOOP	DEAD END	Patching	\$4,560	B
110	W HOLLY TRL	HOLLY TRL	DEAD END	Patching	\$14,126	B
66	PURPLE MARTIN LN	OCEAN BLVD	DEAD END	Patching	\$4,315	B
107	E HOLLY TRL	HOLLY TRL	DEAD END	Patching	\$2,787	B
48	8TH AVE	NC 12	8TH AVE	Patching	\$6,164	B
72	SAND PIPER LN	OCEAN BLVD	DEAD END	Patching	\$5,000	B
37	11TH AVE	SEA OATS TRL	NC 12	Patching	\$18,098	B
73	MOCKINGBIRD LN	OCEAN BLVD	DEAD END	Patching	\$5,000	B
41	10TH AVE	NC 12	DEAD END	Patching	\$7,729	B
35	11TH AVE	NC 12	11TH AVE	Patching	\$21,370	B
44	9TH AVE	NC 12	DEAD END	Patching	\$6,287	B
119	BENT OAK CT	POTESKEET TRL	DEAD END	Patching	\$7,544	C
139	LAND FALL LOOP	SPINDRIFT TRL	SPINDRIFT TRL	Patching	\$6,436	C
149	POINT COMFORT LN	GINGUITE TRL	DEAD END	Patching	\$5,993	C
154	TEAL CT	S DOGWOOD TRL	DEAD END	Patching	\$5,000	C
104	TROUT RUN	NC 12	OCEAN BLVD	Patching	\$3,002	C
145	LAST HUNT LN	HIGH DUNE LOOP	DEAD END	Patching	\$2,040	C
160	WOOD DUCK CT	S DOGWOOD TRL	DEAD END	Patching	\$1,331	C
159	BLUE PETE CT	S DOGWOOD TRL	DEAD END	Patching	\$1,198	C
122	TWISTED TREE CT	POTESKEET TRL	DEAD END	Rehab Minor Overlay	\$15,317	C
151	YUCCA LN	CYPRESS LN	JUNIPER TRL	Rehab Minor Overlay	\$27,384	C
97	BIRCH LN	HOLLY TRL	DEAD END	Rehab Minor Overlay	\$21,383	C
22	PINTAIL TRL	GINGUITE TRL	S DOGWOOD TRL	Rehab Minor Overlay	\$41,488	C
3	LIVE OAK LN	HOLLY TRL	DEAD END	Rehab Minor Overlay	\$16,119	C
88	LOBLOLLY LN	HOLLY TRL	DEAD END	Rehab Minor Overlay	\$11,957	C
136	OLD PASSAGE LN	POTESKEET TRL	TRINITIE TRL	Rehab Minor Overlay	\$29,739	C
148	EAGLES NEST LN	TRINITIE TRL	DEAD END	Rehab Minor Overlay	\$27,726	C
162	WIDGEON CT	S DOGWOOD TRL	DEAD END	Rehab Minor Overlay	\$10,334	C
17	SWEETGUM LN	CYPRESS LN	TRINITIE TRL	Rehab Minor Overlay	\$22,547	C
98	SASSAFRAS LN	S DOGWOOD TRL	DEAD END	Rehab Minor Overlay	\$10,330	C
76	REDBAY LN	HICKORY TRL	DEAD END	Rehab Minor Overlay	\$35,374	C
163	PINTAIL CT	PINTAIL TRL	DEAD END	Rehab Minor Overlay	\$13,658	C
					\$814,314	Yearly Total

Year 2030 Option \$800,000						
SectionID	Street Name	BEG_DESC	END_DESC	Treatment (2030)	Cost 2030	Class
75	HICKORY TRL	HILLCREST DR	E DOGWOOD TRL	Rehab (Major with Build Up)	\$242,238	A
55	5TH AVE	DEAD END	DEAD END	Rehab Minor Overlay	\$7,089	B
127	CLAM SHELL TRL	CHICAHAIK TRL	OTTER SLIDE LN	Rehab Minor Overlay	\$187,038	B
59	3RD AVE	DEAD END	DEAD END	Rehab Minor Overlay	\$6,645	B
32	SOUNDVIEW TRL	NORTH DUNE LOOP	SEA OATS TRL	Rehab Minor Overlay	\$15,478	B
29	12TH AVE	NC 12	12TH AVE	Rehab (Major) - Mill and Fill 2in	\$76,375	B
53	6TH AVE	DEAD END	DEAD END	Rehab (Major) - Mill and Fill 2in	\$11,576	B
50	7TH AVE	NC 12	7TH AVE	Rehab (Major) - Mill and Fill 2in	\$74,180	B
30	12TH AVE	NC 12	DEAD END	Rehab (Major) - Mill and Fill 2in	\$37,102	B
142	GRAVEY POND LN	DEAD END	DEAD END	Rehab Minor Overlay	\$50,481	B
119	BENT OAK CT	POTESKEET TRL	DEAD END	Rehab Minor Overlay	\$13,399	C
139	LAND FALL LOOP	SPINDRIFT TRL	SPINDRIFT TRL	Rehab Minor Overlay	\$19,051	C
149	POINT COMFORT LN	GINGUITE TRL	DEAD END	Rehab Minor Overlay	\$17,740	C
154	TEAL CT	S DOGWOOD TRL	DEAD END	Rehab Minor Overlay	\$11,722	C
104	TROUT RUN	NC 12	OCEAN BLVD	Rehab Minor Overlay	\$26,662	C
27	SEA OATS CT	SEA OATS TRL	DEAD END	Patching	\$3,131	C
					\$799,905	Yearly Total

Year 2031 Option \$800,000						
SectionID	Street Name	BEG_DESC	END_DESC	Treatment (2031)	Cost 2031	Class
65	HICKORY TRL	NC 12	DEAD END	Thin Lift	\$43,515	A
6	OCEAN BLVD	DOLPHIN RUN	PORPOISE RUN	Rehab (Major with Build Up)	\$134,069	B
108	OCEAN BLVD	PORPOISE RUN	NC 12	Rehab (Major with Build Up)	\$140,104	B
14	SPINDRIFT TRL	HIGH DUNE LOOP	DEAD END	Rehab (Major with Build Up)	\$288,339	B
18	OCEAN VIEW LOOP	DEAD END	DEAD END	Rehab (Major with Build Up)	\$154,996	B
61	2ND AVE	DEAD END	DEAD END	Rehab (Major with Build Up)	\$10,817	B
36	10TH AVE	DEAD END	DEAD END	Rehab (Major with Build Up)	\$19,133	B
27	SEA OATS CT	SEA OATS TRL	DEAD END	Rehab Minor Overlay	\$9,267	C
					\$800,240	Yearly Total

Year 2032 Option \$800,000						
SectionID	StreetName	BEG_DESC	END_DESC	Treatment (2032)	Cost 2030	Class
79	SANDFIDDLER CT	NC 12	DEAD END	Rehab (Major) - Mill and Fill 2in	\$41,724	B
129	SPINDRIFT TRL	CHICAHAUKE TRL	HIGH DUNE LOOP	Rehab (Major) - Mill and Fill 2in	\$214,924	B
13	OCEAN VIEW LOOP	OCEANVIEW LOOP	NC 12	Rehab (Major) - Mill and Fill 2in	\$30,979	B
87	OCEAN BLVD	E DOGWOOD TRL	DOLPHIN RUN	Rehab (Major) - Mill and Fill 2in	\$90,839	B
8	PORPOISE RUN	NC 12	OCEAN BLVD	Rehab (Major) - Mill and Fill 2in	\$26,937	B
134	CROOKED BACK LOOP	CHICAHAUKE TRL	PUDDING PAN LN	Rehab (Major) - Mill and Fill 2in	\$194,446	B
85	WAX MYRTLE TRL	HICKORY TRL	E DOGWOOD TRL	Rehab (Major) - Mill and Fill 2in	\$195,285	B
					\$795,134	Yearly Total

SEPI Recommendation		Town Staff Recommendation					
	Maintenance Costs	Maintnenace Costs	Construction Costs	Total	Budget	CRF	Construction Project
2021	\$671,576.57	\$509,011.01	\$400,000	\$909,011.01	\$1,123,689	\$214,677.99	Hillcrest from Hickory to "Harry's Hump"
2022	\$675,572.09	\$421,684.33	\$400,000	\$821,684.33	\$1,000,000	\$178,315.67	Hillcrest from "Harry's Hump" to NC 12
2023	\$672,881.09	\$672,881.09	\$400,000	\$1,072,881.09	\$1,000,000	(\$72,881.09)	S Dogwood from Ginguite to Teal Court
2024	\$664,512.77	\$675,975.71	\$400,000	\$1,075,975.71	\$1,000,000	(\$75,975.71)	Chickahauk from Clamshell to Trinitie
2025	\$673,679.34	\$664,512.77	\$400,000	\$1,064,512.77	\$1,000,000	(\$64,512.77)	S Dogwood from Teal Court to Croatan Hwy
2026	\$674,613.70	\$674,613.70	\$400,000	\$1,074,613.70	\$1,000,000	(\$74,613.70)	Hillcrest FDR from Hickory to E Dogwood
2027	\$673,679.34	\$668,002.41	\$400,000	\$1,068,002.41	\$1,000,000	(\$68,002.41)	S Dogwood from Ginguite to Fairway
Totals	\$4,706,514.90	\$4,286,681.02	\$2,800,000	\$7,086,681.02	\$7,123,689	\$37,007.98	
2028	\$672,823.08	\$484,166.55	\$400,000	\$884,166.55	\$1,000,000	\$115,833.45	
2029	\$670,665.66	\$670,665.66	\$400,000	\$1,070,665.66	\$1,000,000	(\$70,665.66)	
2030	\$671,486.07	\$671,486.07	\$400,000	\$1,071,486.07	\$1,000,000	(\$71,486.07)	
2031	\$665,389.50	\$70,916.10	\$400,000	\$470,916.10	\$1,000,000	\$529,083.90	
2032	\$673,818.46	\$673,818.46	\$400,000	\$1,073,818.46	\$1,000,000	(\$73,818.46)	
Totals	\$3,354,182.77	\$2,571,052.84	\$2,000,000	\$4,571,052.84	\$5,000,000	\$428,947.16	
Cumulative Totals	\$8,060,697.67	\$6,857,733.86	\$4,800,000	\$11,657,733.86	\$12,123,689	\$465,955.14	

Year 2021 Option 1

SectionID	StreetName	BEG_DESC	END_DESC	Treatment2	Maintenance	Construction	Class	Notes	Savings
					Cost 2021	Costs 2021			
51	HILLCREST DR	SEA OATS TRL	HICKORY TRL	Patching		\$400,000.00	A	Construction from Hickory to 'Harry's Hump"	\$97,366.62
128	TRINITIE TRL	CHICAHAUK TRL	EAGLES NEST LN	Patching	\$55,332.42		A		
90	HILLCREST DR	HICKORY TRL	E DOGWOOD TRL	Patching			A	Moved to 2026	\$51,493.75
153	S DOGWOOD TRL	GINGUITE TRL	TEAL CT	Patching			A	Moved to 2023	\$12,233.09
26	SEA OATS TRL	SOUNDVIEW TRL	NC 12	Patching			A	Completed	\$25,932.03
111	S DOGWOOD TRL	YAUPON TRL	FAIRWAY DR	Patching	\$53,383.01		A		
130	S DOGWOOD TRL	FAIRWAY DR	GINGUITE TRL	Patching	\$106,850.86		A		
95	S DOGWOOD TRL	E DOGWOOD TRL	YAUPON TRL	Patching	\$7,782.09		A		
11	HAPPY INDIAN LN	HIGH DUNE LOOP	DEAD END	Patching	\$3,591.91		B		
33	SOUNDVIEW TRL	SEA OATS TRL	NORTH DUNE LOOP	Patching	\$22,736.71		B		
54	6TH AVE	NC 12	6TH AVE	Patching	\$80,840.17		B		
12	HIGH DUNE LOOP	SPINDRIFT TRL	SPINDRIFT TRL	Patching	\$60,981.32		B		
58	4TH AVE	NC 12	4TH AVE	Patching	\$18,783.00		B		
29	12TH AVE	NC 12	12TH AVE	Patching	\$18,783.71		B		
28	12TH AVE	DEAD END	DEAD END	Patching	\$2,591.80		B	moved from 2027	
53	6TH AVE	DEAD END	DEAD END	Patching	\$4,744.98		B		
49	7TH AVE	DEAD END	DEAD END	Patching	\$3,085.13		B	moved from 2027	
50	7TH AVE	NC 12	7TH AVE	Patching	\$18,243.96		B		
121	FAIRWAY DR	S DOGWOOD TRL	EOM	Patching	\$13,635.00		B		
142	GRAVEY POND LN	DEAD END	DEAD END	Patching	\$5,267.09		B		
126	TURTLE POND CT	POTESKEET TRL	DEAD END	Patching	\$9,735.09		C		
81	WOODLAND DR	E DOGWOOD TRL	N WOODLAND DR	Patching	\$16,065.24		C		
92	MIZZENMAST LN	SEA OATS LN	DEAD END	Patching	\$6,577.52		C		
Yearly Total					\$509,011.01	\$400,000.00	\$909,011.01		\$187,025.49

Year 2022 Option 1

					Maintenance	Construction			Notes	Savings
SectionID	StreetName	BEG_DESC	END_DESC	Treatment (2022)	Cost (2022)	Costs 2022	Class			
71	HICKORY TRL	HILLCREST DR	WAX MYRTLE TRL	Patching	\$16,216.57		A			
69	HICKORY TRL	WAX MYRTLE TRL	NC 12	Patching	\$12,209.70		A			
84	E DOGWOOD TRL	BAYBERRY TRL	WAX MYRTLE TRL	Patching	\$67,692.75		A			
125	CHICAHUAUK TRL	CLAM SHELL TRL	SPINDRIFT TRL	Patching			A		Construction from NC 12 to Clamshell/Trinitie moved to 2024	\$238,628.05
38	SEA OATS TRL	SOUNDVIEW TRL	HILLCREST DR	Patching	\$32,675.09		A			
82	E DOGWOOD TRL	N DOGWOOD TRL	BAYBERRY TRL	Patching	\$14,094.72		A			
86	SEA OATS TRL	HICKORY TRL	E DOGWOOD TRL	Patching	\$50,011.31		A			
68	SEA OATS TRL	HILLCREST DR	HICKORY TRL	Patching	\$19,834.52		A			
157	S DOGWOOD TRL	TEAL CT	CROATAN HWY	Patching			A		Moved to 2025	\$15,117.13
47	HILLCREST DR	SEA OATS TRL	NC 12	Patching		\$400,000.00	A		Construction 'Harry's Hump' to NC	\$4,929.07
5	BAYBERRY TRL	E DOGWOOD TRL	SCUPPERNONG LN	Patching	\$28,230.51		B			
16	TALL CLIFF LN	HIGH DUNE LOOP	DEAD END	Patching	\$4,266.98		B			
110	W HOLLY TRL	HOLLY TRL	DEAD END	Patching	\$13,218.50		B			
66	PURPLE MARTIN LN	OCEAN BLVD	DEAD END	Patching	\$4,037.51		B			
48	8TH AVE	NC 12	8TH AVE	Patching	\$5,768.43		B			
*46	8TH AVE	DEAD END	DEAD END	Patching	\$4,786.49		B		moved from 2027	
37	11TH AVE	SEA OATS TRL	NC 12	Patching	\$16,935.74		B			
35	11TH AVE	NC 12	11TH AVE	Patching	\$19,998.03		B			
44	9TH AVE	NC 12	DEAD END	Patching	\$5,883.08		B			
33	SOUNDVIEW TRL	SEA OATS TRL	NORTH DUNE LOOP	Thin Lift	\$45,923.65		B			
54	6TH AVE	NC 12	6TH AVE	Thin Lift	\$32,656.23		B			
122	TWISTED TREE CT	POTESKEET TRL	DEAD END	Thin Lift	\$9,772.62		C			
151	YUCCA LN	CYPRESS LN	JUNIPER TRL	Thin Lift	\$17,471.90		C			
Yearly Total					\$421,684.33	\$400,000.00	\$821,684.33			\$258,674.25

Year 2023 Option 1

SectionID	StreetName	BEG_DESC	END_DESC	Treatment (2023)	Maintenance Cost (2023)	Construction Costs 2023	Class	Notes	Savings
65	HICKORY TRL	NC 12	DEAD END	Patching	\$100,946.35		A		
64	1ST AVE	NC 12	1ST AVE	Rehab (Major with Build Up)	\$121,384.11		B		
74	CIRCLE DR	HICKORY TRL	HICKORY TRL	Rehab (Major with Build Up)	\$259,915.53		B		
11	HAPPY INDIAN LN	HIGH DUNE LOOP	DEAD END	Rehab Minor Overlay	\$32,234.76		B		
55	5TH AVE	DEAD END	DEAD END	Rehab (Major) - Mill and Fill 2in	\$8,448.13		B		
60	3RD AVE	NC 12	3RD AVE	Rehab (Major) - Mill and Fill 2in	\$68,688.82		B		
59	3RD AVE	DEAD END	DEAD END	Rehab (Major) - Mill and Fill 2in	\$7,918.69		B		
32	SOUNDVIEW TRL	NORTH DUNE LOOP	SEA OATS TRL	Rehab (Major) - Mill and Fill 2in	\$18,445.58		B		
13	OCEAN VIEW LOOP	OCEANVIEW LOOP	NC 12	Rehab (Major) - Mill and Fill 2in	\$28,489.90		B		
124	GOOSE FEATHER LN	CHICAHAUK TRL	DEAD END	Rehab (Major) - Mill and Fill 2in	\$26,409.22		C		
153	S DOGWOOD TRL	GINGUITE TRL	TEAL CT	Patching		\$400,000.00	A	Construction (Moved from 2021)	
Yearly Total					\$672,881.09	\$400,000.00	\$1,072,881.09		

Year 2024 Option 1

					Maintenance	Construction	Notes	
SectionID	StreetName	BEG_DESC	END_DESC	Treatment (2024)	Cost (2024)	Costs 2024	Class	
80	OCEAN BLVD	PERIWINKLE PL	E DOGWOOD TRL	Rehab (Major with Build Up)	\$125,010.46		B	
77	PERIWINKLE PL	NC 12	OCEAN BLVD	Rehab (Major with Build Up)	\$86,715.88		B	
6	OCEAN BLVD	DOLPHIN RUN	PORPOISE RUN	Rehab (Major) - Mill and Fill 2in	\$76,460.89		B	
108	OCEAN BLVD	PORPOISE RUN	NC 12	Rehab (Major) - Mill and Fill 2in	\$79,902.58		B	
79	SANDFIDDLER CT	NC 12	DEAD END	Rehab (Major) - Mill and Fill 2in	\$38,743.43		B	
14	SPINDRIFT TRL	HIGH DUNE LOOP	DEAD END	Rehab (Major) - Mill and Fill 2in	\$164,442.71		B	
9	PORPOISE RUN	WAX MYRTLE TRL	NC 12	Rehab (Major) - Mill and Fill 2in	\$23,639.65		B	
8	PORPOISE RUN	NC 12	OCEAN BLVD	Rehab Minor Overlay	\$19,652.86		B	
61	2ND AVE	DEAD END	DEAD END	Rehab (Major) - Mill and Fill 2in	\$6,169.16		B	
36	10TH AVE	DEAD END	DEAD END	Rehab (Major) - Mill and Fill 2in	\$10,911.61		B	
150	HAPPY INDIAN CT	HAPPY INDIAN LN	DEAD END	Rehab (Major) - Mill and Fill 2in	\$10,164.09		C	
103	BRIGHT LANTERN LN	SEA OATS LN	DEAD END	Rehab (Major) - Mill and Fill 2in	\$18,195.80		C	
172	KINGFISHER CT	KINGFISHER TRL	DEAD END	Rehab (Major) - Mill and Fill 2in	\$15,966.59		C	
125	CHICHAUK TRL	CLAM SHELL TRL	SPINDRIFT TRL Trinitie	Patching		\$400,000.00	A	construction from NC 12 to Clam Shell/Trinitie moved from 2022
Yearly Total					\$675,975.71	\$400,000.00	\$1,075,975.71	

Year 2025 Option 1

					Maintenance	Construction	Notes		Savings
SectionID	StreetName	BEG_DESC	END_DESC	Treatment (2025)	Cost (2025)	Costs 2025	Class		
65	HICKORY TRL	NC 12	DEAD END	Rehab Minor Overlay	\$60,371.80		A		
26	SEA OATS TRL	SOUNDVIEW TRL	NC 12	Rehab Minor Overlay	\$79,079.85		A		
63	1ST AVE	DEAD END	DEAD END	Rehab (Major with Build Up)	\$20,421.86		B		
127	CLAM SHELL TRL	CHICHAUK TRL	OTTER SLIDE LN	Rehab (Major with Build Up)	\$373,302.25		B		
43	KINGFISHER TRL	SOUNDVIEW TRL	SEA OATS TRL	Rehab (Major) - Mill and Fill 2in	\$87,494.64		C		
120	OYSTER BED LN	POTESKEET TRL	DEAD END	Rehab (Major) - Mill and Fill 2in	\$27,564.44		C		
119	BENT OAK CT	POTESKEET TRL	DEAD END	Rehab (Major) - Mill and Fill 2in	\$16,277.93		C		
157	S DOGWOOD TRL	TEAL CT	CROATAN HWY	Patching		\$400,000.00	A		construction Moved from 2022
Yearly Total					\$664,512.77	\$400,000.00	\$1,064,512.77		

Year 2026 Option 1

					Maintenance	Construction	Notes	
SectionID	StreetName	BEG_DESC	END_DESC	Treatment (2026)	Cost (2026)	Costs 2026	Class	
51	HILLCREST DR	SEA OATS TRL	HICKORY TRL	Rehab Minor Overlay	\$179,848.69		A	
45	HILLCREST DR	NC 12	DEAD END	Rehab Minor Overlay	\$57,078.74		A	
133	PUDDING PAN LN	SPINDRIFT TRL	DEAD END	Rehab (Major with Build Up)	\$213,150.51		B	
1	SEA OATS LN	E DOGWOOD TRL	DEAD END	Rehab (Major with Build Up)	\$177,766.36		B	
81	WOODLAND DR	E DOGWOOD TRL	N WOODLAND DR	Rehab Minor Overlay	\$29,674.57		C	
149	POINT COMFORT LN	GINGUITE TRL	DEAD END	Rehab Minor Overlay	\$17,094.83		C	
90	HILLCREST DR	HICKORY TRL	E DOGWOOD TRL	Patching		\$400,000.00	A	Construction Moved from 2021 (\$347,098.46 in construction removed from 2031)
Yearly Total					\$674,613.70	\$400,000.00	\$1,074,613.70	

Year 2027 Option 1

					Maintenance	Construction			Notes	Savings
SectionID	StreetName	BEG_DESC	END_DESC	Treatment (2027)	Cost (2027)	Costs 2027	Class			
71	HICKORY TRL	HILLCREST DR	WAX MYRTLE TRL	Rehab (Major) - Mill and Fill 2in	\$38,105.77		A			
69	HICKORY TRL	WAX MYRTLE TRL	NC 12	Rehab (Major) - Mill and Fill 2in	\$28,690.40		A			
84	E DOGWOOD TRL	BAYBERRY TRL	WAX MYRTLE TRL	Rehab (Major) - Mill and Fill 2in	\$265,107.82		A			
56	5TH AVE	NC 12	5TH AVE	Rehab (Major with Build Up)	\$108,373.06		B			
171	OTTER SLIDE LN	CLAM SHELL TRL	CHICAHUK TRL	Patching	\$22,607.57		B			
155	WILD PONY LN	SPINDRIFT TRL	DEAD END	Patching	\$8,139.48		B			
49	7TH AVE	DEAD END	DEAD END	Patching			B		move 2021	\$3,085.13
18	OCEAN VIEW LOOP	DEAD END	DEAD END	Patching	\$24,360.34		B			
129	SPINDRIFT TRL	CHICAHUK TRL	HIGH DUNE LOOP	Patching	\$54,998.83		B			
134	CROOKED BACK LOOP	CHICAHUK TRL	PUDDING PAN LN	Patching	\$49,758.70		B			
85	WAX MYRTLE TRL	HICKORY TRL	E DOGWOOD TRL	Patching	\$49,973.30		B			
89	POMPANO CT	OCEAN BLVD	DEAD END	Patching	\$4,604.74		B			
57	4TH AVE	DEAD END	DEAD END	Patching	\$2,743.53		B			
31	11TH AVE	DEAD END	DEAD END	Patching	\$3,016.10		B			
28	12TH AVE	DEAD END	DEAD END	Patching			B		move to 2021	\$2,591.80
46	8TH AVE	DEAD END	DEAD END	Patching	\$4,786.49		B			
107	E HOLLY TRL	HOLLY TRL	DEAD END	Patching	\$2,736.28		B			
130	S DOGWOOD TRL	FAIRWAY DR	GINGUITE TRL			\$400,000.00	A		FDR (Moved from 2021)	
Yearly Total					\$668,002.41	\$400,000.00	\$1,068,002.41			

Year 2028		Option 1			Maintenance	Construction	Notes	Savings
SectionID	StreetName	BEG_DESC	END_DESC	Treatment (2028)	Cost (2028)	Costs 2028		
125	CHICAHAUKE TR	CLAM-SHELL TR	SPINDRIFT TR	Rehab (Major) - Mill and Fill 2in			construction NC 12 to Clamshell/Trinitie done in 2024	
38	SEA OATS TR	SOUNDVIEW TR	HILLCREST DR	Rehab (Major) - Mill and Fill 2in	\$129,162.72			
128	TRINITIE TR	CHICAHAUKE TR	EAGLES NEST LN	Rehab (Major) - Mill and Fill 2in	\$220,891.39			
87	OCEAN BLVD	E DOGWOOD TR	DOLPHIN RUN	Patching	\$23,462.75			
34	NORTH DUNE LOOP	SOUNDVIEW TR	SOUNDVIEW TR	Patching	\$37,152.74			
40	9TH AVE	DEAD END	DEAD END	Patching	\$3,000.65			
158	SKYLINE RD	NC 12	DEAD END	Patching	\$46,689.81			
139	LAND FALL LOOP	SPINDRIFT TR	SPINDRIFT TR	Rehab (Major) - Mill and Fill 2in	\$23,806.49			
Yearly Total					\$484,166.55	\$484,166.55		\$188,656.53

Year 2029 Option 1

					Maintenance	Construction			
SectionID	StreetName	BEG_DESC	END_DESC	Treatment (2029)	Cost (2029)	Cost 2029	Class	Notes	Savings
39	10TH AVE	NC 12	10TH AVE	Patching	\$19,960.18		B		
138	TEA PLANT CT	PUDDING PAN LN	DEAD END	Patching	\$8,029.75		B		
100	WAX MYRTLE TRL	E DOGWOOD TRL	PORPOISE RUN	Patching	\$38,784.94		B		
70	WAX MYRTLE TRL	HILLCREST DR	HICKORY TRL	Patching	\$109,457.99		B		
24	13TH AVE	DEAD END	DEAD END	Patching	\$3,452.46		B		
99	DOLPHIN RUN	WAX MYRTLE TRL	NC 12	Patching	\$6,626.40		B		
52	N DOGWOOD TRL	E DOGWOOD TRL	DEAD END	Patching	\$104,277.77		B		
21	DUCK WOODS DR	CROATAN HWY	DEAD END	Patching	\$139,470.75		B		
78	N WOODLAND DR	DEAD END	DEAD END	Patching	\$33,401.50		B		
94	DOLPHIN RUN	NC 12	OCEAN BLVD	Patching	\$14,271.36		B		
23	GINGUITE TRL	PINTAIL TRL	S DOGWOOD TRAIL	Patching	\$81,775.36		B		
154	TEAL CT	S DOGWOOD TRL	DEAD END	Rehab (Major) - Mill and Fill 2in	\$14,782.79		C		
104	TROUT RUN	NC 12	OCEAN BLVD	Rehab (Major) - Mill and Fill 2in	\$33,625.08		C		
145	LAST HUNT LN	HIGH DUNE LOOP	DEAD END	Rehab (Major) - Mill and Fill 2in	\$22,846.13		C		
160	WOOD DUCK CT	S DOGWOOD TRL	DEAD END	Rehab (Major) - Mill and Fill 2in	\$14,905.07		C		
159	BLUE PETE CT	S DOGWOOD TRL	DEAD END	Rehab (Major) - Mill and Fill 2in	\$13,416.46		C		
27	SEA OATS CT	SEA OATS TRL	DEAD END	Rehab (Major) - Mill and Fill 2in	\$11,581.67		C		
Yearly Total					\$670,665.66				

Year 2030 Option 1

					Maintenance	Construction	Notes	Savings
SectionID	StreetName	BEG_DESC	END_DESC	Treatment (2030)	Cost (2030)	Costs 2030		
33	SOUNDVIEW TRL	SEA OATS TRL	NORTH DUNE LOOP	Rehab Minor Overlay	\$72,637.40			
171	OTTER SLIDE LN	CLAM SHELL TRL	CHICHAUK TRL	Patching	\$23,241.42			
155	WILD PONY LN	SPINDRIFT TRL	DEAD END	Patching	\$8,367.69			
49	7TH AVE	DEAD END	DEAD END	Patching	\$3,171.63			
18	OCEAN VIEW LOOP	DEAD END	DEAD END	Rehab (Major) - Mill and Fill 2in	\$93,495.13			
129	SPINDRIFT TRL	CHICHAUK TRL	HIGH DUNE LOOP	Rehab (Major) - Mill and Fill 2in	\$211,085.85			
87	OCEAN BLVD	E DOGWOOD TRL	DOLPHIN RUN	Rehab (Major) - Mill and Fill 2in	\$89,216.38			
39	10TH AVE	NC 12	10TH AVE	Rehab (Major) - Mill and Fill 2in	\$75,201.65			
138	TEA PLANT CT	PUDDING PAN LN	DEAD END	Rehab (Major) - Mill and Fill 2in	\$30,252.76			
62	2ND AVE	NC 12	2ND AVE	Patching	\$20,627.58			
67	OCEAN BLVD	HICKORY TRL	PERIWINKLE PL	Patching	\$22,568.97			
42	9TH AVE	NC 12	9TH AVE	Patching	\$6,789.65			
25	13TH AVE	NC 12	13TH AVE	Patching	\$7,029.91			
41	10TH AVE	NC 12	DEAD END	Patching	\$7,800.05			
Yearly Total					\$671,486.07			

Year 2031 Option 1

					Maintenance	Construction			Notes	Savings
SectionID	StreetName	BEG_DESC	END_DESC	Treatment (2031)	Cost (2031)	Costs 2031	Class			
90	HILLCREST DR	HICKORY TR	E DOGWOOD T	Rehab (Major with Build Up)			A	moved to 2026		\$347,098.46
153	S DOGWOOD T	GINGUITE T	TEAL CT	Rehab (Major with Build Up)			A	moved to 2023		\$247,374.94
58	4TH AVE	NC 12	4TH AVE	Rehab (Major) - Mill and Fill	\$62,358.52		B			
53	6TH AVE	DEAD END	DEAD END	Patching	\$5,214.78		B			
30	12TH AVE	NC 12	DEAD END	Patching	\$3,342.80		B			
Yearly Total					\$70,916.10					

Year 2032 Option 1

					Maintenance	Construction	Notes	Savings
SectionID	StreetName	BEG_DESC	END_DESC	Treatment (2032)	Cost (2030)	Cost 2032	Class	
112	CHICHAUK TRL	CLAMSHELL TRI	DEAD END	Rehab (Major with Build Up)	\$250,019.09		A	
134	CROOKED BACK LO	CHICHAUK TRI	PUDDING PAN L	Rehab (Major with Build Up)	\$319,447.77		B	
85	WAX MYRTLE TRL	HICKORY TRL	E DOGWOOD T	Patching	\$52,308.50		B	
34	NORTH DUNE LOOP	SOUNDVIEW T	SOUNDVIEW TR	Patching	\$38,528.77		B	
162	WIDGEON CT	S DOGWOOD T	DEAD END	Rehab (Major) - Mill and Fill	\$13,514.33		C	
Yearly Total					\$673,818.46			