



TOWN OF SOUTHERN SHORES
TOWN COUNCIL WORKSHOP MEETING
5375 N. Virginia Dare Trail, Southern Shores, NC 27949
Phone 252-261-2394 / Fax 252-255-0876
www.southernshores-nc.gov
PITTS CENTER
Tuesday, October 19, 2021 at 9:00 AM

MINUTES

Call to Order

Pledge of Allegiance

Moment of Silence

PRESENT

Mayor pro tem Elizabeth Morey

Council Member Jim Conners

Council Member Leo Holland

Council Member Matt Neal

Mayor Tom Bennett

Amendments to / Approval of Agenda

Motion made by Council Member Holland to approve the agenda as presented, Seconded by Council Member Conners. The motion passed unanimously (5-0).

Voting Yea: Mayor pro tem Morey, Council Member Conners, Council Member Holland, Council Member Neal, Mayor Bennett

General Public Comment (Limit: 3 minutes per speaker.)

Bobby Outten-Dare County Manager & Attorney addressed the request of the Southern Shores committee to establish a county branch library in Southern Shores. There may be some confusion of where the County stood on the process, and they should have been more forceful with their response. The County is not prepared to move forward with the project. It is not from a lack of preparation or thought but due to several reasons; the librarian does not feel it is a good idea as those funds could go towards more useful things within the current library system, the library board has not made any recommendation, location and distance of travel is not significant enough, and an aggressive capital campaign is underway which currently consists of a new animal shelter, college, new public works complex, and redoing nine EMS stations. There is a lot that needs to be taken care of before the County starts adding new projects. A branch library (satellite library) is not in the priority system list or in the capital plan, or something the County is interested in doing right now.

Council Member Conners stated the County's decision is what it is but does not agree with the lack of distance as a reason. The distance from the northern beaches to the current locations is quite a far distance for families to travel.

Business Items

1. Continued Discussion & Analysis- SEPI Pavement Condition Study & CIP

The Town Council authorized a Pavement Condition Survey and Capital Improvement Plan which has been finalized and presented to the Council at its October 5 meeting. This plan outlined two options. The Council requested a third option and Town staff has prepared a potential 4th option. These options are described below.

Option 1 – approximately \$675,000 spent yearly on pavement maintenance improving the system from approximately 27% good/excellent condition to 53% good/excellent.

Option 2 – approximately \$1,000,000 spent yearly improving the system to 99% good/excellent.

Option 3 – approximately \$800,000 spent yearly improving the system. This option would include an additional \$200,000 for construction contingency.

Option 4 – approximately \$1,000,000 spent yearly, including \$675,000 on pavement maintenance and \$400,000 on defined construction projects.

The Town recognizes that its streets are one of its greatest assets and infrastructure responsibilities. Present practice is to fully rebuild streets when construction takes place. A schedule of street construction has been prioritized by the Capital Infrastructure Improvement Committee and recommended to the Town Council. The most recent Plan was adopted by the Town Council on July 9, 2019. This plan fully rebuilds short sections of a road at a time. One reason for seeking a qualified firm to perform a Pavement Condition Survey and Capital Improvement Plan for Maintenance and Repair Treatment Recommendations was to ensure that the Town is effectively and efficiently making budget decisions. One main goal of this study is to be able to have valuable information to make decisions based on a comprehensive system wide approach in order to improve more street miles in a shorter time period.

It is staff's expectation that, barring any unforeseen issues, that Option 3 will be the preferred option. This plan, as envisioned, recognizes the need to spread the maintenance and repair dollars along a greater portion of the Town's streets while still reserving funding to address construction needs or build in a Capital Reserve Street Fund. The funding for construction needs could be based on known needs or funded as we become aware of issues discovered through the maintenance work. We might allocate funding to widen a portion of a street as it is receiving maintenance, or we might use these funds as a contingency if we discover the need for additional fill material while out in the field.

Option 1 does not budget enough money annually to address and improve the present condition of the street system and results in more miles of streets falling into poor and failed conditions.

Option 2 will result in a significant improvement of the street system in a short period of time, but it does not leave funding for street conditions that need a more aggressive construction approach.

Option 3 is based on an annual budget of \$800k/yr. This option falls in between Options 1 and 2 previously presented with some changes to the types of treatments and timing of rehabilitation work.

- This plan still uses patching heavily in the first 4 years.
- All category A roads were brought up to at least a level of good serviceability by the conclusion of the plan. This was a priority in the logic and was not accomplished by patching only.
- There is a slight departure from previous plans in year 2022 with heavier rehab on the category A roads to get them squared away early and in good shape.
- This plan touches 37 miles of road and improves the system to 73% good/excellent, 27% Fair.

- This plan eliminates the poor roads late in the plan as compared to the previous Option 1.

Option 4 is a hybrid approach that addresses both street maintenance and construction needs but continues the present practice of full depth rebuilds, therefore limiting the amount of street miles addressed yearly. Staff was able to make adjustments to Option 1 by strategically moving maintenance items to coincide with construction projects in the same year. Those projects were identified on the CIIP Priority list adopted by Town Council in July of 2019.

Town Manager Ogburn stated Council needs to consider whether to continue with full depth rebuilds as it has in the past or move to more of a maintenance plan. Is consideration of the subsurface important? Option 3 consist of \$800,000 for 21 sections of patching and the work may not look as good as what we want but it is a process. The extra \$200,000 could be construction contingency. He stated there are two local asphalt contractors and he is quite certain to at least receive a bid from one.

Council Member Holland was concerned that no bids would be received due to the amount of project commitments both contractors already have scheduled. He questioned if they would just bid on patching sections.

Council Member Conners would like the CIP Committee to weigh in.

Town Manager Ogburn stated Council should adopt a plan, and then the CIP committee could weigh in and make sure the plan makes sense, but not to reprioritize it. Moving forward, Council should take applications for the committee and appoint members like it does the Planning Board. The committee's scope of work would need to be updated.

Council Member Neal stated the committee should probably meet semi-annually, rather than quarterly. As far as receiving bids, if we make it more enticing and provide for a longer length of time to complete the project, such as 24 months, we are more likely to receive bids.

Mayor Bennett stated he understands the scope of work in the plan and what needs to be done. His concern was with the condition of the roads as they do not have a good base, not necessarily the width. The residents will most likely not like the look of the patching during the process.

Town Engineer Joe Anlauf stated the subbase is a concern. The current roads have lasted 30 years but the asphalt mix is entirely different now then it was when the roads were originally constructed. A full depth rebuild removes the asphalt and the base and starts over, utilizing ABC for the base. Also, the SEPI report uses the term "patching", but it is resurfacing from edge to edge of sections (full depth repair), not like pothole filling which one may think of when the word patching is utilized.

Council Member Holland asked Town Engineer Anlauf if he felt the costs listed in the report seemed accurate. Mr. Anlauf felt they were a good measure of costs, but the current lack of supplies and labor is driving costs in this market right now makes it difficult to keep pace.

Mayor pro tem Morey asked if the report had been fact checked for accuracy? Example, have the streets been placed in the proper categories based on their PCI rank? Town Manager Ogburn stated the A, B, and C are staff assigned. He would like to see an additional column for PCI.

Mayor pro tem Morey questioned why the report says Hickory Trail to the dead end is considered a major residential collector and through street (class A category)? Town Engineer Joe Anlauf stated since it connects the east side of Ocean Blvd. with NC 12 then yes, it is a through street. Mayor pro tem Morey thanked him for the clarification.

Mayor pro tem Morey asked if we have approached other asphalt contractors? Town Engineer Joe Anlauf stated we have inquired with other contractors from Elizabeth City to Virginia for decades. Asphalt is delivered hot so to get it here they must purchase from one of the two local suppliers. They will not be able to outbid the local vendors if that is what needs to be done.

Council Member Neal felt the \$800,000 plan was a positive. It allows for an extra \$200,000 for contingency and touches more streets faster. The contingency left over could be where the CIP Committee comes into play. The charge of the committee would need to be narrowed after adoption of a plan.

Mayor pro tem Morey stated the plan would need to be updated as it moves along.

Council Member Neil stated we would have a "lessons learned" update in year two or three.

Mayor pro tem Morey felt the plan was worth trying and supported it. She stated what we are doing currently is too slow and is not working. There are 37 miles of streets that need to be touched.

Mayor pro tem Morey inquired about South Dogwood Trail, as it is a major thorough through and many people say it needs work. The plan says portions are patching (full depth repair) and another area overlay.

Town Manager Ogburn stated Council could always pull South Dogwood out of the plan and make it a stand-alone project.

Mayor Bennett stated South Dogwood could be done in 1-3 segments. Edge failure, public safety, and width are the big issues. He stated Council's primary role as individuals and, as well as staff is public safety. It is not being addressed in an aggressive way as it could be on South Dogwood.

Council Member Conners agreed that edge failure is an issue and public safety needs to be put first. He stated South Dogwood Trail will be an expensive ordeal.

Town Engineer Joe Anlauf stated the Town has road design standards and no roads are narrower than 20 feet. It has always been his recommendation of 24 feet for South Dogwood but that would involve major reworking to the west side of the roads right of way.

Mayor pro tem Morey and Council Member Neal both stated 20-22 feet wide maybe but disagreed with a 24-foot width on South Dogwood. Cars can just drive slower rather than widening it to that extent.

Mayor pro tem Morey suggested reflective striping or markers to distinguish lanes along South Dogwood. She felt speed and distracted drivers were the issue along South Dogwood Trail and that widening it to 24 feet would not be the answer.

Council Member Neal stated for South Dogwood Trail the \$200,000 contingency could go towards edge failure and if it doesn't work then pull the street out of the project and re-access it. The first year of the plan will be bumpy, discouraging, and will have setbacks but needs to be given a chance.

Town Manager Ogburn stated if Council adopts a plan, then he would return with a draft bid packet for Council consideration.

Motion made by Council Member Neal to direct the Town Manager to pursue the \$800,000 (option #3) CIP as proposed by SEPI, Seconded by Council Member Holland. The motion passed unanimously (5-0).

Voting Yea: Mayor pro tem Morey, Council Member Conners, Council Member Holland, Council Member Neal, Mayor Bennett

Council Comments

Council Member Conners stated on October 23rd over 30 volunteers will be planting 3,000 milkweed plants in order to establish the Town as a Monarch Waystation. Southern Shores will become participants in efforts throughout the United States to create, enhance or preserve critical habitat for the annual Monarch Butterfly migration.

Adjourn


Hearing no further business, Mayor Bennett called for a motion to adjourn.

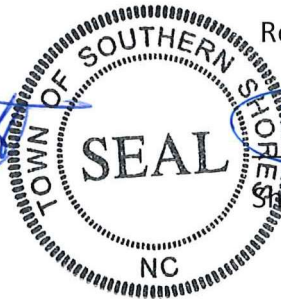
Motion made by Council Member Holland to adjourn the meeting at 10:34 a.m., Seconded by Mayor pro tem Morey. The motion passed unanimously (5-0).

Voting Yea: Mayor pro tem Morey, Council Member Conners, Council Member Holland, Council Member Neal, Mayor Bennett

ATTEST:

Respectfully submitted,


Thomas G. Bennett, Mayor




Sheila Kane, Town Clerk

The attached documents are incorporated herewith and are hereby made a part of these minutes.



AGENDA ITEM SUMMARY

Item # 1

MEETING DATE: October 19, 2021

ITEM TITLE: Continued Discussion & Analysis- SEPI Pavement Condition Study & CIP

ITEM SUMMARY:

The Town Council authorized a Pavement Condition Survey and Capital Improvement Plan which has been finalized and presented to the Council at its October 5 meeting. This plan outlined two options. The Council requested a third option and Town staff has prepared a potential 4th option. These options are described below.

Option 1 – approximately \$675,000 spent yearly on pavement maintenance improving the system from approximately 27% good/excellent condition to 53% good/excellent.

Option 2 – approximately \$1,000,000 spent yearly improving the system to 99% good/excellent.

Option 3 – approximately \$800,000 spent yearly improving the system. This option would include an additional \$200,000 for construction contingency.

Option 4 – approximately \$1,000,000 spent yearly, including \$675,000 on pavement maintenance and \$400,000 on defined construction projects.

The Town recognizes that its streets are one of its greatest assets and infrastructure responsibilities. Present practice is to fully rebuild streets when construction takes place. A schedule of street construction has been prioritized by the Capital Infrastructure Improvement Committee and recommend to the Town Council. The most recent Plan was adopted by the Town Council on July 9, 2019. This plan fully rebuilds short sections of a road at a time. One reason for seeking a qualified firm to perform a Pavement Condition Survey and Capital Improvement Plan for Maintenance and Repair Treatment Recommendations was to ensure that the Town is effectively and efficiently making budget decisions. One main goal of this study is to be able to have valuable information to make decisions based on a comprehensive system wide approach in order to improve more street miles in a shorter time period.

STAFF RECOMMENDATION:

It is staff's expectation that, barring any unforeseen issues, that Option 3 will be the preferred option. This plan, as envisioned, recognizes the need to spread the maintenance and repair dollars along a greater portion of the Town's streets while still reserving funding to address construction needs or build in a Capital Reserve Street Fund. The funding for construction needs could be based on known needs or funded as we become aware of issues discovered through the maintenance work. We might

allocate funding to widen a portion of a street as it is receiving maintenance, or we might use these funds as a contingency if we discover the need for additional fill material while out in the field.

Option 1 does not budget enough money annually to address and improve the present condition of the street system and results in more miles of streets falling into poor and failed conditions.

Option 2 will result in a significant improvement of the street system in a short period of time, but it does not leave funding for street conditions that need a more aggressive construction approach.

Option 3 is based on an annual budget of \$800k/yr. This option falls in between Options 1 and 2 previously presented with some changes to the types of treatments and timing of rehabilitation work.

1. This plan still uses patching heavily in the first 4 years.
2. All category A roads were brought up to at least a level of good serviceability by the conclusion of the plan. This was a priority in the logic and was not accomplished by patching only.
3. There is a slight departure from previous plans in year 2022 with more heavy rehab on the category A roads to get them squared away early and in good shape.
4. This plan touches 47 miles of road and improves the system to 73% good/excellent, 27% Fair.
5. This plan eliminates the poor roads late in the plan as compared to the previous Option 1.

Option 4 is a hybrid approach that addresses both street maintenance and construction needs but continues the present practice of full depth rebuilds, therefore limiting the amount of street miles addressed yearly. Staff was able to make adjustments to Option 1 by strategically moving maintenance items to coincide with construction projects in the same year. Those projects were identified on the CIIP Priority list adopted by Town Council in July of 2019.

REQUESTED ACTION:

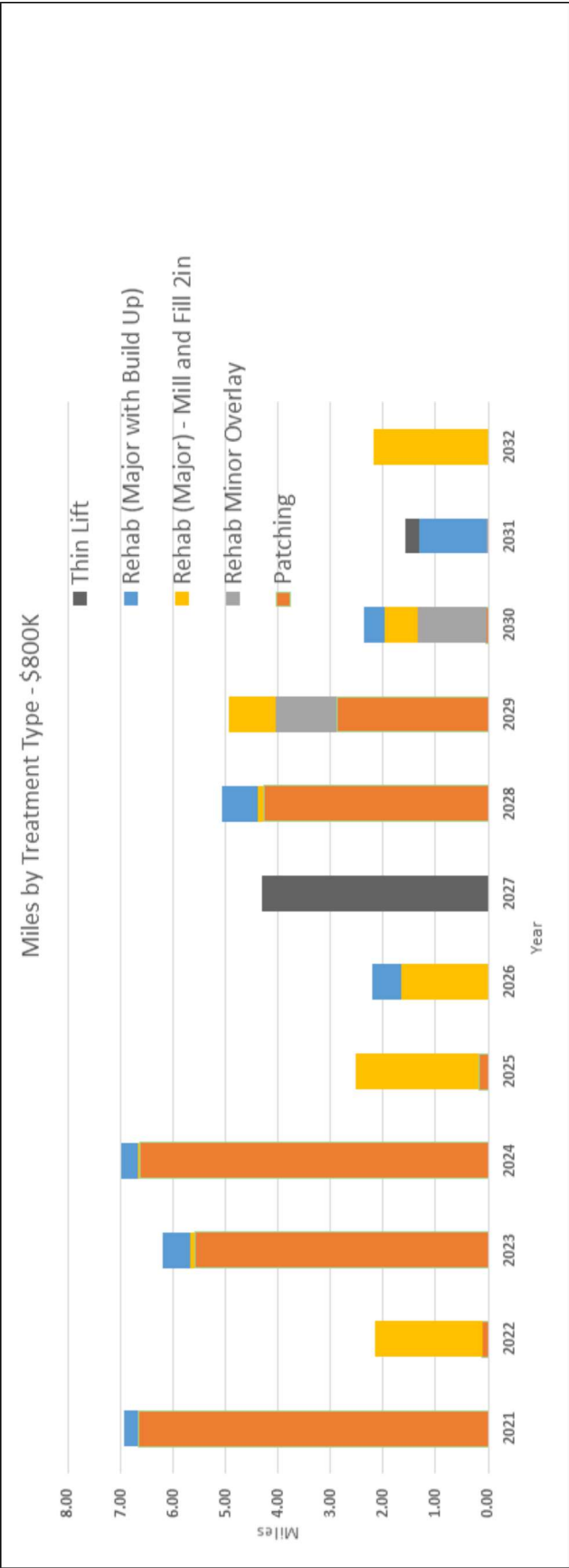
Town Staff request that the Town Council give direction and approval of one of the four options listed above.

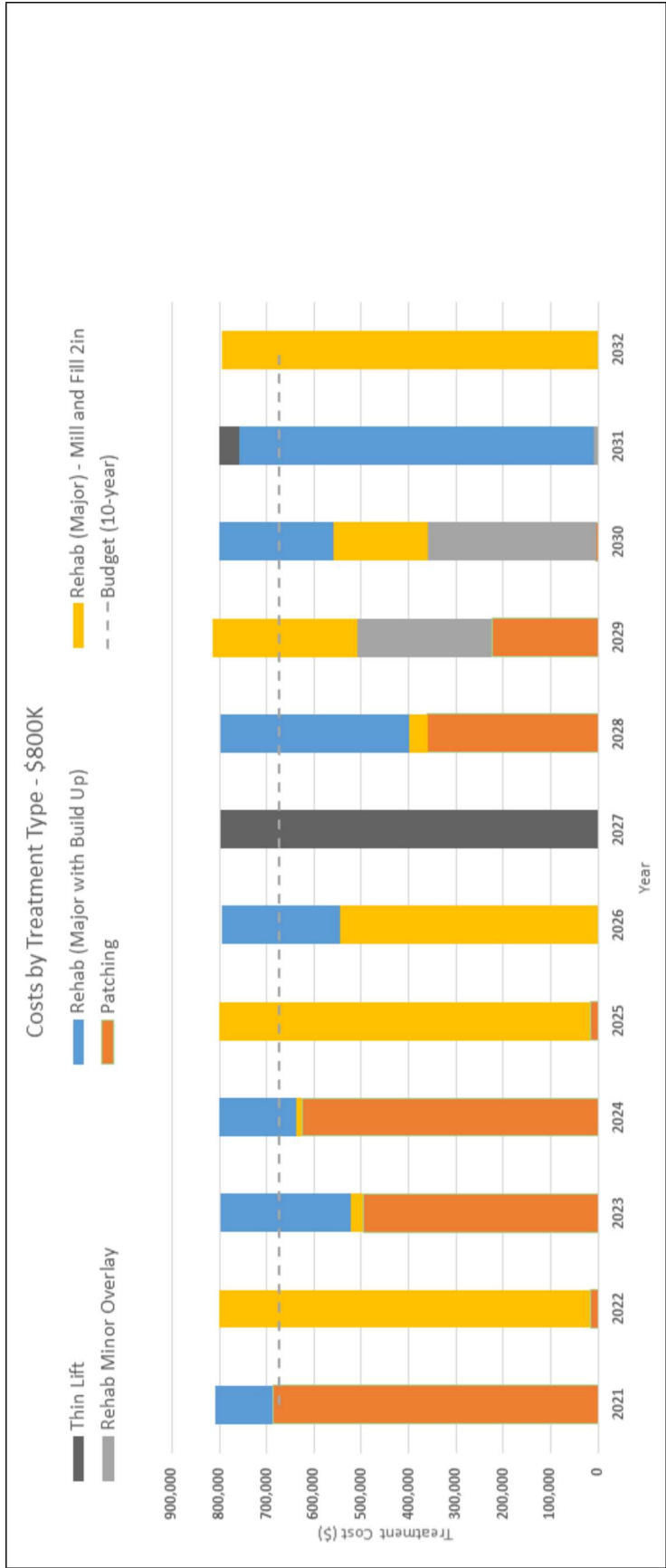
ATTACHMENTS:

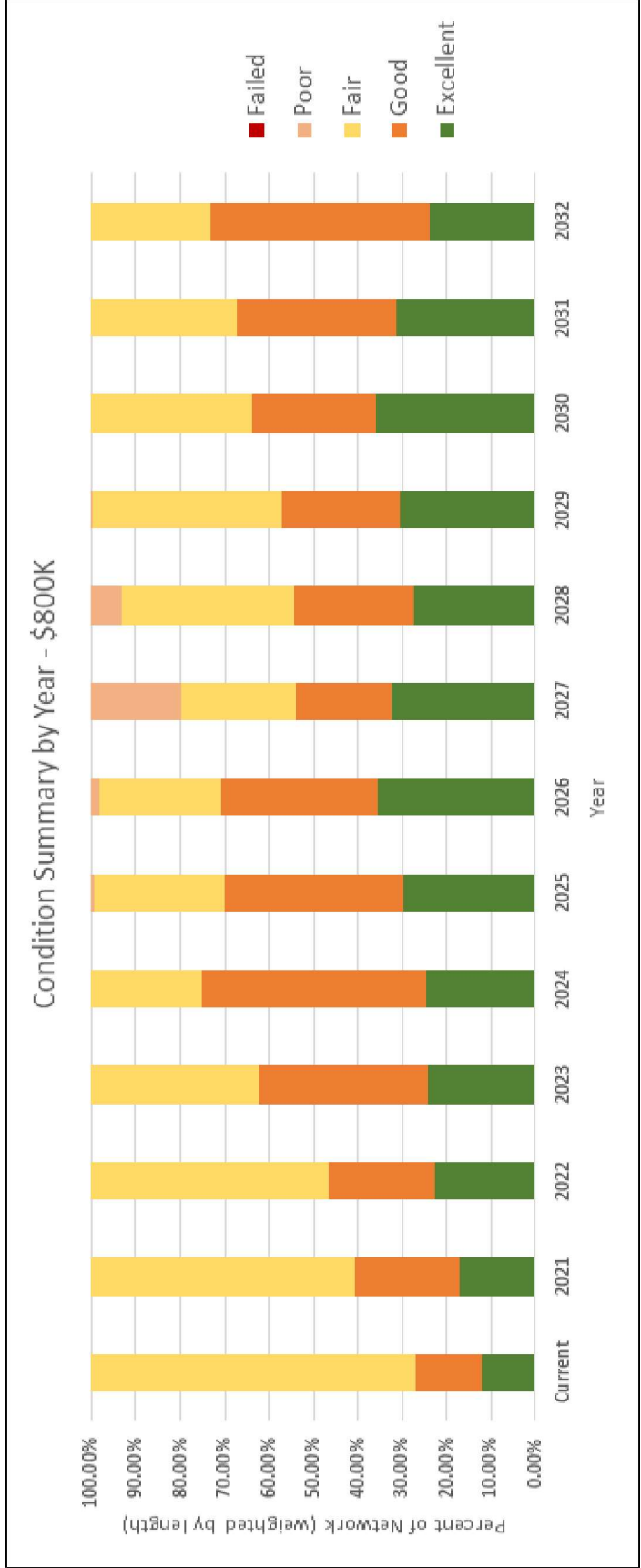
Option 3 – Additional SEPI Analysis for Pavement Maintenance
“\$800,000 pavement maintenance/\$200,000 construction contingency”

Option 4 – Staff hybrid plan
“\$675,000 pavement maintenance/\$400,000 defined construction projects”
This attachment consists of once Excel document with 13 sheets. Sheet one summarizes the work done in each year from 2021-2032 with an additional sheet for each of these years. Staff took the SEPI Option 1 and added construction work to each year. By doing so, some of the maintenance that SEPI identified was moved to later years. Staff’s edits are indicated with red type.

Options 1 and 2 can be found in the previously presented SEPI report as part of the Town Council’s October 5 agenda packet, or at -
<https://www.southernshores-nc.gov/wp-content/uploads/2021/10/Southern-Shores-PCS-CIP-Final-Report-v2.pdf>







Town of Southern Shores Year 2021 Treatment - Budget \$800,000

Item 1.

Legend


Treatment (2021)

- Patching
- Rehab (Major with Build Up)



Currituck Sound

Atlantic Ocean



Town of Southern Shores Year 2022 Treatment - Budget \$800,000

Item 1.

Legend

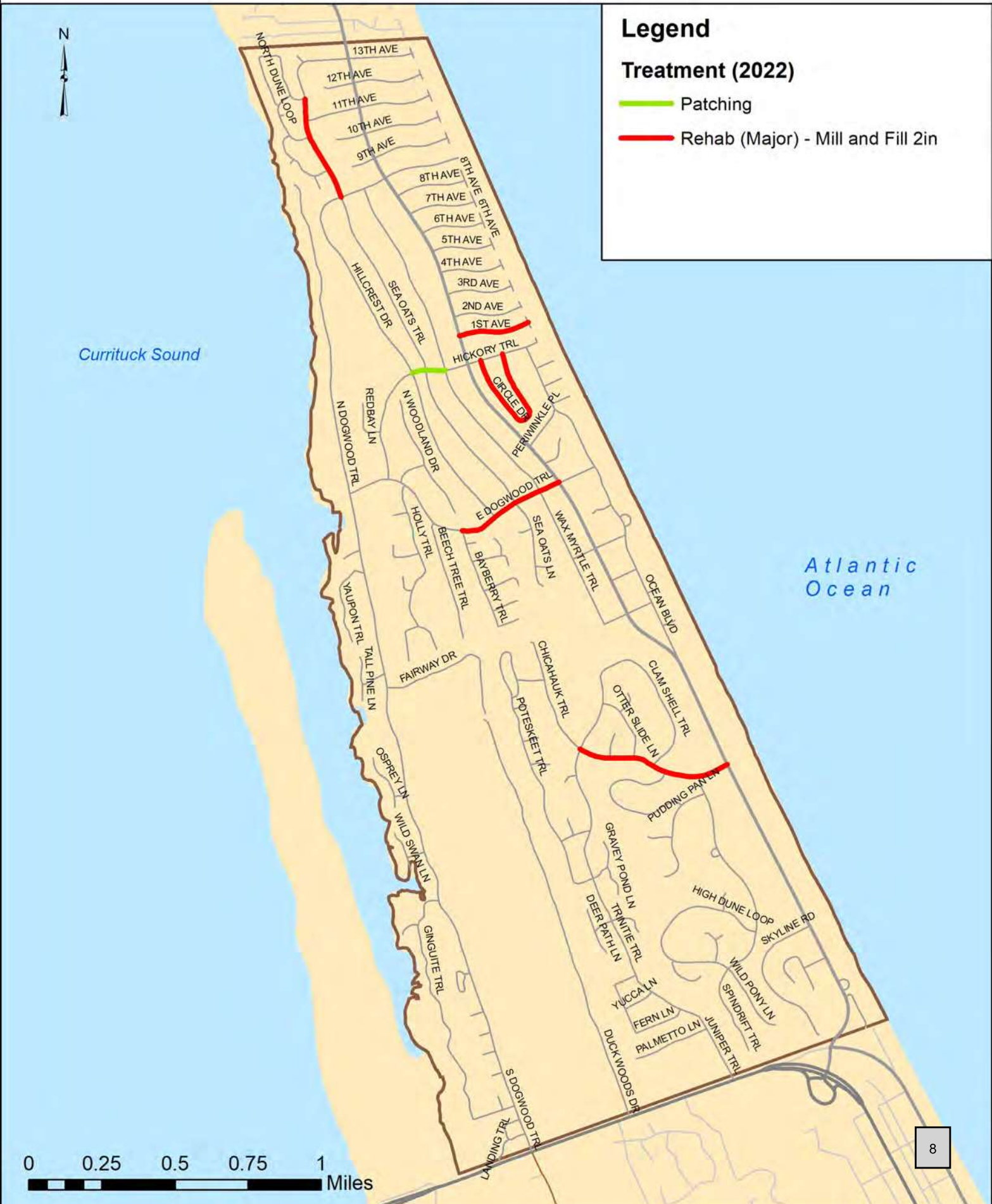
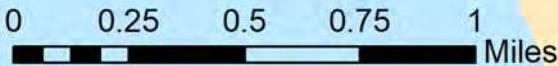
Treatment (2022)

- Patching
- Rehab (Major) - Mill and Fill 2in



Currituck Sound

Atlantic Ocean



Town of Southern Shores Year 2023 Treatment - Budget \$800,000

Item 1.

Legend

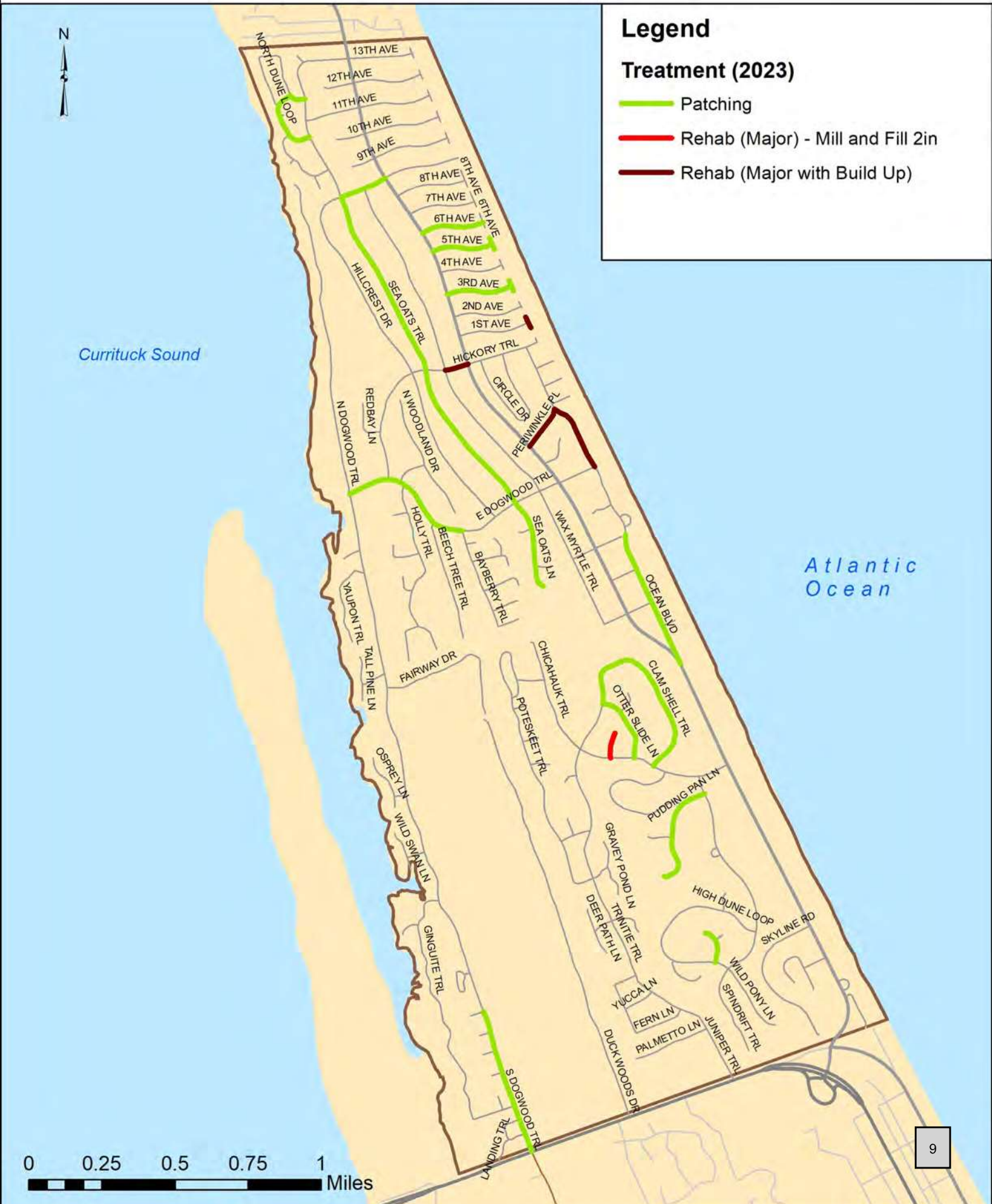

Treatment (2023)

- Patching
- Rehab (Major) - Mill and Fill 2in
- Rehab (Major with Build Up)



Currituck Sound

Atlantic Ocean



Town of Southern Shores Year 2024 Treatment - Budget \$800,000

Item 1.

Legend

Treatment (2024)

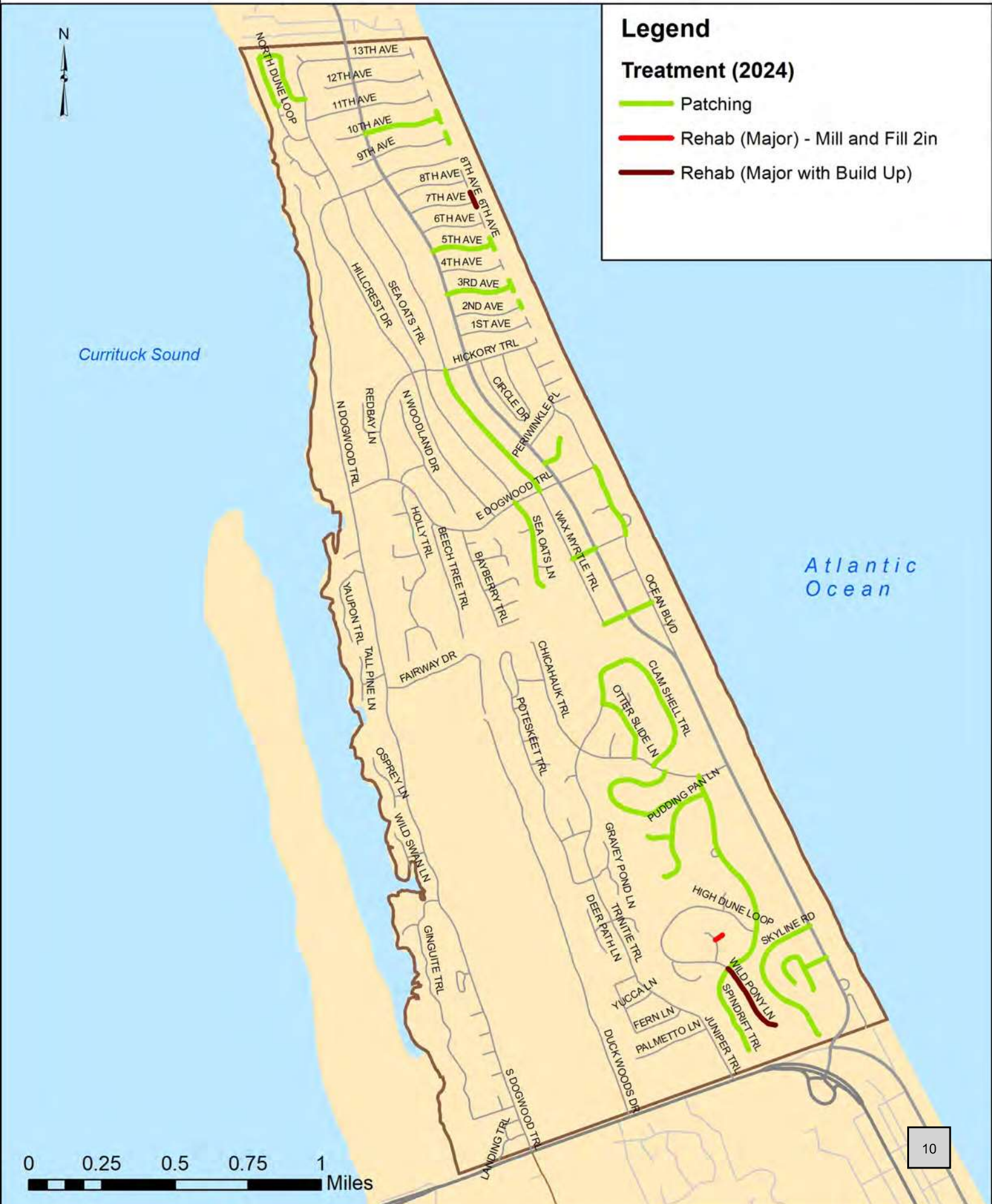
- Patching
- Rehab (Major) - Mill and Fill 2in
- Rehab (Major with Build Up)



Currituck Sound

Atlantic Ocean

0 0.25 0.5 0.75 1 Miles



Town of Southern Shores Year 2025 Treatment - Budget \$800,000

Item 1.

Legend

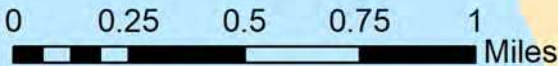
Treatment (2025)

- Patching
- Rehab (Major) - Mill and Fill 2in



Currituck Sound

Atlantic Ocean



Town of Southern Shores Year 2026 Treatment - Budget \$800,000

Item 1.

Legend

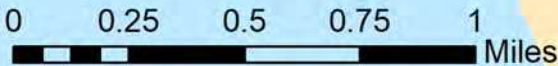
Treatment (2026)

- Rehab (Major) - Mill and Fill 2in
- Rehab (Major with Build Up)



Currituck Sound

Atlantic Ocean



Town of Southern Shores Year 2027 Treatment - Budget \$800,000

Item 1.

Legend

Treatment (2027)

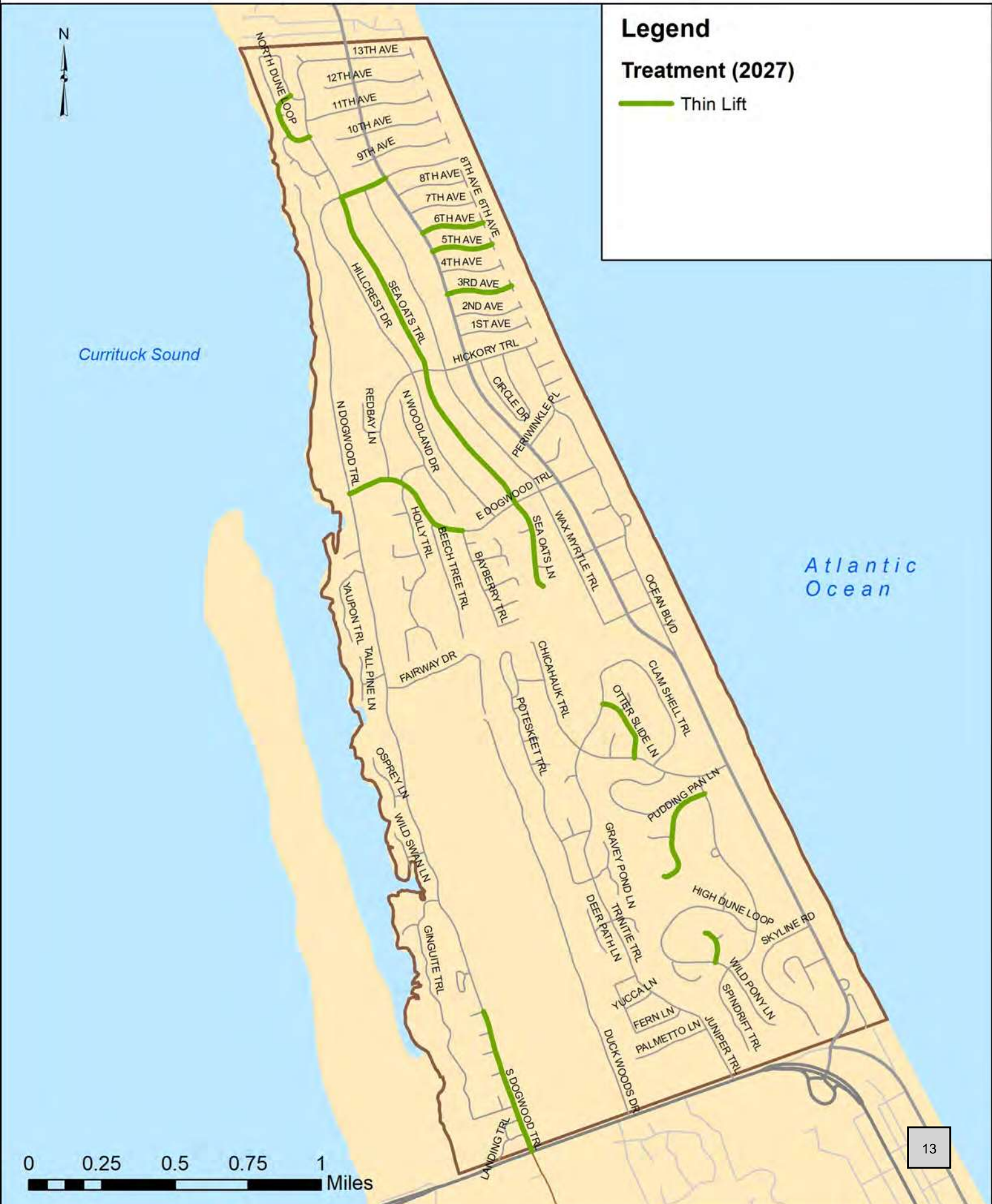
Thin Lift



Currituck Sound

Atlantic Ocean

0 0.25 0.5 0.75 1 Miles



Town of Southern Shores Year 2028 Treatment - Budget \$800,000

Item 1.

Legend

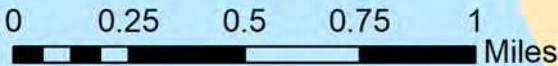
Treatment (2028)

- Patching
- Rehab (Major) - Mill and Fill 2in
- Rehab (Major with Build Up)



Currituck Sound

Atlantic Ocean



Town of Southern Shores

Year 2030 Treatment - Budget \$800,000

Item 1.

Legend

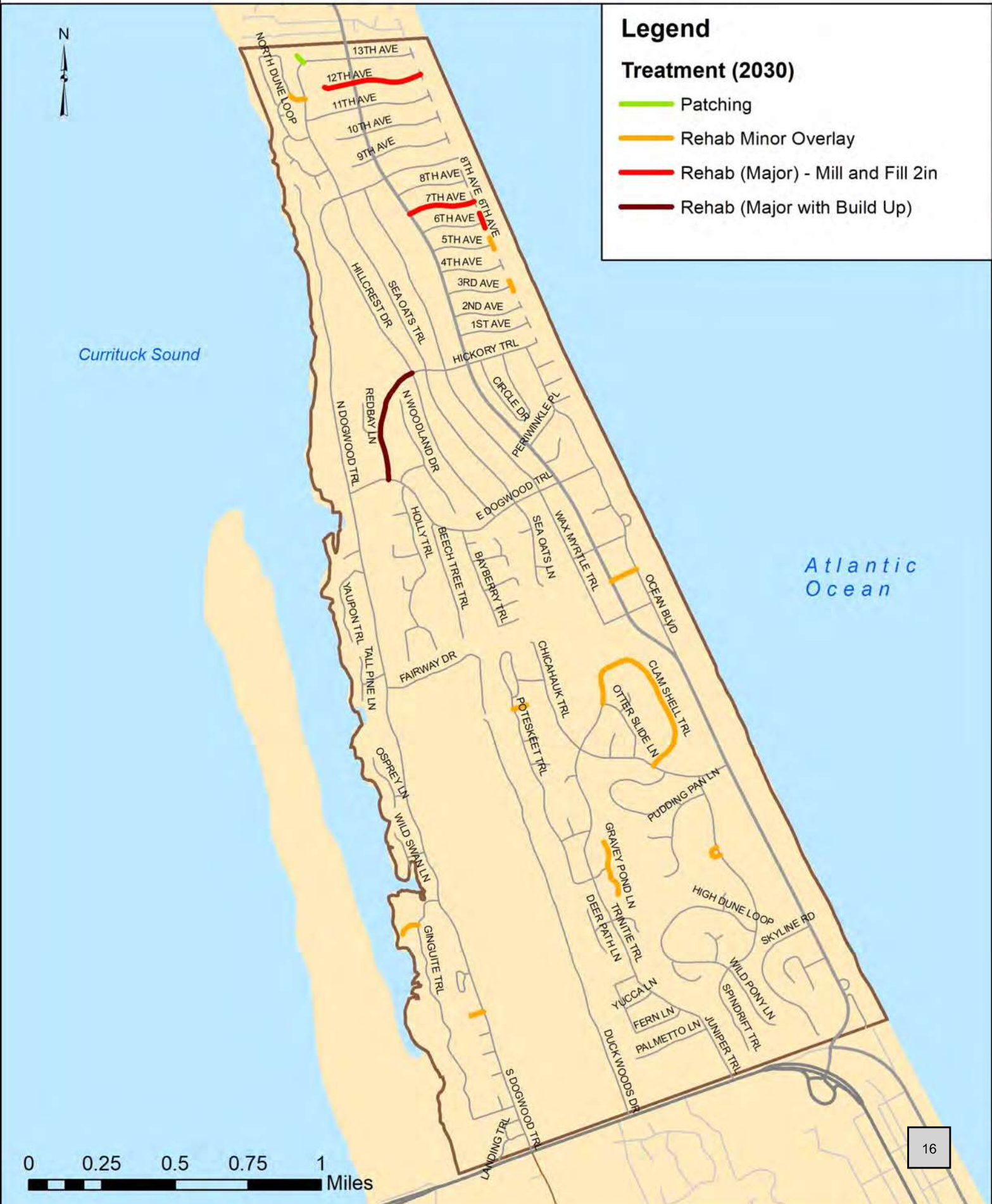
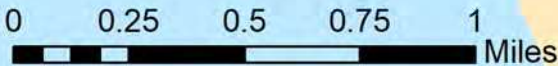
Treatment (2030)

- Patching
- Rehab Minor Overlay
- Rehab (Major) - Mill and Fill 2in
- Rehab (Major with Build Up)



Currituck Sound

Atlantic Ocean




Town of Southern Shores Year 2032 Treatment - Budget \$800,000

Item 1.

Legend

Treatment (2032)

 Rehab (Major) - Mill and Fill 2in



Currituck Sound

Atlantic Ocean

0 0.25 0.5 0.75 1 Miles

Town of Southern Shores Year 2032 Conditions - Budget \$800,000

Item 1.




Legend

Condition Category (2032)

- Excellent
- Good
- Fair

Currituck Sound

Atlantic Ocean



YEAR 2021 Option \$800,000						
SectionID	Street Name	BEG_DESC	END_DESC	Treatment (2021)	Cost 2021	Class
65	HICKORY TRL	NC 12	DEAD END	Rehab (Major with Build Up)	\$121,423	A
51	HILLCREST DR	SEA OATS TRL	HICKORY TRL	Patching	\$97,367	A
128	TRINITIE TRL	CHICAHAUK TRL	EAGLES NEST LN	Patching	\$55,332	A
90	HILLCREST DR	HICKORY TRL	E DOGWOOD TRL	Patching	\$51,494	A
153	S DOGWOOD TRL	GINGUITE TRL	TEAL CT	Patching	\$12,233	A
26	SEA OATS TRL	SOUNDVIEW TRL	NC 12	Patching	\$25,932	A
111	S DOGWOOD TRL	YAUPON TRL	FAIRWAY DR	Patching	\$53,383	A
130	S DOGWOOD TRL	FAIRWAY DR	GINGUITE TRL	Patching	\$106,851	A
95	S DOGWOOD TRL	E DOGWOOD TRL	YAUPON TRL	Patching	\$7,782	A
11	HAPPY INDIAN LN	HIGH DUNE LOOP	DEAD END	Patching	\$3,592	B
33	SOUNDVIEW TRL	SEA OATS TRL	NORTH DUNE LOOP	Patching	\$22,737	B
54	6TH AVE	NC 12	6TH AVE	Patching	\$80,840	B
12	HIGH DUNE LOOP	SPINDRIFT TRL	SPINDRIFT TRL	Patching	\$60,981	B
58	4TH AVE	NC 12	4TH AVE	Patching	\$16,000	B
29	12TH AVE	NC 12	12TH AVE	Patching	\$18,784	B
53	6TH AVE	DEAD END	DEAD END	Patching	\$4,745	B
50	7TH AVE	NC 12	7TH AVE	Patching	\$18,244	B
121	FAIRWAY DR	S DOGWOOD TRL	EOM	Patching	\$13,635	B
142	GRAVEY POND LN	DEAD END	DEAD END	Patching	\$5,267	B
126	TURTLE POND CT	POTESKEET TRL	DEAD END	Patching	\$9,735	C
81	WOODLAND DR	E DOGWOOD TRL	N WOODLAND DR	Patching	\$16,065	C
92	MIZZENMAST LN	SEA OATS LN	DEAD END	Patching	\$6,578	C
					\$809,000	Yearly Total

Item 1.

Year 2022	Option \$800,000					
SectionID	Street Name	BEG_DESC	END_DESC	Treatment (2022)	Cost 2022	Class
71	HICKORY TRL	HILLCREST DR	WAX MYRTLE TRL	Patching	\$16,217	A
84	E DOGWOOD TRL	BAYBERRY TRL	WAX MYRTLE TRL	Rehab (Major) - Mill and Fill 2in	\$252,720	A
125	CHICHAUK TRL	CLAM SHELL TRL	SPINDRIFT TRL	Rehab (Major) - Mill and Fill 2in	\$178,176	A
38	SEA OATS TRL	SOUNDVIEW TRL	HILLCREST DR	Rehab (Major) - Mill and Fill 2in	\$121,987	A
64	1ST AVE	NC 12	1ST AVE	Rehab (Major) - Mill and Fill 2in	\$73,169	B
74	CIRCLE DR	HICKORY TRL	HICKORY TRL	Rehab (Major) - Mill and Fill 2in	\$156,673	B
					\$798,941	Yearly Total

Year 2023 Option \$800,000						
SectionID	Street Name	BEG_DESC	END_DESC	Treatment (2023)	Cost 2023	Class
69	HICKORY TRL	WAX MYRTLE TRL	NC 12	Rehab (Major with Build Up)	\$45,372	A
82	E DOGWOOD TRL	N DOGWOOD TRL	BAYBERRY TRL	Patching	\$14,233	A
86	SEA OATS TRL	HICKORY TRL	E DOGWOOD TRL	Patching	\$50,502	A
68	SEA OATS TRL	HILLCREST DR	HICKORY TRL	Patching	\$20,029	A
157	S DOGWOOD TRL	TEAL CT	CROATAN HWY	Patching	\$15,265	A
47	HILLCREST DR	SEA OATS TRL	NC 12	Patching	\$4,977	A
80	OCEAN BLVD	PERIWINKLE PL	E DOGWOOD TRL	Rehab (Major with Build Up)	\$123,808	B
77	PERIWINKLE PL	NC 12	OCEAN BLVD	Rehab (Major with Build Up)	\$85,882	B
63	1ST AVE	DEAD END	DEAD END	Rehab (Major with Build Up)	\$20,033	B
11	HAPPY INDIAN LN	HIGH DUNE LOOP	DEAD END	Patching	\$3,663	B
55	5TH AVE	DEAD END	DEAD END	Patching	\$3,771	B
60	3RD AVE	NC 12	3RD AVE	Patching	\$30,665	B
133	PUDDING PAN LN	SPINDRIFT TRL	DEAD END	Patching	\$33,769	B
127	CLAM SHELL TRL	CHICHAUK TRL	OTTER SLIDE LN	Patching	\$59,705	B
1	SEA OATS LN	E DOGWOOD TRL	DEAD END	Patching	\$28,163	B
59	3RD AVE	DEAD END	DEAD END	Patching	\$2,121	B
56	5TH AVE	NC 12	5TH AVE	Patching	\$28,348	B
33	SOUNDVIEW TRL	SEA OATS TRL	NORTH DUNE LOOP	Patching	\$23,187	B
171	OTTER SLIDE LN	CLAM SHELL TRL	CHICHAUK TRL	Patching	\$21,762	B
32	SOUNDVIEW TRL	NORTH DUNE LOOP	SEA OATS TRL	Patching	\$4,941	B
54	6TH AVE	NC 12	6TH AVE	Patching	\$82,441	B
6	OCEAN BLVD	DOLPHIN RUN	PORPOISE RUN	Patching	\$33,806	B
108	OCEAN BLVD	PORPOISE RUN	NC 12	Patching	\$35,328	B
124	GOOSE FEATHER LN	CHICHAUK TRL	DEAD END	Rehab (Major) - Mill and Fill 2in	\$26,409	C
					\$798,182	Yearly Total

Year 2024 Option \$800,000						
SectionID	StreetName	BEG_DESC	END_DESC	Treatment (2024)	Cost 2024	Class
55	5TH AVE	DEAD END	DEAD END	Patching	\$3,808	B
60	3RD AVE	NC 12	3RD AVE	Patching	\$30,962	B
133	PUDDING PAN LN	SPINDRIFT TRL	DEAD END	Patching	\$34,097	B
127	CLAM SHELL TRL	CHICAHAIK TRL	OTTER SLIDE LN	Patching	\$60,285	B
1	SEA OATS LN	E DOGWOOD TRL	DEAD END	Patching	\$28,437	B
59	3RD AVE	DEAD END	DEAD END	Patching	\$2,142	B
56	5TH AVE	NC 12	5TH AVE	Patching	\$28,624	B
171	OTTER SLIDE LN	CLAM SHELL TRL	CHICAHAIK TRL	Patching	\$21,974	B
32	SOUNDVIEW TRL	NORTH DUNE LOOP	SEA OATS TRL	Patching	\$4,989	B
155	WILD PONY LN	SPINDRIFT TRL	DEAD END	Rehab (Major with Build Up)	\$145,567	B
49	7TH AVE	DEAD END	DEAD END	Rehab (Major with Build Up)	\$18,392	B
79	SANDFIDDLER CT	NC 12	DEAD END	Patching	\$17,296	B
14	SPINDRIFT TRL	HIGH DUNE LOOP	DEAD END	Patching	\$44,047	B
18	OCEAN VIEW LOOP	DEAD END	DEAD END	Patching	\$23,677	B
129	SPINDRIFT TRL	CHICAHAIK TRL	HIGH DUNE LOOP	Patching	\$53,457	B
13	OCEAN VIEW LOOP	OCEANVIEW LOOP	NC 12	Patching	\$12,842	B
87	OCEAN BLVD	E DOGWOOD TRL	DOLPHIN RUN	Patching	\$22,594	B
9	PORPOISE RUN	WAX MYRTLE TRL	NC 12	Patching	\$6,332	B
8	PORPOISE RUN	NC 12	OCEAN BLVD	Patching	\$11,166	B
134	CROOKED BACK LOOP	CHICAHAIK TRL	PUDDING PAN LN	Patching	\$48,364	B
85	WAX MYRTLE TRL	HICKORY TRL	E DOGWOOD TRL	Patching	\$48,572	B
34	NORTH DUNE LOOP	SOUNDVIEW TRL	SOUNDVIEW TRL	Patching	\$35,777	B
61	2ND AVE	DEAD END	DEAD END	Patching	\$2,754	B
36	10TH AVE	DEAD END	DEAD END	Patching	\$2,923	B
39	10TH AVE	NC 12	10TH AVE	Patching	\$19,045	B
40	9TH AVE	DEAD END	DEAD END	Patching	\$2,890	B
158	SKYLINE RD	NC 12	DEAD END	Patching	\$44,961	B
138	TEA PLANT CT	PUDDING PAN LN	DEAD END	Patching	\$7,661	B
99	DOLPHIN RUN	WAX MYRTLE TRL	NC 12	Patching	\$6,322	B
150	HAPPY INDIAN CT	HAPPY INDIAN LN	DEAD END	Rehab (Major) - Mill and Fill 2in	\$10,164	C
					\$800,120	Yearly Total

Year 2025 Option \$800,000

SectionID	Street Name	BEG_DESC	END_DESC	Treatment (2025)	Cost 2025	Class
51	HILLCREST DR	SEA OATS TRL	HICKORY TRL	Rehab (Major) - Mill and Fill 2in	\$226,739	A
128	TRINITY TRL	CHICHAUK TRL	EAGLES NEST LN	Rehab (Major) - Mill and Fill 2in	\$214,756	A
90	HILLCREST DR	HICKORY TRL	E DOGWOOD TRL	Rehab (Major) - Mill and Fill 2in	\$199,857	A
153	S DOGWOOD TRL	GINGUITE TRL	TEAL CT	Rehab (Major) - Mill and Fill 2in	\$142,437	A
103	BRIGHT LANTERN LN	SEA OATS LN	DEAD END	Patching	\$4,921	C
172	KINGFISHER CT	KINGFISHER TRL	DEAD END	Patching	\$4,318	C
120	OYSTER BED LN	POTESKEET TRL	DEAD END	Patching	\$7,383	C
					\$800,410	Yearly Total

Year 2026		Option \$800,000				
SectionID	Street Name	BEG_DESC	END_DESC	Treatment (2026)	Cost 2026	Class
26	SEA OATS TRL	SOUNDVIEW TRL	NC 12	Rehab (Major) - Mill and Fill 2in	\$101,606	A
112	CHICHAUK TRL	CLAMSHELL TRL	DEAD END	Rehab (Major) - Mill and Fill 2in	\$144,033	A
45	HILLCREST DR	NC 12	DEAD END	Rehab (Major) - Mill and Fill 2in	\$72,646	A
15	TRINITIE TRL	DEER PATH LN	SWEETGUM LN	Rehab (Major) - Mill and Fill 2in	\$71,148	A
100	WAX MYRTLE TRL	E DOGWOOD TRL	PORPOISE RUN	Rehab (Major with Build Up)	\$231,334	B
24	13TH AVE	DEAD END	DEAD END	Rehab (Major with Build Up)	\$20,592	B
89	POMPANO CT	OCEAN BLVD	DEAD END	Rehab (Major) - Mill and Fill 2in	\$17,030	B
57	4TH AVE	DEAD END	DEAD END	Rehab (Major) - Mill and Fill 2in	\$10,147	B
31	11TH AVE	DEAD END	DEAD END	Rehab (Major) - Mill and Fill 2in	\$11,155	B
28	12TH AVE	DEAD END	DEAD END	Rehab (Major) - Mill and Fill 2in	\$9,586	B
46	8TH AVE	DEAD END	DEAD END	Rehab (Major) - Mill and Fill 2in	\$17,703	B
43	KINGFISHER TRL	SOUNDVIEW TRL	SEA OATS TRL	Rehab (Major) - Mill and Fill 2in	\$88,328	C
					\$795,306	Yearly Total

Year 2027 Option \$800,000						
SectionID	StreetName	BEG_DESC	END_DESC	Treatment (2027)	Cost 2027	Class
82	E DOGWOOD TRL	N DOGWOOD TRL	BAYBERRY TRL	Thin Lift	\$88,714	A
86	SEA OATS TRL	HICKORY TRL	E DOGWOOD TRL	Thin Lift	\$104,926	A
68	SEA OATS TRL	HILLCREST DR	HICKORY TRL	Thin Lift	\$124,841	A
157	S DOGWOOD TRL	TEAL CT	CROATAN HWY	Thin Lift	\$95,149	A
47	HILLCREST DR	SEA OATS TRL	NC 12	Thin Lift	\$31,024	A
11	HAPPY INDIAN LN	HIGH DUNE LOOP	DEAD END	Thin Lift	\$22,832	B
60	3RD AVE	NC 12	3RD AVE	Thin Lift	\$38,227	B
133	PUDDING PAN LN	SPINDRIFT TRL	DEAD END	Thin Lift	\$70,161	B
1	SEA OATS LN	E DOGWOOD TRL	DEAD END	Thin Lift	\$58,514	B
56	5TH AVE	NC 12	5TH AVE	Thin Lift	\$35,339	B
33	SOUNDVIEW TRL	SEA OATS TRL	NORTH DUNE LOOP	Thin Lift	\$48,175	B
171	OTTER SLIDE LN	CLAM SHELL TRL	CHICHAUK TRL	Thin Lift	\$45,215	B
54	6TH AVE	NC 12	6TH AVE	Thin Lift	\$34,257	B
					\$797,373	Yearly Total

Year 2028 Option \$800,000						
SectionID	Street Name	BEG_DESC	END_DESC	Treatment (2028)	Cost 2028	Class
71	HICKORY TRL	HILLCREST DR	WAX MYRTLE TRL	Rehab (Major) - Mill and Fill 2in	\$38,462	A
70	WAX MYRTLE TRL	HILLCREST DR	HICKORY TRL	Rehab (Major with Build Up)	\$399,110	B
52	N DOGWOOD TRL	E DOGWOOD TRL	DEAD END	Patching	\$103,321	B
62	2ND AVE	NC 12	2ND AVE	Patching	\$20,253	B
67	OCEAN BLVD	HICKORY TRL	PERIWINKLE PL	Patching	\$22,159	B
21	DUCK WOODS DR	CROATAN HWY	DEAD END	Patching	\$138,191	B
42	9TH AVE	NC 12	9TH AVE	Patching	\$6,666	B
78	N WOODLAND DR	DEAD END	DEAD END	Patching	\$33,095	B
25	13TH AVE	NC 12	13TH AVE	Patching	\$6,902	B
5	BAYBERRY TRL	E DOGWOOD TRL	SCUPPERNONG LN	Patching	\$29,891	B
					\$798,050	Yearly Total

Year 2029 Option \$800,000						
SectionID	Street Name	BEG_DESC	END_DESC	Treatment (2029)	Cost 2029	Class
12	HIGH DUNE LOOP	SPINDRIFT TRL	SPINDRIFT TRL	Rehab (Major) - Mill and Fill 2in	\$245,696	B
58	4TH AVE	NC 12	4TH AVE	Rehab (Major) - Mill and Fill 2in	\$61,235	B
94	DOLPHIN RUN	NC 12	OCEAN BLVD	Patching	\$14,271	B
23	GINGUITE TRL	PINTAIL TRL	S DOGWOOD TRAIL	Patching	\$81,775	B
16	TALL CLIFF LN	HIGH DUNE LOOP	DEAD END	Patching	\$4,560	B
110	W HOLLY TRL	HOLLY TRL	DEAD END	Patching	\$14,126	B
66	PURPLE MARTIN LN	OCEAN BLVD	DEAD END	Patching	\$4,315	B
107	E HOLLY TRL	HOLLY TRL	DEAD END	Patching	\$2,787	B
48	8TH AVE	NC 12	8TH AVE	Patching	\$6,164	B
72	SAND PIPER LN	OCEAN BLVD	DEAD END	Patching	\$5,000	B
37	11TH AVE	SEA OATS TRL	NC 12	Patching	\$18,098	B
73	MOCKINGBIRD LN	OCEAN BLVD	DEAD END	Patching	\$5,000	B
41	10TH AVE	NC 12	DEAD END	Patching	\$7,729	B
35	11TH AVE	NC 12	11TH AVE	Patching	\$21,370	B
44	9TH AVE	NC 12	DEAD END	Patching	\$6,287	B
119	BENT OAK CT	POTESKEET TRL	DEAD END	Patching	\$7,544	C
139	LAND FALL LOOP	SPINDRIFT TRL	SPINDRIFT TRL	Patching	\$6,436	C
149	POINT COMFORT LN	GINGUITE TRL	DEAD END	Patching	\$5,993	C
154	TEAL CT	S DOGWOOD TRL	DEAD END	Patching	\$5,000	C
104	TROUT RUN	NC 12	OCEAN BLVD	Patching	\$3,002	C
145	LAST HUNT LN	HIGH DUNE LOOP	DEAD END	Patching	\$2,040	C
160	WOOD DUCK CT	S DOGWOOD TRL	DEAD END	Patching	\$1,331	C
159	BLUE PETE CT	S DOGWOOD TRL	DEAD END	Patching	\$1,198	C
122	TWISTED TREE CT	POTESKEET TRL	DEAD END	Rehab Minor Overlay	\$15,317	C
151	YUCCA LN	CYPRESS LN	JUNIPER TRL	Rehab Minor Overlay	\$27,384	C
97	BIRCH LN	HOLLY TRL	DEAD END	Rehab Minor Overlay	\$21,383	C
22	PINTAIL TRL	GINGUITE TRL	S DOGWOOD TRL	Rehab Minor Overlay	\$41,488	C
3	LIVE OAK LN	HOLLY TRL	DEAD END	Rehab Minor Overlay	\$16,119	C
88	LOBLOLLY LN	HOLLY TRL	DEAD END	Rehab Minor Overlay	\$11,957	C
136	OLD PASSAGE LN	POTESKEET TRL	TRINITIE TRL	Rehab Minor Overlay	\$29,739	C
148	EAGLES NEST LN	TRINITIE TRL	DEAD END	Rehab Minor Overlay	\$27,726	C
162	WIDGEON CT	S DOGWOOD TRL	DEAD END	Rehab Minor Overlay	\$10,334	C
17	SWEETGUM LN	CYPRESS LN	TRINITIE TRL	Rehab Minor Overlay	\$22,547	C
98	SASSAFRAS LN	S DOGWOOD TRL	DEAD END	Rehab Minor Overlay	\$10,330	C
76	REDBAY LN	HICKORY TRL	DEAD END	Rehab Minor Overlay	\$35,374	C
163	PINTAIL CT	PINTAIL TRL	DEAD END	Rehab Minor Overlay	\$13,658	C
					\$814,314	Yearly Total

Year 2030 Option \$800,000						
SectionID	Street Name	BEG_DESC	END_DESC	Treatment (2030)	Cost 2030	Class
75	HICKORY TRL	HILLCREST DR	E DOGWOOD TRL	Rehab (Major with Build Up)	\$242,238	A
55	5TH AVE	DEAD END	DEAD END	Rehab Minor Overlay	\$7,089	B
127	CLAM SHELL TRL	CHICAHAWK TRL	OTTER SLIDE LN	Rehab Minor Overlay	\$187,038	B
59	3RD AVE	DEAD END	DEAD END	Rehab Minor Overlay	\$6,645	B
32	SOUNDVIEW TRL	NORTH DUNE LOOP	SEA OATS TRL	Rehab Minor Overlay	\$15,478	B
29	12TH AVE	NC 12	12TH AVE	Rehab (Major) - Mill and Fill 2in	\$76,375	B
53	6TH AVE	DEAD END	DEAD END	Rehab (Major) - Mill and Fill 2in	\$11,576	B
50	7TH AVE	NC 12	7TH AVE	Rehab (Major) - Mill and Fill 2in	\$74,180	B
30	12TH AVE	NC 12	DEAD END	Rehab (Major) - Mill and Fill 2in	\$37,102	B
142	GRAVEY POND LN	DEAD END	DEAD END	Rehab Minor Overlay	\$50,481	B
119	BENT OAK CT	POTESKEET TRL	DEAD END	Rehab Minor Overlay	\$13,399	C
139	LAND FALL LOOP	SPINDRIFT TRL	SPINDRIFT TRL	Rehab Minor Overlay	\$19,051	C
149	POINT COMFORT LN	GINGUITE TRL	DEAD END	Rehab Minor Overlay	\$17,740	C
154	TEAL CT	S DOGWOOD TRL	DEAD END	Rehab Minor Overlay	\$11,722	C
104	TROUT RUN	NC 12	OCEAN BLVD	Rehab Minor Overlay	\$26,662	C
27	SEA OATS CT	SEA OATS TRL	DEAD END	Patching	\$3,131	C
					\$799,905	Yearly Total

Year 2031 Option \$800,000						
SectionID	Street Name	BEG_DESC	END_DESC	Treatment (2031)	Cost 2031	Class
65	HICKORY TRL	NC 12	DEAD END	Thin Lift	\$43,515	A
6	OCEAN BLVD	DOLPHIN RUN	PORPOISE RUN	Rehab (Major with Build Up)	\$134,069	B
108	OCEAN BLVD	PORPOISE RUN	NC 12	Rehab (Major with Build Up)	\$140,104	B
14	SPINDRIFT TRL	HIGH DUNE LOOP	DEAD END	Rehab (Major with Build Up)	\$288,339	B
18	OCEAN VIEW LOOP	DEAD END	DEAD END	Rehab (Major with Build Up)	\$154,996	B
61	2ND AVE	DEAD END	DEAD END	Rehab (Major with Build Up)	\$10,817	B
36	10TH AVE	DEAD END	DEAD END	Rehab (Major with Build Up)	\$19,133	B
27	SEA OATS CT	SEA OATS TRL	DEAD END	Rehab Minor Overlay	\$9,267	C
					\$800,240	Yearly Total

Year 2032 Option \$800,000						
SectionID	StreetName	BEG_DESC	END_DESC	Treatment (2032)	Cost 2030	Class
79	SANDFIDDLER CT	NC 12	DEAD END	Rehab (Major) - Mill and Fill 2in	\$41,724	B
129	SPINDRIFT TRL	CHICAHUK TRL	HIGH DUNE LOOP	Rehab (Major) - Mill and Fill 2in	\$214,924	B
13	OCEAN VIEW LOOP	OCEANVIEW LOOP	NC 12	Rehab (Major) - Mill and Fill 2in	\$30,979	B
87	OCEAN BLVD	E DOGWOOD TRL	DOLPHIN RUN	Rehab (Major) - Mill and Fill 2in	\$90,839	B
8	PORPOISE RUN	NC 12	OCEAN BLVD	Rehab (Major) - Mill and Fill 2in	\$26,937	B
134	CROOKED BACK LOOP	CHICAHUK TRL	PUDDING PAN LN	Rehab (Major) - Mill and Fill 2in	\$194,446	B
85	WAX MYRTLE TRL	HICKORY TRL	E DOGWOOD TRL	Rehab (Major) - Mill and Fill 2in	\$195,285	B
					\$795,134	Yearly Total

SEPI Recommendation		Town Staff Recommendation					
	Maintenance Costs	Maintnenace Costs	Construction Costs	Total	Budget	CRF	Construction Project
2021	\$671,576.57	\$509,011.01	\$400,000	\$909,011.01	\$1,123,689	\$214,677.99	Hillcrest from Hickory to "Harry's Hump"
2022	\$675,572.09	\$421,684.33	\$400,000	\$821,684.33	\$1,000,000	\$178,315.67	Hillcrest from "Harry's Hump" to NC 12
2023	\$672,881.09	\$672,881.09	\$400,000	\$1,072,881.09	\$1,000,000	(\$72,881.09)	S Dogwood from Ginguite to Teal Court
2024	\$664,512.77	\$675,975.71	\$400,000	\$1,075,975.71	\$1,000,000	(\$75,975.71)	Chickahauk from Clamshell to Trinitie
2025	\$673,679.34	\$664,512.77	\$400,000	\$1,064,512.77	\$1,000,000	(\$64,512.77)	S Dogwood from Teal Court to Croatan Hwy
2026	\$674,613.70	\$674,613.70	\$400,000	\$1,074,613.70	\$1,000,000	(\$74,613.70)	Hillcrest FDR from Hickory to E Dogwood
2027	\$673,679.34	\$668,002.41	\$400,000	\$1,068,002.41	\$1,000,000	(\$68,002.41)	S Dogwood from Ginguite to Fairway
Totals	\$4,706,514.90	\$4,286,681.02	\$2,800,000	\$7,086,681.02	\$7,123,689	\$37,007.98	
2028	\$672,823.08	\$484,166.55	\$400,000	\$884,166.55	\$1,000,000	\$115,833.45	
2029	\$670,665.66	\$670,665.66	\$400,000	\$1,070,665.66	\$1,000,000	(\$70,665.66)	
2030	\$671,486.07	\$671,486.07	\$400,000	\$1,071,486.07	\$1,000,000	(\$71,486.07)	
2031	\$665,389.50	\$70,916.10	\$400,000	\$470,916.10	\$1,000,000	\$529,083.90	
2032	\$673,818.46	\$673,818.46	\$400,000	\$1,073,818.46	\$1,000,000	(\$73,818.46)	
Totals	\$3,354,182.77	\$2,571,052.84	\$2,000,000	\$4,571,052.84	\$5,000,000	\$428,947.16	
Cumulative Totals	\$8,060,697.67	\$6,857,733.86	\$4,800,000	\$11,657,733.86	\$12,123,689	\$465,955.14	

Year 2021 Option 1

SectionID	StreetName	BEG_DESC	END_DESC	Treatment2	Maintenance		Class	Notes
					Cost 2021	Costs 2021		
51	HILLCREST-DR	SEA-OATS-TRL	HICKORY-TRL	Patching			A	Construction from Hickory to "Harry's Hump"
128	TRINITIE TRL	CHICHAUK TRL	EAGLES NEST LN	Patching	\$55,332.42		A	
90	HILLCREST-DR	HICKORY-TRL	E DOGWOOD-TRL	Patching			A	Moved to 2026
153	S DOGWOOD-TRL	GINGUITE-TRL	TEAL-CT	Patching			A	Moved to 2023
26	SEA-OATS-TRL	SOUNDVIEW-TRL	NC-12	Patching			A	Completed
111	S DOGWOOD TRL	YAUPON TRL	FAIRWAY DR	Patching	\$53,383.01		A	
130	S DOGWOOD TRL	FAIRWAY DR	GINGUITE TRL	Patching	\$106,850.86		A	
95	S DOGWOOD TRL	E DOGWOOD TRL	YAUPON TRL	Patching	\$7,782.09		A	
11	HAPPY INDIAN LN	HIGH DUNE LOOP	DEAD END	Patching	\$3,591.91		B	
33	SOUNDVIEW TRL	SEA OATS TRL	NORTH DUNE LOOP	Patching	\$22,736.71		B	
54	6TH AVE	NC 12	6TH AVE	Patching	\$80,840.17		B	
12	HIGH DUNE LOOP	SPINDRIFT TRL	SPINDRIFT TRL	Patching	\$60,981.32		B	
58	4TH AVE	NC 12	4TH AVE	Patching	\$18,783.00		B	
29	12TH AVE	NC 12	12TH AVE	Patching	\$18,783.71		B	
28	12TH AVE	DEAD END	DEAD END	Patching	\$2,591.80		B	moved from 2027
53	6TH AVE	DEAD END	DEAD END	Patching	\$4,744.98		B	
49	7TH AVE	DEAD END	DEAD END	Patching	\$3,085.13		B	moved from 2027
50	7TH AVE	NC 12	7TH AVE	Patching	\$18,243.96		B	
121	FAIRWAY DR	S DOGWOOD TRL	EOM	Patching	\$13,635.00		B	
142	GRAVEY POND LN	DEAD END	DEAD END	Patching	\$5,267.09		B	
126	TURTLE POND CT	POTESKEET TRL	DEAD END	Patching	\$9,735.09		C	
81	WOODLAND DR	E DOGWOOD TRL	N WOODLAND DR	Patching	\$16,065.24		C	
92	MIZZENMAST LN	SEA OATS LN	DEAD END	Patching	\$6,577.52		C	
Yearly Total					\$509,011.01	\$400,000.00		\$909,011.01

Year 2022 Option 1

SectionID	StreetName	BEG_DESC	END_DESC	Treatment (2022)	Cost (2022)	Maintenance	Construction	Notes
						Costs 2022		
71	HICKORY TRL	HILLCREST DR	WAX MYRTLE TRL	Patching	\$16,216.57			
69	HICKORY TRL	WAX MYRTLE TRL	NC 12	Patching	\$12,209.70			
84	E DOGWOOD TRL	BAYBERRY TRL	WAX MYRTLE TRL	Patching	\$67,692.75			
125	CHICAHUAUK TRL	CLAM-SHELL TRL	SPINDRIFT TRL	Patching				Construction from Clamshell/Trinitie
38	SEA OATS TRL	SOUNDVIEW TRL	HILLCREST DR	Patching	\$32,675.09			
82	E DOGWOOD TRL	N DOGWOOD TRL	BAYBERRY TRL	Patching	\$14,094.72			
86	SEA OATS TRL	HICKORY TRL	E DOGWOOD TRL	Patching	\$50,011.31			
68	SEA OATS TRL	HILLCREST DR	HICKORY TRL	Patching	\$19,834.52			
157	S-DOGWOOD-TRL	FEAL-CT	CROATAN-HWY	Patching				Moved to 2025
47	HILLCREST-DR	SEA-OATS-TRL	NC-12	Patching		\$400,000.00		Construction 'Har
5	BAYBERRY TRL	E DOGWOOD TRL	SCUPPERNONG LN	Patching	\$28,230.51			
16	TALL CLIFF LN	HIGH DUNE LOOP	DEAD END	Patching	\$4,266.98			
110	W HOLLY TRL	HOLLY TRL	DEAD END	Patching	\$13,218.50			
66	PURPLE MARTIN LN	OCEAN BLVD	DEAD END	Patching	\$4,037.51			
48	8TH AVE	NC 12	8TH AVE	Patching	\$5,768.43			
*46	8TH AVE	DEAD END	DEAD END	Patching		\$4,786.49		moved from 2027
37	11TH AVE	SEA OATS TRL	NC 12	Patching	\$16,935.74			
35	11TH AVE	NC 12	11TH AVE	Patching	\$19,998.03			
44	9TH AVE	NC 12	DEAD END	Patching	\$5,883.08			
33	SOUNDVIEW TRL	SEA OATS TRL	NORTH DUNE LOOP	Thin Lift	\$45,923.65			
54	6TH AVE	NC 12	6TH AVE	Thin Lift	\$32,656.23			
122	TWISTED TREE CT	POTESKEET TRL	DEAD END	Thin Lift	\$9,772.62			
151	YUCCA LN	CYPRESS LN	JUNIPER TRL	Thin Lift	\$17,471.90			
Yearly Total						\$421,684.33	\$400,000.00	
								\$821,684.33

Year 2023 Option 1

SectionID	StreetName	BEG_DESC	END_DESC	Treatment (2023)	Maintenance Cost (2023)	Construction Costs 2023	Class
65	HICKORY TRL	NC 12	DEAD END	Patching	\$100,946.35		A
64	1ST AVE	NC 12	1ST AVE	Rehab (Major with Build Up)	\$121,384.11		B
74	CIRCLE DR	HICKORY TRL	HICKORY TRL	Rehab (Major with Build Up)	\$259,915.53		B
11	HAPPY INDIAN LN	HIGH DUNE LOOP	DEAD END	Rehab Minor Overlay	\$32,234.76		B
55	5TH AVE	DEAD END	DEAD END	Rehab (Major) - Mill and Fill 2in	\$8,448.13		B
60	3RD AVE	NC 12	3RD AVE	Rehab (Major) - Mill and Fill 2in	\$68,688.82		B
59	3RD AVE	DEAD END	DEAD END	Rehab (Major) - Mill and Fill 2in	\$7,918.69		B
32	SOUNDVIEW TRL	NORTH DUNE LOOP	SEA OATS TRL	Rehab (Major) - Mill and Fill 2in	\$18,445.58		B
13	OCEAN VIEW LOOP	OCEANVIEW LOOP	NC 12	Rehab (Major) - Mill and Fill 2in	\$28,489.90		B
124	GOOSE FEATHER LN	CHICHAUK TRL	DEAD END	Rehab (Major) - Mill and Fill 2in	\$26,409.22		C
153	S DOGWOOD TRL	GINGUITE TRL	TEAL CT	Patching		\$400,000.00	A
Yearly Total					\$672,881.09	\$400,000.00	
					\$1,072,881.0		

Year 2024 Option 1

SectionID	StreetName	BEG_DESC	END_DESC	Treatment (2024)	Maintenance		Construction		Class	Notes
					Cost (2024)	Costs 2024	Costs 2024	Costs 2024		
80	OCEAN BLVD	PERIWINKLE PL	E DOGWOOD TRL	Rehab (Major with Build Up)	\$125,010.46				B	
77	PERIWINKLE PL	NC 12	OCEAN BLVD	Rehab (Major with Build Up)	\$86,715.88				B	
6	OCEAN BLVD	DOLPHIN RUN	PORPOISE RUN	Rehab (Major) - Mill and Fill 2in	\$76,460.89				B	
108	OCEAN BLVD	PORPOISE RUN	NC 12	Rehab (Major) - Mill and Fill 2in	\$79,902.58				B	
79	SANDFIDDLER CT	NC 12	DEAD END	Rehab (Major) - Mill and Fill 2in	\$38,743.43				B	
14	SPINDRIFT TRL	HIGH DUNE LOOP	DEAD END	Rehab (Major) - Mill and Fill 2in	\$164,442.71				B	
9	PORPOISE RUN	WAX MYRTLE TRL	NC 12	Rehab (Major) - Mill and Fill 2in	\$23,639.65				B	
8	PORPOISE RUN	NC 12	OCEAN BLVD	Rehab Minor Overlay	\$19,652.86				B	
61	2ND AVE	DEAD END	DEAD END	Rehab (Major) - Mill and Fill 2in	\$6,169.16				B	
36	10TH AVE	DEAD END	DEAD END	Rehab (Major) - Mill and Fill 2in	\$10,911.61				B	
150	HAPPY INDIAN CT	HAPPY INDIAN LN	DEAD END	Rehab (Major) - Mill and Fill 2in	\$10,164.09				C	
103	BRIGHT LANTERN LN	SEA OATS LN	DEAD END	Rehab (Major) - Mill and Fill 2in	\$18,195.80				C	
172	KINGFISHER CT	KINGFISHER TRL	DEAD END	Rehab (Major) - Mill and Fill 2in	\$15,966.59				C	
125	CHICHAUK TRL	CLAM SHELL TRL	SPINDRIFT TRL Trinitie	Patching			\$400,000.00		A	const 12 to move
Yearly Total					\$675,975.71		\$400,000.00		\$1,075,975.71	

Year 2025 Option 1

SectionID	StreetName	BEG_DESC	END_DESC	Treatment (2025)	Maintenance Construction		Class	Notes
					Cost (2025)	Costs 2025		
65	HICKORY TRL	NC 12	DEAD END	Rehab Minor Overlay	\$60,371.80		A	
26	SEA OATS TRL	SOUNDVIEW TRL	NC 12	Rehab Minor Overlay	\$79,079.85		A	
63	1ST AVE	DEAD END	DEAD END	Rehab (Major with Build Up)	\$20,421.86		B	
127	CLAM SHELL TRL	CHICAHOUK TRL	OTTER SLIDE LN	Rehab (Major with Build Up)	\$373,302.25		B	
43	KINGFISHER TRL	SOUNDVIEW TRL	SEA OATS TRL	Rehab (Major) - Mill and Fill 2in	\$87,494.64		C	
120	OYSTER BED LN	POTESKEET TRL	DEAD END	Rehab (Major) - Mill and Fill 2in	\$27,564.44		C	
119	BENT OAK CT	POTESKEET TRL	DEAD END	Rehab (Major) - Mill and Fill 2in	\$16,277.93		C	
157	S DOGWOOD TRL	TEAL CT	CROATAN HWY	Patching	\$400,000.00		A	construction M 2022
Yearly Total					\$664,512.77	\$400,000.00	\$1,064,512.77	

Year 2026 Option 1

SectionID	StreetName	BEG_DESC	END_DESC	Treatment (2026)	Maintenance Construction		Class	Notes
					Cost (2026)	Costs 2026		
51	HILLCREST DR	SEA OATS TRL	HICKORY TRL	Rehab Minor Overlay	\$179,848.69		A	
45	HILLCREST DR	NC 12	DEAD END	Rehab Minor Overlay	\$57,078.74		A	
133	PUDDING PAN LN	SPINDRIFT TRL	DEAD END	Rehab (Major with Build Up)	\$213,150.51		B	
1	SEA OATS LN	E DOGWOOD TRL	DEAD END	Rehab (Major with Build Up)	\$177,766.36		B	
81	WOODLAND DR	E DOGWOOD TRL	N WOODLAND DR	Rehab Minor Overlay	\$29,674.57		C	
149	POINT COMFORT LN	GINGUITE TRL	DEAD END	Rehab Minor Overlay	\$17,094.83		C	
90	HILLCREST DR	HICKORY TRL	E DOGWOOD TRL	Patching		\$400,000.00	A	Constructi 2021 (\$34 constructi 2031)
Yearly Total					\$674,613.70	\$400,000.00	\$1,074,613.70	

Year 2027 Option 1

SectionID	StreetName	BEG_DESC	END_DESC	Treatment (2027)	Cost (2027)	Maintenance	Construction	Class	No
71	HICKORY TRL	HILLCREST DR	WAX MYRTLE TRL	Rehab (Major) - Mill and Fill 2in	\$38,105.77			A	
69	HICKORY TRL	WAX MYRTLE TRL	NC 12	Rehab (Major) - Mill and Fill 2in	\$28,690.40			A	
84	E DOGWOOD TRL	BAYBERRY TRL	WAX MYRTLE TRL	Rehab (Major) - Mill and Fill 2in	\$265,107.82			A	
56	5TH AVE	NC 12	5TH AVE	Rehab (Major with Build Up)	\$108,373.06			B	
171	OTTER SLIDE LN	CLAM SHELL TRL	CHICAHAUK TRL	Patching	\$22,607.57			B	
155	WILD PONY LN	SPINDRIFT TRL	DEAD END	Patching	\$8,139.48			B	
49	7TH AVE	DEAD-END	DEAD-END	Patching				B	mc
18	OCEAN VIEW LOOP	DEAD END	DEAD END	Patching	\$24,360.34			B	
129	SPINDRIFT TRL	CHICAHAUK TRL	HIGH DUNE LOOP	Patching	\$54,998.83			B	
134	CROOKED BACK LOOP	CHICAHAUK TRL	PUDDING PAN LN	Patching	\$49,758.70			B	
85	WAX MYRTLE TRL	HICKORY TRL	E DOGWOOD TRL	Patching	\$49,973.30			B	
89	POMPANO CT	OCEAN BLVD	DEAD END	Patching	\$4,604.74			B	
57	4TH AVE	DEAD END	DEAD END	Patching	\$2,743.53			B	
31	11TH AVE	DEAD END	DEAD END	Patching	\$3,016.10			B	
28	12TH AVE	DEAD-END	DEAD-END	Patching				B	mc
46	8TH AVE	DEAD END	DEAD END	Patching	\$4,786.49			B	
107	E HOLLY TRL	HOLLY TRL	DEAD END	Patching	\$2,736.28			B	
130	S DOGWOOD TRL	FAIRWAY DR	GINGUITE TRL			\$400,000.00		A	FD
Yearly Total					\$668,002.41	\$400,000.00		\$1,068,002.41	

Year 2028	Option 1		Maintenance	Construction	Notes	
SectionID	StreetName	BEG_DESC	END_DESC	Treatment (2028)	Cost (2028)	Class
125	CHICAHAWK TRL	CLAM-SHELL TRL	SPINDRIFT TRL	Rehab (Major) - Mill and Fill 2in		A
38	SEA OATS TRL	SOUNDVIEW TRL	HILLCREST DR	Rehab (Major) - Mill and Fill 2in	\$129,162.72	A
128	TRINITIE TRL	CHICAHAWK TRL	EAGLES NEST LN	Rehab (Major) - Mill and Fill 2in	\$220,891.39	A
87	OCEAN BLVD	E DOGWOOD TRL	DOLPHIN RUN	Patching	\$23,462.75	B
34	NORTH DUNE LOOP	SOUNDVIEW TRL	SOUNDVIEW TRL	Patching	\$37,152.74	B
40	9TH AVE	DEAD END	DEAD END	Patching	\$3,000.65	B
158	SKYLINE RD	NC 12	DEAD END	Patching	\$46,689.81	B
139	LAND FALL LOOP	SPINDRIFT TRL	SPINDRIFT TRL	Rehab (Major) - Mill and Fill 2in	\$23,806.49	C
Yearly Total					\$484,166.55	

\$484,166.55

construction
Clamshell/
2024

Year 2029 Option 1

SectionID	StreetName	BEG_DESC	END_DESC	Treatment (2029)	Maintenance		Construction		Class	Notes
					Cost (2029)		Cost 2029			
39	10TH AVE	NC 12	10TH AVE	Patching	\$19,960.18				B	
138	TEA PLANT CT	PUDDING PAN LN	DEAD END	Patching	\$8,029.75				B	
100	WAX MYRTLE TRL	E DOGWOOD TRL	PORPOISE RUN	Patching	\$38,784.94				B	
70	WAX MYRTLE TRL	HILLCREST DR	HICKORY TRL	Patching	\$109,457.99				B	
24	13TH AVE	DEAD END	DEAD END	Patching	\$3,452.46				B	
99	DOLPHIN RUN	WAX MYRTLE TRL	NC 12	Patching	\$6,626.40				B	
52	N DOGWOOD TRL	E DOGWOOD TRL	DEAD END	Patching	\$104,277.77				B	
21	DUCK WOODS DR	CROATAN HWY	DEAD END	Patching	\$139,470.75				B	
78	N WOODLAND DR	DEAD END	DEAD END	Patching	\$33,401.50				B	
94	DOLPHIN RUN	NC 12	OCEAN BLVD	Patching	\$14,271.36				B	
23	GINGUITE TRL	PINTAIL TRL	S DOGWOOD TRAIL	Patching	\$81,775.36				B	
154	TEAL CT	S DOGWOOD TRL	DEAD END	Rehab (Major) - Mill and Fill 2in	\$14,782.79				C	
104	TROUT RUN	NC 12	OCEAN BLVD	Rehab (Major) - Mill and Fill 2in	\$33,625.08				C	
145	LAST HUNT LN	HIGH DUNE LOOP	DEAD END	Rehab (Major) - Mill and Fill 2in	\$22,846.13				C	
160	WOOD DUCK CT	S DOGWOOD TRL	DEAD END	Rehab (Major) - Mill and Fill 2in	\$14,905.07				C	
159	BLUE PETE CT	S DOGWOOD TRL	DEAD END	Rehab (Major) - Mill and Fill 2in	\$13,416.46				C	
27	SEA OATS CT	SEA OATS TRL	DEAD END	Rehab (Major) - Mill and Fill 2in	\$11,581.67				C	
Yearly Total					\$670,665.66					

Year 2030 Option 1

Maintenance Construction Costs 2030

Notes

SectionID	StreetName	BEG_DESC	END_DESC	Treatment (2030)	Cost (2030)	Class
33	SOUNDVIEW TRL	SEA OATS TRL	NORTH DUNE LOOP	Rehab Minor Overlay	\$72,637.40	B
171	OTTER SLIDE LN	CLAM SHELL TRL	CHICHAUK TRL	Patching	\$23,241.42	B
155	WILD PONY LN	SPINDRIFT TRL	DEAD END	Patching	\$8,367.69	B
49	7TH AVE	DEAD END	DEAD END	Patching	\$3,171.63	B
18	OCEAN VIEW LOOP	DEAD END	DEAD END	Rehab (Major) - Mill and Fill 2in	\$93,495.13	B
129	SPINDRIFT TRL	CHICHAUK TRL	HIGH DUNE LOOP	Rehab (Major) - Mill and Fill 2in	\$211,085.85	B
87	OCEAN BLVD	E DOGWOOD TRL	DOLPHIN RUN	Rehab (Major) - Mill and Fill 2in	\$89,216.38	B
39	10TH AVE	NC 12	10TH AVE	Rehab (Major) - Mill and Fill 2in	\$75,201.65	B
138	TEA PLANT CT	PUDDING PAN LN	DEAD END	Rehab (Major) - Mill and Fill 2in	\$30,252.76	B
62	2ND AVE	NC 12	2ND AVE	Patching	\$20,627.58	B
67	OCEAN BLVD	HICKORY TRL	PERIWINKLE PL	Patching	\$22,568.97	B
42	9TH AVE	NC 12	9TH AVE	Patching	\$6,789.65	B
25	13TH AVE	NC 12	13TH AVE	Patching	\$7,029.91	B
41	10TH AVE	NC 12	DEAD END	Patching	\$7,800.05	B

Yearly Total \$671,486.07

Year 2031 Option 1

SectionID	StreetName	BEG_DESC	END_DESC	Treatment (2031)	Cost (2031)	Class	Notes
90	HILLCREST DR	HICKORY TR	E DOGWOOD T	Rehab (Major with Build Up)		A	moved to
153	S DOGWOOD T	GINGUITE T	TEAL CT	Rehab (Major with Build Up)		A	moved to
58	4TH AVE	NC 12	4TH AVE	Rehab (Major) - Mill and Fill	\$62,358.52	B	
53	6TH AVE	DEAD END	DEAD END	Patching	\$5,214.78	B	
30	12TH AVE	NC 12	DEAD END	Patching	\$3,342.80	B	
Yearly Total					\$70,916.10		

Year 2032: Option 1

SectionID	StreetName	BEG_DESC	END_DESC	Treatment (2032)	Maintenance Cost (2030)	Construction Cost 2032	Class
112	CHICHAUK TRL	CLAMSHELL	TRIDEAD END	Rehab (Major with Build Up)	\$250,019.09		A
134	CROOKED BACK LOC	CHICHAUK TR	IPUDDING PAN L	Rehab (Major with Build Up)	\$319,447.77		B
85	WAX MYRTLE TRL	HICKORY TRL	E DOGWOOD	TF Patching	\$52,308.50		B
34	NORTH DUNE LOOP	SOUNDVIEW TR	SOUNDVIEW TR	Patching	\$38,528.77		B
162	WIDGEON CT	S DOGWOOD	TIDEAD END	Rehab (Major) - Mill and Fill	\$13,514.33		C
Yearly Total					\$673,818.46		