Mission Statement: To foster a safe, vibrant, and prosperous community that enhances the quality of life for all

CITY OF SONORA
City Council Regular Meeting
Agenda
Monday, June 15, 2026
3:00 PM

NOTICE IS HEREBY GIVEN that the Sonora City Council will have their regular meeting on June 15, 2026 at 3:00 PM in the City of Sonora Council Chambers located at 94 N. Washington Street Sonora, CA 95370.

This meeting is physically open to the Public and citizens who wish to provide public comment during the meeting will be invited to do so by the Mayor.

Written comments can be submitted to be included as part of the administrative record; they will not be read during the meeting. All comments must be received by 3:00 pm on the day of the noticed meeting and can be submitted to the City Clerk at 94 N. Washington Street Sonora, CA 95370, or via email to nmccutchen@sonoraca.com.

Public Access Audio and Video Live Streaming

The Public will not have access to give public comments via public access audio and video live streaming; they are available for audio and visual only; and can be accessed via our website at www.sonoraca.com.

Remote viewing of the meeting via live streaming is provided to members of the public as a courtesy. If the live streaming connection malfunctions for any reason and no Council Members are attending via teleconference, the City Council will continue the public meeting in Chambers without remote access.

CITY COUNCIL appreciates your interest and encourages participation. Regularly scheduled meetings are held on the 1st and 3rd Monday of each month.

The numerical order of the items on this agenda is for convenience of reference. Items may be taken out of order upon request of the Mayor or Council Members. All questions shall be directed to the Mayor who, at their discretion, will refer to Staff.

Mayor Ann Segerstrom

Vice Mayor Andy Merrill

Council Members Bess Levine, Stephen Opie, Mark Plummer

City Administrator Christopher Gorsky

City Attorney Douglas White

Vision Statement: With leadership and integrity, the City of Sonora commits to excellent service through collaboration and innovation

Mission Statement: To foster a safe, vibrant, and prosperous community that enhances the quality of life for all

OPEN SESSION – 3:00 pm

1. **CALL TO ORDER**

2. **PLEDGE OF ALLEGIANCE**

3. **ROLL CALL**

4. **CITY CLERK'S REPORT ON AGENDA POSTING**

5. **APPROVAL OF THE AGENDA**

6. **PUBLIC COMMENT** (NON-AGENDA ITEMS)

The public may address the Council on any item of public interest not otherwise on the agenda that is within the jurisdiction of the City. No action may be taken. Matters to be addressed may be referred to City Staff or placed on a subsequent meeting Agenda. Speakers are limited to a three (3) minute presentation.

7. **PRESENTATIONS**

A. Consider Appointment of Patricia Perry to City Historian Emerita and Tracy Skelly to City Historian; Chris Gorsky, City Administrator.

8. **CONSENT CALENDAR**

Items on the Consent Calendar are considered routine and will be voted on in one motion unless a Council member or member of the public has a question or wishes to discuss an item. In that case, the item will be removed from the Consent Calendar and considered separately.

A. Consider Approval of the Meeting Minutes from June 1, 2026; Stacy Enos-Del Razo, Deputy City Clerk.

B. Consider Acceptance of an Informational Report for May 2026 Accounts Payable Payment Register and Void Report; Chris Gorsky, City Administrator

C. Consider Acceptance of Disbursements in the Amount of $263,301.14 and $195,359.71 for Payroll, Including Employee Salaries, Employer and Employee Taxes, Retirement Contributions, Miscellaneous Voluntary Employee Deductions, Holiday Pay, and Other Adjustments, Including Retro-Pay, Nicole McCutchen, Administrative Services Officer.

D. Consider Approval of Resolution 06-15-2026-A, Updating the Job Descriptions for the Assistant City Administrator and the Administrative Services Director; Chris Gorsky, City Administrator

Vision Statement: With leadership and integrity, the City of Sonora commits to excellent service through collaboration and innovation

E. Consider the Mayor's Re-Appointment of Linda Emerson to Serve as a City of Sonora Planning Commissioner for a Four-Year Term Expiring on July 1, 2030; Tyler Summersett, Community Development Director.

F. Waive the Second Reading, Read by Title Only, and Adopt Ordinance No. 916 Amending the City of Sonora Municipal Code to Add Chapter 8.50 to Title 8 Regulating Tobacco Product Sales including a Resolution to Adopt a Fee Schedule for Tobacco Retailer Licenses; Tyler Summersett, Community Development Director.

9. PUBLIC HEARINGS

A. Consider Adoption of Resolution 06-15-2026-B Establishing the FY2026/27 GANN Appropriations Limit for the City of Sonora Chris Gorsky, City Administrator.

B. Receive a Report Regarding the Implementation of Assembly Bill 2561 (AB 2561) – Local Public Employees Vacant Positions; Chris Gorsky, City Administrator.

C. Review and Adopt the Proposed FY2026/27 Operating Budget and Adopt Resolution 06-15-2026-C, Including any Supplemental Funding Requests Approved by the City Council; Chris Gorsky, City Administrator.

10. NEW BUSINESS

A. Authorize the Fire Chief to Apply to the Federal Emergency Management Agency (FEMA) Fiscal Year 2025 Assistance to Firefighters Grant (AFG) Program for the Acquisition of a Replacement Fire Prevention Vehicle and Authorize the City Administrator and Fire Chief to Execute all Necessary Grant Application Documents; Brittan Gregory, Fire Chief.

11. COUNCIL MEMBER REPORTS

12. ADJOURNMENT

In compliance with the Americans with Disabilities Act, if you need special assistance to participate in this meeting, please contact the City Clerk at City Hall (209) 532-4541, nmccutchen@sonoraca.com. Notification 48 hours prior to the meeting will enable the City to make reasonable arrangements to ensure accessibility to this meeting (28 CFR 35.102-35.104 ADA Title II).

Materials related to an item on this Agenda submitted to the City Council after distribution of the agenda packet are available for public inspection in the City Administrator's Office at 94 N. Washington Street, Sonora, CA 95370 during normal business hours (8:00 am - 4:00 pm, Monday through Friday, excluding holidays). The agenda and supporting public documents are also available on our City website www.sonoraca.com listed under the agenda/minutes link on the Government page.

CITY COUNCIL AGENDA REPORT

CITY HALL

CITY OF SONORA 94 N. WASHINGTON STREET, SONORA, CA 95370 P: (209) 532-4541

SERVICE, INNOVATION, INTEGRITY, COLLABORATION, RESPECT, LEADERSHIP

DATE: June 15, 2026

TO: Honorable Mayor and Members of the City Council

FROM: Chris Gorsky, City Administrator

SUBJECT: Consider Appointment of Patricia Perry to City Historian Emerita and Tracy Skelly to City Historian

RECOMMENDATION:

Consider Appointment of Patricia Perry to City Historian Emerita and Tracy Skelly to City Historian.

BACKGROUND:

Patricia Perry began working for the City of Sonora in 1984. While serving as the City's Finance Director, she also undertook historical research projects on behalf of the City and became a valuable resource regarding Sonora's rich history and heritage.

Recognizing her extensive knowledge and dedication to preserving local history, the City Council officially appointed Ms. Perry as the City Historian in 2002. During her tenure, she has devoted countless hours to researching, documenting, preserving, and sharing the history of Sonora. Her work has enhanced the community's understanding of its past and has provided an invaluable resource for residents, visitors, historians, and City officials.

After more than four decades of service to the City and nearly twenty-five years as the officially appointed historian, Ms. Perry has expressed her desire to transition from the role. Her contributions to the City of Sonora have been extraordinary, and her commitment to preserving the community's heritage has left a lasting legacy. The position she leaves behind will be difficult to fill, and the City is deeply grateful for her many years of dedicated service.

To ensure continuity in the preservation and interpretation of Sonora's history, staff recommends appointing Tracy Skelly as the new City Historian. Ms. Skelly recently retired after twenty years of service to the City of Sonora and possesses extensive knowledge of the community, its government, and its people. Her long-standing commitment to the City makes her well suited to continue the important work of maintaining and sharing Sonora's historical record.

Ms. Perry has graciously agreed to remain involved in an advisory capacity and assist Ms. Skelly during the transition period.

CITY COUNCIL AGENDA REPORT

CITY HALL

CITY OF SONORA 94 N. WASHINGTON STREET, SONORA, CA 95370 P: (209) 532-4541

SERVICE, INNOVATION, INTEGRITY, COLLABORATION, RESPECT, LEADERSHIP

DISCUSSION / ANALYSIS:

The title of Historian Emerita is intended to recognize Ms. Perry's distinguished service and lasting contributions to the City of Sonora. The honorary designation acknowledges her decades of work preserving the City's history while allowing her to continue serving as a resource to the City and its new historian.

Appointing Tracy Skelly as City Historian will provide continuity for this important function and help ensure that Sonora's historical resources and institutional knowledge continue to be preserved for future generations.

FISCAL IMPACT:

No Fiscal Impact to the General Fund

CORE COUNCIL PRIORITIES:

Historic Preservation and Community Heritage

CITY COUNCIL AGENDA REPORT

CITY HALL

CITY OF SONORA 94 N. WASHINGTON STREET, SONORA, CA 95370 P: (209) 532-4541

SERVICE, INNOVATION, INTEGRITY, COLLABORATION, RESPECT, LEADERSHIP

DATE: June 15, 2026

TO: Honorable Mayor and Members of the City Council

FROM: Stacy Enos-Del Razo, Deputy City Clerk

SUBJECT: Meeting Minutes from June 1, 2026.

RECOMMENDATION:

Consider Approval of the Meeting Minutes from June 1, 2026.

DISCUSSION / ANALYSIS:

Staff Recommends the City Council Approve the Meeting minutes from June 1, 2026.

FISCAL IMPACT:

No Fiscal Impact to the General Fund.

ATTACHMENTS:

Meeting Minutes from June 1, 2026.

CORE COUNCIL PRIORITIES:

Fiscal Responsibility and Stability, Infrastructure and Engineering, Public Safety and Disaster Preparedness, Economic Development/Growth and General Plan, Homelessness Issues, Staffing - Salary, Benefits, Training, and Retention

Mission Statement: To foster a safe, vibrant, and prosperous community that enhances the quality of life for all

CITY OF SONORA
City Council Regular Meeting
Minutes
Monday, June 01, 2026
5:00 PM

NOTICE IS HEREBY GIVEN that the Sonora City Council will have their regular meeting on June 1, 2026 at 5:00 PM in the City of Sonora Council Chambers located at 94 N. Washington Street Sonora, CA 95370.

This meeting is physically open to the Public and citizens who wish to provide public comment during the meeting will be invited to do so by the Mayor.

Written comments can be submitted to be included as part of the administrative record; they will not be read during the meeting. All comments must be received by 3:00 pm on the day of the noticed meeting and can be submitted to the City Clerk at 94 N. Washington Street Sonora, CA 95370, or via email to nmccutchen@sonoraca.com.

Public Access Audio and Video Live Streaming

The Public will not have access to give public comments via public access audio and video live streaming; they are available for audio and visual only; and can be accessed via our website at www.sonoraca.com.

Remote viewing of the meeting via live streaming is provided to members of the public as a courtesy. If the live streaming connection malfunctions for any reason and no Council Members are attending via teleconference, the City Council will continue the public meeting in Chambers without remote access.

CITY COUNCIL appreciates your interest and encourages participation. Regularly scheduled meetings are held on the 1st and 3rd Monday of each month.

The numerical order of the items on this agenda is for convenience of reference. Items may be taken out of order upon request of the Mayor or Council Members. All questions shall be directed to the Mayor who, at their discretion, will refer to Staff.

Mayor Ann Segerstrom

Vice Mayor Andy Merrill

Council Members Bess Levine, Stephen Opie, Mark Plummer

City Administrator Christopher Gorsky

City Attorney Douglas White

Vision Statement: With leadership and integrity, the City of Sonora commits to excellent service through collaboration and innovation

Mission Statement: To foster a safe, vibrant, and prosperous community that enhances the quality of life for all

OPEN SESSION - 5:00 PM

PLEDGE OF ALLEGIANCE

Councilmember Mark Plummer led the Pledge of Allegiance.

ROLL CALL

PRESENT
Mayor Ann Segerstrom
Vice Mayor Andy Merrill
Councilmember Bess Levine
Councilmember Stephen Opie (arrived after the gavel)
Councilmember Mark Plummer

CITY CLERK'S REPORT ON AGENDA POSTING

The Agenda was posted on Thursday, May 28, 2026, at 3:08 pm.

APPROVAL OF THE AGENDA

Motion made by Vice Mayor Andy Merrill, Seconded by Councilmember Mark Plummer. Voting Yea: Mayor Ann Segerstrom, Vice Mayor Andy Merrill, Councilmember Bess Levine, Councilmember Stephen Opie, Councilmember Mark Plummer

PUBLIC COMMENT (NON-AGENDA ITEMS)

The public may address the Council on any item of public interest not otherwise on the agenda that is within the jurisdiction of the City. No action may be taken. Matters to be addressed may be referred to City Staff or placed on a subsequent meeting Agenda. Speakers are limited to a three (3) minute presentation.

Kate Segerstrom addressed the Council.

A member of the public addressed the Council and made suggestions.

Mike Lemke addressed the Council.

CONSENT CALENDAR

Items on the Consent Calendar are considered routine and will be voted on in one motion unless a Council member or member of the public has a question or wishes to discuss an item. In that case, the item will be removed from the Consent Calendar and considered separately.

Mission Statement: To foster a safe, vibrant, and prosperous community that enhances the quality of life for all

1. Consider Approval of the Meeting Minutes from May 18, 2026; Stacy Enos-Del Razo; Deputy City Clerk.

2. Consider Approval of Resolution 06-01-2026-A, Authorizing Temporary "No Parking" Zones along Certain City Streets during the 2026 Mother Lode Fair; Turu VanderWiel, Police Chief.

   Vice Mayor Andy Merrill made a comment on Item #2.

3. Consider Adoption of Resolution 06-01-2026-B, Approving a List of Projects to Receive Road Maintenance and Rehabilitation Account Funding (RMRA); Carlye Buchholz, P.E., P.L.S., City Engineer.

   A member of the public addressed the Council on Item 3.

   Motion made by Councilmember Mark Plummer, Seconded by Vice Mayor Andy Merrill. Voting Yea: Mayor Ann Segerstrom, Vice Mayor Andy Merrill, Councilmember Bess Levine, Councilmember Stephen Opie, Councilmember Mark Plummer

PUBLIC HEARINGS

4. Waive the First Reading, Read by Title Only, and Introduce Ordinance No. 916 of the Sonora City Council Amending the City of Sonora Municipal Code to Add Chapter 8.50 to Title 8 Regulating Tobacco Product Sales and Consider a Fee Schedule for Tobacco Retailer Licenses; Tyler Summersett, Community Development Director.

   Tyler Summersett Community Development Director gave an update on Ordinance No. 916, and discussed the Items the Council recommended to be removed.

   Councilmembers asked questions and discussed.

   No public comment.

   Councilmembers continued to discuss and ask questions.

   Katie Johnson Tuolumne Public Health assisted in answering the Council's questions.

   Councilmembers continued to discuss.

   Motion made by Vice Mayor Andy Merrill, Seconded by Councilmember Stephen Opie. Voting Yea: Mayor Ann Segerstrom, Vice Mayor Andy Merrill, Councilmember Bess Levine, Councilmember Stephen Opie, Councilmember Mark Plummer

Vision Statement: With leadership and integrity, the City of Sonora commits to excellent service through collaboration and innovation

Mission Statement: To foster a safe, vibrant, and prosperous community that enhances the quality of life for all

NEW BUSINESS

5. Consider Approval of the Removal of Two Crosswalks on S. Washington Street to Enhance Pedestrian Safety; Carlye Buchholz, P.E., P.L.S., City Engineer.

   Carlye Buchholz City Engineer introduced the removal of two crosswalks on S. Washington Street including, the crosswalk at S. Washington Street and Church Street; and the crosswalk at S. Washington Street and June Street.

   Councilmembers asked questions and discussed.

   A member of the public addressed the Council.

   A member of the public addressed the Council.

   Owen Ragland addressed the Council.

   A member of the public addressed the Council.

   Turu VanderWiel Police Chief addressed the Council.

   Councilmembers continued to discuss and ask questions.

   Carlye Buchholz City Engineer made additional comments.

   Mayor Ann Segerstrom made final comments.

   Motion made by Councilmember Mark Plummer, Seconded by Councilmember Stephen Opie. Voting Yea: Mayor Ann Segerstrom, Councilmember Stephen Opie, Councilmember Mark Plummer
   Voting Nay: Councilmember Bess Levine, Vice Mayor Andy Merrill

COUNCIL MEMBER REPORTS

Councilmember Stephen Opie had nothing to report.

Councilmember Bess Levine attended the ribbon cutting at Woods Creek Park.

Vice Mayor Andy Merrill attended the ribbon cutting at Woods Creek Park.

Councilmember Mark Plummer attended budget meetings; and the ribbon cutting at Woods Creek Park.

Mayor Ann Segerstrom attended the Save the Dome Roof Campaign; the ribbon cutting at Woods Creek Park; and budget meetings.

Vision Statement: With leadership and integrity, the City of Sonora commits to excellent service through collaboration and innovation

Mission Statement: To foster a safe, vibrant, and prosperous community that enhances the quality of life for all

ADJOURNMENT

Adjourned at 7:00 pm.

In compliance with the Americans with Disabilities Act, if you need special assistance to participate in this meeting, please contact the City Clerk at City Hall (209) 532-4541, nmccutchen@sonoraca.com. Notification 48 hours prior to the meeting will enable the City to make reasonable arrangements to ensure accessibility to this meeting (28 CFR 35.102-35.104 ADA Title II).

Materials related to an item on this Agenda submitted to the City Council after distribution of the agenda packet are available for public inspection in the City Administrator's Office at 94 N. Washington Street, Sonora, CA 95370 during normal business hours (8:00 am - 4:00 pm, Monday through Friday, excluding holidays). The agenda and supporting public documents are also available on our City website www.sonoraca.com listed under the agenda/minutes link on the Government page.

Vision Statement: With leadership and integrity, the City of Sonora commits to excellent service through collaboration and innovation

CITY COUNCIL AGENDA REPORT

CITY HALL

CITY OF SONORA 94 N. WASHINGTON STREET, SONORA, CA 95370 P: (209) 532-4541

SERVICE, INNOVATION, INTEGRITY, COLLABORATION, RESPECT, LEADERSHIP

DATE: June 15, 2026

TO: Honorable Mayor and Members of the City Council

FROM: Chris Gorsky, City Administrator

SUBJECT: Consider Acceptance of an Informational Report for May 2026 Accounts Payable Payment Register and Void Report.

RECOMMENDATION:

Consider Acceptance of an Informational Report for May 2026 Accounts Payable Payment Register and Void Report.

BACKGROUND:

The Administrative Services Department manages the payment processing for all City disbursements. The City has three main types of payments which includes the following:

1. Vendors – These payments are associated with goods received and contractual services provided to the City and payroll benefits paid by the City on behalf of City employees.
2. Refunds – These payments are associated with refunds issued for deposits collected and have been authorized to be released for business licenses, building permits, rental agreements, etc.
3. Employees – These payments are associated with City-related travel advances and reimbursements related to training events or City business reimbursements.

DISCUSSION / ANALYSIS:

On a monthly basis, Administrative Services Staff prepare a monthly warrant report for vendors receiving payment from the City. The informational report for the monthly payments provides Council the oversight and ability to review all spending activity for the City.

FISCAL IMPACT:

No fiscal impact will result from this informational report on the May 2026 Accounts Payable Payment Register and Void report. Expenditures are tracked according to budget authority.

All payments have been approved for payment through the adoption of the fiscal year budget or by an additional item passed by Council.

CITY COUNCIL AGENDA REPORT

CITY HALL

CITY OF SONORA 94 N. WASHINGTON STREET, SONORA, CA 95370 P: (209) 532-4541

SERVICE, INNOVATION, INTEGRITY, COLLABORATION, RESPECT, LEADERSHIP

ATTACHMENTS:

- Accounts Payable Warrants Report

CORE COUNCIL PRIORITIES:

Fiscal Responsibility and Stability, Staffing - Salary, Benefits, Training, and Retention

City of Sonora

Warrants Register

May 2026

Check Number	Effective Date	Document Description	ID	Payee	Check Amount	Payment Type	VOID ?
204293	5/1/2026	System Generated Check/Voucher	200005	Amazon Business	504.75	Check	No
204294	5/1/2026	System Generated Check/Voucher	200024	Comcast Business	216.99	Check	No
204295	5/1/2026	System Generated Check/Voucher	200036	O'Reilly Auto Parts	251.38	Check	No
204296	5/1/2026	System Generated Check/Voucher	200043	Sonora Lumber Company	123.66	Check	No
204297	5/1/2026	System Generated Check/Voucher	200047	Tuolumne Utilities District	343.82	Check	No
204298	5/1/2026	System Generated Check/Voucher	200050	Vic's Towing, Inc.	465.00	Check	No
204299	5/1/2026	System Generated Check/Voucher	200055	Keenan Associates	93,997.46	Check	No
204300	5/1/2026	System Generated Check/Voucher	200058	Unum Life Insurance Company of Amer	0.00	Check	No
204301	5/1/2026	System Generated Check/Voucher	200060	Combined Benefits Administrators	156.00	Check	No
204302	5/1/2026	System Generated Check/Voucher	200065	ProClean Supply	101.43	Check	No
204303	5/1/2026	System Generated Check/Voucher	200074	Vision Service Plan (CA)	786.24	Check	No
204304	5/1/2026	System Generated Check/Voucher	200207	Sonora Police Officers Association	989.71	Check	No
204305	5/1/2026	System Generated Check/Voucher	200210	Operating Engineers #3	234.50	Check	No
204306	5/1/2026	System Generated Check/Voucher	200216	Franchise Tax Board	767.99	Check	No
204307	5/1/2026	System Generated Check/Voucher	200221	California Department of Transportation	621.51	Check	No
204308	5/1/2026	System Generated Check/Voucher	200232	Kevin Anderson	35.00	Check	No
204309	5/1/2026	System Generated Check/Voucher	200263	Hunt & Sons LLC	3,867.44	Check	No
204310	5/1/2026	System Generated Check/Voucher	200275	Affordable Towing & Recovery	315.00	Check	No
204311	5/1/2026	System Generated Check/Voucher	200304	Sonora Chamber of Commerce	965.00	Check	No
204312	5/1/2026	System Generated Check/Voucher	200354	Sonora Rentals & Sales	115.60	Check	No
204313	5/1/2026	System Generated Check/Voucher	200441	Willey Printing Co., Inc.	140.12	Check	No
204314	5/1/2026	System Generated Check/Voucher	200487	Standard Insurance Company	174.00	Check	No
204315	5/1/2026	System Generated Check/Voucher	200500	Nathan Morales	35.00	Check	No
204316	5/1/2026	System Generated Check/Voucher	200505	Valley Strong Credit Union	2,106.00	Check	No
204317	5/1/2026	System Generated Check/Voucher	200640	Diamond Digital Marketing Co.	2,600.00	Check	No
204318	5/1/2026	System Generated Check/Voucher	200699	Linda Emerson	35.00	Check	No
204319	5/1/2026	System Generated Check/Voucher	200701	Thomas Miller	35.00	Check	No
204320	5/1/2026	System Generated Check/Voucher	200783	Curtis Wicks	35.00	Check	No
204321	5/1/2026	System Generated Check/Voucher	200815	South Bay Regional Public Safety Train	895.71	Check	No
204322	5/1/2026	System Generated Check/Voucher	Emp2021	Erik Weber	207.38	Check	No
204323	5/1/2026	System Generated Check/Voucher	Emp2031	Jennifer Hannula	258.00	Check	No
204324	5/1/2026	System Generated Check/Voucher	Emp2042	Rylan Matyshock	252.00	Check	No
204325	5/1/2026	System Generated Check/Voucher	Emp2068	Scott Ryan	383.68	Check	No
204326	5/1/2026	System Generated Check/Voucher	Emp2076	Zachary Johnson	383.68	Check	No

City of Sonora

Warrants Register

May 2026

Check Number	Effective Date	Document Description	ID	Payee	Check Amount	Payment Type	VOID ?
204327	5/1/2026	System Generated Check/Voucher	Emp2080	Victor Garcia	383.68	Check	No
204328	5/1/2026	System Generated Check/Voucher	200672	Caltrans D10	1,086.00	Check	No
204329	5/8/2026	System Generated Check/Voucher	200005	Amazon Business	639.28	Check	No
204330	5/8/2026	System Generated Check/Voucher	200016	Tuolumne County Public Power Agency	1,790.60	Check	No
204331	5/8/2026	System Generated Check/Voucher	200024	Comcast Business	168.57	Check	No
204332	5/8/2026	System Generated Check/Voucher	200026	Department of Justice	570.00	Check	No
204333	5/8/2026	System Generated Check/Voucher	200032	Mountain Oasis Water	18.45	Check	No
204334	5/8/2026	System Generated Check/Voucher	200035	Pacific Gas and Electric	2,298.95	Check	No
204335	5/8/2026	System Generated Check/Voucher	200038	Safeguard Pest Control	675.00	Check	No
204336	5/8/2026	System Generated Check/Voucher	200043	Sonora Lumber Company	85.09	Check	No
204337	5/8/2026	System Generated Check/Voucher	200046	TK Elevator	1,000.65	Check	No
204338	5/8/2026	System Generated Check/Voucher	200080	JTM Cleaning Co.	1,350.00	Check	No
204339	5/8/2026	System Generated Check/Voucher	200094	Sierra Instant Print	5,383.13	Check	No
204340	5/8/2026	System Generated Check/Voucher	200104	San Diego Police Equipment Co. Inc.	5,568.53	Check	No
204341	5/8/2026	System Generated Check/Voucher	200117	Verizon Wireless	38.01	Check	No
204342	5/8/2026	System Generated Check/Voucher	200226	Rebecca Howard	1,245.00	Check	No
204343	5/8/2026	System Generated Check/Voucher	200247	Watch Resources, Inc.	456.00	Check	No
204344	5/8/2026	System Generated Check/Voucher	200263	Hunt & Sons LLC	3,035.17	Check	No
204345	5/8/2026	System Generated Check/Voucher	200265	Tuolumne County Public Works Departı	76.31	Check	No
204346	5/8/2026	System Generated Check/Voucher	200303	Pat Perry	200.00	Check	No
204347	5/8/2026	System Generated Check/Voucher	200535	Toshiba Financial Services	2,204.42	Check	No
204348	5/8/2026	System Generated Check/Voucher	200581	Regional Government Services	12,776.30	Check	No
204349	5/8/2026	System Generated Check/Voucher	200598	Top Dog Police K9 Training & Consultin	250.00	Check	No
204350	5/8/2026	System Generated Check/Voucher	200637	Industrial Electrical Co., Inc.	2,488.86	Check	No
204351	5/8/2026	System Generated Check/Voucher	200694	Douglas Lorimer	1,237.40	Check	No
204352	5/8/2026	System Generated Check/Voucher	200737	TransUnion Risk and Alternative	152.00	Check	No
204353	5/8/2026	System Generated Check/Voucher	Emp2081	Blake Mahan	5,212.46	Check	No
204354	5/14/2026	System Generated Check/Voucher	200011	AT&T Calnet 3	453.82	Check	No
204355	5/14/2026	System Generated Check/Voucher	200018	U.S. Bank Corporate Payment System	5,896.50	Check	No
204356	5/14/2026	System Generated Check/Voucher	200020	AT&T Mobility (FirstNet)	67.56	Check	No
204357	5/14/2026	System Generated Check/Voucher	200024	Comcast Business	784.13	Check	No
204358	5/14/2026	System Generated Check/Voucher	200024	Comcast Business	179.97	Check	No
204359	5/14/2026	System Generated Check/Voucher	200026	Department of Justice	216.00	Check	No
204360	5/14/2026	System Generated Check/Voucher	200035	Pacific Gas and Electric	597.14	Check	No

City of Sonora

Warrants Register

May 2026

Check Number	Effective Date	Document Description	ID	Payee	Check Amount	Payment Type	VOID ?
204361	5/14/2026	System Generated Check/Voucher	200036	O'Reilly Auto Parts	224.68	Check	No
204362	5/14/2026	System Generated Check/Voucher	200043	Sonora Lumber Company	12.20	Check	No
204363	5/14/2026	System Generated Check/Voucher	200047	Tuolumne Utilities District	1,095.69	Check	No
204364	5/14/2026	System Generated Check/Voucher	200048	The Union Democrat	423.00	Check	No
204365	5/14/2026	System Generated Check/Voucher	200091	Adventist Health Sonora	274.00	Check	No
204366	5/14/2026	System Generated Check/Voucher	200207	Sonora Police Officers Association	989.71	Check	No
204367	5/14/2026	System Generated Check/Voucher	200210	Operating Engineers #3	234.50	Check	No
204368	5/14/2026	System Generated Check/Voucher	200216	Franchise Tax Board	177.66	Check	No
204369	5/14/2026	System Generated Check/Voucher	200263	Hunt & Sons LLC	3,919.71	Check	No
204370	5/14/2026	System Generated Check/Voucher	200282	Employee Relations, Inc.	1,069.74	Check	No
204371	5/14/2026	System Generated Check/Voucher	200402	Viking Shred	129.98	Check	No
204372	5/14/2026	System Generated Check/Voucher	200493	Crescent Supply	372.00	Check	No
204373	5/14/2026	System Generated Check/Voucher	200505	Valley Strong Credit Union	2,106.00	Check	No
204374	5/14/2026	System Generated Check/Voucher	200564	Sonora School of Sewing	320.00	Check	No
204375	5/14/2026	System Generated Check/Voucher	200637	Industrial Electrical Co., Inc.	933.29	Check	No
204376	5/14/2026	System Generated Check/Voucher	200640	Diamond Digital Marketing Co.	1,700.00	Check	No
204377	5/14/2026	System Generated Check/Voucher	200735	Przybyla Advisors	843.75	Check	No
204378	5/14/2026	System Generated Check/Voucher	200810	HELIX Environmental Planning	3,517.45	Check	No
204379	5/14/2026	System Generated Check/Voucher	200816	Creative Ink & Thread LLC	1,705.23	Check	No
204380	5/14/2026	System Generated Check/Voucher	Emp2082	Jeremy Rainbolt	627.54	Check	No
204381	5/14/2026	System Generated Check/Voucher	Emp2083	Jacqueline M. Ivory-Wimberley	369.16	Check	No
204382	5/19/2026	System Generated Check/Voucher	200058	Unum Life Insurance Company of Amer	4,341.99	Check	No
204383	5/22/2026	System Generated Check/Voucher	200005	Amazon Business	1,298.42	Check	No
204384	5/22/2026	System Generated Check/Voucher	200011	AT&T Calnet 3	342.11	Check	No
204385	5/22/2026	System Generated Check/Voucher	200013	JS West Propane Gas	43.61	Check	No
204386	5/22/2026	System Generated Check/Voucher	200032	Mountain Oasis Water	22.95	Check	No
204387	5/22/2026	System Generated Check/Voucher	200035	Pacific Gas and Electric	750.88	Check	No
204388	5/22/2026	System Generated Check/Voucher	200036	O'Reilly Auto Parts	25.52	Check	No
204389	5/22/2026	System Generated Check/Voucher	200039	Safe-T-Lite of Modesto, Inc.	135.38	Check	No
204390	5/22/2026	System Generated Check/Voucher	200043	Sonora Lumber Company	35.68	Check	No
204391	5/22/2026	System Generated Check/Voucher	200047	Tuolumne Utilities District	633.75	Check	No
204392	5/22/2026	System Generated Check/Voucher	200048	The Union Democrat	274.50	Check	No
204393	5/22/2026	System Generated Check/Voucher	200059	Cal.Net Motherlode	54.01	Check	No
204394	5/22/2026	System Generated Check/Voucher	200060	Combined Benefits Administrators	155.70	Check	No

City of Sonora

Warrants Register

May 2026

Check Number	Effective Date	Document Description	ID	Payee	Check Amount	Payment Type	VOID ?
204395	5/22/2026	System Generated Check/Voucher	200065	ProClean Supply	1,279.47	Check	No
204396	5/22/2026	System Generated Check/Voucher	200067	Sentry Alarm Systems	126.00	Check	No
204397	5/22/2026	System Generated Check/Voucher	200069	Signal Service	354.00	Check	No
204398	5/22/2026	System Generated Check/Voucher	200263	Hunt & Sons LLC	851.74	Check	No
204399	5/22/2026	System Generated Check/Voucher	200312	Municipal Maintenance Equipment	1,313.74	Check	No
204400	5/22/2026	System Generated Check/Voucher	200517	Safe Restraints, Inc. (The Wrap)	131.43	Check	No
204401	5/22/2026	System Generated Check/Voucher	200616	Granite Peak Alarms LLC	840.00	Check	No
204402	5/22/2026	System Generated Check/Voucher	200692	Vanir Construction Management, Inc.	6,149.35	Check	No
204403	5/22/2026	System Generated Check/Voucher	200817	W L Construction Supply Inc	349.25	Check	No
204404	5/22/2026	System Generated Check/Voucher	200818	The Distractions	200.00	Check	No
204405	5/22/2026	System Generated Check/Voucher	Emp2081	Blake Mahan	1,711.56	Check	No
204406	5/22/2026	System Generated Check/Voucher	FM2001	Mourad Cherif (Hummus Heaven)	45.00	Check	No
204407	5/22/2026	System Generated Check/Voucher	FM2006	Rosa's Portuguese Bakery, Inc.	36.00	Check	No
204408	5/22/2026	System Generated Check/Voucher	FM2008	J&J Ramos Farms, Inc.	54.00	Check	No
204409	5/22/2026	System Generated Check/Voucher	FM2014	Schnoogs Cafe	50.00	Check	No
204410	5/22/2026	System Generated Check/Voucher	FM2019	Sunshine Organic	92.00	Check	No
204411	5/22/2026	System Generated Check/Voucher	FM2020	That Garlic Stuff	38.00	Check	No
204412	5/22/2026	System Generated Check/Voucher	FM2022	Sourdough Dreams	28.00	Check	No
204413	5/22/2026	System Generated Check/Voucher	FM2023	Blue bell Bees LLC	17.00	Check	No
204414	5/29/2026	System Generated Check/Voucher	200005	Amazon Business	41.42	Check	No
204415	5/29/2026	System Generated Check/Voucher	200020	AT&T Mobility (FirstNet)	1,567.99	Check	No
204416	5/29/2026	System Generated Check/Voucher	200024	Comcast Business	252.57	Check	No
204417	5/29/2026	System Generated Check/Voucher	200024	Comcast Business	216.99	Check	No
204418	5/29/2026	System Generated Check/Voucher	200026	Department of Justice	453.00	Check	No
204419	5/29/2026	System Generated Check/Voucher	200033	ODP Business Solutions, LLC	182.96	Check	No
204420	5/29/2026	System Generated Check/Voucher	200035	Pacific Gas and Electric	326.69	Check	No
204421	5/29/2026	System Generated Check/Voucher	200038	Safeguard Pest Control	405.00	Check	No
204422	5/29/2026	System Generated Check/Voucher	200047	Tuolumne Utilities District	1,316.84	Check	No
204423	5/29/2026	System Generated Check/Voucher	200060	Combined Benefits Administrators	1,253.64	Check	No
204424	5/29/2026	System Generated Check/Voucher	200084	Hi-Tech Emergency Vehicle Service, In	4,680.29	Check	No
204425	5/29/2026	System Generated Check/Voucher	200207	Sonora Police Officers Association	764.40	Check	No
204426	5/29/2026	System Generated Check/Voucher	200228	Barry Dugan Electric, Inc.	150.00	Check	No
204427	5/29/2026	System Generated Check/Voucher	200287	Ross' Ladder Service	2,114.15	Check	No
204428	5/29/2026	System Generated Check/Voucher	200374	Central Sierra Economic Development I	812.75	Check	No

City of Sonora

Warrants Register

May 2026

Check Number	Effective Date	Document Description	ID	Payee	Check Amount	Payment Type	VOID ?
204429	5/29/2026	System Generated Check/Voucher	200487	Standard Insurance Company	174.00	Check	No
204430	5/29/2026	System Generated Check/Voucher	200505	Valley Strong Credit Union	2,106.00	Check	No
204431	5/29/2026	System Generated Check/Voucher	200581	Regional Government Services	4,330.50	Check	No
204432	5/29/2026	System Generated Check/Voucher	200640	Diamond Digital Marketing Co.	2,600.00	Check	No
204433	5/29/2026	System Generated Check/Voucher	200656	Rebecca A. Bell, RN	1,127.00	Check	No
204434	5/29/2026	System Generated Check/Voucher	200819	Johnny's Ambasadors Inc.	6,599.00	Check	No
204435	5/29/2026	System Generated Check/Voucher	Emp2011	Matthew Lewallen	25.49	Check	No
204436	5/29/2026	System Generated Check/Voucher	Emp2050	Michael Rainbolt	27.41	Check	No
204437	5/29/2026	System Generated Check/Voucher	Emp2054	Aaron Jobe	27.41	Check	No
204438	5/29/2026	System Generated Check/Voucher	Emp2072	Stacy Enos-Del Razo	681.16	Check	No
204439	5/29/2026	System Generated Check/Voucher	Emp2082	Jeremy Rainbolt	22.89	Check	No
204440	5/29/2026	System Generated Check/Voucher	FM2001	Mourad Cherif (Hummus Heaven)	14.00	Check	No
204441	5/29/2026	System Generated Check/Voucher	FM2003	Jonathan Anderson dba Tuttletown Far	35.00	Check	No
204442	5/29/2026	System Generated Check/Voucher	FM2004	Sunny Pence dba Pence Farm Sourdou	96.00	Check	No
204443	5/29/2026	System Generated Check/Voucher	FM2007	Tyson Hill Farm LLC	21.00	Check	No
204444	5/29/2026	System Generated Check/Voucher	FM2014	Schnoogs Cafe	35.00	Check	No
204445	5/29/2026	System Generated Check/Voucher	FM2018	Joseph Horat	30.00	Check	No
204446	5/29/2026	System Generated Check/Voucher	FM2019	Sunshine Organic	59.00	Check	No
ACH428	5/8/2026	System Generated Check/Voucher	200608	Enterprise FM Trust	59,415.59	Voucher	No
ACH429	5/14/2026	System Generated Check/Voucher	200004	White Brenner LLP	1,875.03	Voucher	No
ACH430	5/14/2026	System Generated Check/Voucher	200004	White Brenner LLP	865.30	Voucher	No
ACH431	5/14/2026	System Generated Check/Voucher	200004	White Brenner LLP	571.95	Voucher	No
ACH432	5/14/2026	System Generated Check/Voucher	200004	White Brenner LLP	3,276.72	Voucher	No
ACH433	5/14/2026	System Generated Check/Voucher	200004	White Brenner LLP	682.65	Voucher	No
ACH434	5/14/2026	System Generated Check/Voucher	200004	White Brenner LLP	13,755.60	Voucher	No
ACH435	5/14/2026	System Generated Check/Voucher	200004	White Brenner LLP	8,151.36	Voucher	No
ACH436	5/14/2026	System Generated Check/Voucher	200004	White Brenner LLP	285.98	Voucher	No
ACH437	5/14/2026	System Generated Check/Voucher	200004	White Brenner LLP	6,259.32	Voucher	No
ACH438	5/14/2026	System Generated Check/Voucher	200010	American Tower	1,594.59	Voucher	No
ACH439	5/14/2026	System Generated Check/Voucher	200600	Dewberry Engineers Inc.	22,962.86	Voucher	No
ACH440	5/22/2026	System Generated Check/Voucher	200301	RingCentral	752.65	Voucher	No
ACH441	5/22/2026	System Generated Check/Voucher	200528	CivicPlus LLC	6,378.19	Voucher	No
ACH442	5/29/2026	System Generated Check/Voucher	200004	White Brenner LLP	2,060.25	Voucher	No
ACH443	5/29/2026	System Generated Check/Voucher	200004	White Brenner LLP	1,668.80	Voucher	No

City of Sonora

Warrants Register

May 2026

Check Number	Effective Date	Document Description	ID	Payee	Check Amount	Payment Type	VOID ?
ACH444	5/29/2026	System Generated Check/Voucher	200004	White Brenner LLP	34.13	Voucher	No
ACH445	5/29/2026	System Generated Check/Voucher	200004	White Brenner LLP	2,730.60	Voucher	No
ACH446	5/29/2026	System Generated Check/Voucher	200004	White Brenner LLP	7,304.56	Voucher	No
ACH447	5/29/2026	System Generated Check/Voucher	200004	White Brenner LLP	2,559.94	Voucher	No
ACH448	5/29/2026	System Generated Check/Voucher	200004	White Brenner LLP	3,310.85	Voucher	No
ACH449	5/29/2026	System Generated Check/Voucher	200600	Dewberry Engineers Inc.	11,428.62	Voucher	No
ACH450	5/29/2026	System Generated Check/Voucher	200600	Dewberry Engineers Inc.	7,326.19	Voucher	No
ACH451	5/29/2026	System Generated Check/Voucher	200600	Dewberry Engineers Inc.	10,748.21	Voucher	No
Report Total					422,359.85		

CITY COUNCIL AGENDA REPORT

CITY HALL

CITY OF SONORA 94 N. WASHINGTON STREET, SONORA, CA 95370 P: (209) 532-4541

SERVICE, INNOVATION, INTEGRITY, COLLABORATION, RESPECT, LEADERSHIP

DATE: June 15, 2026

TO: Honorable Mayor and Members of the City Council

FROM: Nicole McCutchen, Administrative Services Officer

SUBJECT: Disbursements in the Amount of $263,301.14 and $195,359.71 for Payroll.

RECOMMENDATION:

Consider Acceptance of Disbursements in the Amount of $263,301.14 and $195,359.71 for Payroll, Including Employee Salaries, Employer and Employee Taxes, Retirement Contributions, Miscellaneous Voluntary Employee Deductions, Holiday Pay, and Other Adjustments, Including Retro-Pay.

DISCUSSION / ANALYSIS:

The May payroll included a Retirement Pay Out.

These were the 21st and 22nd payrolls of 26 for FY 2025/26; In total, we have expended 86.65% of the Salaries and Wages for the FY25-26 budget.

FISCAL IMPACT:

Disbursements are part of the approved FY2025/26 Budgets.

CORE COUNCIL PRIORITIES:

Fiscal Responsibility and Stability, Staffing - Salary, Benefits, Training, and Retention

CITY COUNCIL AGENDA REPORT

CITY HALL

CITY OF SONORA 94 N. WASHINGTON STREET, SONORA, CA 95370 P: (209) 532-4541

SERVICE, INNOVATION, INTEGRITY, COLLABORATION, RESPECT, LEADERSHIP

DATE: June 15, 2026

TO: Honorable Mayor and Members of the City Council

FROM: Chris Gorsky, City Administrator

SUBJECT: Consider Approval of Resolution 06-15-2026-A, Updating the Job Descriptions for Assistant City Administrator and Administrative Services Director.

RECOMMENDATION:

Consider Approval of Resolution 06-15-2026-A, Updating the Job Descriptions for the Assistant City Administrator and the Administrative Services Director.

DISCUSSION / ANALYSIS:

The City periodically reviews and updates job descriptions to ensure they accurately reflect current organizational needs, operational responsibilities, reporting relationships, and professional expectations. Over time, the duties and responsibilities assigned to both the Assistant City Administrator and Administrative Services Director positions have evolved beyond those reflected in the existing job descriptions.

The Assistant City Administrator position has evolved as the City's organizational structure has changed over time. Various departmental reporting relationships, operational responsibilities, and administrative functions have been reassigned or modified to better meet the City's needs. In addition to supporting day-to-day operations, the position serves an important role in the City's long-term organizational planning by helping develop leadership capacity and ensuring continuity of operations as the organization prepares for the future. As a result, the existing job description no longer fully reflects the position's current role within the organization. The proposed revisions update the description to align with the City's present organizational structure, operational requirements, and future organizational needs.

The Administrative Services Director position has assumed additional responsibilities and expanded areas of oversight as the City's administrative and financial operations have grown in complexity. Updating the job description ensures that it accurately reflects the current scope of responsibilities, management expectations, and required qualifications associated with the position.

FISCAL IMPACT:

There is no direct fiscal impact associated with updating the job descriptions. The proposed revisions do not modify the currently adopted salary schedules or authorized staffing levels.

CITY COUNCIL AGENDA REPORT

CITY HALL

CITY OF SONORA 94 N. WASHINGTON STREET, SONORA, CA 95370 P: (209) 532-4541

SERVICE, INNOVATION, INTEGRITY, COLLABORATION, RESPECT, LEADERSHIP

ATTACHMENTS:

- Resolution No. 06-15-2026-A
- Job Description: Assistant City Administrator
- Job Description: Administrative Services Director

CORE COUNCIL PRIORITIES:

Fiscal Responsibility and Stability, Infrastructure and Engineering, Public Safety and Disaster Preparedness, Economic Development/Growth and General Plan, Homelessness Issues, Staffing - Salary, Benefits, Training, and Retention

RESOLUTION 06-15-2026-A

A RESOLUTION OF THE SONORA CITY COUNCIL APPROVING THE UPDATED JOB DESCRIPTION FOR THE ASSISTANT CITY ADMINISTRATOR AND THE ADMINISTRATIVE SERVICES DIRECTOR

WHEREAS, the City of Sonora recognizes the importance of attracting a diverse and qualified pool of candidates for key leadership positions within municipal government and public safety; and

WHEREAS, the City of Sonora periodically reviews and updates job descriptions to ensure they accurately reflect the duties, responsibilities, reporting relationships, and qualifications associated with City positions; and

WHEREAS, the Assistant City Administrator position has evolved as the City's organizational structure has changed and administrative functions have been reassigned to better support the delivery of municipal services; and

WHEREAS, the responsibilities of the Administrative Services Director position has evolved over time as the City's administrative, financial, and operational needs have changed; and

NOW THEREFORE, BE IT RESOLVED, that the City Council of the City of Sonora does hereby approve the updated job descriptions for the following position:

Assistant City Administrator
Administrative Services Director

PASSED, APPROVED AND ADOPTED as a Resolution by the Sonora City Council at a meeting held by the City Council on the 15th day of June 2026, by the following vote:

AYES: _____

NOES: _____

ABSTAIN: _____

ABSENT: _____

_____
Ann Segerstrom, Mayor, City of Sonora

ATTEST: _____
Nicole McCutchen, City Clerk, City of Sonora

JUNE 2026
FLSA: EXEMPT

ASSISTANT CITY ADMINISTRATOR

DEFINITION

Assists the City Administrator in managing and directing the overall administrative activity and operations of the City. Plans, organizes, manages, and provides direction and oversight for all functions and activities of the Community Development Department, and serves as Acting City Administrator in the absence of the City Administrator. The position also assists in leadership continuity, organizational planning, and the development of future management capacity within the City.

SUPERVISION RECEIVED AND EXERCISED

Receives general administrative direction from the City Administrator. Exercises general direction and supervision over professional, technical, and administrative support staff within the Community Development Department.

CLASS CHARACTERISTICS

This is a department head classification that oversees, directs, and participates in all activities of the Community Development Department, including short and long-term planning, development, and administration of departmental policies, procedures, and services. Assists in the development, planning, and implementation of City-wide goals, objectives, policies, and procedures. Performs or supervises comprehensive management analyses in a wide range of municipal policies, organizations, procedures, and budgetary areas; prepares and presents staff reports and other necessary correspondence. Assumes overall administrative responsibility for City activities in the absence of the City Administrator. The position plays an important role in supporting organizational continuity, executive leadership development, and succession planning efforts.

EXAMPLES OF TYPICAL JOB FUNCTIONS (Illustrative Only)

Management reserves the right to add, modify, change or rescind the work assignments of different positions and to make reasonable accommodation so that qualified employees can perform the essential functions of the job.

- Serves as a member of the City Administrator's Department Head Staff, involved in the formulation and execution of citywide policies and long- and short-term strategies.
- Assists the City Administrator in planning, organizing, and directing the services and activities of City departments and programs.

- Assumes full management responsibility for all Community Development Department programs, services, and activities.
- Develops, directs, and coordinates the implementation of goals, objectives, policies, procedures, and work standards for the Community Development Department; establishes, within City policy, appropriate budget, service, and staffing levels.
- Directs the development and administration of the Community Development Department budget and participates in the preparation, forecasting, and administration of the City's annual budget.
- Selects, trains, motivates, and directs the Community Development Department personnel; evaluates and reviews work for acceptability and conformance with department standards, including program and project priorities and performance evaluations; works with Human Resources on employees with performance issues; implements discipline and termination procedures; responds to staff questions and concerns.
- Contributes to the overall quality of the Community Development Department's service by developing, reviewing, and implementing policies and procedures to meet legal requirements and City needs; continuously monitors and evaluates the efficiency and effectiveness of service delivery methods and procedures; assesses and monitors the distribution of work, support systems, and internal reporting relationships; identifies opportunities for improvement; directs the implementation of change.
- Prepares, administers, and implements City grants, loans, redevelopment, economic development, and marketing programs.
- Actively searches for and evaluates grant and financing opportunities that support City programs and projects.
- Networks with local, state, and regional economic development and business-related agencies.
- Implements the planning and building policies and programs of the City as embodied in the General Plan, Municipal Code, adopted building codes, and administrative policies.
- Oversees the facility needs of the City, including the development of facility assessments and long-range space planning initiatives.
- Negotiates contracts and agreements; coordinates with legal counsel and City department representatives to determine City needs and requirements for contractual services.
- Represents the Community Development Department to other City departments, elected officials, and outside agencies; explains and interprets departmental programs, policies, and activities; negotiates and resolves significant and controversial issues.
- Conducts organizational and operational analyses; monitors changes in laws, regulations, technology, and industry best practices; and recommends and implements policy, procedural, and operational improvements as appropriate.
- Prepares, reviews, and presents staff reports, various management and information updates, and reports on special projects as assigned by the City Administrator.
- Performs other duties as assigned.

QUALIFICATIONS

Knowledge of:

- Administrative principles and practices, including goal setting, program development, implementation, and evaluation, and supervision of staff, either directly or through subordinate levels of supervision.
- Organizational and management practices as applied to the analysis and evaluation of projects, programs, policies, procedures, and operational needs, principles and practices of municipal government administration.
- The principles and practices of land use planning, zoning, and redevelopment.

- National, State, and local laws and regulations related to land use planning, zoning, redevelopment, and economic development.
- State of California Planning and Zoning Law; the California Environmental Quality Act (CEQA); the Subdivision Map Act; laws and procedures related to municipal annexations and boundary changes through the Local Agency Formation Commission (LAFCO); the City of Sonora General Plan; and applicable federal, state, and local laws, ordinances, regulations, and policies governing community development, land use, redevelopment, and municipal planning activities.
- All facets related to grants/loans application, administration, implementation and reporting requirements.
- Applicable Federal, State, and local laws, codes, and regulations.
- Marketing economic and business related activities.
- Principles and practices of employee supervision, including work planning, assignment, review and evaluation, and the training of staff in work procedures.
- Methods and techniques for the development of presentations, contract negotiations, business correspondence, and information distribution; research and reporting methods, techniques, and procedures.
- Techniques for effectively representing the City in contacts with governmental agencies, community groups, and various business, professional, educational, regulatory, and legislative organizations.
- Techniques for providing a high level of customer service by effectively dealing with the public, vendors, contractors, and City staff.

Ability to:

- Develop and implement goals, objectives, policies, procedures, work standards, and internal controls for the department and assigned program areas.
- Provide administrative and professional leadership and direction for the department and the City.
- Prepare and administer large and complex budgets; allocate limited resources in a cost-effective manner.
- Interpret, apply, and ensure compliance with Federal, State, and local policies, procedures, laws, and regulations.
- Plan, organize, direct, and coordinate the work of professional and technical personnel within assigned area of responsibility; delegate authority and responsibility; select, motivate, and evaluate the work of staff and train staff in work procedures.
- Research, analyze, and evaluate new service delivery methods, procedures, and techniques.
- Effectively administer special projects with contractual agreements and ensure compliance with stipulations; effectively administer a variety of administrative services programs and administrative activities.
- Prepare clear and concise reports, correspondence, policies, procedures, and other written materials.
- Conduct complex research projects, evaluate alternatives, make sound recommendations, and prepare effective technical staff reports.
- Organize and prioritize a variety of projects and multiple tasks in an effective and timely manner; organize own work, set priorities, and meet critical time deadlines.
- Operate modern office equipment including computer equipment and specialized software applications programs.
- Establish, maintain, and foster positive and effective working relationships with those contacted in the course of work.
- Communicate clearly with diverse audiences in person, by telephone, and in writing.
- Identify and respond to community and City Council issues, concerns, and needs.

Education and Experience:

Any combination of education and experience that would likely provide the required knowledge and skills is qualifying. A typical way to obtain the knowledge and skills would be; Equivalent to a Bachelor's Degree from an accredited college or university with major coursework in land use planning, geography, architecture, landscape architecture, public administration, economics, environmental studies, engineering, business management, or closely related field. Seven (7) years of increasingly responsible experience in community development, planning, economic development, grant administration, or related municipal functions, including five (5) years of management or supervisory experience in a local government environment.

PHYSICAL DEMANDS

Work is primarily performed in a standard office environment using computers, telephones, and other office equipment. The position may require attendance at meetings, movement between work locations, and occasional lifting or carrying of materials related to assigned duties. The City will provide reasonable accommodation to qualified individuals with disabilities in accordance with applicable law.

ENVIRONMENTAL ELEMENTS

Employees work in an office environment with moderate noise levels, controlled temperature conditions, and no direct exposure to hazardous physical substances. Employees may interact with upset staff and/or public and private representatives in interpreting and enforcing departmental policies and procedures.

WORKING CONDITIONS

Must be able to attend meetings and other activities outside of normal working hours, including regular City Council and commission meetings.

JUNE 2026
FLSA: EXEMPT

ADMINISTRATIVE SERVICES DIRECTOR

DEFINITION

Under general direction of the City Administrator, plans, organizes, manages, and provides direction and oversight for all functions and activities of the Administrative Services Department, including finance, general accounting, business licenses, purchasing, information technology, human resources, and risk management; directs and administers the fiscal operations and activities of the City, which include investments, financial transaction processing, record keeping and reporting, and payroll; coordinates the preparation and administration of the City's budget; coordinates assigned activities with other City departments, officials, outside agencies, and the public; provides highly responsible and complex professional assistance to the City Administrator in areas of expertise; and performs related work as required. Participates as a member of the City's executive management team and assists in organizational planning, policy development, and long-range strategic initiatives.

SUPERVISION RECEIVED AND EXERCISED

Receives administrative direction from the City Administrator. Provides supervision to professional, technical, and administrative staff within the department.

CLASS CHARACTERISTICS

This is a department head classification that oversees, directs, and participates in all activities of the Administrative Services Department, including planning, development, and administration of departmental policies, procedures, and services. Provides assistance to the City Administrator in a variety of administrative, coordinative, analytical, and liaison capacities. Successful performance of the work requires knowledge of public policy, municipal functions and activities, including the role of an elected City Council, and the ability to develop, oversee, and implement projects and programs in a variety of areas.

EXAMPLES OF TYPICAL JOB FUNCTIONS (Illustrative Only)

Management reserves the right to add, modify, change or rescind the work assignments of different positions and to make reasonable accommodation so that qualified employees can perform the essential functions of the job.

- Assumes full management responsibility for all Administrative Services Department functions and operations.
- Develops, directs, and coordinates the implementation of goals, objectives, policies, procedures, and work standards for the department.
- Manages and participates in the development and administration of the department's annual budget; directs the forecast of additional funds needed for staffing, equipment, materials, and supplies; directs the monitoring of and approves expenditures; directs and implements budget adjustments as necessary.
- Selects, trains, motivates, and directs department personnel; evaluates and reviews work for acceptability and conformance with department standards, including program and project priorities and performance evaluations; works with employees on performance issues; implements discipline and termination procedures; responds to staff questions and concerns.

- Coordinates the administration of the annual budget for the City, provides financial forecasting and planning; tracks the adopted budget and prepares quarterly reports for the City Council.
- Establishes the City's central budgeting, accounting, and financial reporting practices; evaluates accounting procedures and financial controls; responds to and implements audit recommendations.
- Manages the City's investment portfolio; ensures that investments meet the City's policy guidelines and that adequate cash is available to meet obligations; prepares quarterly reports regarding investments to the City Council.
- Manages and directs the financial activities of the City including the preparation of the Annual Comprehensive Financial Report (ACFR).
- Manages the City's long-term pension obligations, including oversight of CalPERS employer contributions, monitoring of actuarial valuations, and administration of the City's pension trust and other pension funding strategies; develops strategies to manage Unfunded Accrued Liability costs, reports on pension funding status to the City Administrator and City Council as part of the budget review process.
- Manages and monitors the City's reserve funds, ensures reserve balances are maintained in accordance with City policy.
- Manages City revenue collection programs, including taxes, fees, assessments, subventions, and other revenue sources.
- Develops and recommends financial policies, reserve strategies, investment policies, and long-range financial plans for consideration by the City Administrator and City Council.
- Oversees the City's information technology resources, cybersecurity initiatives, technology planning, systems administration, and contracted technology services, including evaluation and implementation of emerging technologies to improve service delivery and operational efficiency.
- Oversees the City's human resources functions, including recruitment and selection, labor relations and collective bargaining support, classification and compensation administration, employee benefits, training, and personnel policy administration.
- Oversees the City's risk management and insurance programs, including the administration of contracts for risk management services.
- Negotiates contracts and agreements; coordinates with legal counsel and City department representatives to determine City needs and requirements for contractual services.
- Represents the Administrative Services Department to other City departments, elected officials, and outside agencies; explains and interprets departmental programs, policies, and activities; negotiates and resolves significant issues.
- Participates in professional organizations and meetings; monitors changes in laws, regulations, technology, and industry best practices; recommends and implements policy and procedural changes as appropriate.
- Prepares, reviews, and presents staff reports, various management and information updates, and reports on special projects as assigned by the City Administrator.
- Performs other duties as assigned.

QUALIFICATIONS

Knowledge of:

- Administrative principles and practices, including goal setting, program development, implementation, and evaluation, and supervision of staff, either directly or through subordinate levels of supervision.
- Organizational and management practices as applied to the analysis and evaluation of projects, programs, policies, procedures, and operational needs; principles and practices of municipal government administration.
- Principles and practices of governmental accounting, public finance administration and budgeting, auditing, reconciliation; Federal and State regulations and guidelines as they pertain to municipal finance, grant administration, municipal taxation and revenue management.

- Public agency budgetary, contract administration, City-wide administrative practices, and general principles of risk management related to the functions of the assigned area.
- Practices and techniques of automated and manual financial and accounting document processing and record keeping.
- Principles and practices of strategic financial planning, treasury management, investment management, and long-range fiscal forecasting.
- Technical, legal, financial, and public relations problems associated with the management of administrative services programs.
- Methods and techniques for the development of presentations, contract negotiations, business correspondence, and information distribution; research and reporting methods, techniques, and procedures.
- Modern office practices, methods, financial programs, and computer equipment and applications related to the work.
- Techniques for effectively representing the City in contacts with governmental agencies, community groups, and various business, professional, educational, regulatory, and legislative organizations.
- Techniques for providing a high level of customer service while effectively dealing with the public, vendors, contractors, and City staff.

Ability to:

- Develop and implement goals, objectives, policies, procedures, work standards, and internal controls for the department and assigned program areas.
- Provide administrative and professional leadership and direction for the department and the City.
- Prepare and administer large and complex budgets; allocate limited resources in a cost-effective manner.
- Interpret, apply, and ensure compliance with Federal, State, and local policies, procedures, laws, and regulations.
- Plan, organize, direct, and coordinate the work of professional and technical personnel within assigned areas of responsibility; delegate authority and responsibility; select, motivate, and evaluate the work of staff and train staff in work procedures.
- Research, analyze, and evaluate new service delivery methods, procedures, and techniques.
- Administer special projects with contractual agreements and ensure compliance with stipulations.
- Prepare clear and concise reports, correspondence, policies, procedures, and other written materials.
- Conduct complex research projects, evaluate alternatives, make sound recommendations, and prepare effective technical staff reports.
- Organize and prioritize a variety of projects and multiple tasks in an effective and timely manner; organize work, set priorities, and meet critical time deadlines.
- Communicate clearly with diverse audiences in person, by telephone, and in writing.
- Use tact, initiative, prudence, and independent judgment within general policy, procedural, and legal guidelines.
- Establish, maintain, and foster positive and effective working relationships with those contacted in the course of work.

Education and Experience:

Graduation from an accredited four-year college or university with major coursework in finance, accounting, business or public administration, or a related field and seven (7) years of increasingly responsible professional experience, including five (5) years of management or supervisory experience, preferably in municipal administration or in a finance office. Possession of a Certified Public Accountant (CPA), Certified Public Finance Officer (CPFO), or equivalent professional certification is desirable.

PHYSICAL DEMANDS

Work is primarily performed in a standard office environment using computers, telephones, and other office equipment. The position may require attendance at meetings, movement between work locations, and occasional lifting or carrying of materials related to assigned duties. The City will provide reasonable accommodation to qualified individuals with disabilities in accordance with applicable law.

ENVIRONMENTAL ELEMENTS

Employees work in an office environment with moderate noise levels, controlled temperature conditions, and no direct exposure to hazardous physical substances. Employees may interact with upset staff and/or public and private representatives in interpreting and enforcing departmental policies and procedures.

WORKING CONDITIONS

Must be able to attend meetings and other activities outside of normal working hours, including regular City Council and commission meetings.

CITY COUNCIL AGENDA REPORT

CITY HALL

CITY OF SONORA 94 N. WASHINGTON STREET, SONORA, CA 95370 P: (209) 532-4541

SERVICE, INNOVATION, INTEGRITY, COLLABORATION, RESPECT, LEADERSHIP

DATE: June 15, 2026

TO: Honorable Mayor and Members of the City Council

FROM: Tyler Summersett, Community Development Director

SUBJECT: Consider the Mayor's Recommendation to Re-Appoint Linda Emerson to the City of Sonora Planning Commission to Serve a Four (4) Year Term.

RECOMMENDATION:

Consider the Mayor's Re-Appointment of Linda Emerson to Serve as a City of Sonora Planning Commissioner for a Four-Year Term Expiring on July 1, 2030.

BACKGROUND:

The Planning Commission meets monthly on the fourth Monday of the Month. Meetings are held at 5:30 pm in the Council Chambers. All meetings are open to the public and noticed on the City's website in addition to agendas being posted at City Hall. The Planning Commission has 5 members.

The functions of the Planning Commission are as follows:

A. It shall develop and maintain a general plan.

B. It shall investigate and make recommendations to the City Council upon reasonable and practicable means for putting the general plan into effect, in order that it will serve as a pattern and guide for the orderly physical growth and development of the City, and as the basis for the efficient expenditure of funds relating to the subjects of the general plan.

C. It shall develop specific plans as may be necessary or desirable.

D. It shall periodically review the capital improvement program of the City.

E. It shall perform such other functions as the City Council may provide.

The Planning Commission has the powers necessary to enable it to fulfill and carry out its planning functions.

CITY COUNCIL AGENDA REPORT

CITY HALL

CITY OF SONORA 94 N. WASHINGTON STREET, SONORA, CA 95370 P: (209) 532-4541

SERVICE, INNOVATION, INTEGRITY, COLLABORATION, RESPECT, LEADERSHIP

F. In the performance of their functions, Planning Commission personnel may enter upon any land and make examinations and surveys, provided that such entries, examinations and surveys do not interfere with the use of the land by those lawfully entitled to the possession thereof.

G. Upon request, all public officials shall furnish to the Planning Commission, within a reasonable time, such available information as may be required for the work of such Planning commission.

H. It shall endeavor to promote public interest in, and understanding of, official plans and regulations relating thereto. It may consult and confer with public officials and agencies, civic, educational, professional and other organizations, and with citizens generally, with relation to the carrying out of such plans.

DISCUSSION / ANALYSIS:

As of July 1, 2026, one (1) Planning Commissioner opening is available. The Mayor received an application from Linda Emerson who is currently serving on the Planning Commission to continue in this capacity. Linda Emerson was initially appointed in 2024 to finish a four (4) year term vacated two (2) years early as a result of a Planning Commissioner being elected to City Council.

Commissioner Emerson previously served as a Planning Commissioner for Tuolumne County as well.

Planning Commissioners are appointed to four (4) terms. Commissioner Emerson's new term will begin July 1, 2026, and expire July 1, 2030.

FISCAL IMPACT:

Commissioners receive a stipend of $35 per meeting to support the functioning of the Commissions activities.

ATTACHMENTS:

No Attachments

CORE COUNCIL PRIORITIES:

Economic Development/Growth and General Plan

CITY COUNCIL AGENDA REPORT

CITY HALL

CITY OF SONORA 94 N. WASHINGTON STREET, SONORA, CA 95370 P: (209) 532-4541

SERVICE, INNOVATION, INTEGRITY, COLLABORATION, RESPECT, LEADERSHIP

DATE: June 15, 2026

TO: Honorable Mayor and Members of the City Council

FROM: Tyler Summersett, Community Development Director

SUBJECT: Waive the Second Reading, Read by Title Only, and Adopt Ordinance No. 916 Amending the City of Sonora Municipal Code to Add Chapter 8.50 to Title 8 Regulating Tobacco Product Sales Including a Resolution to Adopt a Fee Schedule for Tobacco Retailer Licenses.

RECOMMENDATION:

Waive the Second Reading, Read by Title only, and Adopt Ordinance No. 916 Amending the City of Sonora Municipal Code to Add Chapter 8.50 to Title 8 Regulating Tobacco Product Sales and Consider a Fee Schedule for Tobacco Retailer Licenses; and

Consider Adoption of Resolution 06-15-2026-D Adopting a Fee Schedule for Tobacco Retail Licenses in the City.

BACKGROUND:

The City of Sonora currently lacks a regulatory framework to effectively monitor and enforce tobacco retail activities. As a result, staff is proposing Chapter 8.50 et. seq. of the City's Municipal Code introducing a licensing system for tobacco retailers within the City of Sonora. This ordinance is intended to curb unlawful sales practices and ensure compliance with local, state, and federal tobacco control laws.

The primary objective of Chapter 8.50 is to require tobacco retailers to obtain a license and comply with operational regulations. This ordinance provides the framework for regulating sales of tobacco products within the City and imposes penalties for non-compliance.

The ordinance is intended to prevent youth access to tobacco products, ensure compliance with state and federal regulations, reduce the prevalence of flavored tobacco products, kratom and nitrous oxide (NOX).

DISCUSSION / ANALYSIS:

The Tobacco Retail License ordinance was previously presented to the Sonora City Council for consideration on June 1, 2026. The Ordinance was brought back with the following modifications:

CITY COUNCIL AGENDA REPORT

CITY HALL

CITY OF SONORA 94 N. WASHINGTON STREET, SONORA, CA 95370 P: (209) 532-4541

SERVICE, INNOVATION, INTEGRITY, COLLABORATION, RESPECT, LEADERSHIP

1. Removal of Proximity to Youth Oriented Facilities (1000')
2. Removal of Proximity to Other Tobacco Retailers (1000')
3. Modification to Population and Density, the total number of tobacco retailer licenses issued to significant tobacco retailers within the City shall be limited to one for each 1,200 inhabitants of the City (yielding an allowance of 4; previously was 1,650 with an allowance of 3)
4. Language added to 8.50.110 FEE FOR LICENSE AND INCREASE IN FEES.

   C. WAIVER OF FEES for New Businesses and existing Retailers who have not had a violation of the ordinance in the previous License year.

Upon further review of the final Ordinance, one final Section was deleted from Ordinance 916 consistent with the direction above to remove Proximity and location-based restrictions on future businesses in the City. The Section is 8.50.050 – LIMITS ON ELIGIBILITY FOR A TOBACCO RETAILER LICENSE. Section D, which reads:

"PROXIMITY TO CANNABIS RETAILERS. No new license may issue to authorize tobacco retailing within 1000 feet of an existing cannabis retailer as measured by a straight line from the nearest point of the property line of the parcel on which the applicants business is located to the nearest point of the property line of the parcel on which an existing cannabis retailer is located."

The City currently has two cannabis retailers, one along the S. Washington corridor and the other on Mono way. Both of these locations include zoning for a diverse mix of uses. If this section were not removed, the Ordinance would severely restrict potential new retailers within a 1000' of their businesses in the future. The City Council was clear in their direction to staff that they didn't want this, which is why the other proximity and location-based restrictions, eliminated from the original draft ordinance and identified above, were removed.
With the elimination of Item D, the City Council's original direction is reflected in the final ordinance.

Additionally, grammatical errors were corrected.

The Attached Ordinance represents final Tobacco Retail License, Ordinance 916 language ready for adoption.

<u>Ordinance Summary</u>

The proposed ordinance establishes a comprehensive framework for regulating the sale of tobacco products within the City. The ordinance further aligns with state and federal regulations and addresses concerns regarding illegal access to tobacco.

CITY COUNCIL AGENDA REPORT

CITY HALL

CITY OF SONORA 94 N. WASHINGTON STREET, SONORA, CA 95370 P: (209) 532-4541

SERVICE, INNOVATION, INTEGRITY, COLLABORATION, RESPECT, LEADERSHIP

Chapter 8.50 et. seq. would require tobacco retailers to obtain a license and comply with operational regulations as prescribed in the ordinance. Salient provisions of the ordinance include:

1. **Section 8.50.020 – Licensing Requirements**: All tobacco retailers must obtain a license from the City. Licenses are issued for a one-year period and must be renewed annually.

2. **Section 8.50.020 A – G. Restrictions on Sales:** The ordinance prohibits sales of tobacco products to individuals under 21 years of age and restricts the sale of flavored tobacco products.

3. **Section 8.50.020 J. Security Measures Required**: All tobacco retailers shall follow required measures as specified on the license application.

4. **Section 8.50.030 Sale of Flavored Tobacco Products Prohibited.** It shall be unlawful for any tobacco retailer to sell any flavored tobacco product.

5. **Section 8.50.050 B. Licensed Cannabis Business.** No license may issue, and no existing license may be renewed, to authorize tobacco retailing at a location licensed for commercial cannabis or pharmacy.

6. **Section 8.50.050 G Population and Density.** The total number of tobacco retailer licenses issued to Significant Tobacco Retailers within the City shall be limited to one for each 1,200 inhabitants of the City.

7. **Section 8.50.060 Application Procedure.** Outlines the procedures for obtaining a tobacco retailer license.

8. **Section 8.50.070 License Issuance/Denial/Appeal.** Outlines the approval/denial findings for a tobacco retailer license and appeal procedures.

9. **Section 8.50.080 and 8.50.090 License Renewal, Expiration and License not Transferable.** Outlines License Renewal and Expiration procedures.

10. **Section 8.50.120 Compliance and Monitoring:** Regular compliance checks will be conducted to ensure adherence to the ordinance. Violations are subject to penalties, including license suspension and revocation.

11. **Section 8.50.130 – 8.50.150 Enforcement:** The ordinance designates the City of Sonora Police Department, Code Enforcement and any agency or person designated by the Department to enforce the provisions of the ordinance. Regular inspections will be conducted, and violations will be addressed through civil penalties and potential license revocation, as outlined.

12. **Section 8.50.070 Appeal of Issuance or Denial of License:** Any person aggrieved by any decision to issue or deny a license may appeal to the City Council.

13. **Section 8.5.140 Tobacco Retailing without a Valid License:** Administrative Fines may be levied for unlicensed Tobacco Retailers.

Importantly, the draft Ordinance is not intended to affect or otherwise eliminate existing Smoke shops/significant tobacco retailers or general tobacco retailers within the City. However, Section 8.50.050 A – G contains several location based and other requirements to obtain a new Tobacco Retail License (TRL) including:

8.50.050 A. Mobile Vending prohibited;
8.50.050 B. Licensed Cannabis Business shall not be issued a Tobacco Retail License;
8.50.050 C. Pharmacies shall not be issued a Tobacco Retail License;
8.50.050 G. Population and Density include the total number of retail licenses to be issued to a significant tobacco retailer to be limited to one for each 1,200 inhabitants of the city (e.g., 5,000/1,200=4 Tobacco Retailer Licenses Total)
8.50.070 Appeal of Issuance or Denial. Any person aggrieved by any decision to issue or deny may appeal to the City Council.

Should any of the existing Tobacco Retailers not comply with any one or more location/proximity based or other provisions of the Tobacco Retail License Ordinance, they would be considered legally non-conforming in accordance with Section 17.58 of the City's Municipal Code and may continue indefinitely unless the use has been abandoned or otherwise ceases for a period of one year or more.

Moreover, the Tobacco Retailer License (TRL) divides City retailers into 2 categories- Significant Retailers/Smoke shops and Tobacco Retailer- General (which includes convenience and retail stores). The definition of "Smoke shop/significant tobacco retailer", applies to any business for which the principal or core business is selling tobacco products, tobacco accessories, or both, as evidenced by any of the following: twenty-percent (20%) or more of floor or display area is devoted to tobacco products, tobacco accessories, or both; or sixty percent (60%) or more of gross sales receipts are derived from the sale or exchange of tobacco products, tobacco accessories, or both; or fifty percent (50%) or more of completed sales transactions include tobacco products or tobacco accessories". The ordinance will limit this type of business to four (4) within City limits or 1 per 1,200 inhabitants. The General retailers will not be capped within the City.

Additionally, Ordinance 916 will prohibit the sale of Nitrous Oxide and Kratom products in the City of Sonora. This is not currently a State or Federal law, although other City's across the state have chosen to move forward with a similar ban. These products are currently available at some shops within the City, so this represents a curtailment of current practice for a few businesses.

Lastly, as noted, the primary objective of Chapter 8.50 et. seq., is to prevent youth access to tobacco products, ensure compliance with state and federal regulations and with City operational regulations. The Findings Section

CITY COUNCIL AGENDA REPORT

CITY HALL

CITY OF SONORA 94 N. WASHINGTON STREET, SONORA, CA 95370 P: (209) 532-4541

of the Ordinance substantiates and outlines the basis for the ordinance. The statistics on use of tobacco products is alarming and continues to be an urgent public health issue, particularly for young people in Tuolumne County.

TOBACCO RETAILER LICENSE APPLICATION FEES:

Staff recommends the following for TRL cost recovery for businesses who have had a violation during the previous license year.

Costs to the City are identified as--

a. Administrative (work to create the application, mail annual invoice, update forms, confirm payment, retailer education)
b. Application Processing (application review for completeness, follow up, permit issuance)
c. Compliance Monitoring (inspection for each Tobacco Retailer at least one time annually, documentation of violations or compliance, prosecution of violaters)

3 hours are anticipated to complete this work at the average hourly rate would put the TRL fee at: $240 (3 hours)

<u>Outreach to Retailers</u>:

During outreach to City businesses, several of the retailers expressed frustration with the City's intent to license on top of the State License that they already need. The real angst seemed to revolve around the fact that the State recently notified license holders that the State fee would increase from $265 dollars annually to $450. This is an increase of $185 dollars.

Additionally, some of the retailers felt they were being punished, even though they had not done anything wrong. A no fee license with penalties for non-compliance could be one approach to address this issue.

BUSINESSES IMPACTED BY A TOBACCO RETAIL LICENSE:

Fourteen (14) Retail Businesses will be impacted by the Tabacco Retail License.

PLANNING COMMISSION:

The Tobacco Retail License item went to the Planning Commission at the April 25, 2026, meeting. The Planning Commission voted 5-0 to support the Tobacco Retail License. Separately, they voted 5-0 to support no fee for the license, or a very low fee in light of the increased fee at the State level and the requirement for licensing with both the State and City.

CITY COUNCIL AGENDA REPORT

CITY HALL

CITY OF SONORA 94 N. WASHINGTON STREET, SONORA, CA 95370 P: (209) 532-4541

SERVICE, INNOVATION, INTEGRITY, COLLABORATION, RESPECT, LEADERSHIP

CEQA DETERMINATION:

The Ordinance qualifies for Statutory Exemption(s) from the California Environmental Quality Act (CEQA) and Guidelines pursuant to Sections 15060(c)(2) and 15061(b)(3). In accordance with Section 15060(c)(2), the ordinance does not constitute a "Project" as defined in the CEQA Guidelines. Section 15061(b)(3) is the "common sense" exemption noting that the project will not have an impact on the environment. As the project will require tobacco retailers to obtain a license and will not result in any physical change to a building or property, there will be no impact on the environment.

FISCAL IMPACT:

Implementation of the Tobacco Retail License (TRL) program may result in a neutral to minor fiscal impact to the City depending on violations of the ordinance. Staff recommends an annual Tobacco Retail License fee of $240 per Retailer to recover the City's administrative, application processing, inspection, and compliance monitoring costs associated with implementation and enforcement of the ordinance. The annual license fee will be waived during the first year of the program and in any subsequent license year in which the Retailer has no violations of the ordinance.

ATTACHMENTS:

1. Ordinance No. 916 – An Ordinance of the City of Sonora Amending the City of Sonora Municipal Code Adding Chapter 8.50 of Title 8 Regulating Tobacco Product Sales and Requiring the Licensure of Tobacco Retailers.
2. Resolution No. 06-1-2026-D Adopting a fee schedule for Tobacco Retail Licensing

CORE COUNCIL PRIORITIES:

Fiscal Responsibility and Stability

AN ORDINANCE OF THE CITY COUNCIL OF THE CITY OF SONORA REGULATING TOBACCO PRODUCT SALES, REQUIRING THE LICENSURE OF TOBACCO RETAILERS, AND AMENDING THE CITY OF SONORA MUNICIPAL CODE

The city council of the City of Sonora does ordain as follows:

8.50.000 – See Appendix A: Findings

8.50.010 – DEFINITIONS. The following words and phrases, whenever used in this chapter, shall have the meanings defined in this section unless the context clearly requires otherwise:

A. "Arm's Length Transaction" means a sale in good faith and for valuable consideration that reflects the fair market value between two informed and willing parties, neither of which is under any compulsion to participate in the transaction.
B. "Cannabis" has the meaning set forth in California Business and Professions Code Section 26001, as that section may be amended from time to time.
C. "Cannabis Product" has the meaning set forth in California Business and Professions Code Section 26001, as that section may be amended from time to time.
D. "Cannabis Retailer" means any retail establishment in which cannabis or cannabis products are sold or offered for sale to persons that do not hold a license to engage in commercial cannabis activity issued by the State of California in accordance with the Business and Professions Code Section 26000 et seq., as that section may be amended from time to time.
E. "Child-Resistant Packaging" means packaging that meets the definition set forth in Code of Federal Regulations, title 16, section 1700.15(b), as in effect on January 1, 2015, and was tested in accordance with the method described in Code of Federal Regulations, title 16, section 1700.20, as in effect on January 1, 2015.
F. "Cigar" means any roll of tobacco other than a cigarette wrapped entirely or in part in tobacco or any substance containing tobacco and weighing more than 4.5 pounds per thousand.
G. "Cigarette" means:
    1. any roll of tobacco wrapped in paper or in any substance not containing tobacco; and
    2. any roll of tobacco wrapped in any substance containing tobacco which, because of its appearance, the type of tobacco used in the filler, or its packaging and labeling, is likely to be offered to, or purchased by, consumers as a cigarette described herein.
H. "Compliance checks" means systems the department uses to investigate and ensure that tobacco retailers are following and complying with the requirements of this chapter. Compliance checks may involve the use of persons between the ages of 18 and 20 who purchase or attempt to purchase tobacco products. Compliance checks may also be conducted by the department or other units of government for

educational, research, and training purposes or for investigating or enforcing federal, state, or local laws and regulations relating to tobacco products.

I. "Coupon" means any voucher, rebate, card, paper, note, form, statement, ticket, image, or other issue, whether in paper, digital, or other form, used for commercial purposes to obtain an article, product, service, or accommodation without charge or at a discounted price.

J. “Delivery sale” means the sale of any tobacco product to any person for personal consumption and not for resale when the sale is conducted by any means other than an in-person, over-the-counter sales transaction in a tobacco retail establishment. Delivery sale includes the sale of any tobacco product when the sale is conducted by telephone, other voice transmission, mail, the internet, or app-based service. Delivery sale includes delivery by licensees or third parties by any means, including curbside pick-up.

K. “Department” means the City of Sonora Police Department, the City of Sonora Code Enforcement, and any agency or person designated by the Department to enforce or administer the provisions of this chapter.

L. "Electronic smoking device" means any device that may be used to deliver any aerosolized or vaporized substance to the person inhaling from the device, including, but not limited to, an e-cigarette, e-cigar, e-pipe, vape pen, or e-hookah. Electronic smoking device includes any component, part, or accessory of the device, and also includes any substance that may be aerosolized or vaporized by such device, whether or not the substance contains nicotine. Electronic smoking device does not include drugs, devices, or combination products authorized for sale by the U.S. Food and Drug Administration, as those terms are defined in the Federal Food, Drug, and Cosmetic Act.

M. “Flavored Tobacco Product” means any tobacco product that contains a taste or smell, other than the taste or smell of tobacco, that is distinguishable by an ordinary consumer either prior to, or during the consumption of, a tobacco product, including, but not limited to, any taste or smell relating to fruit, menthol, mint, wintergreen, chocolate, cocoa, vanilla, honey, molasses, or any candy, dessert, alcoholic beverage, herb, or spice.

N. "Full Retail Price" means the price listed for a tobacco product on its packaging or on any related shelving, advertising, or display where the tobacco product is sold or offered for sale, plus all applicable taxes and fees if such taxes and fees are not included in the listed price.

O. “Kratom product” means any or all parts of the plant Mitragyna speciosa that contains mitragynine or 7-hydroxymitragynine (also known as 7-OH or 7-Hydroxy), or any food product, food ingredient, dietary ingredient, dietary supplement, or beverage intended for human consumption that contains any part of the plant Mitragyna speciosa or any extract, synthetic alkaloid, or synthetically derived compound of such plant or its leaf including, but not limited to, any powder, capsule, pill, beverage, or other edible product intended for human consumption.

P. “Little Cigar” means any roll of tobacco other than a cigarette wrapped entirely or in part in tobacco or any substance containing tobacco and weighing no more than 4.5

pounds per thousand. “Little Cigar” includes, but is not limited to, tobacco products known or labeled as small cigar, little cigar, or cigarillo.

Q. "Manufacturer" means any person, including any re-packer or re-labeler, who manufactures, fabricates, assembles, processes, or labels a tobacco product; or imports a finished tobacco product for sale or distribution into the United States.

R. “Moveable place of business” means any form of business that is operated out of a kiosk, truck, van, automobile or other type of vehicle or transportable shelter and not a fixed address store front or other permanent type of structure authorized for sales transactions.

S. "Nitrous oxide" means a colorless, nonflammable gas (N:O) sometimes used in aerosols and sometimes used as an anesthetic, which, when inhaled, produces loss of sensibility to pain, often preceded by exhilaration and laughter and used often as an anesthetic in dentistry. Nitrous oxide is oftentimes called "laughing gas."

T. "Nitrous oxide device" means any cartridge, compressed gas cylinder, apparatus, container, or other device intended or designed to be used to contain or dispense or administer nitrous oxide.

U. “Person” means any natural person, partnership, cooperative association, corporation, personal representative, receiver, trustee, assignee, or any other legal entity.

V. “Pharmacy” means any retail establishment in which the profession of pharmacy is practiced by a pharmacist licensed by the State of California in accordance with the Business and Professions Code and where prescription pharmaceuticals are offered for sale, regardless of whether the retail establishment sells other retail goods in addition to prescription pharmaceuticals.

W. “Proprietor” means a person with an ownership or managerial interest in a business. An ownership interest shall be deemed to exist when a person has a 10% or greater interest in the stock, assets, or income of a business other than the sole interest of security for debt. A managerial interest shall be deemed to exist when a person has or shares ultimate control over the day-to-day operations of a business.

X. “Recreation Facility” means an area, place, structure, or other facility that is used either permanently or temporarily for community recreation, even though it may be used for other purposes, and includes but is not limited to a gymnasium, playing court, playing field, and swimming pool.

Y. "Sale" or "Sell" means any transfer, exchange, barter, gift, offer for sale, or distribution for a commercial purpose, in any manner or by any means whatsoever.

Z. “Self-Service Display” means the open display or storage of tobacco products in a manner that is physically accessible in any way to the general public without the assistance of the retailer or employee of the retailer and a direct face-to-face transfer between the purchaser and the retailer or employee of the retailer. A vending machine is a form of self-service display.

AA."Smoke shop/significant tobacco retailer" means any person or business for which the principal or core business is selling tobacco products, tobacco accessories, or both, as evidenced by any of the following: twenty percent (20%) or more of floor or display area is devoted to tobacco products, tobacco accessories, or both; or sixty

percent (60%) or more of gross sales receipts are derived from the sale or exchange of tobacco products, tobacco accessories, or both; or fifty (50%) percent or more of completed sales transactions include tobacco products or tobacco accessories.

BB."Smoking" means inhaling, exhaling, burning, or carrying any lighted or heated cigar, cigarette, or pipe, or any other lighted or heated product containing, made, or derived from nicotine, tobacco, marijuana, or other plant, whether natural or synthetic, that is intended for inhalation. "Smoking" includes using an electronic smoking device.

CC. "Tobacco Product" means:

1. any product containing, made of, or derived from tobacco or nicotine that is intended for human consumption or is likely to be consumed, whether inhaled, absorbed, or ingested by any other means, including but not limited to, a cigarette, a cigar, pipe tobacco, chewing tobacco, snuff, or snus;
2. any electronic smoking device and any substances that may be aerosolized or vaporized by such device, whether or not the substance contains nicotine; or
3. any component, part, or accessory of 1. Or 2., whether or not any of these contains tobacco or nicotine, including but not limited to filters, rolling papers, blunt or hemp wraps, hookahs, mouthpieces, and pipes.

"Tobacco product" does not mean drugs, devices, or combination products authorized for sale by the U.S. Food and Drug Administration, as those terms are defined in the Federal Food, Drug, and Cosmetic Act.

DD. "Tobacco retailer" means any person or business that sells, offers for sale, or exchanges or offers to exchange for any form of consideration, tobacco products or tobacco paraphernalia. This definition includes both tobacco retailers-general (EE below) and smoke shops/significant tobacco retailers (AA above)..

EE."Tobacco retailer-general" means any person or business that sells, offers for sale, or exchanges or offers to exchange for any form of consideration, tobacco products or tobacco paraphernalia, but for which the sale of such products is not the primary or core business. To qualify as a tobacco retailer-general, the establishment must not meet any of the criteria listed in AA above, which define a smoke shop/significant tobacco retailer. Examples of tobacco retailer-general licensees may include, but are not limited to: convenience stores, supermarkets, grocery stores, gas stations, or mini-marts.

FF. "Tobacco Retailing" means engaging in the activities of a tobacco retailer.

GG. "Youth-Oriented Facility" means a parcel in the city that is occupied by:

1. a private or public kindergarten, elementary, middle, junior high, or high school;
2. a library open to the public;
3. a playground open to the public;
4. a youth center, defined as a facility where children, ages 6 to 17, inclusive, come together for programs and activities;

5. a recreation facility open to the public, defined as an area, place, structure, or other facility that is used either permanently or temporarily for community recreation, even though it may be used for other purposes;
6. a park open to the public or to all the residents of a private community;
7. a licensed child-care facility or preschool [other than a small-family day care home or a large-family day care home [as defined in California Health & Safety Code § 1596.78]];

8.50.020 – GENERAL REQUIREMENTS AND PROHIBITIONS.

A. TOBACCO RETAILER'S LICENSE REQUIRED. It shall be unlawful for any person to engage in tobacco retailing in the city without first obtaining and maintaining a valid tobacco retailer's license for each location at which tobacco retailing is to occur. Tobacco retailing without a valid tobacco retailer's license is a nuisance as a matter of law.
B. LAWFUL BUSINESS OPERATION. In the course of tobacco retailing or in the operation of the business or maintenance of the location for which a license issued, it shall be a violation of this chapter for a licensee, or any of the licensee's agents or employees, to violate any local, state, or federal law applicable to the sale of tobacco products.
C. SMOKING PROHIBITED. Smoking, including smoking for the purpose of sampling any tobacco product, is prohibited within the indoor area of any retail establishment licensed under this chapter. Smoking also prohibited outdoors within 25 feet of any retail establishment licensed under this chapter.
D. MINIMUM LEGAL SALES AGE. No person engaged in tobacco retailing shall sell a tobacco product to a person under 21 years of age.
E. DISPLAY OF LICENSE. Each tobacco retailer license shall be prominently displayed in a publicly visible location at the licensed location.
F. POSITIVE IDENTIFICATION REQUIRED FOR SALE. No person engaged in tobacco retailing shall sell a tobacco product to another person without first verifying by means of government- issued photographic identification that the recipient is at least 21 years of age.
G. SELF-SERVICE DISPLAYS PROHIBITED. Tobacco retailing by means of a self-service display is prohibited.
H. ON-SITE SALES. All sales of tobacco products shall be conducted in-person in the licensed location. It shall be a violation of this chapter for any tobacco retailer or any of the tobacco retailer's agents or employees to engage in the delivery sale of tobacco products or to knowingly or recklessly sell or provide tobacco products to any person that intends to engage in the delivery sale of the tobacco product in the city.
I. POSITIVE IDENTIFICATION REQUIRED FOR ENTRY: SMOKE SHOPS/SIGNIFICANT TOBACCO RETAILERS. No smoke shop/significant tobacco retailer shall allow the following individuals to enter its premises: (1) any individual who is younger than the minimum age established by state law for the purchase or possession of tobacco products; (2) any individual who appears to be under the age of twenty-seven (27)

years, unless an examination of the individual's identification confirms that the individual is at least the minimum age under state law to purchase and possess tobacco products.

J. SECURITY MEASURES REQUIRED: SMOKE SHOPS/SIGNIFICANT TOBACCO RETAILERS. All smoke shops/significant tobacco retailers shall follow required security measures as specified on the license application. These measures shall include, but may not be limited to:
    1. The facility shall be alarmed with a monitored burglar alarm. The monitoring center shall be UL-listed. In addition to motion sensors, alarm components shall include contact points on all interior and exterior doors, windows capable of opening, motion sensors in each room of the facility, and glass break sensors on any external windows. The facility alarm shall be equipped with non-emergency notification technology that provides immediate notification of facility management of any system failures (e.g., power outage, sensor malfunction). The burglary alarm shall cause the alarm company to immediately notify the Sonora Police Department Communications Center.
    2. Recorded closed-circuit color video (CCTV) cameras shall be installed and employed to monitor all aspects of the facility. All areas of the facility accessible to patrons shall be equipped with video monitors in a visible location where patrons can clearly see that their activities are being monitored.
    3. Any rear door used to admit employees or deliveries shall be equipped with a 180-degree viewing device.
    4. Height markers that display height measurements are required on the interior of the business, at a minimum, located at entrances and exits.
    5. The patron entrance shall be equipped with signage prohibiting hats and hoods that conceal patrons' facial features.

K. NITROUS OXIDE. It shall be unlawful for an establishment designated as a tobacco retailer-general to sell, offer, distribute, or otherwise provide to any person nitrous oxide or a nitrous oxide device. For tobacco retailer-general licensees only, this section shall not apply to:
    1. The administration of nitrous oxide by a medical or dental practitioner licensed by the state or at the direction or under the supervision of a practitioner licensed by the state for the purpose of providing medical or dental care;
    2. The sale or distribution of nitrous oxide as a propellant in food products such as whipped cream by commercial edible food generators, as defined in the City of Sonora Municipal Code Section 7.08.100;
    3. The sale or distribution of nitrous oxide by a wholesaler licensed by the Board of Pharmacy or manufacturer classified under Code Number 325120 or 424690 of the North American Industry Classification system (NAICS); or
    4. Any other sale or distribution under an express exemption pursuant to Penal Code sections 381b through 381e.

It shall be unlawful for an establishment designated as a smoke shop/significant tobacco retailer to sell, offer, distribute, or otherwise provide to any person nitrous oxide or a nitrous oxide device. No exceptions or conditions apply to smoke shop/significant tobacco retailer licensees.

L. KRATOM PRODUCTS. It shall be unlawful for a tobacco retailer to sell, offer, distribute, or otherwise provide to any person a kratom product, as defined in Section 8.50.010.

8.50.030 – SALE OF FLAVORED TOBACCO PRODUCTS PROHIBITED.

A. FLAVORED TOBACCO PRODUCT SALES PROHIBITED. It shall be unlawful for any tobacco retailer to sell any flavored tobacco product.
B. PRESUMPTIVE FLAVORED TOBACCO PRODUCT. A public statement or claim made or disseminated by the manufacturer of a tobacco product, or by any person authorized or permitted by the manufacturer to make or disseminate public statements concerning such tobacco product, that such tobacco product has a taste or smell other than tobacco shall constitute presumptive evidence that the tobacco product is a flavored tobacco product.

8.50.040 – TOBACCO PRODUCT PRICING AND PACKAGING.

A. PACKAGING AND LABELING. No tobacco retailer shall sell any tobacco product to any consumer unless the tobacco product:
    1. is sold in the manufacturer's packaging intended for sale to consumers;
    2. conforms to all applicable federal labeling requirements; and
    3. conforms to all applicable child-resistant packaging requirements.
B. DISPLAY OF PRICE. The price of each tobacco product offered for sale shall be clearly and conspicuously displayed on the tobacco product or on any related shelving, posting, advertising, or display at the location where the item is sold or offered for sale.
C. DISTRIBUTION OF TOBACCO SAMPLES OR PROMOTIONAL ITEMS. It is unlawful for any person to distribute free or nominally priced tobacco products.
D. PROHIBITION OF TOBACCO COUPONS AND DISCOUNTS. No tobacco retailer shall:
    1. honor or redeem, or offer to honor or redeem, a coupon to allow a consumer to purchase a tobacco product for less than the full retail price;
    2. sell any tobacco product to a consumer through a multiple-package discount or otherwise provide any such product to a consumer for less than the full retail price in consideration for the purchase of any tobacco product or any other item; or
    3. provide any free or discounted item to a consumer in consideration for the purchase of any tobacco product.
E. MINIMUM PACKAGE SIZE FOR LITTLE CIGARS. No tobacco retailer shall sell any little cigar unless it is sold in a package of at least 5 little cigars.

8.50.050 – LIMITS ON ELIGIBILITY FOR A TOBACCO RETAILER LICENSE.

A. MOBILE VENDING. No license may issue to authorize tobacco retailing at other than a fixed location. No tobacco retail license will be issued to a moveable place of business.
B. LICENSED CANNABIS BUSINESSES. No license may issue, and no existing license may be renewed, to authorize tobacco retailing at a location licensed for commercial cannabis activity by the State of California under Business and Professions Code Division 10.
C. PHARMACIES. No license may issue, and no existing license may be renewed, to authorize tobacco retailing in a pharmacy.
D. POPULATION AND DENSITY. The issuing of tobacco retailer licenses is limited as follows:
    1. The total number of tobacco retailer licenses issued to significant tobacco retailers within the city shall be limited to one for each 1,200 inhabitants of the city.
    2. For the purposes of this subsection, the total population of the city/county shall be determined by the most current published total available from the U.S. Census Bureau or the California State Department of Finance, whichever has been more recently updated, as of the date the license application is filed. For purposes of calculating the limit established by this subsection, a fraction of .5 or more shall be rounded up to the next whole number. A fractional amount of less than .5 shall be rounded down to the next whole number.
    3. No new license may be issued to a significant tobacco retailer if the number of tobacco retailer licenses equal or exceed the total number authorized pursuant to subsection (1).

8.50.060 – APPLICATION PROCEDURE.

A. An application for a tobacco retailer's license shall be submitted in the name of each proprietor proposing to conduct retail tobacco sales and shall be signed by each proprietor or an authorized agent thereof. All applications shall be submitted on a form supplied by the Department.
B. A license issued contrary to this chapter, contrary to any other law, or on the basis of false or misleading information shall be revoked pursuant to Sec. 8.50.130(C) of this chapter. Nothing in this chapter shall be construed to vest in any person obtaining and maintaining a tobacco retailer's license any status or right to act as a tobacco retailer in contravention of any provision of law.
C. Applicant submissions shall contain the following information:
    1. The name, address, and telephone number of each proprietor of the business seeking a license.
    2. The business name, address, and telephone number of the location for which a license is sought.
    3. The name and mailing address authorized by each proprietor to receive all communications and notices required by, authorized by, or convenient to the enforcement of this chapter.
    4. Proof that the location for which a tobacco retailer's license is sought has been issued all necessary state licenses for the sale of tobacco products.
    5. Whether or not any proprietor or any agent of the proprietor has admitted

violating, or has been found to have violated, this chapter or any other local, state, or federal law governing the sale of tobacco products and, if so, the dates and locations of all such violations within the previous five years.

6. A signed affidavit affirming that the proprietor has not sold and will not sell any tobacco product without a license required by this chapter.
7. Such other information as the Department deems necessary for the administration or enforcement of this chapter as specified on the application form required by this section.

D. A licensed tobacco retailer shall inform the Department in writing of any change in the information submitted on an application for a tobacco retailer's license within 10 business days of a change.

8.50.070 – LICENSE ISSUANCE OR DENIAL.

A. ISSUANCE OF LICENSE. Upon the receipt of a complete and adequate application for a tobacco retailer's license and the license fee required by this chapter, the Department may approve or deny the application for a license within six working days, or it may delay action for a reasonable period of time to complete any investigation of the application or the applicant deemed necessary.

B. DENIAL OF APPLICATION. The department may deny an application for a tobacco retailer's license based on any of the following:

1. The information presented in the application is inaccurate or false. Intentionally supplying inaccurate or false information shall be a violation of this chapter;
2. The application seeks authorization for tobacco retailing at a location for which this chapter prohibits a licensed to be issued;
3. The application seeks authorization for tobacco retailing for a proprietor to whom this chapter prohibits a license to be issued; or
4. The application seeks authorization for tobacco retailing in a manner that is prohibited pursuant to this chapter, that is unlawful pursuant to any other chapter of this Code, or that is unlawful pursuant to any other law.
5. The application seeks authorization for tobacco retailing at a business location for which the business is lacking a current Business License pursuant to the City of Sonora Municipal Code Section 5.10.
6. Any other any other suitable reason the granting of a license to the applicant is not consistent with the public health and welfare, including the applicant's history of noncompliance with this chapter and other laws relating to the sale of tobacco products.

C. APPEAL OF ISSUANCE OR DENIAL. Any person aggrieved by any decision of the department with respect to the issuance or refusal to issue a tobacco retailer's license may appeal to the council by filing a notice of appeal with the city administrator. The council shall thereupon fix a time and place for hearing such appeal. The city administrator or designee shall give notice to such person of the time and place of hearing by sending notice by certified mail. The council shall have the authority to determine all questions raised on such appeal. No such determination shall conflict with any substantive provision of this text. The council shall make findings, thereon, which shall be final.

D. Proration of fees for a tobacco retail license will be as follows: If a retailer applies for

a tobacco retail license during the first half of the calendar year (January 1 through June 30), said retailer will be charged for a full calendar year. If the retailer applies for a tobacco retail license during the second half of the calendar year (July 1 through December 31), said business will be charged for half a calendar year.

E. The only exception to paragraph D shall be those retailers which apply for a tobacco retail license during the month of December. A retailer will not be required to obtain a current calendar year's tobacco retail license, if, they pay for the following year's license during December of the current year. If said retailer does not elect to pay for the following year, said retailer will pay for half a calendar year, covering the tobacco retail license for the current year.

8.50.080 – LICENSE RENEWAL AND EXPIRATION.

A. RENEWAL OF LICENSE. A tobacco retailer's license is invalid if the appropriate fee has not been timely paid in full or if the term of the license has expired. The term of a tobacco retailer license is 1 year. Each tobacco retailer shall apply for the renewal oftheir tobacco retailer's license by December 1 of each year, on a form supplied by the department. The completed form and payment shall be due to the City by the following January 1, with said payment being delinquent if not received by January 31 of said year. A retailer that fails to timely submit a renewal application and fee is ineligible for license renewal and must submit a new application pursuant to Section 8.50.060.

8.50.090 – LICENSES NOT TRANSFERABLE, PAST VIOLATIONS AT RETAIL LOCATION.

A. LICENSES NOT TRANSFERRABLE. A tobacco retailer's license may not be transferred from one person to another or from one location to another. A new tobacco retailer's license is required whenever a tobacco retailing location has a change in proprietors.

B. PAST VIOLATIONS. Notwithstanding any other provision of this chapter, prior violations at a location shall continue to be counted against a location and license ineligibility periods shall continue to apply to a location unless:

    1. the location has been transferred to new proprietor(s) in an arm's length transaction; and
    2. the new proprietor(s) provide the city with clear and convincing evidence that the new proprietor(s) have acquired the location in an arm's length transaction.

8.50.100 –LICENSE CONVEYS A LIMITED, CONDITIONAL PRIVILEGE.

Nothing in this chapter shall be construed to grant any person obtaining and maintaining a tobacco retailer's license any status or right other than the limited conditional privilege to act as a tobacco retailer at the location in the City identified on the face of the permit. Nothing in this chapter shall be construed to render inapplicable, supersede, or apply in lieu of, any other provision of applicable law.

8.50.110 – FEE FOR LICENSE AND INCREASE IN FEES.

A. FEE FOR LICENSE. The fee to issue or to renew a tobacco retailer's license shall be calculated so as to recover the total cost of administration and enforcement of this chapter, including, but not limited to, issuing a license, administering the license program, retailer education, retailer inspection and compliance checks,

documentation of violations, and prosecution of violators, but shall not exceed the cost of the regulatory program authorized by this chapter. All fees and interest upon proceeds of fees shall be used exclusively to fund the program. Fees are nonrefundable except as may be required by law.

B. INCREASE IN FEES. The fee to issue or to renew a tobacco retailer's license shall be established or amended by resolution of the city council.

C. FEE WAIVER. All license fees will be waived for:
   - New proprietors proposing to conduct retail tobacco sales at a business location;
   - Proprietors seeking renewal of an existing tobacco retail license who have had no violations at the business location in the previous 365-day period from the date the renewal application is made.

8.50.120 – COMPLIANCE MONITORING.

A. Compliance with this chapter shall be monitored by the Department. In addition, the City may designate additional persons to monitor compliance with this chapter. All licensed premises must be open to inspection by city staff or designated persons during regular business hours.
B. The Department shall inspect each tobacco retailer at least 1 time per 12-month period to ensure compliance with this chapter.
C. The city will conduct at least 1 compliance check per 24-month period that involves the participation of persons between the ages of 18 and 20 to enter licensed premises to attempt to purchase tobacco products.
D. Nothing in this section shall create a right of action in any licensee or other person against the city or its agents.

8.50.130 – SUSPENSION OR REVOCATION OF LICENSE.

A. SUSPENSION OR REVOCATION OF LICENSE FOR VIOLATION. In addition to any other penalty authorized by law, a tobacco retailer's license shall be suspended or revoked if the Department finds, based on a preponderance of the evidence, after the licensee is afforded notice and an opportunity to be heard, that the licensee, or any of the licensee's agents or employees, have violated any of the requirements, conditions, or prohibitions of this chapter; such violation is determined by any court of competent jurisdiction; or the licensee has pleaded guilty, "no contest" or its equivalent, or admitted to a violation of any law designated in Section 8.50.020 above.
   1. Upon a finding by the Department of a first violation of this chapter at a location, the license shall be suspended for 30 days.
   2. Upon a finding by the Department of a second violation of this chapter at a location within any 5-year period, the license shall be suspended for 90 days.
   3. Upon a finding by the Department of a third violation of this chapter at a location within any 5-year period, the license shall be suspended for 1 year.
   4. Upon a finding by the Department of four or more violations of this chapter at a location within any 5-year period, the license shall be revoked.
B. APPEAL OF SUSPENSION OR REVOCATION. Any person aggrieved by any decision

of the department with respect to the suspension or revocation of a tobacco retailer's license may appeal to the council by filing a notice of appeal with the city administrator. The council shall thereupon fix a time and place for hearing such appeal. The city administrator or designee shall give notice to such person of the time and place of hearing by sending notice by certified mail. The council shall have the authority to determine all questions raised on such appeal. No such determination shall conflict with any substantive provision of this text. The council shall make findings, thereon, which shall be final. An appeal is not available for a revocation made pursuant to subsection (c) below.

C. REVOCATION OF LICENSE WRONGLY ISSUED. A tobacco retailer's license shall be revoked if the Department finds, after the licensee is afforded notice and an opportunity to be heard, that one or more of the bases for denial of a license under Section 8.50.070 existed at the time application was made or at any time before the license issued. The decision by the Department shall be the final decision of the city

8.50.140 – TOBACCO RETAILING WITHOUT A VALID LICENSE.

A. INELIGIBLE FOR LICENSE. In addition to any other penalty authorized by law, if the Department finds, or if a court of competent jurisdiction determines, based on a preponderance of evidence after notice and an opportunity to be heard, that any person has engaged in tobacco retailing at a location without a valid tobacco retailer's license, either directly or through the person's agents or employees, the person shall be ineligible to apply for, or to be issued, a tobacco retailer's license as follows:
    1. After a first violation of this section at a location, no new license may issue for the person or the location (unless ownership of the business at the location has been transferred in an arm's length transaction), until 30 days have passed from the date of the violation.
    2. After a second violation of this section at a location within any 5-year period, no new license may issue for the person or the location (unless ownership of the business at the location has been transferred in an arm's length transaction), until 90 days have passed from the date of the violation.
    3. After of a third or subsequent violation of this section at a location within any 5 year period, no new license may issue for the person or the location (unless ownership of the business at the location has been transferred in an arm's length transaction), until 5 years have passed from the date of the violation.

B. ADMINISTRATIVE FINE FOR UNLICENSED TOBACCO RETAILER. In addition to any other penalty authorized by law, a Licensee shall pay a fine if the Licensee or Licensee's agents or employees violate any of the requirements, conditions, or prohibitions of this Chapter. The amount of the administrative fine for each violation of this Chapter shall be as follows:
    1. A fine not to exceed two thousand five hundred dollars ($2,500.00) for each violation identified during the first instance in which the tobacco retailer has committed a violation or violations.
    2. A fine not to exceed five thousand dollars ($5,000.00) for each violation identified during a subsequent instance if the tobacco retailer has committed a previous violation or violations within a 60-month period.
    3. A fine not to exceed ten thousand dollars ($10,000.00) for each violation

identified during a subsequent instance if the tobacco retailer has twice committed a previous violation or violations within a sixty-month period.

8.50.150 – ADDITIONAL REMEDIES.

A. The remedies provided by this chapter are cumulative and in addition to any other remedies available at law or in equity.
B. Whenever evidence of a violation of this chapter is obtained in any part through the participation of a person under the age of 18 years, such a person shall not be required to appear or give testimony in any civil or administrative process brought to enforce this chapter and the alleged violation shall be adjudicated based upon the sufficiency and persuasiveness of the evidence presented.
C. Violations of this chapter shall be subject to an administrative penalty. The amount of the administrative penalty shall be fifty dollars ($50.00) for the first offense, one hundred dollars ($100.00) for the second offense, and two hundred fifty dollars (250.00) for any subsequent offense.
D. Any person who or which violates any of the provisions of this chapter is guilty of a misdemeanor, under Section 594 of the California Penal Code and shall, upon conviction thereof, be punished by a fine of not to exceed one thousand dollars, or by imprisonment in the county jail for a period not to exceed six months, or by both such fine and imprisonment.
E. Violations of this chapter are hereby declared to be public nuisances.
F. In addition to other remedies provided by this chapter or by other law, any violation of this chapter may be remedied by a civil action brought by the city attorney, including administrative or judicial nuisance abatement proceedings, civil code enforcement proceedings, and suits for injunctive relief.
G. Upon inspection and determination by the Department that a product offered for sale is in violation of this chapter, the tobacco retailer shall immediately remove all such prohibited products from the retail premises. Removal requires that the violating products be taken of store shelves, out of any area accessible to the public, and removed from the retailer's inventory to an of-site location or destroyed by the retailer. Failure to comply with an immediate removal request constitutes a separate and distinct violation for each 24-hour period of non-compliance. The decision by the Department may be appealed pursuant to the procedures set forth in Section 8.50.130(b). Prohibited products shall be destroyed and properly disposed of at the cost of the seller after all internal appeals have been exhausted and the time in which to seek judicial review pursuant to California Code of Civil Procedure section 1094.6 or other applicable law has expired without the filing of a lawsuit or, if such a suit is filed, after judgment in that suit becomes final.
H. For the purposes of the civil remedies provided in this chapter:
    1. Each day on which a tobacco product is distributed, sold, or offered for sale in violation of this chapter shall constitute a separate violation of this chapter; and
    2. Each individual tobacco product that is distributed, sold, or offered for sale in violation of this chapter shall constitute a separate violation of this chapter.
I. All tobacco retailers are responsible for the actions of their employees relating to the sale, offer to sell, and furnishing of tobacco products at the retail location. The sale of any tobacco product by an employee shall be considered an act of

the tobacco retailer.

8.50.160 – EXCEPTIONS.

A. Nothing in this chapter shall be construed to penalize the purchase, use, or possession of a tobacco product by any person not engaged in tobacco retailing.

8.50.170 – CONSTRUCTION & SEVERABILITY. It is the intent of the city council of the City of Sonora to supplement applicable state and federal law and not to duplicate or contradict such law and this ordinance shall be construed consistently with that intention. If any section, subsection, subdivision, paragraph, sentence, clause, or phrase of this chapter, or its application to any person or circumstance, is for any reason held to be invalid or unenforceable, such invalidity or unenforceability shall not affect the validity or enforceability of the remaining sections, subsections, subdivisions, paragraphs, sentences, clauses, or phrases of this chapter, or its application to any other person or circumstance. The city council of the City of Sonora hereby declares that it would have adopted each section, subsection, subdivision, paragraph, sentence, clause, or phrase hereof, irrespective of the fact that any one or more other sections, subsections, subdivisions, paragraphs, sentences, clauses or phrases hereof be declared invalid or unenforceable.

Sec. 8.50.180 – PUBLIC RECORDS.
All information provided to the Department by a licensee or license applicant pursuant to this chapter shall be subject to disclosure under the California Public Records Act (California Government Code section 6250 et seq.) or any other applicable law.

SECTION III. EFFECTIVE DATE. This Ordinance shall take effect and be in force from and after 30 days after date of enactment; provided, however, that Sections 8.50.000-8.50.180 shall not take effect until 6 months after date of enactment.

Appendix A: Findings.

The city council of the city of Sonora hereby finds and declares as follows:

WHEREAS, the city council finds that a local licensing system for tobacco retailers is appropriate to ensure that retailers comply with tobacco control laws and business standards of the city council, to protect the health, safety, and welfare of our residents;

WHEREAS, approximately 480,000 people die in the United States from smoking-related diseases and exposure to secondhand smoke every year, making tobacco use the nation's leading cause of preventable death;[2]

WHEREAS, the World Health Organization (WHO) estimates that tobacco kills 8 million people and causes over 1.4 trillion dollars in economic damage each year;[136]

WHEREAS, 5.6 million of today's Americans who are younger than 18 years of age are projected to die prematurely from a smoking-related illness;[2]

WHEREAS, tobacco use is the number one cause of preventable death in California137 and continues to be an urgent public health issue, as evidenced by the following:

- 40,000 California adults die from their own smoking annually;[1]
- More than 25% of all adult cancer deaths in California are attributable to smoking;[138]
- Smoking costs California $13.29 billion in annual health care expenses, $3.58 billion in Medicaid costs caused by smoking, and $10.35 billion in smoking-caused productivity losses;[139]
- Tobacco use can cause disease in nearly all of the organs of the body and is responsible for 87% of lung cancer deaths, 32% of coronary heart disease deaths, and 79% of all cases of chronic obstructive pulmonary disease in the United States;[2]

WHEREAS, tobacco use among priority populations in California contributes to health disparities and creates significant barriers to health equity, as evidenced by the following:

- African American (20.4%), Asian or Pacific Islander (11.4%), and Hispanic (15.2%) males all report a higher smoking prevalence than the statewide average among all adults (11.0%);[9]
- American Indian/Alaska Native Californians have the highest smoking prevalence (19.1%) among all reported adult demographic populations;[9]
- Smoking is more prevalent among rural (14.9%) compared to urban (10.6%) Californians;[9]
- Californians with the highest levels of educational attainment and annual household income have the lowest smoking prevalence;[9]
- Adults who identify as lesbian, gay, bisexual, or transgender report smoking at a higher rate (17.4%) than the statewide average (11.0%);[9]
- Those who reported experiencing psychological distress in the past month smoke at rates (26.7%) higher than the statewide average (11.0%);[9]

WHEREAS, despite the state's efforts to limit youth access to tobacco, youth are still able to access tobacco products, as evidenced by the following:

- In California, research indicates over 67% of current and former adult smokers started by the age of 18 and almost 100% start by age 26;[140]
- In California, from 2017 to 2018, approximately 13% of high school students reported using tobacco;[9]
- Disparities in tobacco use exist among California high school students, with higher rates found among LGBTQ, American Indian, and Pacific Islander youth;[9]
- Unless smoking rates decline, an estimated 441,000 of all California youth who are alive today will die prematurely from smoking-related diseases;[2]
- In 2017, 22.8% of high school students in California had tried cigarette smoking;[141]
- Between 2014 and 2018, electronic smoking device use among California youth increased from 14.1% to 46.2%;[8]

WHEREAS, the tobacco industry encourages youth and young adult tobacco initiation through predatory targeting,11 as evidenced by the following:

- Tobacco companies target young adults ages 18 to 24 to increase their frequency of tobacco use and encourage their transition to habitual users;[66]
- Tobacco industry documents state that if "a man has never smoked by the age of 18, the odds are three-to-one he never will. By age 24, the odds are twenty-to-one";[142]
- The tobacco industry spends an estimated $496 million annually to market tobacco products to California residents;[139]

WHEREAS, California retailers continue to sell tobacco to underage consumers, evidenced by the following:

- 9.3% of high school students in California reported buying their own electronic cigarette from a store;[141]
- 19.1% of California tobacco retailers unlawfully sold tobacco products to underage persons in 2018;[9]

WHEREAS, requiring tobacco retailers to obtain a tobacco retailer license will not unduly burden legitimate business activities of retailers who sell tobacco products to adults but will, however, allow the city council to regulate the operation of lawful businesses to discourage violations of federal, state, and local tobacco control and youth tobacco access laws, as evidenced by the following:

- Tobacco products are the number one seller in U.S. convenience stores, and in 2018, they generated an average of $523,084 in sales per store;[143]
- Systematic scientific reviews indicate that merchant compliance with youth tobacco sales laws reduces the rate of tobacco use among adolescents;[26,27]
- Studies found increased retailer compliance and reduced tobacco sales to youth following implementation and active enforcement of youth tobacco sales laws paired with penalties for violations;[144,145]
- A review of 41 California communities with strong tobacco retailer licensing ordinances found that youth sales rates declined in 40 of these communities after the ordinances were enacted, with an average 69% decrease in the youth sales

rate;[25]

WHEREAS, the federal Family Smoking Prevention and Tobacco Control Act ("Tobacco Control Act"), enacted in 2009, prohibited candy- and fruit-flavored cigarettes,[28] largely because these flavored products are marketed to youth and young adults,[26,35,145] and younger smokers were more likely than older smokers to have tried these products;[26]

WHEREAS, neither federal nor California state laws restrict the sale of menthol cigarettes or flavored non-cigarette tobacco products, such as cigars, cigarillos, smokeless tobacco, hookah tobacco, electronic smoking devices, and the solutions used in these devices;

WHEREAS, in 2018, more than 86% of tobacco retailers in California sold flavored non-cigarette tobacco products, over 91% of tobacco retailers sold menthol cigarettes,[80] and, as of 2016, 8 out of 10 tobacco retailers near schools sold flavored non-cigarette tobacco products;[147]

WHEREAS, flavored tobacco products are used by the majority of youth and young adult tobacco users (86.4% and 57.7%, respectively) in California;[9]

WHEREAS, mentholated and flavored products have been shown to be "starter" products for youth who begin using tobacco[26,148,149] and that these products help establish tobacco habits that can lead to long-term addiction;[26,150,151]

WHEREAS, between 2004 and 2014, use of non-menthol cigarettes decreased among all populations, but overall use of menthol cigarettes increased among young adults (ages 18 to 25) and adults (ages 26+);[30]

WHEREAS, flavored tobacco has significant public health implications for youth and people of color as a result of targeted industry marketing strategies and product manipulation;[11,26,152,153]

WHEREAS, a review of advertising, promotions, and pack prices near California high schools found that "for each 10 percentage point increase in the proportion of Black students, the proportion of menthol advertising increased by 5.9% … the odds of a Newport [a leading brand of mentholated cigarettes] promotion were 50% higher … and the cost of Newport was 12 cents lower." There was no such association found for non-mentholated cigarettes;[154]

WHEREAS, scientific reviews by the FDA and the Tobacco Products Scientific Advisory Committee ("TPSAC") found marketing of menthol cigarettes likely increases the prevalence of smoking among the entire population, but especially among youth, African Americans,[33] and possibly Hispanic and Latino individuals;[34] and that menthol cigarettes are associated with increased initiation and progression to regular cigarette smoking, increased dependence on cigarettes, and reduced success in smoking cessation, especially among African American menthol smokers;[33]

WHEREAS, research indicates that the FDA ban in 2009 on all flavored cigarette products (except menthol) led to a 6% decrease in youth tobacco use and a 17% decrease in the likelihood of a youth becoming a cigarette smoker;[155]

WHEREAS, studies indicate that laws prohibiting the sale of flavored tobacco products lead to decreases in youth tobacco use, as evidenced by the following:

- An evaluation of New York City's law, which prohibits the sale of all flavored tobacco, excluding menthol, indicated that as a result of the law, youth had 37% lower odds of ever trying flavored tobacco products and 28% lower odds of ever using any type of tobacco;[156]
- An evaluation of a law in Providence, Rhode Island, which prohibits the sale of all flavored tobacco, excluding menthol, indicated that as a result of the law, current use of any tobacco product among high school youth declined from 22% to 12% and e-cigarette use declined from 13.3% to 6.6%, even as statewide e-cigarette use among high school increased to more than 20%;[157]

WHEREAS, the health effects of non-cigarette tobacco products such as cigars, cigarillos, smokeless tobacco, and shisha are substantial as demonstrated by research that shows that non-cigarette tobacco products have addictive levels of nicotine, harmful toxins, and dangerous carcinogens;[158-164]

WHEREAS, unlike cigarette use that has steadily declined among youth, the prevalence of the use of non-cigarette tobacco products has increased among California youth;[9]

WHEREAS, the availability of inexpensive tobacco products leads to increased tobacco use as evidenced by more than 100 academic studies that conclusively show that when tobacco products are made more expensive, fewer people use tobacco, fewer initiate tobacco use, and more people quit tobacco use;[2,48-51,53-58]

WHEREAS, research has also consistently shown that increases in cigarettes prices will result in less smoking across various sociodemographic populations;[165]

WHEREAS, a systematic review by the U.S. Community Preventive Services Task Force found that a 20% price increase would reduce demand for cigarettes by approximately 10.4%, the prevalence of adult tobacco use by 3.6%, and initiation of tobacco use by young people by 8.6%;[49]

WHEREAS, unequal price increases across different types of tobacco products lead to substitution from one product to another;[56,58]

WHEREAS, youth are particularly responsive to changes in tobacco prices,[26,52,54,166] and evidence suggests that tobacco companies deliberately target youth with price reductions;[26,51,64-66,167]

WHEREAS, evidence also suggests that cigarettes are cheaper in neighborhoods with lower household incomes,[118,168] Newport menthol cigarettes cost less in areas with higher proportions of African Americans,[118] and underserved communities are targeted with price discounts and coupons;[169-171]

WHEREAS, tobacco companies spend considerably to decrease the price of their products in order to counter state and local tobacco control efforts, appeal to price-sensitive consumers, and increase demand for tobacco products. For example, tobacco companies spent the majority of their cigarette marketing budgets on price discounts, accounting for nearly $6.2 billion of $8.6 billion advertising and promotional expenditures in 2018; [50,51,62]

WHEREAS, the tobacco industry's price discounting strategies, such as coupons and multiple- package discounts, are popular among consumers, with more than half of adults using some price minimization strategy.[70] Coupon receipt and redemption appears more prevalent among white, younger, female, sexual minority, and more nicotine dependent smokers.[172] In California, individuals who used price minimization strategies saved an average $1.04 per pack (or 18.6% of the total) in 2010;[70]

WHEREAS, price-discounted sales account for a substantial proportion of overall tobacco product sales;[63]

WHEREAS, although federal and state law ban the sale of individual cigarettes,[78,173] neither federal nor California state laws restrict the sale of individual little cigars and cigars;

WHEREAS, many retailers sell little cigars and cigars individually, making them more affordable and appealing to youth.[79] Additionally:

- 78.3% of California tobacco retailers sell a popular brand of youth-friendly cigars for less than $1.00;[79]
- Between 2012 and 2016, annual sales of cigarillos increased by 78% overall and by 155% for "concept-flavored" (e.g., Jazz) cigarillos;[174]

WHEREAS, a 10% increase in cigar prices has been associated with decreased cigar sales[175,176] and may significantly reduce cigar use among youth;[177]

WHEREAS, neither federal nor California state laws set a minimum price for tobacco products;

WHEREAS, minimum price markups and related laws in other states have been shown to be effective at increasing the price of cigarettes but may remain vulnerable to price manipulation by the tobacco industry without attention to coupons and discounts;[82]

WHEREAS, studies have estimated that if price discounts were prohibited across the United States, the number of people who smoke would decrease by more than 13%;[68] the impact of a $10 federal minimum floor price for cigarettes could reduce the number of

packs sold in the United States by 5.7 billion per year and prompt more than 10 million smokers to quit;[55] and that a state-level minimum floor price law designed to raise the average price of cigarette packs by just under $2.00 could decrease the prevalence of cigarette use and consumption by more than 4% and reduce income-based smoking disparities in California;[86]

WHEREAS, by selling tobacco products, pharmacies reinforce positive social perceptions of smoking, convey tacit approval of tobacco use, and send a message that it is not so dangerous to smoke;[178,179]

WHEREAS, pharmacies sell cigarettes cheaper than other stores118 and advertise tobacco product discounts more than other stores in California;[80]

WHEREAS, tobacco-free pharmacy sales policies decrease the availability of tobacco products by reducing tobacco retailer density by up to three times compared with communities that do not have such policies,[119] and immediately after the nationwide CVS policy change to not sell tobacco products, cigarette purchases declined and smokers who had previously purchased their cigarettes exclusively at CVS were up to twice as likely to stop buying cigarettes entirely;[120]

WHEREAS, research indicates that the density and proximity of tobacco retailers increase smoking behaviors, including number of cigarettes smoked per day,[90] particularly in neighborhoods experiencing poverty;[90,180-182]

WHEREAS, the density of tobacco retailers near adolescents' homes has been associated with increased youth smoking rates[101] and initiation of noncigarette tobacco product use;[183]

WHEREAS, adults who smoke are likely to have a harder time quitting when residential proximity to tobacco retailers is closer[107] and density is higher;[184-186]

WHEREAS, tobacco retailers are more prevalent in underserved communities, especially in neighborhoods with a higher proportion of African American or Hispanic residents;[93-98]

WHEREAS, tobacco retailer density is higher in urban compared to rural areas, except for low- income communities, which have higher tobacco retailer densities regardless of geography, and Hispanic communities, which are associated with variable retailer densities across geography;[97,187]

WHEREAS, policies to reduce tobacco retailer density have been shown to be effective[103,104,188,189] and can reduce or eliminate inequities in the location and distribution of tobacco retailers;[103,104]

WHEREAS, six out of 10 tobacco retailers in California sold cigar products using cannabis-related flavor descriptors and these retailers were more prevalent in school neighborhoods with lower median income;[190]

WHEREAS, both youth and adult tobacco users are more likely to also use cannabis;[191,192]

WHEREAS, strict enforcement of policies prohibiting retail sales of cigarettes to youth, sales of cigarettes via vending machines, and other means through which youth gain access to tobacco in the commercial settings can limit their opportunities to obtain these products;[26,27]

WHEREAS, strong policy enforcement and monitoring of retailer compliance with tobacco control policies (e.g., requiring identification checks) is necessary to achieve reductions in youth tobacco sales;[193,194]

WHEREAS, the Institute of Medicine recognizes that retailers are not likely to comply with youth tobacco access laws unless such laws are actively enforced through retailer compliance checks paired with meaningful penalties on business owners for violations;[195]

WHEREAS, state law explicitly permits cities and counties to enact local tobacco retail licensing ordinances, and allows for the suspension or revocation of a local license for a violation of any state tobacco control law (Cal. Bus. & Prof. Code § 22971.3);

WHEREAS, California courts have affirmed the power of the city council to regulate business activity to discourage violations of law. See, e.g., Cohen v. Board of Supervisors, 40 Cal. 3d 277 (1985); Bravo Vending v. City of Rancho Mirage, 16 Cal. App. 4th 383 (1993); Prime Gas, Inc. v. City of Sacramento, 184 Cal. App. 4th 697 (2010);

WHEREAS, over 180 cities and counties in California have passed tobacco retailer licensing ordinances in an effort to stop youth from using tobacco;[9]

WHEREAS, the city council has a substantial interest in protecting youth and underserved populations from the harms of tobacco use; and

WHEREAS, the city council finds that a local licensing system for tobacco retailers is appropriate to ensure that retailers comply with tobacco control laws and business standards of the City of Sonora in order to protect the health, safety, and welfare of our residents;

NOW THEREFORE, it is the intent of the city council, in enacting this ordinance, to ensure compliance with the business standards and practices of the city and to encourage responsible tobacco retailing and to discourage violations of tobacco-related laws, especially those which prohibit or discourage the sale or distribution of tobacco products to youth, but not to expand or reduce the degree to which the acts regulated by federal or state law are criminally proscribed or to alter the penalties provided therein.

References

1 Centers for Disease Control and Prevention. Best Practices for Comprehensive Tobacco Control Programs — 2014. U.S. Department of Health and Human Services, Centers for Disease Control and Prevention, National Center for Chronic Disease Prevention and Health Promotion, Office on Smoking and Health. 2014. Available at: https://www.cdc.gov/ tobacco/stateandcommunity/best_practices/pdfs/2014/comprehensive.pdf.

2 U.S. Department of Health and Human Services. The Health Consequences of Smoking: 50 Years of Progress. A Report of the Surgeon General. Atlanta, GA: U.S. Department of Health and Human Services, Centers for Disease Control and Prevention, National Center for Chronic Disease Prevention and Health Promotion, Ofice on Smoking and Health. 2014. Available at: https://www.ncbi.nlm.nih.gov/books/NBK179276/pdf/Bookshelf_NBK179276.pdf.

3 Family Smoking Prevention and Tobacco Control Act § 3(1), Pub. L. No. 111-31, 123 Stat. 1776-1858 (2009).

4 National Academies of Sciences, Engineering, and Medicine. Public Health Consequences of E-Cigarettes. 2018. Washington, DC: The National Academies Press. doi: https://doi.org/10.17226/24952.

5 Fowles J, Barreau T, Wu N. Cancer and Non-Cancer Risk Concerns from Metals in Electronic Cigarette Liquids and Aerosols. Int J Environ Res Public Health. 2020;17(6):2146. doi: 10.3390/ijerph17062146.

6 Romberg AR, Miller Lo EJ, Cuccia AF, et al. Patterns of nicotine concentrations in electronic cigarettes sold in the United States, 2013-2018. Drug Alcohol Depend. 2019:201:1-7. doi: 10.1016/j.drugalcdep.2019.05.029.

7 Wang TW, Coats EM, Gammon DG et al. National and State-Specific Unit Sales and Prices for Electronic Cigarettes, United States, 2012–2016. Prev Chroni Dis. 2018;15:E99. doi: 10.5888/pcd15.170555.

8 Lin C, Baiocchi M, Halpern-Felsher B. Longitudinal trends in e-cigarette devices used by Californian youth, 2014–2018. Addict Behav. 2020;108:106459. doi: 10.1016/j.addbeh.2020.106459.

9 California Tobacco Control Program. California Tobacco Facts and Figures 2019. Sacramento, CA: California Department of Public Health. 2019. Available at: https://www.cdph.ca.gov/Programs/CCDPHP/DCDIC/CTCB/CDPH%20Document%20Library/ResearchandEvaluation/FactsandFigures/CATobaccoFactsandFigures2019.pdf.

10 U.S. National Cancer Institute. A Socioecological Approach to Addressing Tobacco-Related Health Disparities. National Cancer Institute Tobacco Control Monograph 22. NIH Publication No. 17-CA-8035A. Bethesda, MD: U.S. Department of Health and Human Services, National Institutes of Health, National Cancer Institute. 2017.

11 United States v. Philip Morris USA, Inc., 449 F. Supp. 2d 1 (D.D.C. 2006), af'd in part, vacated in part, 566 F.3d 1095 (D.C. Cir. 2009), and order clarified, 778 F. Supp. 2d 8 (D.D.C. 2011).

12 California Tobacco Control Program. California Tobacco Facts and Figures 2018. Sacramento, CA: California Department of Public Health. 2018. Available at: https://www.cdph.ca.gov/Programs/CCDPHP/DCDIC/CTCB/CDPH%20Document%20Library/ResearchandEvaluation/FactsandFigures/CATobaccoFactsFigures2018.pdf.
13 California Tobacco Education and Research Oversight Committee. New Challenges — New Promise for All: Toward a Tobacco-Free California Master Plan 2018–2020. Sacramento, CA: California Tobacco Education and Research Oversight Committee. 2018. Available at: https://www.cdph.ca.gov/Programs/CCDPHP/DCDIC/CTCB/CDPH%20Document%20Library/TEROC/MasterPlan/TEROCMasterPlan2018-2020.pdf.
14 California Tobacco Control Program. Story of Inequity. 2019; http://tobaccofreeca.com/story-of-inequity. Accessed May 22, 2020.
15 Cal. Bus. & Prof. Code § 22972(a).
16 Cal. Bus. & Prof. Code § 22970.1 (Finding that state tobacco excise tax revenues "have declined by hundreds of mil- lions of dollars per year due, in part, to unlawful distributions and untaxed sales of cigarettes and tobacco products," and that "the licensing of … retailers will help stem the tide of untaxed distributions and illegal sales of cigarettes and tobacco products.").
17 Cal. Rev. & Tax Code § 30111 (providing that state tobacco taxes "are in lieu of all other state, county, municipal, or district taxes on the privilege of distributing cigarettes or tobacco products."); Cal. Bus. & Prof. Code § 22964 (providing that the Stop Tobacco Access to Kids Act does not "preempt or otherwise prohibit the adoption of a local standard that imposes a more restrictive legal age to purchase or possess tobacco products.").
18 Cal. Bus. & Prof. Code § 22971.3 ("Nothing in this division preempts or supersedes any local tobacco control law other than those related to the collection of state taxes. Local licensing laws may provide for the suspension or revocation of the local license for any violation of a state tobacco control law.").
19 Cal. Penal Code § 308(a)(1)(A).
20 Cal. Bus. & Prof. Code §§ 22950-22964.
21 21 C.F.R. §§ 1140.14(a)(4), 1140.16(b).
22 21 C.F.R. § 1140.14(a)(2), (b)(2).
23 The American Lung Association in California, Center for Tobacco Policy and Organizing. Matrix of Strong Local Tobacco Retailer Licensing Ordinances. 2018.
24 The American Lung Association in California Center for Tobacco Policy and Organizing. Local Tobacco Policies in the Retail Environment. 2017.
25 The American Lung Association in California Center for Tobacco Policy and Organizing. Tobacco Retailer Licensing is Effective. 2018.
26 U.S. Department of Health and Human Services. Preventing Tobacco Use Among Youth and Young Adults: A Report of the Surgeon General. Atlanta, GA: U.S. Department of Health and Human Services, Centers for Disease Control and Prevention, National Center for Chronic Disease Prevention and Health Promotion, Office on Smoking and Health. 2012. Available at: https://www.ncbi.nlm.nih.gov/books/NBK99237/pdf/Bookshelf_NBK99237.pdf.

27 DiFranza JR. Which interventions against the sale of tobacco to minors can be expected to reduce smoking? Tob Con- trol. 2012;21:436-442. doi: 10.1136/tobaccocontrol-2011-050145.
28 21 U.S.C. § 387g(a)(1)(A).
29 Villanti AC, Johnson AL, Glasser AM. Association of Flavored Tobacco Use With Tobacco Initiation and Subsequent Use Among US Youth and Adults, 2013-2015. JAMA Netw Open. 2019;2(10):e1913804. doi: 10.1001/jamanetworko- pen.2019.13804.
30 Villanti AC, Mowery PD, Delnevo CD, Niaura RS, Abrams DB, Giovino GA. Changes in the prevalence and correlates of menthol cigarette use in the USA, 2004-2014. Tob Control. 2016;25(Suppl 2):ii14-ii20. doi: 10.1136/tobaccocon- trol-2016-053329.
31 King BA, Dube SR, Tynan MA. Flavored cigar smoking among U.S. adults: Findings from the 2009-2010 National Adult Tobacco Survey. Nicotine Tob Res. 2013;15(2):608-614. doi: 10.1093/ntr/nts178.
32 D'Silva J, Cohn AM, Johnson AL, Villanti AC. Differences in Subjective Experiences to First Use of Menthol and Non- menthol Cigarettes in a National Sample of Young Adult Cigarette Smokers. Nicotine Tob Res. 2018;20(9):1062-1068. doi: 10.1093/ntr/ntx181.
33 Food and Drug Administration. Preliminary Scientific Evaluation of the Possible Public Health Effects of Menthol Versus Nonmenthol Cigarettes. 2013. Available at: http://www.fda.gov/downloads/ScienceResearch/SpecialTopics/PeerRev- iewofScientiicInformationandAssessments/UCM361598.pdf.
34 Tobacco Products Scientific Advisory Committee. Menthol Cigarettes and Public Health: Review of the Scientific Evidence and Recommendations. 2011. Available at: https://wayback.archive-it.org/7993/20170405201731/https://www.fda. gov/downloads/AdvisoryCommittees/CommitteesMeetingMaterials/TobaccoProductsScie ntiicAdvisoryCommittee/UCM269697.pdf.
35 Villanti AC, Collins LK, Niaura RS, Gagosian SY, Abrams DB. Menthol cigarettes and the public health standard: a systematic review. BMC Public Health. 2017;17(1):983. doi: 10.1186/s12889-017-4987-z.
36 Fallin A, Goodin AJ, King BA. Menthol cigarette smoking among lesbian, gay, bisexual, and transgender adults. Am J Prev Med. 2015;48(1):93-97. doi: 10.1016/j.amepre.2014.07.044.
37 Cohn AM, Johnson AL, Hair E, Rath JM, Villanti AC. Menthol tobacco use is correlated with mental health symptoms in a national sample of young adults: implications for future health risks and policy recommendations. Tob Induc Dis. 2016;14:1. doi: 10.1186/s12971-015-0066-3.
38 Chen C, Isabelle LM, Pickworth WB, Pankow JF. Levels of mint and wintergreen flavorants: smokeless tobacco prod- ucts vs. confectionery products. Food Chem Toxicol. 2010;48(2):755-763. doi: 10.1016/j.fct.2009.12.015.
39 Morris DS, Fiala SC, Pawlak R. Opportunities for policy interventions to reduce youth hookah smoking in the United States. Prev Chronic Dis. 2012;9:120082. doi: 10.5888/pcd9.120082.
40 Cameron JM, Howell DN, White JR, Andrenyak DM, Layton ME, Roll JM. Variable and potentially fatal amounts of nicotine in e-cigarette nicotine solutions. Tob Control. 2014;23(1):77-78. doi: 10.1136/tobaccocontrol-2012-050604.

41 Tsai J, Walton K, Coleman BN, et al. Reasons for Electronic Cigarette Use Among Middle and High School Students
- National Youth Tobacco Survey, United States, 2016. MMWR Morb Mortal Wkly Rep. 2018;67(6):196-200. doi: 10.15585/mmwr.mm6706a5.
42 Wang TW, Gentzke AS, Creamer MR, et al. Tobacco Product Use and Associated Factors Among Middle and High School Students - United States, 2019. MMWR Surveill Summ. 2019;68(12):1-22. doi: 10.15585/mmwr.ss6812a1.
43 Kuiper NM, Gammon D, Loomis B, et al. Trends in Sales of Flavored and Menthol Tobacco Products in the United States during 2011–2015. Nicotine Tob Res. 2018;20(6):698-706. doi: 10.1093/ntr/ntx123.
44 Cullen KA, Ambrose BK, Genztke AS, et al. Notes from the ield: use of electronic cigarettes and any tobac-co product among middle and high school students—United States, 2011-2018. MMWR
Morb Mortal Wkly Rep.2018;67(45):1276-1277. doi: 10.15585/mmwr.mm6745a5.
45 Cullen KA, Gentzke AS, Sawdey MD, et al. e-Cigarette Use Among Youth in the United States, 2019. JAMA. 2019;322(21):2095-2103. doi: 10.1001/jama.2019.18387.
46 Ambrose BK, Day HR, Rostron B, et al. Flavored Tobacco Product Use Among US Youth Aged 12-17 Years, 2013-2014.
JAMA. 2015;314(17):1871-1873. doi: 10.1001/jama.2015.13802.
47 Bonhomme MG, Holder-Hayes E, Ambrose BK, et al. Flavoured non-cigarette tobacco product use among US adults: 2013-2014. Tob Control. 2016;25(Suppl 2):ii4-ii13. doi: 10.1136/tobaccocontrol-2016-053373.
48 Institute of Medicine. Ending the Tobacco Problem: A Blueprint for the Nation. Washington, DC. 2007. Available at: https://www.nap.edu/catalog/11795/ending-the-tobacco-problem-a-blueprint-for-the-nation.
49 Community Preventive Services Task Force. Reducing Tobacco Use and Secondhand Smoke Exposure: Interventions to Increase the Unit Price for Tobacco Products. 2012. Available at: https://www.thecommunityguide.org/indings/tobac- co-use-interventions-increase-unit-price-tobacco.

50 Centers for Disease Control and Prevention. State Cigarette Minimum Price Laws — United States, 2009. MMWR Morb Mortal Wkly Rep. 2010;59(13):389-392.
51 Chaloupka FJ, Cummings KM, Morley C, Horan J. Tax, price and cigarette smoking: evidence from the tobacco documents and implications for tobacco company marketing strategies. Tob Control. 2002;11(Supplement 1):i62-i72. doi: 10.1136/tc.11.suppl_1.i62.
52 Chaloupka F. Tobacco Control Lessons Learned: The Impact of State and Local Policies. ImpacTeen. 2010. Available at: http://tobaccopolicycenter.org/wp-content/uploads/2017/11/153.pdf.
53 Chaloupka FJ, Yurekli A, Fong GT. Tobacco taxes as a tobacco control strategy. Tob Control. 2012;21(2):172-180. doi: 10.1136/tobaccocontrol-2011-050417.

54 Maciosek MV, LaFrance AB, St. Claire AW, et al. The 20-year impact of tobacco price and tobacco control expenditure increases in Minnesota, 1998-2017. PLoS ONE. 2020;15(3): e0230364. doi: 10.1371/journal.pone.0230364.
55 Doogan NJ, Wewers ME, Berman M. The Impact of a Federal Cigarette Minimum Pack Price Policy on Cigarette Use in the USA. Tob Control. 2018;27(2):203-208. doi: 10.1136/tobaccocontrol-2016-053457.
56 Huang J, Gwarnicki C, Xu X, Caraballo RS, Wada R, Chaloupka FJ. A comprehensive examination of own- and cross-price elasticities of tobacco and nicotine replacement products in the U.S. Prev Med. 2018. doi: 10.1016/j. ypmed.2018.04.024.
57 Pesko MF, Huang J, Johnston LD, Chaloupka FJ. E-cigarette price sensitivity among middle- and high-school students: evidence from monitoring the future. Addiction. 2018;113(5):896-906. doi: 10.1111/add.14119.
58 Jawad M, Lee JT, Glantz S, Millett C. Price elasticity of demand of non-cigarette tobacco products: a systematic review and meta-analysis. Tob Control. 2018. doi: 10.1136/tobaccocontrol-2017-054056.
59 Centers for Disease Control and Prevention. STATE System Excise Tax Fact Sheet. https://www.cdc.gov/statesystem/ factsheets/excisetax/ExciseTax.html. Accessed May 27, 2020.
60 Cal. Rev. & Tax. Code § 30111.
61 Schleicher NC, Johnson T, Ahmad I, Henriksen L. Tobacco Marketing in California's Retail Environment (2011–2014). Palo Alto, CA: Stanford Prevention Research Center, Stanford University School of Medicine. 2015.
62 Federal Trade Commission. Cigarette Report for 2018. 2019. Available at: https://www.ftc.gov/reports/feder- al-trade-commission-cigarette-report-2018-smokeless-tobacco-report-2018.
63 Wang TW, Falvey K, Gammon DG, et al. Sales Trends in Price-Discounted Cigarettes, Large Cigars, Little Cigars, and Cigarillos-United States, 2011-2016. Nicotine Tob Res. 2018;20(11):1401-1406. doi: 10.1093/ntr/ntx249.
64 White VM, White MM, Freeman K, Gilpin EA, Pierce JP. Cigarette promotional offers: who takes advantage? Am J Prev Med. 2006;30(3):225-231. doi: 10.1016/j.amepre.2005.11.001.
65 Pierce JP, Gilmer TP, Lee L, Gilpin EA, de Beyer J, Messer K. Tobacco industry price-subsidizing promotions may over- come the downward pressure of higher prices on initiation of regular smoking. Health Econ. 2005;14(10):1061-1071. doi: 10.1002/hec.990.
66 Ling PM, Glantz SA. Why and How the Tobacco Industry Sells Cigarettes to Young Adults: Evidence From Industry Documents. Am J Public Health. 2002;92(6):908-916. doi: 10.2105/ajph.92.6.908.
67 Lempert LK, Glantz SA. Tobacco Industry Promotional Strategies Targeting American Indians/Alaska Natives and Exploiting Tribal Sovereignty. Nicotine Tob Res. 2019;21(7):940-948. doi: 10.1093/ntr/nty048.
68 Slater SJ, Chaloupka FJ, Wakefield M, Johnston LD, O'Malley PM. The impact of retail cigarette marketing practices on youth smoking uptake. Arch Pediatr Adolesc Med. 2007;161(5):440-445. doi: 10.1001/archpedi.161.5.440.

69 Xu X, Wang X, Caraballo RS. Is Every Smoker Interested in Price Promotions? An Evaluation of Price-Related Discounts by Cigarette Brands. J Public Health Manag Pract. 2016;22(1):20-28. doi: 10.1097/PHH.0000000000000223.
70 Xu X, Pesko MF, Tynan MA, Gerzof RB, Malarcher AM, Pechacek TF. Cigarette price-minimization strategies by U.S. smokers. Am J Prev Med. 2013;44(5):472-476. doi: 10.1016/j.amepre.2013.01.019.
71 Cal. Health & Safety Code § 118950(b)-(c)(1). The California Supreme Court upheld this law, finding that federal law did not preempt the state law. People v. R.J. Reynolds Tobacco Co., 124 P.3d 408 (Cal. 2005).
72 Chicago Municipal Code § 4-64-905.
73 New York City Administrative Code § 17-176.1.
74 Oakland, California, Municipal Code § 5.91.040.
75 Providence, Rhode Island Municipal Code § 14-303.
76 Nat'l Ass'n of Tobacco Outlets, Inc. v. City of New York, 27 F. Supp. 3d 415 (S.D.N.Y. 2014).
77 Nat'l Ass'n of Tobacco Outlets, Inc. v. City of Providence, R.I., 731 F.3d 71 (1st Cir. 2013).
78 21 C.F.R. § 1140.16(b).
79 Schleicher NC, Johnson T, Rigdon J, et al. California Tobacco Retail Surveillance Study, 2017. Available at: https://www. cdph.ca.gov/Programs/CCDPHP/DCDIC/CTCB/CDPH%20Document%20Library/ResearchandEvaluation/SurveyInstrumentsTrainingManualsAndProtocols/CaliforniaTobaccoRetailSurveillanceStudt2017-CTRSS%206-4.pdf.
80 Schleicher NC, Johnson T, Vishwakarma M, et al. California Tobacco Retail Surveillance Study 2018. Available at: https://www.cdph.ca.gov/Programs/CCDPHP/DCDIC/CTCB/CDPH%20Document%20Library/ResearchandEvaluation/Reports/CaliforniaTobaccoRetailSurveillanceStudyReport-2018.pdf.
81 Henriksen L, Andersen-Rodgers E, Zhang X, et al. Neighborhood Variation in the Price of Cheap Tobacco Products in California: Results From Healthy Stores for a Healthy Community. Nicotine Tob Res. 2017;19(11):1330-1337. doi: 10.1093/ntr/ntx089.
82 Huang J, Chriqui JF, DeLong H, Mirza M, Diaz MC, Chaloupka FJ. Do state minimum markup/price laws work? Evidence from retail scanner data and TUS-CPS. Tob Control. 2016;25(Suppl 1):i52-i59. doi: 10.1136/tobaccocon- trol-2016-053093.
83 Sonoma County, California Municipal Code § 32A-3(k).
84 Windsor, California Municipal Code § 3-11-115(l).
85 San Leandro Municipal Code § 4-36-150(k).
86 86 Golden SD, Kim K, Kong A, et al. Simulating the Impact of a Cigarette Minimum Floor Price Law on Adult Smoking Prevalence in California. Nicotine Tob Res. 2020;ntaa046. doi: 10.1093/ ntr/ntaa046.
87 Golden SD, Farrelly MC, Luke DA, Ribisl KM. Comparing projected impacts of cigarette floor price and excise tax policies on socioeconomic disparities in smoking. Tob Control. 2016;25(Suppl 1):i60-i66. doi: 10.1136/tobaccocon- trol-2016-053230.

88 Brock B, Carlson SC, Moilanen M, Schillo BA. Effectiveness of Local Policy Efforts to Increase the Price of Cheap Cigars in Minnesota. Am J Public Health. 2017;107(1):127-129. doi: 10.2105/AJPH.2016.303517.
89 Hill S, Amos A, Cliford D, Platt S. Impact of tobacco control interventions on socioeconomic inequalities in smoking: review of the evidence. Tob Control. 2014;23(e2):e89-97. doi: 10.1136/tobaccocontrol-2013-051110.
90 Chuang YC, Cubbin C, Ahn D, Winkleby MA. Effects of neighbourhood socioeconomic status and convenience store concentration on individual level smoking. J Epidemiol Community Health. 2005;59(7):568-573. doi: 10.1136/ jech.2004.029041.
91 Lipperman-Kreda S, Grube JW, Friend KB, Mair C. Tobacco outlet density, retailer cigarette sales without ID checks and enforcement of underage tobacco laws: associations with youths' cigarette smoking and beliefs. Addiction. 2016;111(3):525-532. doi: 10.1111/add.13179.
92 Novak SP, Reardon SF, Raudenbush SW, Buka SL. Retail tobacco outlet density and youth cigarette smoking: a propensity-modeling approach. Am J Public Health. 2006;96(4):670-676. doi: 10.2105/AJPH.2004.061622.
93 Siahpush M, Jones PR, Singh GK, Timsina LR, Martin J. Association of availability of tobacco products with socioeconomic and racial/ethnic characteristics of neighbourhoods. Public Health.
2010;124(9):525-529. doi: 10.1016/j. puhe.2010.04.010.
94 Lee JG, Sun DL, Schleicher NM, Ribisl KM, Luke DA, Henriksen L. Inequalities in tobacco outlet density by race, ethnicity and socioeconomic status, 2012, USA: results from the ASPiRE Study. J Epidemiol Community Health. 2017;71(5):487-492. doi: 10.1136/jech-2016-208475.
95 Loomis BR, Kim AE, Goetz JL, Juster HR. Density of tobacco retailers and its association with sociodemographic characteristics of communities across New York. Public Health. 2013;127(4):333-338. doi: 10.1016/j.puhe.2013.01.013.
96 Yu D, Peterson NA, Shefer MA, Reid RJ, Schnieder JE. Tobacco outlet density and demographics: analysing the relationships with a spatial regression approach. Public Health. 2010;124(7):412-416. doi: 10.1016/j.puhe.2010.03.024.
97 Rodriguez D, Carlos HA, Adachi-Mejia AM, Berke EM, Sargent JD. Predictors of tobacco outlet density nationwide: a geographic analysis. Tob Control. 2013;22(5):349-355. doi: 10.1136/tobaccocontrol-2011-050120.
98 Fakunle DO, Curriero FC, Leaf PJ, Furr-Holden DM, Thorpe RJ. Black, White, or Green? The Effects of Racial Composition and Socioeconomic Status on Neighborhood-Level Tobacco Outlet Density. Ethn Health. 2019;1-16. doi: 10.1080/13557858.2019.1620178.
99 Finan LJ, Lipperman-Kreda S, Abadi M, et al. Tobacco outlet density and adolescents' cigarette smoking: a meta-anal- ysis. Tob Control. 2019;28:27-33. doi: 10.1136/tobaccocontrol-2017-054065.
100 Schleicher NC, Johnson TO, Fortmann SP, Henriksen L. Tobacco outlet density near home and school: Associations with smoking and norms among US teens. Prev Med. 2016;91:287-293. doi: 10.1016/j.ypmed.2016.08.027.

101 Finan LJ, Lipperman-Kreda S, Abadi M, et al. Tobacco Outlet Density and Adolescents' Cigarette Smoking: A Me- ta-Analysis. Tob Control. 2019;28(1):27-33. doi: 10.1136/tobaccocontrol-2017-054065.
102 Lovato CY, Hsu HCH, Sabiston CM, Hadd V, Nykiforuk CIJ. Tobacco Point-of-Purchase marketing in school neighbourhoods and school smoking prevalence: a descriptive study. Can J Public Health. 2007;98(4):265-270. doi: 10.17269/ cjph.98.865.
103 Ribisl KM, Luke DA, Bohannon DL, Sorg AA, Moreland-Russell S. Reducing Disparities in Tobacco Retailer Density by Banning Tobacco Product Sales Near Schools. Nicotine Tob Res. 2017;19(2):239-244. doi: 10.1093/ntr/ntw185.
104 HG, Henry KA, Scheeres A, et al. Tobacco Retail Licensing and Density 3 Years After License Regulations in Philadel- phia, Pennsylvania (2012-2019). Am J Public Health. 2020;110(4):547-553. doi: 10.2105/AJPH.2019.305512.
105 Cantrell J, Pearson JL, Anesetti-Rothermel A, Xiao H, Kirchner TR, Vallone D. Tobacco Retail Outlet Density and Young Adult Tobacco Initiation. Nicotine Tob Res. 2016;18(2):130-137. doi: 10.1093/ntr/ntv036.
106 Young-Wolf KC, Henriksen L, Delucchi K, Prochaska JJ. Tobacco retailer proximity and density and nicotine dependence among smokers with serious mental illness. Am J Public Health. 2014;104(8):1454-1463. doi: 10.2105/ AJPH.2014.301917.
107 Reitzel LR, Cromley EK, Li Y, et al. The effect of tobacco outlet density and proximity on smoking cessation. Am J Public Health. 2011;101(2):315-320. doi: 10.2105/AJPH.2010.191676.
108 Luke DA, Ribisl KM, Smith C, Sorg AA. Family Smoking Prevention And Tobacco Control Act: banning outdoor tobacco advertising near schools and playgrounds. Am J Prev Med. 2011;40(3):295-302. doi: 10.1016/j.amepre.2010.11.018.
109 Fakunle DO, Milam AJ, Furr-Holden CD, Butler J, 3rd, Thorpe RJ, Jr., LaVeist TA. The inequitable distribution of tobacco outlet density: the role of income in two Black Mid-Atlantic geopolitical areas. Public Health. 2016;136:35-40. doi: 10.1016/j.puhe.2016.02.032.
110 Galiatsatos P, Kineza C, Hwang S, et al. Neighbourhood characteristics and health outcomes: evaluating the association between socioeconomic status, tobacco store density and health outcomes in Baltimore City. Tob Control. 2018;27(e1):e19-e24. doi: 10.1136/tobaccocontrol-2017-053945.
111 Berg CJ, Henriksen L, Cavazos-Rehg PA, Haardoerfer R, Freisthler B. The emerging marijuana retail environment: Key lessons learned from tobacco and alcohol retail research. Addict Behav. 2018;81:26-31. doi: 10.1016/j.add- beh.2018.01.040.
112 Feighery EC, Schleicher NC, Boley Cruz T, Unger JB. An examination of trends in amount and type of cigarette advertising and sales promotions in California stores, 2002-2005. Tob Control. 2008;17(2):93-98. doi: 10.1136/ tc.2007.022046.
113 Jernigan DH, Sparks M, Yang E, Schwartz R. Using public health and community partnerships to reduce density of alcohol outlets. Prev Chronic Dis. 2013;10:E53. doi: 10.5888/pcd10.120090.
114 Cal. Bus. & Prof. Code § 23817.5.
115 Bright Research Group for the San Francisco Tobacco-Free Project. Reducing Tobacco Retail Density in San Francisco: A Case Study. 2016. Available at:

https://sanfranciscotobaccofreeproject.org/wp-content/uploads/Retail-Density-Case-Study-1.27.16-FINAL-to-TFP.pdf.
116 Center for Public Health Systems Science. Point-of-Sale Report to the Nation: Realizing the Power of States and Communities to Change the Tobacco Retail and Policy Landscape. St. Louis, MO: Center for Public Health Systems Science at the Brown School at Washington University in St. Louis and the National Cancer Institute, State and Community Tobacco Control Research Initiative. 2016. Available at: https://cpb-us-w2.wpmucdn.com/sites.wustl.edu/dist/e/1037/files/2017/10/Reporttothenation_2016-2mfepqr.pdf.
117 Attorneys General Call on Retail Pharmacies to Stop Selling Tobacco Products [press release]. March 28, 2014. Avail- able at: https://news.delaware.gov/2014/03/18/attorneys-general-call-on-retail-pharmacies-to-stop-selling-tobacco-products.
118 Henriksen L, Schleicher NC, Barker DC, Liu Y, Chaloupka FJ. Prices for Tobacco and Nontobacco Products in Pharmacies Versus Other Stores: Results From Retail Marketing Surveillance in California and in the United States. Am J Public Health. 2016;106(10):1858-1864. doi: 10.2105/AJPH.2016.303306.
119 Jin Y, Lu B, Klein EG, Berman M, Foraker RE, Ferketich AK. Tobacco-Free Pharmacy Laws and Trends in Tobacco Retailer Density in California and Massachusetts. Am J Public Health. 2016;106(4):679-685. doi: 10.2105/ AJPH.2015.303040.
120 Polinski JM, Howell B, Gagnon MA, Kymes SM, Brennan TA, Shrank WH. Impact of CVS Pharmacy's Discontinuance of Tobacco Sales on Cigarette Purchasing (2012-2014). Am J Public Health. 2017;107(4):556-562. doi: 10.2105/ AJPH.2016.303612.
121 Cal. Bus. & Prof. Code § 22963.
122 Prevent All Cigarettes Trafficking Act of 2009, Pub. L. No. 111-154, 124 Stat. 1087 (2009).
123 21 U.S.C. § 387f(d)(4)(A).
124 Food and Drug Administration. Report to Congress — Progress and Effectiveness of the Implementation of the Family Smoking Prevention and Tobacco Control Act. U.S. Department of Health and Human Services. 2013. Available at: https://www.fda.gov/downloads/tobaccoproducts/labeling/rulesregulationsguidance/ucm371271.pdf.
125 Williams RS, Derrick J, Phillips KJ. Cigarette sales to minors via the internet: how the story has changed in the wake of federal regulation. Tob Control. 2017;26(4):415-420. doi: 10.1136/tobaccocontrol-2015-052844.
126 Williams RS, Derrick J, Liebman AK, LaFleur K, Ribisl KM. Content analysis of age verification, purchase and delivery methods of internet e-cigarette vendors, 2013 and 2014. Tob Control. 2018;27(3):287-293. doi: 10.1136/tobaccocon- trol-2016-053616.
127 Williams RS, Derrick JC. Internet Little Cigar and Cigarillo Vendors: Surveillance of Sales and Marketing Practices via Website Content Analysis. Prev Med. 2018;109:51-57. doi: 10.1016/j.ypmed.2018.01.017.
128 FDA announces comprehensive regulatory plan to shift trajectory of tobacco-related disease, death [press release]. July 28, 2017. Available at: https://www.fda.gov/newsevents/newsroom/pressannouncements/ucm568923.htm.

129 Stebbins KR. Tobacco, politics and economics: Implications for global health. Social Science & Medicine. 1991;33(12):1317-1326. doi: 10.1016/0277-9536(91)90275-h.
130 Wang TW, Gentzke A, Sharapova S, Cullen KA, Ambrose BK, Jamal A. Tobacco Product Use Among Middle and High School Students - United States, 2011-2017. MMWR Morb Mortal Wkly Rep. 2018;67(22):629-633. doi: 10.15585/ mmwr.mm6722a3.
131 Pesko MF, Robarats AM. Adolescent Tobacco Use in Urban Versus Rural Areas of the United States: The Influence of Tobacco Control Policy Environments. J Adolesc Health. 2017;61(1):70-76. doi: 10.1016/j.jadohealth.2017.01.019.
132 Chafee BW, Couch ET, Urata J, et al. Predictors of Smokeless Tobacco Susceptibility, Initiation, and Progression Over Time Among Adolescents in a Rural Cohort. Subst Use Misuse. 2019;54(7):1154-1166. doi: 10.1080/10826084.2018.
133 Healthy Retail SF. https://susanahennessey-lavery.squarespace.com. Accessed July 13, 2018.
134 Davis KC, Grimshaw V, Merriman D, et al. Cigarette trafficking in five northeasternUS cities. Tob Control. 2014;23(e1):e62-68. doi: 10.1136/tobaccocontrol-2013-051244.
135 Kurti MK, von Lampe K, Thompkins DE. The illegal cigarette market in a socioeconomically deprived inner-city area: the case of the South Bronx. Tob Control. 2013;22(2):138-140. doi: 10.1136/tobaccocontrol-2011-050412.
136 World Health Organization. WHO Report on the Global Tobacco Epidemic, 2019: Ofer Help to Quit Tobacco Use. 2019. Available at: https://apps.who.int/iris/handle/10665/326043.
137 California Department of Public Health, California Tobacco Control Program. The #1 Preventable Cause of Death. https://tobaccofreeca.com/health/tobacco-is-the-number-one-preventable-cause-of-death. Accessed May 12, 2020.
138 Lortet-Tieulent J, Goding Sauer A, Siegel RL, et al. State-Level Cancer Mortality Attributable to Cigarette Smoking in the United States. JAMA Intern Med. 2016;176(12):1792-1798. doi: 10.1001/jamainternmed.2016.6530.
139 Campaign for Tobacco-Free Kids. The Toll of Tobacco in California. https://www.tobaccofreekids.org/problem/toll-us/ california. Accessed May 12, 2020.
140 California Tobacco Control Program. California Tobacco Facts and Figures 2016. Sacramento, CA: California Department of Public Health. 2016.
141 Kann L, McManus T, Harris WA, et al. Youth Risk Behavior Surveillance — United States, 2017. MMWR Surveill Summ. 2018;67(8):1-114 and Supplementary Tables 52-93. doi: 10.15585/mmwr.ss6708a1.
142 Burrows, D.S. “Estimated Change in Industry Trend Following Federal Excise Tax Increase.” UCSF Library Truth Tobacco Industry Documents. Date Mod. Industry, Apr. 17, 2012: https://www.industrydocumentslibrary.ucsf.edu/tobacco/ docs/nnnw0084. Accessed May 12, 2020.
143 National Association of Convenience Stores. U.S. Convenience Store Count. Available at: https://www.convenience. org/Research/FactSheets/ScopeofIndustry/IndustryStoreCount; Statista. In-store merchandise sales of convenience stores in the United States in 2018, by product category. Available at: https://www.statista.com/statistics/308783/us- convenience-stores-in-store-

merchandise-sales-by-category (Cigarettes + Other Tobacco Products Sales = $81.056 billion).
National Association of Convenience Stores. Convenience Stores and Their Communities. 2019. Available at: https://www. convenience.org/Topics/CommunityToolkit/How-Stores-Work.
144 McLaughlin I. License to Kill?: Tobacco Retailer Licensing as an Effective Enforcement Tool. Tobacco Control Legal Consortium.
2010. Available at:
http://www.publichealthlawcenter.org/sites/default/iles/resources/tclc-syn-retailer-2010.pdf.
145 Institute of Medicine. Public Health Implications of Raising the Minimum Age of Legal Access to Tobacco Products. Washington, DC: The National Academies Press.
2015. Available at: https://www.nap.edu/catalog/18997/public-health-im- plications-of-raising-the-minimum-age-of-legal-access-to-tobacco-products.
146 Villanti AC, Johnson AL, Ambrose BK, et al. Flavored Tobacco Product Use in Youth and Adults: Findings From the First Wave of the PATH Study (2013-2014). Am J Prev Med. 2017;53(2):139-151. doi: 10.1016/j.amepre.2017.01.026.
147 California Department of Public Health, California Tobacco Control Program. 2016 Healthy Stores for a Healthy Com- munity Survey Results-all counties. 2016. Available at: https://www.cdph.ca.gov/Programs/CCDPHP/DCDIC/CTCB/
CDPH%20Document%20Library/ResearchandEvaluation/Reports/HSHCTechnicalReport2016.pdf.
148 Hersey JC, Ng SW, Nonnemaker JM, et al. Are menthol cigarettes a starter product for youth? Nicotine Tob Res.
2006;8(3):403-413. doi: 10.1080/14622200600670389.
149 Wackowski O, Delnevo CD. Menthol cigarettes and indicators of tobacco dependence among adolescents. Addict Behav. 2007;32(9):1964-1969. doi: 10.1016/j.addbeh.2006.12.023.
150 Oliver AJ, Jensen JA, Vogel RI, Anderson AJ, Hatsukami DK. Flavored and nonflavored smokeless tobacco products: rate, pattern of use, and effects. Nicotine Tob Res. 2013;15(1):88-92. doi: 10.1093/ntr/nts093.
151 Villanti AC, Johnson AL, Glasser AM, et al. Association of Flavored Tobacco Use With Tobacco Initiation and Subsequent Use Among US Youth and Adults, 2013-2015. JAMA Netw Open. 2019;2(10):e1913804. doi: 10.1001/jamanet- workopen.2019.13804.
152 Yerger VB, Przewoznik J, Malone RE. Racialized geography, corporate activity, and health disparities: tobacco industry targeting of inner cities. J Health Care Poor Underserved. 2007;18(4 Suppl):10-38. doi: 10.1353/hpu.2007.0120.
153 Kreslake JM, Wayne GF, Alpert HR, Koh HK, Connolly GN. Tobacco industry control of menthol in cigarettes and tar- geting of adolescents and young adults. Am J Public Health. 2008;98(9):1685-1692. doi: 10.2105/AJPH.2007.125542.
154 Henriksen L, Schleicher NC, Dauphinee AL, Fortmann SP. Targeted advertising, promotion, and price for menthol cigarettes in California high school neighborhoods. Nicotine Tob Res. 2012;14(1):116-121. doi: 10.1093/ntr/ntr122.

155 Courtemanche CJ, Palmer MK, Pesko MF. Influence of the Flavored Cigarette Ban on Adolescent Tobacco Use. Am J Prev Med. 2017;52(5):e139-e146. doi: 10.1016/j.amepre.2016.11.019.
156 Farley SM, Johns M. New York City flavoured tobacco product sales ban evaluation. Tob Control. 2017;26(1):78-84. doi: 10.1136/tobaccocontrol-2015-052418.
157 Pearlman DN, Arnold JA, Guardino GA, Boles Welsh E. Advancing Tobacco Control Through Point of Sale Policies, Providence, Rhode Island. Prev Chronic Dis. 2019;16:E129. doi: 10.5888/pcd16.180614.
158 Hofmann D, Hofmann I. Chapter 3: Chemistry and Toxicology. In: Smoking and Tobacco Control Monograph No. 9: Cigars: Health Effects and Trends. National Cancer Institute; 1998.
159 National Cancer Institute. Cigar Smoking and Cancer. 2020; https://www.cancer.gov/about-cancer/causes-preven-tion/risk/tobacco/cigars-fact-sheet. Accessed May 12, 2020.
160 Waziry R, Jawad M, Ballout RA, Al Akel M, Akl EA. The effects of waterpipe tobacco smoking on health outcomes: an updated systematic review and meta-analysis. Int J Epidemiol. 2017;46(1):32-43. doi: 10.1093/ije/dyw021.
161 Stepanov I, Biener L, Knezevich A, et al. Monitoring tobacco-specific N-nitrosamines and nicotine in novel Marl-boro and Camel smokeless tobacco products: Findings from Round 1 of the New Product Watch. Nicotine Tob Res. 2012;14(3):274-281. doi: 10.1093/ntr/ntr209.
162 National Cancer Institute. Monograph 2: Smokeless Tobacco or Health: An International Perspective. 1992.
163 Pickworth WB, Rosenberry ZR, Koszowski B. Large Cigars: Smoking Topography and Toxicant Exposure. Nicotine Tob Res. 2018;20(2):183-191. doi: 10.1093/ntr/ntw289.
164 Pickworth WB, Rosenberry ZR, Yi D, et al. Cigarillo and Little Cigar Mainstream Smoke Constituents from Replicated Human Smoking . Chem Res Toxicol. 2018;31(4):251-258. doi: 10.1021/acs.chemrestox.7b00312.
165 Yao T, Ong MK, Max W, et al. Responsiveness to cigarette prices by diferent racial/ethnic groups of US adults. Tob Control. 2018;27(3):301-309. doi: 10.1136/tobaccocontrol-2016-053434.
166. Levy DT, Tam J, Kuo C, Fong GT, Chaloupka F. The Impact of Implementing Tobacco Control Policies: The 2017 Tobacco Control Policy Scorecard. J Public Health Manag Pract. 2018;24(5)448-457. doi: 10.1097/PHH.0000000000000780.
167 Tessman GK, Caraballo RS, Corey CG, Xu X, Chang CM. Exposure to tobacco coupons among U.S. middle and high school students. Am J Prev Med. 2014;47(2 Suppl 1):S61-68. doi: 10.1016/j.amepre.2014.05.001.
168 Mills SD, Golden SD, Henrisksen L. Neighbourhood disparities in the price of the cheapest cigarettes in the USA. J Epidemiol Community Health. 2019;73(9):894-896. doi: 10.1136/jech-2018-210998.
169 Counter Tobacco. Disparities in Point-of-Sale Advertising and Retailer Density. Available at: https://countertobacco. org/resources-tools/evidence-summaries/disparities-in-point-of-sale-advertising-and-retailer-density. Accessed May 18, 2020.

170 Lempert LK, Glantz SA. Tobacco Industry Promotional Strategies Targeting American Indians/Alaska Natives and Exploiting Tribal Sovereignty. Nicotine Tob Res. 2018. doi: 10.1093/ntr/nty048.
171 Henriksen L, Schleicher NC, Johnson TO, Roeseler A, Zhu SH. Retail Tobacco Marketing in Rural Versus Nonrural Counties: Product Availability, Discounts, and Prices. Health Promot Pract. 2020;21(1_suppl):27S-36S. doi: 10.1177/1524839919888652.
172 Osman A, Queen T, Choi K, Goldstein AO. Receipt of direct tobacco mail/email coupons and coupon redemption: Demographic and socioeconomic disparities among adult smokers in the United States. Prev Med. 2019;126:105778. doi: 10.1016/j.ypmed.2019.105778.
173 Cal. Penal Code § 308.3(a).
174 Gammon DG, Rogers T, Coats EM, et al. National and state patterns of concept-flavoured cigar sales, USA, 2012-2016.
Tob Control. 2019;28(4):394-400. doi: 10.1136/tobaccocontrol-2018-054348.
175 Gammon DG, Loomis BR, Dench DL, King BA, Fulmer EB, Rogers T. Efect of price changes in little cigars and cigarettes on little cigar sales: USA, Q4 2011-Q4 2013. Tob Control. 2016;25(5):538-544. doi: 10.1136/tobaccocon- trol-2015-052343.
176 Jawad M, Lee JT, Glantz S, Millett C. Price elasticity of demand of non-cigarette tobacco products: a systematic review and meta-analysis. Tob Control. 2018;27(6):689-695. doi: 10.1136/tobaccocontrol-2017-054056.
177 Ringel JS, Wasserman J, Andreyeva T. Effects of public policy on adolescents' cigar use: evidence from the National Youth Tobacco Survey. Am J Public Health. 2005;95(6):995-998. doi: 10.2105/AJPH.2003.030411.
178 178; Katz MH. Banning tobacco sales in pharmacies: the right prescription. JAMA. 2008;300(12):1451-1453. doi: 10.1001/ jama.300.12.1451.
179 Hudmon KS, Fenlon CM, Corelli RL, Prokhorov AV, Schroeder SA. Tobacco sales in pharmacies: time to quit. Tob Con- trol. 2006;15(1):35-38. doi: 10.1136/tc.2005.012278.
180 Golden SD, K T-M, Kong AY, et al. County-level associations between tobacco retailer density and smoking prevalence in the USA, 2012. Prev Med Rep. 2020; Mar:17:101005. doi: 10.1016/j.pmedr.2019.101005.
181 Leas EC, Schleicher NC, Prochaska JJ, Henriksen L. Place-Based Inequity in Smoking Prevalence in the Largest Cities in the United States. JAMA Intern Med. 2019;179(3):442-444. doi: 10.1001/jamainternmed.2018.5990.
182 Farley SM, Maroko AR, Suglia SF, Thorpe LE. The Influence of Tobacco Retailer Density and Poverty on Tobacco Use in a Densely Populated Urban Environment. Public Health Rep. 2019;134(2):164-171. doi: 10.1177/0033354918824330.
183 Abdel Magid HS, Halpern-Felsher B, Ling PM, et al. Tobacco Retail Density and Initiation of Alternative Tobacco Prod- uct Use Among Teens. J Adolesc Health. 2020;66(4):423-430. doi: 10.1016/j.jadohealth.2019.09.004.
184 Cantrell J, Anesetti-Rothermel A, Pearson JL, Xiao H, Vallone D, Kirchner TR. The impact of the tobacco retail outlet environment on adult cessation and differences by neighborhood poverty. Addiction. 2015;110(1):152-161. doi: 10.1111/ add.12718.

185 Vyas P, Tsoh JY, Gildengorin G, et al. Disentangling individual and neighborhood differences in the intention to quit smoking in Asian American male smokers. Prev Med Rep. 2020;18:101064. doi: 10.1016/j.pmedr.2020.101064.
186 Shareck M, Datta GD, Vallee J, Kestens Y, Frohlick KL. Is Smoking Cessation in Young Adults Associated With Tobacco Retailer Availability in Their Activity Space? Nicotine Tob Res. 2020;22(4):512-521. doi: 10.1093/ntr/nty242.
187 Rodriguez D, Carlos HA, Adachi-Mejia AM, Berke EM, Sargent J. Retail tobacco exposure: using geographic analysis to identify areas with excessively high retail density. Nicotine Tob Res. 2014;16(2):155-165. doi: 10.1093/ntr/ntt126.
188 Myers AE, Hall MG, Isgett LF, Ribisl KM. A comparison of three policy approaches for tobacco retailer reduction. Prev Med. 2015;74:67-73. doi: 10.1016/j.ypmed.2015.01.025.
189 Luke DA, Hammond RA, Combs T, et al. Tobacco Town: Computational Modeling of Policy Options to Reduce Tobacco Retailer Density. Am J Public Health. 2017;107(5):740-746. doi: 10.2105/AJPH.2017.303685.
190 190; Henriksen L, Schleicher NC, Ababseh K, Johnson TO, Fortmann SP. Marijuana as a 'concept' flavour for cigar products: availability and price near California schools. Tob Control. 2017. doi: 10.1136/tobaccocontrol-2017-053961.
191 Richter L, Pugh BS, Smith PH, Ball SA. The co-occurrence of nicotine and other substance use and addiction among youth and adults in the United States: implications for research, practice, and policy. Am J Drug Alcohol Abuse. 2017;43(2):132-145. doi: 10.1080/00952990.2016.1193511.
192 Conway KP, Green VR, Kasza KA, et al. Co-occurrence of Tobacco Product Use, Substance Use, and Mental Health Problems Among Youth: Findings From Wave 1 (2013-2014) of the Population Assessment of Tobacco and Health (PATH) Study. Addict Behav. 2018;76:208-217. doi: 10.1016/j.addbeh.2017.08.009.
193 DiFranza JR. Best Practices for Enforcing State Laws Prohibiting the Sale of Tobacco to Minors. J Public Health Manag Pract. 2005;11(6):559-565. doi: 10.1097/00124784-200511000-00014.
194 Macinko J, Silver D. Impact of New York City's 2014 Increased Minimum Legal Purchase Age on Youth Tobacco Use.
Am J Public Health. 2018;108(5):669-675. doi: 10.2105/AJPH.2018.304340.
195 Institute of Medicine. Public Health Implications of Raising the Minimum Age of Legal Access to Tobacco Products. Washington, DC: National Academies Press. 2015.

Resolution Number 06-15-2026-D

A RESOLUTION ADOPTING THE CITY OF SONORA TOBACCO RETAIL LICENSING APPLICATION FEE SCHEDULE

WHEREAS, the City Council finds that a local licensing system for tobacco retailers is appropriate to ensure that retailers comply with tobacco control laws and business standards of the City Council to protect the health, safety, and welfare of our residents; and,

WHEREAS, the City of Sonora added Chapter 8.5 to Title 8 of the Sonora Municipal Code regulating tobacco product sales and requiring the licensure of tobacco retailers;

WHEREAS, on April 27, 2026, the City of Sonora Planning Commission convened a public hearing to recommend that the City Council adopt a Tobacco Retail Licensing Ordinance and Fee Schedule for Tobacco Retail Licensing applications; and

WHEREAS, on June 1, 2026 the City of Sonora City Council convened a public hearing to consider the Planning Commission's recommendations; and

WHEREAS, on June 15, 2026 the City of Sonora City Council adopted the Tobacco Retail Licensing Ordinance and Fee Schedule; and

WHEREAS, the City is granted the authority under the State Constitution to charge user fees and regulatory fees for discretionary services or regulatory activities that they provide to the public; and

WHEREAS, the fees may not exceed the estimated reasonable cost for providing the service or performing the activity; and

WHEREAS, the City has established user and regulatory fees for processing administrative permits, including the fees for the City's Tobacco Retail Licensing Applications; and

WHEREAS, the City's existing fee schedule does not include fees for the processing of Tobacco Retail Licensing Applications; and

WHEREAS, the new fee schedule for Tobacco Retail Licensing applications is in accordance with the Planning Study and estimated reasonable cost for providing the service of processing Tobacco Retail License applications.

NOW, THEREFORE, BE IT RESOLVED THAT THE SONORA CITY COUNCIL HEREBY ADOPTS the Tobacco Retail Licensing Fee Schedule attached.

PASSED, APPROVED AND ADOPTED as a Resolution by the Sonora City Council at a meeting held by the City Council on the 15 day of June, 2026 by the following vote:

Resolution Number 06-15-2026-D

AYES:

NOES:

ABSENT:

Dated:

_____
Ann Segerstrom, Mayor

ATTEST: _____
Nicole McCutchen, City Clerk

Exhibit A

City of Sonora Tobacco Retail License Fee Adopted June 15, 2026				
Fee Name			**Rate $79.76 x 3 hours**	**License Fee Waived**
Tobacco Retail License			$240	$0*

* TRL Fee is waived for all New and Existing Businesses/Retailers who have not had a violation of the ordinance in the previous license year

CITY COUNCIL AGENDA REPORT

CITY HALL

CITY OF SONORA 94 N. WASHINGTON STREET, SONORA, CA 95370 P: (209) 532-4541

SERVICE, INNOVATION, INTEGRITY, COLLABORATION, RESPECT, LEADERSHIP

DATE: June 15, 2026

TO: Honorable Mayor and Members of the City Council

FROM: Chris Gorsky, City Administrator

SUBJECT: Consider Adoption of Resolution 06-15-2026-B Establishing the FY26/27 GANN Appropriations Limit for the City of Sonora.

RECOMMENDATION:

Consider Adoption of Resolution 06-15-2026-B Establishing the FY2026/27 GANN Appropriations Limit for the City of Sonora.

BACKGROUND:

On November 6, 1979, California voters approved Proposition 4, commonly known as the Gann Spending Limitation Initiative, establishing Article XIIIB of the California State Constitution. This proposition, which became effective in FY 1980/81, mandated an appropriations (spending) limit on the amount of tax proceeds that the State and most local government jurisdictions may appropriate within a fiscal year.

Charges for services, fees, grants, loans, donations, and other non-tax proceeds are excluded. Exemptions are also made for voter-approved debt prior to January 1, 1979, and the cost of court-related or Federal government mandates.

The initiative was later modified by two propositions - Proposition 98 in 1988 and Proposition 111 in 1990. Proposition 98 established the return of tax revenues exceeding appropriation limit levels to the State or citizens through a process of refunds, rebates, or other means. Proposition 111 allowed more flexibility in the appropriation calculation factors.

DISCUSSION / ANALYSIS:

Attached for Council consideration is a resolution establishing an appropriations limit for FY 2026/27. The City may select either the percentage change in California per capita personal income or the percentage change in the local assessment role due to the addition of local non-resident new construction. This City has elected to use the change in California per capita income of 4.95%.
In addition, the City may elect to use either the Department of Finance's annual population percentage change for the City or for the entire County. This year the City's percentage increase of .51% will be used rather than the County's percentage decrease of (.27%). Local jurisdictions are allowed to choose whichever factors are most beneficial for them each year.

CITY COUNCIL AGENDA REPORT

CITY HALL

CITY OF SONORA 94 N. WASHINGTON STREET, SONORA, CA 95370 P: (209) 532-4541

SERVICE, INNOVATION, INTEGRITY, COLLABORATION, RESPECT, LEADERSHIP

The Calculation of the FY26/27 Gann Appropriations Limit is as follows:

FY 2026/27 Calculation

% Change in California per capita personal income		% Increase in City Population		Appropriation Factor		2025/26 Appropriations Limit		2026/27 Appropriations Limit
4.95%	X	0.51%	=	1.0549	X	$ 59,111,075	=	$ 62,356,273

FISCAL IMPACT:
The City's FY2026/27 appropriations funded by tax revenues are within the required GANN Limit.

ATTACHMENTS:

- Resolution No. 06-15-2026-B Establishing the FY2026/27 Appropriations Limit for the City of Sonora.
- California Department of Finance: Price Factor and Population Information

CORE COUNCIL PRIORITIES:

Fiscal Responsibility and Stability, Infrastructure and Engineering, Public Safety and Disaster Preparedness, Economic Development/Growth and General Plan, Homelessness Issues, Staffing - Salary, Benefits, Training, and Retention

RESOLUTION 06-15-2026-B

RESOLUTION OF THE CITY COUNCIL OF THE CITY OF SONORA ESTABLISHING THE FY 2026/27 GANN APPROPRIATIONS LIMIT FOR THE CITY OF SONORA

WHEREAS, Article XIIIB of the California Constitution (Limitation of Government Appropriations) was passed by the California electorate on November 6, 1979, and became effective on July 1, 1980; and

WHEREAS, the California Department of Finance has determined the California Personal Income Index of 4.95%; which the City Council has elected to use instead of using the percentage change in the local assessment roll; and

WHEREAS, the City Council has elected to use the population change for the City of Sonora, a positive .51%, instead of the County of Tuolumne, a negative (.27%), now,

THEREFORE, BE IT RESOLVED, that the formula for determination of the Appropriations Limitation for Fiscal Year 2026/27 is hereby adopted as follows:

FY 2026/27 Calculation

% Change in California per capita personal income		% Increase in City Population		Appropriation Factor		2025/26 Appropriations Limit		2026/27 Appropriations Limit
4.95%	X	0.51%	=	1.0549	X	$ 59,111,075	=	$ 62,356,273

The foregoing Resolution of the City Council of the City of Sonora was PASSED AND ADOPTED by the City Council, State of California, at a public hearing held on this 15th Day of June, 2026, by _____, who moved its adoption, which motion was duly seconded by _____, and the Resolution adopted by the following vote:

AYES:

NOES:

EXCUSED:

APPROVED:

_____
Ann Segerstrom,
Mayor of the City of Sonora

ATTEST:

_____
Nicole McCutchen, City Clerk
City of Sonora

A. Price Factor. Article XIII B specifies that local jurisdictions select their cost of living factor to compute their appropriation limit by a vote of their governing body. The cost of living factor provided here is per capita income. If the percentage change in per capita personal income is selected, the percentage change to b setting the fiscal year 2026-27 appropriation limit is:

Item A.

Per Capita Personal Income

Fiscal Year	Percentage Change (FY) over prior year
2026-27	4.95

FISCAL YEAR 2026-27
Attachment B
Annual Percent Change in Population Minus Exclusions*
January 1, 2025 to January 1, 2026, and Total Population January 1, 2026

City	County	Percent Change 25-26	Population Minus Exclusions 1-1-25	Population Minus Exclusions 1-1-26
Sonora	Tuolumne	0.51	5,253	5,280
Unincorporated	Tuolumne	-0.27	46,712	87
County Total	Tuolumne	-0.19	51,965	67

*Exclusions include residents on federal military installations and group quarters residents in state mental institutions, state and federal correctional institutions and veteran homes.

CITY COUNCIL AGENDA REPORT

CITY HALL

CITY OF SONORA 94 N. WASHINGTON STREET, SONORA, CA 95370 P: (209) 532-4541

SERVICE, INNOVATION, INTEGRITY, COLLABORATION, RESPECT, LEADERSHIP

DATE: June 15, 2026

TO: Honorable Mayor and Members of the City Council

FROM: Chris Gorsky, City Administrator

SUBJECT: Implementation of Assembly Bill 2561, Local Public Employees: Vacant Positions

RECOMMENDATION:

Receive a Report Regarding the Implementation of Assembly Bill 2561 (AB 2561) – Local Public Employees Vacant Positions.

BACKGROUND:

On September 22, 2024, Governor Gavin Newsom signed AB 2561 into law, amending the Meyers-Milias-Brown Act (MMBA) by adding Section 3502.3 to the California Government Code. The legislation addresses the issue of high vacancy rates within local public agencies and aims to enhance transparency and collaboration between public agencies and recognized employee organizations concerning recruitment and retention efforts.

DISCUSSION / ANALYSIS:
Key Provisions of AB 2561:

1. **Annual Public Hearing Requirement:**
   - Public agencies are mandated to present the status of vacancies, recruitment, and retention efforts at a public hearing before the governing body at least once per fiscal year.
   - If the agency adopts an annual or multiyear budget during the fiscal year, the presentation must occur prior to the adoption of the final budget.
2. **Employee Organization Participation:**
   - Recognized employee organizations are entitled to make presentations during the public hearing concerning vacancies and related efforts within their respective bargaining units.
3. **Additional Reporting for High Vacancy Rates:**
   - If vacancies within a single bargaining unit meet or exceed 20% of the total authorized full-time positions, and upon request from the recognized employee organization, the agency must provide:
     - The total number of job vacancies and applicants within the bargaining unit.
     - The average number of days to complete the hiring process from the posting of the position.
     - Opportunities to improve compensation and other working conditions.

As of the current reporting period, none of the City of Sonora's recognized bargaining units have vacancy rates exceeding twenty percent (20%) of their total authorized full-time positions. Therefore, the City is not subject to the additional reporting provisions outlined in Government Code Section 3502.3(d) under Assembly Bill 2561.

CITY COUNCIL AGENDA REPORT

CITY HALL

CITY OF SONORA 94 N. WASHINGTON STREET, SONORA, CA 95370 P: (209) 532-4541

SERVICE, INNOVATION, INTEGRITY, COLLABORATION, RESPECT, LEADERSHIP

FISCAL IMPACT:

While AB 2561 does not provide state funding for implementation, the legislation imposes an additional state-mandated administrative requirement on local agencies. Compliance will require staff time and resources for data collection, analysis, public noticing, reporting, and the facilitation of required public hearings. At this time, these responsibilities are anticipated to be absorbed within existing departmental budgets; however, staff will continue to monitor workload and associated costs and will report any significant fiscal impacts that may arise in the future.

CORE COUNCIL PRIORITIES:

Fiscal Responsibility and Stability, Infrastructure and Engineering, Public Safety and Disaster Preparedness, Economic Development/Growth and General Plan, Homelessness Issues, Staffing - Salary, Benefits, Training, and Retention

CITY COUNCIL AGENDA REPORT

CITY HALL

CITY OF SONORA 94 N. WASHINGTON STREET, SONORA, CA 95370 P: (209) 532-4541

SERVICE, INNOVATION, INTEGRITY, COLLABORATION, RESPECT, LEADERSHIP

DATE: June 15, 2026

TO: Honorable Mayor and Members of the City Council

FROM: Chris Gorsky, City Administrator

SUBJECT: Consider Adoption of the FY2026/27 Annual Budget and Approval of Resolution 06-15-2026-C

RECOMMENDATION:

Review and Adopt the Proposed FY2026/27 Operating Budget and Adopt Resolution 06-15-2026-C, Including any Supplemental Funding Requests Approved by the City Council.

BACKGROUND:

Each year, the City prepares an annual operating budget that outlines projected revenues and planned expenditures for the upcoming fiscal year. This process involves evaluating departmental needs, aligning spending with City Council goals, and ensuring fiscal sustainability across all City operations.

The FY2026/27 Budget development process began in early 2026 with staff preparing baseline status quo budgets, followed by the submission of supplemental funding requests for consideration. Staff have reviewed all requests in coordination with department heads to ensure alignment with strategic priorities and service delivery needs.

DISCUSSION / ANALYSIS:

The proposed FY2026/27 Operating Budget is a conservative financial plan based on total Citywide revenues of $18.61 million and Citywide expenditures of $16.81 million. Within this framework, the General Fund reflects revenues of $14.52 million and expenditures of $13.29 million, resulting in a projected operating surplus in the General Fund of $1.23 million.

In addition to this operating surplus, there are General Fund balance resources of $1.62 million available for use. Combined, these amounts provide total resources of $2.85 million available to fund supplemental requests identified by departments and evaluated by staff. These requests fall outside of the baseline, status quo budget and are intended to support Council priorities such as service enhancements, capital investments, and operational improvements.

At the time of this report, final determination of which supplemental items to fund has not yet been made. Staff will present the full list of requests at the Council meeting for discussion and selection. Items approved by the City Council will be incorporated into the final adopted budget.

CITY COUNCIL AGENDA REPORT

CITY HALL

CITY OF SONORA 94 N. WASHINGTON STREET, SONORA, CA 95370 P: (209) 532-4541

SERVICE, INNOVATION, INTEGRITY, COLLABORATION, RESPECT, LEADERSHIP

FISCAL IMPACT:

The FY2026/27 Budget represents a conservative and fiscally responsible financial plan, with projected ongoing revenues exceeding baseline expenditures, providing flexibility for operational needs and the completion of planned capital projects during the fiscal year. Revenue and expenditure assumptions were developed using current economic conditions, historical trends, and anticipated operational needs to support the City Council's priorities and the City's long-term financial stability. The budget funds core municipal services and includes a list of supplemental funding requests beyond the status quo budget. Final approval and prioritization of supplemental requests will be determined by the City Council during budget deliberations. The proposed budget does not rely on reserve funding and remains consistent with the City's adopted reserve policy requirements.

ATTACHMENTS:

- FY2026/27 Operating Budget
- List of Supplemental Budget Requests
- Resolution No. 06-15-2026-C
- Capital Improvement Plan Update

CORE COUNCIL PRIORITIES:

Fiscal Responsibility and Stability, Infrastructure and Engineering, Public Safety and Disaster Preparedness, Economic Development/Growth and General Plan, Homelessness Issues, Staffing - Salary, Benefits, Training, and Retention



Fiscal Year 2026/27 Budget

The City of Sonora's Digital Budget Book provides our community with an easy to use, interactive and engaging version of our annual budget

https://city-sonora-ca-cleardoc.cleargov.com/19811

TABLE OF CONTENTS

Reader's Guide . . . **3**
Introduction . . . **4**
Strategic Plan . . . 12
Personnel Changes . . . 14
Budget Questions . . . 17
Basis of Budgeting . . . 19
Budgeting Process . . . 21
Financial Policies . . . 23
Demographics . . . 25
Organizational Structure . . . 30
Fund Structure . . . 31
History of the City . . . 37
Citywide Budget Summaries . . . **39**
Financial Summaries . . . 40
Funds Summary Overview . . . **46**
General Fund Summary . . . 47
Internal Service Funds . . . 67
Enterprise Funds . . . 70
Special Revenue Funds . . . 75
Permanent Funds . . . 92
Capital Project Funds . . . 95
Departments Summary . . . **98**
Administration . . . 101
Community Development . . . 124
Sonora Police . . . 136
Sonora Fire . . . 147
Public Works . . . 160
Funding Sources Overview . . . **168**
General Fund Revenues . . . 169
Sales Tax Measure I Revenues . . . 179
Gas Tax Revenues . . . 180
Debt Services Overview . . . **183**
Glossary . . . **184**
FY2026/27 Capital Improvement Budget . . . **189**

Reader’s Guide

Governmental Accounting

Governmental accounting is different from business activity or enterprise accounting, where a single set of accounting books are kept for the enterprise. Instead, separate sets of books or "funds" are maintained. The fund system is geared to the governmental budgetary system, which accounts for activities on a periodic or budgetary basis. A governmental entity such as a City is not considered to be a single entity for accounting or financial reporting purposes; rather, it is considered to be a collection of separate accounting entities referred to as funds. The funds are reported separately and collectively in summary statements in financial reports. In addition to the individual fund statements, the summary statements should be reviewed for the overall City's financial position.

Fund Types

The City's funds are organized into two broad categories: Governmental Funds and Proprietary Funds.

Governmental Funds are used to account for the core functions of government, those activities primarily supported by taxes, intergovernmental revenues, and other public resources. The General Fund is the most significant governmental fund and serves as the primary operating fund of the City, accounting for all financial resources not required to be accounted for in another fund. Other governmental funds include Special Revenue Funds, Capital Project Funds, and Debt Service Funds, each established to track revenues and expenditures associated with a specific purpose or legal requirement.

Proprietary Funds are used to account for activities that operate in a manner similar to private business enterprises, where the intent is to recover the costs of providing goods or services through user fees and charges. The City maintains two Enterprise Funds: the Dragoon Gulch Trail Fund, which accounts for the operations and maintenance of the City's trail, and the Farmer's Market Fund, which accounts for the revenues and expenditures associated with the City's certified farmer's market. Both funds are intended to be substantially self-supporting through the fees and other revenues generated by their respective activities.

The Budget and Its Relationship to Accounting

The annual budget is the City's primary financial planning and control document. It represents the legal authority to collect revenues and make expenditures during the fiscal year. This budgetary control function is essential to responsible fiscal management and public accountability. Departments are expected to manage their operations within appropriated budget authority, and any significant variances between budgeted and actual amounts are reported and explained as part of the City's financial reporting process.

How to Use This Budget Document

This budget document is organized to provide readers with both a broad overview of the City's fiscal condition and detailed information about each fund and department. Readers are encouraged to begin with the Transmittal Letter, which provides context for the major financial decisions reflected in the budget. The summary statements that follow offer a consolidated view of revenues, expenditures, and fund balances across all funds. Together, these sections are designed to give elected officials, City staff, and members of the public a clear and complete picture of how the City plans to deploy its financial resources in the coming fiscal year.

Transmittal Letter

Recognition to Our Contributors

The annual budget is developed in collaboration with City Administration, the Finance Committee, and City Departments. The FY2026/27 budget consists of forecasts based on data collected over the last several budget years as well as current fiscal modeling. With the adoption of the Organizational Assessment and Budget Stabilization Study in FY2023/24, and updated in FY2025/26, the City Council approved six (6) key priorities to guide future investment decisions. The FY2026/27 proposed operating budget is developed with a targeted focus on the approved list of priorities including: ***fiscal sustainability and stability, infrastructure and engineering, public safety and preparedness, economic development and growth, homelessness, and staffing, including salaries, benefits, training, and retention***. The City could not move the line towards implementation of Council priorities without the contribution of our Department Heads, whose conservative fiscal management is a fundamental organizational value. Nor could this work be completed without the men and women who contribute and sacrifice to advance our mission and vision.

Budget Summary

We are pleased to submit the FY2026/27 Proposed Operating Budget. This includes proposed total General Fund Revenues of $14.52M. Measure Y was passed by City voters in November 2022 and provides the City with an estimated $4.2M in revenue in FY2026/27. The General Fund Expenditure budget is $13.29M. The budget development process began with instructions for status-quo budgets and identification of “supplementary budget requests” that align with the Council’s Core Priorities. These requests can be funded as determined by the City Council.

Thanks to the voters of the City of Sonora, Measure Y provides a critical investment in maintaining essential City services. This funding plays a key role in the City’s financial stability; without it, the City would face significant fiscal challenges that would jeopardize its ability to sustain basic levels of service.

With the resources of Measure Y, the Council has successfully stabilized the Police Department staffing. As you remember, throughout FY2023/24 and the first half of FY2024/25, our Police Department lost 60% of its workforce. Down to just six (6) sworn officers, including both the Chief and Lieutenant, overtime became excessive, and morale was under pressure. The City Council approved aggressive salary increases and sign-on bonuses, made allocations to the development of recruitment tools, replaced an aging vehicle fleet, offered officers new take-home vehicle incentives, invested in new equipment including the replacement of an antiquated dispatch system, provided seed funding for an officer wellness program, as well as invested in the analysis of a new Police Department facility. The staff are pleased to report that the City employs a much improved roster, among the highest staffing levels since 2018.

With the passage of Measure Y, the City expanded its engineering capacity through contracted support, bringing in additional expertise to advance critical infrastructure initiatives. Since March 2024, the engineering team has successfully secured grant funding, completed preliminary assessments of key infrastructure projects, and finalized system-wide storm drain inspections. The team has also developed both short- and long-term Capital Improvement Plans (CIP) to guide future investments. These efforts are foundational to improving the City’s ability

to assess infrastructure conditions, prioritize projects, and strategically direct Measure Y investments toward the areas of greatest need and highest community impact.

The completed pavement condition assessment indicates that nearly 80% of the City's roadways have less than six years of remaining service life, underscoring the urgency of sustained investment in roadway maintenance and rehabilitation. Beginning in the summer of FY2025/26, the City will initiate its road striping program as an early step in improving roadway safety and preserving pavement conditions. In addition, two parking lot improvement projects are anticipated to begin construction in the near term, further addressing deferred maintenance needs.

With the proposed budget, capital project delivery is expected to accelerate over the next 3–5 years, prioritizing critical infrastructure projects such as the Snell Street Reconstruction, Linoberg Retaining Wall Replacement, and improvements to the Sonora Main Drain system. The Capital Improvement Plan (CIP) also recommends establishing ongoing annual roadway maintenance funding beginning in FY2026/27 to address the growing backlog of pavement needs.

Due to the complexity of project development, including design, environmental review, permitting, and regulatory compliance, many CIP projects require significant lead time before construction can begin. As a result, continued progress will require both sustained investment and patience as projects move from planning to implementation.

As identified in the Organizational Assessment and Budget Stabilization Study, the City prioritized achieving competitive wages to support recruitment and retention. To guide this effort, a comprehensive Compensation Study was completed in FY2023/24. Such studies are critical tools for public agencies to align compensation with the labor market, improve employee retention, enhance job satisfaction, and manage long-term labor costs. The City's historical position of below-market wages has contributed to ongoing challenges in recruiting and retaining qualified staff.

Since that time, the City has successfully negotiated and implemented updated Memoranda of Understandings (MOU) with all bargaining groups. These agreements were developed with the dual objective of bringing compensation closer to market levels while maintaining long-term fiscal sustainability.

Recognizing that competitive wages increase ongoing labor costs, the City has taken proactive steps to ensure financial stability. Approximately $3.9M in unspent Measure Y funds from FY2022/23 and FY2023/24 remain in the Labor Reserve Fund. This reserve is intended to stabilize future labor costs while preserving General Fund resources for streets, roads, infrastructure, and maintenance projects. This strategy, combined with an annual allocation of $150,000 to the Labor Reserve Fund, other coming reductions in pension costs through the Public Employees' Pension Reform Act (PEPRA), planned retirements, and interest earnings, positions the City to sustain the negotiated compensation increases for approximately eight years without impacting Measure Y revenues dedicated to critical infrastructure priorities.

Sustaining the City's compensation structure over the long term will require continued economic growth and disciplined financial management. Without revenue growth, maintaining competitive pay levels may become increasingly challenging. To address this, the City remains committed to regularly evaluating compensation to ensure alignment with market conditions, supporting workforce stability, and maintaining internal equity. These efforts are essential to preserving service delivery and retaining a qualified workforce to serve the community.

As the City closes FY2025/26, the estimated year-end General Fund and reserve fund balance is approximately $13.9 million (Including Reserves). A key principle of prior budgets has been the establishment and maintenance of fully funded reserves. Consistent with this approach, the City has ensured that General Fund reserves are maintained at 25% of FY2026/27 appropriations, or approximately $3.3 million. These reserves provide a critical financial safeguard, enabling the City to respond to emergencies, economic uncertainty, and unforeseen challenges without disrupting essential services.

The Proposed Budget also recommends continued investment in targeted reserves to support major future obligations. The City's General Plan, originally adopted with a 2020 horizon, requires a comprehensive update to guide future growth and development. To prepare for this effort, staff recommends an allocation of $150,000 to the General Plan Reserve Fund in FY2026/27, with additional annual contributions as feasible, toward an estimated total cost of $1.0 million.

Conservative Approach

Despite a healthy fund balance, the City remains firmly committed to conservative spending practices and strategic reserve allocations. This approach is essential, not only to address longstanding deferred investments in infrastructure and operations, but also to safeguard against the growing challenges and financial risks facing the City. Like many communities, the City of Sonora continues to experience the impacts of macroeconomic forces that have affected nearly every sector of the local economy.

The cost of delivering the full range of City services, programs, and activities continues to rise at a pace that outstrips the City's ability to generate new revenue, placing pressure on the General Fund. While we remain cautiously optimistic about the City's fiscal outlook, we must acknowledge that the current geopolitical climate, persistent inflation, and global economic volatility contribute to an environment of continued uncertainty. The possibility of a recession, and its potential impact on key revenue streams, remains a very real consideration in this budget.

By maintaining a prudent and forward-looking financial strategy, the City is better positioned to weather economic disruptions while continuing to deliver essential services and uphold its long-term commitments to the community.

Other Key Issues in the FY2026/27 Budget

Supplemental Requests

Included in this year's budget is a supplemental list of funding needs aligned with City Council goals and priorities, with a significant portion focused on addressing long-deferred maintenance. Much of this work has been postponed for years due to limited funding availability, resulting in growing infrastructure needs.

For example, the City is responsible for maintaining more than 30 miles of streets and roadways, yet its primary dedicated funding sources, Highway User Tax Account (HUTA) and Road Maintenance and Rehabilitation (SB 1) funds, are insufficient to meet long-term needs. The City receives approximately $312,000 annually in gas tax revenues, of which about $110,000 is allocated to personnel and materials for ongoing Public Works operations, including drainage maintenance and pothole repair.

With roadway rehabilitation costs exceeding $1.0 million per mile, available funding falls far short of what is required to maintain the system in a state of good repair. Without additional resources, such as State and Federal

grant funding, addressing the City's roadway infrastructure needs at the necessary scale remains a significant challenge.

Given the scale of these needs, the City will need to take a strategic and phased approach to project delivery. Advancing these projects will require leveraging available resources and securing additional support through State and Federal funding opportunities.

Revenues

The budget process included a comprehensive review of departmental revenues to ensure projections reflect the most current information available and account for evolving economic conditions and their potential impact on City operations.

General Fund revenues are projected to decrease slightly in FY2026/27, driven primarily by slowing of the economy affecting key revenue sources. Sales tax, the City's largest source of discretionary revenue, is forecast to be relatively flat with 1% growth, reflecting a slow and relatively stagnant growth trend. In addition, the City's sales tax base remains highly concentrated among a small number of large retailers, making revenues particularly sensitive to changes in consumer behavior and performance at those locations. At the same time, there are early signs of softening economic activity along the City's Main Street and among smaller local businesses, further contributing to a cautious outlook. Property tax revenues are projected to increase by approximately 2%, continuing a trend of slow growth. This environment underscores the importance of the City's prudent financial strategy, prioritizing reserve funding while conditions allow. Building and maintaining reserves provides a critical buffer against future economic volatility and positions the City to sustain essential service levels over time. This long-term financial strategy is particularly important given that Measure Y includes a 20-year sunset provision and is currently scheduled to expire in 2043 unless extended by a future vote of the electorate. Maintaining strong reserves provides the City with greater financial flexibility to adapt to future changes in revenue sources and community needs.

Thanks to the City's historically conservative fiscal policies, the budget remains balanced and, over the near term, sustainable. The City's reserves are fully funded, including both the Economic Uncertainty Reserve and the Emergency Reserve, providing a strong financial foundation. These reserves enhance the City's ability to respond to unforeseen challenges, maintain service delivery, and navigate potential economic downturns without immediate disruption.

Expenditures

The City continually seeks to maximize its limited resources in order to deliver high-quality services to the community. As is typical for municipalities, most services are provided directly by City employees to residents, businesses, and visitors. As a result, personnel costs represent a significant portion of the City's budget. In FY2026/27, salaries and benefits account for approximately 55.15% of total City expenditures and 69.22% of General Fund expenditures.

The FY2026/27 budget also reflects increases in insurance-related costs, including higher premiums for general liability, property, automobile, and workers' compensation coverage. In total, these increases are estimated at approximately $123,645 over the prior year, adding additional pressure to the City's operating budget.

Pension contributions represent a significant portion of the City's budget, as the City is required to make annual contributions to the California Public Employees' Retirement System (CalPERS). These contributions are established through actuarial valuations and are governed by policies set forth in the Public Employees' Retirement Law (PERL). Employer contribution rates consist of two components: the normal cost (a percentage of payroll) and payments toward the Unfunded Accrued Liability (UAL).

CalPERS funding is supported through a combination of employee contributions, employer contributions, and investment returns. CalPERS currently assumes a long-term investment return, or discount rate, of 6.8%. When investment returns fall below this assumption, additional costs are amortized over time and incorporated into future employer contributions.

While CalPERS reported a strong investment return of 9.3% in FY2023/24, exceeding the 6.8% assumption, the City's UAL payment for FY26/27 still increased by $126,499, to a total of $1,382,630. This is due to CalPERS' practice of smoothing investment gains and losses over multiple years, as well as the continued recognition of prior years' underperformance and changes in actuarial assumptions.

Current projections indicate that UAL costs are expected to continue increasing through the mid-2030s before beginning to stabilize. In recognition of this long-term cost pressure, the City has proactively established and funded a Section 115 pension trust (CEPPT) to help offset future pension obligations and smooth contribution rate volatility. This strategy provides an additional tool to manage escalating pension costs and protect the City's long-term financial stability.

Where Do We Go From Here

In addition to the deliverables outlined in support of the Strategic Plan, City staff will focus on several key objectives necessary to advance the City's priorities over the next five-year planning horizon.

City departments must continue to embrace technology and adopt more efficient methods of service delivery. Given long-term fiscal constraints and evolving service demands, it is unlikely that staffing levels will return to historic levels, nor would such an approach be financially sustainable. To meet these challenges, the City will continue to explore and implement alternative service delivery models that maximize efficiency while maintaining high service quality. Technology plays a central role in this effort by automating routine tasks, streamlining workflows, and improving responsiveness. In particular, emerging tools such as artificial intelligence (AI) offer significant potential to enhance productivity by supporting administrative functions, improving customer service, optimizing resource allocation, and providing real-time data to inform decision-making. By leveraging these tools, the City can maintain service levels while operating within a constrained staffing environment.

Built on the City's collaborative, team-oriented culture, the City of Sonora remains a desirable place to work. Staff will continue to focus on best practices in recruitment, retention, and employee engagement. The City will actively involve employees in planning efforts and prioritize investments in training, professional development, wellness, and team-building initiatives to strengthen organizational capacity and morale.

Capital Project Delivery

The City's Engineering Team continues to advance several key capital improvement projects, including the Snell Street Reconstruction and Drainage Improvement Project and various parking facility improvements, along with

other essential maintenance initiatives. While early phases such as design, environmental review, and permitting can take time, these steps are critical to long-term project success. Construction on many of these projects is anticipated within the next three to five years, and the City appreciates the community's continued patience as this work progresses.

Fire Safety and Vegetation Management

Fire safety remains a top priority in each budget cycle. The City is investing in a proactive vegetation management program, beginning with the maintenance and clearing of vegetation on City-owned properties to lead by example. Following this initial phase, staff will expand efforts to include inspections and enforcement of the City's Defensible Space and Vegetation Management Ordinances.

Policy Development and Advocacy

The City will continue to develop and refine policy frameworks to address emerging challenges at the local, state, and federal levels. Key areas of focus include public safety infrastructure and policies affecting law enforcement recruitment and retention, as well as the potential impacts of State and Federal budget constraints on local infrastructure funding. Locally, the City will also prioritize strategies that support sustainable economic growth.

To support long-term financial sustainability, the City will continue to strategically build and maintain reserves to fund infrastructure investment, manage labor costs, and support future growth. Achieving these goals will require a collaborative, organization-wide effort aligned with the City's mission and strategic priorities. City staff are to be commended for their dedication and accomplishments in the prior budget year, and the City looks forward to continued progress and success in FY2026/27.

Item C.

Supplemental Requests Page 1/2

Supplemental Requests Selected		Recommended	Not Recommended	Council Priority
Administration - General Plan Reserve	x	$150,000		#40, 42, 43, 46
Administration - Labor - Annual Contribution to Labor Reserve	x	$150,000		#51
Administration - Capital Improvement Plan Reserve	x	$250,000		#26, 52
Administration - Fleet Replacement Fund ($100,000 Fire Engine Replacement)	x	$200,000		#30, 35
Administration - CalPERS Prefunding Trust Contribution	x	$150,000		#49
Information Tech - City Hall - Network Upgrades	x	$15,000		#35
Information Tech - City Website Redesign	x	$14,000		#124, 125
Facilities - Building Assessment			$45,000	#28
Facilities - Sunrise Hills Plan			$150,000	#28
Facilities - Fire Museum - Roof Repair (Drainage)			$85,000	#70
Facilities - Fire Station Kitchen Remodel	x	$10,000		#35, 70
Facilities - Fire Station Roof Replacement	x	$300,000		#35, 70
Facilities - City Hall - Replace Chairs in Council Chambers			$11,000	#70
Facilities - City Hall - Building Safety Remodel			$275,000	#28
Facilities - City Hall - Replace Carpeting			$70,000	#70
Facilities - PW - Bathroom Upgrade			$45,000	#70
Facilities - Cemetery - Roof Repair - Mountain Shadow			$15K Cemetery Fund	#70
Facilities - Cemetery - Raise Headstones - Mountain Shadow			$10K Cemetery Fund	#70
Community Development - Dragoon Gulch Trail Expansion	x	$30,000 Dragoon Gulch		#70
Community Development - Parking Signage Implementation Guide	x	$40,000		#6, 11
Community Development - Growth Strategy Development	x	$75,000		#18, 19, 20
Community Development - Linoberg-Stewart Improvements	x	$25,000		#5, 8, 16
Community Development - Economic Development	x	$100,000		#3, 44
Community Development - Business Incentive Plan			$25,000	#3, 44
Community Development - Downtown Parking Study			$25,000	#2, 3, 18, 26
Community Development - Community Beautification (Landscaping)	x	$25,000		#5, 8, 16
Police Department - Administrative Assistant			$119,500	#32, 75
Police Department - Full Time Police Officer			$175,500	#32, 75
Police Department - Dispatch Records Technician			$132,500	#32, 75
Police Department - Public Safety Surveillance Camera x 1	x	$7,500		#30, 73
Police Department - Wellness Center Shower	x	$34,000		#77
Police Department - Facility Funding Lobbying	x	$50,000		#28
Fire Department - Regional Intern Firefighter Program	x	$18,000		#67, 121
Public Works - Equipment (Power Tools, Lockers, Batteries)	x	$5,000		#65
Public Works - Changeable Message Sign	x	$30,000		#30

Item C.

Supplemental Requests Page 2/2

Supplemental Requests Selected		Recommended	Not Recommended	Council Priority
Public Works - Roll Up Doors New Storage Building			$25,000	#30
Public Works - Riding Mower	x	$17,000		#65
Maintenance - Annual Citywide HMA Road Patching			$40,000	#26
Maintenance - Annual Citywide Storm Damage Repair			$30,000	#26
Maintenance - Annual Citywide Striping Program			$172,000	#26
Maintenance - PD Safety/Enforcement Modifications	x	$25,000		#26
Maintenance - Vegetation-Fuel Reduction	x	$90,000		#62
Engineering - ADA Transition Plan and Self Evaluation	x	$200,000		#26
Engineering - Retaining Wall Monitoring Program			$5,000	#26
Engineering - Right of Way Mapping			$50,000	#26
Engineering - Storm Drain Geographic Information System (GIS)			$50,000	#26
Engineering - Sonora Civil Infracture Biennial Inspection			$35,000	#26
Engineering - Annual Storm Drain CCTV Inspections	x	$12,500		#64
Engineering - Traffic Impact Mitigation Fee Update			$10,000	#31, 50
Engineering - Parking Study			$280,000	#66
Engineering - Pavement and Sidewalk Condition Survey			$28,000	#26
Engineering - Citywide ADA Sidewalk Assessment			$100,000	#26
CIP - 94 Snell Road Retaining Wall Replacement	x	$158,000		#26
CIP - Parking Lot Improvements - Above S. Shepherd St. Restroom			$90,000	#26
CIP - Farmer's Market Sidewalk Repairs			$165,000	#26
CIP - Annual Citywide ADA Sidewalk & Curb Ramp Upgrades			$195,000	#26
CIP - Barretta St. - Church St. Intersection Study			$25,000	#26
CIP - Barretta Street Upper Retaining Wall (Near Church @ Dome)			$461,000	#26
CIP - City Road Repaving - Reconstruction (Annual Allocation)	x	$400,000		#26
CIP - City Road Preservation Program (Annual Allocation)	x	$225,175		#26
CIP - Sonora Main Drain/Creek Basin (Phase 1)			$344,200	#26
CIP - Sonora Main Drain/Creek Basin (Phase 1) - Grant Lobbying			$50,000	#26
CIP - Linoberg Road Retaining Wall (Bradford to Pine)			$25,000	#26
CIP - Snell Road Reconstruction & Drainage Improvement	x	$26,500 RMRA		#26
CIP - Tuolumne Heritage Trail Phase I Oversight	x	$50,000 ATP Project		#26
CIP - Downtown Sidewalks ATP Grant (Local Match)	x	$35,000		#26
CIP - Sonora Moves ATP Grant (Local Match)	x	$35,000		#26

City of Sonora Organizational Assessment and Budget Stabilization

City of Sonora Vision Statement

With leadership and integrity, the City of Sonora commits to excellent service through collaboration and innovation.

City of Sonora Mission Statement

The City of Sonora's mission is to foster a safe, vibrant, and prosperous community that enhances the quality of life for all.

City Council and Community Priorities:

- Invest in infrastructure maintenance and long-term infrastructure improvements, including road repairs and maintenance, storm drains, and a traffic-circulation system.
- Assure strong public safety services (police and fire), including assuring adequate staffing and equipment to address crime prevention, law enforcement, and disaster preparation and response.
- Provide effective planning for growth and annexation and implement smart, attainable housing development and business development, including tourism and small business development, and filling vacant business spaces while maintaining the historical integrity, character, and charm of the downtown.
- Address the ongoing community challenges associated with homelessness.
- Assure the City's ability to meet community needs now and into the long-term future by stabilizing the City's long-term fiscal situation, increasing staff in critical functions and providing competitive salaries to assure the City's ability to attract and retain an adequate number of capable staff.

Organizing the priorities into tiers, each representing an 18-month period, provides time for planning and resource allocation. The full Strategic Plan includes the following three tiers.

- Tier 1 is high priority (first 18 months)
- Tier 2 is mid-level priority (second 18 months)
- Tier 3 is lower priority (third 18 months)

Tier 1 Priorities:

- Business incentives and programs.
- Infrastructure CIP (Capital Improvement Plan) for Roads, Sidewalks, Curbs, Crosswalks, Gutters, and City-owned properties.
- Facilities Assessment and Plan, including the Police Facility.
- Pavement Management Partnership.
- Update the General Plan (utilizing the Five-Year Strategic Plan as a baseline).
- Graffiti Reduction and Mitigation (Historic Downtown Maintenance and Preservation).
- Development of a 'Use Locals First' ordinance or program.
- Public signs, decals, and City logos, including signs when Measure Y funds are being utilized.
- Cybersecurity detection assessment.

Short Term Factors

Short-Term Economic Outlook, Fiscal Considerations, and Strategic Growth

As the City of Sonora prepares the FY2026/27 Budget, it continues to navigate an evolving economic environment marked by moderating but persistent inflationary pressures and interest rates that, while beginning to ease, remain elevated compared to historical norms. Although recent trends indicate increasing economic stabilization, factors such as consumer spending patterns, labor market conditions, and broader economic uncertainty continue to influence the City's fiscal outlook, revenue projections, and overall budget planning approach.

The passage of Measure Y, the Essential Services Transaction and Use Tax, a 1% local sales tax approved by voters and implemented on April 1, 2023, has become a cornerstone of the City's fiscal stability. Measure Y is projected to generate approximately $4.2M in revenue in FY2026/27, creating a critical funding stream to support public safety, operations, staffing, and capital improvements.

Without the passage of Measure Y, the City's financial future would be in serious jeopardy. Fortunately, Measure Y provides a lifeline, allowing the City to preserve its independence, protect essential services, and reinvest in infrastructure and community priorities. However, the City must continue to plan conservatively and use these new revenues strategically to ensure long-term sustainability.

Organizational Transition and Workforce Investment

In parallel with these fiscal challenges, the City continues to manage significant organizational changes, including the retirement of key personnel. These transitions have created both staffing gaps and opportunities to realign resources and modernize internal operations.

To ensure sustainability, the City must continue to evaluate service delivery models, prioritize capital project delivery, and pursue internal efficiencies to offset rising personnel costs. These expenses are cyclical, and the City must remain disciplined to preserve fiscal health over the long term.

Strategic Growth and Annexation

For public agencies, growth is essential to maintaining and expanding revenue. As the cost of services continues to rise, a broader tax base is necessary to avoid overburdening existing residents while supporting essential investments in infrastructure, public safety, and personnel. Strategic growth also enhances the City's ability to plan regionally, attract private investment, and deliver services more efficiently.

This growth can also provide benefits at the County level. Development within the City limits is supported by higher levels of infrastructure and municipal services, which can enhance property values, encourage investment, and promote economic activity. In addition, commercial activity occurring within the City generates local revenues that help fund municipal services such as police and fire protection, street maintenance, infrastructure improvements, and economic development initiatives. These investments contribute to a stronger regional economy and help ensure that growth is accompanied by the public services and infrastructure necessary to support residents, businesses, and visitors alike.

City of Sonora Personnel

Full-Time Equivalent (FTE's)

In FY2026/27, the City of Sonora continues to operate with a lean workforce, with no changes to approved full-time equivalent (FTE) positions from FY2025/26 and relies on contracting to maintain service levels without long-term cost increases. This approach reflects the City's ongoing commitment to fiscal responsibility while maintaining essential service levels across all departments. Operating with limited staffing requires departments to prioritize core services, streamline operations, and maximize efficiency with available resources.

Personnel and Workforce Investment

The City's most valuable asset in serving the community is its workforce. Virtually all services provided by the City; Public Safety, Community Development, Administration, Finance, Public Works, and more, are carried out by dedicated employees. Reflecting this, approximately 69.22% of the FY2026/27 General Fund Budget is dedicated to salaries and benefits, a figure that has remained steady over the past several years, underscoring the central role of personnel in the City's operations and service delivery.

Given the City's limited budget, adding new staff is not feasible; however, advancing an ambitious CIP and maintenance schedule demands resources. To balance these needs, the City's approach has been to contract services where appropriate and cost-effective, as contracts can be scaled back when necessary and avoid long-term obligations such as CalPERS.

The Organizational Assessment and Budget Stabilization Study identified several high-priority strategies, including the need to bring employee compensation up to competitive market levels. It also recommended multi-year labor agreements as a tool for stabilizing long-term budgeting and workforce planning.

In alignment with these recommendations, the City entered into successful labor negotiations with all the City's employee associations. The proposed budget reflects agreements with:

- Sonora Management Employees Association (SMEA)
- Sonora Confidential Employees Association (SCEA)
- Sonora Employee's Association (SEA)
- Sonora Police Officers Association (SPOA)
- Sonora Fire-Fighters Association (SFFA)

Many of these agreements incorporate salary adjustments based on the 2023 Sonora Compensation Study, which confirmed that many City positions were significantly under market rate. Alongside bringing pay to competitive levels, the agreements also include targeted reforms to legacy benefits that had become financially unsustainable over time. These reforms include:

- Elimination of Other Post-Employment Benefits (OPEB) for newly hired employees, reducing the City's long-term retiree healthcare liability.
- Limiting Sick Leave Cash-Outs, placing a cap on the amount of unused sick leave that may be converted to cash upon separation or retirement, aligning with best practices and helping to manage one-time payout exposure.

- Capping Incentive Pay, standardizing and limiting additional pay for specialized duties or certifications to ensure internal equity and budget predictability.

These structural changes not only help contain long-term costs, but also promote transparency, fairness, and consistency in the City's compensation structure.

By addressing outdated benefits and investing in sustainable pay practices, the City is building a stronger foundation for:

- Attracting and retaining talent, ensuring key positions are filled with qualified professionals.
- Boosting morale and productivity, through fair compensation and workplace stability.
- Enhancing market competitiveness, making the City a more attractive employer in the region.
- Reducing turnover and recruitment costs, improving continuity and efficiency.
- Promoting financial stewardship, by balancing competitive compensation with responsible fiscal management.

As the City looks ahead, these agreements will play a crucial role in preserving service levels, advancing operational goals, and ensuring Sonora remains a responsive and resilient organization.

CalPERS

The FY2026/27 Budget reflects the required employer pension contributions established by the California Public Employees' Retirement System (CalPERS) based on the actuarial valuation as of June 30, 2024, and released in August 2025. Employer contribution rates are determined using a variety of demographic and economic assumptions, including life expectancy, retirement patterns, employee turnover, disability rates, inflation, salary growth, and long-term investment returns.

Because actual experience rarely matches actuarial assumptions exactly, the City's pension liability can increase or decrease over time due to factors such as investment performance, changes in actuarial assumptions, demographic experience, and modifications to retirement plans or funding methodologies. As a result, pension costs remain subject to market conditions and other factors outside the City's direct control.

For FY2026/27, the City's required unfunded accrued liability (UAL) payment to CalPERS is $1,337,890 and is due in July 2026. The City intends to continue its practice of prepaying this obligation in a lump sum at the beginning of the fiscal year. By making the payment in advance rather than through monthly installments, the City is expected to realize savings of approximately 3.5 percent, reducing overall pension costs and maximizing the efficient use of public funds.

The City has also established and continues to maintain a Section 115 Pension Trust to help address future pension obligations and reduce long-term cost volatility. Funds held within the trust are dedicated to pension-related purposes and provide the City with an additional tool to manage future CalPERS costs, mitigate the impacts of market fluctuations, and strengthen long-term fiscal sustainability.

Through a combination of annual contributions, strategic prepayments, and the maintenance of dedicated pension reserves within the Section 115 Trust, the City remains committed to a proactive pension funding strategy. This approach helps protect the City's financial stability while ensuring that retirement obligations are met without compromising the delivery of essential municipal services.

Item C.

Summary of Positions by Department

Total Budgeted Full Time Equivalent Employees Summary Positions by Department	2022/23 Approved	2023/24 Approved	2024/25 Approved	2025/26 Proposed	2026/27 Proposed
City Administration					
City Administrator	1.0	1.0	1.0	1.0	1.0
Assistant City Administrator	0.0	0.0	1.0	1.0	0.0
City Attorney	0.0	0.0	0.0	0.0	0.0
Administrative Svs Director	1.0	1.0	0.0	0.0	1.0
Administrative Svs Officer (City Clerk)	1.0	1.0	1.0	1.0	1.0
Administrative Analyst	0.0	0.0	0.0	0.0	0.0
Finance Assistant	1.0	1.0	1.0	1.0	1.0
Deputy City Clerk	0.6	1.0	1.0	1.0	1.0
Office Assistant-Accounting Tech	0.0	0.0	0.0	0.0	0.0
Fleet Mechanic Supervisor	1.0	0.0	0.0	0.0	0.0
Total Department FTE's	4.6	5.0	5.0	5.0	5.0
Community Development					
Community Development Director	1.0	1.0	1.0	1.0	1.0
City Building Offical	0.0	0.0	1.0	1.0	1.0
Community Development Specialist I	0.0	0.0	0.0	0.0	0.0
Community Development Specialist II	1.0	0.0	0.0	0.0	0.0
City Building Official	0.0	0.0	0.0	0.0	0.0
Building Inspector	0.0	0.0	0.0	0.0	0.0
Special Programs Coordinator	0.0	0.0	0.0	0.0	0.0
Economic Development Coordinator	0.0	0.0	0.0	0.0	0.0
Total Department FTE's	2.0	1.0	2.0	2.0	2.0
Police Department					
Chief of Police	1.0	1.0	1.0	1.0	1.0
Police Lieutenant	1.0	1.0	1.0	1.0	1.0
Police Sergent	2.0	2.0	2.0	2.0	2.0
Police Officer (Includes 2 Corporals)	10.0	10.0	10.0	10.0	10.0
Reserve Police Officer	0.2	0.2	0.2	0.2	0.2
Community Service Officer (FT/PT)	1.6	1.6	1.6	1.6	1.6
School Resource Officer (PT)	0.0	0.0	0.0	0.0	0.0
Communications Dispatcher	5.0	5.0	5.0	5.0	5.0
Communications Dispatcher Relief	1.0	1.3	1.3	1.3	1.3
Police Records Technician	1.0	1.0	1.0	1.0	1.0
Background Investigator	0.1	0.0	0.0	0.0	0.0
Information Technology Tech	0.2	0.2	0.2	0.2	0.2
Homeless Outreach Coordinator	0.0	0.6	1.0	1.0	1.0
Total Department FTE's	23.1	23.9	24.3	24.3	24.3
Fire Department					
Fire Chief	1.0	1.0	1.0	1.0	1.0
Fire Captain	3.0	3.0	3.0	3.0	3.0
Fire Engineer	3.0	3.0	3.0	3.0	3.0
Fire Engineer Relief	0.8	0.8	0.8	0.8	0.8
Volunteers	0.3	0.3	0.3	0.3	0.3
Interns	0.1	0.1	0.1	0.1	0.1
Office Assistant	0.6	0.6	0.6	0.6	0.6
Total Department FTE's	8.8	8.8	8.8	8.8	8.8
Public Works					
Public Works Director	0.0	0.0	0.0	0.0	0.0
Public Works Supervisor	1.0	1.0	1.0	1.0	1.0
Public Works Specialist I/II	3.0	3.0	4.0	4.0	4.0
Public Works Assistant	2.0	2.0	1.0	1.0	1.0
Total Department FTE's	6.0	6.0	6.0	6.0	6.0
Total City FTE's	44.45	44.7	46.1	46.1	46.1

Citywide Full Time Equivalent Approved Positions FY2026/27

What is the City Budget?

The City's Budget sets forth a strategic resource allocation plan to fund City programs, services and infrastructure. The City's budget is composed of an operating budget, which forecasts the City's expenditures and revenues for the upcoming year, and a capital improvement plan, which shows the financial plans for long-term capital improvements and facilities.

The fiscal year of the City begins on July 1st of each year and ends on June 30th of the following year. The budget for the City of Sonora is designed to serve four major purposes: Comply with legal requirements for cities in the State of California; Provide an operations guide and policy document for administrative staff in the management and control of fiscal resources; Present the City's financial plan for the ensuing fiscal year, itemizing projected revenues and estimated expenditures; Be a resource to citizens who wish to understand the operations and costs of City services.

What essential services does the City provide?

The City of Sonora provides a comprehensive range of services to support the safety, well-being, and quality of life of its residents, businesses, and visitors. Core public safety services include Police and Fire, which ensure emergency response, law enforcement, and community protection. Public Works is responsible for maintaining and improving the City’s infrastructure, including streets, drainage systems, and public facilities. Administrative functions, such as Administration, Finance, Human Resources, and Risk Management, support the organization through fiscal oversight, employee services, and operational coordination.

In addition, the City provides community development services, including Planning, Code Enforcement, Housing, and Economic Development, which guide responsible growth, maintain community standards, and promote a healthy local economy. Together, these services reflect the City’s commitment to effective governance, public safety, infrastructure reliability, and sustainable community development.

What is the General Fund Reserve Policy?

A reserve policy establishes guidelines for how the City sets aside, maintains, and uses financial reserves to ensure long-term fiscal stability and operational flexibility. The City of Sonora's Fund Balance Reserve Policy is designed to maintain sufficient resources to respond to economic uncertainties, emergencies, and unforeseen events while supporting consistent service delivery. The policy establishes a target General Fund reserve level of 25% of annual operating expenditures, with reserves divided into two components: an Economic Uncertainty Reserve (75%), which is intended to stabilize the budget during economic downturns or revenue fluctuations, and an Emergency Reserve (25%), which is set aside for unexpected events such as disasters or unanticipated costs.

The policy also defines minimum reserve thresholds, requires City Council approval for the use of reserves, and includes provisions to replenish reserves if levels fall below established targets. In addition, excess reserves may be allocated toward capital projects or other long-term priorities. Overall, the policy provides a structured and transparent framework to ensure the City maintains adequate liquidity, plans for future obligations, and manages financial risks in a fiscally responsible manner.

What is the City's Pension Funding Level?

The City continues to actively manage its long-term pension obligations and has made meaningful progress in strengthening its funded status. In recent years, the City Council established a Section 115 California Employers' Pension Prefunding Trust (CEPPT) to set aside funds specifically for future pension liabilities. Through regular discretionary contributions to the CEPPT, the City has created a financial buffer to help offset anticipated increases in required annual contributions in the coming years. This proactive approach supports long-term fiscal sustainability, reduces volatility in pension costs, and positions the City to better manage its obligations while maintaining service levels.

Basis of Budgeting

Basis of Budgeting

The basis of budgeting refers to the method the City uses to recognize revenues and expenditures when preparing its annual operating budget. It is important to distinguish this from the basis of accounting used in the City's audited financial statements, which follow Generally Accepted Accounting Principles (GAAP). While similar in many respects, these two approaches differ in the timing and treatment of certain transactions.

Under GAAP, governmental funds such as the General Fund and special revenue funds use the modified accrual basis of accounting. This method recognizes revenues when they are both measurable and available to finance current operations. Expenditures are recognized when the related liability is incurred, with some exceptions (e.g., debt service and accrued leave).

In contrast, the City of Sonora prepares its annual budget using a modified cash basis, also known as the cash plus encumbrance basis. This approach provides a more practical and enforceable framework for managing day-to-day financial operations and legal compliance.

Key characteristics of the City's budgetary basis include:

- Revenues are recognized when cash is received, rather than when earned.
- Expenditures are recorded when cash is disbursed or when encumbrances (e.g., purchase orders or contracts) are issued.
- Encumbrances are treated as expenditures and reduce available budget authority, even if payment occurs in a future fiscal year.

This approach helps ensure that spending does not exceed appropriated amounts and provides a clear method for tracking obligations.

Key Differences from GAAP

Several notable differences exist between the City's budgetary basis and GAAP-based financial reporting, including:

- **Revenue recognition**: Budget basis uses cash received; GAAP uses modified accrual.
- **Encumbrances**: Counted as expenditures in the budget, but not under GAAP.
- **Capital assets and depreciation**: Capital purchases are expensed in the budget; GAAP requires capitalization and depreciation over time.
- **Contingent liabilities**: Items like accrued leave are not budgeted but are recorded under GAAP.
- **Interfund transfers**: May be classified differently between budgetary and financial reporting formats.

Reconciliation with Financial Reporting

The City's Annual Comprehensive Financial Report (ACFR) presents financial statements in accordance with GAAP and includes reconciliations that explain differences between the budgetary and accounting bases. These

reconciliations promote transparency and allow stakeholders to compare the City's budget performance with its audited financial outcomes, ensuring accountability and fiscal clarity.

City of Sonora Municipal Government

The City operates under a council-manager form of government. Policymaking and legislative authority are vested in the City Council, consisting of the five (5) elected councilmembers. The Council's primary responsibilities are adopting City laws and policies, adopting the City budget, and hiring the City Administrator and City Attorney.

The City Administrator is responsible for implementing the policies and ordinances adopted by the City Council, overseeing the day-to-day operations of the City, appointing employees, and ensuring the effective management of all municipal functions. The City Administrator is supported by a professional administrative team that includes the City Clerk, City Attorney (a contracted position), City Engineer (a contracted position), and department heads from Administrative Services, Community Development, the Police Department, and the Fire Department. This leadership team works collaboratively to ensure the efficient delivery of services, compliance with regulations, and responsiveness to the community's needs.

The City provides a full range of municipal services, including fire and police protection, construction and maintenance of City streets, storm drains, parks, parking lots, and similar infrastructure.

Sonora City Council

- Ann Segerstrom, Mayor
- Andy Merrill, Vice Mayor
- Bess Levine, Councilmember
- Stephen Opie, Councilmember
- Mark Plummer, Councilmember

Administration

- Christopher Gorsky, City Administrator
- Douglas White, City Attorney

City Hall is located at:

94 N. Washington Street
Sonora, CA 95370
(209)532-4541

Budget Process

The City's budget process is designed to allocate resources in alignment with the goals, objectives, and priorities established by the City Council. New programs and initiatives are incorporated based on Council direction and community needs. The City Administrator is responsible for preparing and recommending the annual operating budget for City Council consideration and adoption.

The budget development process begins in March with the issuance of budget instructions to departments, including policy guidance and fiscal parameters. Department Heads work closely with the City Administrator and Administrative Services Director to review baseline budgets and evaluate supplemental requests. These requests are prioritized based on their ability to support Council goals, enhance service delivery, improve operational efficiency, and address emerging community needs.

Following departmental review, the City Administrator develops a balanced budget proposal, which is presented to the City's Finance Committee for review and input. After incorporating feedback from the Finance Committee, the proposed budget is presented to the Mayor and City Council at a public budget hearing, held in June.

The City Council adopts the final budget by June 30 through the passage of a resolution following a duly noticed public hearing. At the same time, the Council adopts a separate resolution establishing the City's annual appropriations limit (GANN Appropriations Limit). This structured process ensures transparency, fiscal responsibility, and alignment of resources with the City's strategic priorities.

Budget Timeline

Fiscal Year 2026/27 Budget Preparation

- **November 20, 2023**
  The City Council was presented and adopted the Organizational Review and Budget Stabilization Study which detailed budget priorities over the next 5 years.
- **June 16, 2025**
  The City Council was presented and adopted an update to the Organizational Review and Budget Stabilization Study, including a summary of accomplishments and a refined set of future goals as part of a soft update to the Strategic Plan.
- **March 27, 2026**
  Administration releases detailed budget instructions, guidelines, and required forms to Department Heads, providing direction and expectations for the preparation of departmental budget requests.
- **April 24, 2026**
  Each department's budget request is returned to the Administrative Services Director for review, analysis, and incorporation into the Proposed Budget.
- **May 1, 2026**
  Budget requests are reviewed and evaluated by the City Administrator to ensure alignment with City priorities, available resources, and overall fiscal sustainability.
- **May 8, 2026**
  Each department budget and any proposed adjustments are reviewed with Department Heads to ensure accuracy, alignment with operational needs, and consistency with City priorities.
- **May 18, 2026**
  Budget reviewed with City Council members.
- **May 27, 2026**
  The Proposed Budget is reviewed by the City Finance Committee to provide oversight, feedback, and recommendations prior to City Council consideration.
- **June 15, 2026**
  The Proposed Budget is presented to and considered by the City Council at a public hearing, providing an opportunity for Council review, discussion, and public input. Following this process, the City Council formally adopts the budget for the upcoming fiscal year.

City of Sonora Financial Policies

Financial Policies of the City of Sonora

The City of Sonora is committed to implementing and maintaining strong fiscal responsibility and financial discipline and has incorporated these principles into a set of comprehensive City Financial Policies.

Fiscal Policies

The Fiscal Policies are intended to ensure that the City functions within the limits of its financial resources. The City must make budget decisions to maintain a balance between revenues and expenditures both in the current year and on an ongoing basis, so that the public can realize the benefits of a strong and stable local government that delivers municipal services to City residents.

The City must base spending decisions on their impact on measurable goals. They must further adequately address the City's structural costs, including those related to employees, capital property and equipment maintenance, and legal liabilities. In order to ensure adequate funding for these spending needs, the City must protect and maintain its current diverse revenue base and ensure that, where possible and appropriate, that the individuals that benefit from specialized services pay the reasonable costs of those services. While the City must make significant financial decisions as part of the budget process, it must be prepared to make the required adjustments during each fiscal year.

Finally, the City must ensure its budget is transparent to foster public engagement. To support these objectives, the Fiscal Policies require the City to:

- Achieve structural balance both in the current fiscal year and on an ongoing basis so that projected revenues cover the costs of anticipated services.
- Engage in performance budgeting to ensure that the City makes funding decisions to advance strategic plans with measurable goals that are transparent and regularly evaluated.
- Make responsible choices about employee-related costs that the City both negotiates in consideration of financial impacts and the ability to fund.
- Limit changes to the adopted budget.
- Protect unrestricted revenue sources, seek new and diverse revenues, and not reduce revenue during the year without corresponding expenditure reductions accomplished during the Mid-Year Budget.
- Assess fees and seek to recover the reasonable cost of a service where appropriate.
- Ensure transparency in financial decisions by publishing clear and accurate budget data, reporting on the City’s financial condition periodically, and reporting on the financial impacts of proposals.
- Sell surplus equipment and real property at market value.
- Make adequate investment to maintain real property and equipment.

Pension and Retirement Funding Policy

The City has made a commitment to its past and current employees to provide ongoing pension payments during their retirement. These contributions will be fully funded based on annual actuarial studies. It is important that the City continues to meet this commitment to ensure that the costs associated with current services are borne at the

current time. With this in mind, the City established a Section 115 Pension Prefunding Trust and will make a recommended contribution of $150,000 each year at budget approval.

General Fund Contingency Reserve Policy

The General Fund Contingency Reserves Policy provides guidelines on the purpose, sizing, uses, and restoration requirements of the contingency reserve fund (both the Economic Uncertainty Reserve and the Emergency Reserve accounts). The policy is intended to ensure that the City maintains sufficient reserves for unanticipated expenditures or revenue shortfalls, to preserve flexibility throughout the fiscal year, to make adjustments in funding for programs approved in connection with the annual budget, and to prepare the City for potential revenue challenges.

The objective is for the City to be in a strong fiscal position to weather future economic downturns and financial challenges. The Contingency Reserve Fund balance shall be maintained at 25% of General Fund adjusted annual appropriations and shall not fall below 15% without a Council-approved replenishment plan. This reserve will be allocated to two categories, with a minimum of seventy-five percent (75%) in the Economic Uncertainty Reserve and twenty-five percent (25%) in the Emergency Reserves.

Plan to Replenish Contingency Reserves

Any appropriation of the Contingency Reserves below the fifteen percent (15%) minimum shall be accompanied by findings articulating the need for the use of the contingency reserves and a plan for the replenishment of the contingency reserves within a reasonable period not to exceed three (3) budget years. The City's current reserve is in excess of the fifteen percent (15%) minimum.

Use of Contingency Reserves

All contingency reserve expenditures must be approved by a 4/5th vote of the City Council. The exception is the event that a disaster situation is declared. In the event of a declared emergency, the City Administrator may expend contingency reserves without prior City Council approval. After the emergency, the City Council shall evaluate the current contingency reserve level, and if necessary, publish, as an amendment to the current budget resolution, findings for the replenishment of the reserves within a reasonable period not to exceed three (3) budget years.

General Fund Encumbrances

An encumbrance is a reservation of funds to cover purchase orders, contracts, or other goods and services that are chargeable to an appropriation. It records obligations for goods or services not yet received or rendered in amounts equal to their anticipated costs. An encumbrance system provides a warning as the City approaches the authorized expenditure level and thus protects the City from over-spending an appropriation.

Investment Policy

The primary objectives of the City's investment policy are, in priority order:

- Safety: The foremost objective is to safeguard principal by mitigating credit and interest rate risks.
- Liquidity: Investments must remain sufficiently liquid to meet the City’s operational needs.
- Yield: Investments should generate a reasonable rate of return while complying with the first two objectives.

Item C.

Demographics

Population

TOTAL POPULATION

4,919

-0.93%
vs. 2023

GROWTH RANK

439 out of **506** Municipalities in California

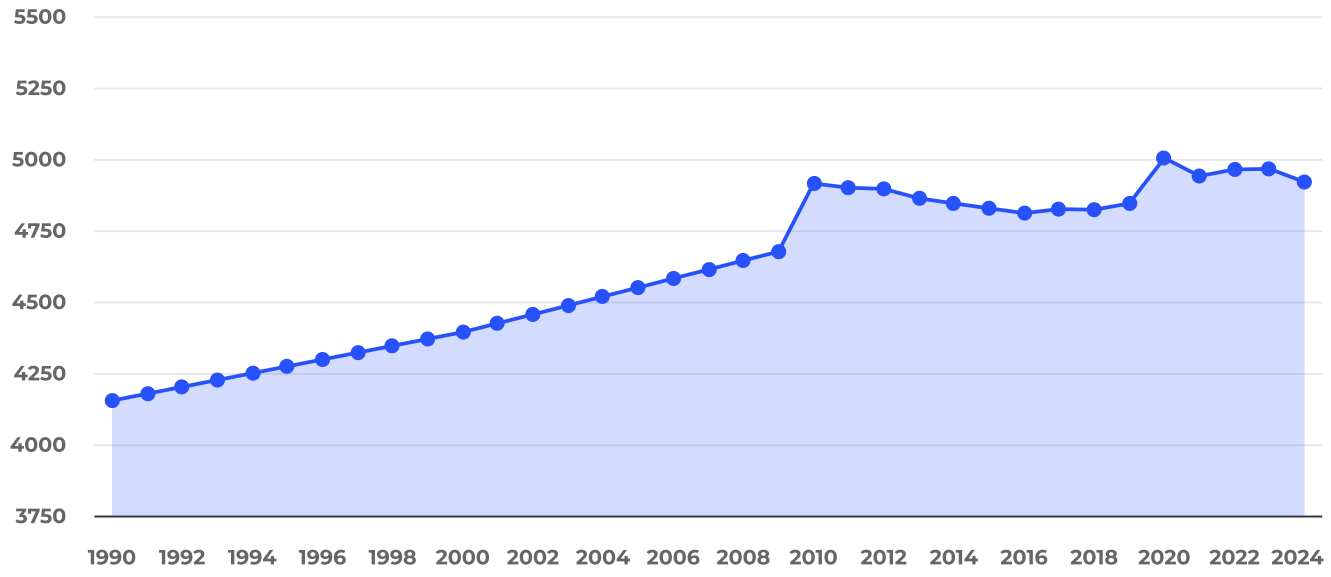

** Data Source: U.S. Census Bureau American Community Survey 5-year Data and the 2020, 2010, 2000, and 1990 Decennial Censuses*

DAYTIME POPULATION

25,000

Daytime population represents the effect of persons coming into or leaving a community for work, entertainment, shopping, etc. during the typical workday. An increased daytime population puts greater demand on host community services which directly impacts operational costs.

** Data Source: Sonora, CA 2025*

POPULATION BY AGE GROUP

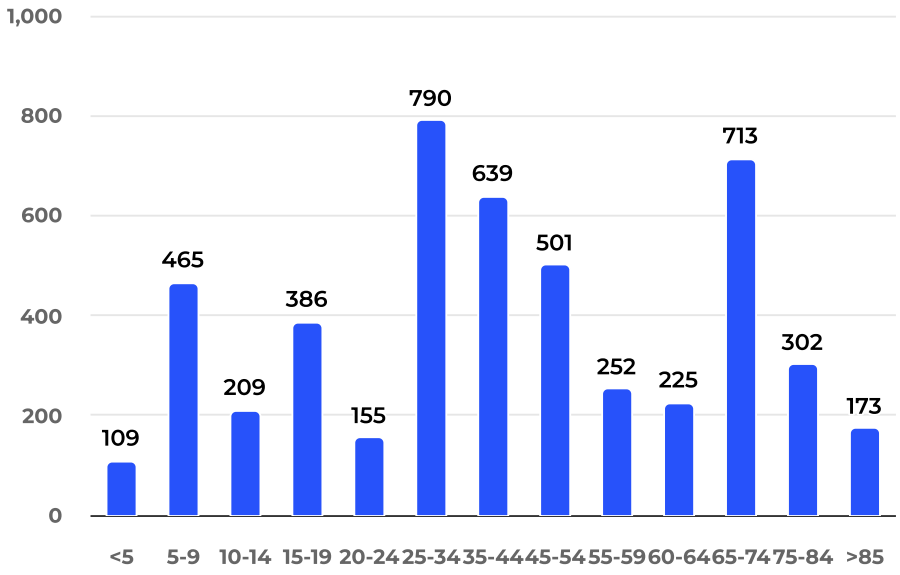

Aging affects the needs and lifestyle choices of residents. Municipalities must adjust and plan services accordingly.

** Data Source: American Community Survey 5-year estimates*

Household

TOTAL HOUSEHOLDS

2,216

Municipalities must consider the dynamics of household types to plan for and provide services effectively. Household type also has a general correlation to income levels which affect the municipal tax base.

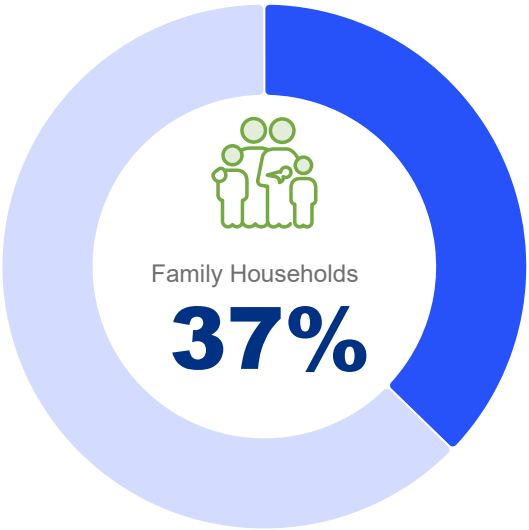

-31%

lower than state average

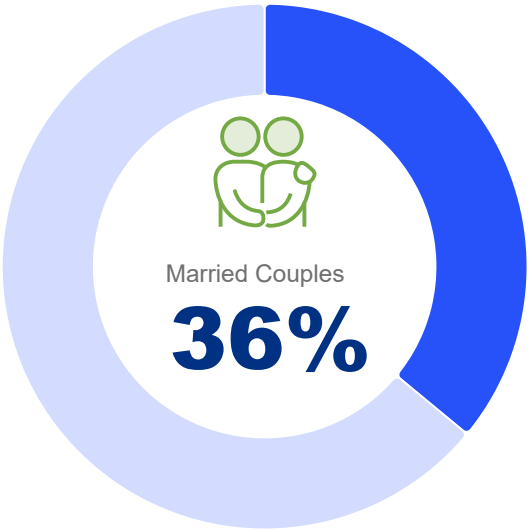

-28%

lower than state average

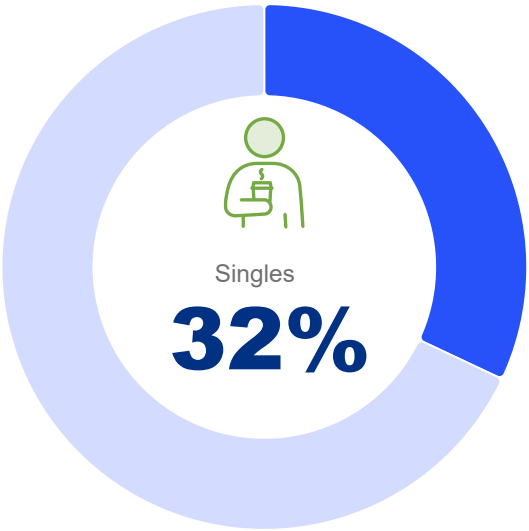

34%

higher than state average

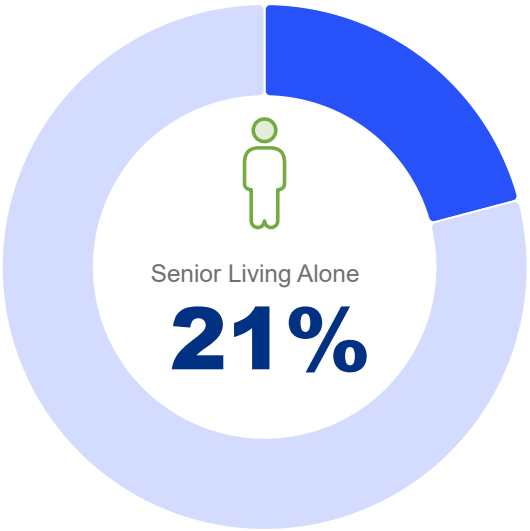

110%

higher than state average

** Data Source: American Community Survey 5-year estimates*

Economic

Household income is a key data point in evaluating a community's wealth and spending power. Pay levels and earnings typically vary by geographic regions and should be looked at in context of the overall cost of living.

HOUSEHOLD INCOME

Above $200,000

7%

-65.66%
lower than state average

Median income

$82,690

-16.58%
lower than state average

Below $25,000

21%

69.60%
higher than state average

** Data Source: American Community Survey 5-year estimates*

Item C.

Housing

2024 MEDIAN HOME VALUE

$387,645

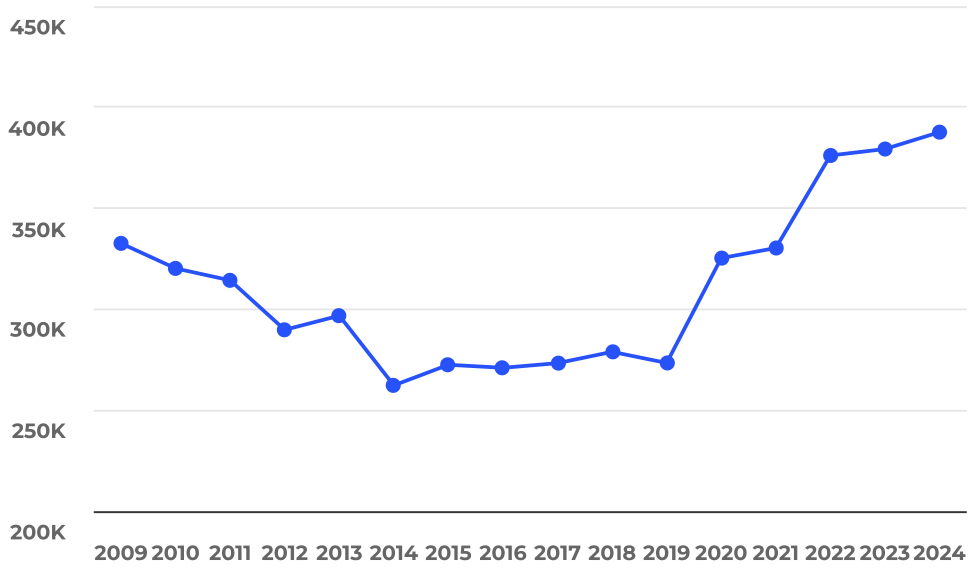

** Data Source: Sonora, CA 2024*

HOME VALUE DISTRIBUTION

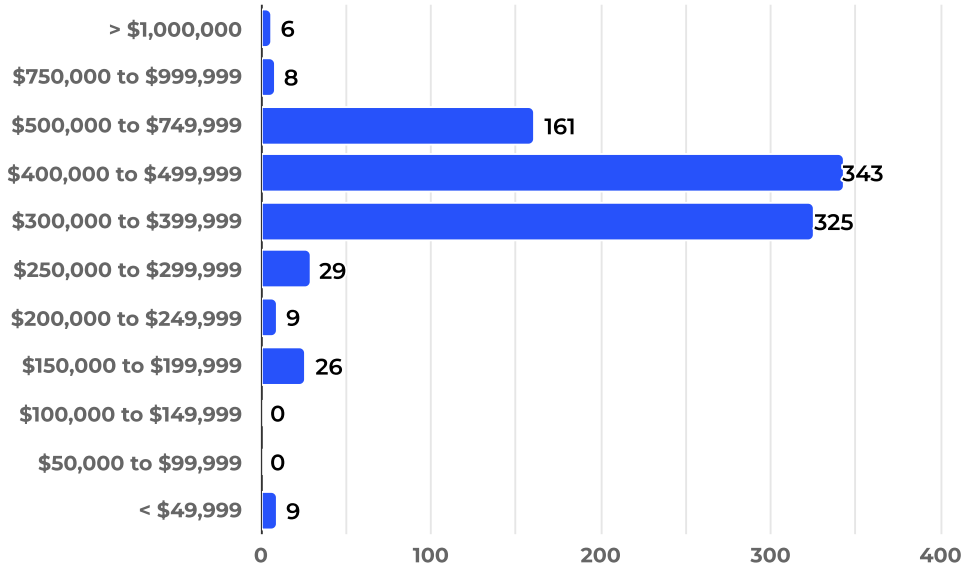

** Data Source: 2024 US Census Bureau, American Community Survey. Home value data includes all types of owner-occupied housing.*

HOME OWNERS VS RENTERS

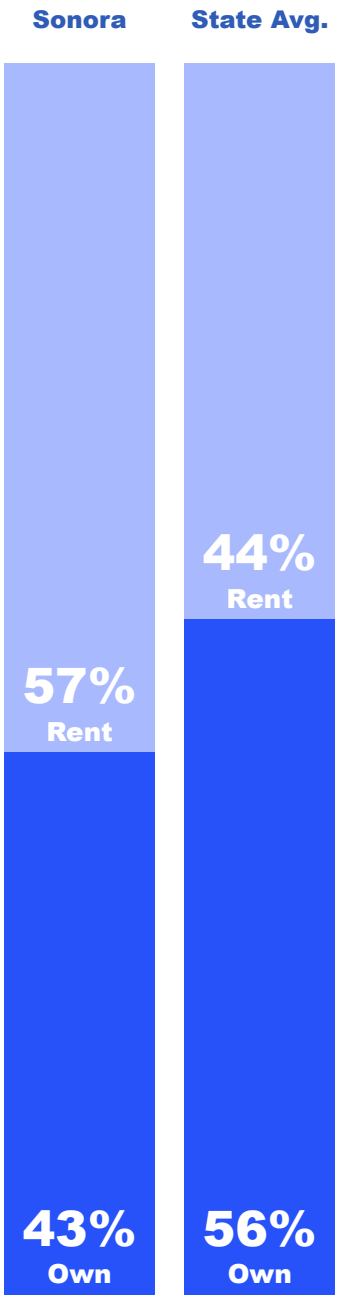

** Data Source: 2024 US Census Bureau, American Community Survey. Home value data includes all types of owner-occupied housing.*

Item C.

Organization Structure

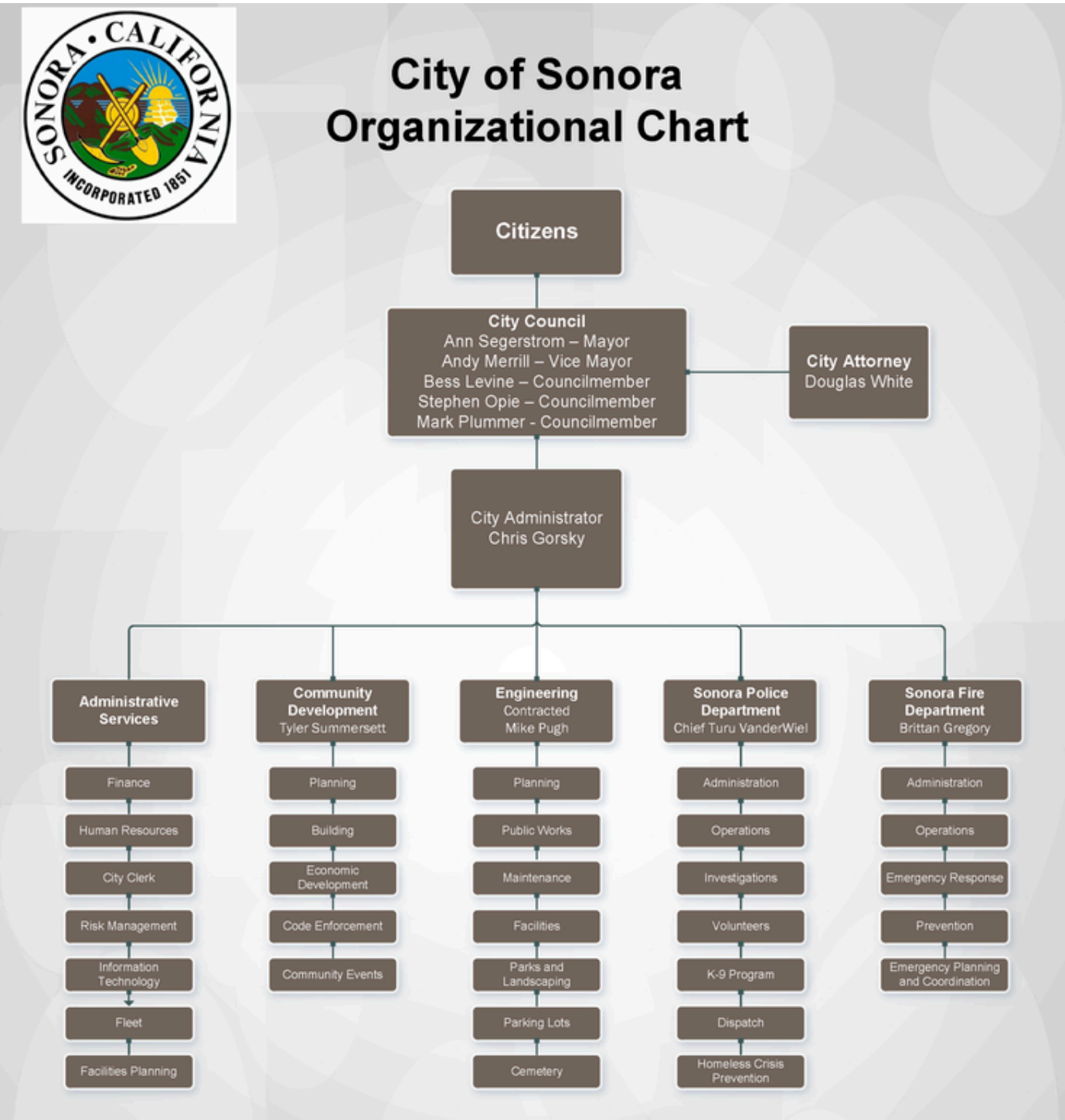

City of Sonora Organizational Chart FY2026-27

Fund Accounting

Fund Structure Overview

The City of Sonora's financial resources are organized using a fund accounting system, which ensures transparency, accountability, and legal compliance. A fund is a self-balancing set of accounts that is used to record cash and other financial resources, along with related liabilities, fund balances, revenues, and expenditures. Each fund operates as a separate and distinct fiscal entity, with its own specific purpose, accounting rules, and budgetary controls.

Funds are assigned a unique identifying number and name, allowing staff, auditors, and the public to easily track financial activity. Because each fund is self-contained, it requires independent accounting and financial reporting. The use of multiple funds enables the City to segregate resources by purpose, ensuring that revenues are spent only on their intended uses as required by law, grant agreements, or City policy.

The General Fund

The General Fund is a governmental fund and serves as the primary operating fund of the City. It is used to account for all financial resources not required to be accounted for in another, more specialized fund. The General Fund supports the core functions of municipal government, including Police, Fire, Community Development, Administration, and General Government Services.

This fund is classified as a major fund, as its revenues and expenditures each constitute more than 10% of the City's total appropriated budget, excluding other financing sources and uses. Given its scope and significance, the General Fund is essential to the delivery of day-to-day services that directly impact the community and the overall operation of City government.

Special Revenue Funds

Special Revenue Funds account for the proceeds of specific revenue sources that are restricted or committed to expenditures for specified purposes.

Proprietary Funds:

Proprietary Funds operate in a manner similar to private-sector businesses, where services are financed primarily through user fees and charges. These funds are used when the City intends for the cost of providing goods or services to be recovered through direct billing.

There are two types of proprietary funds:

- Enterprise Funds account for operations where services are provided to the public for a fee.
- Internal Service Funds account for activities that provide services internally to other City departments.

Capital Project Funds

Capital Project Funds are used to account for financial resources that are restricted, committed, or assigned for the acquisition, construction, or improvement of major capital assets and infrastructure. These funds ensure that large, one-time capital expenditures are tracked separately from operating budgets.

Debt Service Funds

Debt Service Funds account for the accumulation of resources and the payment of principal and interest on the City's outstanding debt obligations related to governmental activities. Currently, the City of Sonora has no outstanding debt, so this category is not actively used in the present budget cycle.

Permanent Funds

Permanent Funds are used to report resources that are legally restricted so that only the earnings, not the principal, may be used to support specific programs or purposes. The Cemetery Fund is an example where investment income supports ongoing maintenance while the principal remains intact.

Fund Descriptions

General Fund - 001

The General Fund is the primary operating fund of the City. It is used to account for all financial resources except those required to be accounted for in other funds. General Fund revenues are derived from such sources as taxes, licenses, permits, fees, fines, intergovernmental revenues, charges for services, special assessments, interest income, and other resources available for discretionary funding. Expenditures are made for functions of general government, community development, police and fire protection, public works, cemetery, opera hall, capital outlay, and debt service. For the purposes of the budget, the General Fund is separate and distinct from the reserve funds and other special funds created for a variety of restricted purposes.

Reserve Funds

The Reserve Funds are accounts in which unrestricted cash is set aside outside the budget for unforeseen expenditures and emergencies. The funds can be transferred into the budget for such purposes, as necessary. At fiscal year-end, the unreserved and undesignated fund balance in the General Fund is transferred to the General Fund reserve funds and reported as "Transfer to Reserve Fund." The reserve fund consists of excess general revenues and other unspent appropriations, excess revenue or un-allocated general revenue, excluding one-time receipts. The City's Financial Policies establish a minimum reserve fund balance of twenty percent (20%) of General Fund adjusted appropriations. Pursuant to the City Reserve Policy approved September 16, 2019, twenty-five percent (25%) of the reserve fund is set aside for use in emergencies. There are two accounts established within the Reserve Fund:

General Fund reserve funds 270/271: These funds are recommended to include a minimum of twenty-five percent (25%) of General Fund adjusted appropriations for any given budget year.

- *Economic Uncertainty Reserve - Fund 270:* Seventy-five percent (75%) of this fund will be maintained to minimize the effects of major economic uncertainties, including local disasters, budget difficulties and other severe financial hardships.
- *Emergency Reserve - Fund 271:* Twenty-five percent (25%) of this fund will be maintained as an emergency reserve to minimize the immediate impacts of potential costs not covered by the City's insurance programs, such as claim costs within the City's deductibles, and/or major costs associated with disasters and other events which will not be reimbursable from insurance or from any Federal or State government. All Emergency Reserves must be approved by a 4/5th majority (four votes) of the City Council.

Other Reserve Funds:

Compensated Absences Reserve - Fund 220: This fund was established to set aside twenty-five percent (25%) of the City's annual compensated absences liability as shown in the annual audit.

Fleet Replacement Reserve - Fund 255: This fund was established to fund fleet asset replacement on a continuous basis. The reserve account balance will be reviewed as part of the reserve review process during the annual budget.

Capital Improvement Reserve - Fund 265: This fund was established to accumulate and set aside financial resources for the repair, replacement, or acquisition of long-term capital assets. These assets can include buildings, vehicles, equipment, streets and roads, other infrastructure, and major facility improvements. The fund is typically used to support planned capital improvement projects or respond to unexpected capital needs without placing strain on the operating budget.

Labor Reserve - Fund 280: This fund was established to fund the negotiated salary increases going forward, to limit the risk of the City of Sonora paying market wages, as established in the 2023 Organizational Review and Budget Stabilization Study and the FY23/24 compensation study.

Risk Mitigation Reserve - Fund 281: This fund was established to fund future litigation risk for the City.

General Plan Reserve - Fund 285: This fund was established to set funding aside to update the City's General Plan.

CalPERS Pension Prefunding Trust - Fund 290: This fund was established to account for the City's pension pre-funding trust, a California Employers' Pension Prefunding Trust (CEPPT) organized under Section 115 of the internal revenue code as a tax-exempt trust, dedicated to pre-funding employer contributions to the defined benefit pension plan.

Enterprise Funds

Enterprise funds are used to account for operations similar to private business enterprises. Revenues are collected and used for a specific purpose and are self-sufficient. The ending fund balances are not available for purposes other than those specified for that fund.

Farmer's Market Fund - 310: The Sonora Certified Farmers Market operates from May to October each year and is located at Theall and Stewart Streets in downtown Sonora.

Dragoon Gulch Trail Fund - 320: The Dragoon Gulch Trail Project provides its visitors with a unique opportunity to stroll through Mother Lode’s oak woodlands. The Dragoon Gulch Trail provides over 3.1 miles of natural trails.

Special Revenue Funds

Special Revenue Funds are used to account for revenues from specific taxes, fees, governmental grants, or other revenue sources that are designated to finance particular functions and activities within the City.

Benefit Zones Fund - 330: The Benefit Zone Fund was established to finance the City's annual events, including the Christmas Parade, to encourage patronage by local residents and tourists.

The Franchise and Public Educational Government Fund - 305: This fund was established to account for the one percent (1%) fee collected on cable bills to provide funding to pay the capital costs of broadcasting and making local government proceedings available.

Measure I Fund - 400: The Measure I Fund was established as a result of a 2004 voter-approved one-half percent (1/2%) transaction and use tax and has been active since January 1, 2005. The Police Department receives sixty percent (60%), the Fire Department receives twenty-five percent (25%) and the Public Works department receives fifteen percent (15%).

Community Development Block Grants - 502/525/530: These funds were established to account for federal grant funding for the purpose of development activities to build stronger and more resilient communities.

Supplemental Law Enforcement Fund - 605: This fund was established to account for the Citizen's Option For Public Safety (COPS) program which provides money for local public safety needs.

Vehicle Abatement Fund - 690: This fund was established in 1994 as a result of a vehicle registration fee increase for the City and County residents. The purpose was to provide revenue to address vehicle abatement enforcement within the City.

Fire Department Grant Fund - 710: This fund was established to account for grant funding for the fire department.

Code 5 Fire Reimbursement Fund - 730: This fund was established to account for revenues from the statewide fire mutual aid program which reimburses the Fire Department for sending personnel and equipment to assist in statewide fires.

Internal Service Funds

Internal Service Funds are used to account for the financing of goods or services supplied by other funds, departments, or agencies.

Dental Self-Insurance Fund - 210: The City has been fully insured for Medical and Vision insurance since FY 2017/18, but dental insurance continues to be self-funded.

Permanent Funds

A permanent fund is established to account for resources that are restricted in such a way that only the earnings (interest, dividends, etc.) may be used to support government programs.

Cemetery Fund - 390: This fund was established to account for the principal trust amounts and related interest income for the Mountain Shadow Cemetery.

Capital Project Funds

Capital Project Funds are established to account for the acquisition or construction of major capital facilities or other general capital outlays.

Highway User Tax - 440/441: The State of California imposes per-gallon excise taxes on gasoline and diesel fuel, sales taxes on gasoline and diesel fuel and registration taxes on motor vehicles with allocations dedicated to transportation purposes. The local (City and County) portions of these allocations flow through the Highway Users Tax Account (HUTA).

Road Maintenance and Rehabilitation - 442: Senate Bill 1 (SB1) created the Road Maintenance and Rehabilitation Account (RMRA). A percentage of this funding will be apportioned by formula to eligible cities for basic road maintenance, rehabilitation, and critical safety projects on the local streets and roads system.

ATP Tuolumne Heritage Trail - 804: This fund tracks all financial transactions for the City's portion of the Gold Rush Trail Phase 1.

See the chart on the next page for a complete list of City funds.

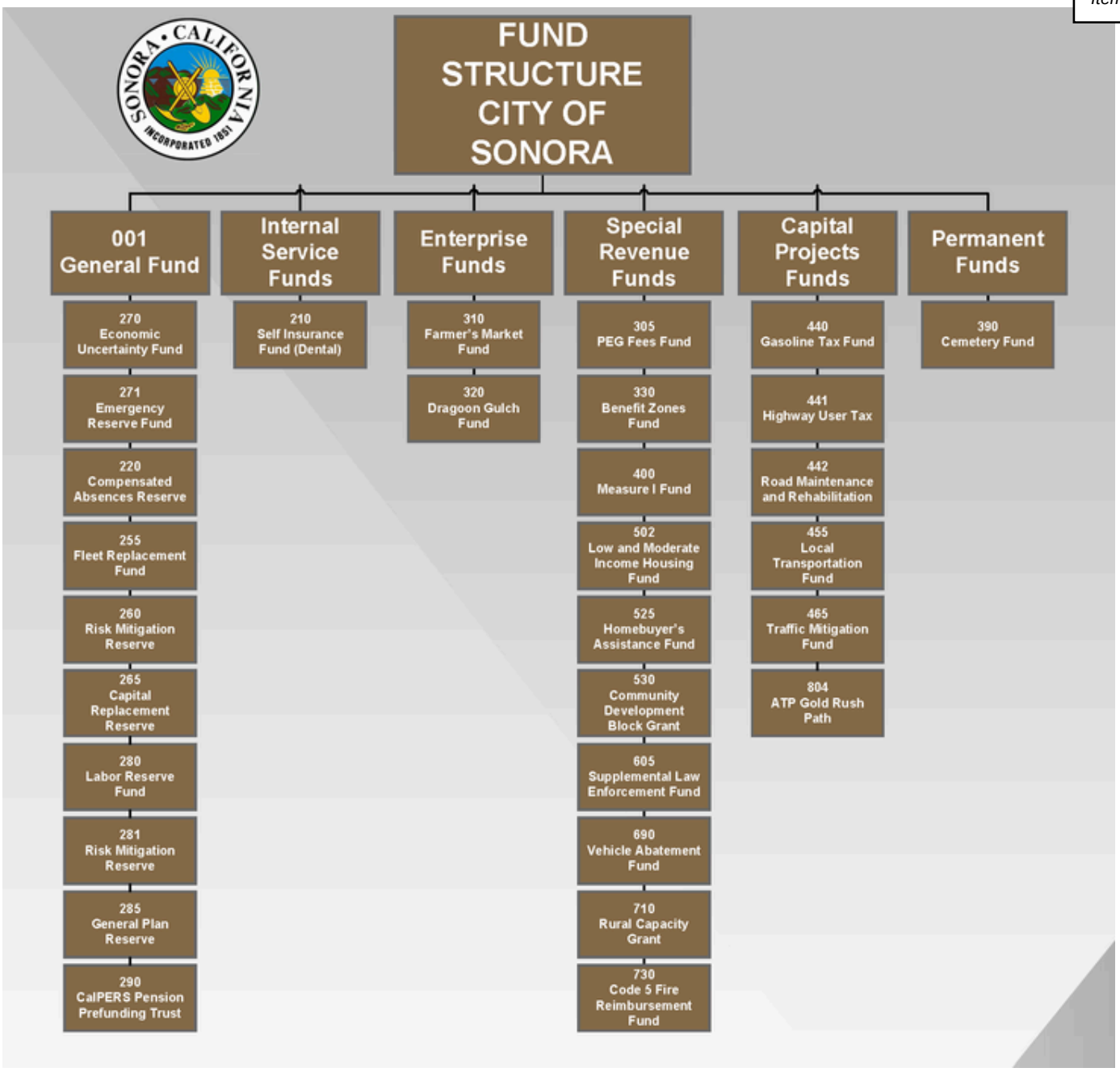
FUND STRUCTURE CITY OF SONORA
001 General Fund
270 Economic Uncertainty Fund
271 Emergency Reserve Fund
220 Compensated Absences Reserve
255 Fleet Replacement Fund
260 Risk Mitigation Reserve
265 Capital Replacement Reserve
280 Labor Reserve Fund
281 Risk Mitigation Reserve
285 General Plan Reserve
290 CalPERS Pension Prefunding Trust
Internal Service Funds
210 Self Insurance Fund (Dental)
Enterprise Funds
310 Farmer's Market Fund
320 Dragoon Gulch Fund
Special Revenue Funds
305 PEG Fees Fund
330 Benefit Zones Fund
400 Measure I Fund
502 Low and Moderate Income Housing Fund
525 Homebuyer's Assistance Fund
530 Community Development Block Grant
605 Supplemental Law Enforcement Fund
690 Vehicle Abatement Fund
710 Rural Capacity Grant
730 Code 5 Fire Reimbursement Fund
Capital Projects Funds
440 Gasoline Tax Fund
441 Highway User Tax
442 Road Maintenance and Rehabilitation
455 Local Transportation Fund
465 Traffic Mitigation Fund
804 ATP Gold Rush Path
Permanent Funds
390 Cemetery Fund

History of the City of Sonora

A Historic Overview of the City of Sonora

The City of Sonora, proudly known as the “Queen of the Southern Mines,” was established in 1848 by miners who emigrated from the State of Sonora, Mexico. What began as a rugged mining camp, often referred to in its early days as the Sonoran Camp, quickly became one of the most significant settlements in California’s historic Mother Lode region. As with many foothill communities, gold mining was the primary catalyst for Sonora’s early growth and prosperity. By 1849, just a year after its founding, Sonora’s population surged to nearly 5,000 residents, a figure that remains close to the City's current population.

Sonora is one of California’s oldest incorporated cities, formally gaining city status on May 1, 1851, a distinction shared by only ten cities in the state with earlier incorporations. While mining activity began in the area as early as 1848, the first documented discovery of gold occurred on March 17, 1849, in Wood’s Creek, near what is now Sonora High School. Unlike many gold rush towns, no single prospector is credited with the discovery of gold in Sonora. However, the area’s natural geography, nestled in a narrow, sheltered valley with year-round creeks like Sonora and Woods Creek, made it an attractive location for Native American settlement and later mining activity.



The region was originally home to the indigenous Mi-Wuk people, who used the valley as a winter encampment. As the influx of miners and settlers grew, the Mi-Wuk gradually moved their camps to the higher elevations. News of gold discoveries in Sonora spread rapidly, drawing hopeful prospectors from the East Coast and around the world. Many endured grueling voyages that took them across the Isthmus of Panama and onward to San Francisco, followed by a schooner trip to Stockton and a final dusty stagecoach ride into the foothills.

Early Sonora was a bustling tent town with dirt streets and limited accommodations, but its prosperity through the late 1800s and early 1900s left a lasting architectural legacy. Many of the historic homes and buildings still standing today, such as the Sonora Opera Hall, date back to that era. In recognition of its historical and cultural significance, Sonora was designated as one of California's first "Main Street" cities in 1986, part of a statewide program to preserve and revitalize downtown districts. Today, downtown Sonora retains much of its 19th-century charm, with its narrow streets, preserved architecture, and unique character drawing visitors from across the globe.

While Sonora's economy was historically driven by the mining and timber industries, the City has successfully transitioned to a modern economy anchored in tourism, small business, and public services. Located just a short drive from Yosemite National Park, Sonora serves as a key hub for visitors exploring the Sierra Nevada foothills and surrounding natural landmarks.

Sonora is governed by a City Council consisting of five council members, including a Mayor, and operates under a Council-Administrator form of government. The City Council sets policy and adopts the City budget, while a City Administrator, appointed by the Council, is responsible for implementing those policies and managing day-to-day operations. As of FY26/27, Ann Segerstrom serves as Mayor, and Christopher Gorsky as City Administrator.

From its gold rush origins to its role today as a welcoming, historically rich community, Sonora remains true to its nickname, "Queen of the Southern Mines", offering a unique blend of heritage, beauty, and small-town vitality. It stands as a testament to resilience, adaptation, and the enduring appeal of California's historic foothill communities.

CITYWIDE BUDGET SUMMARIES

Citywide Budget Summaries

Citywide Expenditures by Fund

The Citywide Budget Summary provides a comprehensive overview of the City's financial plan across all funds, including governmental, enterprise, and special revenue funds. This section presents total revenues, expenditures, and fund balances, offering a consolidated view of the City's overall fiscal position.

By combining all funding sources and uses, this summary highlights how resources are allocated to support core services such as public safety, infrastructure, administration, and community services. It is intended to give the City Council and the public a clear understanding of the full scope of City operations beyond the General Fund.

While individual funds are accounted for separately to ensure proper financial management and compliance, this section illustrates the interconnected nature of the City's finances and the collective investment being made to support the community.

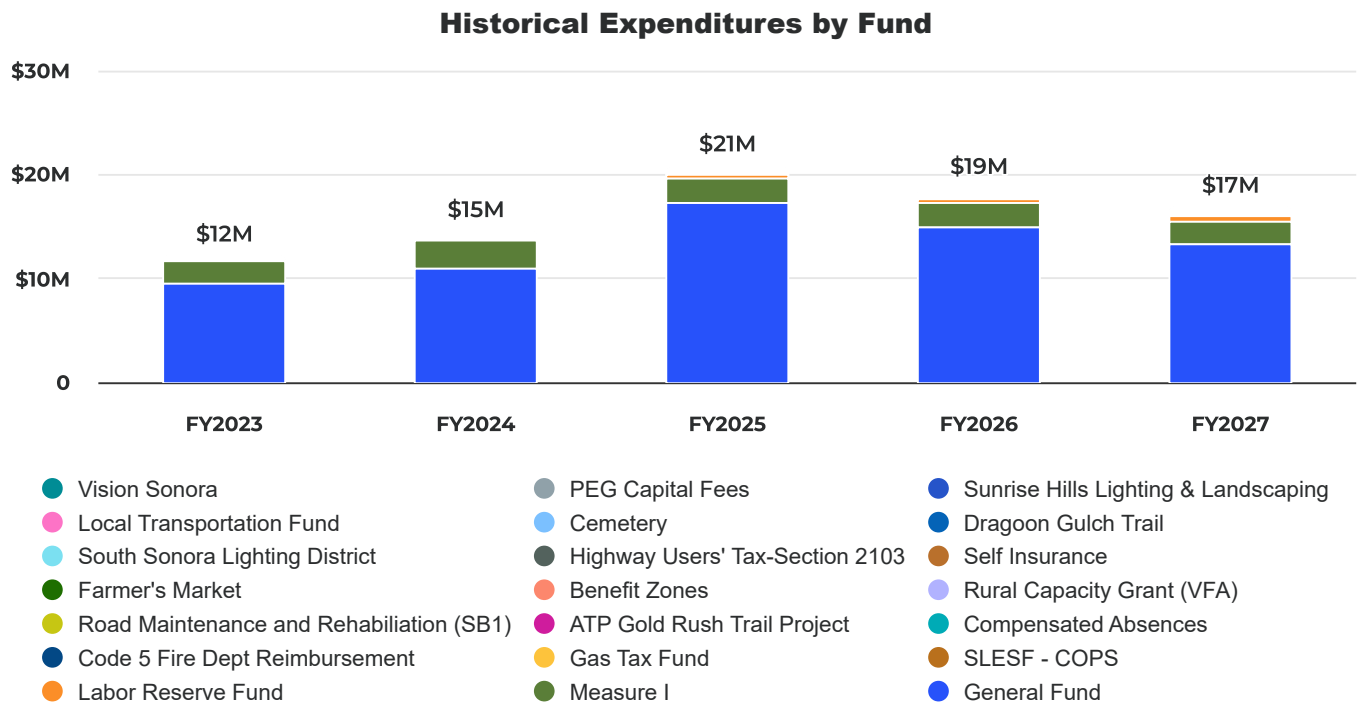

Citywide Expenditures by Fund

Category	FY25/26 Actual	FY25/26 Budget	FY26/27 Budget	FY25/26 Budget vs. FY26/27 Budget (% Change)
Dragoon Gulch Trail	$ 15,955	$ 35,400	$ 13,400	-62.1%
Dragoon Gulch	$ 15,955	$ 35,400	$ 13,400	-62.1%
General Fund	$ 14,904,051	$ 16,526,725	$ 13,293,150	-19.6%
City Council	$ 398,209	$ 410,000	$ 408,900	-0.3%
City Clerk	$ 123,113	$ 130,700	$ 128,700	-1.5%
Building and Planning	$ 857,054	$ 1,098,500	$ 886,500	-19.3%
Engineering	$ 486,012	$ 678,500	$ 362,000	-46.6%

Category	FY25/26 Actual	FY25/26 Budget	FY26/27 Budget	FY25/26 Budget vs. FY26/27 Budget (% Change)
Administration	$ 348,509	$ 384,350	$ 390,300	1.5%
Capital Projects	$ 1,874,550	$ 2,133,400	-	-100.0%
Finance	$ 761,750	$ 789,250	$ 824,500	4.5%
Information Technology	$ 40,478	$ 79,250	$ 66,250	-16.4%
General Services	$ 1,114,274	$ 1,118,625	$ 861,700	-23.0%
Police Admin	$ 5,070,166	$ 5,244,750	$ 5,586,200	6.5%
Sonora Fire Department	$ 2,099,889	$ 2,322,450	$ 2,259,300	-2.7%
Public Works	$ 1,572,464	$ 1,934,950	$ 1,327,550	-31.4%
Facilities	$ 29,359	$ 35,800	$ 35,650	-0.4%
Parks Landscaping	$ 36,177	$ 40,500	$ 39,900	-1.5%
Parking Lots	$ 14,585	$ 17,500	$ 17,500	-
Cemetery	$ 42,172	$ 58,800	$ 58,300	-0.9%
Opera Hall	$ 35,290	$ 49,400	$ 39,900	-19.2%
Compensated Absences	$ 263,900	-	-	-
Reserves	$ 263,900	-	-	-
Farmer's Market	$ 29,348	$ 36,000	$ 38,000	5.6%
Farmer's Market	$ 29,348	$ 36,000	$ 38,000	5.6%
Gas Tax Fund	$ 110,000	$ 110,000	$ 110,000	-
Highway Users Tax	$ 110,000	$ 110,000	$ 110,000	-
Self Insurance	$ 17,570	$ 33,000	$ 33,000	-
City Clerk	$ 760	$ 1,000	$ 1,000	-
Building and Planning	$ 1,086	$ 2,000	$ 2,000	-
Administration	$ 449	$ 1,000	$ 1,000	-
Finance	$ 2,653	$ 3,000	$ 3,000	-
General Services	$ 1,947	$ 2,000	$ 2,000	-
Police Admin	$ 9,054	$ 16,000	$ 16,000	-
Sonora Fire Department	$ 1,063	$ 5,000	$ 5,000	-
Public Works	$ 558	$ 3,000	$ 3,000	-
Benefit Zones	$ 62,334	$ 60,600	$ 60,000	-1.0%
Benefit Zone A	$ 26,167	$ 30,300	$ 25,000	-17.5%
Benefit Zone B	$ 36,167	$ 30,300	$ 35,000	15.5%
Highway Users' Tax-Section 2103	-	$ 112,500	$ 112,500	-
Highway Users Tax	-	$ 112,500	$ 112,500	-
Code 5 Fire Dept Reimbursement	$ 45,358	$ 85,350	$ 50,000	-41.4%
Sonora Fire Department	$ 45,358	$ 85,350	$ 50,000	-41.4%
Labor Reserve Fund	$ 306,800	$ 306,800	$ 496,500	61.8%
Reserves	$ 306,800	$ 306,800	$ 496,500	61.8%
Road Maintenance and Rehabiliation	$ 95,850	$ 216,000	$ 165,000	-23.6%

Category	FY25/26 Actual	FY25/26 Budget	FY26/27 Budget	FY25/26 Budget vs. FY26/27 Budget (% Change)
(SB1)				
Road Maintenance	$ 95,850	$ 216,000	$ 165,000	-23.6%
Measure I	$ 2,350,000	$ 2,350,000	$ 2,167,300	-7.8%
Police Admin	$ 1,420,000	$ 1,420,000	$ 1,301,600	-8.3%
Sonora Fire Department	$ 600,000	$ 600,000	$ 539,600	-10.1%
Public Works	$ 330,000	$ 330,000	$ 326,100	-1.2%
PEG Capital Fees	-	$ 12,000	$ 12,000	-
Public, Educ & Govt Fee	-	$ 12,000	$ 12,000	-
ATP Gold Rush Trail Project	$ 164,291	$ 175,000	-	-100.0%
Capital Projects	$ 164,291	$ 175,000	-	-100.0%
Rural Capacity Grant (VFA)	$ 27,714	$ 35,000	-	-100.0%
Sonora Fire Department	$ 27,714	$ 35,000	-	-100.0%
Cemetery	$ 15,179	$ 17,000	$ 17,000	-
Cemetery	$ 15,179	$ 17,000	$ 17,000	-
SLESF - COPS	$ 195,000	$ 195,000	$ 205,000	5.1%
Police Admin	$ 195,000	$ 195,000	$ 205,000	5.1%
South Sonora Lighting District	$ 31,743	$ 33,000	$ 33,000	-
Lighting District	$ 31,743	$ 33,000	$ 33,000	-
Sunrise Hills Lighting & Landscaping	$ 3,632	$ 4,800	$ 4,800	-
Unit#1 Residential	$ 2,433	$ 3,200	$ 3,200	-
Unit#2 Commercial	$ 1,199	$ 1,600	$ 1,600	-
Total Expenditures	**$ 18,638,725**	**$ 20,344,175**	**$ 16,810,650**	**-17.4%**

Citywide Revenues by Fund

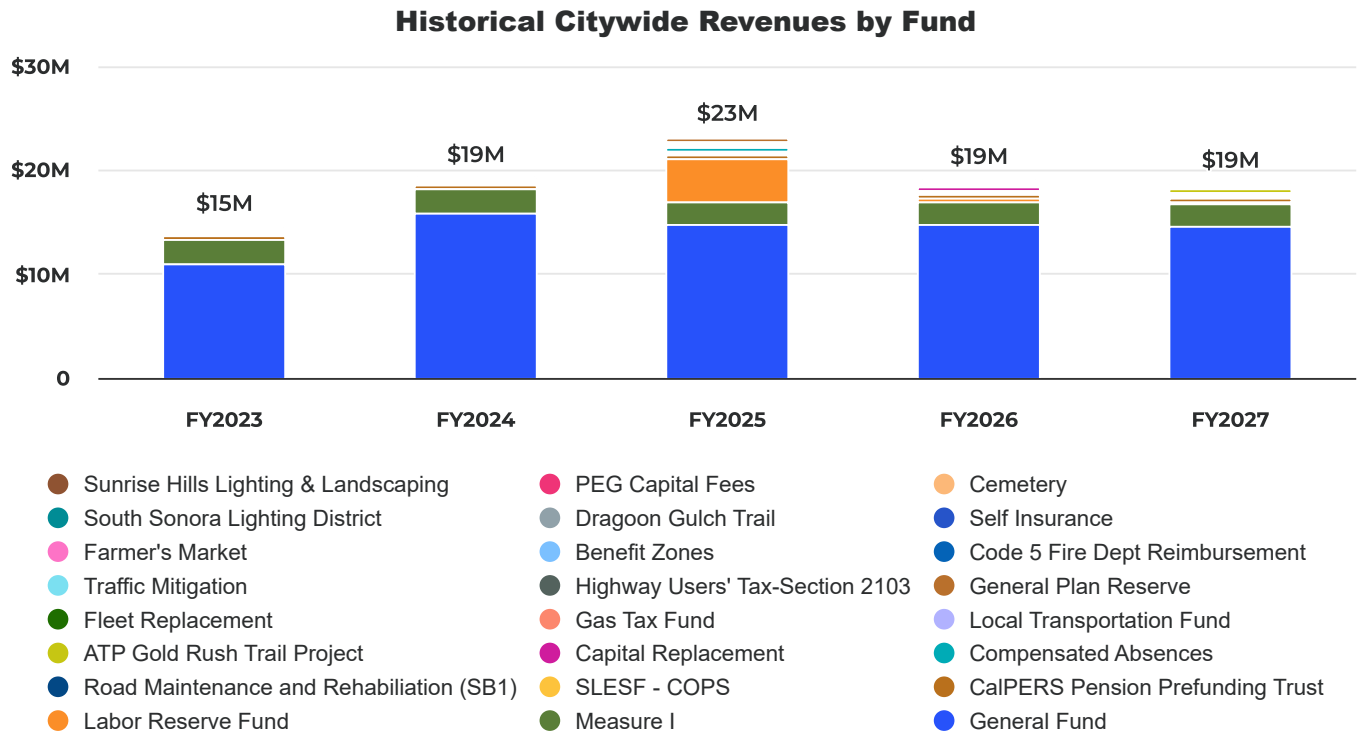

Citywide Revenues by Fund

Category	FY25/26 Actual	FY25/26 Budget	FY26/27 Budget	FY25/26 Budget vs. FY26/27 Budget (% Change)
Dragoon Gulch Trail	$ 14,511	$ 14,900	$ 14,900	-
Dragoon Gulch	$ 14,511	$ 14,900	$ 14,900	-
General Fund	$ 14,772,097	$ 14,691,040	$ 14,524,000	-1.1%
Building and Planning	$ 105,399	$ 144,200	$ 127,100	-11.9%
Finance	$ 1,672,820	$ 1,601,940	$ 1,489,300	-7.0%
General Services	$ 10,057,558	$ 9,970,200	$ 10,140,500	1.7%
Police Admin	$ 1,771,661	$ 1,804,400	$ 1,660,600	-8.0%
Sonora Fire Department	$ 625,234	$ 628,200	$ 567,800	-9.6%
Public Works	$ 485,876	$ 484,400	$ 483,100	-0.3%
Parks Landscaping	$ 2,500	$ 3,200	$ 3,200	-
Parking Lots	$ 27,424	$ 33,000	$ 30,000	-9.1%
Cemetery	$ 15,200	$ 15,000	$ 14,900	-0.7%
Opera Hall	$ 8,425	$ 6,500	$ 7,500	15.4%
CalPERS Pension Prefunding Trust	$ 368,327	$ 340,000	$ 202,000	-40.6%
Reserves	$ 368,327	$ 340,000	$ 202,000	-40.6%
Compensated Absences	$ 17,285	$ 18,600	$ 282,500	1,418.8%
Reserves	$ 17,285	$ 18,600	$ 282,500	1,418.8%
Farmer's Market	$ 36,208	$ 36,000	$ 38,000	5.6%
Farmer's Market	$ 36,208	$ 36,000	$ 38,000	5.6%

Category	FY25/26 Actual	FY25/26 Budget	FY26/27 Budget	FY25/26 Budget vs. FY26/27 Budget (% Change)
Gas Tax Fund	$ 107,978	$ 113,550	$ 115,500	1.7%
Highway Users Tax	$ 107,978	$ 113,550	$ 115,500	1.7%
Self Insurance	$ 17,570	$ 33,000	$ 33,000	-
Building and Planning	$ 1,086	$ 2,000	$ 2,000	-
Administration	$ 449	$ 1,000	$ 1,000	-
Finance	$ 2,653	$ 3,000	$ 3,000	-
General Services	$ 1,947	$ 2,000	$ 2,000	-
Police Admin	$ 9,054	$ 16,000	$ 16,000	-
Sonora Fire Department	$ 1,063	$ 5,000	$ 5,000	-
Public Works	$ 558	$ 3,000	$ 3,000	-
City Clerk	$ 760	$ 1,000	$ 1,000	-
Benefit Zones	$ 29,605	$ 37,300	$ 37,300	-
Benefit Zone A	$ 12,975	$ 15,700	$ 15,700	-
Benefit Zone B	$ 16,630	$ 21,600	$ 21,600	-
Highway Users' Tax-Section 2103	$ 61,194	$ 57,800	$ 63,100	9.2%
Highway Users Tax	$ 61,194	$ 57,800	$ 63,100	9.2%
Local Transportation Fund	$ 98,471	$ 100,000	$ 265,000	165.0%
Road Maintenance	$ 98,471	$ 100,000	$ 265,000	165.0%
Code 5 Fire Dept Reimbursement	$ 13,815	$ 63,815	$ 50,000	-21.6%
Sonora Fire Department	$ 13,815	$ 63,815	$ 50,000	-21.6%
Labor Reserve Fund	$ 293,396	$ 296,000	$ 289,500	-2.2%
Reserves	$ 293,396	$ 296,000	$ 289,500	-2.2%
Fleet Replacement	$ 113,793	$ 110,400	$ 11,500	-89.6%
Reserves	$ 113,793	$ 110,400	$ 11,500	-89.6%
Road Maintenance and Rehabiliation (SB1)	$ 152,370	$ 151,000	$ 170,900	13.2%
Road Maintenance	$ 152,370	$ 151,000	$ 170,900	13.2%
Measure I	$ 2,148,547	$ 2,131,400	$ 2,172,800	1.9%
Police Admin	$ 1,290,078	$ 1,279,800	$ 1,305,200	2.0%
Sonora Fire Department	$ 535,090	$ 530,500	$ 541,500	2.1%
Public Works	$ 323,379	$ 321,100	$ 326,100	1.6%
Traffic Mitigation	$ 44,184	$ 55,000	$ 53,900	-2.0%
Mitigation	$ 44,184	$ 55,000	$ 53,900	-2.0%
PEG Capital Fees	$ 9,564	$ 10,000	$ 9,900	-1.0%
Public, Educ & Govt Fee	$ 9,564	$ 10,000	$ 9,900	-1.0%
ATP Gold Rush Trail Project	$ 161,531	$ 421,000	$ 250,000	-40.6%
Capital Projects	$ 161,531	$ 421,000	$ 250,000	-40.6%

Category	FY25/26 Actual	FY25/26 Budget	FY26/27 Budget	FY25/26 Budget vs. FY26/27 Budget (% Change)
Cemetery	$ 10,159	$ 13,200	$ 13,000	-1.5%
Cemetery	$ 10,159	$ 13,200	$ 13,000	-1.5%
SLESF - COPS	$ 201,168	$ 185,000	$ 200,000	8.1%
Police Admin	$ 201,168	$ 185,000	$ 200,000	8.1%
South Sonora Lighting District	$ 17,159	$ 17,300	$ 18,600	7.5%
Lighting District	$ 17,159	$ 17,300	$ 18,600	7.5%
Sunrise Hills Lighting & Landscaping	$ 2,940	$ 4,200	$ 4,200	-
Unit#1 Residential	$ 2,474	$ 4,000	$ 4,000	-
Unit#2 Commercial	$ 466	$ 200	$ 200	-
Capital Replacement	$ 377,721	$ 408,000	$ 8,700	-97.9%
Reserves	$ 377,721	$ 408,000	$ 8,700	-97.9%
General Plan Reserve	$ 11,301	$ 11,000	$ 12,100	10.0%
Reserves	$ 11,301	$ 11,000	$ 12,100	10.0%
Total Revenues	**$ 19,080,894**	**$ 19,319,505**	**$ 18,840,400**	**-2.5%**

Funds Summary Overview

The following section provides summaries of the City's major funds, which serve as the primary financial units used to account for specific sources of revenue and their corresponding expenditures. The use of funds is a fundamental component of municipal finance and allows the City to ensure that resources are tracked, managed, and utilized in accordance with legal requirements, policy direction, and the intended purpose of each funding source.

Each fund operates as a separate accounting entity, with its own set of revenues, expenditures, and fund balance. This structure enhances financial transparency and accountability by clearly identifying how resources are generated and how they are ultimately used to support City operations and services. Certain funds are legally restricted and may only be used for specific purposes, while others provide more flexibility in addressing the City's overall service needs.

The City's funds are generally categorized into several types. Governmental funds, including the General Fund and various special revenue funds, are used to account for the majority of core services such as public safety, streets, and general government operations. Special revenue funds track resources that are restricted or committed to particular programs or activities, such as transportation or grant-funded initiatives. Enterprise funds, where applicable, are used to account for services that are operated in a manner similar to private businesses, with costs supported primarily through user fees. Additional fund types may be used to manage internal services or specific long-term obligations.

The funds presented in this section represent the City's major funds, which account for the majority of financial activity and are most critical to the delivery of services to the community. These funds provide insight into the City's fiscal priorities, revenue structure, and expenditure patterns. While each fund is presented individually, it is important to recognize that the City's financial structure is interconnected, and the effective management of each fund contributes to the overall financial stability of the organization.

Understanding the purpose and function of each fund provides valuable context for evaluating the City's budget and financial condition. These summaries are intended to give the reader a clear and concise overview of how the City allocates its resources and supports its operations across different funding sources.

The following pages provide detailed information for each individual fund, including its purpose, primary revenue sources, and planned expenditures for the fiscal year.

General Fund

The General Fund is the City of Sonora's primary operating fund and its most flexible financial resource, forming the foundation of the City's annual budget. It accounts for all revenues and expenditures that are not legally restricted to special-purpose funds (such as grants or capital projects) or enterprise funds (such as those supported by user fees). As the City's largest fund, it supports essential services and day-to-day municipal operations.

General Fund revenues are derived primarily from property taxes, sales taxes, transient occupancy taxes, franchise fees, business license fees, charges for services, and other discretionary sources. These revenues are closely tied to local economic conditions and serve as key indicators of the community's overall economic health. For FY2026/27, revenues are projected to remain relatively stable, though continued economic uncertainty and moderating consumer activity underscore the need for prudent fiscal planning and conservative revenue forecasting.

The General Fund finances a wide range of core City services, including administration, administrative services, community development, engineering, City Council, City Clerk, information technology, fleet, risk management, police, fire, public works, and general services. The General Fund also supports the maintenance and utility costs of the Sonora Opera Hall facility, while operations of the venue are managed by the Chamber of Commerce.

Together, the General Fund represents the financial backbone of the City of Sonora, enabling the City to deliver consistent, high-quality services while maintaining fiscal discipline and resilience in a changing economic environment.

General Fund

General Fund Summary

In FY2025/26, the City Council approved several one-time supplemental requests that included funding for Capital Improvement Projects and other maintenance-related initiatives. These expenditures represent targeted investments to address infrastructure needs and deferred maintenance and are not part of the City's ongoing baseline operating costs. Due to limited staff capacity and available resources, not all approved projects are expected to be completed within the fiscal year. Any projects that remain unfinished will be reevaluated and may be brought forward again during the budget process as supplemental requests for future consideration.

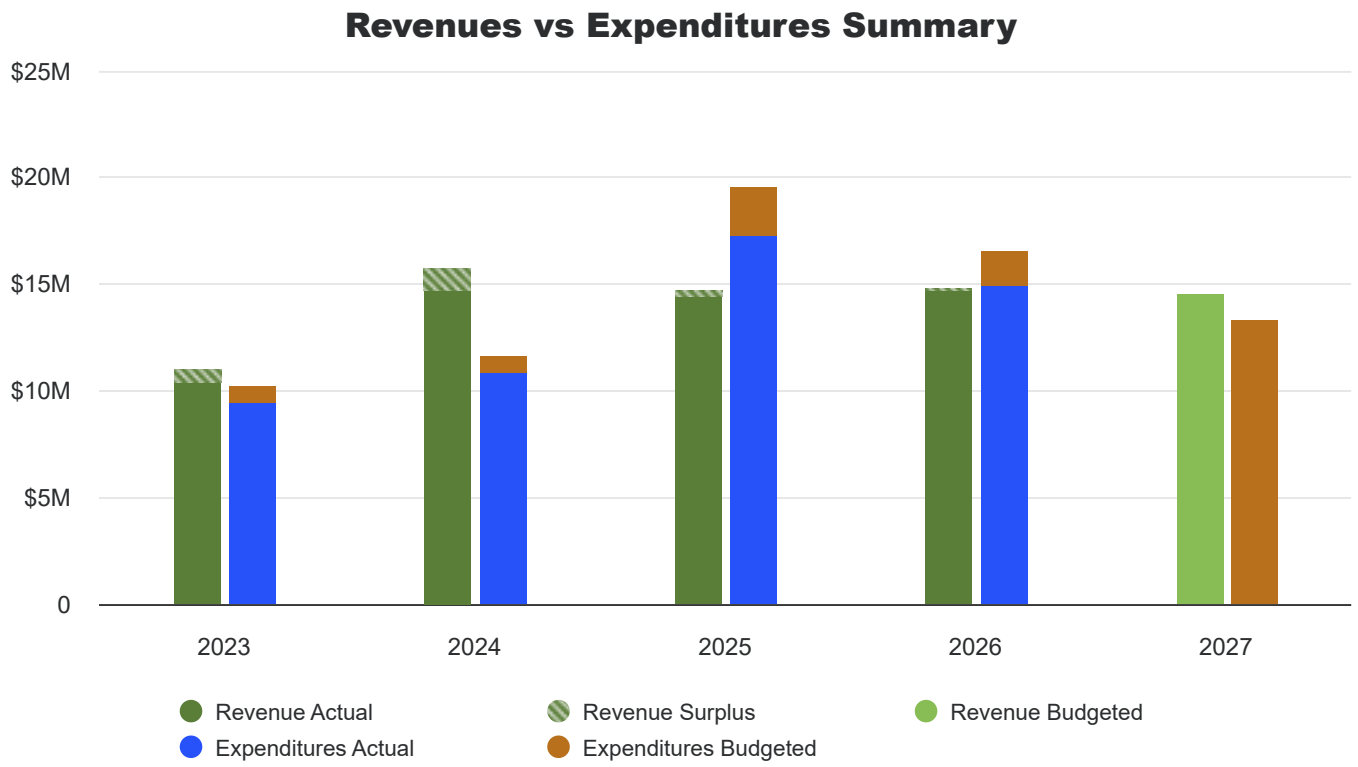

In FY2024/25, General Fund expenditures exceed revenues primarily due to planned transfers to various City reserve funds, including the California Employers' Pension Prefunding Trust (CEPPT), fleet replacement reserves, labor reserves, and other designated funds. While these transfers are recorded as expenditures, they represent a proactive financial strategy rather than a structural deficit. These actions reflect the City's commitment to setting aside resources for future obligations, capital improvements, and long-term liabilities, thereby strengthening financial stability and reducing future budgetary pressures.

General Fund Revenues by Source

General Fund Revenues by Source

Category	FY25/26 Actual	FY25/26 Budget	FY26/27 Budget	FY25/26 Budget vs. FY26/27 Budget (% Change)
Supplemental Tax Roll	$8,180	$10,000	$8,000	-20.0%
Homeowners Exemption	$3,714	$4,000	$4,000	-
Prop 172 - Public Safety	$30,185	$31,200	$31,800	1.9%
Vehicle License Fee	$7,955	$8,500	$8,700	2.4%
LAFCO Revenue	$5,976	$6,640	$6,700	0.9%
Fingerprint Services	$2,897	$4,500	$4,000	-11.1%
Property Tax Current Secured	$1,022,420	$1,001,300	$1,115,000	11.4%
Police Department Services	$22,940	$23,000	$23,000	-
Property Tax Current UnSecured	$64	$6,000	$4,000	-33.3%
Street Cleaning State Highway	$9,276	$9,400	$10,000	6.4%
Property Tax Prior Years	-	$500	$500	-
Fire Department Services	$25,134	$27,000	$27,000	-
Credit Card Fees	$2,349	$2,700	$2,500	-7.4%
Property Tax Other	-	$500	$500	-
Investment Earnings	$256,463	$275,700	$242,000	-12.2%
Insurance Premium Reimbursement	$168,714	$82,500	$15,000	-81.8%
Property Tax In Lieu of VLF	$528,490	$512,600	$518,600	1.2%
Franchise Fees	$164,503	$165,000	$165,000	-
Debris Pickup	$2,500	$3,200	$3,200	-
Miscellaneous Revenue	$13,271	$7,500	$7,500	-
Post Training Reimbursement	$21,950	$26,000	$20,000	-23.1%
Sales and Use Tax	$7,522,574	$7,478,600	$7,559,200	1.1%
Cannabis Public Benefit Fees	$667,377	$660,000	$660,000	-
Banner Installation	$5,600	$4,000	$6,000	50.0%
Rental Income	$4,400	$4,400	$4,400	-
Transfer In	$3,192,000	$3,192,000	$3,026,800	-5.2%
Transient Occupancy Tax	$687,431	$711,000	$664,000	-6.6%
Business License	$130,052	$130,000	$130,000	-
Parking Lot Rents	$27,424	$33,000	$30,000	-9.1%
Real Property Transfer Tax	$8,417	$15,000	$15,000	-
Opera Hall Rental	$8,425	$6,500	$7,500	15.4%
Grants/Donations	$63,818	$82,500	$56,000	-32.1%
Parking Permits	$5,006	$1,100	$3,000	172.7%
Sale of Property	$35,278	$1,000	$1,000	-
Building Permits	$70,497	$98,000	$88,000	-10.2%
Encroachment Permits	$15,055	$15,000	$12,000	-20.0%

Category	FY25/26 Actual	FY25/26 Budget	FY26/27 Budget	FY25/26 Budget vs. FY26/27 Budget (% Change)
Inspection Fees	$810	$1,000	$1,000	-
Zoning and Subdivision Fees	$7,555	$7,000	$8,000	14.3%
Parking Ordinance Fines	$3,179	$4,000	$4,000	-
Court Fines	$7,279	$12,000	$9,000	-25.0%
Parking Tickets	$1,269	$4,200	$4,200	-
Cemetery Receipts	$3,200	$3,000	$2,900	-3.3%
Special Events	$688	$1,000	$1,000	-
Plan Checks	$7,352	$16,000	$13,000	-18.8%
Administrative Fines	$430	$3,000	$1,000	-66.7%
Total Revenues	**$14,772,097**	**$14,691,040**	**$14,524,000**	**-1.1%**

General Fund Expenditures by Department

General Fund Expenditures by Department

Category	FY25/26 Actual	FY25/26 Budget	FY26/27 Budget	FY25/26 Budget vs. FY26/27 Budget (% Change)
City Council	$398,209	$410,000	$408,900	-0.3%
City Clerk	$123,113	$130,700	$128,700	-1.5%
Building and Planning	$857,054	$1,098,500	$886,500	-19.3%
Engineering	$486,012	$678,500	$362,000	-46.6%
Administration	$348,509	$384,350	$390,300	1.5%
Capital Projects	$1,874,550	$2,133,400	-	-100.0%
Finance	$761,750	$789,250	$824,500	4.5%
Information Technology	$40,478	$79,250	$66,250	-16.4%
General Services	$1,114,274	$1,118,625	$861,700	-23.0%
Police Admin	$5,070,166	$5,244,750	$5,586,200	6.5%
Sonora Fire Department	$2,099,889	$2,322,450	$2,259,300	-2.7%
Public Works	$1,572,464	$1,934,950	$1,327,550	-31.4%
Facilities	$29,359	$35,800	$35,650	-0.4%
Parks Landscaping	$36,177	$40,500	$39,900	-1.5%
Parking Lots	$14,585	$17,500	$17,500	-
Cemetery	$42,172	$58,800	$58,300	-0.9%
Opera Hall	$35,290	$49,400	$39,900	-19.2%
Total Expenditures	**$14,904,051**	**$16,526,725**	**$13,293,150**	**-19.6%**

General Fund Expenditures by Object

General Fund Expenditures by Object

Category	FY25/26 Actual	FY25/26 Budget	FY26/27 Budget	FY25/26 Budget vs. FY26/27 Budget (% Change)
Salaries & Benefits	$ 8,320,415	$ 8,590,950	$ 9,301,000	8.3%
Operating Expenditures	$ 5,763,797	$ 7,102,775	$ 3,397,250	-52.2%
Internal Service Charges	$ 819,839	$ 833,000	$ 594,900	-28.6%
Total Expenditures	**$ 14,904,051**	**$ 16,526,725**	**$ 13,293,150**	**-19.6%**

General Fund Balance

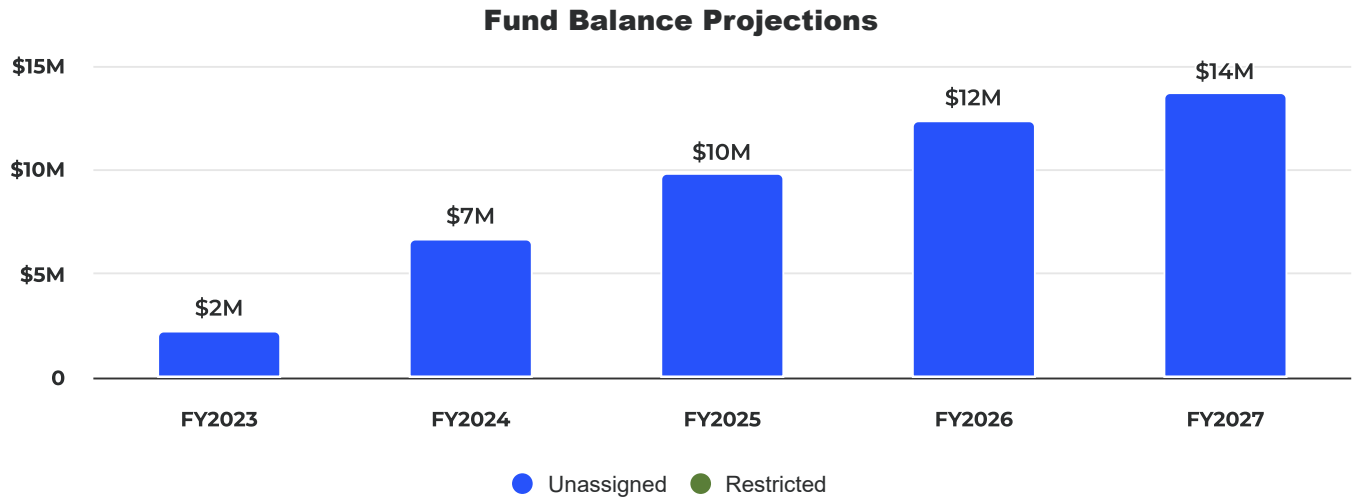

Economic Uncertainty Reserve Fund

The City of Sonora has established two formal reserve accounts under its General Fund Reserve Policy, adopted by the City Council on September 16, 2019. These reserves serve as critical tools for long-term financial stability, providing flexibility to respond to unforeseen events, economic disruptions, or emergency needs. The reserve funds consist of excess general revenues and unspent appropriations that are transferred to the reserve accounts at the end of each fiscal year and reported in the budget as a “Transfer to Reserve Fund.”
Reserve funds are not appropriated within the operating budget but are maintained as unrestricted cash balances that can be transferred into the budget when necessary to cover emergency spending, revenue shortfalls, or other unanticipated expenditures. This structure ensures that the City can preserve core services during periods of financial distress without resorting to severe cuts or borrowing. Each year during the budget process, the reserve requirement is recalculated based on 25% of the General Fund’s adjusted appropriations for that fiscal year. This recalculation ensures that the reserve remains proportional to the size and scope of the City’s operational commitments.

One of the two reserve accounts established under this policy is the Economic Uncertainty Reserve. It is specifically intended to minimize the fiscal impact of major economic uncertainties, including:

- Local disasters or emergencies
- Unexpected revenue losses
- Budget imbalances
- State or federal funding reductions
- Other unforeseen fiscal challenges

Per the reserve policy, 75% of the total required reserve amount is allocated to the Economic Uncertainty Reserve. This reserve is available for use in stabilizing the budget and maintaining City operations when revenues fall short or when unplanned expenditures arise due to external or economic factors. By maintaining this reserve, the City demonstrates a strong commitment to fiscal prudence, ensuring it can weather financial volatility and continue to deliver essential services to the community.

Economic Uncertainty Reserve Fund Balance

The fund balance of the City's reserve funds is targeted to be twenty-five percent (25%) of the budgeted fiscal year's appropriations.

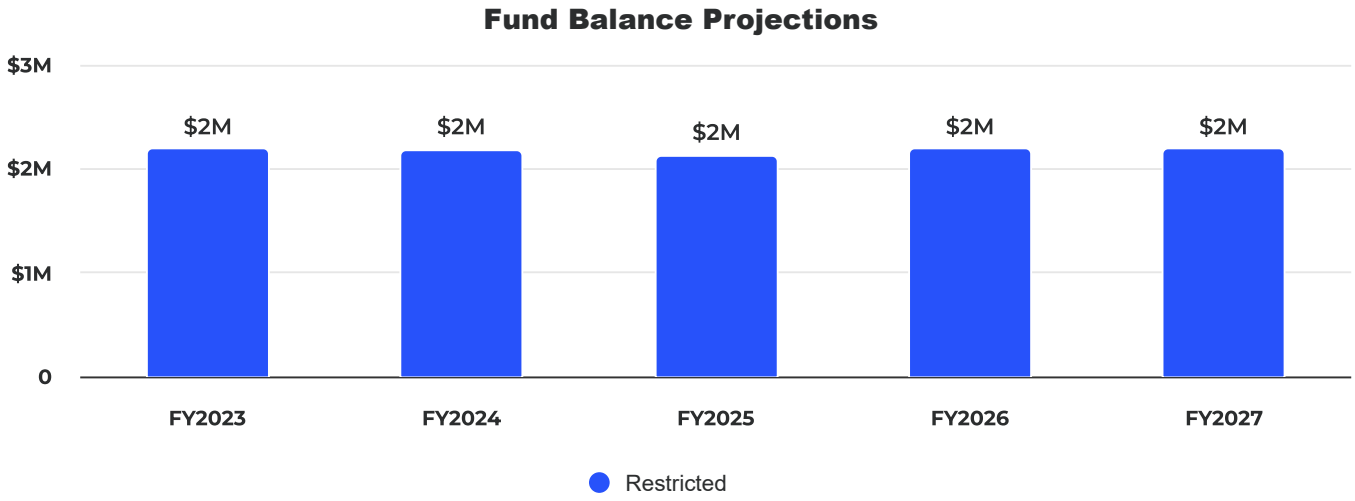

Emergency Reserve Fund

As part of its comprehensive General Fund Reserve Policy adopted on September 16, 2019, the City of Sonora established two dedicated reserve accounts to enhance financial stability and protect core services during unforeseen circumstances. These reserve funds are composed of unrestricted cash set aside outside the operating budget, funded by transfers from unspent appropriations and excess general revenues.

These funds serve as a financial safeguard, allowing the City to respond to emergencies or critical events without disrupting day-to-day operations or exhausting working capital.
The City's Financial Policies require that the total reserve balance equal a minimum of 25% of the General Fund's adjusted appropriations, recalculated annually during the budget process. This ensures that reserves remain aligned with the scale of the City's budget and service obligations.

One of the two reserve accounts established under this policy is the Emergency Reserve. This reserve is designed to cover immediate, high impact costs resulting from emergencies, disasters, or other urgent events that are not covered by the City's insurance programs and are unlikely to be reimbursed by state or federal assistance.

Specifically, 25% of the total reserve requirement (or 6.25% of General Fund appropriations) is allocated to the Emergency Reserve.

These funds are intended to:

- Cover claim costs that fall within the City's insurance deductibles.
- Respond to emergencies such as natural disasters, infrastructure failures, or public safety crises.
- Fund critical needs during events where external reimbursement is not available.

Use of Emergency Reserve funds requires approval by a majority of the City Council (three affirmative votes). However, in the event of a declared disaster, the City Administrator is authorized to expend Emergency Reserve funds without prior Council approval to ensure immediate response capabilities.

This dedicated reserve reflects the City's proactive approach to risk management, operational continuity, and community resilience, providing a critical buffer against financial and operational disruption during times of crisis.

Emergency Reserve Fund Balance

The fund balance of the City's reserve funds is targeted to be twenty-five percent (25%) of the budgeted fiscal year's appropriations.

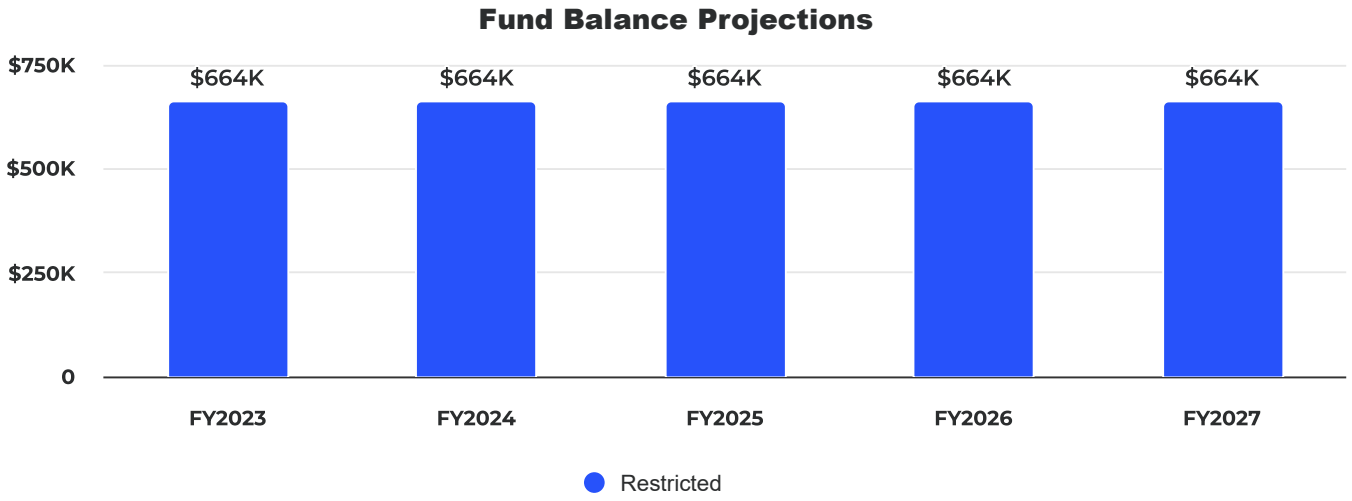

CalPERS Section 115 Prefunding Trust Fund

The CalPERS Section 115 Pension Prefunding Trust was established by the City of Sonora as a proactive strategy to manage and offset future increases in pension costs associated with the City's defined benefit retirement plan. This dedicated trust allows the City to pre-fund a portion of its CalPERS employer contributions and invest those funds in a separate, professionally managed account, outside the core CalPERS system.

By accumulating assets in the trust and generating investment earnings, the City creates a financial cushion that can be used to help stabilize future budgets, particularly during periods of economic uncertainty or rising pension rates. This trust is a flexible tool that enhances the City's ability to respond to fluctuations in pension costs without compromising core services or requiring abrupt budget adjustments.

Establishing and funding a Section 115 Trust is widely recognized as best practice in municipal financial planning.

It offers several advantages:

- Provides local control over how and when assets are used to address pension obligations.
- Helps smooth out the fiscal impact of future CalPERS rate increases.
- Supports long-term financial sustainability and planning.
- Demonstrates fiscal responsibility to residents, employees, and credit rating agencies.

As part of the FY2026/27 proposed budget, staff have recommended a contribution of $150,000 to the Section 115 Trust.

CalPERS Section 115 Prefunding Trust Revenues by Fund

Over the past three fiscal years, the City Council has made consistent contributions to the CEPPT fund as part of its long-term pension funding strategy. Each year, $150,000 has been appropriated at the time of budget adoption in June, with an additional $150,000 approved during the mid-year budget update, resulting in total annual contributions of $300,000.

This ongoing commitment reflects the City's proactive approach to managing its pension liabilities and strengthening its long-term financial position.

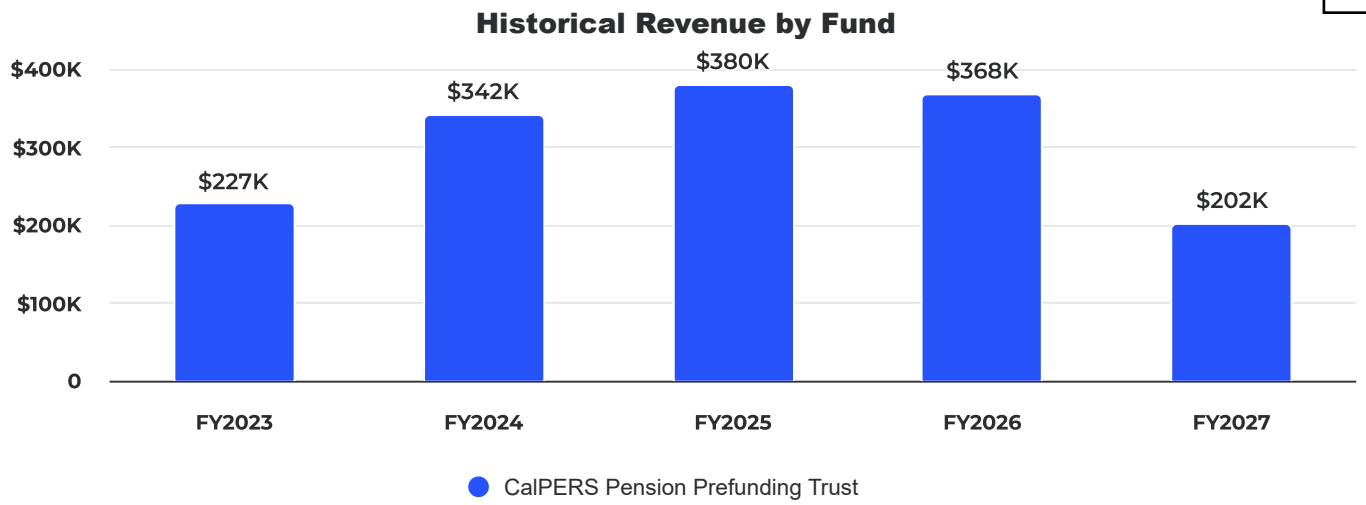

The revenues include transfers from the General Fund to the trust and Investment Earnings.

CalPERS Section 115 Prefunding Trust Fund Balance

The increase in the CalPERS Section 115 Pension Trust (CEPPT) fund balance reflects the City's continued commitment to proactively managing its long-term pension obligations. By making regular contributions to the CEPPT, the City is setting aside resources in advance to offset future increases in required CalPERS contributions.

This growing balance is a positive indicator of the City's fiscal health and long-term planning, as it provides a financial buffer to smooth out pension cost volatility, reduce future budgetary impacts, and improve overall funding stability. In addition, maintaining a well-funded pension trust can enhance the City's financial position by demonstrating prudent fiscal management and helping to mitigate the effects of market fluctuations on pension liabilities.

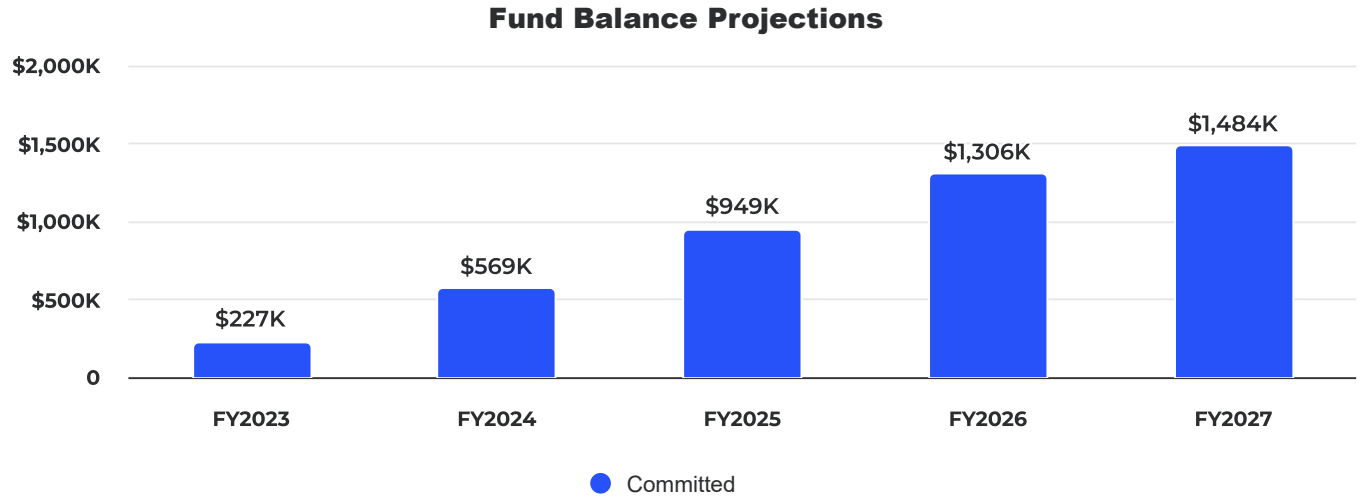

Fleet Replacement Reserve Fund

The Fleet Replacement Reserve Fund is a dedicated savings fund established to ensure the City of Sonora can meet the long-term cost of replacing its municipal vehicle fleet without placing sudden or unexpected strain on the City's operating budget. Rather than scrambling to find funding when a vehicle reaches the end of its useful life, the City contributes to this reserve fund on an ongoing basis, steadily building the resources needed to replace fleet assets when the time comes.

The City's fleet represents a significant public investment and includes vehicles and equipment critical to delivering essential services across multiple departments, from police patrol vehicles and fire apparatus to the heavy-duty trucks and equipment relied upon by Public Works to maintain the City's roads and infrastructure. These assets are expensive to replace, have long service lives, and must be ready to perform when needed. Planned, disciplined saving through this reserve fund is a responsible alternative to deferring replacements, which can lead to higher maintenance costs, equipment failures, and service disruptions.

Funds accumulate in this reserve through annual contributions and interest earnings and are drawn upon when scheduled fleet replacements are authorized and funded. By planning ahead, the City protects both its service delivery capacity and its long-term fiscal health.

Fleet Replacement Reserve Revenues by Fund

Revenue in the Fleet Replacement Reserve does not follow a consistent or predictable annual pattern. Instead, it varies from year to year based on two primary sources:

City Council Transfers – The primary source of funding for the reserve is discretionary transfers approved by the City Council as part of the budget process. These contributions are made based on available resources and long-term planning needs rather than on a fixed schedule. As a result, in years when no transfer is approved, no transfer revenue is recorded.

Interest Earnings – The reserve also generates interest income based on the balance of funds held. Interest earnings fluctuate depending on the size of the reserve. When the balance is higher, interest earnings increase; when funds are used for major fleet purchases and the balance is reduced, interest earnings decline accordingly.

Because these revenues depend on policy decisions and available balances, the overall revenue profile of the Fleet Replacement Reserve can vary significantly from year to year. Periods of higher revenue typically reflect Council contributions, while other years may show only modest interest earnings. This variability is expected and reflects the City’s strategic approach of building and using reserves over time to fund major vehicle and equipment replacements.

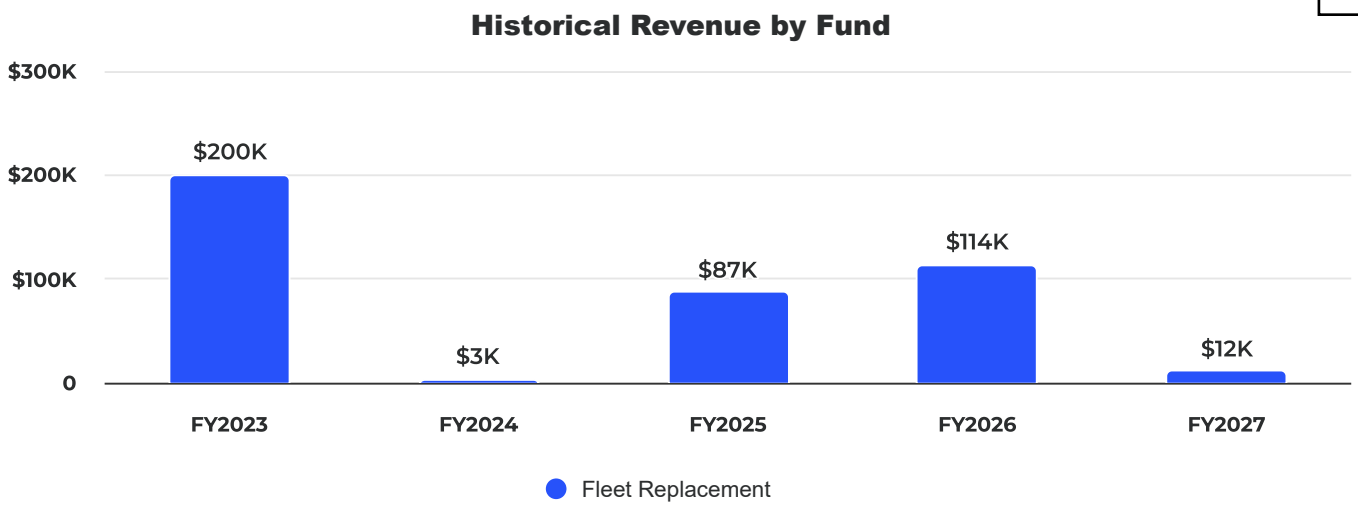

Fleet Replacement Reserve Fund Balance

The fund balance in the Fleet Replacement Reserve has grown since its establishment in FY2022/23. As this is a newly created reserve, there have been no transfers out of the fund to date, meaning no fleet replacements have yet been funded from the reserve.

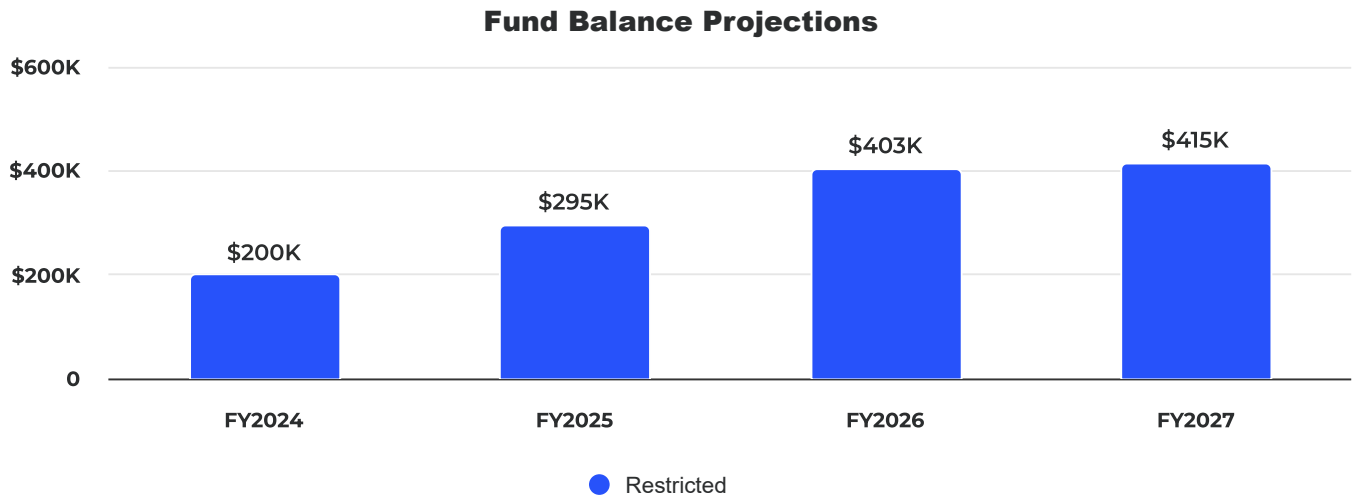

Capital Replacement Reserve Fund

The Capital Replacement Reserve was established in FY2023/24 and is still in its early accumulation phase. As this is a newly created reserve, no transfers have occurred to date, meaning the fund balance represents the full value of all contributions and earnings since inception.

Revenue into the reserve is inherently lumpy, occurring only when the City Council approves and directs a formal transfer into the fund. Outside those Council-approved contributions, the reserve earns interest based on the balance held in the fund at any given time.

Capital Replacement Reserve Revenues by Fund

Revenue in the Capital Replacement Reserve does not follow a consistent or predictable annual pattern. Instead, it varies from year to year based on two primary sources:

City Council Transfers – The primary source of funding for the reserve is discretionary transfers approved by the City Council as part of the budget process. These contributions are made based on available resources and long-term planning needs rather than on a fixed schedule. As a result, in years when no transfer is approved, no transfer revenue is recorded.

Interest Earnings – The reserve also generates interest income based on the balance of funds held. Interest earnings fluctuate depending on the size of the reserve. When the balance is higher, interest earnings increase; when funds are used for major capital improvements, the balance is reduced, and interest earnings decline accordingly.

Because these revenues depend on policy decisions and available balances, the overall revenue profile of the Capital Replacement Reserve can vary significantly from year to year. Periods of higher revenue typically reflect Council contributions, while other years may show only modest interest earnings. This variability is expected and reflects the City's strategic approach of building and using reserves over time to fund major capital improvement projects.

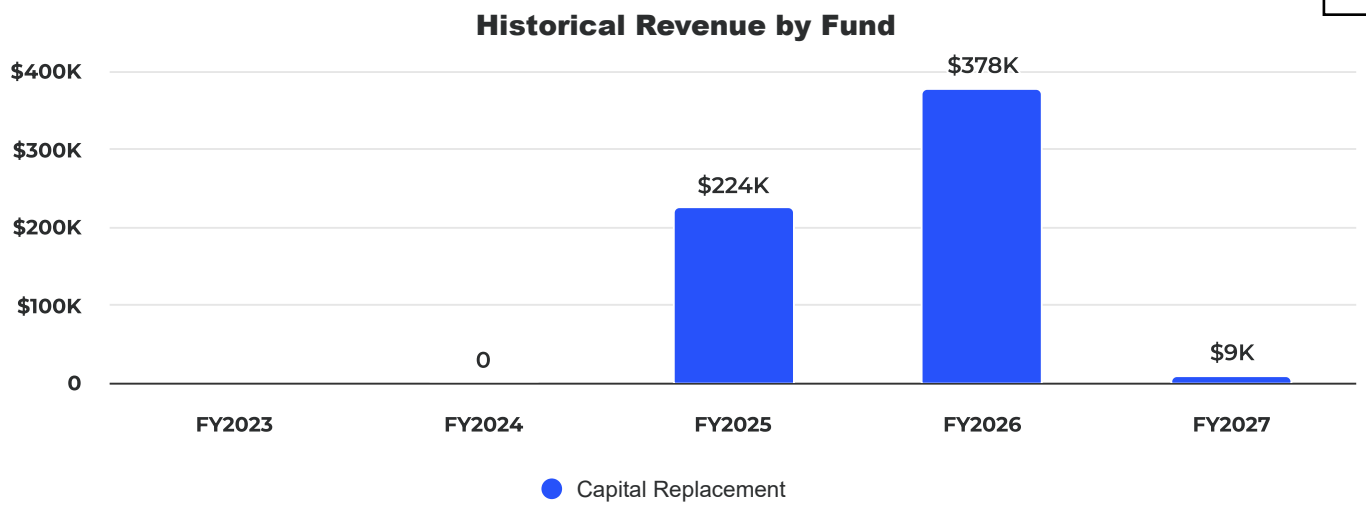

Capital Replacement Reserve Fund Balance

The fund balance in the Capital Replacement Reserve has grown since its establishment in FY2023/24. As this is a recently created reserve, there have been no transfers out of the fund to date, meaning no capital replacements have yet been funded from the reserve.

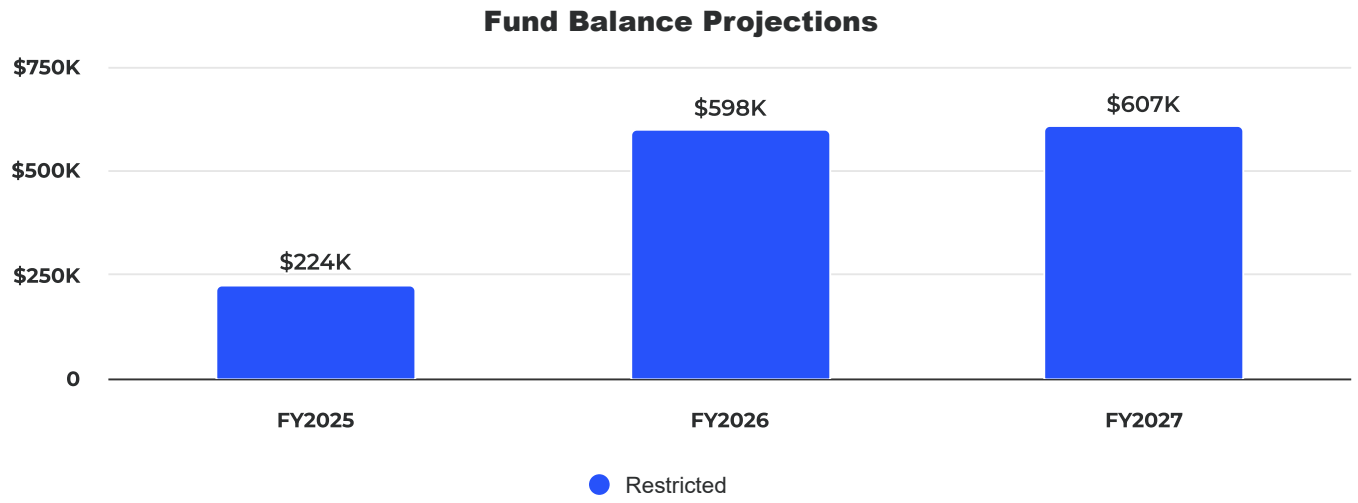

Labor Reserve Fund

The Labor Reserve Fund was established to help the City absorb and defray the costs associated with new labor agreements aimed at aligning personnel salaries more competitively with market wages. As the City worked to attract and retain a qualified workforce, these renegotiated agreements represented a meaningful step toward ensuring compensation reflects the demands of today's labor market.

To fund this reserve, the City Council directed unspent revenues from Measure Y, the voter-approved 1% local sales tax, into the Labor Reserve Fund. During Measure Y's inaugural year, the City was still building the organizational capacity and infrastructure needed to deploy these new resources effectively. As a result, a significant portion of first-year Measure Y revenues went unspent, providing a natural and timely opportunity to seed the Labor Reserve Fund without impacting other planned expenditures.

By channeling these surplus funds into the Labor Reserve, the City Council demonstrated fiscal prudence, ensuring that the one-time availability of unspent revenues was put to productive long-term use in supporting the City's most critical asset, its workforce.

Summary

Following the initial funding in FY2024/25 of $4.01M, the Labor Reserve Fund will be maintained through an annual contribution of $150,000, along with interest earnings generated from the fund’s balance.

The purpose of the reserve is to help offset the ongoing cost increases associated with employee compensation agreements. Each year, an amount equivalent to the incremental increase in General Fund expenditures resulting from approved Memorandums of Understanding (MOUs) will be transferred from the reserve back to the General Fund.

This structure allows the City to smooth the financial impact of negotiated salary increases over time, providing greater budget stability and reducing the risk of sudden increases in operating costs.

Labor Reserve Revenues by Fund

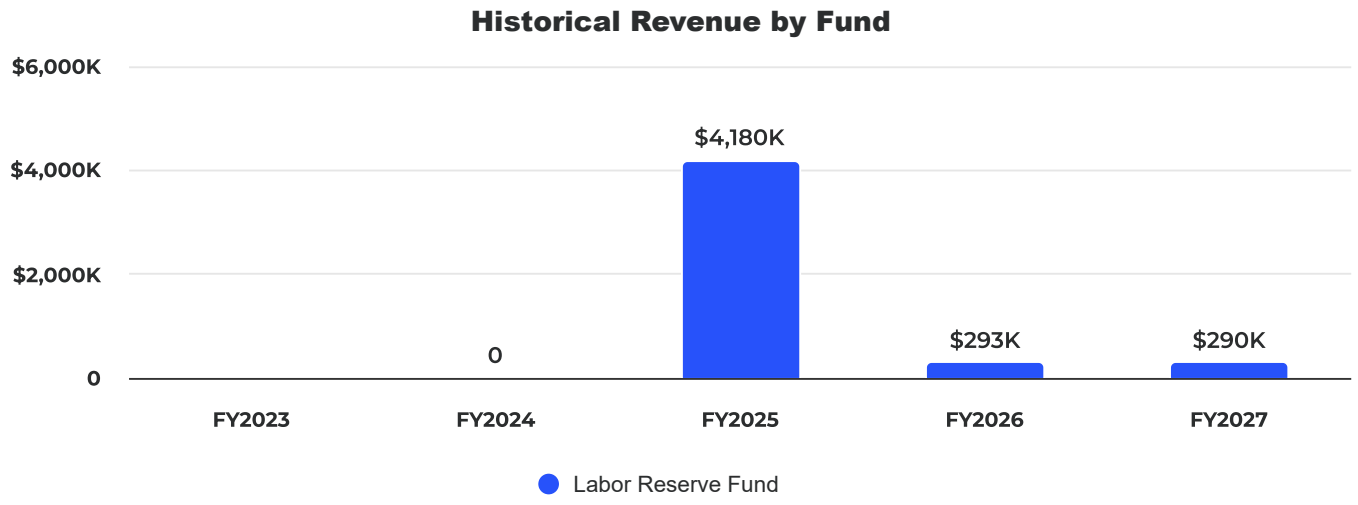

Labor Reserve Expenditures by Fund

The Expenditure represents the amount equivalent to the incremental increase in General Fund expenditures resulting from approved Memorandums of Understanding (MOUs) for the fiscal year.

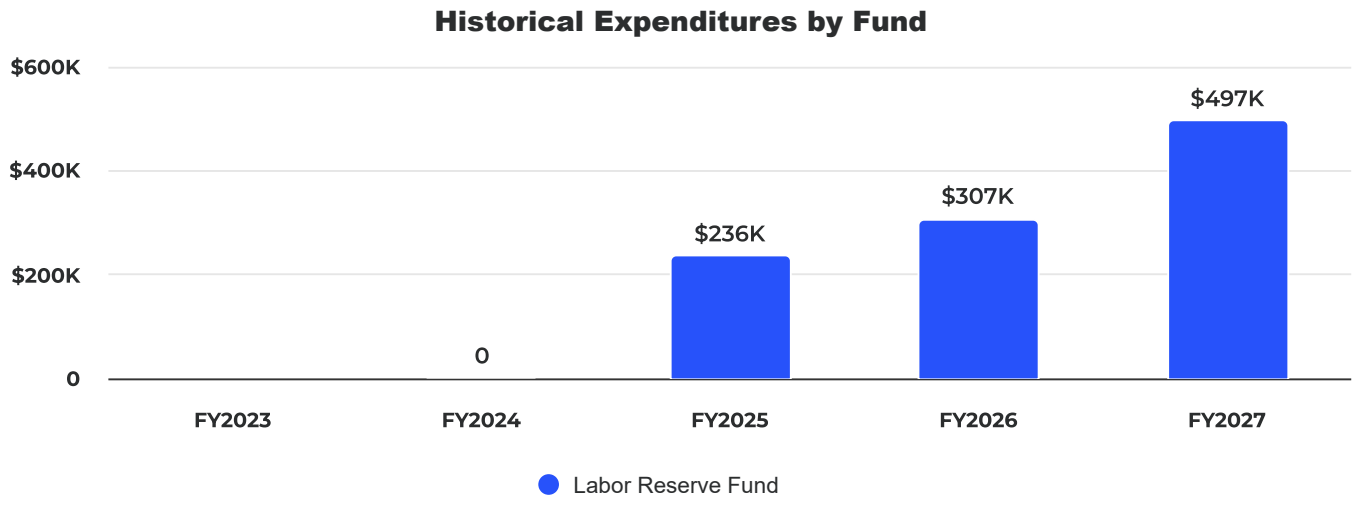

Labor Reserve Fund Balance

Over time, the fund balance of the Labor Reserve Fund is expected to gradually decline as resources are used to offset the increased salary costs associated with the approved Memorandums of Understanding. While annual contributions and interest earnings provide ongoing support, the planned use of the reserve to subsidize these costs will reduce the available balance year over year.

Based on current projections, the fund is intended to serve as a temporary financial tool and is expected to be drawn down over approximately eight to ten years from its inception. This approach allows the City to manage the transition to higher ongoing labor costs in a measured and fiscally responsible manner, while providing time to incorporate these costs into the General Fund on a sustainable, long-term basis.

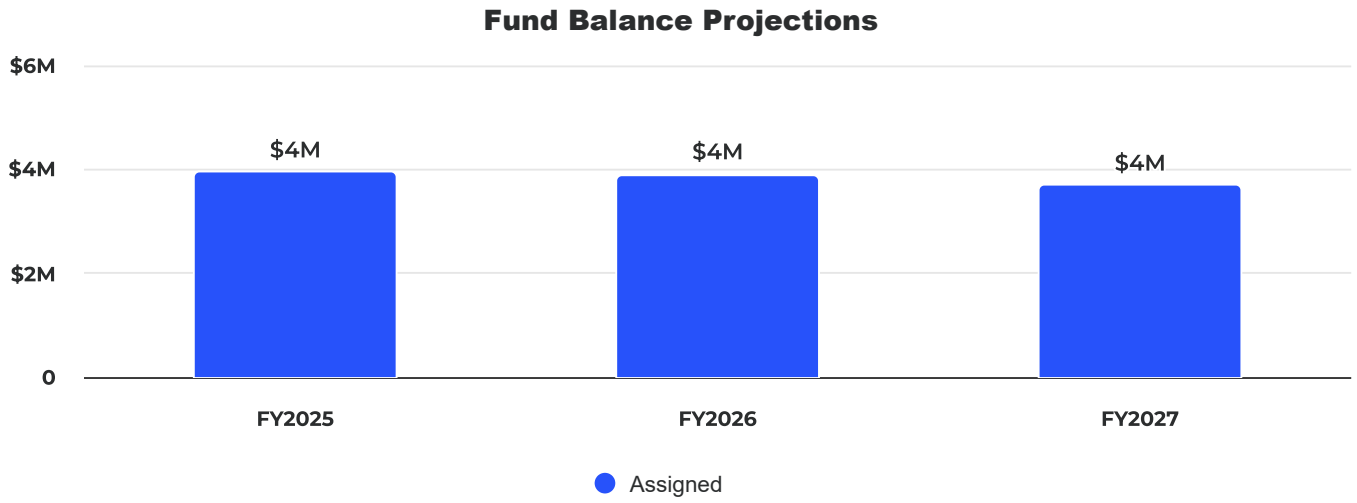

General Plan Reserve Fund

The General Plan Reserve has been established to accumulate funding for the City's next comprehensive General Plan update. State law requires periodic updates to the General Plan, and a full update can cost in excess of $1 million, placing a significant financial burden on a small city if funded in a single year.

To address this, the City is taking a proactive and strategic approach by setting aside funds over time. By gradually building this reserve, the City can spread the cost across multiple years, reducing the impact on the General Fund and avoiding the need for large, one-time expenditures or external financing. This approach supports long-term financial planning and ensures the City will be prepared to undertake this critical planning effort when required.

General Plan Reserve Revenues by Fund

Revenue in the General Plan Reserve does not follow a consistent or predictable annual pattern. Instead, it varies from year to year based on two primary sources:

City Council Transfers – The primary source of funding for the reserve is discretionary transfers approved by the City Council as part of the budget process. These contributions are made based on available resources and long-term planning needs rather than on a fixed schedule. As a result, in years when no transfer is approved, no transfer revenue is recorded.

Interest Earnings – The reserve also generates interest income based on the balance of funds held. Interest earnings fluctuate depending on the size of the reserve. When the balance is higher, interest earnings increase; when funds are used, the balance is reduced, and interest earnings decline accordingly.

Because these revenues depend on policy decisions and available balances, the overall revenue profile of the Reserve can vary significantly from year to year. Periods of higher revenue typically reflect Council contributions, while other years may show only modest interest earnings. This variability is expected and reflects the City's strategic approach of building and using reserves over time to fund a comprehensive general plan update. An initial contribution was made in FY2024/25 for $300,000.

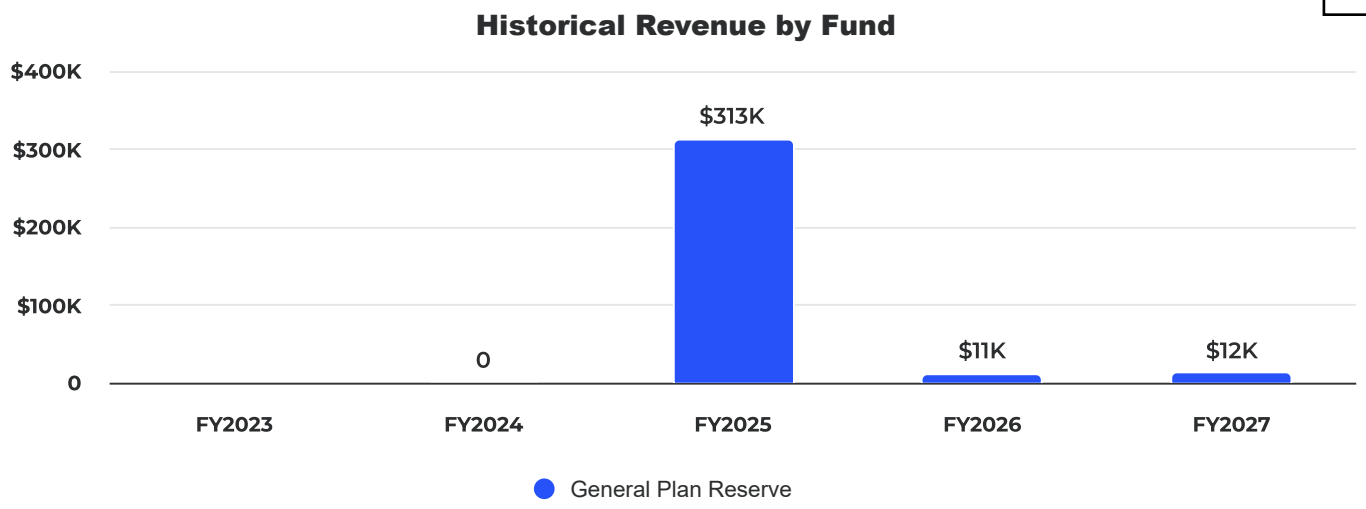

General Plan Reserve Fund Balance

The fund balance in the General Plan Reserve has grown since its establishment in FY2024/25. As this is a recently created reserve, there have been no transfers out of the fund to date, meaning no expenditures have been funded from the reserve.

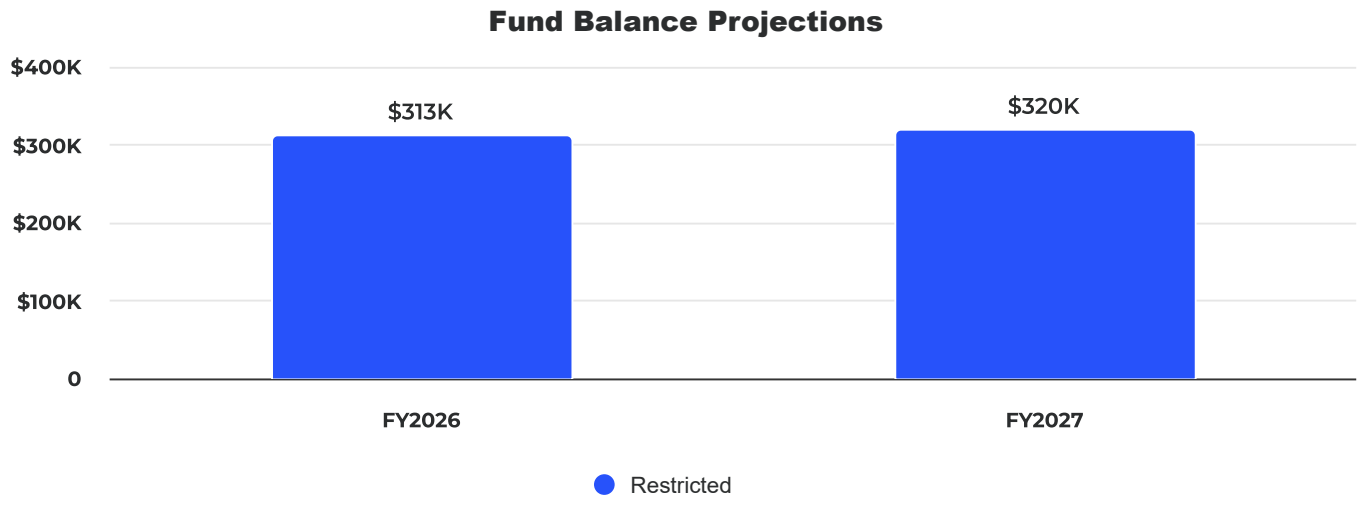

Internal Service Funds

Internal Service Funds are used to account for services the City provides to itself, rather than purchasing those services from outside vendors. By managing certain functions internally, the City can better control costs, improve efficiency, and plan for long-term financial needs. These funds operate much like internal service providers, charging City departments for services and using those revenues to cover costs and build reserves over time.

This approach helps ensure that the true cost of services is understood and appropriately allocated, while also allowing the City to prepare for future expenses and reduce financial risk.

Self-Insurance Fund - Dental The Self-Insurance Fund accounts for the City's self-funded dental benefit program for City employees. Rather than paying premiums to a commercial dental insurance carrier, the City assumes the financial responsibility for employee dental claims directly. Claims are paid from this fund as they are incurred, allowing the City to retain funds that would otherwise go toward insurance company overhead and profit margins and to pay only for actual claims costs.

Self Insurance Fund

Since FY2017/18, the City has transitioned to a fully insured model for both medical and vision insurance, meaning premiums are paid to an insurance provider who assumes the financial risk of claims. However, dental insurance continues to be self-funded, allowing the City to directly manage and pay for dental claims incurred by employees. To facilitate this, the City utilizes a Self-Insurance Fund, an internal service fund specifically established to track revenues and expenses associated with the self-funded dental program. This structure promotes transparency and ensures the actual costs of dental benefits are equitably distributed among departments based on usage.

Budget Overview

The FY2026/27 budget reflects only the self-insurance component for dental coverage within the Self-Insurance Fund. All costs related to the fully insured medical and vision benefits are budgeted within each department's salary and benefits line items, consistent with the City's accounting practices. By isolating the self-insured dental program within a dedicated internal service fund, the City maintains a clear and accurate accounting of costs, supports long-term financial planning, and ensures that benefit-related expenses are properly allocated across departments.

Summary

Self Insurance Revenues by Fund

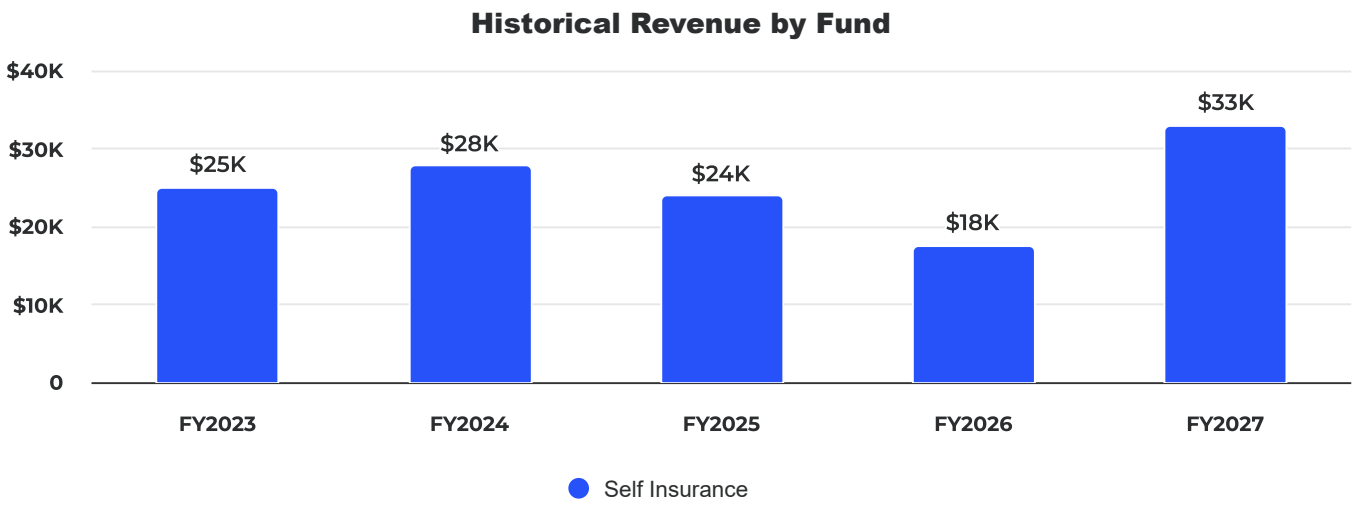

Self-Insurance Fund Expenditures by Fund

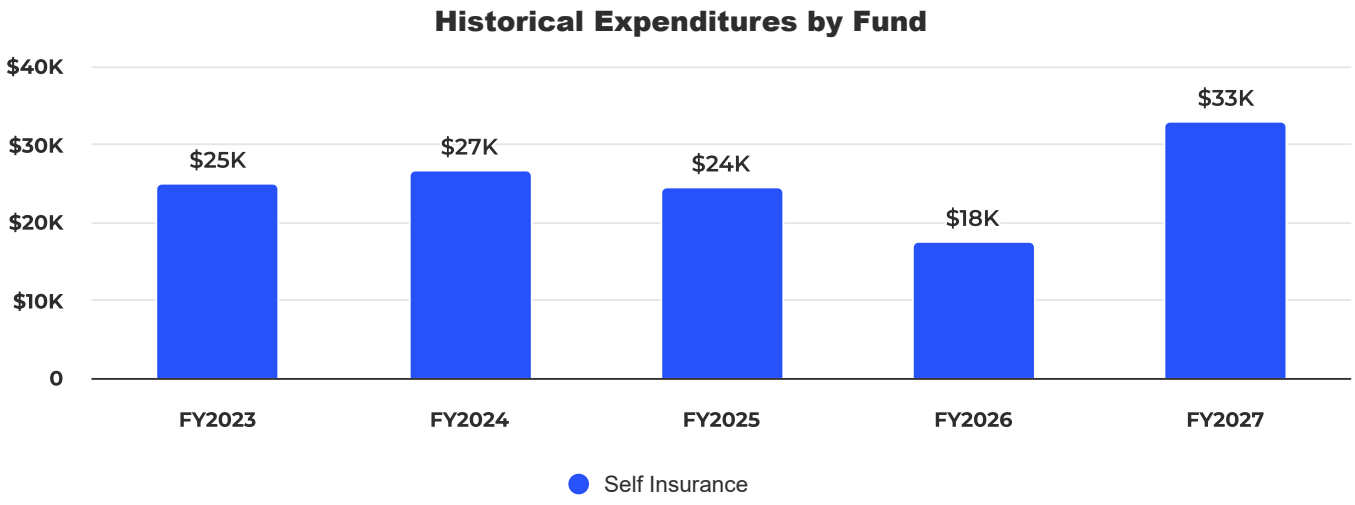

Self Insurance Fund Balance

The Self-Insurance Fund, which supports the City's self-funded dental program, is designed to maintain a target fund balance of $0, meaning annual revenues are expected to match total expenses each year. As of FY2023/24, any prior-year negative balances were fully eliminated, ensuring the fund is now operating on a balanced, cost-recovery basis.

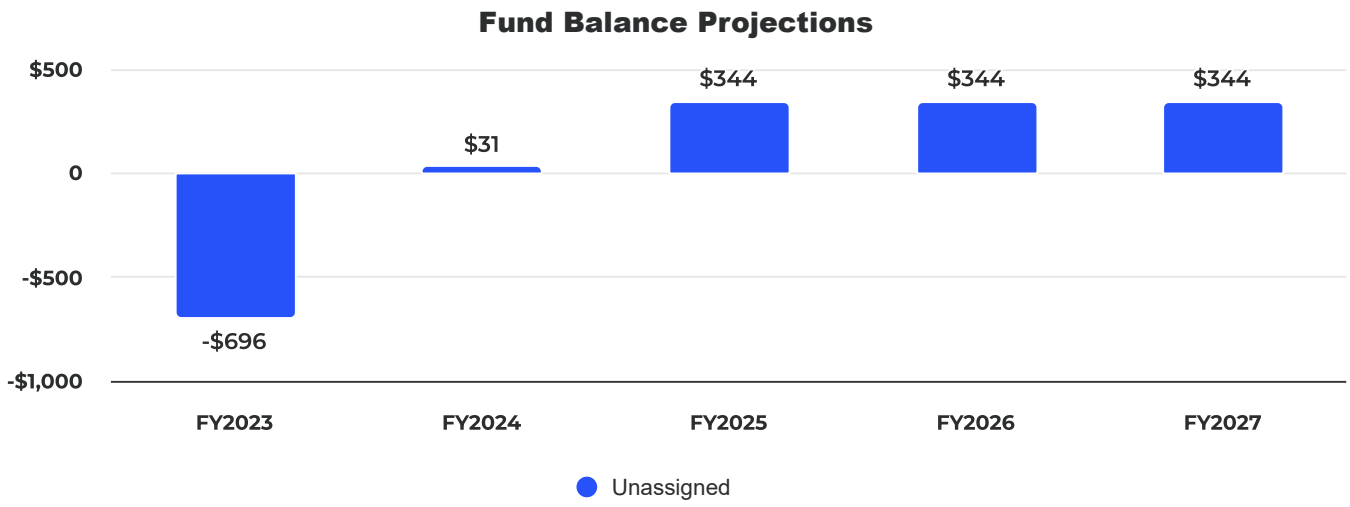

Enterprise Funds

The Enterprise Funds account for City operations that are financed and operated in a manner similar to private businesses, where the intent is to recover costs primarily through user charges and fees. These funds are used for services in which it is appropriate for users, rather than the general taxpayer, to bear the cost of operations.

The City's Enterprise Funds include the Farmer's Market Fund and the Dragoon Gulch Trail Fund. These funds support specific programs and facilities that are sustained, in whole or in part, by user fees, program revenues, and other dedicated funding sources associated with their operations.

Revenues within these funds are generated from service charges, program fees, event-related income, and other applicable sources. As such, they may fluctuate based on participation levels, seasonal activity, and broader economic conditions.

Expenditures include the costs necessary to operate and maintain these services and facilities, such as personnel, supplies, contractual services, maintenance, and improvements. Where applicable, Enterprise Funds may also account for capital investments and long-term sustainability needs.

The City manages these funds with the goal of maintaining financial stability and ensuring that revenues are sufficient to support ongoing operations and maintenance. This approach promotes transparency, accountability, and equitable cost allocation to users who directly benefit from these services.

Together, these Enterprise Funds support unique community amenities and programs while reducing reliance on the General Fund and helping ensure their long-term viability.

Farmer's Market Fund

The Farmer’s Market Fund accounts for the revenues and expenditures associated with the City’s farmer's market operations. The primary source of revenue for this fund is vendor fees charged to participants in the market. These revenues may vary based on vendor participation, seasonal factors, and overall market activity.

Expenditures within the fund support the operation and administration of the market. Major costs include contractual services for a market manager, as well as additional staffing and support needed to coordinate, promote, and operate the market. Other expenses may include supplies, site setup, and general operational needs.

The fund is managed with the goal of maintaining a self-supporting program that provides economic and community benefits while minimizing reliance on other City resources.

Farmer's Market Revenues by Fund

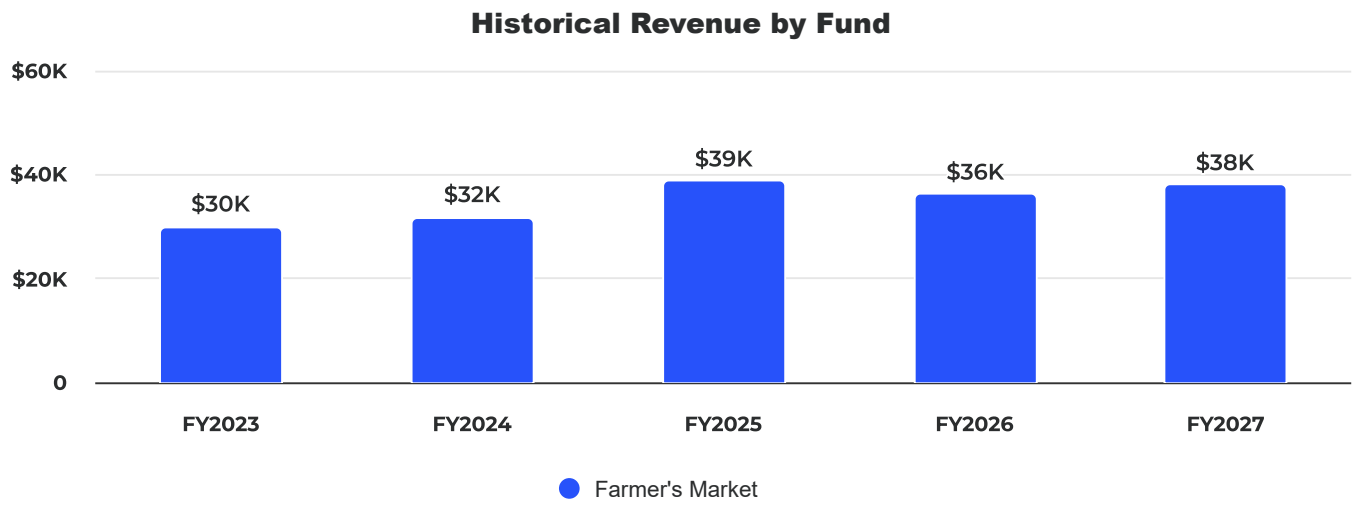

Item C.

Farmer's Market Expenditures by Fund

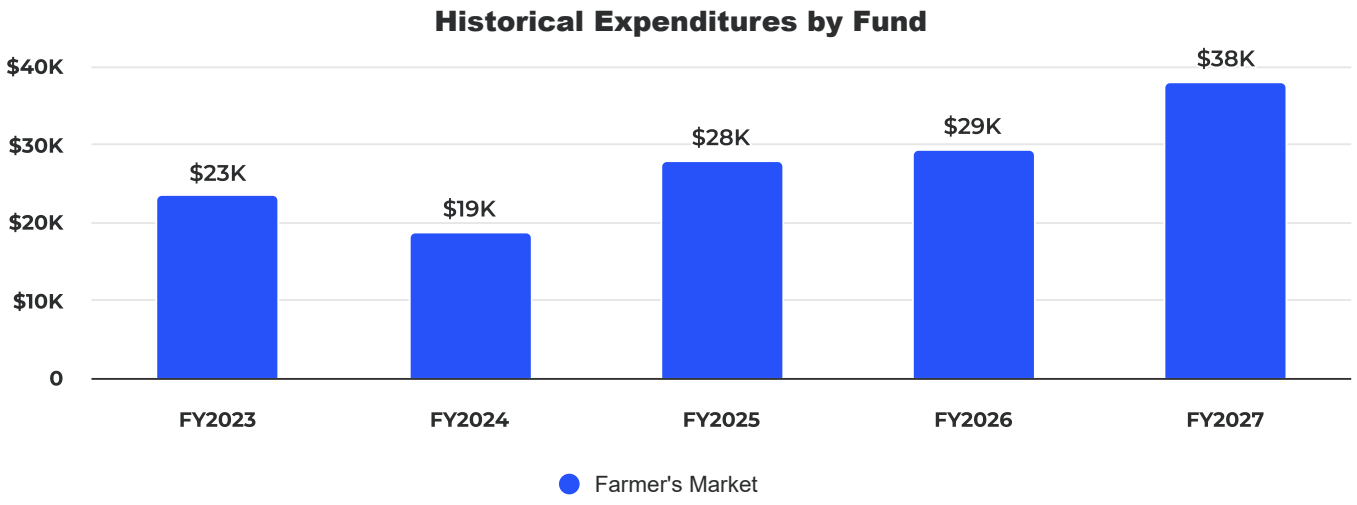

Farmer's Market Fund Balance

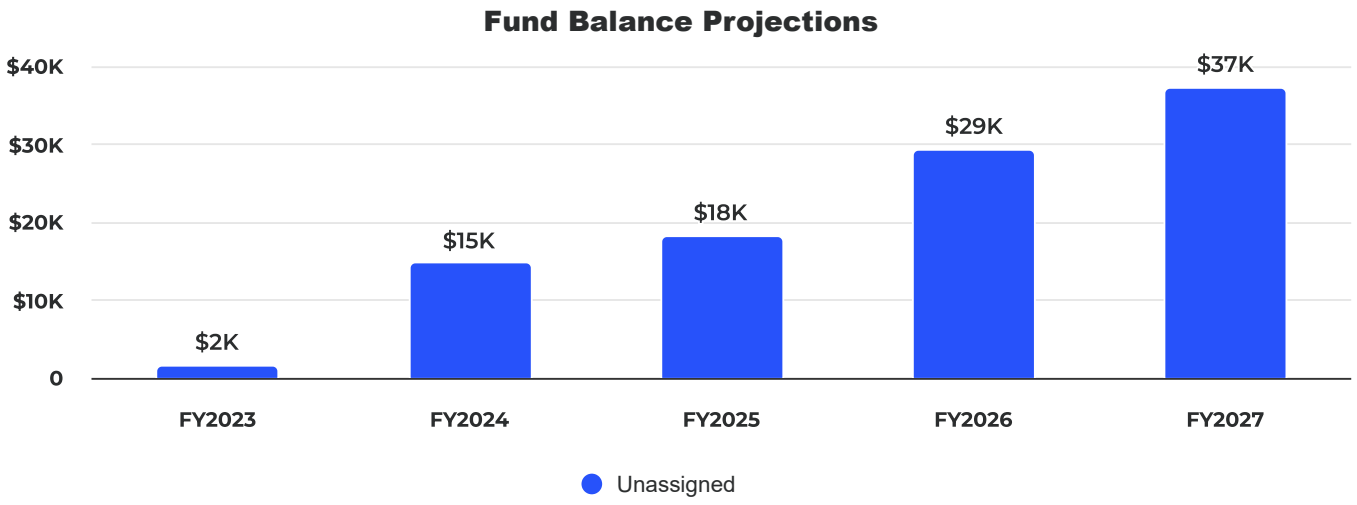

Dragoon Gulch Fund

The Dragoon Gulch Trail Fund accounts for revenues and expenditures associated with the maintenance and upkeep of the Dragoon Gulch Trail system. The primary source of revenue for this fund is rental income from a City-owned house located on the trail.

Expenditures are primarily related to the maintenance and preservation of the trail system. These costs include routine maintenance, repairs, and other services necessary to ensure the trail remains safe, accessible, and well-maintained for public use.

The fund supports the ongoing sustainability of this recreational asset by aligning dedicated revenue with the costs required to maintain and enhance the trail for residents and visitors.

Dragoon Gulch Revenues by Fund

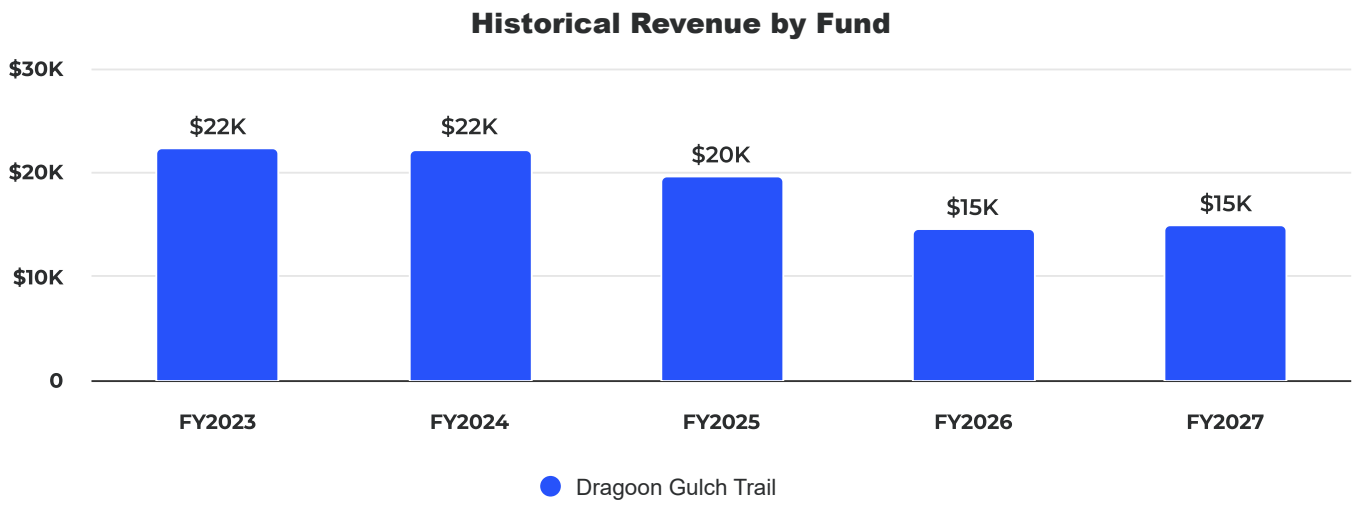

Dragoon Gulch Expenditures by Fund

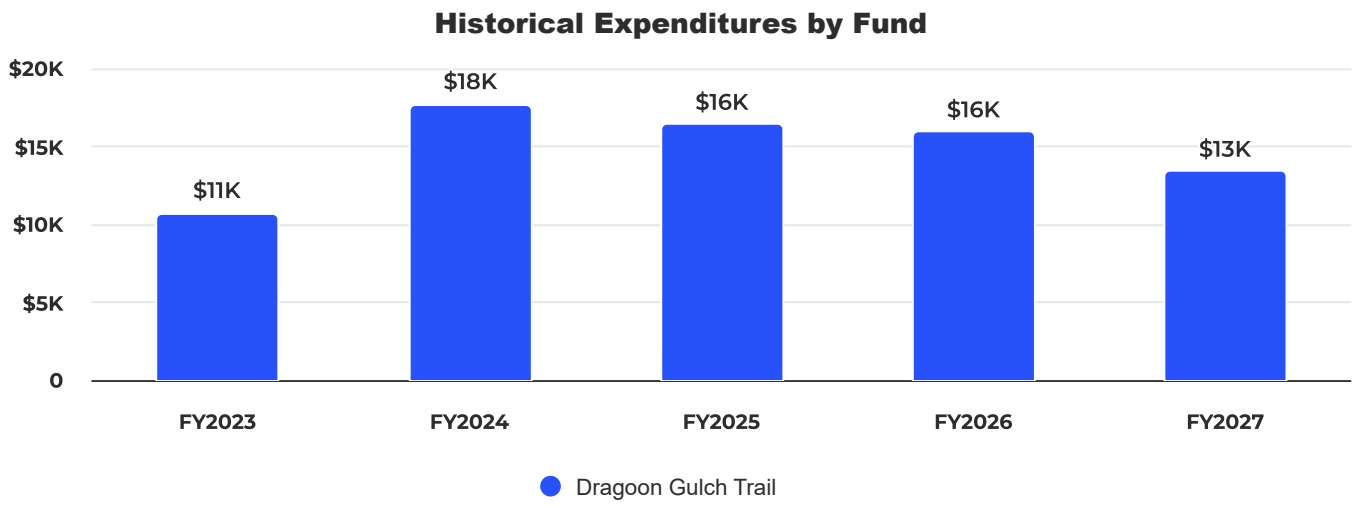

Dragoon Gulch Fund Balance

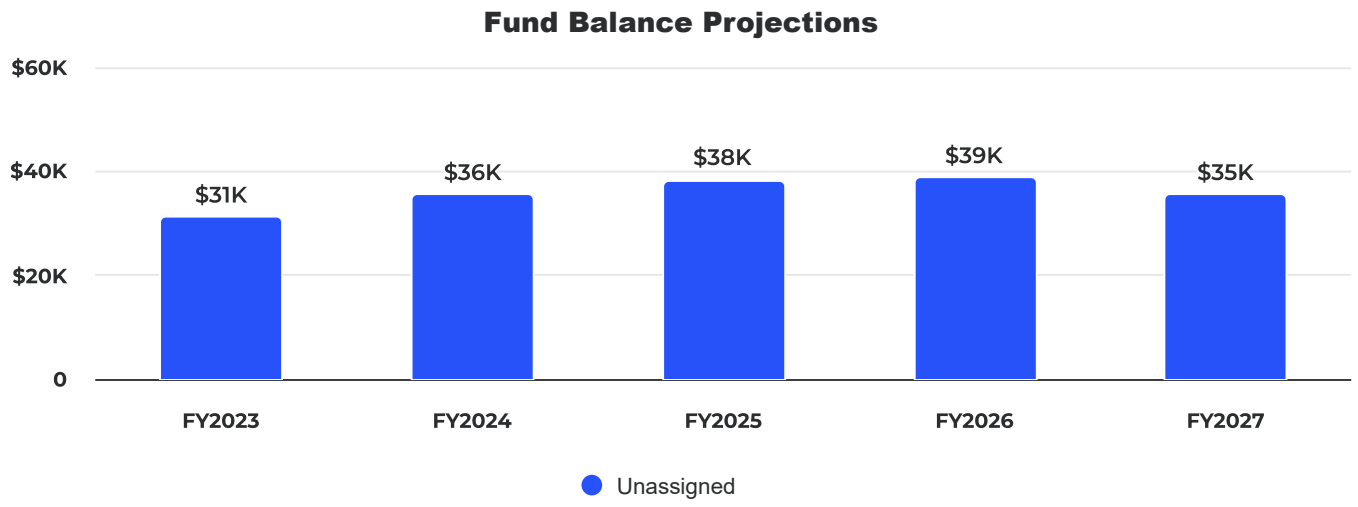

Fund balance within the Dragoon Gulch Trail Fund is committed solely to the benefit of the trail system. Available resources will be used exclusively for trail-related purposes, including maintenance, repairs, and capital improvements, ensuring that revenues generated by the fund are reinvested directly into the continued enhancement and preservation of the trail.

Special Revenue Funds

Special Revenue Funds are used to account for specific revenue sources that are legally restricted or committed to expenditures for particular purposes. These funds ensure transparency and accountability by clearly demonstrating that revenues are used in accordance with their intended purpose, as required by law, voter approval, or City policy.

The City of Sonora utilizes several Special Revenue Funds to support critical infrastructure, community services, and targeted programs. These include Measure I, a voter-approved ½-cent sales tax dedicated to public safety and public works; State Gas Tax and Road Maintenance and Rehabilitation Account (RMRA) funds, which provide resources for roadway repair and maintenance; and the Benefit Zone Fund, which supports community events, street sweeping, and parking-related activities.

In addition, the City administers the Public, Educational, and Governmental (PEG) Fee Fund, which is used to support public access and communication infrastructure.

These dedicated funding sources play an essential role in maintaining the City's infrastructure, enhancing community amenities, and supporting services that might otherwise place additional demands on the General Fund. By segregating these revenues into Special Revenue Funds, the City ensures that restricted funds are used appropriately while maintaining financial clarity and compliance with applicable regulations.

Measure I Fund

The Measure I fund was established as a result of a special sales and use tax increase, passed by voters in 2004, and was effective in 2005. The tax was a special tax of 1/2% applied to sales within the City limits to support the City of Sonora Police Department, Fire Department and Public Works Department. The purpose of the initiative was to improve city services for residents, businesses and visitors to the City of Sonora.

This funding is allocated: 60% to the Police Department, 25% to the Fire Department and 15% to Public Works for the purpose of hiring and retaining personnel, updating safety equipment, providing resources for education, and replacing obsolete vehicles and equipment.

Measure I Revenues by Fund

Sales tax continues to be the City's single largest source of revenue, supporting a wide range of essential services and operations. Revenue projections for each of the City's sales tax categories are provided by an independent sales tax consultant who monitors local economic trends and statewide retail performance. For FY2026/27, estimated Measure-I sales tax revenues are projected to be only slightly higher than in FY2025/26. While sales tax remains a critical and historically stable revenue stream for the City, these revised estimates highlight the importance of ongoing fiscal monitoring and long-term financial planning.

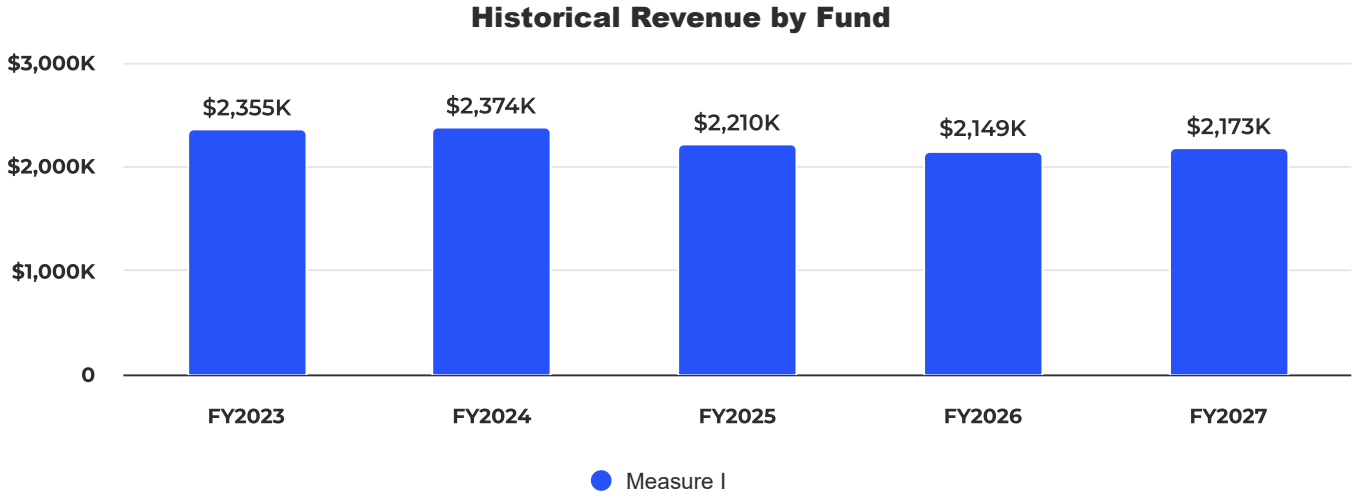

Measure I Expenditures by Fund

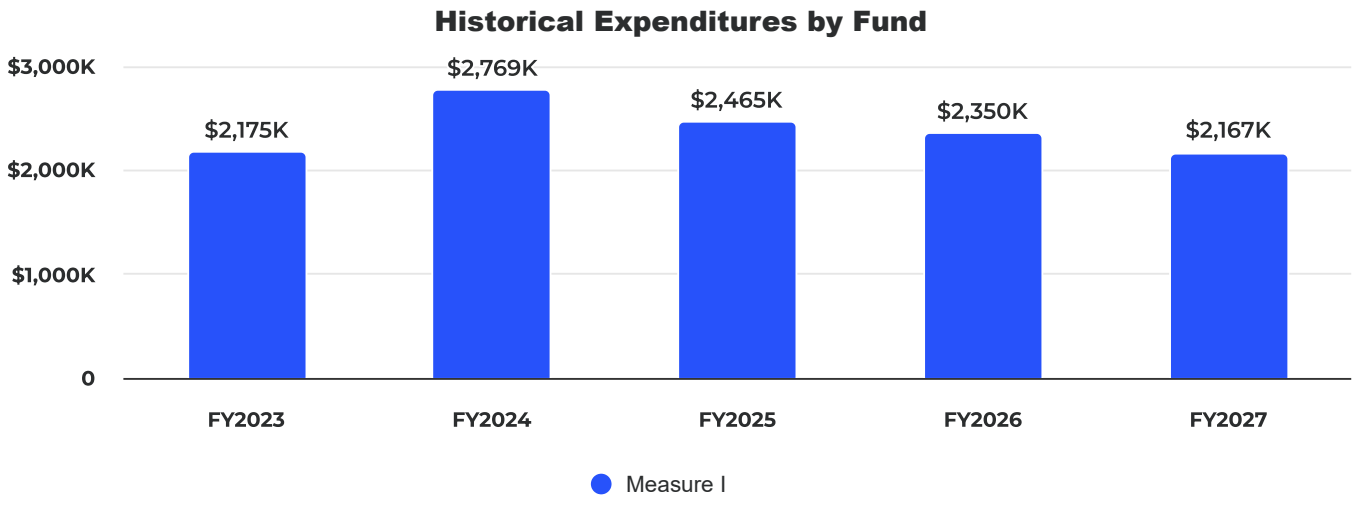

Measure I Fund Balance

The City has accumulated fund balance in the Measure I Fund over previous years. These funds are designated exclusively for use by the Police Department, Fire Department, and Public Works Department, consistent with the intent of the Measure I Sales tax. In FY2023/24, the fund balance declined due to a one-time purchase of a new street sweeper for the Public Works Department, which was a planned and appropriate use of Measure I resources.

Currently, all ongoing Measure I revenues are fully allocated to maintaining essential services in the supported departments. There are no longer "extra" or uncommitted funds generated each year, and any remaining fund balances will be used solely for their intended purpose, supporting frontline public safety and infrastructure services.

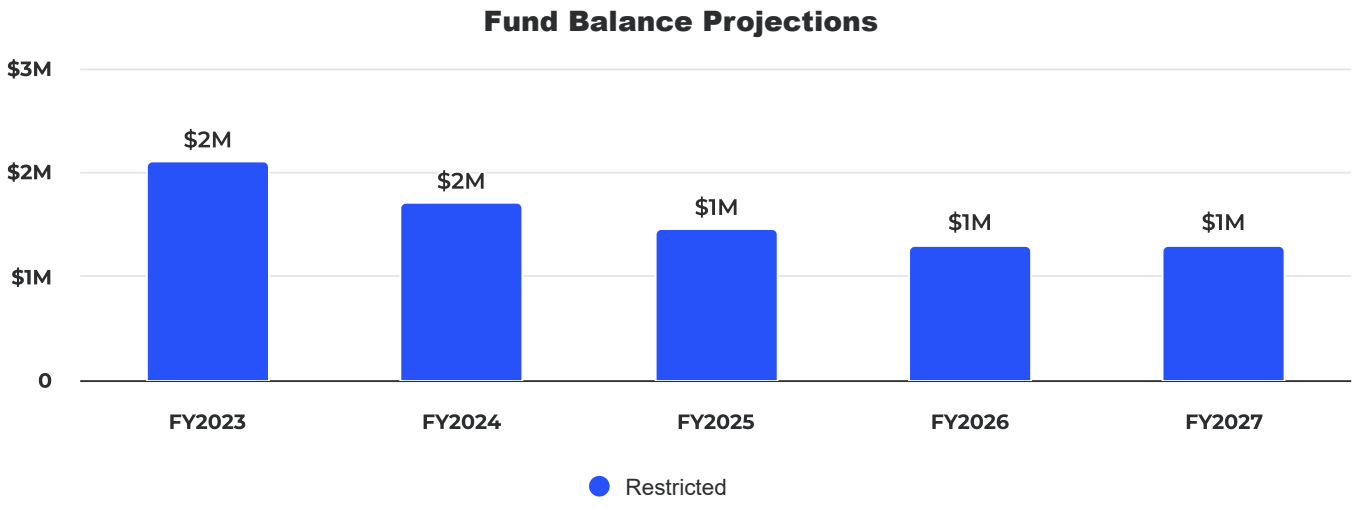

PEG Fee Fund

PEG (Public, Educational, and Government Access) fees are derived from a 1% charge on traditional cable subscriptions and have continued to decline, with revenues projected to remain low in FY2026/27. This ongoing decrease is primarily the result of shifting consumer preferences, as more households discontinue traditional cable service in favor of internet-based streaming platforms, a trend widely known as 'cutting the cord.' The steady reduction in cable subscribers has directly impacted the City's PEG revenue, as well as overall franchise fee collections. This downward trend is expected to persist in the coming years, as digital media continue to replace conventional cable television.

Summary

The City of Sonora is projecting $9.9K of revenue in FY2026/27, which represents a 1% decrease over the prior year. The Council Chamber project will be pursued in FY2026/27.

PEG Fee Revenues by Fund

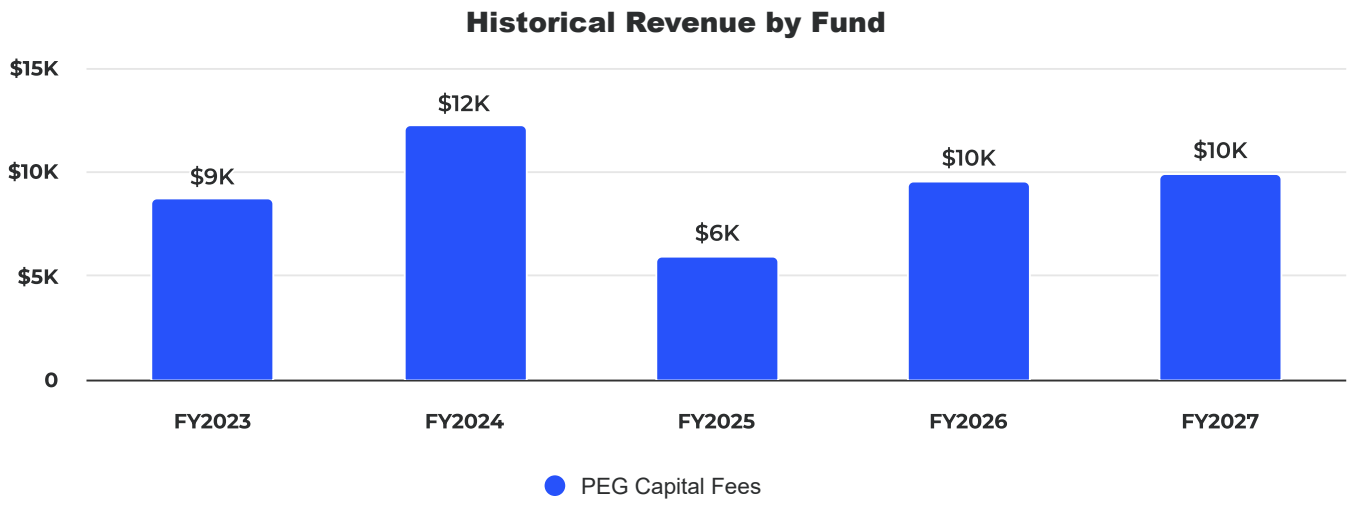

Item C.

PEG Fee Expenditures by Fund

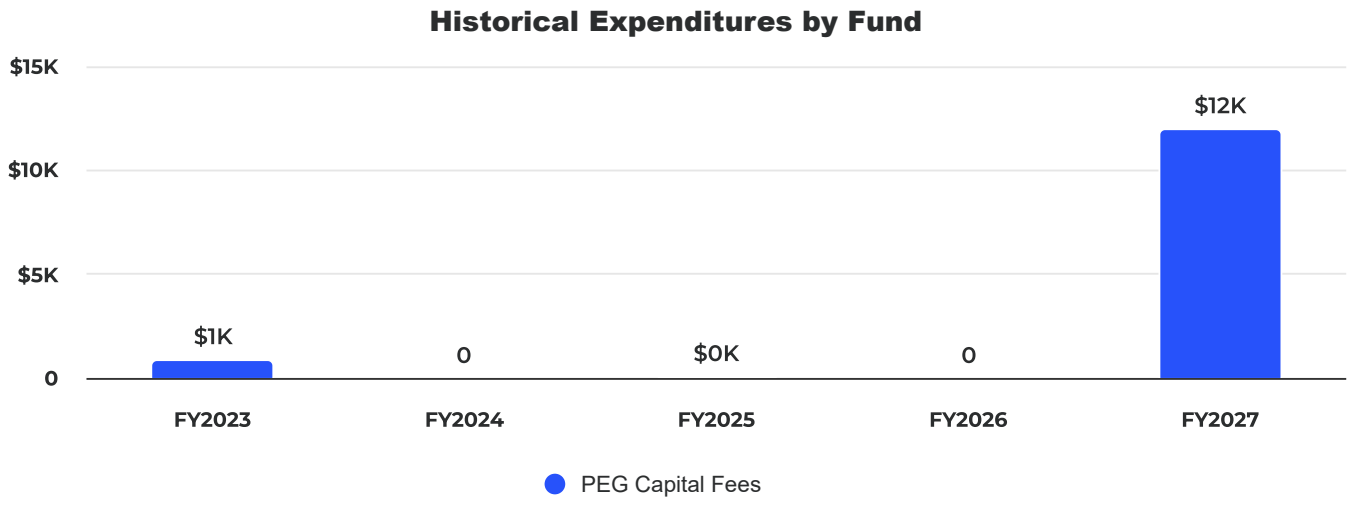

PEG Fee Fund Balance

PEG (Public, Educational, and Government Access) franchise fees are restricted funds collected from cable providers, intended to support the development and maintenance of government-access programming and related technology. The fund balance in the City's PEG account will be used in the future to modernize the City Council Chambers as technology evolves, ensuring that the City can continue to deliver accessible, high-quality public meeting broadcasts. Investing in these upgrades supports transparency, civic engagement, and accessibility by enabling residents to view Council meetings through live-streaming and on-demand platforms, regardless of their ability to attend in person.

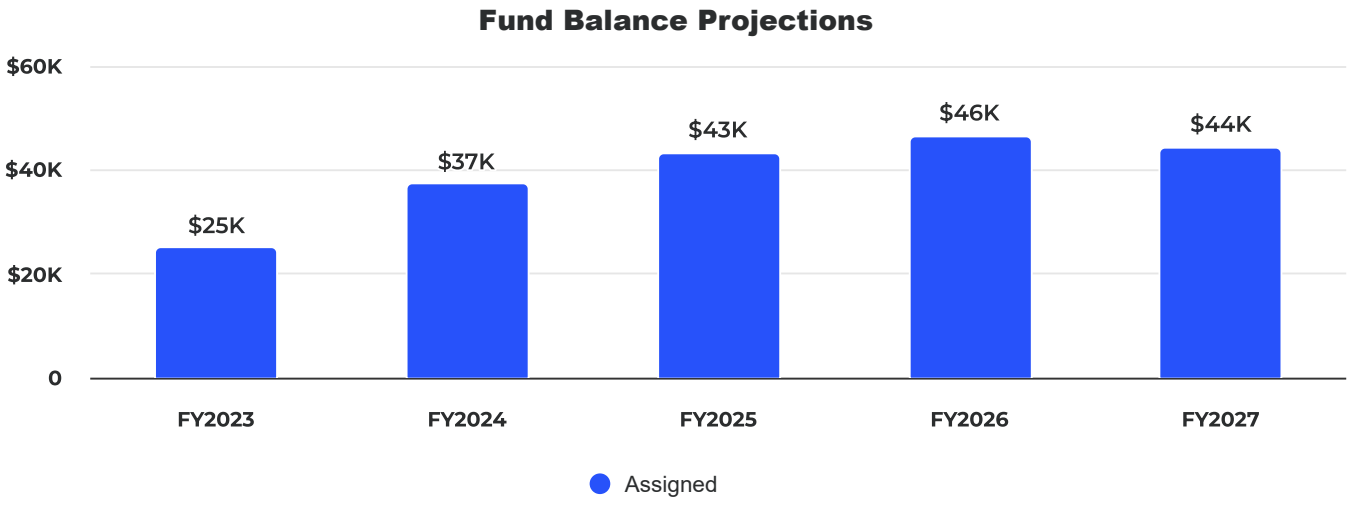

Benefit Zone Fee Fund

The Benefit Zone fees were established to finance Sonora's annual events, including the Christmas Parade, to encourage patronage by local residents and tourists, parking lot maintenance and acquisition, and street sweeping.

Benefit Zone Fee Revenues by Fund

The Benefit Zone Fee Fund is supported by a fee collected through the City's business license program and is intended to fund community events, street sweeping, and parking-related activities, including maintenance and acquisition. The fund supports four annual community events that contribute to the City's economic vitality and quality of life.

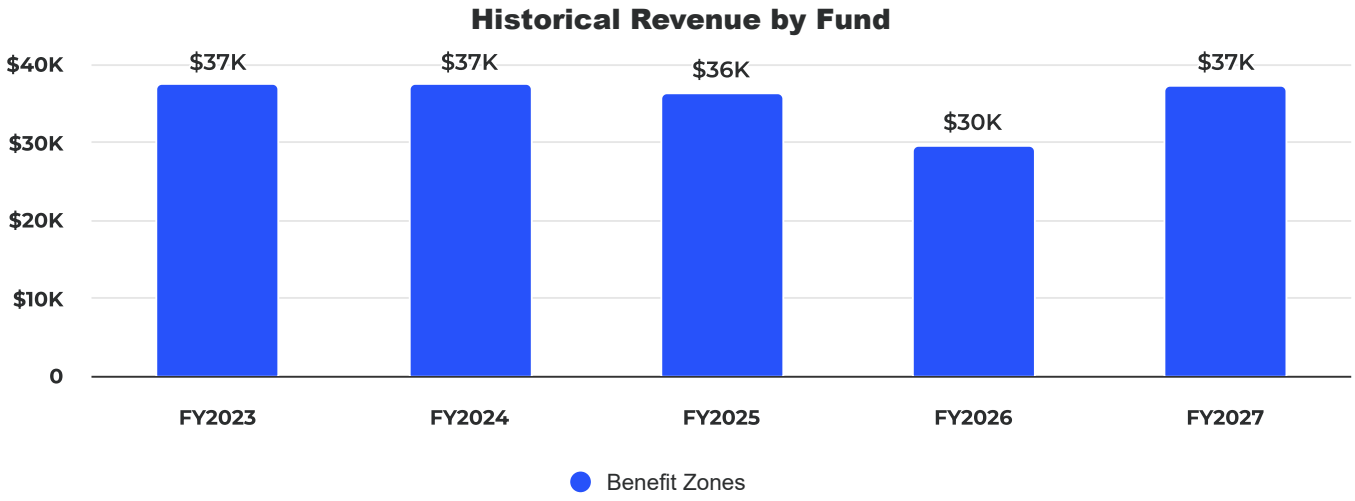

Benefit Zone Fee Expenditures by Fund

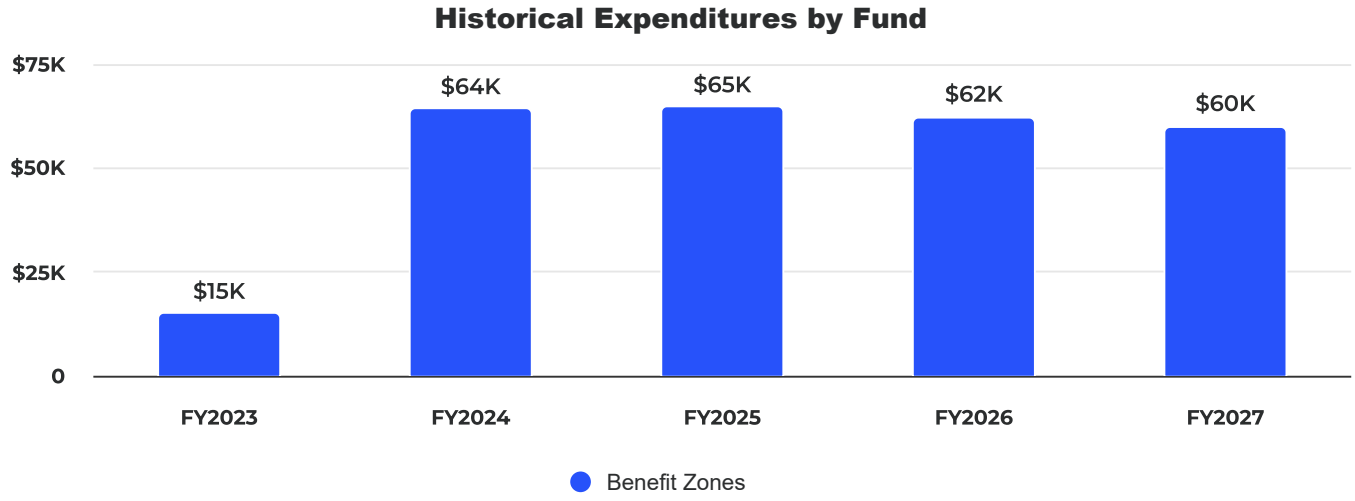

Benefit Zone Fee Fund Balance

Over the past decade, revenues generated from the Benefit Zone Fee have not kept pace with the rising costs of providing these services, particularly the cost of organizing and hosting special events. As a result, expenditures have consistently exceeded revenues, leading to a negative fund balance in recent years. To continue supporting these valued community events, the City has supplemented the fund with General Fund contributions.

Beginning in FY 2024/25, the City transitioned the planning and coordination of special events to the Sonora Chamber of Commerce under a contractual agreement. This change is intended to better align event costs with available revenues, improve operational efficiency, and reduce the financial burden on the City. Moving forward, this approach is expected to help stabilize the fund and limit the accumulation of negative fund balances while maintaining the community benefits these events provide.

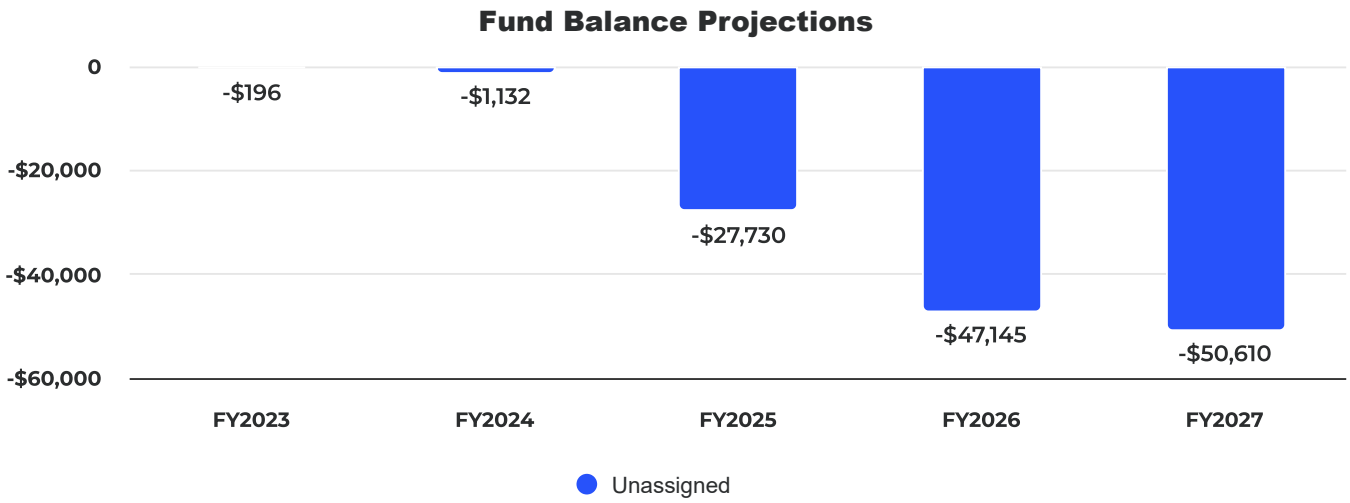

Highway User Tax Funds

Highway Users Tax Account (HUTA)
The State of California imposes a variety of transportation-related taxes and fees to fund roadway maintenance and infrastructure projects. These include per-gallon excise taxes on gasoline and diesel fuel, sales taxes on fuel, and vehicle registration fees. A portion of these revenues is allocated to local governments, cities and counties, to support transportation-related expenses.
HUTA funds are distributed based on population and are restricted for use on streets, roads, and transportation infrastructure.

Highway User Tax Revenues by Fund

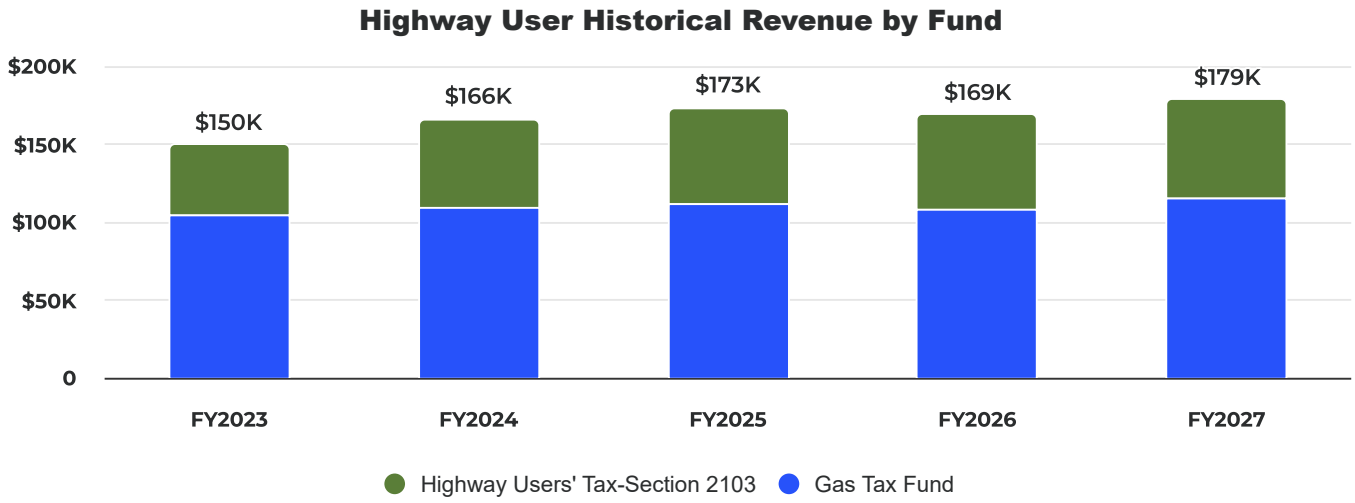

Highway User Tax Expenditures by Fund

In FY2026/27, the expenditures from the Gas Tax Fund will support the Public Works Departments road maintenance program.

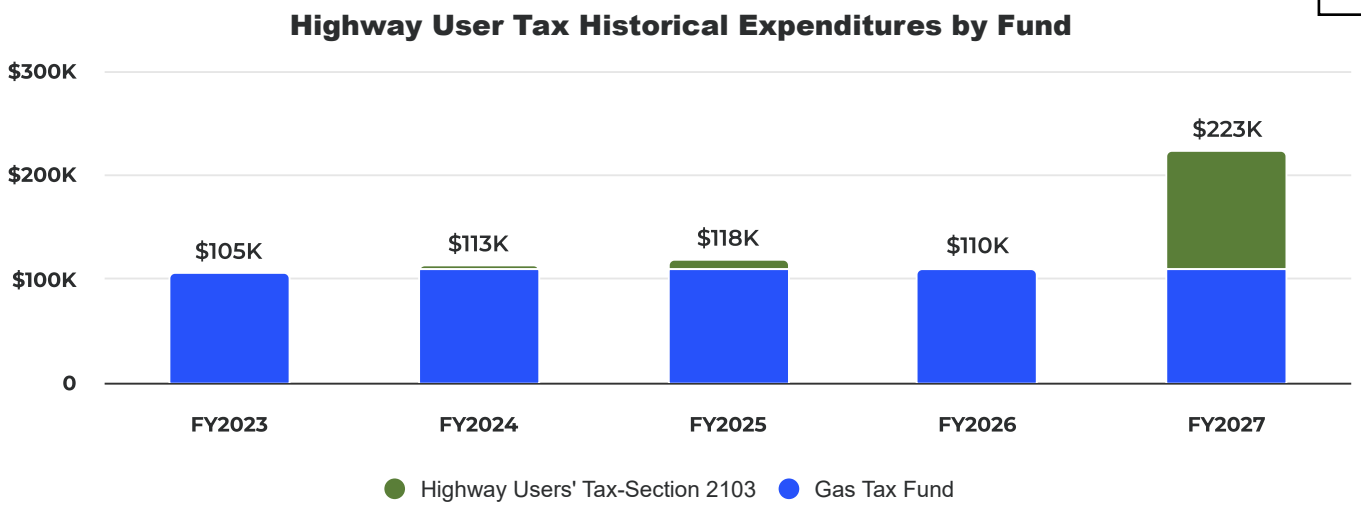

Highway User Tax Fund Balance

The City utilizes a portion of its Highway Users Tax Account (HUTA) revenues to address ongoing roadway maintenance needs, including pothole repairs and routine street improvements performed by Public Works staff. These annual expenditures allow the City to respond to immediate maintenance issues and preserve roadway conditions on a day-to-day basis.

At the same time, the City strategically retains a portion of HUTA revenues in fund balance to accumulate resources for larger, more comprehensive capital projects. By saving funds over time, the City is able to undertake significant street rehabilitation and reconstruction efforts that would not be feasible with a single year of funding. This balanced approach allows the City to address both immediate maintenance needs and long-term infrastructure improvements in a fiscally responsible manner.

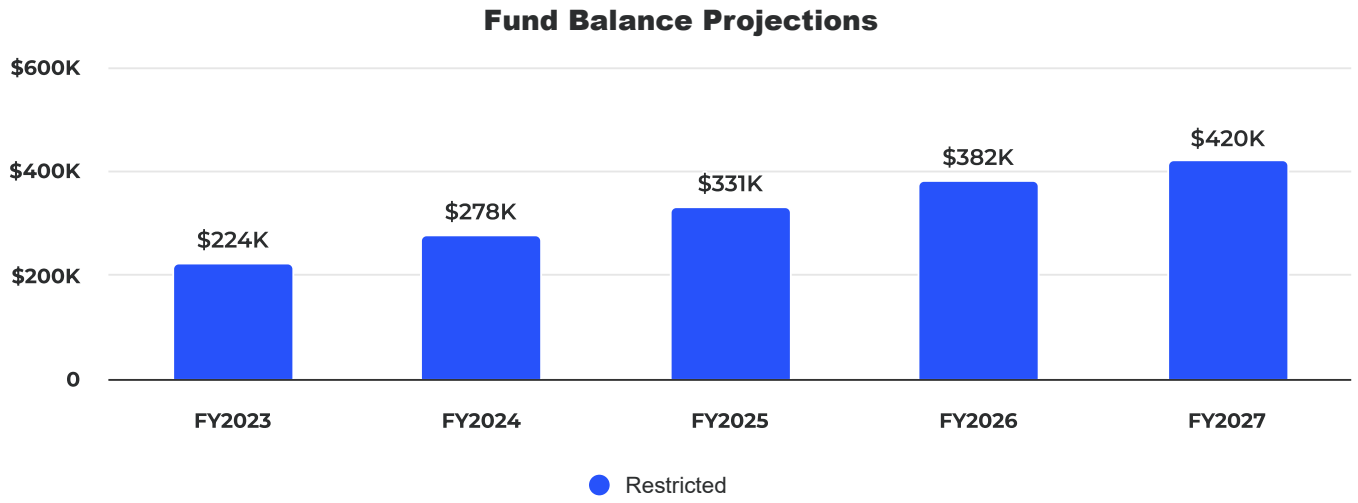

Road Maintenance and Rehabilitation Funds

The Road Maintenance and Rehabilitation Account (RMRA) was established under the Road Repair and Accountability Act of 2017 (SB1). This account provides additional funding focused specifically on the repair, maintenance, and safety of local roads, with accountability and reporting requirements tied to project eligibility and performance.

Road Maintenance and Rehabilitation Revenues by Fund

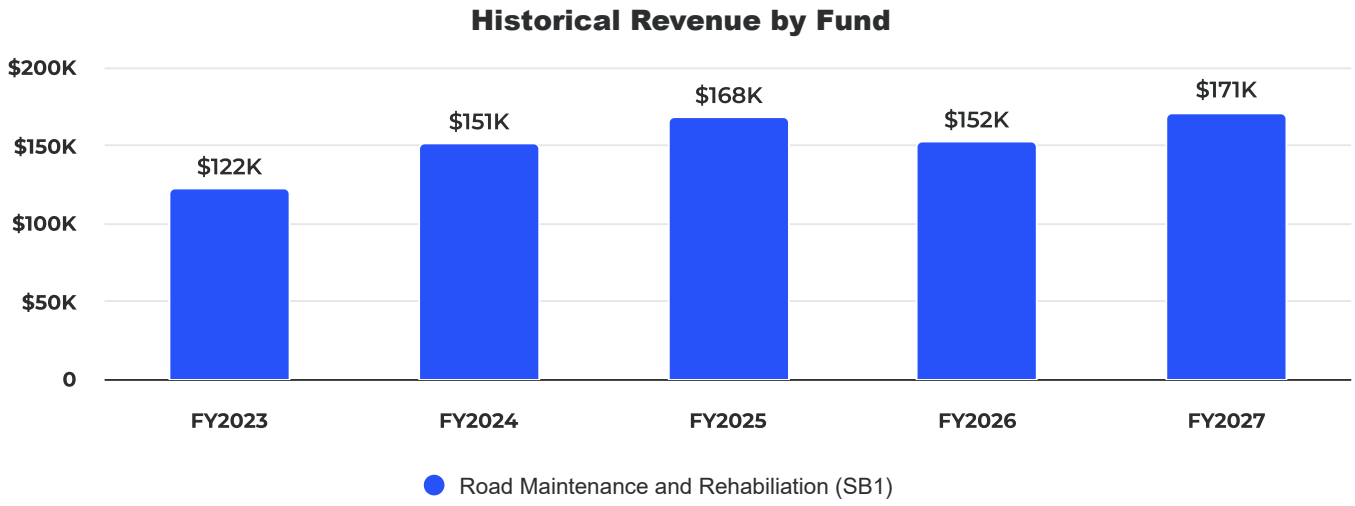

Road Maintenance and Rehabilitation Expenditures by Fund

Consistent with the requirements of the Road Maintenance and Rehabilitation Account (RMRA) program, these funds are dedicated to the City's officially identified RMRA project, approved by the City Council with Resolution No. 06-01-2026-B, the Snell Road Reconstruction Project, which will rehabilitate aging infrastructure and improve the long-term condition of the City's roadway network.

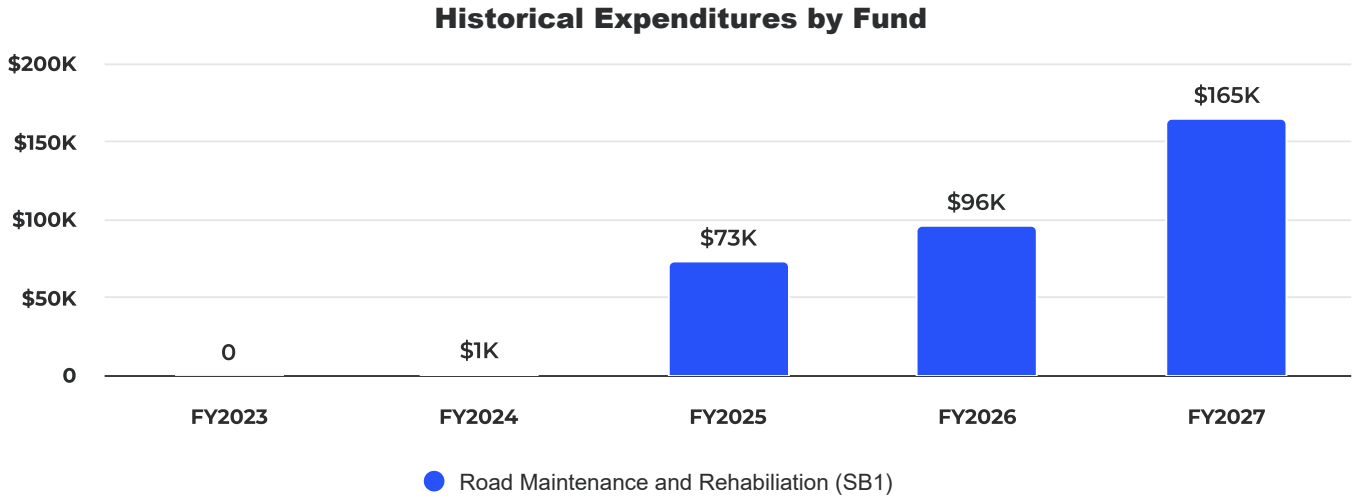

Road Maintenance and Rehabilitation Fund Balance

The City strategically retains RMRA revenues in fund balance to accumulate resources for larger, more comprehensive capital projects. By saving funds over time, the City is able to undertake significant street rehabilitation and reconstruction efforts that would not be feasible with a single year of funding. This allows the City to address long-term infrastructure improvements in a fiscally responsible manner.

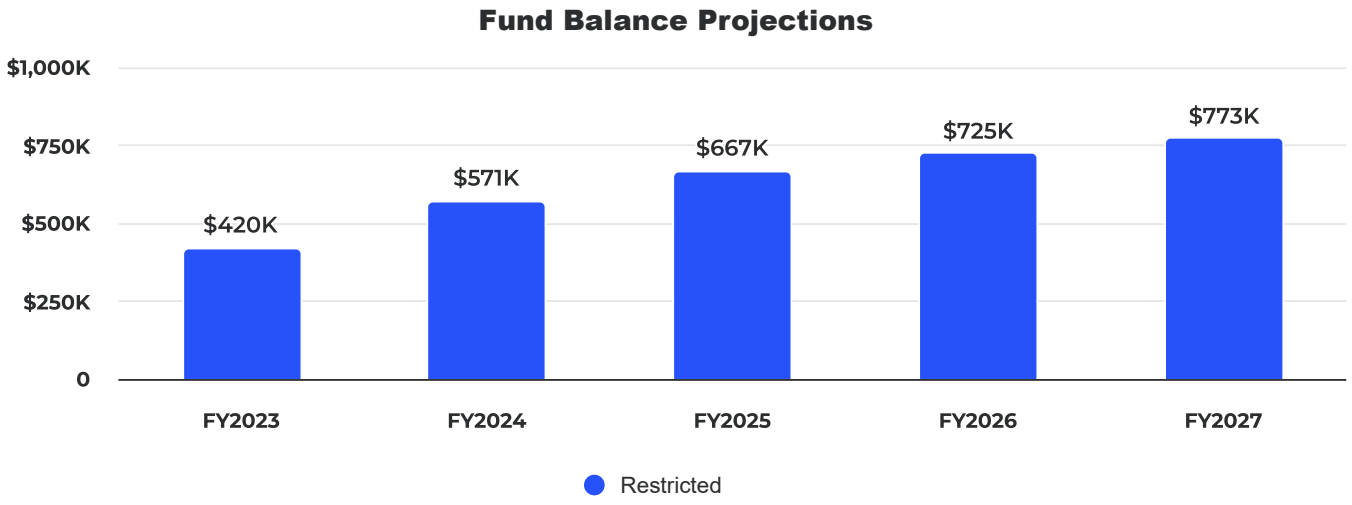

Supplemental Law Enforcement Services Fund

The Supplemental Law Enforcement Service Fund (SLESF), the Citizen's Option for Public Safety (COPS) Program, provides monies statewide for local public safety needs. The Police Department is required to spend these funds on front-line police services, including personnel and/or equipment. SLESF monies cannot be allocated to supplant any existing funding for police services. Per Government Cost Section 30062, monies allocated for SLESF is to be expended exclusively to provide front line law enforcement services.

Supplemental Law Enforcement Services Revenues by Fund

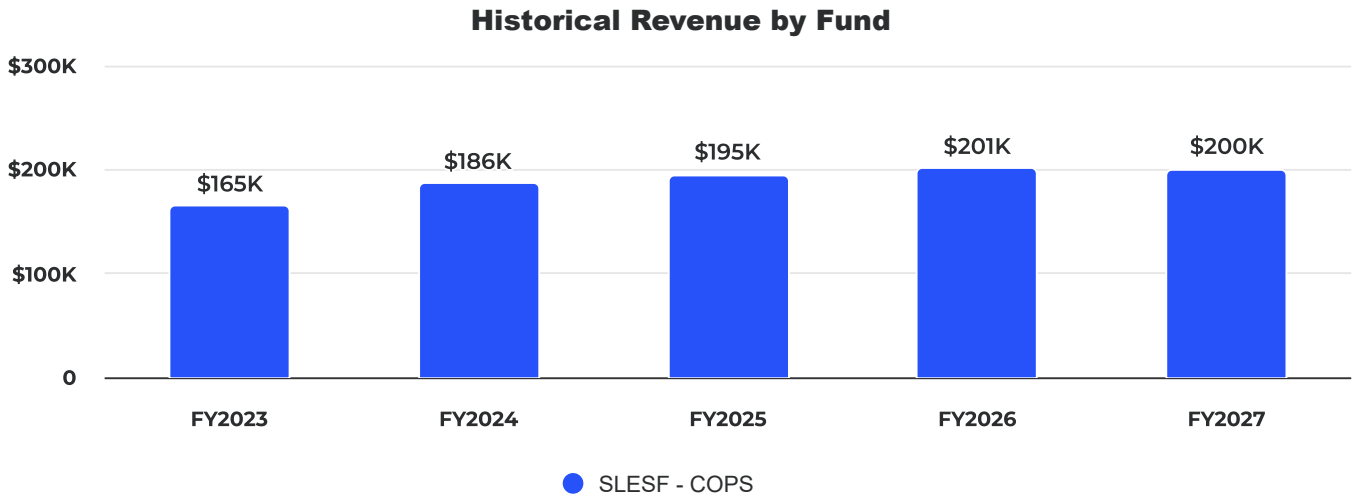

Supplemental Law Enforcement Services Expenditures by Fund

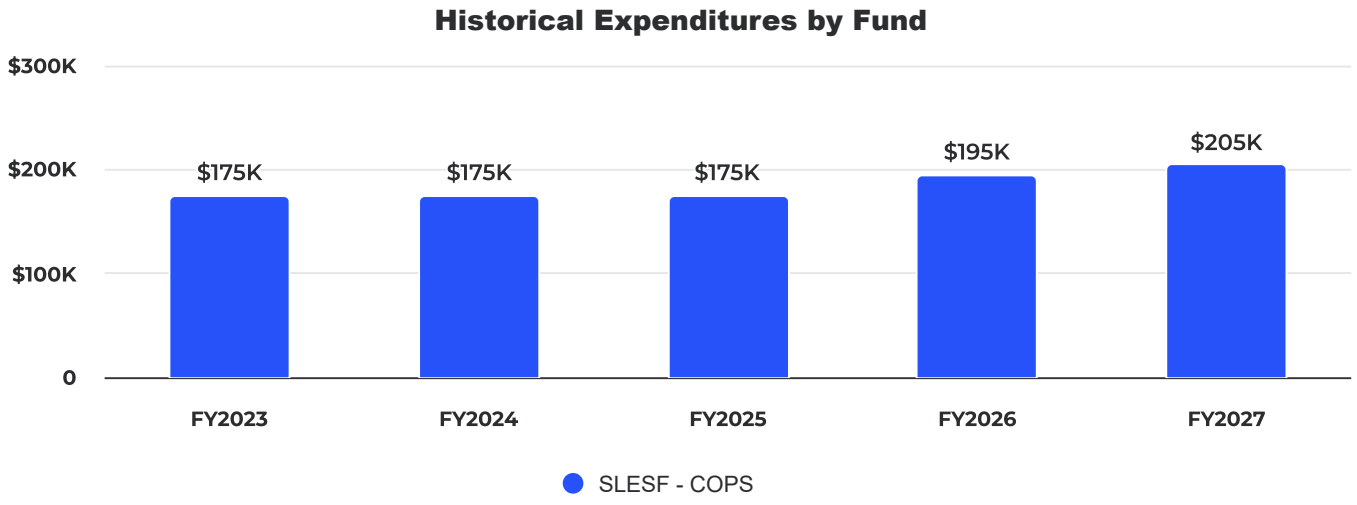

Supplemental Law Enforcement Services Fund Balance

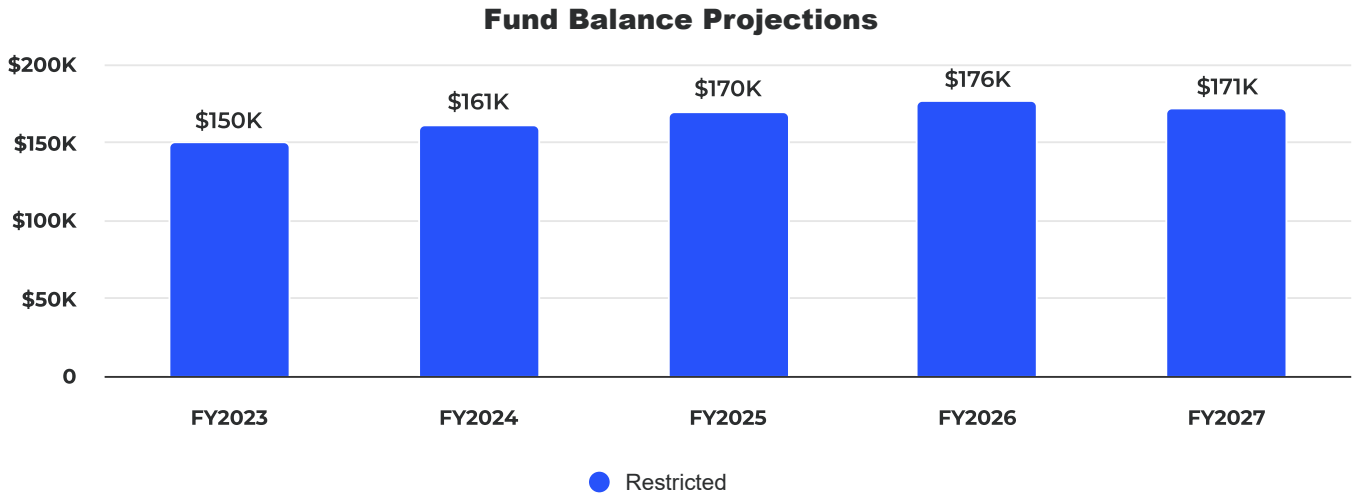

Local Transportation Fund

The Local Transportation Fund (LTF) serves as the repository for transportation-related revenues allocated to the City of Sonora by the Tuolumne County Transportation Council (TCTC), the regional agency responsible for administering and distributing State Transportation Development Act (TDA) funds within Tuolumne County.

Under State law, TCTC receives a portion of statewide sales tax revenues dedicated to transportation and first allocates these funds to support transit and other eligible regional transportation services. Any remaining funds, after meeting these obligations, are distributed to local jurisdictions. As the only incorporated city in Tuolumne County, the City of Sonora receives a share of these remaining funds, which are accounted for within this fund.

LTF revenues are restricted for transportation-related purposes, including street and road maintenance, circulation improvements, and eligible capital projects. Given the relatively modest and variable nature of these annual allocations, the City takes a strategic approach by accumulating available funds over time to support larger transportation improvements that cannot be funded within a single fiscal year. This approach allows the City to address both ongoing maintenance needs and plan for more significant infrastructure investments in a fiscally responsible and sustainable manner.

Local Transportation Revenues by Fund

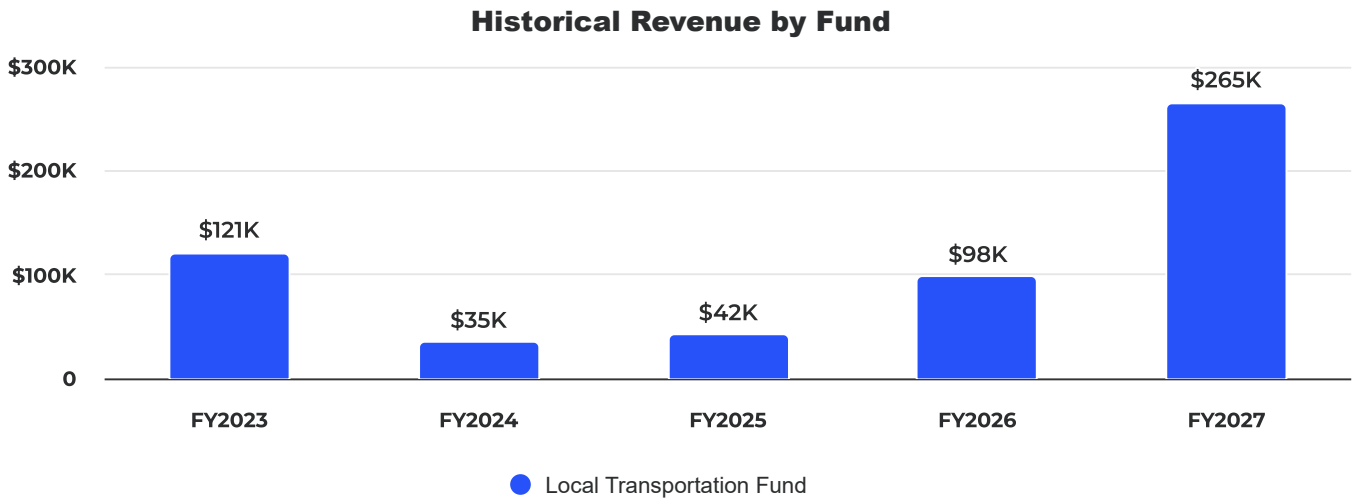

Local Transportation Expenditures by Fund

Because annual Local Transportation Fund (LTF) allocations are typically too small to complete meaningful transportation or infrastructure projects, the City has historically accumulated funds over multiple years to finance larger capital improvements. This approach allows the City to complete projects more efficiently and cost-effectively rather than using limited annual allocations on small, piecemeal work.

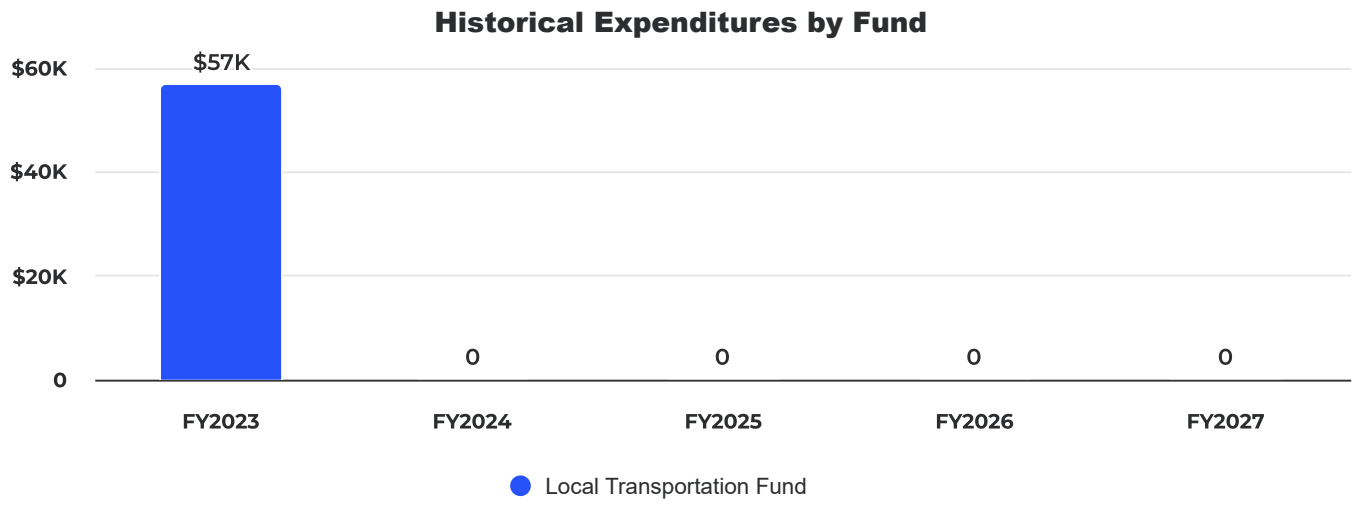

Local Transportation Fund Balance

The City receives LTF allocations annually. However, due to the relatively modest size of these revenues, the City strategically accumulates fund balance over time to support larger, more impactful transportation projects. While a portion of LTF funds may be used for ongoing maintenance and operational needs, the City often saves available resources until sufficient funding is available to undertake capital improvements that would not be feasible within a single fiscal year.

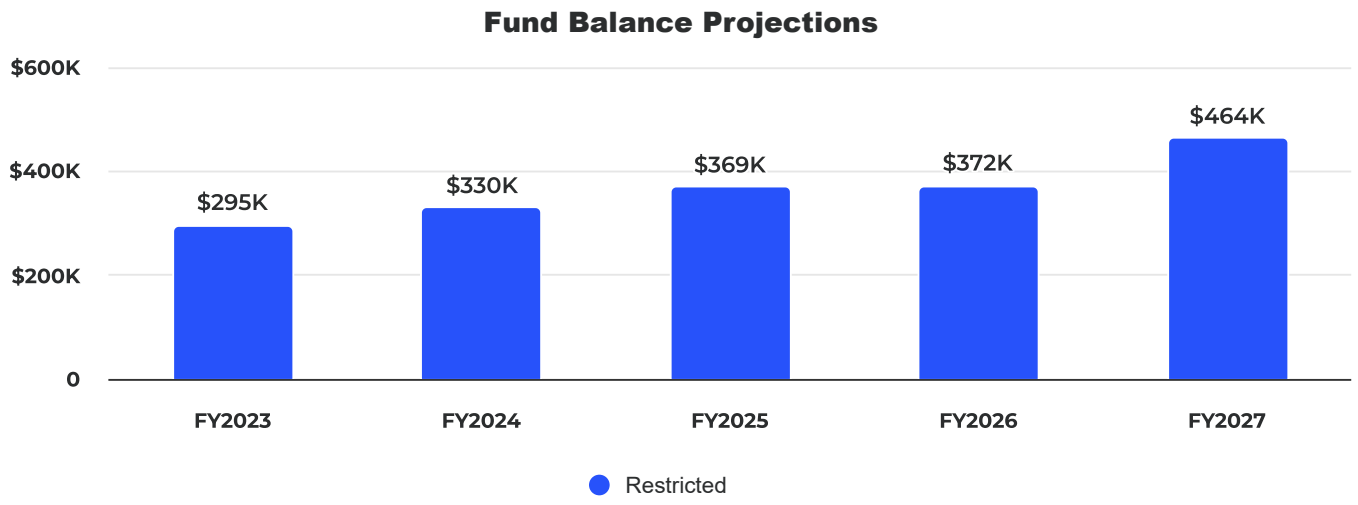

Traffic Mitigation Fund

The Traffic Mitigation Fund was established to collect and manage impact fees assessed on new development projects within the City of Sonora. When developers build within the City, they contribute to this fund as a condition of development, recognizing that new construction adds traffic demand to the City's roadway network and that growth should help offset its impact on existing infrastructure.

Revenues collected in this fund are designated for traffic-related capital improvements, including traffic signal upgrades, intersection enhancements, and road capacity projects. These investments help ensure that Sonora's transportation network can continue to serve both existing residents and the demands brought by new development.

Because development activity in a small city like Sonora can vary significantly from year to year, the fund balance grows gradually over time and earns interest while waiting to be deployed toward eligible projects. The primary ongoing revenue source for this fund is interest earnings on the accumulated balance. Annual expenditure appropriations are modest, typically in the range of $7,000 to $8,000, and are budgeted to maintain an active appropriation while the fund continues to build toward future capital needs.

Traffic Mitigation Revenues by Fund

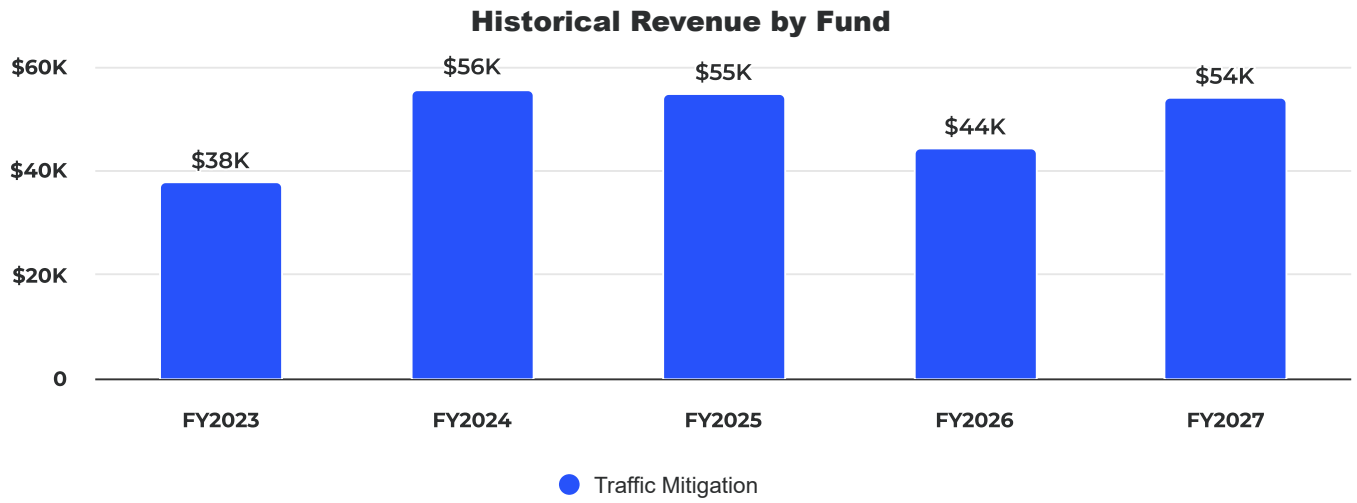

Traffic Mitigation Fund Balance

Traffic Impact Mitigation Fees are collected pursuant to Chapter 3.50 of the Sonora Municipal Code established in 1991 and City Council Resolution 11-16-98-A which adopted Traffic Impact Mitigation Fees based on an Updated Study of County Wide Circulation Improvement Needs. These fees are used to mitigate the effects of projects within the City.

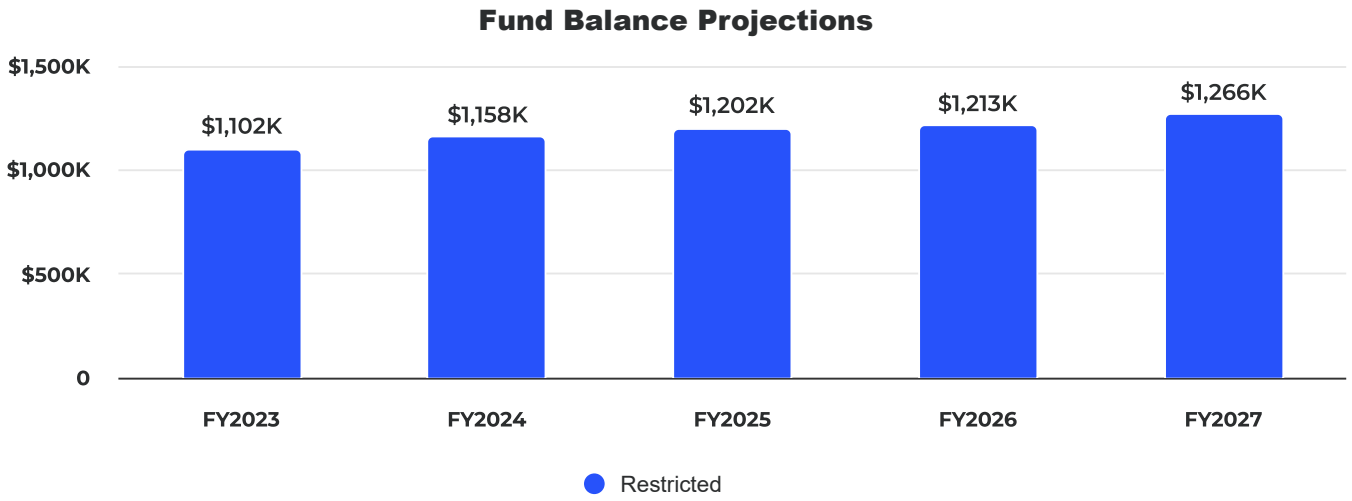

Permanent Funds

Permanent Funds are used to account for resources that are legally restricted in such a way that only the earnings, and not the principal, may be used to support specific public purposes. These funds are intended to provide a long-term, sustainable source of funding while preserving the original endowment.

The City of Sonora maintains one Permanent Fund, which supports the ongoing care and maintenance of the Mountain Shadow Cemetery. Revenues generated from this fund are used to ensure the continued upkeep of cemetery grounds in perpetuity, including landscaping, irrigation, and general site maintenance. The principal balance of the fund is preserved, providing a stable financial foundation to support these activities for future generations.

Cemetery Fund

Cemetery Revenues by Fund

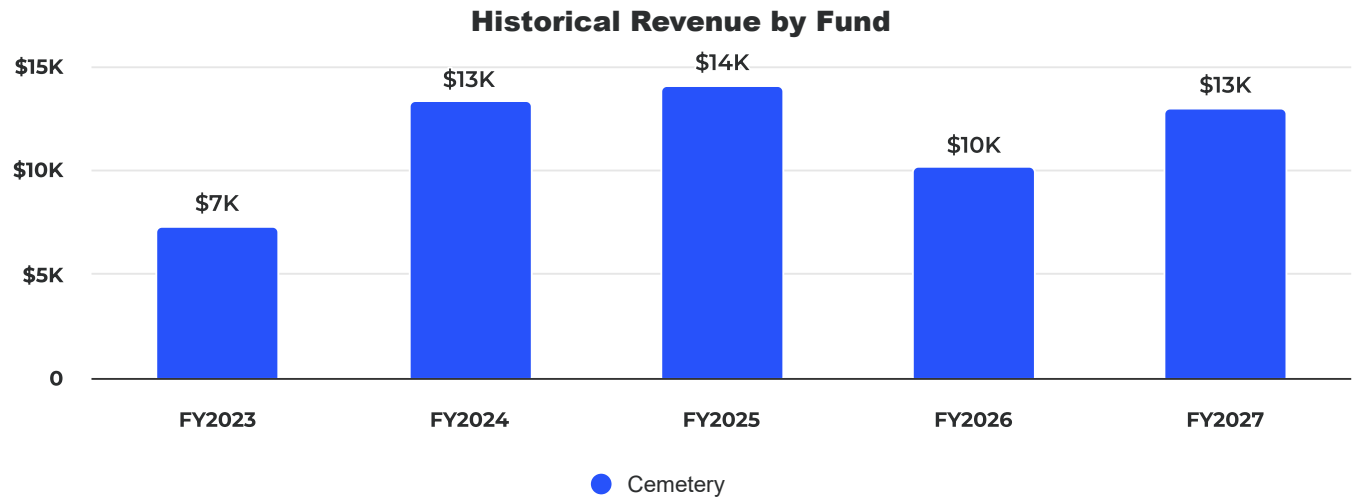

Cemetery Expenditures by Fund

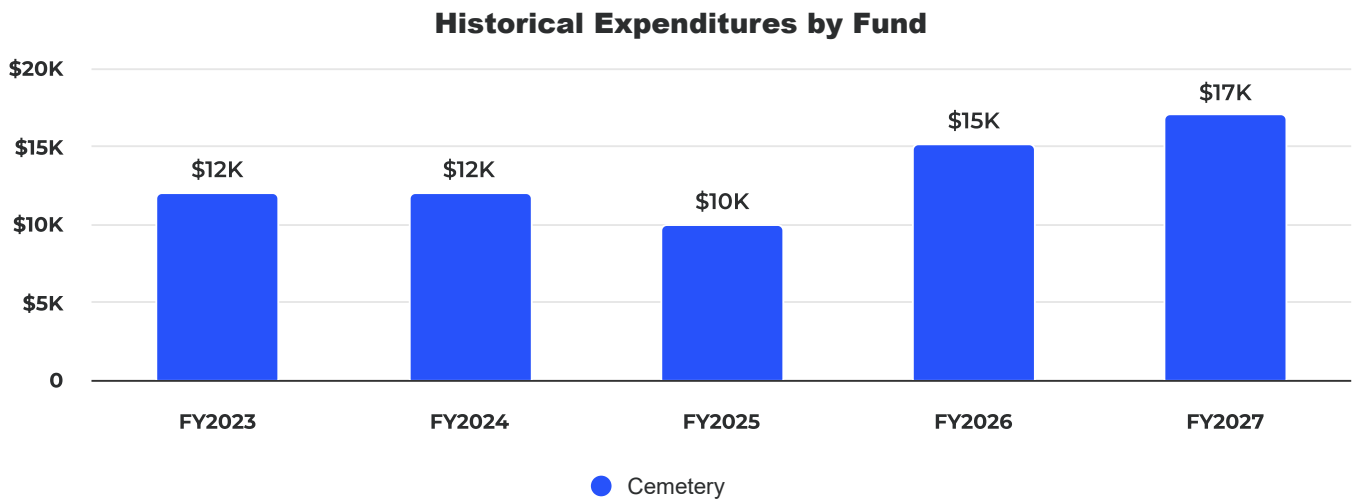

Cemetery Fund Balance

Within the Cemetery Permanent Fund, a portion of the fund balance is classified as nonspendable, representing the principal balance that must be maintained in perpetuity. These amounts cannot be expended and are preserved to generate investment income over time.

The remaining portion of the fund balance consists of interest and investment earnings, which may be used in accordance with applicable restrictions. These earnings are typically retained within the fund and are used to support cemetery maintenance, operations, and related costs.

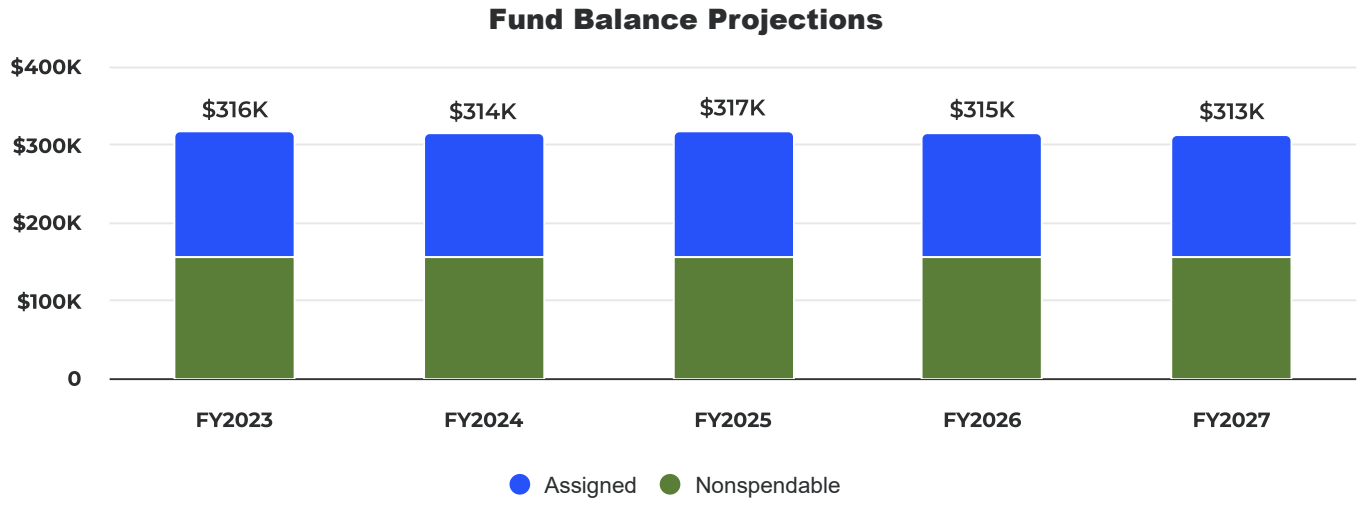

Capital Project Funds

Capital projects are long-term improvement and maintenance programs designed to enhance and preserve the City's infrastructure, buildings and facilities. The programs are broad, and include land and building acquisitions; development of off-street parking; street and sidewalk improvement and rehabilitation; active transportation; intersection capacity enhancements; traffic signal and street lighting upgrades; storm drain improvements; traffic safety enhancements, and park acquisition and renovations.

Capital improvements support economic development by improving public facilities, strengthening infrastructure, attracting businesses and customers, and enhancing the overall vitality of the City. These projects are often easy to identify because they are tied to a specific location and are among the most visible services provided by local government.
Infrastructure maintenance, however, is often less visible and can be easy to overlook until a street, facility, drainage system, or other public asset has significantly deteriorated. As a result, maintenance needs are sometimes deferred when budgets are limited and demand for more visible programs and services is high. Delaying maintenance, however, increases long-term costs. Preventive maintenance and preservation are typically far less expensive than full reconstruction or replacement after an asset has failed.

For this reason, the majority of the City's Capital Improvement Program (CIP) is focused on maintaining and preserving existing infrastructure. This approach reflects the City's commitment to responsible asset management, long-term cost control, and protecting the public investments already made in streets, facilities, drainage systems, and other critical infrastructure.

Tuolumne Heritage Trail Fund

This fund tracks the Tuolumne Heritage Trail . Phase 1 of this project is a 1.5 mile, paved, shared-use path along State Route 49. It will begin on Stockton Street at the South End of the Motherlode Fair Grounds and along Woods Creek Park to Sonora High. The completed trail will extend 14 miles.

Tuolumne Heritage Trail Revenues by Department

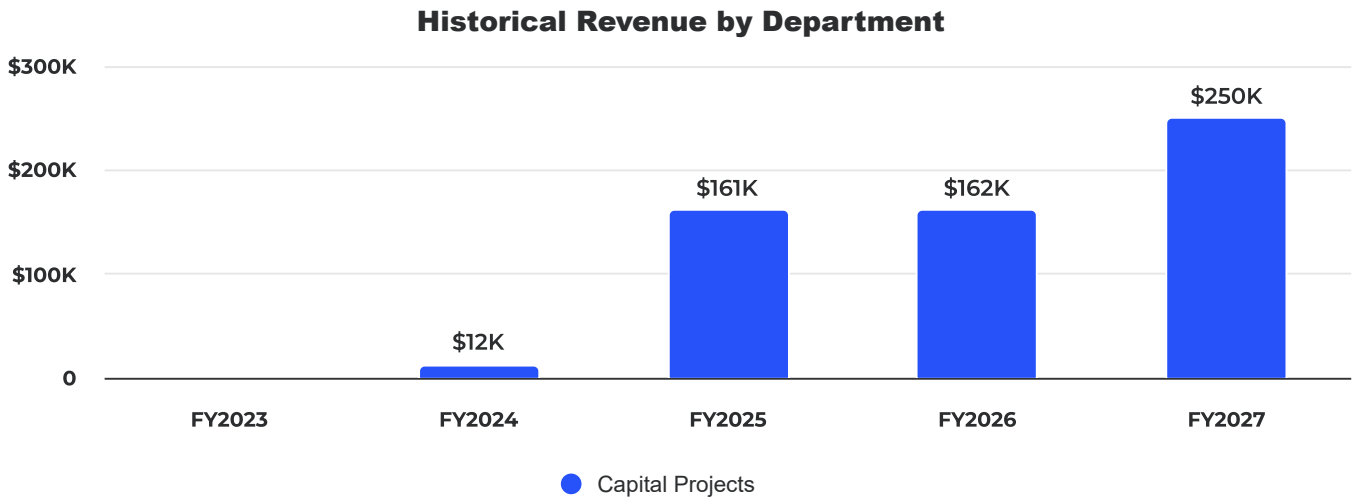

Tuolumne Heritage Trail Expenditures by Fund

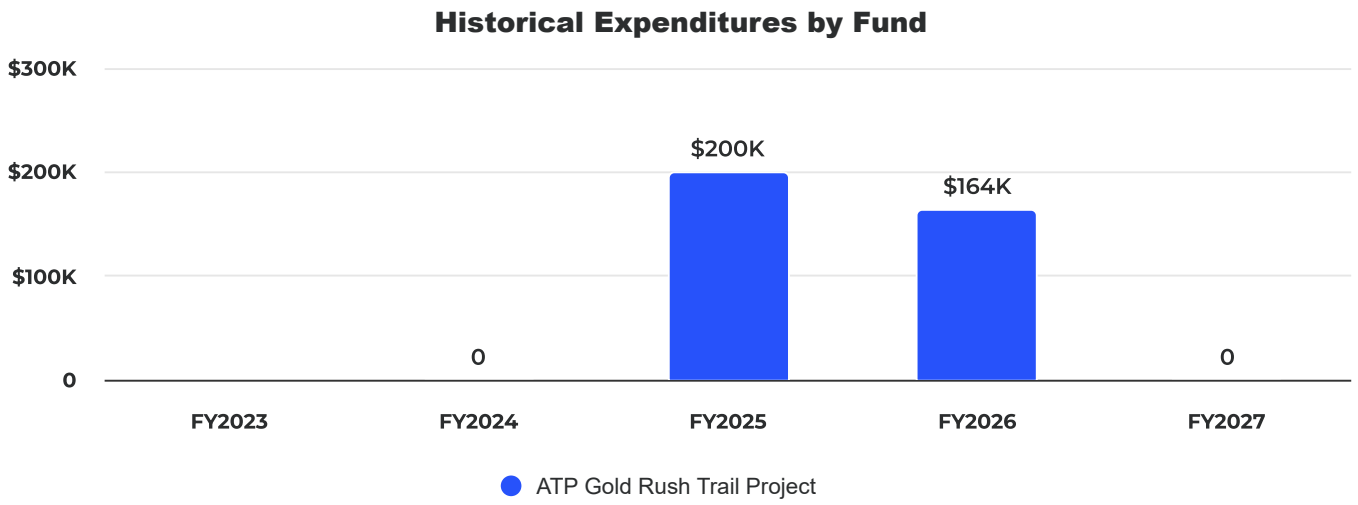

Tuolumne Heritage Trail Fund Balance

The negative fund balance in the Tuolumne Heritage Trail Capital Project Fund reflects the timing difference between project expenditures and reimbursement of grant funds. As work progresses, the City incurs costs upfront and subsequently submits requests for reimbursement to the granting agencies. This results in temporary negative

fund balances until reimbursements are received. This is a common and expected condition for grant-funded capital projects and does not indicate a structural deficit, but rather the normal cash flow cycle associated with reimbursement-based funding.

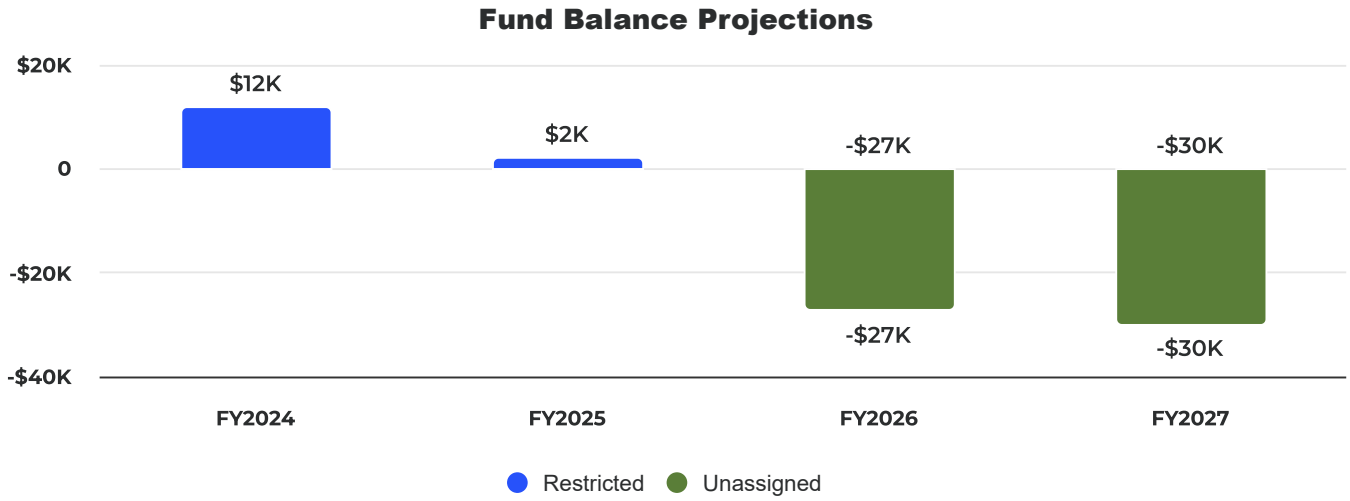

GENERAL FUND DEPARTMENT SUMMARY

The City's General Fund serves as the foundation of municipal finance and is the primary operating fund through which the City conducts the vast majority of its day-to-day governmental activities. As the principal fund of the City, the General Fund receives and appropriates the core revenue sources that sustain local government operations, including property taxes, sales taxes, franchise fees, licenses and permits, intergovernmental revenues, charges for services, and other general revenues not restricted to a specific purpose. Because these revenues are unrestricted in nature, the General Fund is uniquely positioned to support the full breadth of essential services the City provides to its residents, businesses, and visitors.

The use of the General Fund as the City's primary operating fund reflects both sound governmental accounting practice and the practical reality that most core municipal services are funded through general-purpose revenues rather than dedicated or restricted sources. This structure ensures that the City can allocate resources to meet changing community needs, maintain service levels across all departments, and respond to unanticipated demands or priorities in a coordinated and fiscally responsible manner. The General Fund is governed by the annual budget process, in which the City Council appropriates expenditures by departments, providing public transparency and accountability over how tax dollars are spent.

Departmental Organization and Accounting

All City departments are accounted for within the General Fund, and each department is assigned its own unique department number within the City's accounting system. This structure allows financial activity, including appropriations, expenditures, encumbrances, and revenues, to be tracked, monitored, and reported at the individual department level, while still rolling up into the consolidated General Fund for citywide financial reporting.

Each department number functions as a discrete budgetary unit within the accounting system. Department managers are responsible for operating within their adopted budget appropriations, and financial reports generated throughout the fiscal year allow both staff and elected officials to monitor actual spending against budgeted amounts in real time. This departmental framework supports accountability, facilitates year-end variance analysis, and provides the data necessary for informed decision-making during the annual budget process.

The City departments operating within the General Fund, each carrying its own department number in the accounting system, are as follows:

- **City Council** — Provides legislative oversight and policy direction for all City operations. The City Council appropriates the annual budget and sets strategic priorities for the organization.
- **City Clerk** — Administers official City records, elections, public notices, and legislative documentation. Ensures transparency and public access to government information.
- **City Administration** — Provides executive leadership and overall management of City operations, implementing the policies and directives established by the City Council.
- **Administrative Services** — Oversees core administrative functions including finance, human resources, and other support services that serve the entire organization.

- **Engineering Services** — Oversees the planning, design, and oversight of public infrastructure projects, supporting the development and maintenance of streets, utilities, and other capital improvements.
- **Information Technology** — Manages City Hall technology infrastructure, software systems, cybersecurity, and digital services that support all departments and public-facing operations.
- **General Services** — Provides for expenditures and revenues that are not directly tied to a specific department, including shared and citywide operational costs.
- **Community Development** — Oversees planning, zoning, building, code enforcement, economic development, and related regulatory functions that guide the orderly growth, land use, and development of the City while ensuring compliance with applicable municipal and state regulations.
- **Police Department** — Delivers law enforcement, emergency response, community policing, and public safety services to protect residents and maintain order throughout the City.
- **Fire Department** — Provides fire suppression, emergency medical services, fire prevention, and hazardous material response to safeguard life and property.
- **Public Works** — Manages and maintains the City's infrastructure, including streets, sidewalks, storm drainage, and related capital and maintenance programs.
- **Cemetery** — Provides for the maintenance and upkeep of cemetery grounds, including landscaping, irrigation, and general site care.
- **Opera Hall** — Supports the maintenance of this community cultural asset, providing residents and visitors with access to performing arts and civic events.

Together, these departments collectively deliver the essential governance, public safety, infrastructure, community services, and administrative support that define the quality and character of City government.

By consolidating all General Fund departments within a single fund structure, while maintaining distinct department numbers for granular budgetary control, the City ensures both organizational efficiency and rigorous financial accountability at every level of operations.

Item C.

Total Budgeted Full Time Equivalent Employees
Summary Positions by Department

	2022/23 Approved	2023/24 Approved	2024/25 Approved	2025/26 Proposed	2026/27 Proposed
City Administration					
City Administrator	1.0	1.0	1.0	1.0	1.0
Assistant City Administrator	0.0	0.0	1.0	1.0	0.0
City Attorney	0.0	0.0	0.0	0.0	0.0
Administrative Svs Director	1.0	1.0	0.0	0.0	1.0
Administrative Svs Officer (City Clerk)	1.0	1.0	1.0	1.0	1.0
Administrative Analyst	0.0	0.0	0.0	0.0	0.0
Finance Assistant	1.0	1.0	1.0	1.0	1.0
Deputy City Clerk	0.6	1.0	1.0	1.0	1.0
Office Assistant-Accounting Tech	0.0	0.0	0.0	0.0	0.0
Fleet Mechanic Supervisor	1.0	0.0	0.0	0.0	0.0
Total Department FTE's	4.6	5.0	5.0	5.0	5.0
Community Development					
Community Development Director	1.0	1.0	1.0	1.0	1.0
City Building Offical	0.0	0.0	1.0	1.0	1.0
Community Development Specialist I	0.0	0.0	0.0	0.0	0.0
Community Development Specialist II	1.0	0.0	0.0	0.0	0.0
City Building Official	0.0	0.0	0.0	0.0	0.0
Building Inspector	0.0	0.0	0.0	0.0	0.0
Special Programs Coordinator	0.0	0.0	0.0	0.0	0.0
Economic Development Coordinator	0.0	0.0	0.0	0.0	0.0
Total Department FTE's	2.0	1.0	2.0	2.0	2.0
Police Department					
Chief of Police	1.0	1.0	1.0	1.0	1.0
Police Lieutenant	1.0	1.0	1.0	1.0	1.0
Police Sergent	2.0	2.0	2.0	2.0	2.0
Police Officer (Includes 2 Corporals)	10.0	10.0	10.0	10.0	10.0
Reserve Police Officer	0.2	0.2	0.2	0.2	0.2
Community Service Officer (FT/PT)	1.6	1.6	1.6	1.6	1.6
School Resource Officer (PT)	0.0	0.0	0.0	0.0	0.0
Communications Dispatcher	5.0	5.0	5.0	5.0	5.0
Communications Dispatcher Relief	1.0	1.3	1.3	1.3	1.3
Police Records Technician	1.0	1.0	1.0	1.0	1.0
Background Investigator	0.1	0.0	0.0	0.0	0.0
Information Technology Tech	0.2	0.2	0.2	0.2	0.2
Homeless Outreach Coordinator	0.0	0.6	1.0	1.0	1.0
Total Department FTE's	23.1	23.9	24.3	24.3	24.3
Fire Department					
Fire Chief	1.0	1.0	1.0	1.0	1.0
Fire Captain	3.0	3.0	3.0	3.0	3.0
Fire Engineer	3.0	3.0	3.0	3.0	3.0
Fire Engineer Relief	0.8	0.8	0.8	0.8	0.8
Volunteers	0.3	0.3	0.3	0.3	0.3
Interns	0.1	0.1	0.1	0.1	0.1
Office Assistant	0.6	0.6	0.6	0.6	0.6
Total Department FTE's	8.8	8.8	8.8	8.8	8.8
Public Works					
Public Works Director	0.0	0.0	0.0	0.0	0.0
Public Works Supervisor	1.0	1.0	1.0	1.0	1.0
Public Works Specialist I/II	3.0	3.0	4.0	4.0	4.0
Public Works Assistant	2.0	2.0	1.0	1.0	1.0
Total Department FTE's	6.0	6.0	6.0	6.0	6.0
Total City FTE's	44.45	44.7	46.1	46.1	46.1

Administration

Christopher Gorsky, City Administrator

The City Administration function provides overall leadership, management, and coordination for the City organization and serves as the primary link between the City Council, staff, and the community. For budgetary purposes, this function includes the City Council, City Clerk, City Administrator, Administrative Services, Information Technology, and General Services programs, each of which plays a critical role in supporting effective governance and day-to-day operations.

Collectively, these functions are responsible for implementing the policies and priorities established by the City Council, ensuring the efficient delivery of municipal services, and maintaining transparency and accountability in City operations. The City Administrator oversees organizational performance, coordinates departmental activities, and prepares the annual budget, providing strategic recommendations to align resources with community needs. The City Council establishes policy direction, while the City Clerk ensures compliance with legal requirements, records management, and public access to government processes.

Administrative Services supports the organization through financial management, budgeting, human resources, risk management, and operational support functions. Information Technology maintains the City's technological infrastructure, cybersecurity, and business systems, enabling efficient service delivery and data management. General Services accounts for shared, citywide costs and activities that support multiple departments and overall operations.

Total Budgeted Full Time Equivalent Employees

Summary Positions by Department

	2022/23 Approved	2023/24 Approved	2024/25 Approved	2025/26 Proposed	2026/27 Proposed
City Administration					
City Administrator	1.0	1.0	1.0	1.0	1.0
Assistant City Administrator	0.0	0.0	1.0	1.0	0.0
City Attorney	0.0	0.0	0.0	0.0	0.0
Administrative Svs Director	1.0	1.0	0.0	0.0	1.0
Administrative Svs Officer (City Clerk)	1.0	1.0	1.0	1.0	1.0
Administrative Analyst	0.0	0.0	0.0	0.0	0.0
Finance Assistant	1.0	1.0	1.0	1.0	1.0
Deputy City Clerk	0.6	1.0	1.0	1.0	1.0
Office Assistant-Accounting Tech	0.0	0.0	0.0	0.0	0.0
Fleet Mechanic Supervisor	1.0	0.0	0.0	0.0	0.0
Total Department FTE's	4.6	5.0	5.0	5.0	5.0

Approved Administration Full Time Equivalent Positions FY2026-27

City Council

Ann Segerstrom, Mayor

The Sonora City Council serves as the governing body of the City, vested with the regulatory power of the municipal corporation. The Council's mission is to develop an overall vision for the community as a whole and is responsible for the scope, direction, and financing of City services; establishing policy based on information provided by staff, advisory boards and commissions, and the public; and implementing policy through staff under the Council-Manager form of government.

Mission

The City of Sonora's mission is to foster a safe, vibrant, and prosperous community that enhances the quality of life for all.

Vision

With leadership and integrity, the City of Sonora commits to excellent service through collaboration and innovation.

Core Values

Service, Innovation, Integrity, Collaboration, Respect, Leadership.

Community Priorities

Homelessness
Infrastructure Management/Maintenance
Public Safety
Growth and Development
Fiscal Stability

Core Council Priorities

Fiscal Responsibility and Stability
Infrastructure and Engineering
Public Safety/Disaster Preparedness
Economic Development/Growth/General Plan
Homelessness Issues
Staffing — Salary/Benefits/Training/Retention

Core Themes

1. Address challenges with homelessness.
2. Invest in infrastructure maintenance and improvements.
3. Assure strong public safety services (police and fire).
4. Provide effective planning for growth, attainable housing, and business development.
5. Assure the City's ability to meet community needs now and into the long-term future by stabilizing the City's long-term fiscal situation, increasing staff in critical functions, and providing competitive salaries.

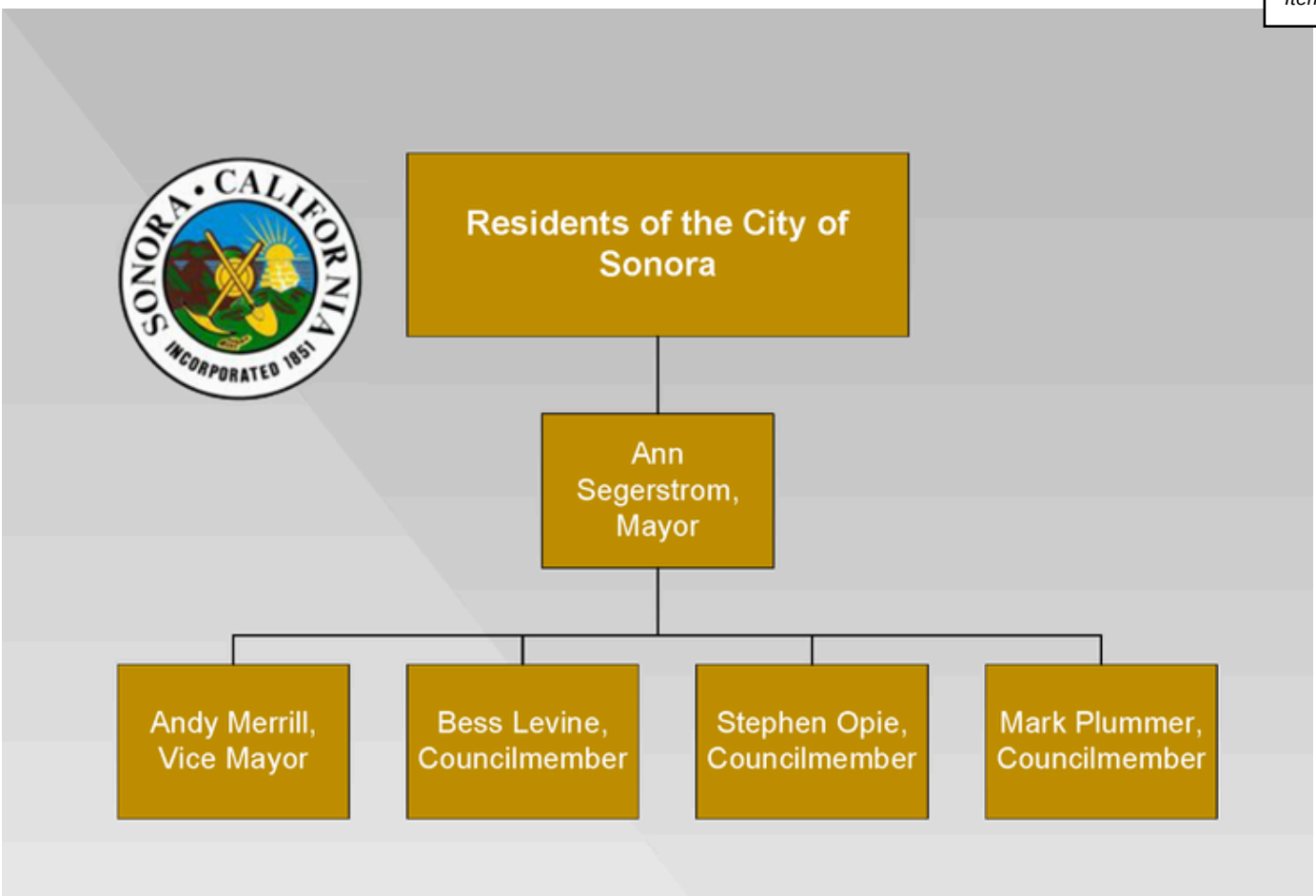

City Council Expenditures by Object

The City Council budget includes expenditures associated with the City Council's operations, including legal services provided by the City's contracted City Attorney. Expenditures during the past three fiscal years have been elevated due to several significant one-time and ongoing factors. These included legal costs associated with negotiating Memorandums of Understanding (MOUs) with the City's employee associations, legal and administrative expenses related to the transition to a new solid waste service provider, and an overall increase in demand for legal services. Like many California municipalities, the City has experienced growing legal and regulatory complexity, increased compliance requirements, and a more litigious operating environment, all of which have contributed to higher legal expenditures. While certain one-time projects have been completed, legal service demands remain above historical levels and continue to be monitored as part of the City's ongoing financial planning efforts.

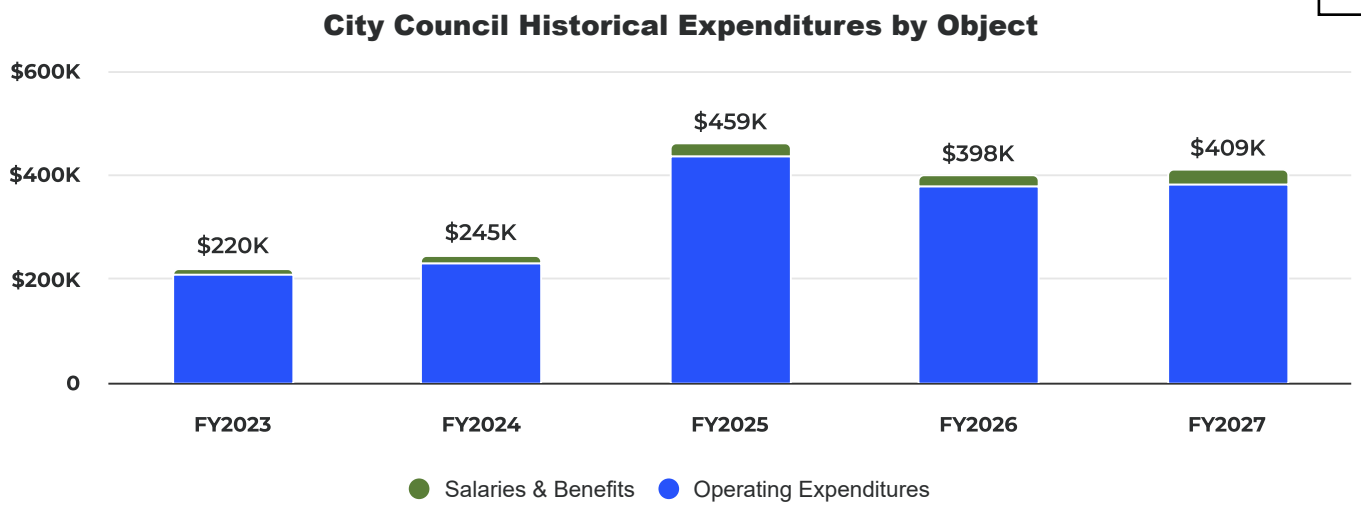

City Council Expenditures by Object

Category	FY25/26 Actual	FY25/26 Budget	FY26/27 Budget	FY25/26 Budget vs. FY26/27 Budget (% Change)
Salaries & Benefits	$ 22,194	$ 25,600	$ 25,900	1.2%
Stipend	$ 13,650	$ 14,000	$ 14,000	-
F.I.C.A.	$ 1,044	$ 1,100	$ 1,100	-
Workers Compensation	$ 2,000	$ 2,000	$ 2,300	15.0%
Travel and Trainings	$ 5,300	$ 8,000	$ 8,000	-
Dues, Memberships & Publications	$ 200	$ 500	$ 500	-
Operating Expenditures	$ 376,015	$ 384,400	$ 383,000	-0.4%
Supplies	$ 128	$ 1,000	$ 1,000	-
Water and Waste	$ 791	$ 1,000	$ 1,000	-
Power and Propane	$ 1,758	$ 2,500	$ 2,500	-
Outside Services	$ 6,633	$ 7,600	$ 7,600	-
Legal Fees	$ 344,798	$ 350,000	$ 350,000	-
General Liability Insurance	$ 19,600	$ 19,600	$ 18,200	-7.1%
Building Equip Maint & Repair	$ 699	$ 1,000	$ 1,000	-
Building Maint and Repair	$ 1,608	$ 1,700	$ 1,700	-
Total Expenditures	**$ 398,209**	**$ 410,000**	**$ 408,900**	**-0.3%**

The major budget line items for the City Council Budget include: Stipends for the City Council, the City Attorney Contract, and costs to organize, record, and broadcast the council meetings.

Item C.

City Clerk

Nicole McCutchen, City Clerk

The City Clerk is an appointed official responsible for ensuring equal access to open and transparent government. As a vital link between the public and the City's legislative process, the Clerk prepares the legislative agenda, verifies that all legal notices are properly posted or published, and coordinates the necessary arrangements to facilitate effective and orderly public meetings. The City Clerk also provides critical administrative support to the City Council, manages public inquiries, and oversees official City functions and ceremonial events. In fulfilling these duties, the Clerk is entrusted with the important responsibility of accurately recording and preserving the decisions that form the foundation of our representative government.
By statute, the City Clerk is required to maintain, index, and safeguard the official Minutes, Ordinances, and Resolutions adopted by the legislative body. In addition, the Clerk ensures that other vital municipal records are properly archived and remain readily accessible to the public, supporting transparency and historical preservation. The Office of the City Clerk plays a key role in upholding the integrity of the City's legislative processes and fostering informed civic engagement within the community.

Before FY2023/24, the City did not have an officially recognized City Clerk or dedicated responsibilities for that role. To support the creation of this position, a part-time position within the Administrative Services Department was eliminated to offset costs.

City Clerk Expenditures by Object

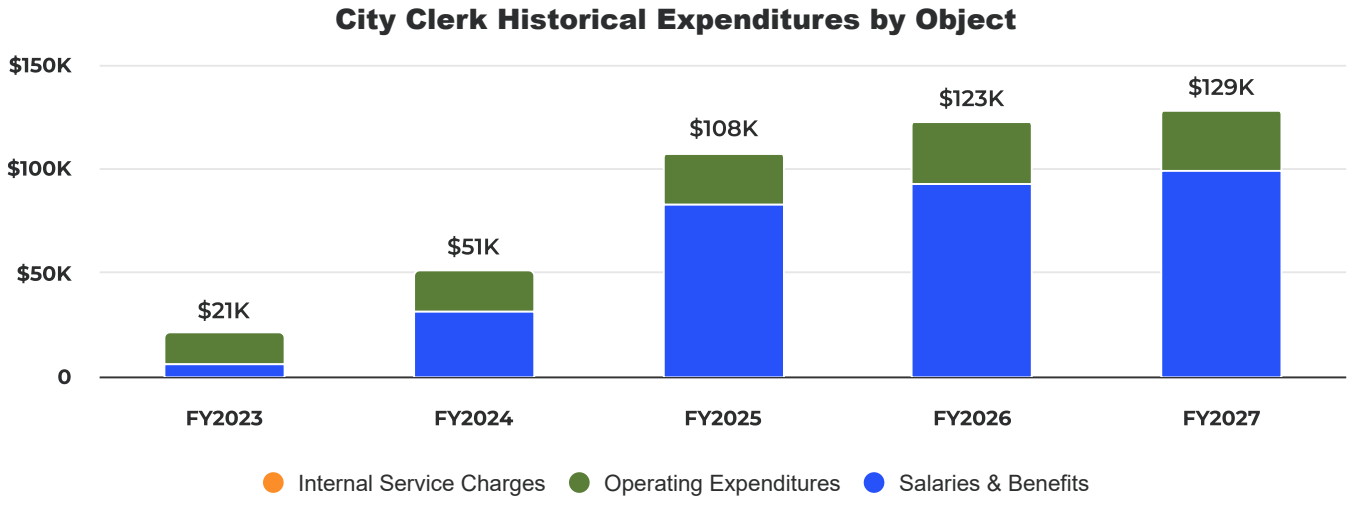

City Clerk Expenditures by Object

Category	FY25/26 Actual	FY25/26 Budget	FY26/27 Budget	FY25/26 Budget vs. FY26/27 Budget (% Change)
Salaries & Benefits	$ 92,672	$ 94,700	$ 99,000	4.5%
Salaries, Regular	$ 57,602	$ 58,200	$ 60,500	4.0%
Overtime	$ 437	$ 500	$ 500	-
CalPERS	$ 12,239	$ 12,300	$ 12,700	3.3%
F.I.C.A.	$ 4,387	$ 4,400	$ 4,700	6.8%
Health & Medical Insurance	$ 15,517	$ 15,800	$ 16,900	7.0%
Workers Compensation	$ 2,000	$ 2,000	$ 2,200	10.0%
Travel and Trainings	$ 295	$ 1,000	$ 1,000	-
Dues, Memberships & Publications	$ 195	$ 500	$ 500	-
Operating Expenditures	$ 29,681	$ 35,000	$ 28,700	-18.0%
Supplies	$ 257	$ 1,000	$ 1,000	-
Postage and Shipping	$ 12	$ 100	$ 100	-
Rental Equipment	$ 1,469	$ 1,500	$ 1,500	-
Communications	$ 534	$ 600	$ 600	-
Water and Waste	$ 525	$ 600	$ 700	16.7%
Power and Propane	$ 1,397	$ 1,700	$ 1,800	5.9%
Internet	$ 607	$ 700	$ 800	14.3%
Outside Services	$ 2,813	$ 3,000	$ 3,000	-
General Liability Insurance	$ 14,800	$ 15,200	$ 13,200	-13.2%
Public Notices	$ 6,339	$ 9,000	$ 4,500	-50.0%
Building Equip Maint & Repair	$ 374	$ 500	$ 500	-
Building Maint and Repair	$ 554	$ 1,100	$ 1,000	-9.1%
Internal Service Charges	$ 760	$ 1,000	$ 1,000	-
Self-Insured Dental	$ 760	$ 1,000	$ 1,000	-
Total Expenditures	**$ 123,113**	**$ 130,700**	**$ 128,700**	**-1.5%**

The Internal Service Charge represents the transfer from the General Fund to the Self Insured Dental Fund.

City Clerk Goals and Accomplishments

City Clerk FY2025/26 Accomplishments and FY2026/27 Goals	
FY25/26 Accomplishments	**FY26/27 Goals**
O **All required legal postings:** The City Clerk ensures that all the required legal postings, including agendas and minutes, are cosistently published in full compliance with state law, supporting transparency and meeting Council priorities. (Council Priorities #53, 108)	O **All required legal postings:** The City Clerk ensures that all the required legal postings, including agendas and minutes, are cosistently published in full compliance with state law, supporting transparency and meeting Council priorities. (Council Priorities #53, 108)
O **Tuolumne County Local Area Formation Commission:** Assumed all clerk functions for Tuolumne County LAFCO, including conducting meetings, posting minutes, and maintaining recording of meetings. Ongoing. (Council priority #43)	O **Tuolumne County Local Area Formation Commission:** Assumed all clerk functions for Tuolumne County LAFCO, including conducting meetings, posting minutes, and maintaining recording of meetings. Ongoing. (Council priority #43)
O **City deadline and event calendar:** Created and maintains a comprehensive list of key dates, milestones, and events for the City, providing an organized reference to support efficient planning and coordination across all departments. Ongoing. (Council priority #108)	O **City deadline and event calendar:** Created and maintains a comprehensive list of key dates, milestones, and events for the City, providing an organized reference to support efficient planning and coordination across all departments. Ongoing. (Council priority #108)
O **FPPC Statement of Economic Interest Form 700:** Ensures that all required individuals file Form 700 with the FPPC on time, maintaining compliance with state transparency and conflict-of-interest regulations. Ongoing.	O **FPPC Statement of Economic Interest Form 700:** Ensures that all required individuals file Form 700 with the FPPC on time, maintaining compliance with state transparency and conflict-of-interest regulations. Ongoing.
O **City Social Media:** Monitor and Maintain City's social media presence. Ongoing. (Council priority #120, 124)	O **City Social Media:** Monitor and Maintain City's social media presence. Ongoing. (Council priority #120, 124)
O **Report Quarterly Metrics:** In FY2025/26, the City Clerk will initiate quarterly reporting of key metrics collected from each department to support data-driven decision-making and promote organizational accountability. (Council priority #53).	O **Report Quarterly Metrics:** In FY2025/26, the City Clerk will initiate quarterly reporting of key metrics collected from each department to support data-driven decision-making and promote organizational accountability. (Council priority #53).
	O **Continued Improvements in Department Efficiency:** The City will continue to improve operational efficiency through the strategic use of technology, including artificial intelligence, process improvements, and enhanced resource management. (Council priority #53).

City Administration

Christopher Gorsky, City Administrator

The City Administrator is appointed by the City Council and serves as the administrative head of the City organization, providing leadership and direction to staff in carrying out the City Council's goals, policies, and priorities on behalf of the community. The City Administrator is responsible for the efficient day-to-day operation of all City functions, including implementing Council policy, coordinating departmental activities, and ensuring effective delivery of municipal services. This role also includes formulating recommendations to the City Council on policy, operational, and strategic matters, as well as preparing and administering the City's annual budget. In addition, the City Administrator serves as Director of Emergency Services, overseeing and coordinating the City's response to emergency events to ensure the safety and well-being of the community.

City Administration Expenditures by Object

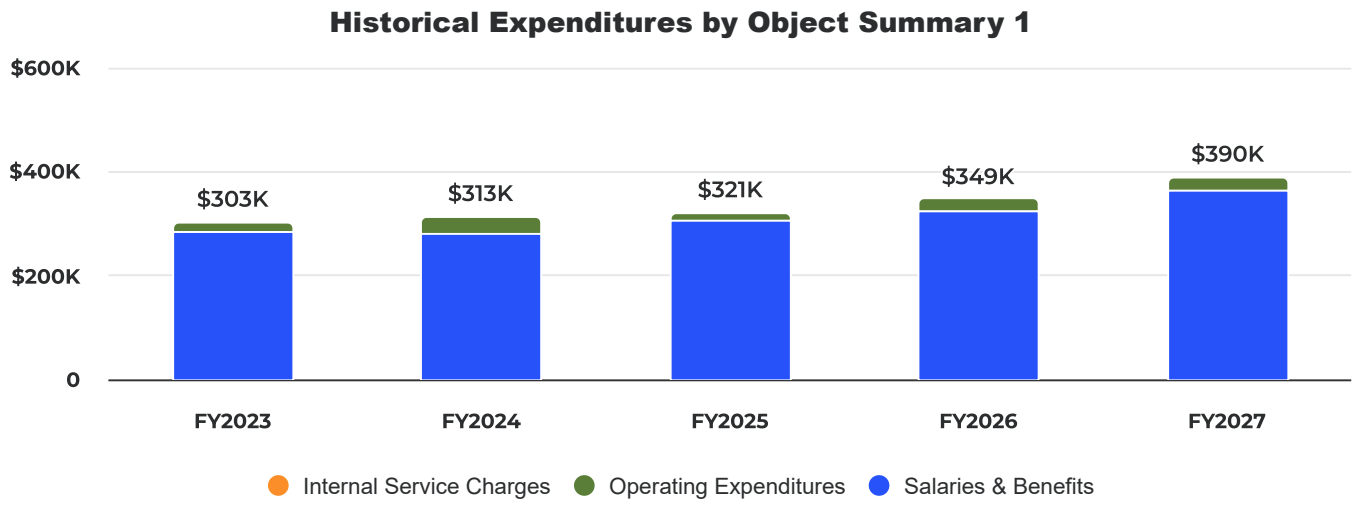

City Administration Expenditures by Object

Category	FY25/26 Actual	FY25/26 Budget	FY26/27 Budget	FY25/26 Budget vs. FY26/27 Budget (% Change)
Salaries & Benefits	$ 325,044	$ 357,950	$ 365,000	2.0%
Salaries, Regular	$ 203,759	$ 228,600	$ 226,500	-0.9%
Deferred Compensation	$ 14,955	$ 15,400	$ 19,700	27.9%
CalPERS	$ 61,649	$ 63,500	$ 63,600	0.2%
F.I.C.A.	$ 14,045	$ 15,400	$ 17,200	11.7%
Health & Medical Insurance	$ 14,091	$ 16,700	$ 18,100	8.4%
Workers Compensation	$ 3,400	$ 3,400	$ 3,800	11.8%
Other Employee Benefits	$ 4,471	$ 4,950	$ 4,800	-3.0%
Travel and Trainings	$ 7,854	$ 9,000	$ 10,000	11.1%
Dues, Memberships & Publications	$ 820	$ 1,000	$ 1,300	30.0%
Operating Expenditures	$ 23,016	$ 25,400	$ 24,300	-4.3%
Supplies	$ 677	$ 1,500	$ 1,000	-33.3%
Postage and Shipping	$ 1,865	$ 1,900	$ 500	-73.7%
Rental Equipment	$ 3,122	$ 3,200	$ 3,300	3.1%
Communications	$ 2,249	$ 2,200	$ 2,400	9.1%
Water and Waste	$ 598	$ 800	$ 800	-
Power and Propane	$ 2,796	$ 3,500	$ 3,500	-
Internet	$ 1,452	$ 1,500	$ 1,500	-
Outside Services	$ 2,500	$ 2,500	$ 2,500	-
General Liability Insurance	$ 6,300	$ 6,300	$ 6,800	7.9%
Building Equip Maint & Repair	$ 459	$ 1,000	$ 1,000	-
Building Maint and Repair	$ 998	$ 1,000	$ 1,000	-
Internal Service Charges	$ 449	$ 1,000	$ 1,000	-
Self-Insured Dental	$ 449	$ 1,000	$ 1,000	-
Total Expenditures	**$ 348,509**	**$ 384,350**	**$ 390,300**	**1.5%**

The Internal Service Charge represents the transfer from the General Fund to the Self Insured Dental Fund.

Item C.

City Administration Goals and Accomplishments

Administration FY2025/26 Accomplishments and FY2026/27 Goals	
FY25/26 Accomplishments	**FY26/27 Goals**
O **Ongoing Support and Collaboration with Community Partners:** Continue to actively monitor and support partnerships with the Sonora Chamber of Commerce and Visit Tuolumne County, fostering economic development, promoting tourism, and strengthening community engagement to benefit the local economy. (Council priority #18, 21, 108)	O **Ongoing Support and Collaboration with Community Partners:** Continue to actively monitor and support partnerships with the Sonora Chamber of Commerce and Visit Tuolumne County, fostering economic development, promoting tourism, and strengthening community engagement to benefit the local economy. (Council priority #18, 21, 108)
O **Support for Organization to Advance Key City Priorities:** Supports and directs efforts designed to prioritize facility planning, accelerate capital project delivery, and enhance economic development initiatives, ensuring efficient use of resources and long-term community growth. (Council priority #32, 59)	O **Support for Organization to Advance Key City Priorities:** Supports and directs efforts designed to prioritize facility planning, accelerate capital project delivery, and enhance economic development initiatives, ensuring efficient use of resources and long-term community growth. (Council priority #32, 59)
O **Complete Negotiations with Remaining Employee Associations:** Will work to successfully complete negotiations with the remaining two employee associations, aiming to reach fair and sustainable agreements that promote workforce stability, support employee well-being, and align with the City's financial objectives. (City prioritiy #77)	O **Continue Negotiation of Revenue Sharing Agreement with the County:** Engaged in reviewing and negotiating revenue sharing agreements with the County to ensure a fair and sustainable distribution of resources that supports essential City services and long-term fiscal stability. (Council priority #6, 42, 43, 44)
O **Continue Negotiation of Revenue Sharing Agreement with the County:** Engaged in reviewing and negotiating revenue sharing agreements with the County to ensure a fair and sustainable distribution of resources that supports essential City services and long-term fiscal stability. (Council priority #6, 42, 43, 44)	O **City Social Media:** Monitor and Maintain City's social media presence. Ongoing. (Council priority #120, 124)
O **Issue RFP for Solid Waste Collection and Recycling Services:** Will initiate and complete the process of issuing a Request for Proposals (RFP) for solid waste collection and recycling services, with the goal of securing cost-effective, efficient, and environmentally responsible waste management solutions for the City of Sonora. (Council priority #48, 100)	O **Continue to improve organizational efficiency:** through the strategic use of technology, including artificial intelligence, while advancing economic development, strengthening intergovernmental partnerships, enhancing financial stewardship, and supporting long-term planning initiatives that promote sustainable growth and high-quality services for the community. (Council priority #23, 32)

Administrative Services

The Administrative Services Department provides essential internal support that enables the efficient and effective operation of all City departments. The department oversees a broad range of core functions, including financial management, budgeting, human resources, risk management, information technology, fleet coordination, and facility and real property oversight.

Key responsibilities include administering financial operations such as accounts payable, payroll, regulatory reporting, and preparation of the Annual Comprehensive Financial Report (ACFR); coordinating the development and management of the City's annual budget and overseeing cash flow and investments in accordance with adopted policies; and managing revenue programs, including business licensing and compliance with various City revenue sources. The department also leads human resources functions such as recruitment, employee relations, classification and compensation, and benefits administration, while managing risk through insurance coordination and claims oversight.

Through these functions, the Administrative Services Department plays a foundational role in supporting City operations, ensuring fiscal responsibility, organizational effectiveness, and the delivery of high-quality services to the community.

Administrative Services Expenditures by Object

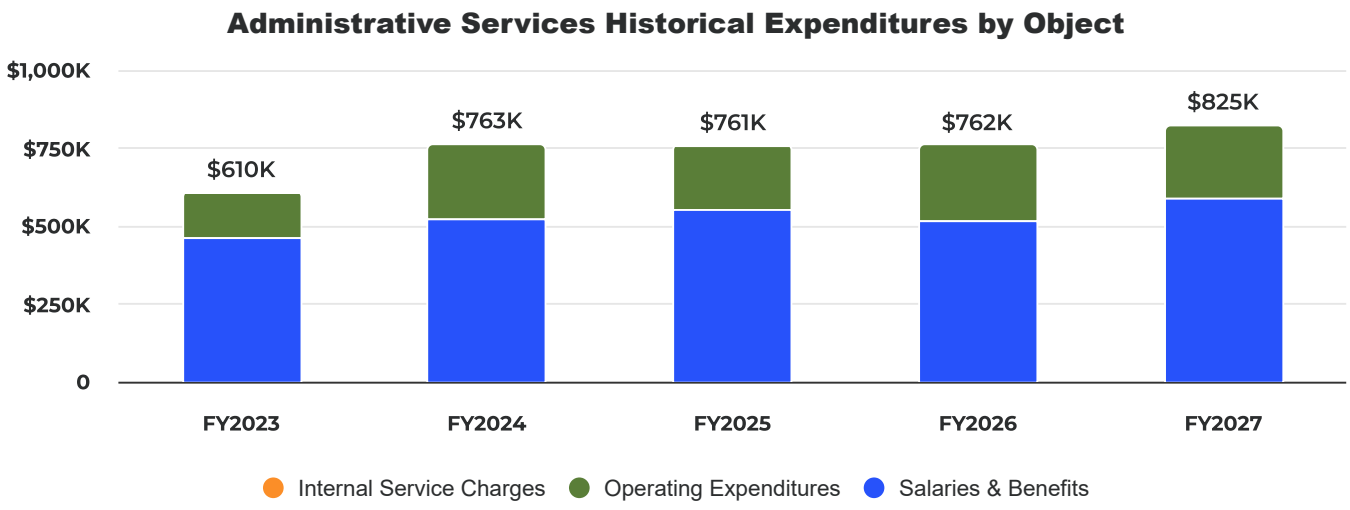

Administrative Services Expenditures by Object

Category	FY25/26 Actual	FY25/26 Budget	FY26/27 Budget	FY25/26 Budget vs. FY26/27 Budget (% Change)
Salaries & Benefits	$ 513,860	$ 537,100	$ 585,900	9.1%
Salaries, Regular	$ 261,684	$ 270,700	$ 305,400	12.8%
Overtime	$ 107	$ 500	$ 500	-
Holiday	$ 14,279	$ 14,300	$ 11,600	-18.9%
CalPERS	$ 115,606	$ 120,300	$ 106,400	-11.6%
F.I.C.A.	$ 22,030	$ 25,300	$ 23,400	-7.5%
Health & Medical Insurance	$ 82,178	$ 82,600	$ 116,700	41.3%
Workers Compensation	$ 5,500	$ 5,500	$ 5,900	7.3%
Other Employee Benefits	$ 2,270	$ 3,600	$ 2,500	-30.6%
Travel and Trainings	$ 4,420	$ 5,600	$ 5,000	-10.7%
Dues, Memberships & Publications	$ 750	$ 1,200	$ 1,000	-16.7%
Employee Development & Appreciation	$ 5,036	$ 7,500	$ 7,500	-
Operating Expenditures	$ 245,237	$ 249,150	$ 235,600	-5.4%
Supplies	$ 5,637	$ 7,000	$ 5,000	-28.6%
Equipment Non Capital	$ 5,788	$ 6,000	-	-100.0%
Postage and Shipping	$ 4,426	$ 4,500	$ 3,000	-33.3%
Printing and Forms	-	-	$ 1,000	-
Rental Equipment	$ 3,323	$ 4,000	$ 4,200	5.0%
Computer Equipment	-	-	$ 3,500	-
Communications	$ 3,455	$ 3,500	-	-100.0%
Water and Waste	$ 1,134	$ 1,200	$ 1,300	8.3%
Power and Propane	$ 3,444	$ 4,000	$ 4,000	-
Internet	$ 1,910	$ 2,350	$ 2,000	-14.9%
Outside Services	$ 199,178	$ 200,400	$ 192,000	-4.2%
Pre Employment	$ 1,794	$ 2,500	$ 5,000	100.0%
General Liability Insurance	$ 7,000	$ 7,000	$ 7,600	8.6%
Building Equip Maint & Repair	$ 4,694	$ 3,200	$ 3,500	9.4%
Building Maint and Repair	$ 3,454	$ 3,500	$ 3,500	-
Internal Service Charges	$ 2,653	$ 3,000	$ 3,000	-
Self-Insured Dental	$ 2,653	$ 3,000	$ 3,000	-
Total Expenditures	**$ 761,750**	**$ 789,250**	**$ 824,500**	**4.5%**

Item C.

Administrative Services by Revenue Source

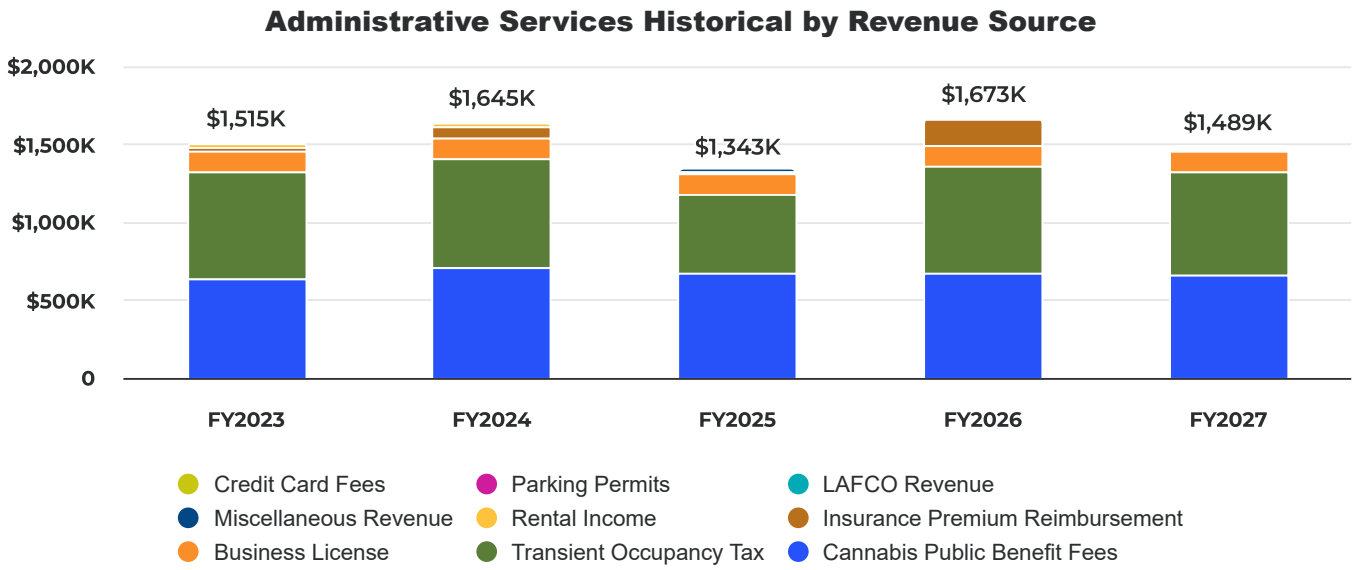

Administrative Services by Revenue Source

Category	FY25/26 Actual	FY25/26 Budget	FY26/27 Budget	FY25/26 Budget vs. FY26/27 Budget (% Change)
LAFCO Revenue	$ 5,976	$ 6,640	$ 6,700	0.9%
Credit Card Fees	$ 1,093	$ 1,300	$ 1,200	-7.7%
Insurance Premium Reimbursement	$ 168,714	$ 82,500	$ 15,000	-81.8%
Miscellaneous Revenue	$ 2,771	$ 5,000	$ 5,000	-
Cannabis Public Benefit Fees	$ 667,377	$ 660,000	$ 660,000	-
Rental Income	$ 4,400	$ 4,400	$ 4,400	-
Transient Occupancy Tax	$ 687,431	$ 711,000	$ 664,000	-6.6%
Business License	$ 130,052	$ 130,000	$ 130,000	-
Parking Permits	$ 5,006	$ 1,100	$ 3,000	172.7%
Total Revenues	**$ 1,672,820**	**$ 1,601,940**	**$ 1,489,300**	**-7.0%**

Administrative Services Goals and Accomplishments

Administrative Services FY2025/26 Accomplishments and FY2026/27 Goals	
FY25/26 Accomplishments	**FY26/27 Goals**
O **Department modernization:** Evaluate technological solutions to maximize operational efficiency, including support for a modern Human Resource Management System (HRMS) that will streamline the entire hiring process—from job posting to candidate selection, onboarding, and employee training—through a fully integrated online platform. (Council priority #108)	O **Department modernization:** Carried forward from the prior year. The Administrative Services Department is actively evaluating technological solutions to maximize operational efficiency, including support for a modern Human Resource Management System (HRMS) that will streamline the entire hiring process, from job posting to candidate selection, onboarding, and employee training, through a fully integrated online platform. (Council priority #108)
O **Ongoing Improvements in Budget Preparation and Transparency:** The Department continues to enhance the budget preparation and presentation process each year, providing clearer, more transparent financial information to support informed decision-making and strengthen public trust. (Council priority #53, 55, 108)	O **Ongoing Improvements in Budget Preparation and Transparency:** The Department continues to enhance the budget preparation and presentation process each year, providing clearer, more transparent financial information to support informed decision-making and strengthen public trust. (Council priority #53, 55, 108)
O **Efficiency Improvements:** Coordinate employee best practices and innovative personnel activities, training and workshops.(Council priority #53, 114, 123)	O **Efficiency Improvements:** Coordinate employee best practices and innovative personnel activities, training and workshops. Including additional technology related updates to improve efficiency. (Council priority #53, 114, 123)
O **Investment Policy Update to Strengthen Revenue Growth:** The Department has updated the City's Investment Policy and implemented a newly required quarterly investment performance report for the City Council, providing regular updates on investment activities and promoting informed financial oversight. (Council priority #48, 53)	O **Policy Updates:** The Administrative Services Department will prioritize the comprehensive review and revision of outdated administrative and human resources policies to ensure alignment with current laws, regulatory requirements, and best practices, while improving clarity, consistency, and operational effectiveness across the organization.(Council priority #48, 53)
O **Creation of Employee Handbook and Policy Updates:** Develope a comprehensive Employee Handbook and updated several outdated policies, including the City's Personnel Policies, to ensure clarity, consistency, and compliance with current laws and best practices. (Council priority #53)	O **Staff Recruitment:** Successfully recruit an Administrative Services Director in the FY. (Council priority #32, 54)

Item C.

Information Technology

The Information Technology Department (IT) supports City operations by delivering reliable, secure, and innovative technology solutions that enhance services for staff and the community. The department is responsible for maintaining and supporting critical systems and infrastructure, including the City's network, servers, storage, and enterprise productivity and collaboration tools.

IT provides strategic technology planning, implements business solutions that improve efficiency and service delivery, and ensures strong cybersecurity practices to protect City data and systems. The department also oversees technology-related budgeting, asset management, and vendor coordination. Through these efforts, IT enables departments to operate effectively, supports informed decision-making, and advances the City's use of technology to meet evolving organizational and community needs.

Information Technology Expenditures by Object

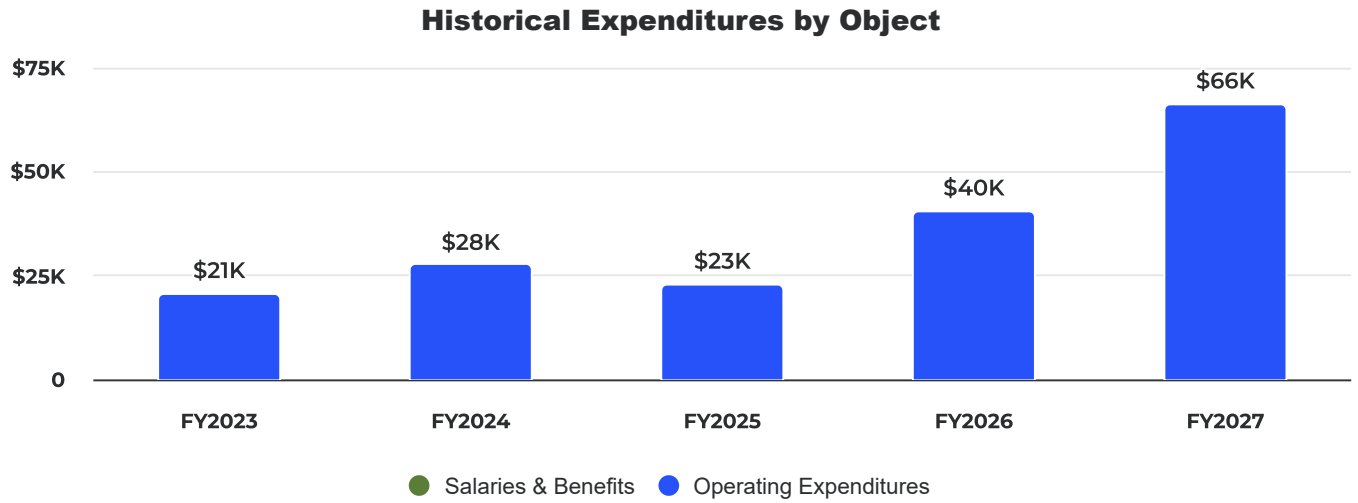

Information Technology Expenditures by Object

Category	FY25/26 Actual	FY25/26 Budget	FY26/27 Budget	FY25/26 Budget vs. FY26/27 Budget (% Change)
Salaries & Benefits	$ 250	$ 250	$ 250	-
Dues, Memberships & Publications	$ 250	$ 250	$ 250	-
Operating Expenditures	$ 40,228	$ 79,000	$ 66,000	-16.5%
Supplies	$ 394	$ 1,000	$ 1,000	-
Computer Equipment	$ 16,715	$ 33,000	$ 26,000	-21.2%
Software Maintenance	$ 17,919	$ 18,000	$ 20,000	11.1%
Outside Services	$ 4,841	$ 23,000	$ 15,000	-34.8%
Information Tech Services	$ 359	$ 4,000	$ 4,000	-

Item C.

Category	FY25/26 Actual	FY25/26 Budget	FY26/27 Budget	FY25/26 Budget vs. FY26/27 Budget (% Change)
Total Expenditures	**$ 40,478**	**$ 79,250**	**$ 66,250**	**-16.4%**

Information Technology Goals and Accomplishments

Information Technology FY2025/26 Accomplishments and FY2026/27 Goals	
FY25/26 Accomplishments	**FY26/27 Goals**
O Continued Support for City Goals and Department Objectives Through Automation: The Department supported City goals and departmental objectives by implementing automation solutions that improved operational efficiency, streamlined workflows, and reduced manual processes, allowing staff to focus on higher-value activities. (Council priority #35, 108)	**O Continued Support for City Goals and Department Objectives Through Automation:** The Department supported City goals and departmental objectives by implementing automation solutions that improved operational efficiency, streamlined workflows, and reduced manual processes, allowing staff to focus on higher-value activities. (Council priority #35, 108)
O Continued Commitment to Excellent Customer Service, Staff Support, and Training: The Department provided exceptional customer service, offering timely staff support and comprehensive training to ensure employees have the tools and knowledge needed to effectively utilize technology resources and maintain productivity. (Council priority #108)	**O Continued Commitment to Excellent Customer Service, Staff Support, and Training:** The Department provided exceptional customer service, offering timely staff support and comprehensive training to ensure employees have the tools and knowledge needed to effectively utilize technology resources and maintain productivity. (Council priority #108)
O Upgrades at City Hall to Enhance Employee Efficiency: Upgrade of the City Hall server to improve system performance, increase reliability, and provide employees with a faster and more efficient technology experience to support daily operations.(Council priority #45, 108)	**O Upgrades at City Hall to Enhance Employee Efficiency:** Upgrade of the City Hall server to improve system performance, increase reliability, and provide employees with a faster and more efficient technology experience to support daily operations.(Council priority #45, 108)
O Support Human Resources in End-to-End Modernization Projects: Provide Support to Human Resources to support end-to-end modernization projects, implementing technology solutions that streamline recruitment, onboarding, personnel management, and employee development processes. (Council priority #108, 113, 123)	**O Support Human Resources in End-to-End Modernization Projects:** Provide Support to Human Resources to support end-to-end modernization projects, implementing technology solutions that streamline recruitment, onboarding, personnel management, and employee development processes. (Council priority #108, 113, 123)
O Website Upgrade and Implementation of .gov Domain: The Department will lead a comprehensive upgrade of the City's website to improve functionality, accessibility, and user experience, while also implementing the official .gov domain extension to enhance public trust and ensure compliance with government cybersecurity standards.	**O Website Upgrade and Implementation of .gov Domain:** The Department will lead a comprehensive upgrade of the City's website to improve functionality, accessibility, and user experience, while also implementing the official .gov domain extension to enhance public trust and ensure compliance with government cybersecurity standards.

General Services

The General Services Department accounts for a variety of City services, activities, and revenues that are not directly attributable to individual operating departments. This department supports the overall administration and efficient functioning of City operations by centralizing shared costs and revenues that benefit the organization as a whole.

General Services includes citywide expenditures such as Other Post-Employment Benefits (OPEB), organizational and administrative costs, memberships, and joint-agency agreements that provide services across multiple departments. These expenditures are necessary to maintain the City's operational capacity and long-term financial stability.

The department also captures major revenue sources generated through overall governmental activity rather than specific programs or services. These revenues include property tax, sales tax, vehicle license fees, franchise fees, and intergovernmental revenues.

By consolidating these shared revenues and expenditures, the General Services Department provides a comprehensive view of the City's core financial resources and obligations that support all departments and services.

General Services Expenditures by Object

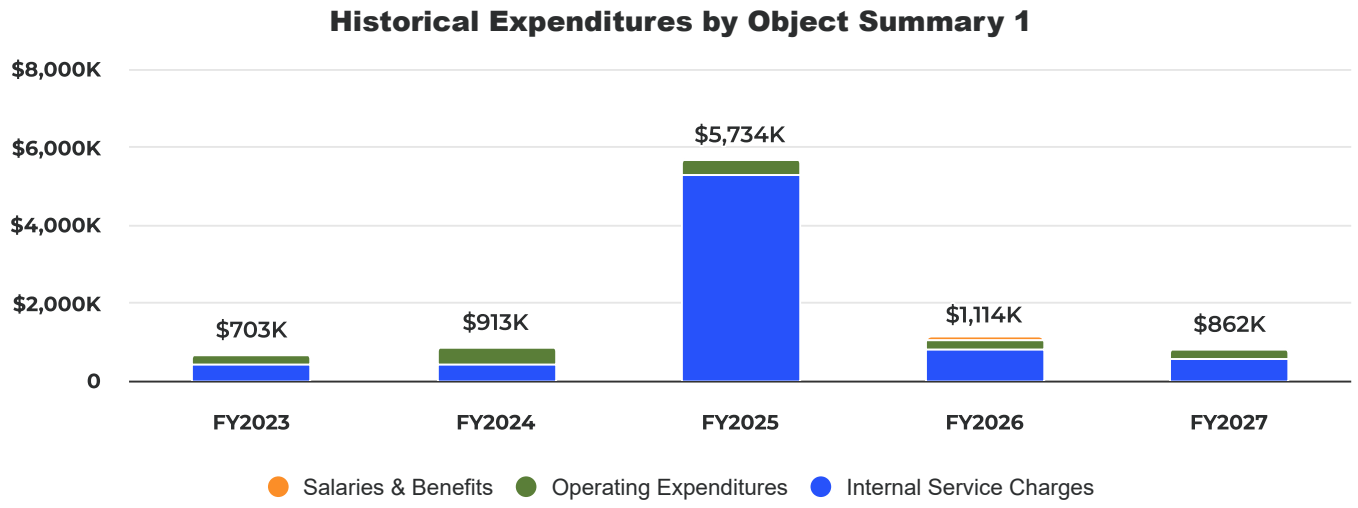

General Services Expenditures by Object

Category	FY25/26 Actual	FY25/26 Budget	FY26/27 Budget	FY25/26 Budget vs. FY26/27 Budget (% Change)
Salaries & Benefits	$ 59,225	$ 65,900	$ 67,000	1.7%
Health & Medical Insurance	$ 53,277	$ 57,000	$ 58,000	1.8%
Dues, Memberships & Publications	$ 5,948	$ 8,900	$ 9,000	1.1%
Operating Expenditures	$ 253,102	$ 250,725	$ 230,800	-7.9%
TOT - Visitors Bureau	$ 156,510	$ 146,500	$ 150,000	2.4%
LAFCO	$ 48,791	$ 48,800	$ 48,800	-
Historic Preservation	$ 321	$ 2,000	$ 2,000	-
Settlements Legal/Insurance	$ 47,480	$ 48,425	$ 25,000	-48.4%
Contingencies	-	$ 5,000	$ 5,000	-
Internal Service Charges	$ 801,947	$ 802,000	$ 563,900	-29.7%
Self-Insured Dental	$ 801,947	$ 802,000	$ 563,900	-29.7%
Total Expenditures	**$ 1,114,274**	**$ 1,118,625**	**$ 861,700**	**-23.0%**

The Internal Service Charges represent the transfers from the General Fund for various activities, including the recommended transfer to the City's CalPERS Pre-Funding Trust Account and the annual contribution to the Labor Reserve fund. The Salaries and Benefit Line Item is the annual OPEB costs.

Item C.

General Services by Revenue Source

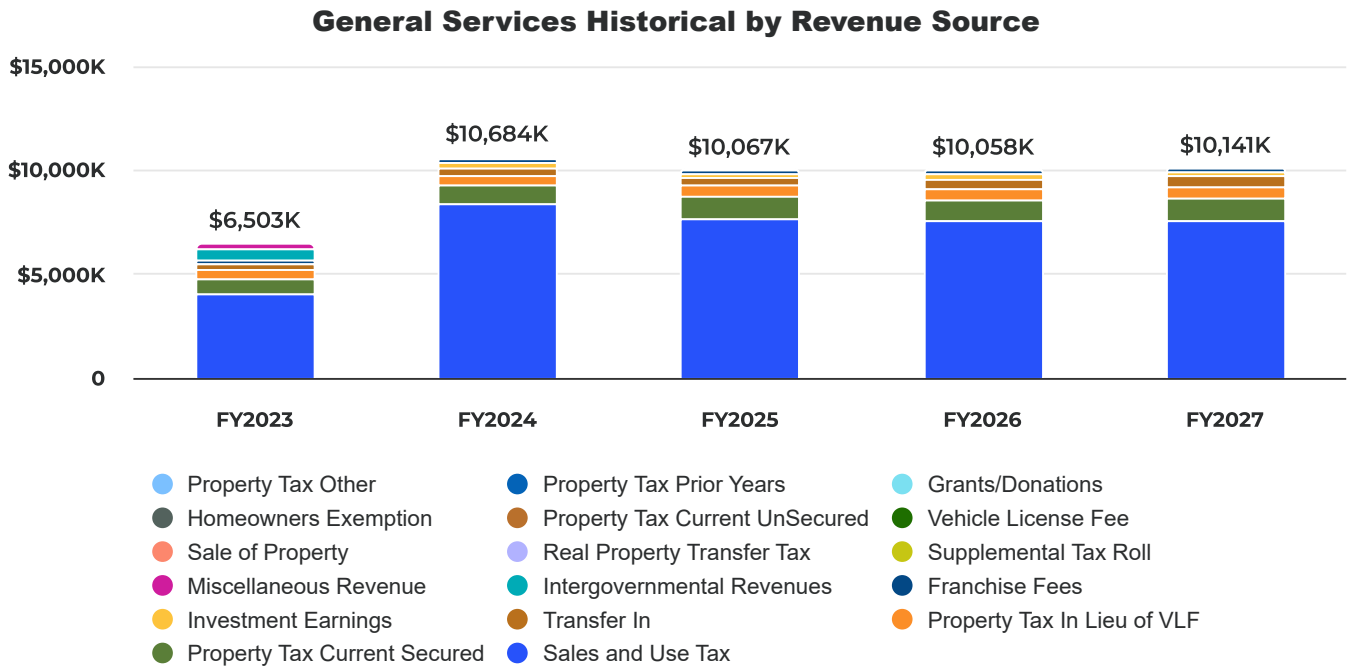

General Services by Revenue Source

Category	FY25/26 Actual	FY25/26 Budget	FY26/27 Budget	FY25/26 Budget vs. FY26/27 Budget (% Change)
Supplemental Tax Roll	$ 8,180	$ 10,000	$ 8,000	-20.0%
Homeowners Exemption	$ 3,714	$ 4,000	$ 4,000	-
Vehicle License Fee	$ 7,955	$ 8,500	$ 8,700	2.4%
Property Tax Current Secured	$ 1,022,420	$ 1,001,300	$ 1,115,000	11.4%
Property Tax Current UnSecured	$ 64	$ 6,000	$ 4,000	-33.3%
Property Tax Prior Years	-	$ 500	$ 500	-
Property Tax Other	-	$ 500	$ 500	-
Investment Earnings	$ 256,463	$ 275,700	$ 242,000	-12.2%
Property Tax In Lieu of VLF	$ 528,490	$ 512,600	$ 518,600	1.2%
Franchise Fees	$ 164,503	$ 165,000	$ 165,000	-
Miscellaneous Revenue	$ 10,500	$ 2,500	$ 2,500	-
Sales and Use Tax	$ 7,522,574	$ 7,478,600	$ 7,559,200	1.1%
Transfer In	$ 489,000	$ 489,000	$ 496,500	1.5%
Real Property Transfer Tax	$ 8,417	$ 15,000	$ 15,000	-
Sale of Property	$ 35,278	$ 1,000	$ 1,000	-
Total Revenues	**$ 10,057,558**	**$ 9,970,200**	**$ 10,140,500**	**1.7%**

Engineering

Mike Pugh, City Engineer
Carlye Buchholz, City Engineer

The City's Engineering function is provided through a contracted professional services agreement and is responsible for the planning, design, and management of the City's infrastructure and capital improvement projects. This function supports the safety, accessibility, functionality, and long-term sustainability of public facilities, including streets, drainage systems, sidewalks, buildings, and other public assets. The contracted City Engineer oversees the development and implementation of the Capital Improvement Program (CIP), including project scoping, design review, permitting, and construction management.

For many years, limited funding constrained the City's ability to adequately maintain and invest in its infrastructure, resulting in deferred maintenance across multiple systems. With the passage of Measure Y, the City has begun to address these needs through a structured, multi-year Capital Improvement Plan, with projects prioritized based on urgency, readiness, and community benefit.

Infrastructure projects require careful coordination and adherence to regulatory requirements, including environmental review, permitting, and accessibility standards, which contribute to longer project timelines but ensure compliance, safety, and responsible use of public funds. While recent investments represent significant progress, additional external funding, such as state and federal grants, will be necessary to fully address infrastructure needs. Through its contracted engineering services, the City is committed to delivering well-planned, high-quality projects that support long-term community sustainability.

Engineering Expenditures by Object

The Engineering budget was higher in the prior fiscal year due to a one-time lidar mapping project and additional grant writing projects.

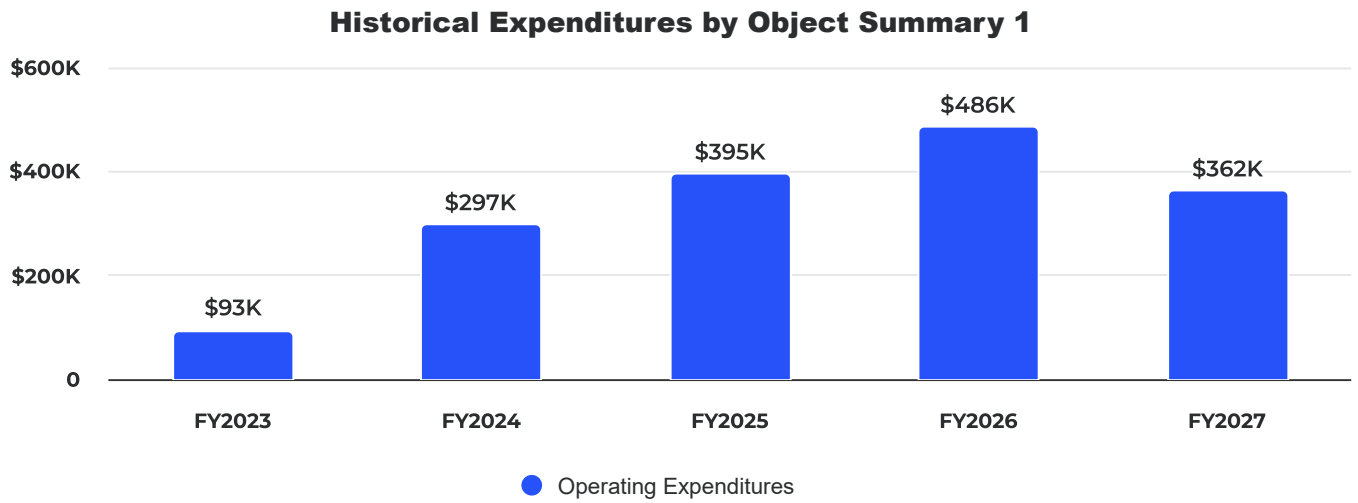

Engineering Expenditures by Object

Category	FY25/26 Actual	FY25/26 Budget	FY26/27 Budget	FY25/26 Budget vs. FY26/27 Budget (% Change)
Operating Expenditures	$ 486,012	$ 678,500	$ 362,000	-46.6%
General Engineering	$ 486,012	$ 678,500	$ 362,000	-46.6%
Total Expenditures	**$ 486,012**	**$ 678,500**	**$ 362,000**	**-46.6%**

Capital Improvements

The General Fund Capital Improvements account is used to fund capital projects that support and maintain the City's core infrastructure and public facilities. These expenditures include improvements such as roadway rehabilitation, building upgrades and replacement, and other long-term investments that extend the useful life of City assets.

Funding for these projects is derived from available General Fund resources and is allocated based on priority needs identified through the City's Capital Improvement Plan (CIP). The City's ability to fund these improvements has been made possible by Measure Y, the voter-approved sales tax measure, which provides critical revenue to address infrastructure needs and deferred maintenance. Without Measure Y, none of these capital improvement projects would be possible.

Grant-funded capital projects are accounted for in separate funds associated with each specific grant to ensure proper tracking, compliance, and reporting. These funds are managed separately from the General Fund Capital Improvements account.

No capital improvement expenditures are reflected in Fiscal Year 2026/27 within this section, as capital projects are considered and approved separately by the City Council during the budget hearing process as supplemental requests.

The use of General Fund resources for capital improvements reflects the City's commitment to preserving existing infrastructure while strategically investing in projects that enhance public safety, operational efficiency, and community quality of life.

Capital Improvements Expenditures by Object

Capital Improvements are approved as part of the City's supplemental requests during the annual budget hearing process. Prior to the passage of Measure Y, the City did not have sufficient resources to fund General Fund capital improvement projects.

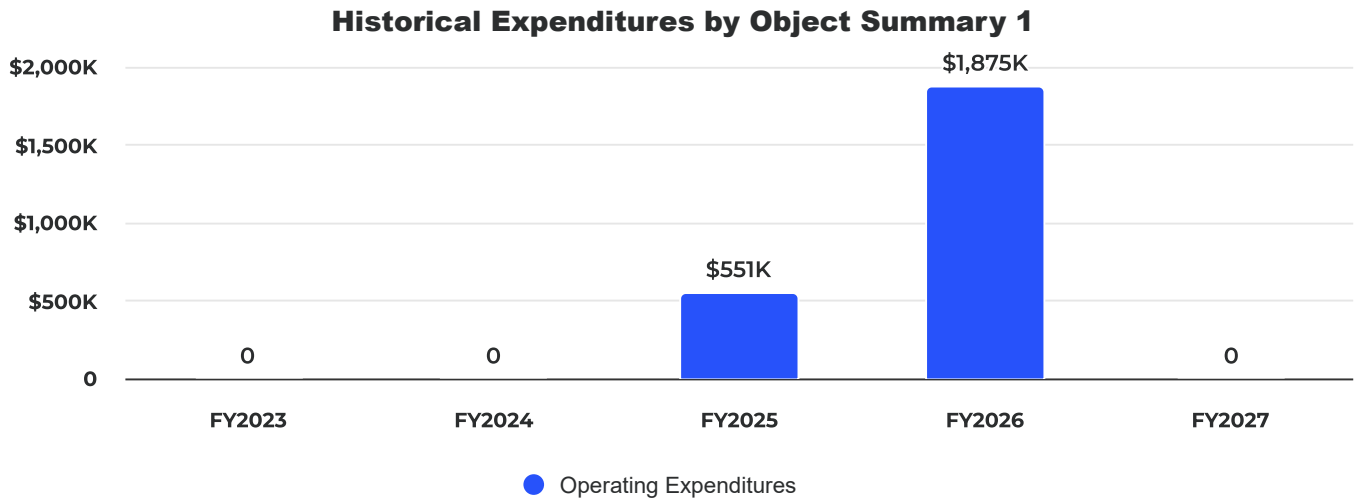

Capital Improvements Expenditures by Object

Category	FY25/26 Actual	FY25/26 Budget	FY26/27 Budget	FY25/26 Budget vs. FY26/27 Budget (% Change)
Operating Expenditures	$ 1,874,550	$ 2,133,400	-	-100.0%
Sidewalk Projects	-	$ 165,000	-	-100.0%
Road Maintenance	$ 300,000	$ 300,000	-	-100.0%
Parking Lot Projects	$ 1,311,400	$ 1,311,400	-	-100.0%
Retaining Wall Projects	$ 263,150	$ 277,000	-	-100.0%
All Other Infrastructure Maintenance	-	$ 80,000	-	-100.0%
Total Expenditures	**$ 1,874,550**	**$ 2,133,400**	**-**	**-100.0%**

Community Development Department

Tyler Summersett, Community Development Director

The Community Development Department works collaboratively with elected and appointed officials, other City departments, and the community to guide the orderly growth, development, and preservation of the City. The Department provides a broad range of services that support both current and future community needs, including planning, building, code enforcement, engineering coordination, housing, and economic development.

Core functions include administering land use regulations, processing development applications, issuing building permits, conducting plan review and inspections, and ensuring compliance with local codes and standards. The Department also promotes community quality through proactive code enforcement and beautification efforts, helping to maintain the City's character, appearance, and livability.

In addition, the Department plays a key role in fostering economic development by supporting local businesses, encouraging investment, and managing grant-funded programs and initiatives that strengthen the local economy. Through these combined efforts, Community Development helps create a safe, attractive, and vibrant City by balancing growth with preservation and enhancing the overall quality of life for residents and visitors. The Department also oversees enterprise activities such as the City's Certified Farmers' Market and Dragoon Gulch, which further contribute to community engagement, economic vitality, and the City's unique identity.

Total Budgeted Full Time Equivalent Employees

Summary Positions by Department

	2022/23 Approved	2023/24 Approved	2024/25 Approved	2025/26 Proposed	2026/27 Proposed
Community Development					
Community Development Director	1.0	1.0	1.0	1.0	1.0
City Building Offical	0.0	0.0	1.0	1.0	1.0
Community Development Specialist II	1.0	0.0	0.0	0.0	0.0
Building Inspector	0.0	0.0	0.0	0.0	0.0
Total Department FTE's	2.0	1.0	2.0	2.0	2.0

Approved Community Development Full Time Equivalent Positions FY2026-27

Item C.

Community Development Department

Community Development Expenditures by Object

The Community Development budget is lower in the current fiscal year compared to the prior year primarily due to several one-time, Council-approved supplemental appropriations included in the previous budget. These supplemental requests supported expanded economic development activities and related initiatives that are currently in progress and will continue into FY2026/27. As a result, the current year's budget reflects a return to more typical baseline funding levels, while the previously approved supplemental resources continue to support these ongoing projects outside the base budget.

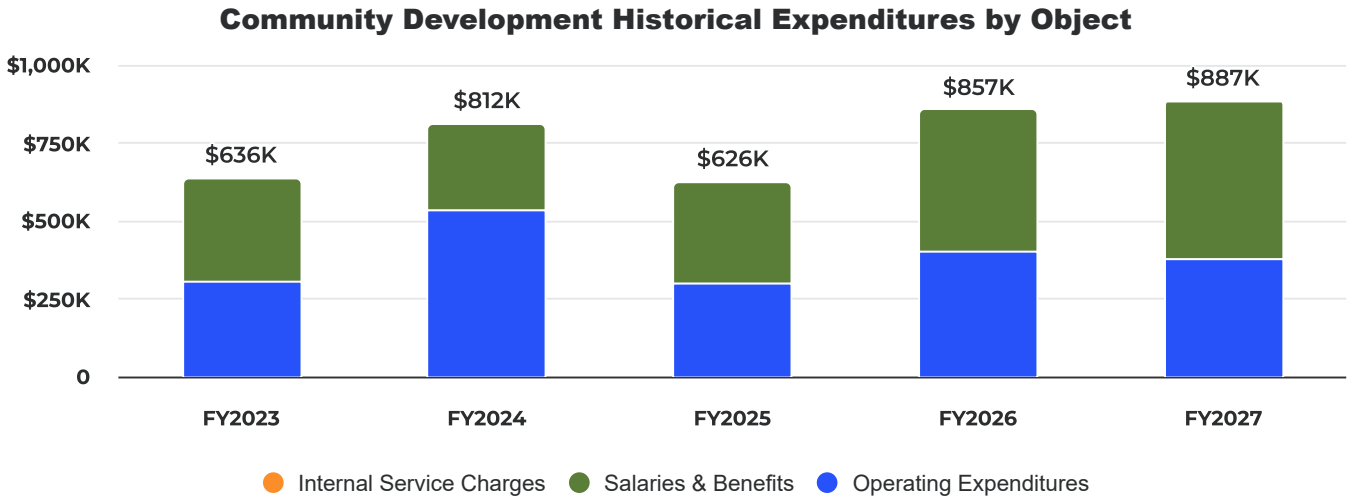

Community Development Expenditures by Object

Category	FY25/26 Actual	FY25/26 Budget	FY26/27 Budget	FY25/26 Budget vs. FY26/27 Budget (% Change)
Salaries & Benefits	$ 452,251	$ 471,100	$ 506,800	7.6%
Salaries, Regular	$ 272,614	$ 275,100	$ 301,600	9.6%
Holiday	$ 5,243	$ 9,400	$ 12,100	28.7%
Stipend	$ 1,330	$ 2,000	$ 2,000	-
CalPERS	$ 67,227	$ 68,300	$ 68,800	0.7%
F.I.C.A.	$ 19,197	$ 21,700	$ 23,700	9.2%
Health & Medical Insurance	$ 73,623	$ 76,600	$ 81,500	6.4%
Workers Compensation	$ 7,600	$ 7,600	$ 8,200	7.9%
Other Employee Benefits	$ 2,336	$ 2,900	$ 2,900	-
Travel and Trainings	$ 775	$ 4,000	$ 2,500	-37.5%
Dues, Memberships & Publications	$ 2,306	$ 3,500	$ 3,500	-
Operating Expenditures	$ 403,347	$ 625,400	$ 377,700	-39.6%
Supplies	$ 1,620	$ 2,500	$ 2,500	-
Postage and Shipping	$ 1,148	$ 1,200	$ 1,200	-

Category	FY25/26 Actual	FY25/26 Budget	FY26/27 Budget	FY25/26 Budget vs. FY26/27 Budget (% Change)
Rental Equipment	$ 3,260	$ 3,300	$ 3,500	6.1%
Software Maintenance	$ 5,000	$ 5,000	$ 5,000	-
Communications	$ 2,952	$ 3,000	$ 3,200	6.7%
Water and Waste	$ 1,135	$ 1,500	$ 1,500	-
Power and Propane	$ 3,516	$ 4,000	$ 4,000	-
Transportation Fuel	$ 286	$ 500	$ 500	-
Internet	$ 1,392	$ 1,600	$ 1,600	-
Outside Services	$ 294,631	$ 295,000	$ 310,000	5.1%
Pre Employment	-	$ 500	-	-100.0%
Economic Development	$ 33,676	$ 75,000	-	-100.0%
General Liability Insurance	$ 16,700	$ 16,700	$ 16,000	-4.2%
Public Notices	$ 5,353	$ 4,600	$ 5,500	19.6%
Capital Asset	-	-	$ 6,200	-
Building Equip Maint & Repair	$ 1,184	$ 3,000	$ 3,000	-
Building Maint and Repair	$ 3,494	$ 5,000	$ 4,000	-20.0%
Nuissance Abatement	-	-	$ 10,000	-
Community Programs	-	$ 75,000	-	-100.0%
Business Incentive Plans	-	$ 25,000	-	-100.0%
General Plan Update	$ 28,000	$ 28,000	-	-100.0%
Growth Strategy Development	-	$ 75,000	-	-100.0%
Internal Service Charges	$ 1,456	$ 2,000	$ 2,000	-
Self-Insured Dental	$ 1,456	$ 2,000	$ 2,000	-
Total Expenditures	**$ 857,054**	**$ 1,098,500**	**$ 886,500**	**-19.3%**

Community Development by Revenue Source

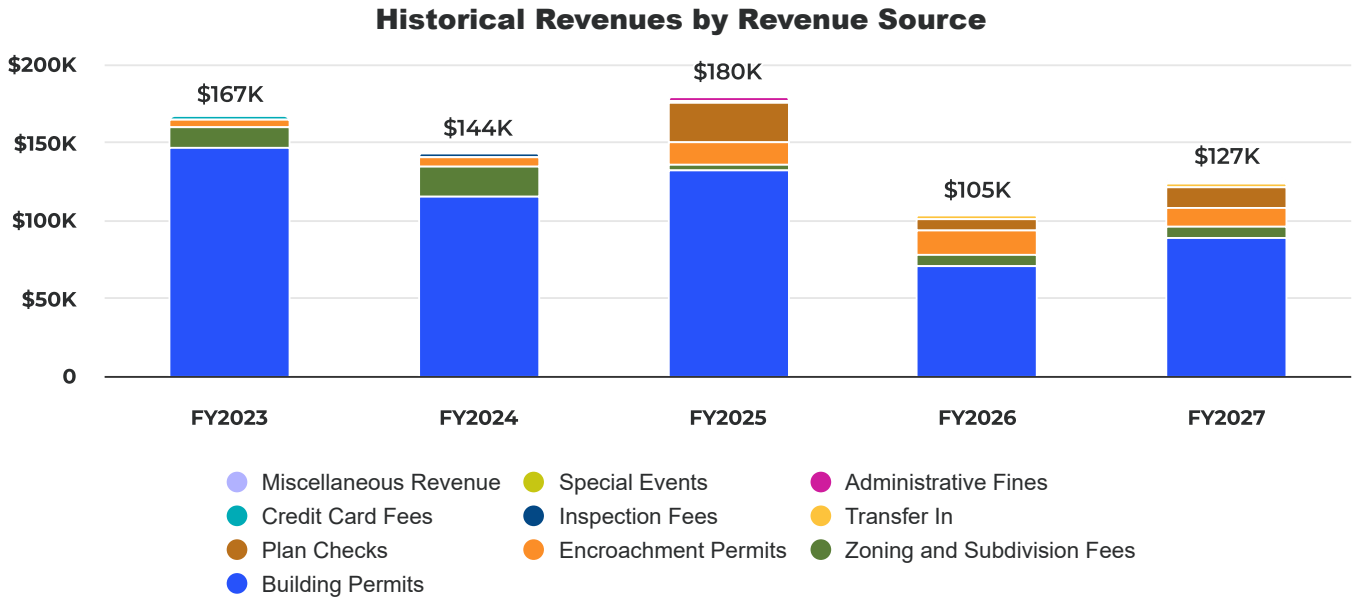

Community Development by Revenue Source

Category	FY25/26 Actual	FY25/26 Budget	FY26/27 Budget	FY25/26 Budget vs. FY26/27 Budget (% Change)
Credit Card Fees	$ 12	$ 200	$ 100	-50.0%
Transfer In	$ 3,000	$ 3,000	$ 3,000	-
Building Permits	$ 70,497	$ 98,000	$ 88,000	-10.2%
Encroachment Permits	$ 15,055	$ 15,000	$ 12,000	-20.0%
Inspection Fees	$ 810	$ 1,000	$ 1,000	-
Zoning and Subdivision Fees	$ 7,555	$ 7,000	$ 8,000	14.3%
Special Events	$ 688	$ 1,000	$ 1,000	-
Plan Checks	$ 7,352	$ 16,000	$ 13,000	-18.8%
Administrative Fines	$ 430	$ 3,000	$ 1,000	-66.7%
Total Revenues	**$ 105,399**	**$ 144,200**	**$ 127,100**	**-11.9%**

Item C.

Community Development

Accomplishments for FY25/26

FY25/26 Accomplishments	Description
O Provide professional, courteous, and efficient services to the community: (Council Priorities #42, 43, 44)	Daily staff strives to make the City a friendly, convenient resource for residents, contractors, businesses and all others looking for assistance. Support the Building community by providing a convenient, service oriented one stop shop for permits, inspections, plan review and guidance towards accomplishing projects o Issued 367 Permits o Completed 523 Inspections
O Developed and revised municipal ordinances to address emerging issues, improve compliance, and support community needs: (Council Priorities #6, 108)	o Adoption of Updates to the Housing Element and Safety Element. o Adoption of Ordinance 916, a Development Agreement to extend the life of the Cuesta Heights Tentative Subdivision Map. o Work to bring a Tobacco Retail License Ordinance to the City Council. (Anticipated June 2026)
O Facilitated the successful operation of the Sonora Farmers Market while exploring opportunities to expand and enhance: (Council Priorities #3, 122)	Completed a pilot closure of Stewart Street to expand the market. City Council voted to support the closure for future market seasons.
O Enhanced community appearance, accessibility, and vibrancy through strategic planning efforts, downtown improvements, and support for community events and activities: (Council Priorities #8, 21, 105)	The Community Development Department continued to enhance the character and vibrancy of the City through participation in projects such as the Tuolumne Heritage Trail planning efforts and the Linoberg Street closure project, while implementing Vision Sonora improvements including high-visibility crosswalks, restriped loading zones, and consolidated trash receptacles, as well as supporting community events, activities, and parades that promote downtown vitality and civic engagement.
O Work to improve department efficiency, ongoing: (Council Priorities #6, 108)	o Created a Commercial Tenant Improvement handout for Contractors/Business Owners. o Created a TUD/Environmental Health Flyer for Contractors/Business Owners. o Continue to work with the new permits system. o Follow-up with expired permits to either close them out or re-fresh the projects and get them to a final.
O Support economic development in Sonora. In partnership with a consultant, local businesses, Visit Tuolumne County, and engaged stakeholders, Ongoing: (Council Priorities #3, 17, 21, 44, 100, 110, 111)	o Develop an inventory of vacant properties. o Create business incentive program(s). o Evaluate ordinance modifications that support business growth (including "use locals first" ordinance). o Establish a way-finding strategy for directing motorists to parking. o Identify ways to support business growth and development. o Partnership with Tuolumne County Arts Council, Sonora Chamber and Visit Tuolumne County for a downtown Arts project. o Work with businesses on tenant improvements, issuing certificates of occupancy, partnering with Environmental Health, TUD and other local agencies.
O Code Enforcement activities are critical in the City of Sonora. Through code enforcement the City addresses all sorts of citizen inquiries and complaints: (Council Priorities #6, 12, 15, 45, 78) :	o Notices to property owners regarding fire abatement activities on their property, abandoned vehicle abatement, trash, signage, permits, etc. o Implementation of the shopping cart ordinance. o Continuing work to abate health and safety concerns throughout the City.
O Final Delivery of Grant Funded Projects: (Council Priority #26)	o A new storage facility at the Public Works yard o A new pickleball court for Woods Creek Park o Re-surfacing of the Playground at Woods Creek Park (anticipated by June 2026)

Community Development

Goals for FY26/27

FY26/27 Goals	Description
O Provide professional, courteous, and efficient services to the community: (Council Priorities #5, 42, 43, 44, 45, 103, 108)	o Daily staff strives to make the City a friendly, convenient resource for residents, contractors, businesses and all others looking for assistance. o Support the Building community by providing a convenient, service oriented one stop shop for permits, inspections, plan review and guidance towards delivering projects in the City. o Create informational code handouts for our website and at the counter. o Manage Access to the City Pickleball Court.
O Developed and revised municipal ordinances to address emerging issues, improve compliance, and support community needs: (Council Priorities #6, 108)	Prepare for and update Council with upcoming 2025 Building & Fire Code changes
O Facilitated the successful operation of the Sonora Farmers Market while exploring opportunities to expand and enhance: (Council Priorities #3, 122)	Continue closure of Stewart Street to expand the market. City Council voted to support the closure for future market seasons.
O Enhanced community appearance, accessibility, and vibrancy through strategic planning efforts, downtown improvements, and support for community events and activities: (Council Priorities #8, 21, 105)	The Community Development Department continued to enhance the character and vibrancy of the City through participation in projects such as the Tuolumne Heritage Trail planning efforts and the Linoberg Street closure project, while implementing Vision Sonora improvements, as well as supporting community events, activities, and parades that promote downtown vitality and civic engagement.
O Work to improve department efficiency, ongoing: (Council Priorities #6, 45, 108)	o Develop a virtual inspection services program for Contractors/Homeowners. This will be a streamlined process for specific types of permits, allowing Contractors and Homeowners to self-inspect by following a formal set of guidelines, completing a checklist and providing photos. o Follow-up with expired permits to either close them out or re fresh the projects and get them to a final.
O Support economic development in Sonora. In partnership with a consultant, local businesses, Visit Tuolumne County, and engaged stakeholders, Ongoing: (Council Priorities #3, 17, 19, 21, 42, 43, 44, 46, 100, 110, 111)	o Identify a growth strategy that will facilitate a General Plan update, pre-zoning of sphere of influence and analysis of future annexation. o Participate in the Economic Development Collaborative being facilitated by Tuolumne County Transportation Council and Mother Lode Job Training teams.
O Code Enforcement activities are critical in the City of Sonora. Through code enforcement the City addresses all sorts of citizen inquiries and complaints: (Council Priorities #6, 12, 15, 45, 78) :	Code enforcement helps reinforce the importance of adhering to the rules that community members live by. It is a direct service that helps citizens feel heard and demonstrates the City's responsiveness to issues received. Code enforcement services center around protecting life and improving safety within the community through education, outreach and at times through administrative citations or less often, fines.

Farmer's Market

The City of Sonora's Certified Farmers Market operates annually from May through November at the corner of Theall and Stewart Streets in downtown Sonora. Since being brought under City oversight in 1997, the market has experienced steady growth, expanding from a small operation with just seven vendors to a vibrant community event now featuring more than 35 vendors. The market showcases a diverse mix of local agricultural producers, artisans, and food vendors, and has become an increasingly popular destination for residents and visitors alike. The extension of the market season through November, as approved by the City Council, reflects its continued growth and community demand. In FY2025/26, vendor fees were modestly increased to support additional staffing needs and to assist in administering the market's EBT program.

Farmer's Market Expenditures by Object

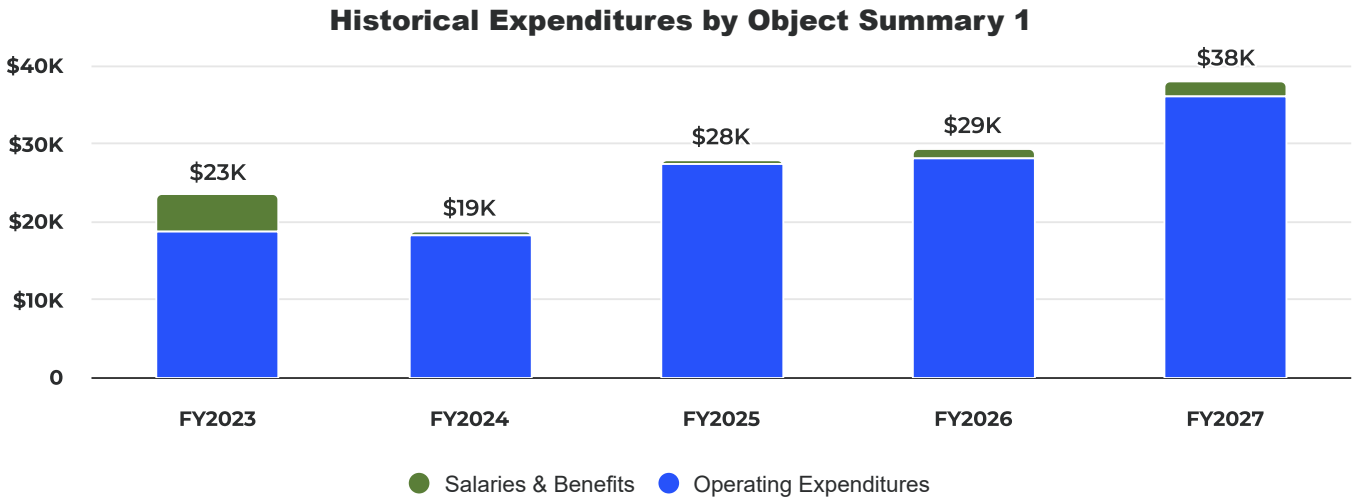

Farmer's Market Expenditures by Object

Category	FY25/26 Actual	FY25/26 Budget	FY26/27 Budget	FY25/26 Budget vs. FY26/27 Budget (% Change)
Salaries & Benefits	$ 1,204	$ 1,900	$ 2,000	5.3%
CalPERS	$ 504	$ 1,200	$ 1,200	-
Workers Compensation	$ 700	$ 700	$ 800	14.3%
Operating Expenditures	$ 28,144	$ 34,100	$ 36,000	5.6%
Supplies	$ 3,138	$ 4,000	$ 3,000	-25.0%
Signage	$ 206	-	-	-
Rental Equipment	-	$ 2,000	-	-100.0%
Water and Waste	$ 2,331	$ 1,500	$ 2,400	60.0%
Power and Propane	$ 237	$ 500	$ 500	-
Outside Services	$ 13,998	$ 17,300	$ 20,800	20.2%
General Liability Insurance	$ 8,000	$ 8,000	$ 8,800	10.0%
Building Maint and Repair	$ 234	$ 800	$ 500	-37.5%

Category	FY25/26 Actual	FY25/26 Budget	FY26/27 Budget	FY25/26 Budget vs. FY26/27 Budget (% Change)
Total Expenditures	**$ 29,348**	**$ 36,000**	**$ 38,000**	**5.6%**

Farmer's Market by Revenue Source

Revenues exceeded budget in the prior year primarily due to increased booth revenue resulting from adjustments to the City's fee structure.

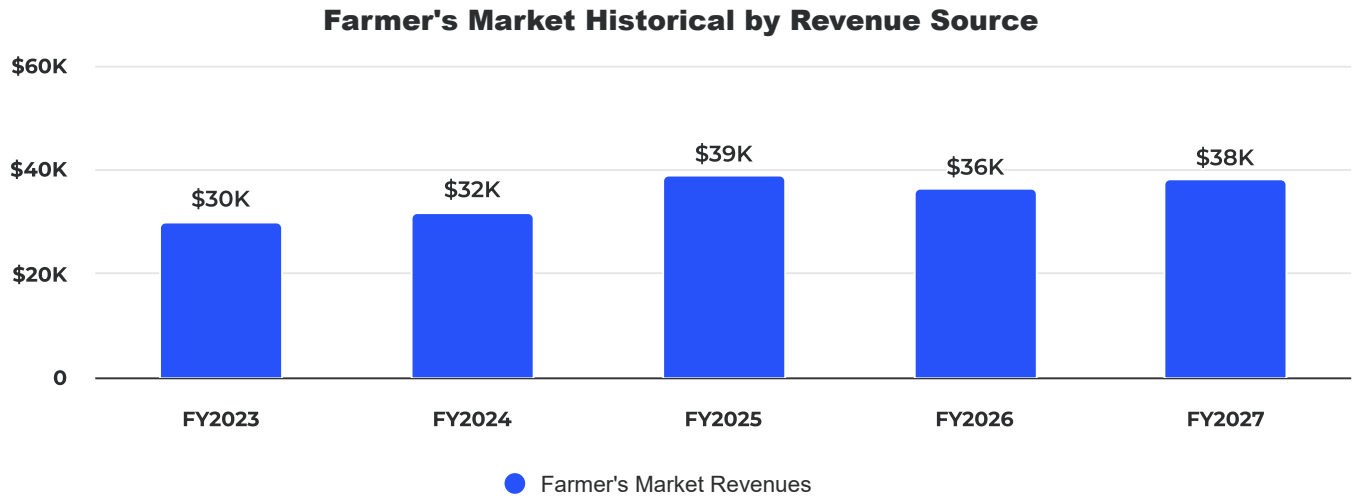

Farmer's Market by Revenue Source

Category	FY25/26 Actual	FY25/26 Budget	FY26/27 Budget	FY25/26 Budget vs. FY26/27 Budget (% Change)
Farmer's Market Revenues	$ 36,208	$ 36,000	$ 38,000	5.6%
Total Revenues	**$ 36,208**	**$ 36,000**	**$ 38,000**	**5.6%**

Dragoon Gulch

Located in the heart of the City of Sonora, the Dragoon Gulch Trail offers visitors a unique opportunity to experience the natural beauty of the Mother Lode's oak woodlands. The trail system includes over 3.1 miles of natural surface trails that wind along a seasonal creek and lead to scenic vistas with sweeping views of the City and surrounding mountain ranges. With routes that vary in difficulty, the trail accommodates a wide range of users, from casual walkers to those seeking a more strenuous hike or run.

As use of the trail continues to grow, the City is evaluating opportunities to enhance Dragoon Gulch through additional amenities and improvements. Future efforts may include upgrades to trail infrastructure, signage, accessibility, and user amenities to further improve the recreational experience for residents and visitors.

Dragoon Gulch Expenditures by Object

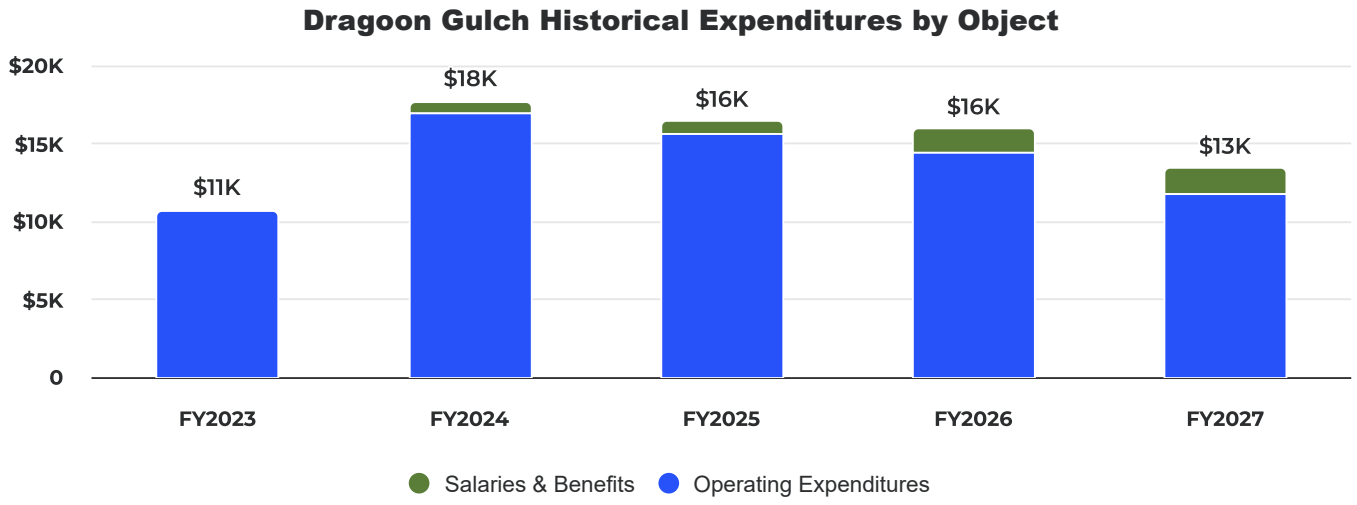

Dragoon Gulch Expenditures by Object

Category	FY25/26 Actual	FY25/26 Budget	FY26/27 Budget	FY25/26 Budget vs. FY26/27 Budget (% Change)
Salaries & Benefits	$ 1,596	$ 2,200	$ 1,700	-22.7%
CalPERS	$ 696	$ 1,300	$ 700	-46.2%
Workers Compensation	$ 900	$ 900	$ 1,000	11.1%
Operating Expenditures	$ 14,359	$ 33,200	$ 11,700	-64.8%
Supplies	$ 946	-	-	-
Outside Services	$ 4,964	-	$ 2,600	-
General Liability Insurance	$ 8,200	$ 8,200	$ 9,100	11.0%
Building Maint and Repair	$ 249	-	-	-
Facility Enhancement	-	$ 25,000	-	-100.0%
Total Expenditures	**$ 15,955**	**$ 35,400**	**$ 13,400**	**-62.1%**

Dragoon Gulch by Revenue Source

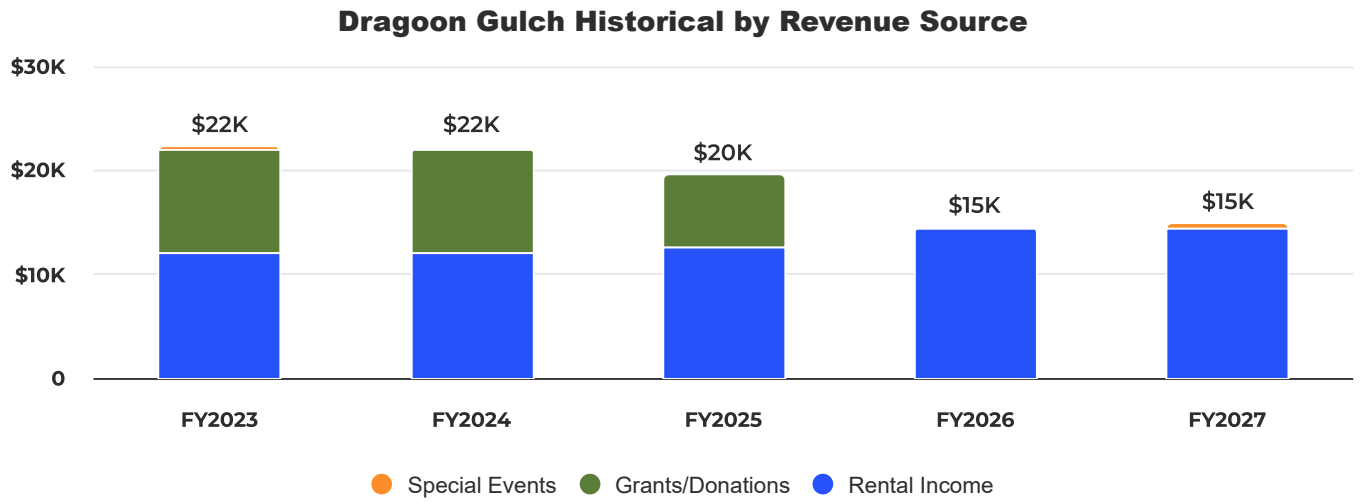

Dragoon Gulch by Revenue Source

Category	FY25/26 Actual	FY25/26 Budget	FY26/27 Budget	FY25/26 Budget vs. FY26/27 Budget (% Change)
Rental Income	$ 14,400	$ 14,400	$ 14,400	-
Grants/Donations	$ 111	-	-	-
Special Events	-	$ 500	$ 500	-
Total Revenues	**$ 14,511**	**$ 14,900**	**$ 14,900**	**-**

Opera Hall

For FY2026/27, the Sonora Chamber of Commerce will continue to run the Opera Hall. The City will continue to maintain the historic building while the Chamber is responsible for everything else. Each quarter the Chamber will split the operating income with the City. This agreement reduces the City's net General Fund contribution to opera hall operations.

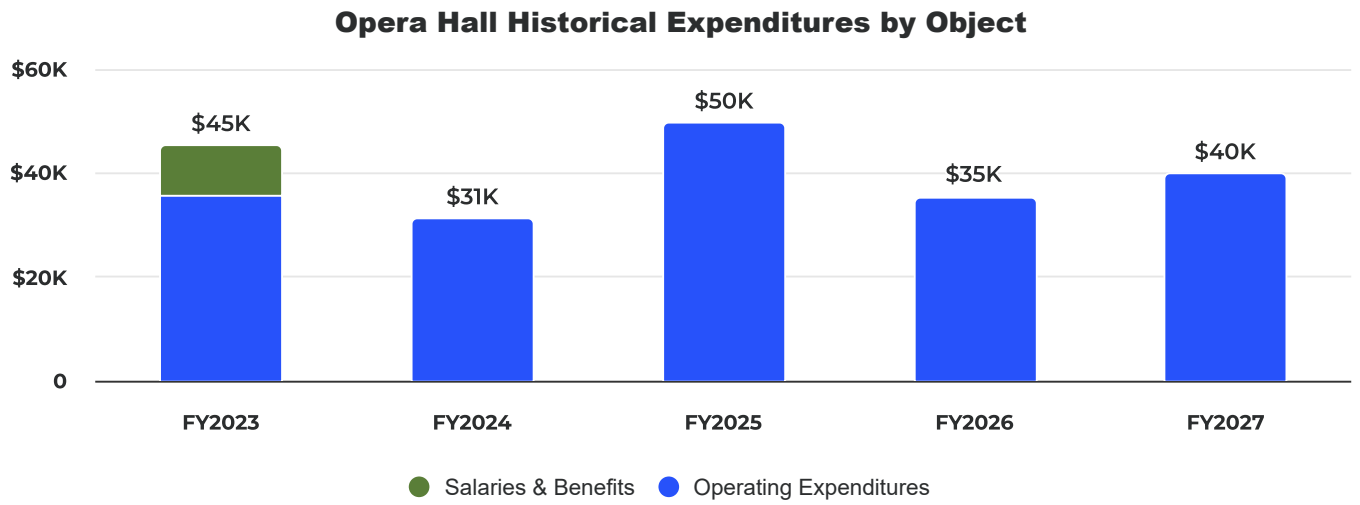

Opera Hall Expenditures by Object

Category	FY25/26 Actual	FY25/26 Budget	FY26/27 Budget	FY25/26 Budget vs. FY26/27 Budget (% Change)
Operating Expenditures	$ 35,290	$ 49,400	$ 39,900	-19.2%
Supplies	$ 237	$ 1,000	$ 500	-50.0%
Equipment Non Capital	$ 1,522	$ 2,000	$ 2,000	-
Rental Equipment	-	$ 200	-	-100.0%
Communications	$ 650	$ 800	$ 800	-
Water and Waste	$ 3,563	$ 4,500	$ 4,500	-
Power and Propane	$ 6,038	$ 11,500	$ 11,000	-4.3%
Internet	$ 2,511	$ 2,400	$ 2,400	-
Outside Services	$ 3,219	$ 3,500	$ 2,500	-28.6%
General Liability Insurance	$ 12,000	$ 12,000	$ 10,200	-15.0%
Building Equip Maint & Repair	$ 1,872	$ 5,500	$ 2,500	-54.5%
Building Maint and Repair	$ 2,812	$ 5,000	$ 2,500	-50.0%
Equipment Maintenance	$ 866	$ 1,000	$ 1,000	-
Total Expenditures	**$ 35,290**	**$ 49,400**	**$ 39,900**	**-19.2%**

Opera Hall by Revenue Source

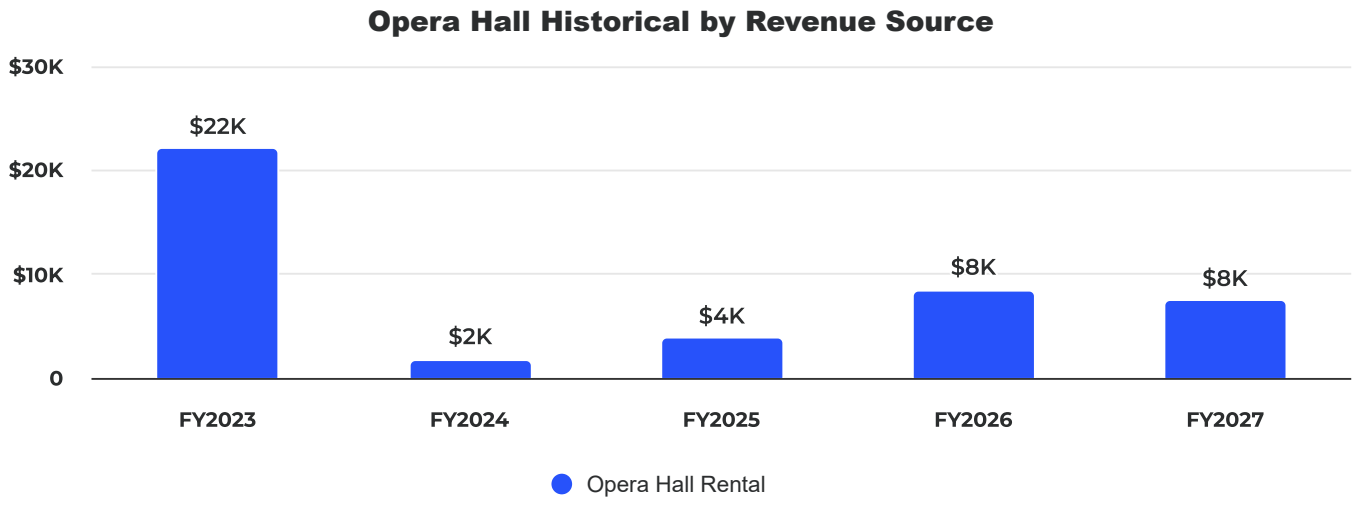

Opera Hall by Revenue Source

Category	FY25/26 Actual	FY25/26 Budget	FY26/27 Budget	FY25/26 Budget vs. FY26/27 Budget (% Change)
Opera Hall Rental	$ 8,425	$ 6,500	$ 7,500	15.4%
Total Revenues	**$ 8,425**	**$ 6,500**	**$ 7,500**	**15.4%**

Sonora Police Department

Turu Vanderwiel, Chief of Police

The Sonora Police Department provides police services for the City of Sonora. The Department's vision is to grow, adapt and evolve to provide the highest level of service and protection to the City's residents as well as visitors. The Department strives to work cooperatively with the community to proactively identify and address areas of needed improvement, plus continually provide the level of service and safety deserved by the City, its residents, and visitors.

The core services provided by the Police Department include responding to emergency and non-emergency calls for service, identification of criminal activity, dispatch services, investigation and prosecution of crimes, training of personnel, crime prevention and community outreach, traffic safety, maintenance of records, property, and evidence, community problem-solving, and animal control services.

The Police Department continues to build upon a strong police/community partnership through innovative Department and community programs, implementing school response and readiness processes and the management of programs such as the Police Explorers, Community Service Volunteers, Regional Peer Support, the Homeless Outreach Team, and the Police K9 unit. The Police Department is focused on community problem-solving. Individual officers and patrol teams are responsible for identifying problems and creating and implementing solutions to those problems. In furtherance of this effort, the Department continues to develop relationships with specific segments of our community, such as public and private schools, neighborhood watch groups, and local businesses. All field staff are trained in effective community-based policing tactics and strategies to de-escalate and respond appropriately to field situations. All Police Department personnel are committed to these ideals and continue to make significant strides toward eradicating criminal activity and any conditions that have a detrimental impact on public safety.

Total Budgeted Full Time Equivalent Employees
Summary Positions by Department

	2022/23 Approved	2023/24 Approved	2024/25 Approved	2025/26 Proposed	2026/27 Proposed
Police Department					
Chief of Police	1.0	1.0	1.0	1.0	1.0
Police Lieutenant	1.0	1.0	1.0	1.0	1.0
Police Sergent	2.0	2.0	2.0	2.0	2.0
Police Officer (Includes 2 Corporals)	10.0	10.0	10.0	10.0	10.0
Reserve Police Officer	0.2	0.2	0.2	0.2	0.2
Community Service Officer (FT/PT)	1.6	1.6	1.6	1.6	1.6
School Resource Officer (PT)	0.0	0.0	0.0	0.0	0.0
Communications Dispatcher	5.0	5.0	5.0	5.0	5.0
Communications Dispatcher Relief	1.0	1.3	1.3	1.3	1.3
Police Records Technician	1.0	1.0	1.0	1.0	1.0
Background Investigator	0.1	0.0	0.0	0.0	0.0
Information Technology Tech	0.2	0.2	0.2	0.2	0.2
Homeless Outreach Coordinator	0.0	0.6	1.0	1.0	1.0
Total Department FTE's	23.1	23.9	24.3	24.3	24.3

Approved Police Department Full Time Equivalent Positions FY2026-27

Item C.

Sonora Police Department

Sonora Police Department Expenditures by Object

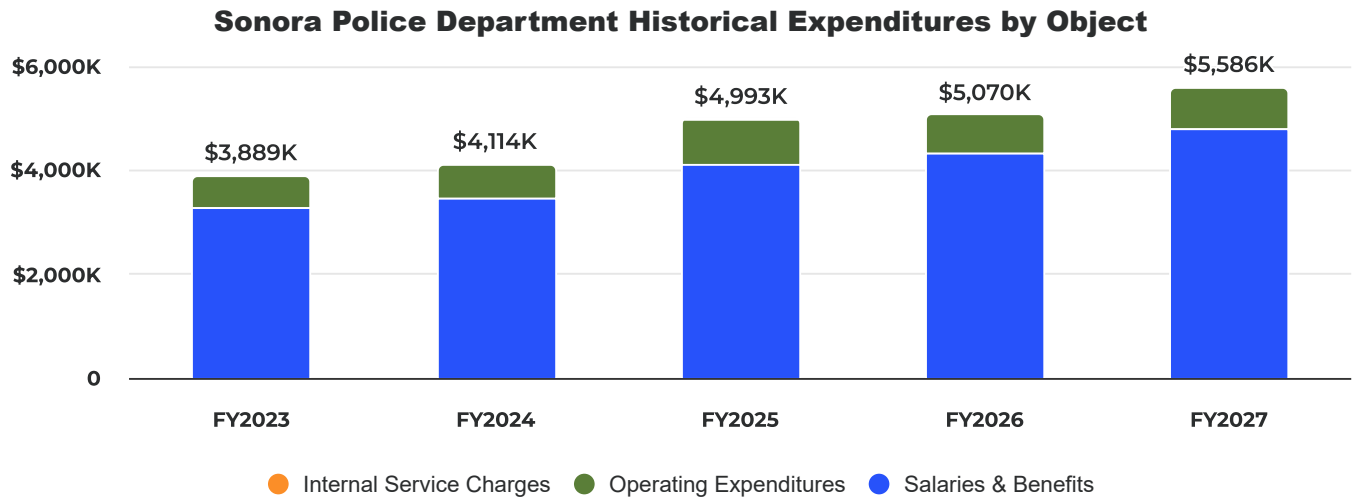

Sonora Police Department Expenditures by Object

Category	FY25/26 Actual	FY25/26 Budget	FY26/27 Budget	FY25/26 Budget vs. FY26/27 Budget (% Change)
Salaries & Benefits	$ 4,325,775	$ 4,380,400	$ 4,791,800	9.4%
Salaries, Regular	$ 1,975,883	$ 1,982,600	$ 2,168,200	9.4%
Overtime	$ 249,719	$ 245,950	$ 253,000	2.9%
Relief/Reserve	$ 136,842	$ 179,000	$ 192,600	7.6%
Holiday	$ 63,489	$ 65,200	$ 70,500	8.1%
Uniform Allowance	$ 24,250	$ 24,250	$ 24,500	1.0%
Hiring Incentives	$ 62,500	$ 62,500	$ 40,000	-36.0%
CalPERS	$ 914,363	$ 914,800	$ 1,028,700	12.5%
F.I.C.A.	$ 190,110	$ 195,300	$ 200,000	2.4%
Health & Medical Insurance	$ 482,587	$ 486,800	$ 572,200	17.5%
Workers Compensation	$ 161,079	$ 162,100	$ 175,100	8.0%
Other Employee Benefits	$ 2,400	$ 2,900	$ 2,900	-
Travel and Trainings	$ 29,650	$ 24,100	$ 35,800	48.5%
Post Reimbursable Training	$ 18,150	$ 18,300	$ 16,000	-12.6%
Dues, Memberships & Publications	$ 2,854	$ 4,600	$ 6,300	37.0%
Employee Wellness Program	$ 11,899	$ 12,000	$ 6,000	-50.0%
Operating Expenditures	$ 735,337	$ 848,350	$ 778,400	-8.2%
Supplies	$ 9,994	$ 10,000	$ 11,000	10.0%
Safety Supplies	$ 19,193	$ 23,500	$ 32,000	36.2%
Equipment Non Capital	$ 7,631	$ 14,500	$ 14,000	-3.4%

Category	FY25/26 Actual	FY25/26 Budget	FY26/27 Budget	FY25/26 Budget vs. FY26/27 Budget (% Change)
Postage and Shipping	$ 632	$ 1,300	$ 1,000	-23.1%
Printing and Forms	$ 2,628	$ 2,900	$ 2,800	-3.4%
Rental Equipment	$ 25,006	$ 26,300	$ 26,800	1.9%
Computer Equipment	$ 3,084	$ 15,500	$ 12,000	-22.6%
Software Maintenance	$ 5,993	$ 6,000	$ 8,400	40.0%
Communications	$ 12,791	$ 19,400	$ 15,800	-18.6%
Water and Waste	$ 1,687	$ 4,900	$ 3,700	-24.5%
Power and Propane	$ 13,693	$ 16,800	$ 14,500	-13.7%
Transportation Fuel	$ 58,416	$ 62,000	$ 58,900	-5.0%
Internet	$ 23,782	$ 24,800	$ 23,900	-3.6%
Outside Services	$ 92,527	$ 104,900	$ 91,800	-12.5%
Information Tech Services	$ 26,285	$ 28,800	$ 42,000	45.8%
Pre Employment	$ 10,411	$ 8,600	$ 5,200	-39.5%
County Services	$ 7,078	$ 6,800	$ 12,200	79.4%
Community Education	$ 718	$ 19,500	$ 7,000	-64.1%
General Liability Insurance	$ 126,895	$ 128,700	$ 130,300	1.2%
Building Equip Maint & Repair	$ 2,229	$ 6,850	$ 7,500	9.5%
Building Maint and Repair	$ 8,021	$ 9,200	$ 10,000	8.7%
Equipment Maintenance	$ 202,297	$ 203,000	$ 170,000	-16.3%
Radio Maintenance	$ 10,426	$ 11,600	$ 11,600	-
Facility Enhancement	$ 2,646	$ 6,500	-	-100.0%
Capital Asset: Vehicles	$ 33,473	$ 38,000	$ 38,000	-
Interest Expense	$ 27,801	$ 28,000	$ 23,000	-17.9%
Legislative Affairs - Advocacy	-	$ 20,000	$ 5,000	-75.0%
Internal Service Charges	$ 9,054	$ 16,000	$ 16,000	-
Self-Insured Dental	$ 9,054	$ 16,000	$ 16,000	-
Total Expenditures	**$ 5,070,166**	**$ 5,244,750**	**$ 5,586,200**	**6.5%**

Sonora Police Department by Revenue Source

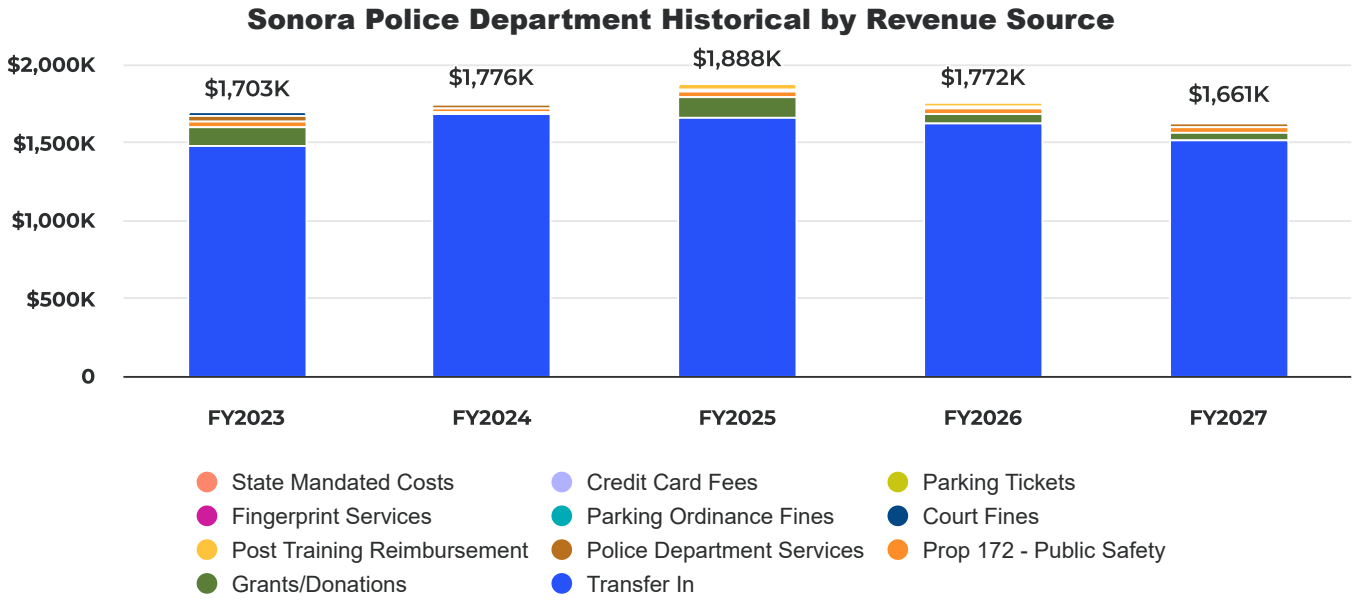

Sonora Police Department by Revenue Source

Category	FY25/26 Actual	FY25/26 Budget	FY26/27 Budget	FY25/26 Budget vs. FY26/27 Budget (% Change)
Prop 172 - Public Safety	$ 30,185	$ 31,200	$ 31,800	1.9%
Fingerprint Services	$ 2,897	$ 4,500	$ 4,000	-11.1%
Police Department Services	$ 22,940	$ 23,000	$ 23,000	-
Credit Card Fees	$ 1,144	$ 1,000	$ 1,000	-
Post Training Reimbursement	$ 21,950	$ 26,000	$ 20,000	-23.1%
Transfer In	$ 1,617,000	$ 1,617,000	$ 1,508,600	-6.7%
Grants/Donations	$ 63,818	$ 81,500	$ 55,000	-32.5%
Parking Ordinance Fines	$ 3,179	$ 4,000	$ 4,000	-
Court Fines	$ 7,279	$ 12,000	$ 9,000	-25.0%
Parking Tickets	$ 1,269	$ 4,200	$ 4,200	-
Total Revenues	**$ 1,771,661**	**$ 1,804,400**	**$ 1,660,600**	**-8.0%**

Sonora Police Department

Accomplishments for FY25/26

FY25/26 Accomplishments	Mid-Year Update
Enhance Employee Retention and Staff Professional Development. (City Council Priority #77a)	All Police Officer positions have been filled, which includes one recruit attending the academy. We experienced several unexpected vacancies in our dispatch center. The second corporal position was filled in January; all leadership/supervisory positions are filled. We have increased the number of professional training opportunities for our staff.
Ongoing - Police Facility Project (City Council Priority #74)	Vanir consultants are currently assessing potential properties as a test fit. We expect to engage in legislative Affairs / Advocacy efforts during the next budget cycle.
Enhance and Expand Public Safety Surveillance and ALPR System. (City Council Priority #73)	We partnered with the Tuolumne County Transportation Council and the Tuolumne County Sheriffs Department on a Safe Streets For All Grant, which was receinlly awarded. We expect to add additional ALPRs to locations in the city to assist in suppressing crime.
Enhance Information and Technology Security (City Council Priorities #73, 76, 119)	We upgraded our IT infrastructure with redundant data backups, secondary firewalls, and data mirroring. We established a DOJ-compliant, secure connection with the District Attorney's office to enable more efficient "paperless" case processing, reducing operating costs by eliminating materials and staff time spent on copying, handling, and delivery of case files. We upgraded the PD facility's camera monitors and updated the website hosting service to improve performance and security. Secondary firewall and data mirroring. Upgraded software to enhance crime and collision diagrams. In the coming months, we will add an additional backup server to further harden and protect our sensitive data.
Sonora Police Department Security Camera Registration Program (City Council Priority #73)	The security camera registration program was rolled out at the transition of the new budget cycle. We are building a database of community partners who are willing to share surveillance files as needed. This program enhances investigative efforts and provides an efficient process for quickly identifying potential video evidence.
Implement Off-Highway Vehicle (OHV) Program (City Council Priorities #14, 62, 73, 77)	The OHV has been put into service, and we are training staff on the equipment. The OHV provides safe and expedient access to incidents on our hiking trails and other unimproved areas of the City. The OHV is also used for encampment management, further mitigating fire dangers and other health and safety risks associated with unsheltered living.
School Resource Officer (City Council Priority #75a)	We have identified potential funding opportunities through a Board of State and Community Corrections (BSCC) grant. If successful, this grant could support an SRO program up to 5 years. An SRO program will enhance school safety and incident response, build trust and positive relationships, provide youth mentorship, strengthen school and community collaboration, and foster a safer, more supportive educational environment. We expect key grant opportunities to open in late spring/early summer 2026.
Complete Officer Wellness Center (City Council Priority #77)	Our Employee Wellness Center is partially operational and equipped with state-of-the-art exercise equipment. The cost to install a shower room is estimated at $34,000. We will enhance facility security in the coming months. Wellness centers have been shown to reduce absenteeism and injuries while boosting morale, leading to more proactive policing practices.
Evaluate Costs and Resources to Create a Mobile Communications and Command Center. (City Council Priority #62, 79)	There has been no progress on this item.
Evaluate City Parking Enforcement Needs and Responses (City Council Priority #66)	There has been minimal progress on this item.
Expand our Public Information Officer (PIO) Capabilities (City Council Priorities #75, 120, 123, 124, 125)	We have had some setbacks due to staffing changes. We are training new staff for this program.

Sonora Police Department

Goals for FY26/27

FY26/27 Goals	Description
Enhance Employee Retention and Staff Professional Development. (City Council Priority #77a)	We will do this by continuing to introduce innovative technology, promoting a positive work environment, strengthening our leadership, and offering professional training opportunities well beyond state
Ongoing - Police Facility Project (City Council Priority #74)	Guided by the Vanir Needs Assessment report, we will seek to identify land availability and funding sources. We will continue to engage with state and congressional representatives and engage with local community members to gain support and advocacy for the project.
Enhance and Expand Public Safety Surveillance and ALPR System. (City Council Priority #73)	There are currently two Automated License Plate Recognition (ALPR) systems and two Public Safety Surveillance Cameras. These systems, aimed at crime deterrence and investigation, have proved extremely useful in crime investigation and case resolution, including retail larcenies, vehicle theft, and violent crimes. They have enhanced collaboration with other local law enforcement agencies, multiplying our collective effort for community safety. However, we are limited by the number of devices currently deployed. Local retailers support the expansion of this program and have offered to provide access to power and internet connectivity if needed. Visible public safety surveillance cameras provide reassurance and a higher sense of safety for the community.
School Resource Officer (City Council Priorities #75, 77)	Our goal is to reintroduce a School Resource Officer (SRO) into city schools. We are currently exploring potential funding opportunities through a Board of State and Community Corrections (BSCC) grant. An SRO program will enhance school safety and incident response, build trust and positive relationships, provide youth mentorship, strengthen school and community collaboration, and foster a safer, more supportive educational environment.
Complete Employee Wellness Center (City Council Priority #77)	A location has been secured. We are purchasing equipment and furnishings to support a functional wellness center. When officers and staff have access to mental and physical fitness programs, they are more focused, alert, and emotionally balanced on the job. Wellness programs enhance departments' appeal to potential recruits and aid in retaining experienced staff. Wellness centers have been shown to decrease absenteeism and injuries while promoting higher morale, which results in more proactive policing practices.
Evaluate Costs and Resources to Create a Mobile Communications and Command Center. (City Council Priorities #63, 70)	Carried over from prior cycles, this goal is to utilize an existing "Toy-Hauler" trailer currently configured for a DUI checkpoint command post. We will explore the feasibility of upfitting this unit for rapid deployment as a Mobile Communications/Command Center, serving as a hub during large-scale events and disasters and providing a centralized, mobile location for coordination and support.
Establish a self-sufficient City Fire Investigation Unit (FIU) in partnership with Sonora City Fire (City Council Priority #123)	The Police and Fire Departments intend to partner to establish a specialized team responsible for investigating fires and incidents suspected of being criminal in nature. Currently, City departments rely on state partners for forensic evidence collection and to determine the origin and cause of fires. To address this, our goal is to train and certify two members from each department to form a Fire Investigation Unit (FIU). This internal team will handle case-specific search warrants and work directly with prosecutors on investigations involving serious bodily injury or death.
Establish Comprehensive Online Reporting System (POST Management Study Recommendation # 73)	We will create a more comprehensive online reporting system. Currently, the public can access online reporting options for specific services; expanding these options will streamline operations and improve public services. In addition to reducing operational costs and staff strain, an online reporting system will allow the community to report low-level crimes 24 hours a day, increasing convenience for the public and providing clarity for crime analysis.

Measure I: Police Department

The Measure I fund was established as a result of a sales tax which took effect January 1, 2005. In 2004, the voters passed a special tax initiative for a one-half percent (½%) increase to sales tax within the City limits. The purpose of this initiative was to improve City services for residents, businesses, and visitors to the City of Sonora. The Police Department receives sixty percent (60%) of this revenue for the purpose of hiring additional law enforcement and support personnel, updating safety equipment, providing educational funding, replacing expired vehicles, and expanding police facilities, allowing for departmental growth. The budgeted amount is transferred from the Special Revenue Fund to support the General Fund expenses in this department.

Measure I: Police Expenditures by Object

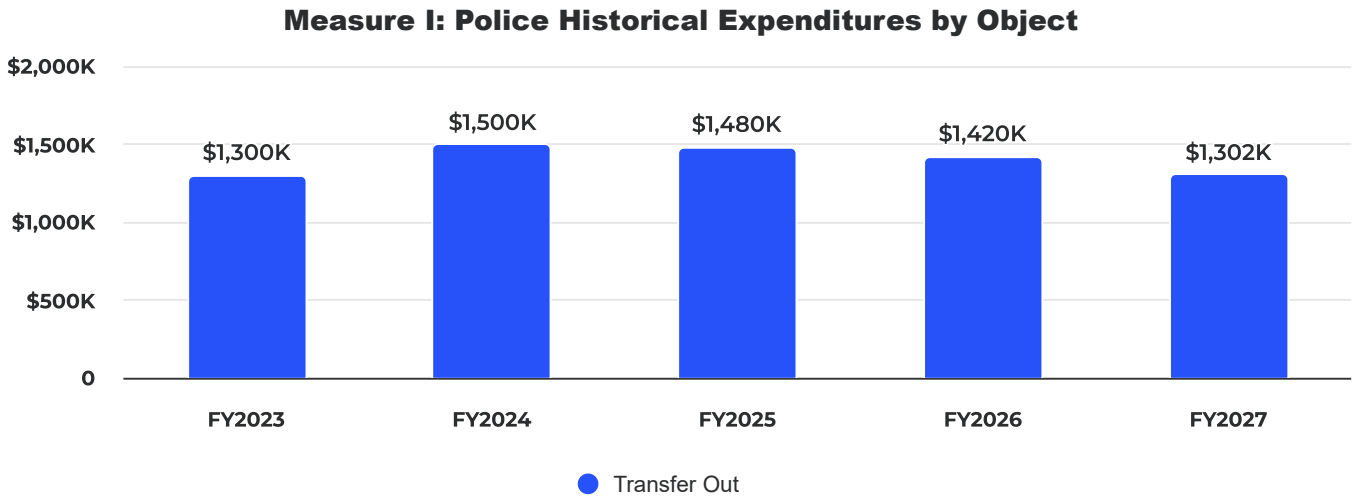

Measure I: Police Expenditures by Object

Category	FY25/26 Actual	FY25/26 Budget	FY26/27 Budget	FY25/26 Budget vs. FY26/27 Budget (% Change)
Transfer Out	$ 1,420,000	$ 1,420,000	$ 1,301,600	-8.3%
Total Expenditures	**$ 1,420,000**	**$ 1,420,000**	**$ 1,301,600**	**-8.3%**

Measure I: Police by Revenue Source

Measure I sales tax revenue is generated from the 1/2% local sales tax approved by voters. The total revenue collected is allocated among the benefiting departments in accordance with the adopted distribution formula. Under this formula, 60% of the revenue is allocated to Police services, 25% to Fire services, and 15% to Public Works to support ongoing operations, maintenance, and public safety needs.

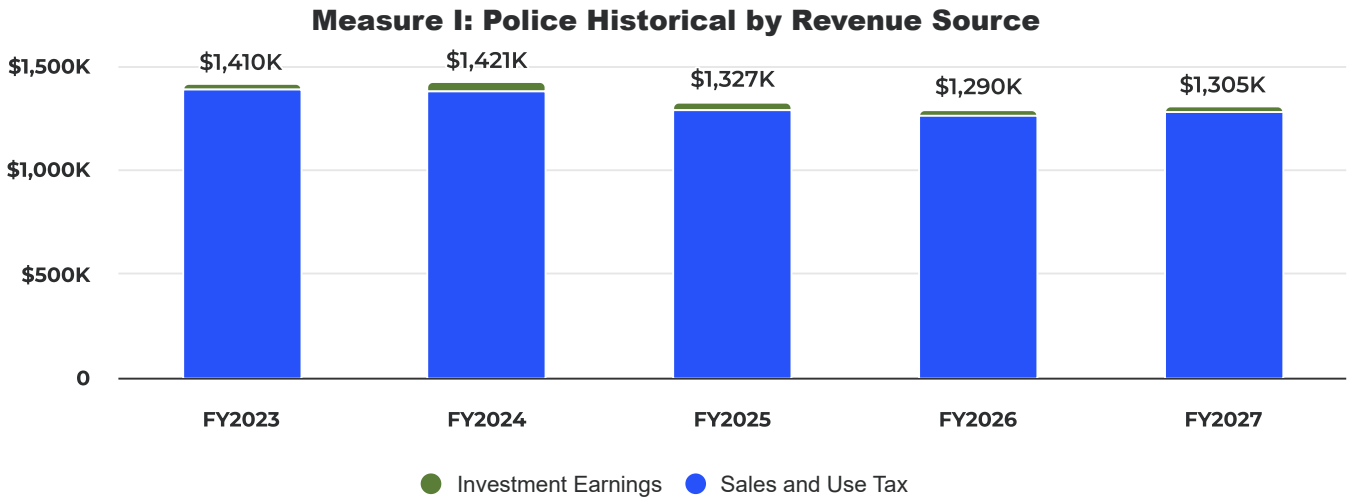

Measure I: Police by Revenue Source

Category	FY25/26 Actual	FY25/26 Budget	FY26/27 Budget	FY25/26 Budget vs. FY26/27 Budget (% Change)
Investment Earnings	$ 31,007	$ 30,800	$ 29,800	-3.2%
Sales and Use Tax	$ 1,259,071	$ 1,249,000	$ 1,275,400	2.1%
Total Revenues	**$ 1,290,078**	**$ 1,279,800**	**$ 1,305,200**	**2.0%**

Supplemental Law Enforcement Services

The Citizens' Option for Public Safety (COPS) program was initially funded in the 1996-1997 California state budget and has been funded yearly since that date. Government Code section 30061 (c) (1) specifies the details of future funding of the COPS program through the Supplemental Law Enforcement Services Fund (SLESF). SLESF funds are grant funds and the enabling legislation mandates that each municipality will receive funds yearly to be spent on "front line law enforcement services."

Supplemental Law Enforcement Expenditures by Object

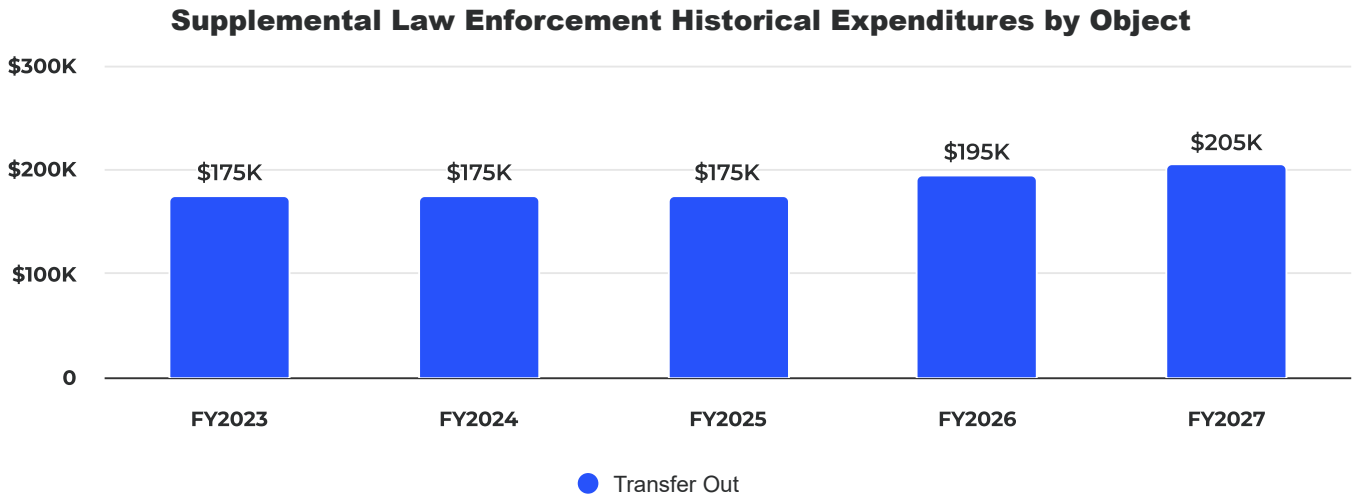

Supplemental Law Enforcement Expenditures by Object

Category	FY25/26 Actual	FY25/26 Budget	FY26/27 Budget	FY25/26 Budget vs. FY26/27 Budget (% Change)
Transfer Out	$ 195,000	$ 195,000	$ 205,000	5.1%
Total Expenditures	**$ 195,000**	**$ 195,000**	**$ 205,000**	**5.1%**

Supplemental Law Enforcement by Revenue Source

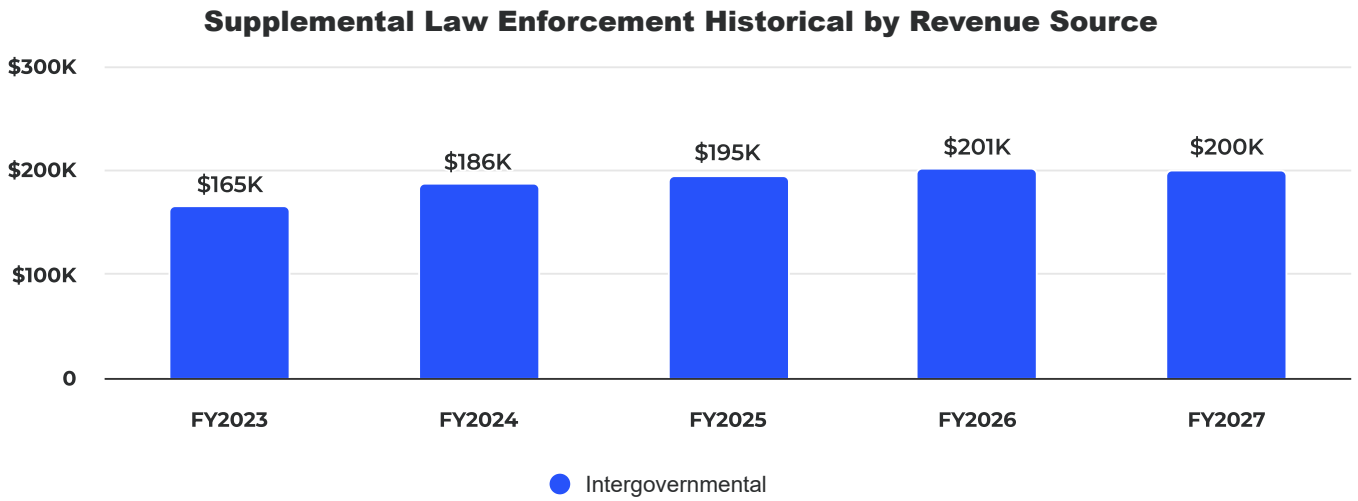

Supplemental Law Enforcement by Revenue Source

Category	FY25/26 Actual	FY25/26 Budget	FY26/27 Budget	FY25/26 Budget vs. FY26/27 Budget (% Change)
Intergovernmental	$ 201,168	$ 185,000	$ 200,000	8.1%
Total Revenues	**$ 201,168**	**$ 185,000**	**$ 200,000**	**8.1%**

Sonora Fire Department

Brittan Gregory, Fire Chief

Sonora Fire Department – Department Overview

The Sonora Fire Department proudly serves the City of Sonora by providing comprehensive emergency response, fire prevention, public education, and community engagement services. The department is committed to protecting lives, property, and the environment through professional emergency services, proactive risk reduction, and strong partnerships with the community. Sonora firefighters are more than first responders. They are trusted community partners, educators, and public safety professionals who dedicate themselves to serving residents, businesses, and visitors every day.

Operating in a wildland-urban interface (WUI), the City of Sonora faces a heightened risk of fire and other emergencies due to dense vegetation, steep terrain, aging infrastructure, and increasing wildfire activity throughout Tuolumne County and the surrounding Sierra foothills. These environmental and geographic challenges create a complex and high-risk response environment that requires constant preparedness, training, and coordination with regional fire agencies. In this setting, the Sonora Fire Department delivers all-risk, all-hazard emergency services designed to respond quickly and effectively to any type of emergency, including fires, medical incidents, rescues, hazardous materials events, and natural disasters.

The department responds to approximately 2,000 emergency calls annually, reflecting the growing service demand within the City of Sonora and surrounding areas. These calls include structure fires, wildland fires, medical emergencies, vehicle accidents, technical rescues, hazardous materials incidents, public assistance calls, and mutual aid responses to neighboring jurisdictions. Emergency medical calls make up a significant portion of the department's call volume, requiring firefighters to always maintain a high level of medical training and readiness. Each response requires coordinated teamwork, quick decision-making, and the ability to operate safely in unpredictable and often dangerous conditions.

In addition to emergency response, the Sonora Fire Department places a strong emphasis on fire prevention and community risk reduction. Prevention efforts include fire and life safety inspections, code enforcement, defensible space evaluations, and wildfire preparedness outreach. These proactive efforts help reduce the likelihood of emergencies and improve community resilience. The department is also working to modernize fire prevention operations by digitizing occupancy records, improving inspection tracking, and enhancing compliance with state and local fire codes. By focusing on prevention and preparedness, the department aims to reduce emergency incidents while improving overall community safety.

Community engagement remains a cornerstone of the Sonora Fire Department's mission. Firefighters actively participate in local events, school programs, and public safety demonstrations, building strong relationships with residents and business owners. Public education programs provide valuable information on fire safety, evacuation planning, fire extinguisher use, defensible space, and emergency preparedness. These efforts not only improve public awareness but also strengthen trust and communication between the fire department and the community it serves. Through these partnerships, the department works to create a safer and more prepared community.

The Sonora Fire Department operates out of a centrally located fire station at 201 South Shepherd Street, which allows for efficient response coverage throughout the city. The department is staffed with 8.8 full-time equivalent

personnel, including the Fire Chief, three Fire Captains and three Fire Engineers, supported by intern firefighters, part-time personnel, volunteers, and off-duty staff when available. This staffing model requires flexibility, teamwork, and strong regional coordination to maintain service levels. For larger incidents and major emergencies, the department works closely with neighboring fire agencies through mutual aid and automatic aid agreements, ensuring a coordinated and effective regional response to complex incidents.

Training and professional development are essential components of maintaining operational readiness. Sonora firefighters regularly participate in in-house training, multi-agency exercises, and state certified courses to meet or exceed California State Fire Marshal and NFPA standards. Ongoing training ensures that personnel remain prepared to respond to evolving emergency challenges, including wildfire behavior, medical advancements, hazardous materials incidents, and technical rescue situations. The department is also committed to developing future leaders through structured training and succession planning to ensure long-term organizational stability.

The department continues to pursue improvements in technology, equipment, and operational efficiency to better serve the community. Investments in records management systems, emergency response technology, apparatus maintenance, and firefighter safety equipment help improve response capabilities and accountability. Additionally, the department actively seeks grant funding and cooperative agreements to reduce the financial burden on the City while maintaining high service standards.

As the demand for the fire service continues to grow due to increased call volume, wildfire risk, regulatory requirements, and community expectations, ongoing investment in staffing, training, equipment, and infrastructure is essential. Thanks to continued support from City leadership and the community, the Sonora Fire Department has maintained a high level of service, while adapting to future challenges.

The Sonora Fire Department remains committed to providing professional, reliable, and compassionate emergency services. Through strong leadership, dedicated personnel, and community partnerships, the department will continue to protect lives and property while enhancing the safety, resilience, and quality of life for the City of Sonora and the surrounding region.

Total Budgeted Full Time Equivalent Employees

Summary Positions by Department

	2022/23 Approved	2023/24 Approved	2024/25 Approved	2025/26 Proposed	2026/27 Proposed
Fire Department					
Fire Chief	1.0	1.0	1.0	1.0	1.0
Fire Captain	3.0	3.0	3.0	3.0	3.0
Fire Engineer	3.0	3.0	3.0	3.0	3.0
Fire Engineer Relief	0.8	0.8	0.8	0.8	0.8
Volunteers	0.3	0.3	0.3	0.3	0.3
Interns	0.1	0.1	0.1	0.1	0.1
Office Assistant	0.6	0.6	0.6	0.6	0.6
Total Department FTE's	8.8	8.8	8.8	8.8	8.8

Approved Fire Department Full Time Equivalent Positions FY2026-27

Item C.

Sonora Fire Department

Sonora Fire Department Expenditures by Object

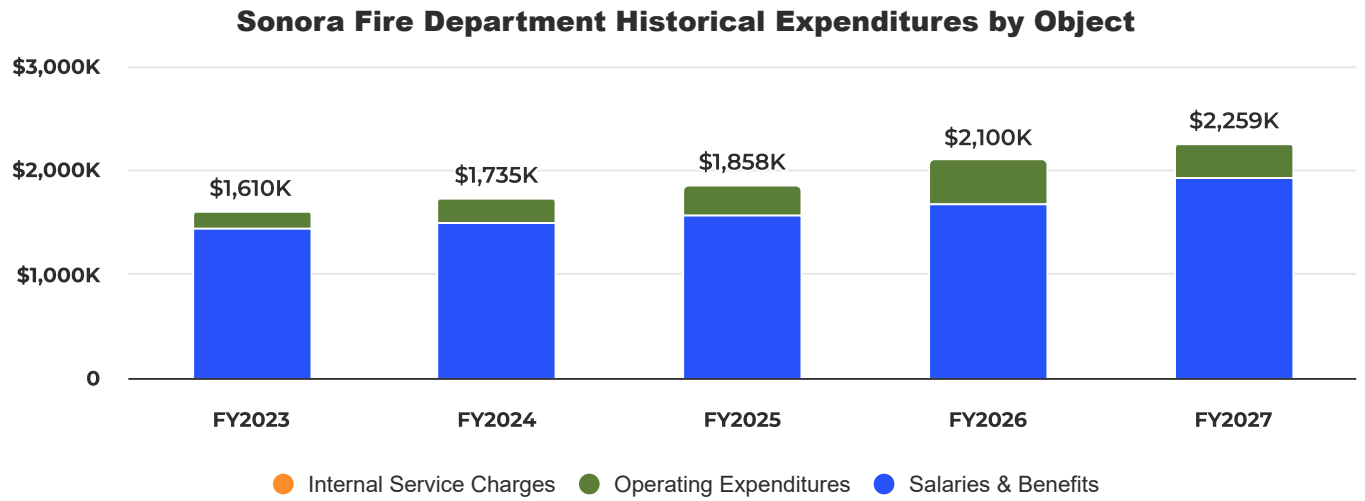

Sonora Fire Department Expenditures by Object

Category	FY25/26 Actual	FY25/26 Budget	FY26/27 Budget	FY25/26 Budget vs. FY26/27 Budget (% Change)
Salaries & Benefits	$ 1,674,898	$ 1,751,100	$ 1,928,300	10.1%
Salaries, Regular	$ 720,145	$ 748,000	$ 785,500	5.0%
Overtime	$ 132,682	$ 131,700	$ 140,400	6.6%
Relief/Reserve	$ 21,738	$ 35,000	$ 30,000	-14.3%
Holiday	$ 31,418	$ 30,400	$ 33,400	9.9%
Uniform Allowance	$ 13,225	$ 13,100	$ 13,500	3.1%
Intern Fire	$ 24,511	$ 26,500	$ 31,500	18.9%
CalPERS	$ 386,942	$ 400,500	$ 451,200	12.7%
F.I.C.A.	$ 72,270	$ 78,500	$ 78,700	0.3%
Health & Medical Insurance	$ 165,770	$ 179,600	$ 244,400	36.1%
Workers Compensation	$ 99,600	$ 99,600	$ 108,600	9.0%
Other Employee Benefits	$ 968	$ 1,200	$ 2,100	75.0%
Travel and Trainings	$ 4,920	$ 5,000	$ 7,000	40.0%
Dues, Memberships & Publications	$ 709	$ 2,000	$ 2,000	-
Operating Expenditures	$ 422,587	$ 566,350	$ 326,000	-42.4%
Supplies	$ 6,058	$ 6,500	$ 6,500	-
Safety Supplies	$ 3,102	$ 5,000	$ 5,000	-
Equipment Non Capital	$ 12,742	$ 13,000	$ 5,000	-61.5%
Postage and Shipping	$ 624	$ 1,000	$ 1,000	-
Printing and Forms	$ 216	$ 500	$ 500	-
Rental Equipment	$ 6,045	$ 6,200	$ 6,200	-

Category	FY25/26 Actual	FY25/26 Budget	FY26/27 Budget	FY25/26 Budget vs. FY26/27 Budget (% Change)
Computer Equipment	-	-	$ 9,000	-
Communications	$ 1,884	$ 2,500	$ 2,500	-
Water and Waste	$ 4,414	$ 5,000	$ 5,000	-
Power and Propane	$ 11,263	$ 17,000	$ 15,000	-11.8%
Transportation Fuel	$ 19,124	$ 22,000	$ 20,000	-9.1%
Internet	$ 2,210	$ 2,250	$ 2,500	11.1%
Outside Services	$ 1,757	$ 2,000	$ 2,000	-
Information Tech Services	$ 1,620	$ 2,000	$ 2,000	-
Pre Employment	$ 4,338	$ 4,500	$ 2,000	-55.6%
General Liability Insurance	$ 131,900	$ 131,900	$ 125,700	-4.7%
Building Equip Maint & Repair	$ 13,692	$ 22,000	$ 7,000	-68.2%
Building Maint and Repair	$ 6,042	$ 124,400	$ 3,500	-97.2%
Equipment Maintenance	$ 87,000	$ 87,500	$ 90,000	2.9%
Radio Maintenance	$ 628	$ 1,000	$ 1,000	-
Facility Enhancement	$ 99,100	$ 101,100	-	-100.0%
Capital Asset: Vehicles	$ 8,000	$ 8,000	$ 12,800	60.0%
Interest Expense	$ 828	$ 1,000	$ 1,800	80.0%
Internal Service Charges	$ 2,404	$ 5,000	$ 5,000	-
Self-Insured Dental	$ 2,404	$ 5,000	$ 5,000	-
Total Expenditures	**$ 2,099,889**	**$ 2,322,450**	**$ 2,259,300**	**-2.7%**

Sonora Fire Department Revenues by Source

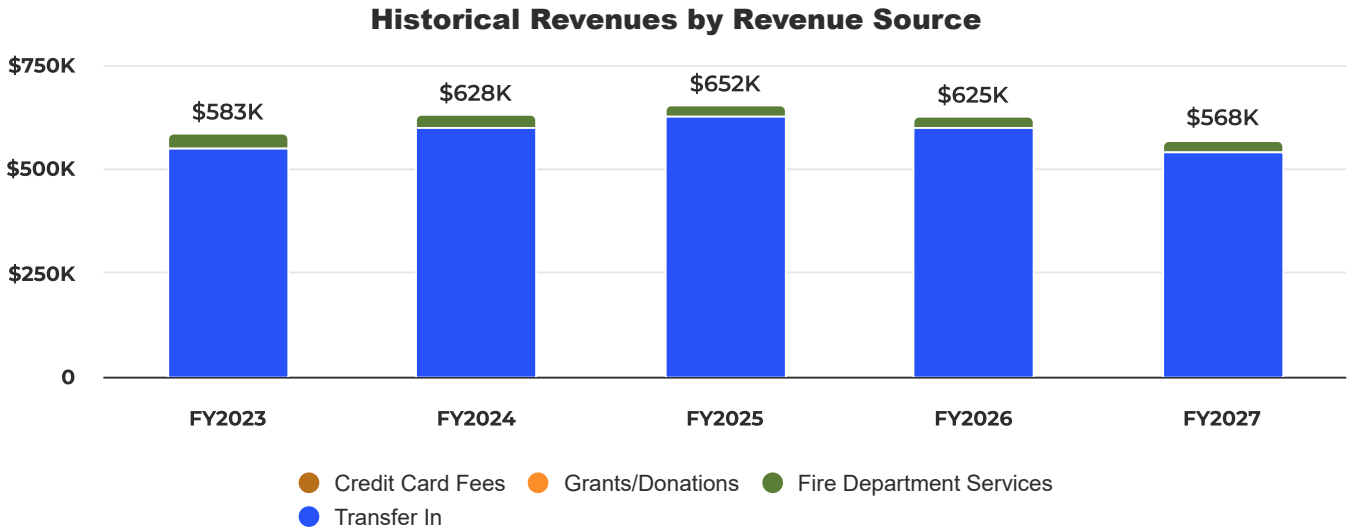

Revenues by Revenue Source

Category	FY25/26 Actual	FY25/26 Budget	FY26/27 Budget	FY25/26 Budget vs. FY26/27 Budget (% Change)
Fire Department Services	$ 25,134	$ 27,000	$ 27,000	-
Credit Card Fees	$ 100	$ 200	$ 200	-
Transfer In	$ 600,000	$ 600,000	$ 539,600	-10.1%
Grants/Donations	-	$ 1,000	$ 1,000	-
Total Revenues	**$ 625,234**	**$ 628,200**	**$ 567,800**	**-9.6%**

Fire Department FY2025/26 Accomplishments

Sonora Fire Department
Accomplishments for FY25/26

FY25/26 Accomplishments	Description
Continue LAFCO application to secure contract for services with Chicken Ranch Tribe. Hire 9 Full-time personnel to open CRFD Fire Station.	Chicken Ranch decided to hire their own staffing. Tribe requested to withdraw from the contract to ensure hiring of personnel when fire station is completed.
Continue to Strengthen the Employee Development Program.	Personal completed development and training to enhance their knowledge, skills and abilities.
Replace U751 with new utility response vehicle.	Replacement of U751 is in process and should be completed before end of fiscal year.
Develop and Implement digital inspection programs.	Partial completion of the digital format to complete inspections in the field (paperless).
Facility Enhancements	Fire Station in scheduled to have exterior repairs and painted.
Technology improvements	EOC is in process of being updated, waiting until complete to review and order necessary equipment.
Complete CDBG Grant	All purchases of the CDBG grant have been completed.
Additional programs	Research on going to provide upgrade EMS services.
Continue Succession planning	Continue succession planning and mentoring for future Fire Department leadership. An internal candidate was hired for the Fire Chief position.
Increase staffing levels	Completed grant applications for 6 Firefighters, 3 inspectors and a full time office staff member. No awards were granted at this time.

FY2025/26 Accomplishments

Fire Department FY2026/27 Goals

Sonora Fire Department
Goals for FY26/27

FY26/27 Goals	Description
Training & Professional Development	Develop and implement a comprehensive Training Needs Assessment (TNA) to identify and address the long-term training needs of all staff. Meet or exceed California State Fire Marshal and NFPA training standards while supporting firefighter and officer development, including structured succession training for all personnel. Implement a multi-agency training plan with monthly joint training exercises to enhance interoperability and operational readiness. (Council Priorities #59,60,67)
Fire Prevention & Community Risk Reduction	Reduce community risk through proactive inspections, code enforcement, public education, and wildfire preparedness initiatives. Complete the build-out of all occupancies within the fire prevention software and digitize legacy records to improve efficiency, accuracy, and compliance (multi year process). Partner with residents and community organizations to expand Firewise communities and implement the updated defensible space ordinance to enhance wildfire resilience. (Council Priority #62)
Equipment, PPE & Apparatus	Develop and implement a department-wide decontamination (Decon) policy for all staff to reduce exposure to hazardous substances and carcinogens. Evaluate and plan for the transition to Per- and polyfluoroalkyl substances (PFAS) free personal protective equipment (PPE) as compliant options become available to enhance firefighter health and safety. Improve apparatus maintenance efficiency by exploring a contract with a local fire mechanic to perform annual in-house maintenance, reducing staff hours, minimizing apparatus wear and tear, and decreasing downtime associated with out-of-area maintenance. (Council Priorities #30, 70)
Technology & Data Management	Upgrade and maintain fire department technology systems to improve operational efficiency, data accuracy, and accountability. Continue to invest in records management, incident reporting, and field technology to support NERIS compliance, enhance situational awareness, and enable data-driven decision-making. (Council Priorities #30, 73, 119)
Facility Enhancements	Complete fire station improvements, including kitchen stove replacement, station painting, obtaining and finalizing project quotes, and completing roof replacement to ensure the facility remains safe, functional, and well-maintained for daily operations and long-term use. (Council Priority #70)
Establish social media to enhance communication, transparency, and public engagement.	Establish official department social media accounts to increase transparency, improve community engagement, and provide a reliable platform for sharing important safety information, emergency updates, fire prevention messaging, and department activities with the public. (Council Priority #120,124)
Regional Internship program with Columbia College and all Tuolumne County Fire agencies	Develop and implement a Tuolumne County regional firefighter internship program that creates a structured pathway for students to gain hands-on fire service experience while supporting local fire departments with staffing and workforce development. (Council Priority #109)
Increase staffing levels only when supported by external funding sources, with no expansion of General Fund obligations.	Apply for AFG and SAFER grants to increase staffing levels in operations, fire prevention, and office/clerical support. Increased staffing will enhance emergency response capabilities, improve fire prevention and community risk reduction efforts, and strengthen administrative support, ultimately assisting in suppression and mitigation efforts throughout the department. (Council Priorities #67,71,72)
Establish a Fire Investigation Unit (FIU) in partnership with Sonora Police Department.	The Fire and Police Department intend to establish a specialized team responsible for investigating fires and incidents suspected to be criminal in nature. Currently, city departments rely on state partners for forensic evidence collection and to determine the origin and cause of fires. To address this, our goal is to train and certify two members from each department to form a Fire Investigation Unit (FIU). This internal team will handle case-specific search warrants and work directly with prosecutors on investigations involving serious bodily injury or death. This certification will take a couple of years to complete due to the required classes and the associated task book. (Council Priority #123)
Fiscal Responsibility & Grant Funding	Manage resources responsibly while actively pursuing external funding opportunities, including FEMA, State, and other grant programs. This includes identifying eligible projects, aligning City priorities with available funding sources, and preparing competitive grant applications to maximize outside revenue. (Council Priority #48)

FY2026/27 Goals

Measure I: Fire Department

The Measure I fund was established as a result of a sales tax which took effect January 1, 2005. In 2004, the voters passed a special tax initiative for a one-half percent (½%) increase to sales tax within the City limits. The purpose of this initiative was to improve City services for residents, businesses, and visitors to the City of Sonora. The Fire Department receives twenty-five percent (25%) of this revenue for the purpose of hiring and supporting additional personnel, updating safety equipment, providing educational funding, replacing expired vehicles, and expanding facilities, allowing for departmental growth. The budgeted amount is transferred from the Special Revenue Fund to support the General Fund expenses in this department.

Measure I: Fire Expenditures by Object

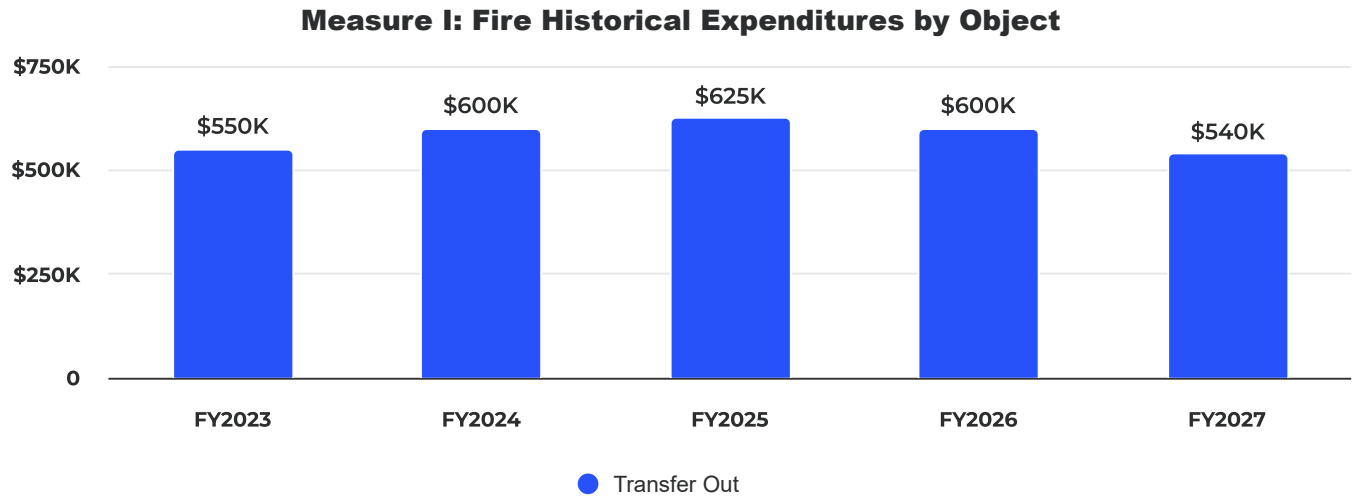

Measure I: Fire Expenditures by Object

Category	FY25/26 Actual	FY25/26 Budget	FY26/27 Budget	FY25/26 Budget vs. FY26/27 Budget (% Change)
Transfer Out	$ 600,000	$ 600,000	$ 539,600	-10.1%
Total Expenditures	**$ 600,000**	**$ 600,000**	**$ 539,600**	**-10.1%**

Measure I: Fire by Revenue Source

Measure-I Sales Tax revenue is generated from the 1/2% local sales tax approved by voters. The total revenue collected is allocated among the benefiting departments in accordance with the adopted distribution formula. Under this formula, 60% of the revenue is allocated to Police services, 25% to Fire services, and 15% to Public Works to support ongoing operations, maintenance, and public safety needs.

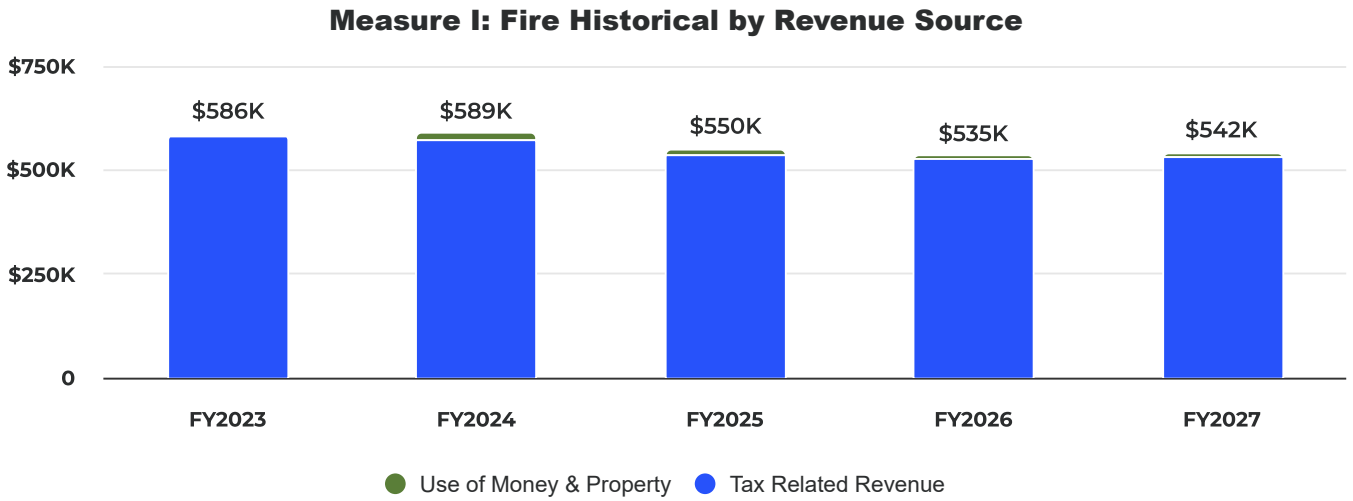

Measure I: Fire by Revenue Source

Category	FY25/26 Actual	FY25/26 Budget	FY26/27 Budget	FY25/26 Budget vs. FY26/27 Budget (% Change)
Tax Related Revenue	$ 524,612	$ 520,400	$ 531,500	2.1%
Use of Money & Property	$ 10,478	$ 10,100	$ 10,000	-1.0%
Total Revenues	**$ 535,090**	**$ 530,500**	**$ 541,500**	**2.1%**

Code Five Fire

The City of Sonora's Fire Department participates in the statewide California Firefighter Assistance Agreement (CFAA) and the local Tuolumne County Assistance by Hire Agreement (ABH). These agreements allow fire agencies to participate in a statewide mutual aid assistance program and receive reimbursement for the cost of sending equipment and personnel. Both the revenues and expenditure budgets are dependent on the activity of the coming fire season.

Code Five Fire Expenditures by Object

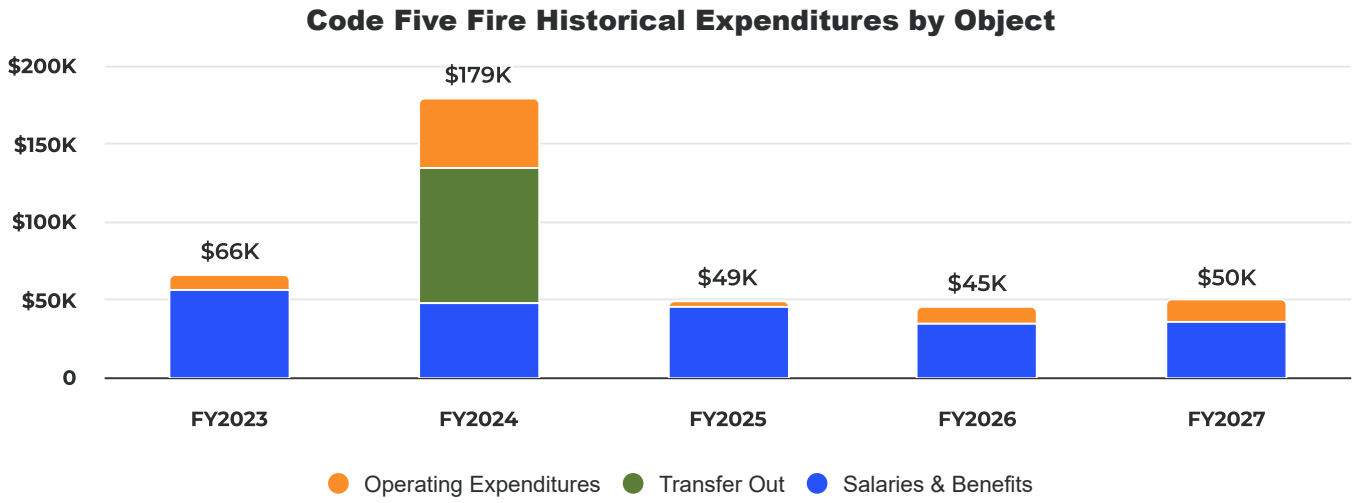

Code Five Fire Expenditures by Object

Category	FY25/26 Actual	FY25/26 Budget	FY26/27 Budget	FY25/26 Budget vs. FY26/27 Budget (% Change)
Salaries & Benefits	$ 34,765	$ 71,650	$ 35,300	-50.7%
Operating Expenditures	$ 10,593	$ 13,700	$ 14,700	7.3%
Total Expenditures	**$ 45,358**	**$ 85,350**	**$ 50,000**	**-41.4%**

Code Five Fire by Revenue Source

Code 5 Fire Revenues represent reimbursement received for the deployment of City fire personnel and equipment to wildland and all-risk incidents throughout California under the State's mutual aid system.

When the City's Fire Department is requested to assist with incidents outside the City, personnel and apparatus are assigned to these deployments and associated costs are reimbursed in accordance with established rate agreements.

Revenue received from these deployments is deposited into the fire fund and is used to support Fire Department operations, including the purchase and replacement of fire equipment, apparatus, and related supplies. These funds help offset operational impacts associated with deployments and enhance the Department's overall readiness and response capabilities.

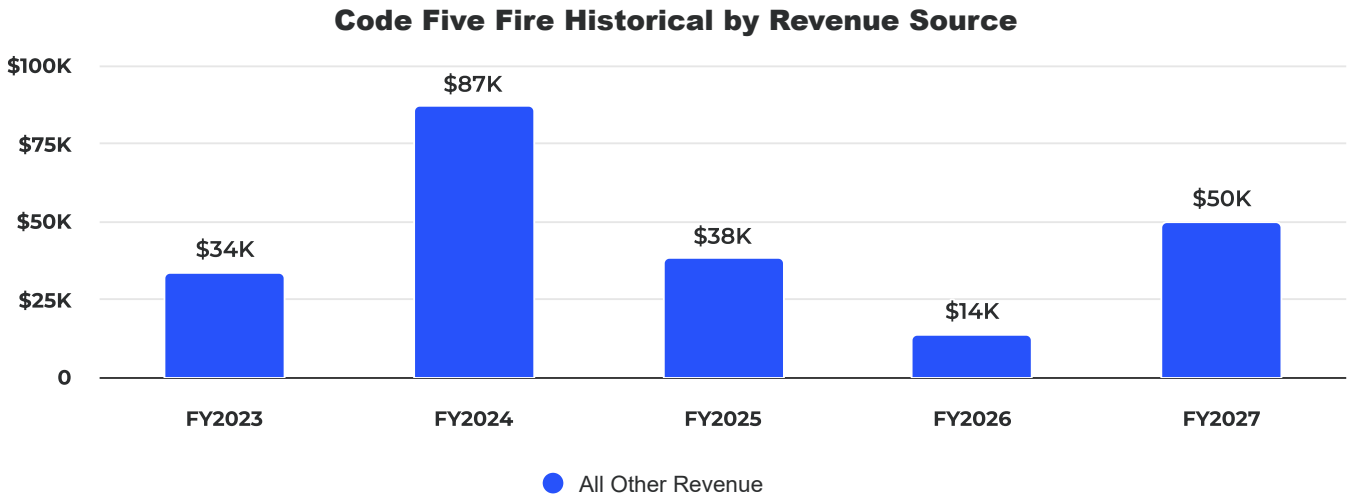

Code Five Fire by Revenue Source

Category	FY25/26 Actual	FY25/26 Budget	FY26/27 Budget	FY25/26 Budget vs. FY26/27 Budget (% Change)
All Other Revenue	$ 13,815	$ 63,815	$ 50,000	-21.6%
Total Revenues	**$ 13,815**	**$ 63,815**	**$ 50,000**	**-21.6%**

Fire Grant Fund

The City of Sonora Fire Department actively pursues grant funding to support and enhance its operations, personnel, and equipment. The Fire Grant Fund is used to track the revenues and expenditures associated with these grant awards, which play a critical role in supplementing limited local resources.

The Department has demonstrated continued success in securing external funding and remains aggressive in identifying and applying for new grant opportunities at the state and federal level. In FY2026/27, the Fire Department will continue to proactively seek grant funding to improve service delivery, maintain readiness, and invest in critical equipment and training needs.

Fire Grant Fund Expenditures by Object

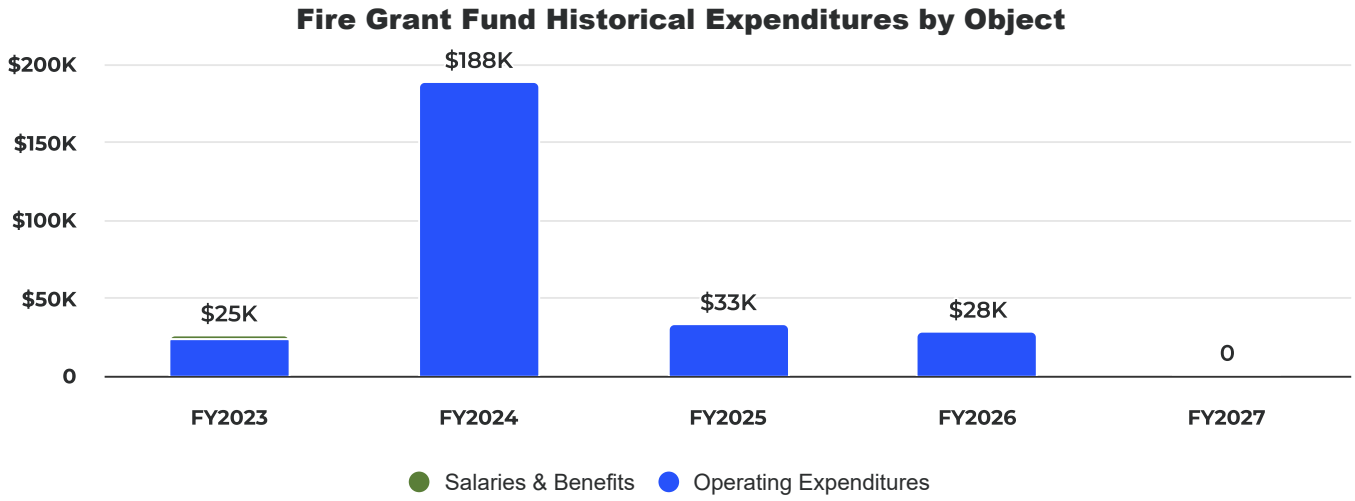

Fire Grant Fund Expenditures by Object

Category	FY25/26 Actual	FY25/26 Budget	FY26/27 Budget	FY25/26 Budget vs. FY26/27 Budget (% Change)
Operating Expenditures	$ 27,714	$ 35,000	-	-100.0%
Total Expenditures	**$ 27,714**	**$ 35,000**	**-**	**-100.0%**

Fire Grant Fund by Revenue Source

The Fire Department Grant Fund is used to account for revenues and expenditures associated with grant funding awarded to the City's Fire Department. These grants are secured through various federal, state, and local programs and are intended to support specific projects, equipment purchases, training, and operational enhancements.

This fund provides a mechanism to track grant revenues separately from other funding sources, ensuring proper accounting, reporting, and compliance with grant requirements. Expenditures are restricted to the purposes outlined in each grant award and are monitored to ensure alignment with applicable guidelines and timelines.

The establishment of this fund enhances transparency and accountability, while supporting the Fire Department's ability to pursue and manage successful grant opportunities that improve service levels and operational readiness.

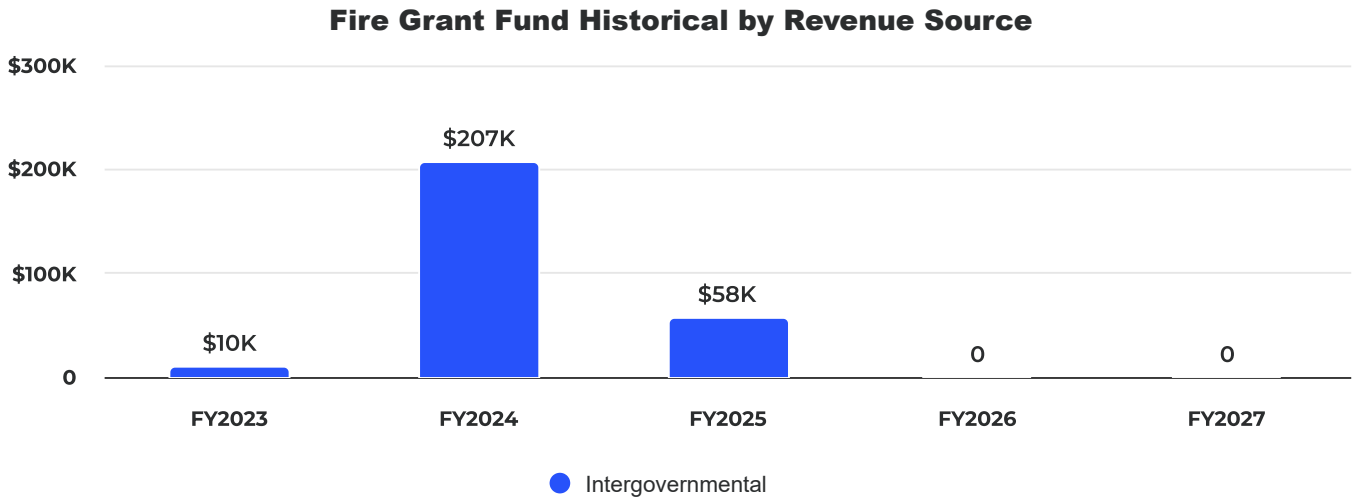

Fire Grant Fund by Revenue Source

Category	FY25/26 Actual	FY25/26 Budget	FY26/27 Budget	FY25/26 Budget vs. FY26/27 Budget (% Change)
Intergovernmental	-	$ 70,000	-	-100.0%
Total Revenues	**-**	**$ 70,000**	**-**	**-100.0%**

Public Works Department

The Public Works Department is responsible for maintaining the City's infrastructure and facilities, including streets, storm drainage systems, public buildings, parks, parking lots, the Mountain Shadow Cemetery, and the City-owned Opera Hall. The Department is committed to providing a high level of service with available staff and resources, ensuring safe, reliable, and well-maintained public assets for residents and visitors. Public Works works collaboratively with the community to identify and address maintenance needs and infrastructure improvements.

The General Fund provides the majority of the Department's funding, supplemented by a dedicated transfer from the Measure I Fund, which contributes fifteen percent (15%) of all Measure I revenues to support ongoing maintenance and infrastructure activities.

Total Budgeted Full Time Equivalent Employees

Summary Positions by Department

	2022/23 Approved	2023/24 Approved	2024/25 Approved	2025/26 Proposed	2026/27 Proposed
Public Works					
Public Works Director	0.0	0.0	0.0	0.0	0.0
Public Works Supervisor	1.0	1.0	1.0	1.0	1.0
Public Works Specialist I/II	3.0	3.0	4.0	4.0	4.0
Public Works Assistant	2.0	2.0	1.0	1.0	1.0
Total Department FTE's	6.0	6.0	6.0	6.0	6.0

Approved Public Works Full Time Equivalent Positions FY2026-27

Public Works Department

Public Works Expenditures by Department

The Public Works budget is lower in the current fiscal year compared to the prior year primarily due to one-time funding included in the previous budget for several maintenance and improvement projects. These projects addressed deferred maintenance and infrastructure needs and were funded on a nonrecurring basis. With those one-time allocations completed or underway, the current year's budget reflects a return to baseline funding levels necessary to support ongoing operations, routine maintenance, and core Public Works services.

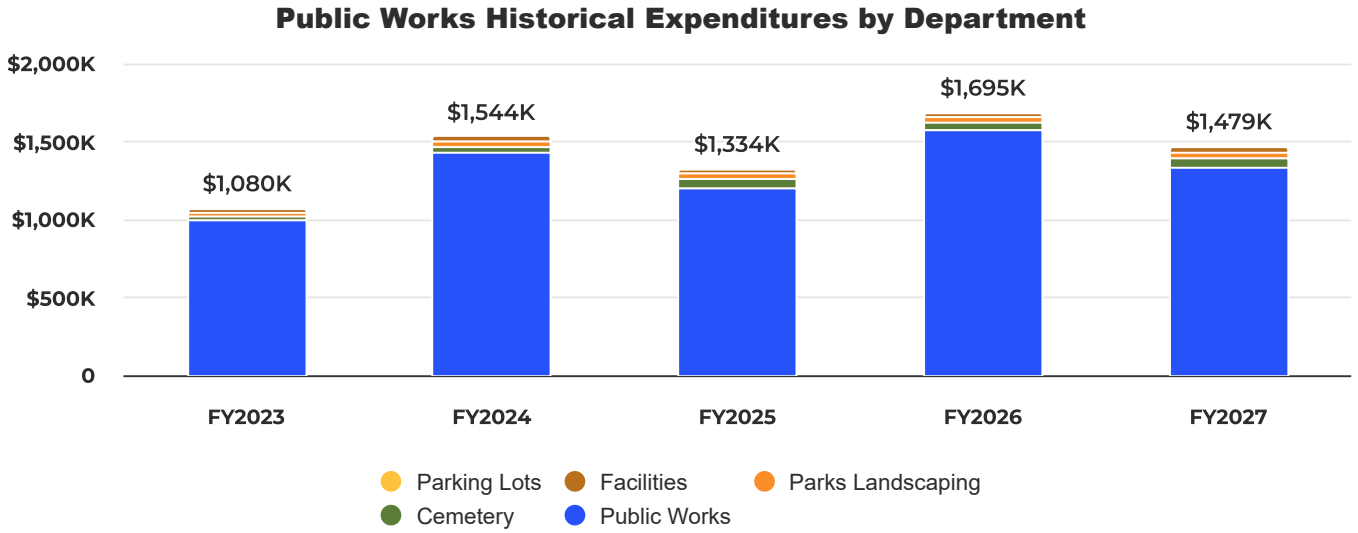

Public Works Expenditures by Department

Category	FY25/26 Actual	FY25/26 Budget	FY26/27 Budget	FY25/26 Budget vs. FY26/27 Budget (% Change)
Public Works	$ 1,572,464	$ 1,934,950	$ 1,327,550	-31.4%
Facilities	$ 29,359	$ 35,800	$ 35,650	-0.4%
Parks Landscaping	$ 36,177	$ 40,500	$ 39,900	-1.5%
Parking Lots	$ 14,585	$ 17,500	$ 17,500	-
Cemetery	$ 42,172	$ 58,800	$ 58,300	-0.9%
Total Expenditures	**$ 1,694,757**	**$ 2,087,550**	**$ 1,478,900**	**-29.2%**

Item C.

Public Works Department Expenditures by Object

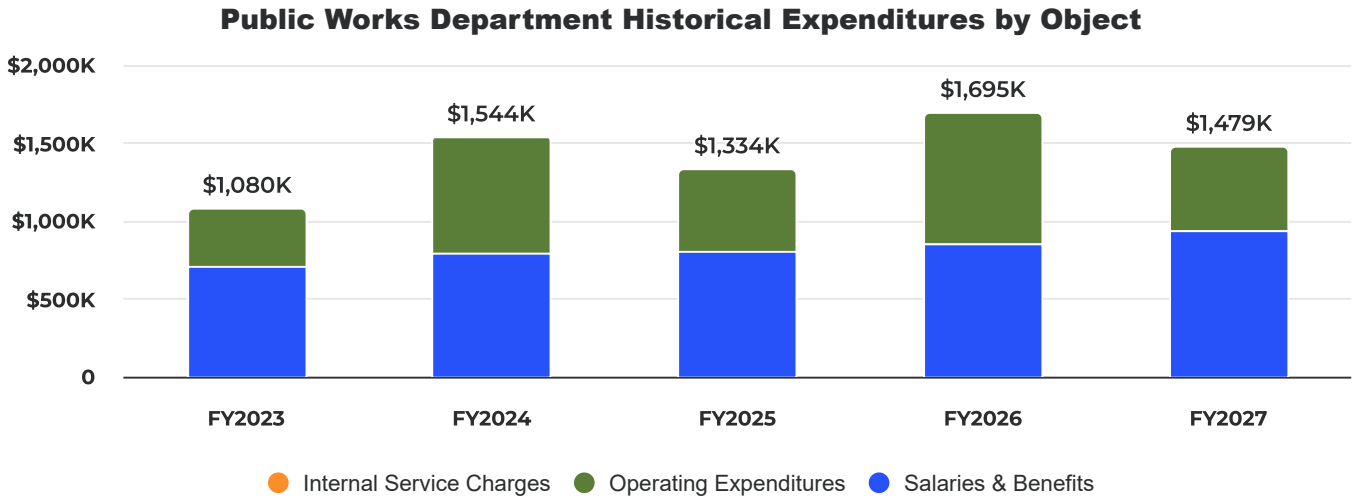

Public Works Department Expenditures by Object

Category	FY25/26 Actual	FY25/26 Budget	FY26/27 Budget	FY25/26 Budget vs. FY26/27 Budget (% Change)
Salaries & Benefits	$ 854,246	$ 906,850	$ 931,050	2.7%
Salaries, Regular	$ 383,349	$ 401,900	$ 373,800	-7.0%
Overtime	$ 5,290	$ 6,500	$ 6,500	-
Uniform Allowance	$ 4,941	$ 5,700	$ 5,700	-
CalPERS	$ 248,286	$ 265,000	$ 297,700	12.3%
F.I.C.A.	$ 28,680	$ 31,500	$ 29,000	-7.9%
Health & Medical Insurance	$ 89,755	$ 100,400	$ 115,100	14.6%
Workers Compensation	$ 90,200	$ 90,200	$ 97,600	8.2%
Other Employee Benefits	$ 2,351	$ 3,900	$ 3,900	-
Travel and Trainings	$ 880	$ 1,000	$ 1,000	-
Dues, Memberships & Publications	$ 514	$ 750	$ 750	-
Operating Expenditures	$ 839,395	$ 1,177,700	$ 544,850	-53.7%
Supplies	$ 7,600	$ 9,200	$ 8,950	-2.7%
Safety Supplies	-	$ 7,500	$ 7,500	-
Materials Street	$ 7,444	$ 15,500	$ 15,500	-
Equipment Non Capital	$ 12,772	$ 31,000	$ 15,000	-51.6%
Landscape Materials	$ 4,245	$ 8,000	$ 8,000	-
Signage	$ 5,751	$ 10,000	$ 10,000	-
Rental Equipment	$ 288	$ 1,000	$ 500	-50.0%
Communications	$ 2,107	$ 2,500	$ 2,500	-
Water and Waste	$ 47,199	$ 48,300	$ 48,100	-0.4%
Power and Propane	$ 7,567	$ 14,100	$ 11,400	-19.1%

Category	FY25/26 Actual	FY25/26 Budget	FY26/27 Budget	FY25/26 Budget vs. FY26/27 Budget (% Change)
Transportation Fuel	$ 17,112	$ 25,000	$ 20,000	-20.0%
Street Lighting Power	$ 74,865	$ 88,700	$ 85,700	-3.4%
Street Lighting Maintenance	$ 4,924	$ 12,500	$ 12,500	-
Internet	$ 4,158	$ 4,200	$ 4,500	7.1%
Outside Services	$ 13,631	$ 27,700	$ 23,000	-17.0%
Pre Employment	$ 436	$ 2,000	$ 1,000	-50.0%
General Liability Insurance	$ 107,953	$ 120,900	$ 113,900	-5.8%
Building Equip Maint & Repair	$ 4,538	$ 8,200	$ 6,000	-26.8%
Building Maint and Repair	$ 6,300	$ 90,000	$ 10,700	-88.1%
Equipment Maintenance	$ 61,939	$ 64,000	$ 64,000	-
Storm Drain Projects	$ 53,571	$ 56,000	-	-100.0%
Road Maintenance	$ 185,111	$ 258,000	-	-100.0%
Capital Asset: Vehicles	$ 20,460	$ 21,600	$ 25,100	16.2%
Property Taxes	$ 1,310	$ 1,000	$ 1,400	40.0%
Interest Expense	$ 3,751	$ 3,800	$ 4,600	21.1%
Vegetation/Fuel Reduction	$ 47,363	$ 47,000	$ 45,000	-4.3%
All Other Infrastructure Maintenance	-	$ 45,000	-	-100.0%
Slope and Erosion Control	$ 137,000	$ 155,000	-	-100.0%
Internal Service Charges	$ 1,116	$ 3,000	$ 3,000	-
Self-Insured Dental	$ 1,116	$ 3,000	$ 3,000	-
Total Expenditures	**$ 1,694,757**	**$ 2,087,550**	**$ 1,478,900**	**-29.2%**

Public Works Department by Revenue Source

The Public Works Department is primarily funded through a transfer from the Measure I Fund, which is supported by a voter-approved 1/2% sales tax adopted in 2004 to maintain and improve the City's streets and infrastructure. In addition to Measure I, the Department generates revenue from service-related sources, including parking lot rents, State highway street cleaning reimbursements, banner installation fees, and debris pickup services. Together, these revenues fund approximately 37% of the Department's operations, with the remaining costs supported by General Fund contributions to ensure the continued delivery of essential maintenance and infrastructure services.

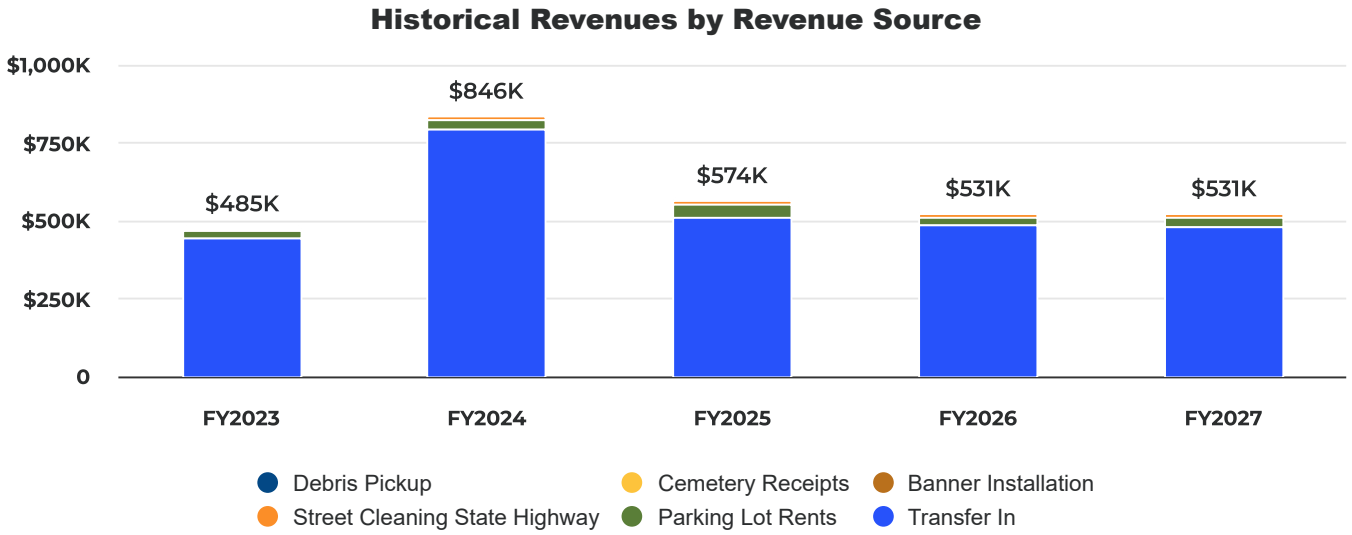

Public Works Department by Revenue Source

Category	FY25/26 Actual	FY25/26 Budget	FY26/27 Budget	FY25/26 Budget vs. FY26/27 Budget (% Change)
Street Cleaning State Highway	$ 9,276	$ 9,400	$ 10,000	6.4%
Debris Pickup	$ 2,500	$ 3,200	$ 3,200	-
Banner Installation	$ 5,600	$ 4,000	$ 6,000	50.0%
Transfer In	$ 483,000	$ 483,000	$ 479,100	-0.8%
Parking Lot Rents	$ 27,424	$ 33,000	$ 30,000	-9.1%
Cemetery Receipts	$ 3,200	$ 3,000	$ 2,900	-3.3%
Total Revenues	**$ 531,000**	**$ 535,600**	**$ 531,200**	**-0.8%**

Public Works Goals and Accomplishments

Public Works FY2025/26 Accomplishments and FY2026/27 Goals	
FY25/26 Accomplishments	**FY26/27 Goals**
O **Facilities Improvements:** Installed new LED lights with dimmers, painted, repaired balcony and gutter, installed new Chandelier at Opera Hall; Replaced city-owned streetlights with LED bulbs; Updated outside lights to LED at the Fire House; Upgraded City Hall lights to LED; Installed gate (w/ Pin Code) for Pickleball Court; Maintenance of City Cemeteries (Council Priorities #21, 35, 63)	O **Facilities Improvements:** Maintain and Improve City owned Facilities, ongoing; Pressure wash sidewalks and trash cans; Improve and expand sweeping operations (City Council Priorities #14, 26, 35, 101)
O **Dragoon Gulch Trail:** Installed automatic gate at the Dragoon Gulch trail head (Alpine Lane) (Council Priority #26)	O **Annual Street Repairs and Maintenance:** Annual potholing and Hot AC street repairs; Street Sign Replacement Project (Council Priorities #11, 26, 112)
O **Annual Street Repairs and Maintenance:** Annual potholing and Hot AC street repairs: (Council priority #26)	O **Replace Trucks in PW Fleet:** Replace Public Works truck, continuing; Update Fleet Logos in Public Works (Council priority #26, 27, 30, 58)
O **Replace Trucks in PW Fleet:** Replaced 2nd Public Works truck, continuing: (Council priority #26, 27, and 30)	O **ADA and Trip Hazard Improvement Program:** Sidewalk ADA/trip hazard improvement program, ongoing; Street Markings improvements. (Council Priorities #26, 108)
O **ADA and Trip Hazard Improvement Program:** Sidewalk ADA/trip hazard improvement program, ongoing; Street Markings improvements; Installed ADA ramp in Coffill Park off Green Street (Council Priorities #26, 108)	O **Staff Training:** Continue training and certification(s) for Public Works employees, ongoing. (Council Priority #123)
O **Citywide Safety Improvements:** Curb repairs in the downtown area; Repaired and replaced damaged storm drain lids; Repair guard rails; Installed enhanced PED crossing at Stewart-Shepherd, Linoberg-Stewart, Theall-Stewart, Theall-Shepherd; Placed barriers to protect pedestrians from trash bin/cart encroachment on Stewart Street; Installed new informational/directional signage; Parking Stall Striping, various locations. (Council Priorities #5, 14, 22, 26, 100, 101, 103)	O **Citywide Safety Improvements:** Curb repairs in the downtown area; Repaired and replaced damaged storm drain lids; Repair guard rails; Installed enhanced PED crossing at Stewart-Shepherd, Linoberg-Stewart, Theall-Stewart, Theall-Shepherd; Placed barriers to protect pedestrians from trash bin/cart encroachment on Stewart Street; Installed new informational/directional signage; Parking Stall Striping, various locations. (Council Priorities #5, 14, 22, 26, 100, 101, 103)
O **Vegetation Removal Project:** Annual weed spraying abatement, ongoing; Maintenance of City owned trees and landscaping. (Council Priorities #10, 101)	O **Vegetation Removal Project:** Annual weed spraying abatement, ongoing; Maintenance of City owned trees and landscaping; Trim and or remove brush and trees from the city right of way. (Council Priorities #10, 101)

Measure I: Public Works

The Measure I fund was established as a result of a sales tax which took effect January 1, 2005. In 2004, the voters passed a special tax initiative for a 1/2% sales tax within the City limits. The purpose of this initiative was to improve City services for residents, businesses, and visitors to the City of Sonora. The Public Works Department receives fifteen percent (15%) of this revenue for the purpose of hiring additional employees and support personnel, updating equipment, replacing expired vehicles. The budgeted amount is transferred from the Special Revenue Fund to support the General Fund expenses in this department.

Measure I: Public Works Expenditures by Object

In FY2023/24, the City used Public Works Measure I funds to purchase a new Street Sweeper.

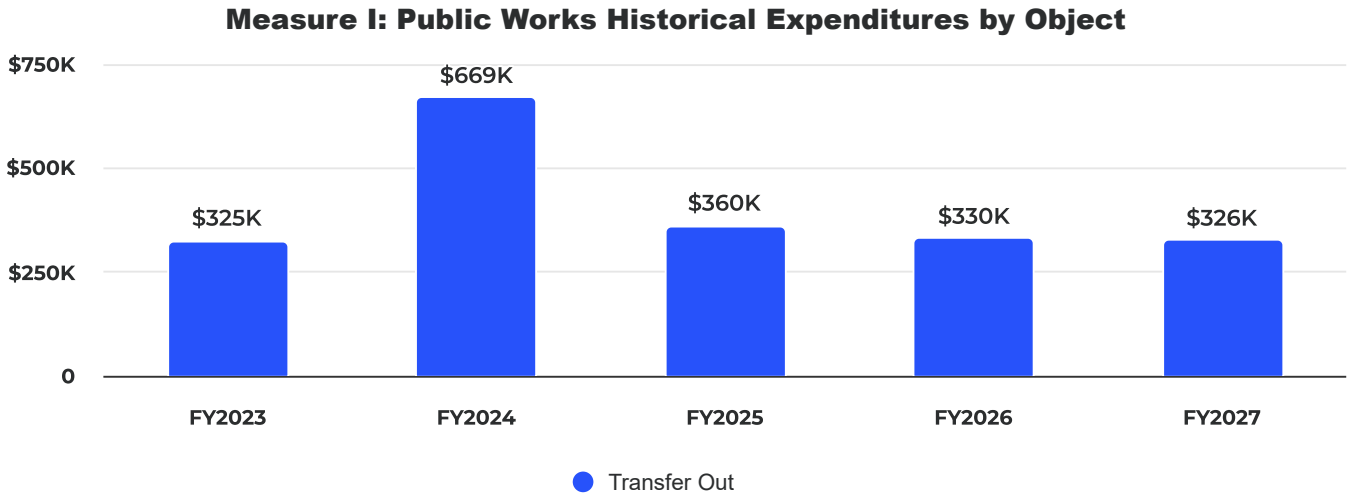

Measure I: Public Works Expenditures by Object

Category	FY25/26 Actual	FY25/26 Budget	FY26/27 Budget	FY25/26 Budget vs. FY26/27 Budget (% Change)
Transfer Out	$ 330,000	$ 330,000	$ 326,100	-1.2%
Total Expenditures	**$ 330,000**	**$ 330,000**	**$ 326,100**	**-1.2%**

Measure I: Public Works by Revenue Source

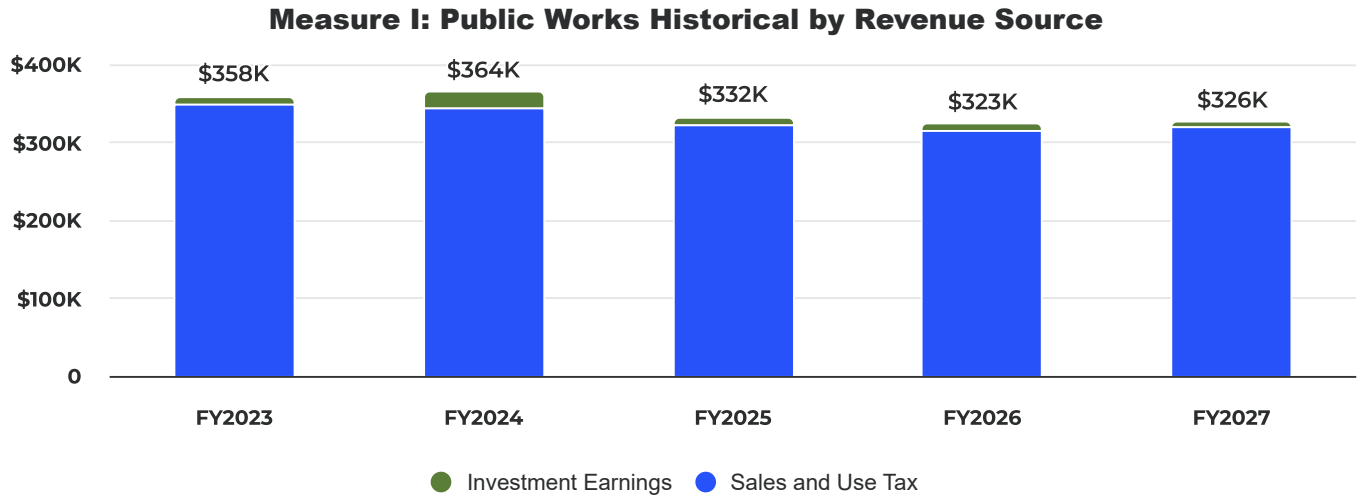

Measure I: Public Works by Revenue Source

Category	FY25/26 Actual	FY25/26 Budget	FY26/27 Budget	FY25/26 Budget vs. FY26/27 Budget (% Change)
Investment Earnings	$ 8,611	$ 8,900	$ 7,200	-19.1%
Sales and Use Tax	$ 314,768	$ 312,200	$ 318,900	2.1%
Total Revenues	**$ 323,379**	**$ 321,100**	**$ 326,100**	**1.6%**

FUNDING SOURCES

General Fund Revenues

The General Fund is the operating fund of the City and is used to support general government services that are not legally restricted to other funding sources. It finances the core functions, including police and fire services, public works, community development, code enforcement, administration, finance, human resources, and general government operations. The General Fund is supported by discretionary revenues, meaning the City Council has the authority to allocate these funds based on community needs and policy priorities. Major revenue sources include property taxes, sales taxes, public benefit fees, franchise fees, transient occupancy tax (TOT), and a variety of user fees charged for city services. These revenues are critical to maintaining the City's essential services and ensuring operational stability. For FY2026/27, the City is anticipating approximately $14.52M in General Fund revenues.

General Fund Revenues by Fund

Revenues reflect a notable one-time peak in FY2023/24, driven by a catch-up contribution associated with the initial implementation of Measure Y. Beginning in FY2024/25 and continuing into FY2026/27, revenues are projected to level off with minimal organic growth.

While stability may sound appealing, flat revenues present a structural challenge for a small city. Expenditures, particularly on personnel, materials, and contracted services, tend to rise annually, and recent inflationary pressures have only accelerated that trend. In practical terms, holding revenues steady while costs increase is less "steady as she goes" and more "quietly losing ground." Absent new revenue sources or adjustments, this dynamic places increasing strain on the General Fund and limits the City's ability to maintain service levels over time.

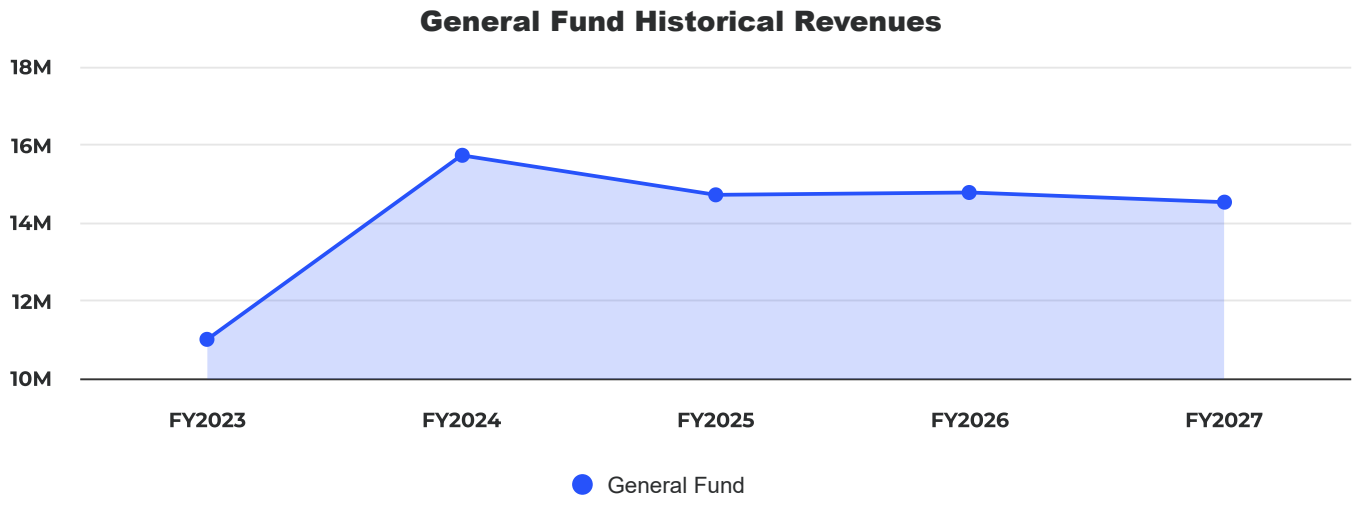

Sales and Use Tax

FY2026/27 represents the fourth full year of Measure Y revenues for the City, which has become the largest single revenue source supporting the General Fund. Prior to the implementation of Measure Y, General Fund revenues in FY2022/23 were notably lower, reflecting the absence of this voter-approved funding source. Since its adoption, Measure Y has provided critical ongoing revenue to stabilize the City's finances and support essential services. In FY2026/27, the City anticipates approximately $4.2M in Measure Y revenues.

The Bradley-Burns Local Sales and Use Tax is the second-largest revenue source for the General Fund, accounting for approximately 23% of total General Fund revenues in FY2026/27, with projected revenues of $3.4M. This revenue source remains an important indicator of local economic activity and continues to provide significant support for core City services.

In total, the City expects to receive approximately $7.56M in total General Fund Sales Tax, or 52.05% of total General Fund Revenues for FY2026/27.

Sales and Use Tax Revenues

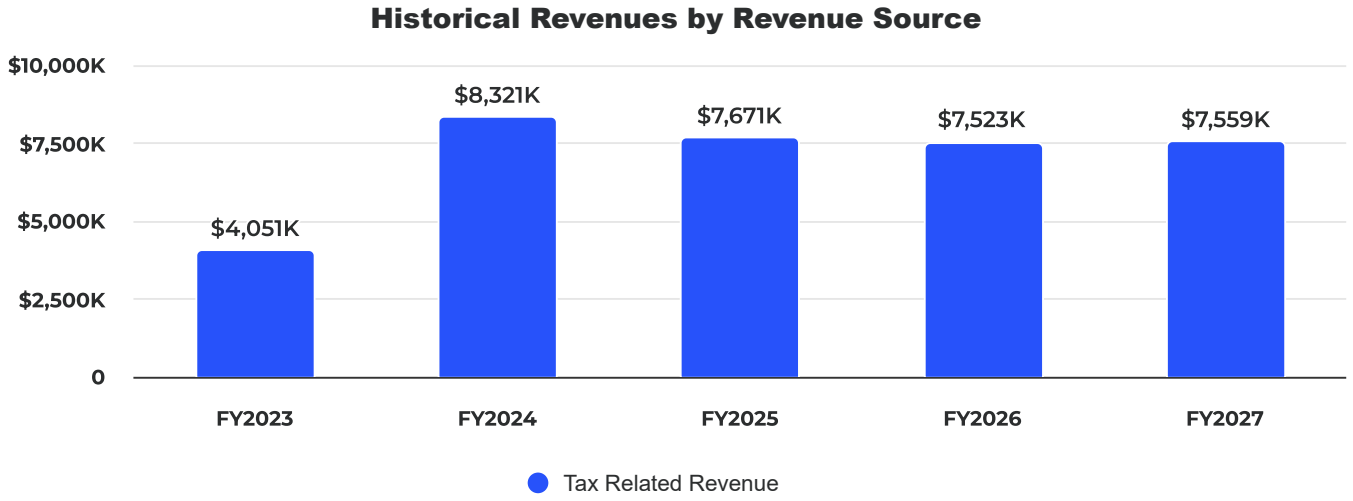

Sales and Use Tax Revenues

Category	FY25/26 Actual	FY25/26 Budget	FY26/27 Budget	FY25/26 Budget vs. FY26/27 Budget (% Change)
Tax Related Revenue	$ 7,522,574	$ 7,478,600	$ 7,559,200	1.1%
Sales and Use Tax	$ 3,257,974	$ 3,281,900	$ 3,358,000	2.3%
Transaction and Use Tax (Measure Y)	$ 4,264,600	$ 4,196,700	$ 4,201,200	0.1%
Total Revenues	**$ 7,522,574**	**$ 7,478,600**	**$ 7,559,200**	**1.1%**

Property Tax Revenues

After sales tax, property tax revenues are the second-largest source of operating revenues for the City, accounting for 11.47% of operating revenues of the General Fund. There are two sources of property-related tax revenue: Property Tax Assessed Value revenues: This is the largest share, or $1.15M in FY2026/27. These are collected by the Tuolumne County Tax Collector. Property Tax In Lieu of Vehicle License Fees: This accounts for $518.6K in FY2026/27. The VLF is a tax imposed by the state on the ownership of a registered vehicle in place of taxing vehicles. Cities receive additional property tax to replace VLF revenue that was cut when the state permanently reduced VLF in 2004.

Property Tax Revenues

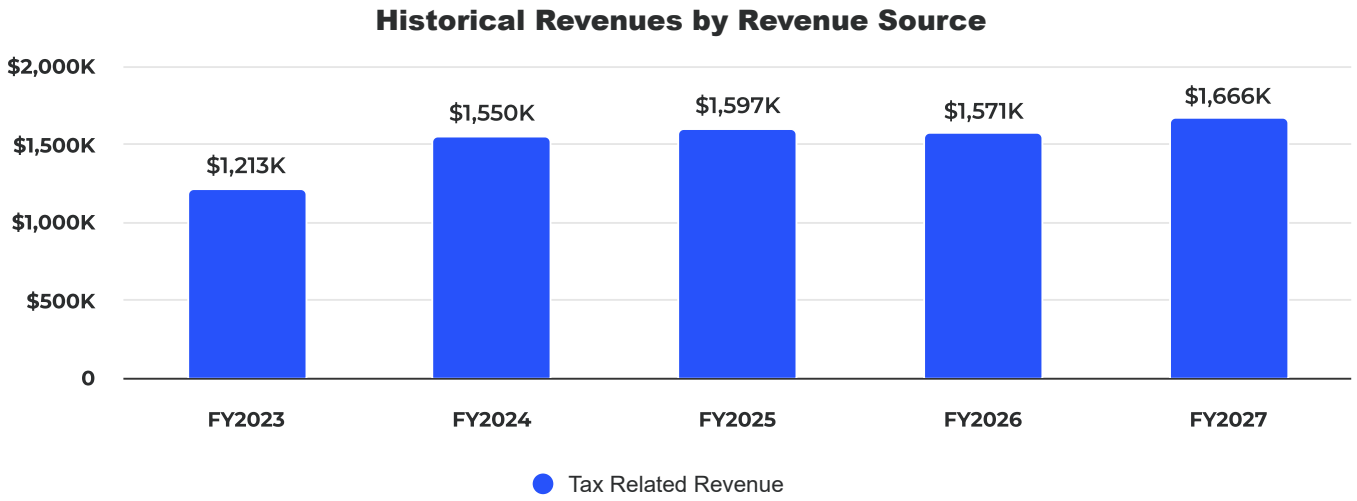

Property Tax Revenues

Category	FY25/26 Actual	FY25/26 Budget	FY26/27 Budget	FY25/26 Budget vs. FY26/27 Budget (% Change)
Tax Related Revenue	$ 1,571,285	$ 1,549,900	$ 1,665,600	7.5%
Property Tax Current Secured	$ 1,022,420	$ 1,001,300	$ 1,115,000	11.4%
Property Tax Current UnSecured	$ 64	$ 6,000	$ 4,000	-33.3%
Property Tax Prior Years	-	$ 500	$ 500	-
Property Tax Other	-	$ 500	$ 500	-
Supplemental Tax Roll	$ 8,180	$ 10,000	$ 8,000	-20.0%
Homeowners Exemption	$ 3,714	$ 4,000	$ 4,000	-
Property Tax In Lieu of VLF	$ 528,490	$ 512,600	$ 518,600	1.2%
Real Property Transfer Tax	$ 8,417	$ 15,000	$ 15,000	-
Total Revenues	**$ 1,571,285**	**$ 1,549,900**	**$ 1,665,600**	**7.5%**

Public Benefit Fee Revenues

The City's cannabis revenue program was established following voter approval of Proposition 64, the Control, Regulate, and Tax Adult Use of Marijuana Act (AUMA), which legalized the adult use and possession of cannabis for individuals aged 21 and older in California. In response, the Sonora City Council adopted Ordinance No. 848 on January 16, 2018, allowing for the operation of licensed commercial cannabis businesses within city limits. Under the current ordinance, the City permits up to three cannabis dispensaries, with two currently in operation. Businesses are subject to the City's Public Benefit Fee structure, which serves as a locally controlled revenue stream in lieu of a formal cannabis tax. These revenues support general government operations and are deposited into the City's General Fund.

For FY2026/27, cannabis-related revenues are projected to generate approximately $660K, accounting for roughly 4.54% of total General Fund revenue. This makes cannabis the third-largest source of General Fund revenue, trailing only sales tax and property tax.

As the market continues to evolve, the City will monitor this revenue stream closely and assess potential impacts on future budgets, while ensuring that regulatory compliance and public benefit remain central to the program's administration.

Public Benefit Fee Revenues

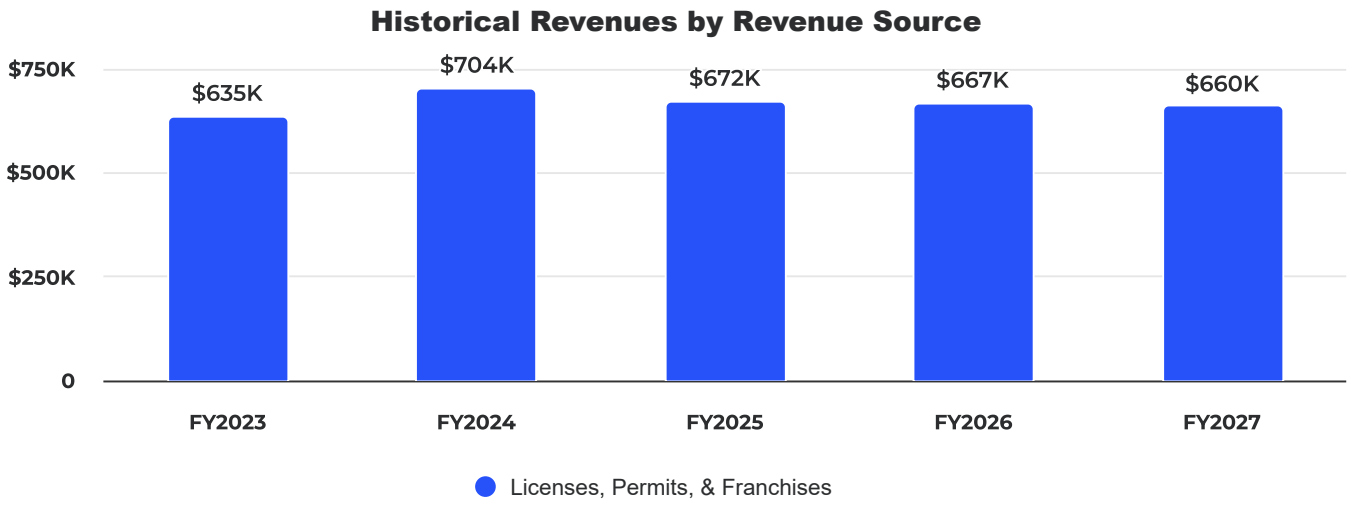

Public Benefit Fee Revenues

Category	FY25/26 Actual	FY25/26 Budget	FY26/27 Budget	FY25/26 Budget vs. FY26/27 Budget (% Change)
Licenses, Permits, & Franchises	$ 667,377	$ 660,000	$ 660,000	-
Cannabis Public Benefit Fees	$ 667,377	$ 660,000	$ 660,000	-
Total Revenues	**$ 667,377**	**$ 660,000**	**$ 660,000**	**-**

Transient Occupancy Tax

Transient Occupancy Tax (TOT) is the fourth-largest source of revenue in the City's General Fund and is generated from overnight stays at lodging businesses, including hotels, motels, and short-term rental properties within the City of Sonora. The tax rate is 12% of the rental price for any stay of 30 consecutive days or fewer, and lodging operators are required to remit TOT collections to the City on a monthly basis. For FY2026/27, TOT is projected to account for approximately 4.57% of General Fund revenues.

This revenue is critical to funding core public services such as police, fire, street maintenance, and general government operations, services that are not only used by residents but also by the thousands of visitors who come to Sonora each year. By requiring visitors to contribute to the cost of the services they use, TOT reduces the financial burden on local taxpayers and helps sustain the City's ability to deliver high-quality services.

Twenty-five percent (25%) of TOT revenue is also shared with Visit Tuolumne County, the official tourism bureau for the region, to support marketing and tourism development efforts that drive visitation and economic activity in Sonora and the surrounding area.

As a tourism-driven community, Sonora relies on TOT as a key funding mechanism that links economic development with fiscal sustainability. The City continues to monitor tourism trends and short-term rental activity to ensure compliance and to maximize the benefit of this important revenue stream.

Transient Occupancy Tax

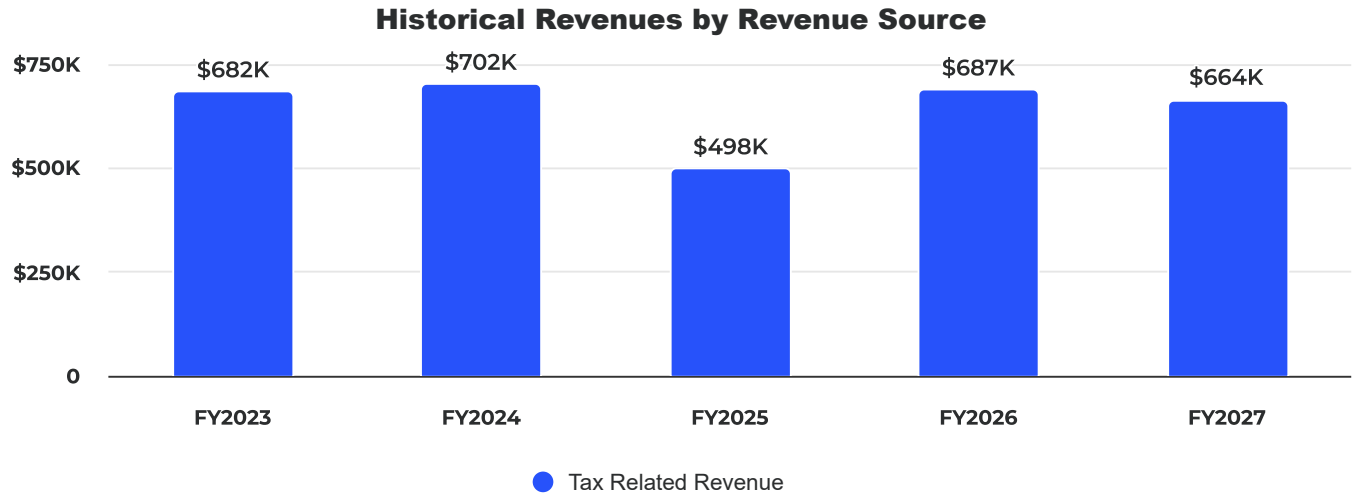

Transient Occupancy Tax

Category	FY25/26 Actual	FY25/26 Budget	FY26/27 Budget	FY25/26 Budget vs. FY26/27 Budget (% Change)
Tax Related Revenue	$ 687,431	$ 711,000	$ 664,000	-6.6%
Transient Occupancy Tax	$ 687,431	$ 711,000	$ 664,000	-6.6%
Total Revenues	**$ 687,431**	**$ 711,000**	**$ 664,000**	**-6.6%**

Business License Revenues

The City of Sonora requires all businesses located within or operating inside City limits to obtain a valid business license. The business license tax is calculated based on several factors, including the type of business, the zoning designation of the business location or area of operation, and the number of employees. Business license revenue represents an important regulatory function and contributes to the City's ability to manage local economic activity. While modest in scale, these revenues account for less than 1% of the City's annual General Fund operating revenue.

Each year, the City processes approximately 1,100 business license renewals, including the collection of associated payments and updates to business records. Maintaining an accurate and up-to-date business license registry also supports other City functions, including planning, public safety, and economic development.

The City periodically reviews its business license tax structure to ensure that it remains fair, equitable, and consistent with regional practices while continuing to recover the administrative costs associated with program management.

Business License Revenues

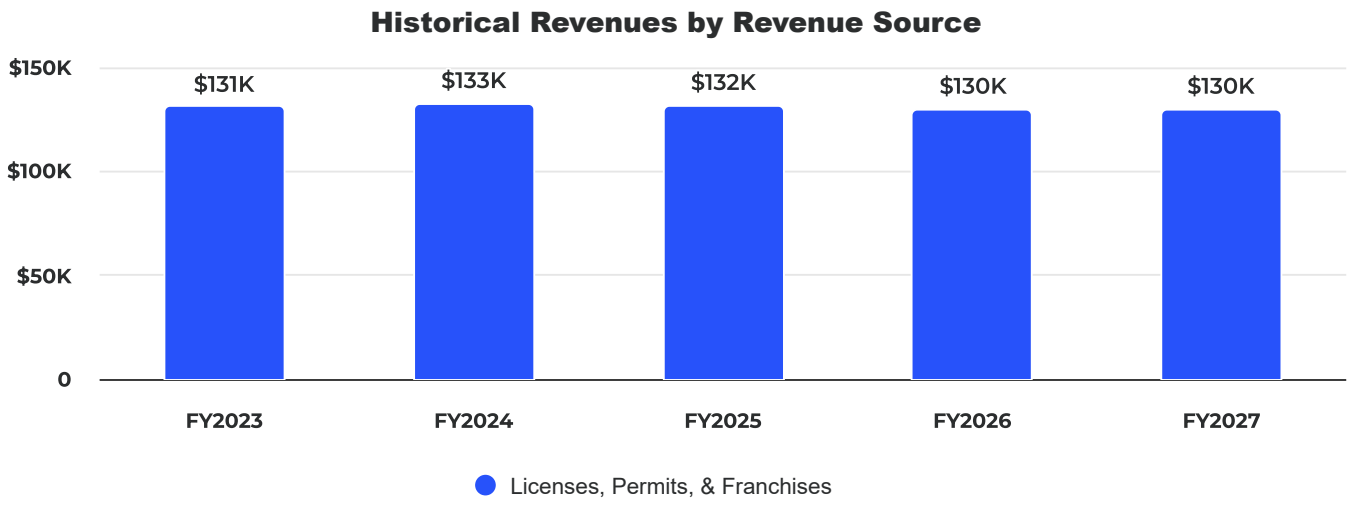

Business License Revenues

Category	FY25/26 Actual	FY25/26 Budget	FY26/27 Budget	FY25/26 Budget vs. FY26/27 Budget (% Change)
Licenses, Permits, & Franchises	$ 130,052	$ 130,000	$ 130,000	-
Business License	$ 130,052	$ 130,000	$ 130,000	-
Total Revenues	**$ 130,052**	**$ 130,000**	**$ 130,000**	**-**

Licenses, Permits and Franchises

Licenses, permits, and franchise revenues continue to serve as an important component of the City's overall revenue structure, reflecting both ongoing economic activity and contractual agreements with service providers within the City. These revenues are tied to development activity, business operations, and negotiated franchise agreements, and as such, they tend to be more predictable than economically sensitive revenues.

A notable development impacting this category is the City's transition to a new solid waste service provider. As part of the updated franchise agreement, the City secured a higher franchise fee, resulting in an increase in projected revenues. Importantly, the incremental revenue generated from this increased franchise fee is not intended to be absorbed into the General Fund for ongoing operations. Instead, these funds will be set aside in a newly established Solid Waste Fund. This approach provides greater transparency and flexibility, allowing the City Council to evaluate and direct the use of these resources in future budget cycles.

Licenses, Permits and Franchises

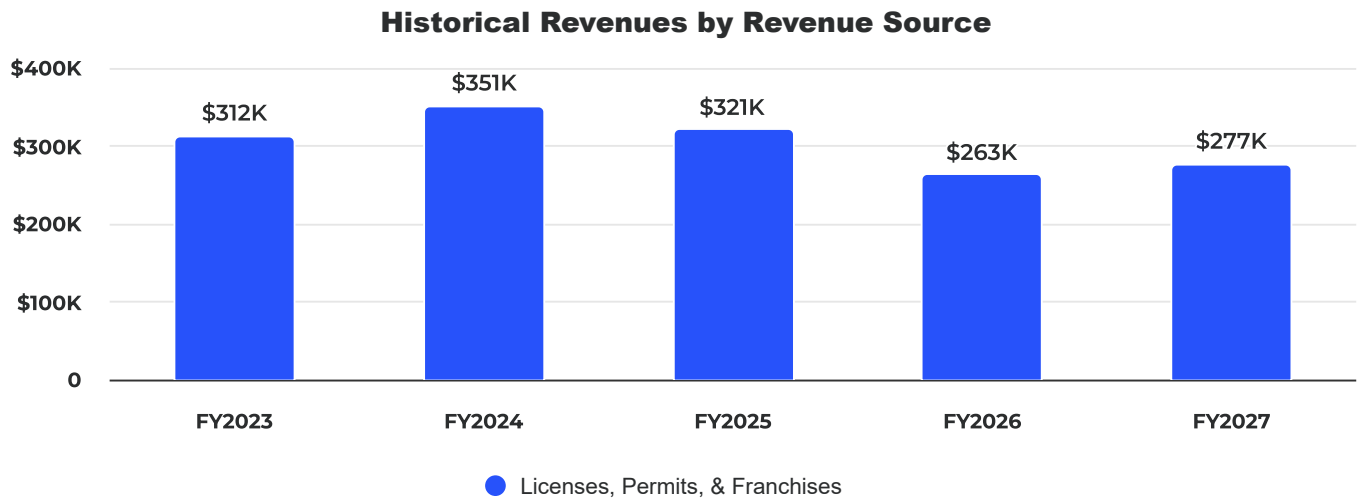

Licenses, Permits and Franchises

Category	FY25/26 Actual	FY25/26 Budget	FY26/27 Budget	FY25/26 Budget vs. FY26/27 Budget (% Change)
Licenses, Permits, & Franchises	$ 263,426	$ 287,100	$ 277,000	-3.5%
Building Permits	$ 70,497	$ 98,000	$ 88,000	-10.2%
Encroachment Permits	$ 15,055	$ 15,000	$ 12,000	-20.0%
Inspection Fees	$ 810	$ 1,000	$ 1,000	-
Zoning and Subdivision Fees	$ 7,555	$ 7,000	$ 8,000	14.3%
Parking Permits	$ 5,006	$ 1,100	$ 3,000	172.7%
Franchise Fees	$ 164,503	$ 165,000	$ 165,000	-
Total Revenues	**$ 263,426**	**$ 287,100**	**$ 277,000**	**-3.5%**

Charges for Services

Charges for Services represent revenue generated from user fees for a variety of regulatory and operational services provided by the City. These include fees for in-house plan checks, police and fire department services, street cleaning, debris removal, banner installation, and other service-based activities. These fees are intended to recover the reasonable cost of providing services to the user, rather than relying on the broader taxpayer base to subsidize these activities. For FY2026/27, the estimated revenue is approximately $170.9K.

Historically, many of the City's fees were based on outdated methodologies, resulting in a gap between the actual cost of service delivery and the amount charged. As a result, the General Fund has often absorbed the difference when fees did not fully recover costs. In response, and consistent with recommendations from the Organizational Review and Budget Stabilization Study, the City conducted a comprehensive fee study in FY2024/25.

However, as of FY2026/27, that fee study is now two years old, and costs associated with providing services have continued to increase due to inflation, staffing, and operational factors. As a result, many fees have once again fallen below full cost recovery and are in need of an update. To address this, the City should consider implementing an annual fee review and adjustment process to ensure fees remain aligned with the actual cost of service delivery. Establishing a regular update cycle will help maintain fiscal sustainability, reduce General Fund subsidies, and promote transparency and fairness in how services are funded.

Charges for Services

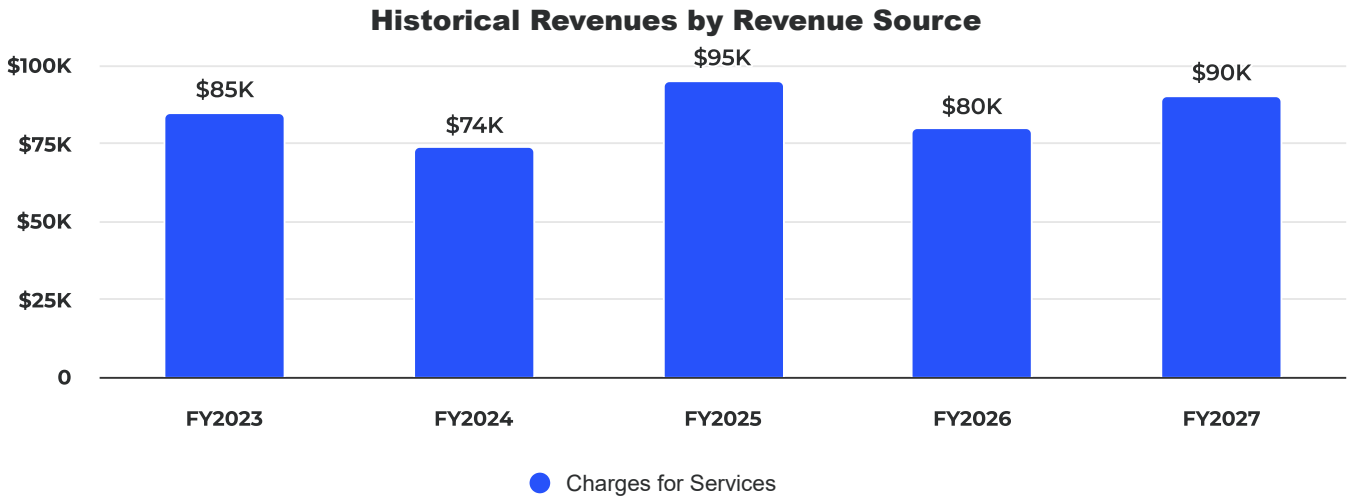

Charges for Services

Category	FY25/26 Actual	FY25/26 Budget	FY26/27 Budget	FY25/26 Budget vs. FY26/27 Budget (% Change)
Charges for Services	$ 79,587	$ 91,100	$ 90,100	-1.1%
Plan Checks	$ 7,352	$ 16,000	$ 13,000	-18.8%
Special Events	$ 688	$ 1,000	$ 1,000	-
Fingerprint Services	$ 2,897	$ 4,500	$ 4,000	-11.1%
Police Department Services	$ 22,940	$ 23,000	$ 23,000	-
Fire Department Services	$ 25,134	$ 27,000	$ 27,000	-
Street Cleaning State Highway	$ 9,276	$ 9,400	$ 10,000	6.4%
Banner Installation	$ 5,600	$ 4,000	$ 6,000	50.0%
Debris Pickup	$ 2,500	$ 3,200	$ 3,200	-
Cemetery Receipts	$ 3,200	$ 3,000	$ 2,900	-3.3%
Total Revenues	**$ 79,587**	**$ 91,100**	**$ 90,100**	**-1.1%**

Use of Money and Property

Use of Money and Property primarily reflects interest earnings generated from the investment of City funds. In FY2024/25, the City updated its investment policies to better align with best practices and industry standards, resulting in improved investment performance and increased interest revenue.

For FY2026/27, revenues in this category are projected to decrease slightly compared to the prior year. This is primarily due to the use of available cash balances to fund significant capital projects, including the City's parking lot project, which reduces the amount of funds available for investment. In addition, interest rate projections indicate a modest decline from the higher rates experienced in the prior year. Despite these factors, the City will continue to actively manage its investment portfolio to maximize returns while maintaining safety and liquidity in accordance with its adopted investment policy.

Use of Money and Property

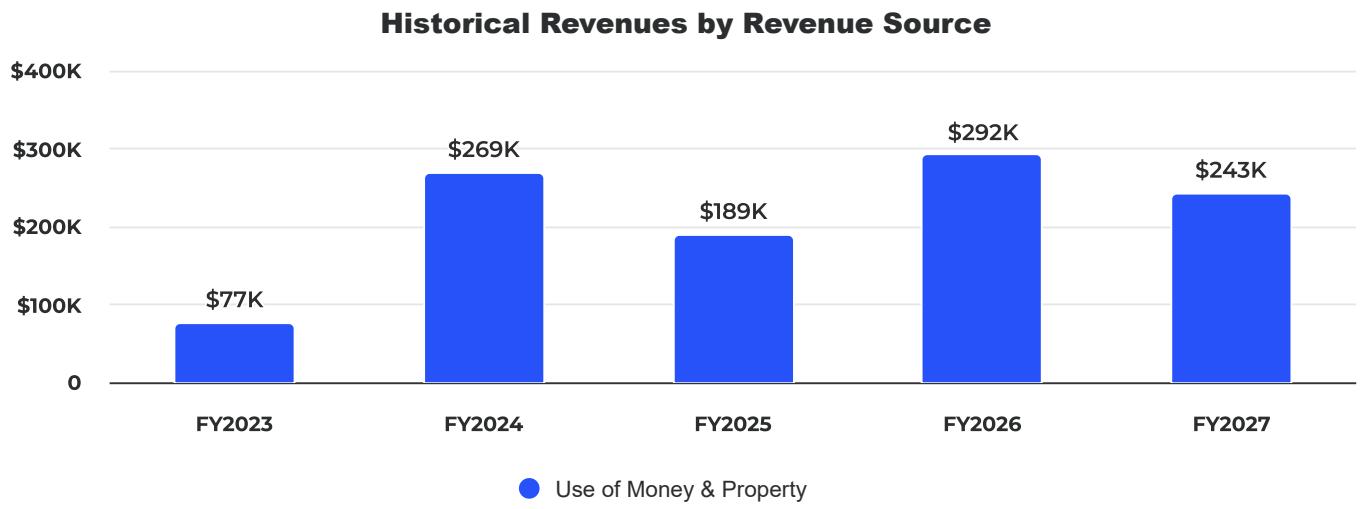

Revenues by Revenue Source

Category	FY25/26 Actual	FY25/26 Budget	FY26/27 Budget	FY25/26 Budget vs. FY26/27 Budget (% Change)
Use of Money & Property	$ 291,741	$ 276,700	$ 243,000	-12.2%
Investment Earnings	$ 256,463	$ 275,700	$ 242,000	-12.2%
Sale of Property	$ 35,278	$ 1,000	$ 1,000	-
Total Revenues	**$ 291,741**	**$ 276,700**	**$ 243,000**	**-12.2%**

Sales Tax Measure I

The Measure I fund was established as a result of a 2004 voter-approved ½% sales tax within the City limits. With approval of the ballot measure, the sales tax increase took effect January 1, 2005. The purpose of the initiative was to improve city services for residents, businesses, and visitors to the City of Sonora. A large majority of Measure I revenues collected are fully expended on ongoing fixed costs to maintain the levels of service in the Police Department, Fire Department, and Public Works Department.

Measure I: Police Department

The Police Department receives sixty percent (60%) of Measure I revenue for the support of the Sonora Police Department for personnel, updating safety equipment and supplies, providing educational funding, replacing expired vehicles, and expanding facilities.

Measure I: Fire Department

The Fire Department receives twenty-five percent (25%) of the Measure I revenue for the support of the Sonora Fire Department for personnel, updating equipment and supplies, and providing educational funding.

Measure I: Public Works

The Public Works Department receives fifteen percent (15%) of the Measure I generated revenue for the purpose of personnel, equipment and facility enhancements and infrastructure improvements.

Sales Tax Measure I

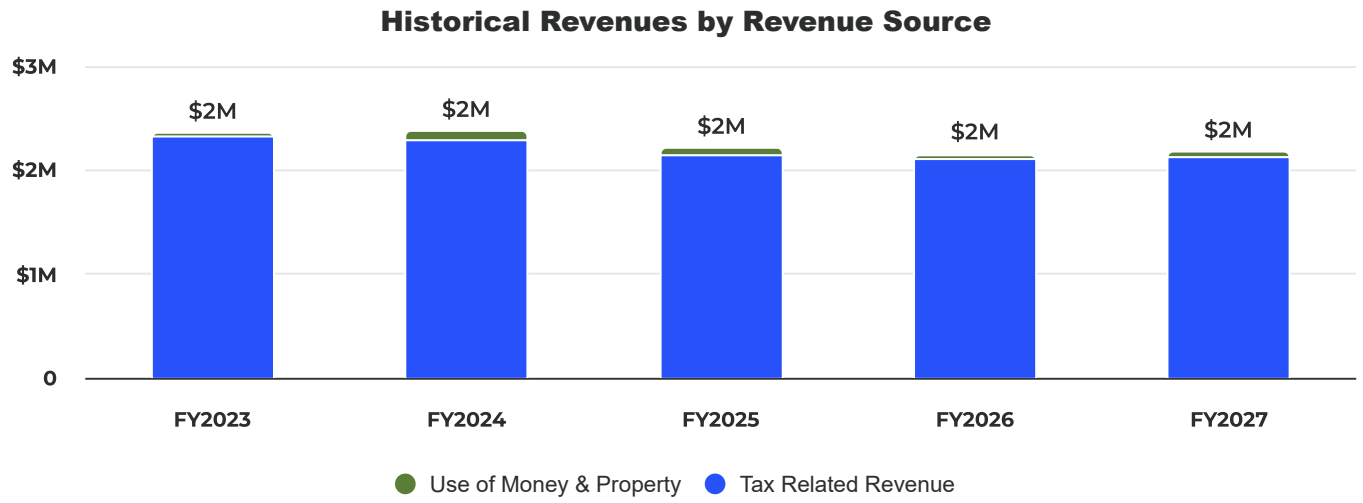

Sales Tax Measure I

Category	FY25/26 Actual	FY25/26 Budget	FY26/27 Budget	FY25/26 Budget vs. FY26/27 Budget (% Change)
Tax Related Revenue	$ 2,098,451	$ 2,081,600	$ 2,125,800	2.1%
Use of Money & Property	$ 50,096	$ 49,800	$ 47,000	-5.6%
Total Revenues	**$ 2,148,547**	**$ 2,131,400**	**$ 2,172,800**	**1.9%**

Gas Tax Revenues

Gas tax revenues are derived from statewide per-gallon excise taxes on gasoline and diesel fuel, including both the traditional Highway User Tax Account (HUTA) and the Road Maintenance and Rehabilitation Account established under SB1. These funds are constitutionally and statutorily restricted for transportation-related purposes, primarily supporting the maintenance and rehabilitation of the City's street network.

At present, the City receives less than $315,000 annually from these sources. While this funding remains a critical component of the City's pavement management program, it falls significantly short of actual need. The cost to maintain and rehabilitate roadway infrastructure has risen substantially in recent years, with the cost of maintaining a single mile of roadway now exceeding $1 million. This disparity highlights a growing structural gap between available funding and the resources required to preserve the City's transportation assets.

Looking ahead, this gap is expected to widen. As vehicle fuel efficiency improves and the State continues its transition toward electric vehicles to meet climate goals, consumption of gasoline and diesel fuel is declining. Because gas tax revenues are directly tied to fuel usage, this trend results in reduced funding over time.

Gas Tax Revenues

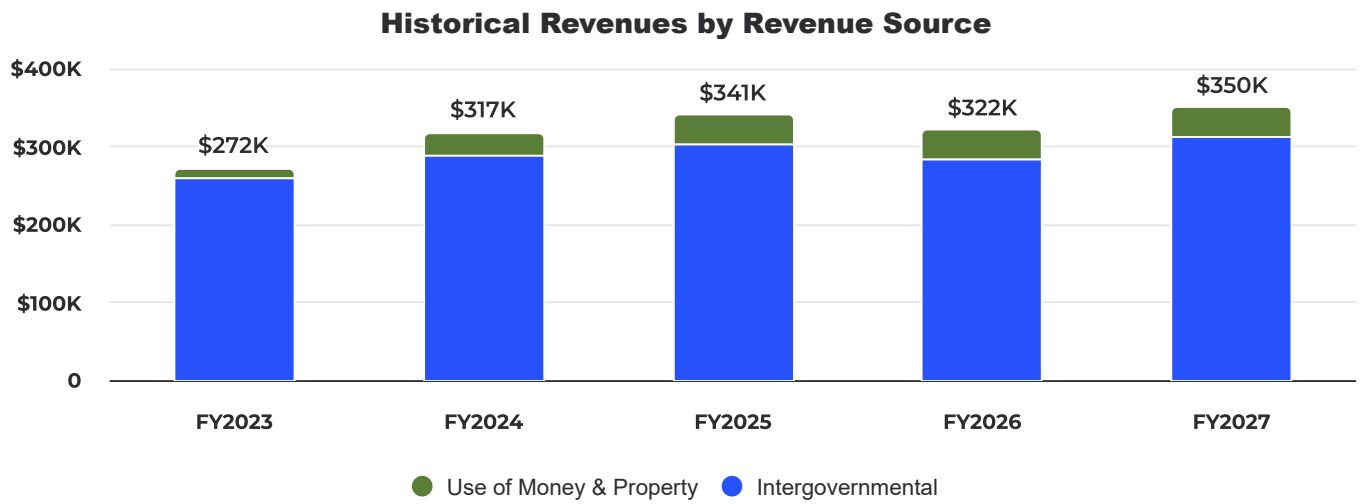

Gas Tax Revenues

Category	FY25/26 Actual	FY25/26 Budget	FY26/27 Budget	FY25/26 Budget vs. FY26/27 Budget (% Change)
Intergovernmental	$ 283,606	$ 298,600	$ 311,800	4.4%
Use of Money & Property	$ 37,936	$ 23,750	$ 37,700	58.7%
Total Revenues	**$ 321,542**	**$ 322,350**	**$ 349,500**	**8.4%**

Highway User Tax

Revenues from the gas tax deposited into the Highway Users Tax Account (HUTA) in the Transportation Tax Fund are apportioned to cities and counties. These apportionments are provided in the California Streets and Highways Code sections 2100 through 2127.

For FY2026/27, the estimated revenue is approximately $179.6K.

Highway User Tax Revenues

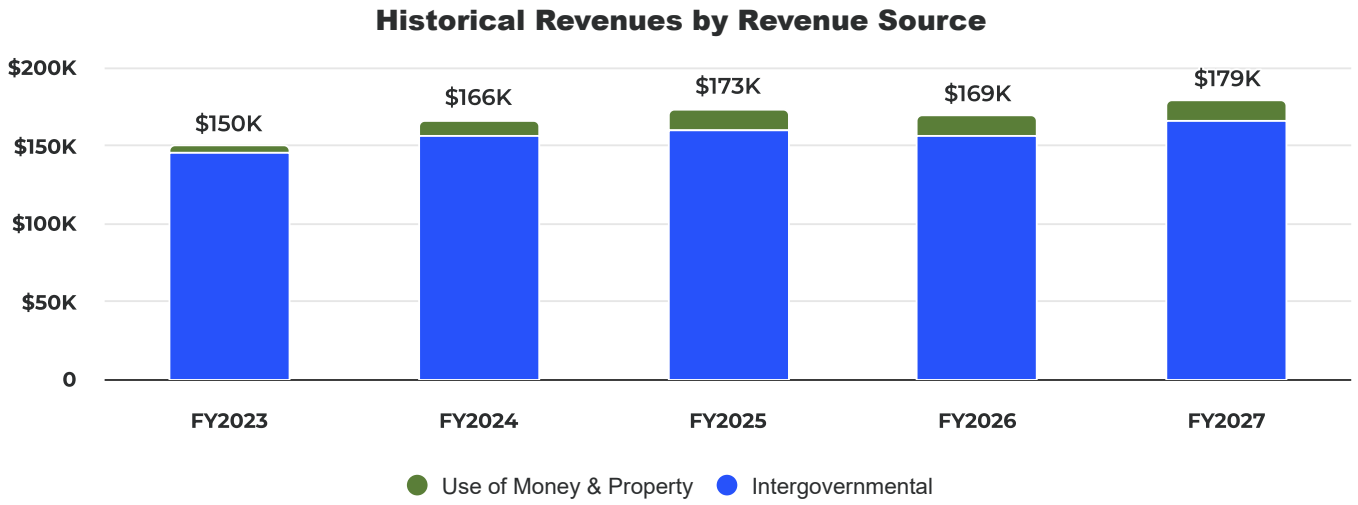

Highway User Tax Revenues

Category	FY25/26 Actual	FY25/26 Budget	FY26/27 Budget	FY25/26 Budget vs. FY26/27 Budget (% Change)
Intergovernmental	$ 156,580	$ 162,600	$ 165,900	2.0%
Use of Money & Property	$ 12,592	$ 8,750	$ 12,700	45.1%
Total Revenues	**$ 169,172**	**$ 171,350**	**$ 178,600**	**4.2%**

Road Maintenance and Rehabilitation (SB1)

In April 2017, the California Legislature and the Governor approved Senate Bill 1 (SB 1), known as the Road Repair and Accountability Act of 2017, a landmark transportation funding package focused on improving the local and state roadway systems. SB 1 established fuel taxes and vehicle fees which will generate new funding for roadways.

For FY2026/27, the estimated revenue is approximately $170.9K.

The Road Maintenance and Rehabilitation Account (RMRA), established through the Road Repair and Accountability Act of 2017 (SB 1), provides an important source of dedicated funding for local street maintenance and infrastructure improvements. Unlike traditional gas tax revenues, RMRA funds are structured to grow more aggressively over time through annual adjustments tied to the Consumer Price Index (CPI). This indexing mechanism helps preserve purchasing power as construction and maintenance costs rise.
Despite this inflation-based growth structure, the long-term sustainability of RMRA funding remains at risk as California moves toward a zero-emission vehicle future. Like the Highway Users Tax Account (HUTA), RMRA revenues are primarily derived from per-gallon excise taxes on gasoline and diesel fuels. As internal combustion engine vehicles are gradually replaced by electric vehicles, which do not generate gas tax revenue, the pool of available funds for transportation infrastructure will shrink.

Road Maintenance and Rehabilitation Revenues

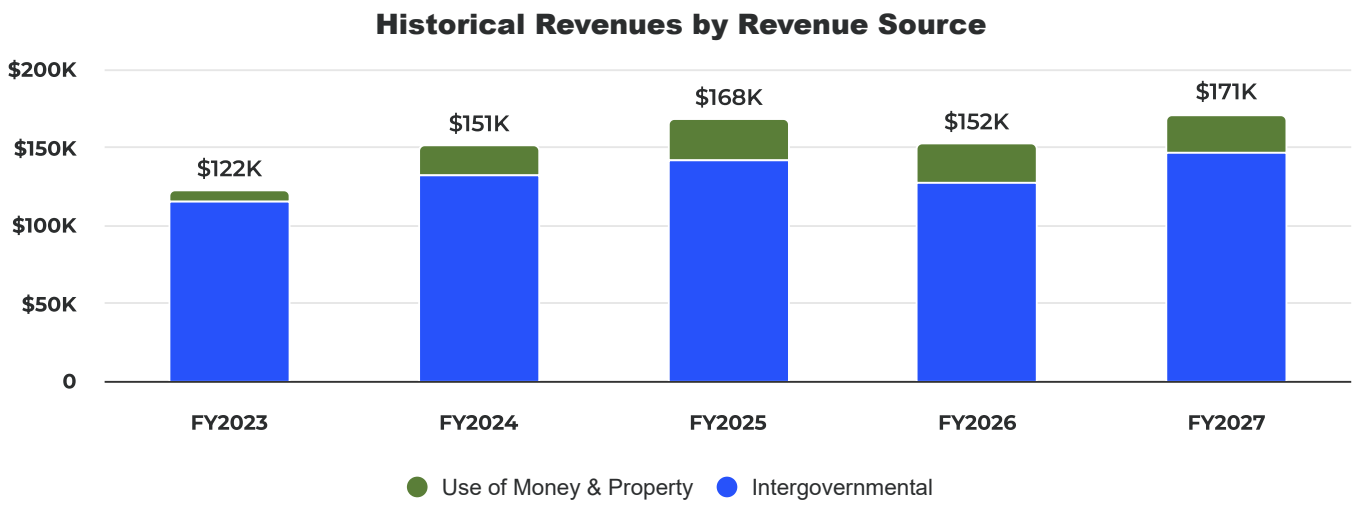

Road Maintenance and Rehabilitation Revenues

Category	FY25/26 Actual	FY25/26 Budget	FY26/27 Budget	FY25/26 Budget vs. FY26/27 Budget (% Change)
Intergovernmental	$ 127,026	$ 136,000	$ 145,900	7.3%
Use of Money & Property	$ 25,344	$ 15,000	$ 25,000	66.7%
Total Revenues	**$ 152,370**	**$ 151,000**	**$ 170,900**	**13.2%**

Debt Overview Summary

The City of Sonora currently has no outstanding debt obligations for budgetary purposes. The City does not carry any bonded indebtedness, loans, certificates of participation, or other long-term financing instruments that would require annual debt service payments within the operating budget. This absence of debt service obligations allows the City to dedicate a greater portion of its available resources toward core services, capital improvements, and the maintenance of adequate reserve levels.

Maintaining a debt-free position reflects the City's long-standing commitment to conservative and prudent financial management. By relying primarily on pay-as-you-go financing, the City has minimized exposure to interest costs and avoided long-term repayment obligations that can constrain future budgets. This approach has provided greater financial flexibility, allowing the City to respond more effectively to changing economic conditions, operational needs, and unforeseen circumstances.

In addition to preserving flexibility, the absence of outstanding debt also positions the City favorably from a financial planning perspective. Without existing debt commitments, the City retains the capacity to consider financing options in the future should significant capital needs arise. This provides an important strategic advantage, as it allows the City to evaluate potential projects without the burden of existing obligations competing for limited resources.

Looking ahead, the City recognizes that certain large-scale capital investments may exceed the capacity of pay-as-you-go funding alone. In particular, the potential development of a new City police department facility represents a significant long-term infrastructure need. While the City will continue to prioritize the use of reserves, grants, and other funding sources, it may become necessary to consider partial debt financing to deliver such a project in a timely and effective manner. Any future consideration of debt would be carefully evaluated to ensure alignment with the City's financial policies, long-term affordability, and service priorities.

It is also important to distinguish between formal debt and other long-term financial obligations reported by the City. The City's audited financial statements include liabilities such as pension obligations, other post-employment benefits (OPEB), and compensated absences. While these are important long-term commitments, they do not represent debt in the traditional sense, as they are not the result of borrowing and do not require scheduled debt service payments. Instead, these obligations are managed through ongoing budget appropriations and long-term financial planning strategies.

Overall, the City's debt-free position reflects a long-standing commitment to prudent financial management and provides significant financial flexibility. While future capital projects may warrant consideration of financing options, the City's current lack of outstanding debt allows it to evaluate those opportunities from a position of strength while continuing to maintain essential services, invest in infrastructure, and preserve long-term fiscal sustainability.

Glossary

Abatement: A reduction or elimination of a real or personal property tax, motor vehicle excise, a fee, charge, or special assessment imposed by a governmental unit. Granted only on application of the person seeking the abatement and only by the committing governmental unit.

Accounting System: The total structure of records and procedures that identify record, classify, and report information on the financial position and operations of a governmental unit or any of its funds, account groups, and organizational components.

Accrued Interest: The amount of interest that has accumulated on the debt since the date of the last interest payment, and on the sale of a bond, the amount accrued up to but not including the date of delivery (settlement date). (See Interest)

ACFR: Annual Comprehensive Financial Report - A detailed report of an organization's financial activities and performance over the fiscal year.

Amortization: The gradual repayment of an obligation over time and in accordance with a predetermined payment schedule.

Appropriation: A legal authorization from the community's legislative body to expend money and incur obligations for specific public purposes. An appropriation is usually limited in amount and as to the time period within which it may be expended.

Assessed Valuation: A value assigned to real estate or other property by a government as the basis for levying taxes.

Assets: Items owned by an organization that have economic value, such as cash, investments, property, and equipment.

Audit: An examination of a community's financial systems, procedures, and data by a certified public accountant (independent auditor), and a report on the fairness of financial statements and on local compliance with statutes and regulations. The audit serves as a valuable management tool in evaluating the fiscal performance of a community.

Audit Report: Prepared by an independent auditor, an audit report includes: (a) a statement of the scope of the audit; (b) explanatory comments as to application of auditing procedures; (c) findings and opinions. It is almost always accompanied by a management letter which contains supplementary comments and recommendations.

Available Funds: Balances in the various fund types that represent non-recurring revenue sources. As a matter of sound practice, they are frequently appropriated to meet unforeseen expenses, for capital expenditures or other one-time costs.

Balance Sheet: A statement that discloses the assets, liabilities, reserves and equities of a fund or governmental unit at a specified date.

Bond: A means to raise money through the issuance of debt. A bond issuer/borrower promises in writing to repay a specified sum of money, alternately referred to as face value, par value or bond principal, to the buyer of the bond on a specified future date (maturity date), together with periodic interest at a specified rate. The term of a bond is always greater than one year. (See Note)

Bond Rating (Municipal): A credit rating assigned to a municipality to help investors assess the future ability, legal obligation, and willingness of the municipality (bond issuer) to make timely debt service payments. Stated otherwise, a rating helps prospective investors determine the level of risk associated with a given fixed-income investment. Rating agencies, such as Moody's and Standard and Poors, use rating systems, which designate a letter or a combination of letters and numerals where AAA is the highest rating and C1 is a very low rating.

Budget: A plan for allocating resources to support particular services, purposes and functions over a specified period of time. (See Performance Budget, Program Budget)

Capital Assets: All real and tangible property used in the operation of government, which is not easily converted into cash, and has an initial useful life extending beyond a single financial reporting period. Capital assets include land and land improvements; infrastructure such as roads, bridges, water and sewer lines; easements; buildings and building improvements; vehicles, machinery and equipment. Communities typically define capital assets in terms of a minimum useful life and a minimum initial cost. (See Fixed Assets)

Capital Budget: An appropriation or spending plan that uses borrowing or direct outlay for capital or fixed asset improvements. Among other information, a capital budget should identify the method of financing each recommended expenditure, i.e., tax levy or rates, and identify those items that were not recommended. (See Capital Assets, Fixed Assets)

Cash: Currency, coin, checks, postal and express money orders and bankers' drafts on hand or on deposit with an official or agent designated as custodian of cash and bank deposits.

Cash Flow: The movement of money into or out of an organization, showing its liquidity and ability to meet financial obligations.

Cash Management: The process of monitoring the ebb and flow of money in and out of municipal accounts to ensure cash availability to pay bills and to facilitate decisions on the need for short-term borrowing and investment of idle cash.

Certificate of Deposit (CD): A bank deposit evidenced by a negotiable or non-negotiable instrument, which provides on its face that the amount of such deposit plus a specified interest payable to a bearer or to any specified person on a certain specified date, at the expiration of a certain specified time, or upon notice in writing.

Collective Bargaining: The process of negotiating workers' wages, hours, benefits, working conditions, etc., between an employer and some or all of its employees, who are represented by a recognized labor union, regarding wages, hours and working conditions.

Compliance: Adherence to relevant laws, regulations, and internal policies governing financial reporting and operations.

Consumer Price Index: The statistical measure of changes, if any, in the overall price level of consumer goods and services. The index is often called the "cost-of-living index."

Cost-Benefit Analysis: A decision-making tool that allows a comparison of options based on the level of benefit derived and the cost to achieve the benefit from different alternatives.

Debt Burden: The amount of debt carried by an issuer usually expressed as a measure of value (i.e., debt as a percentage of assessed value, debt per capita, etc.). Sometimes debt burden refers to debt service costs as a percentage of the total annual budget.

Debt Service: The repayment cost, usually stated in annual terms and based on an amortization schedule, of the principal and interest on any particular bond issue.

Encumbrance: A reservation of funds to cover obligations arising from purchase orders, contracts, or salary commitments that are chargeable to, but not yet paid from, a specific appropriation account.

Enterprise Funds: An enterprise fund is a separate accounting and financial reporting mechanism for municipal services for which a fee is charged in exchange for goods or services. It allows a community to demonstrate to the public the portion of total costs of a service that is recovered through user charges and the portion that is subsidized by the tax levy, if any. With an enterprise fund, all costs of service delivery — direct, indirect, and capital costs — are identified. This allows the community to recover total service costs through user fees if it chooses. Enterprise accounting also enables communities to reserve the "surplus" or net assets unrestricted generated by the operation of the enterprise rather than closing it out to the general fund at year-end. Services that may be treated as enterprises include, but are not limited to, water, sewer, hospital, and airport services.

Equity: The residual interest in the assets of an organization after deducting liabilities, representing the owners' stake in the business.

Estimated Receipts: A term that typically refers to anticipated local revenues often based on the previous year's receipts and represent funding sources necessary to support a community's annual budget. (See Local Receipts)

Exemptions: A discharge, established by statute, from the obligation to pay all or a portion of a property tax. The exemption is available to particular categories of property or persons upon the timely submission and approval of an application to the assessors. Properties exempt from taxation include hospitals, schools, houses of worship, and cultural institutions. Persons who may qualify for exemptions include disabled veterans, blind individuals, surviving spouses, and seniors.

Expenditure: An outlay of money made by municipalities to provide the programs and services within their approved budget.

Fiduciary Funds: Repository of money held by a municipality in a trustee capacity or as an agent for individuals, private organizations, other governmental units, and other funds. These include pension (and other employee benefit) trust funds, investment trust funds, private- purpose trust funds, and agency funds.

Financial Statements: Reports summarizing an organization's financial activities and position, including the balance sheet, income statement, and cash flow statement.

Fiscal Year: The 12-month period for which an organization plans the use of its funds, typically not the same as the calendar year.

Fixed Assets: Long-lived, assets such as buildings, equipment and land obtained or controlled as a result of past transactions or circumstances.

Fixed Costs: Costs that are legally or contractually mandated such as retirement, FICA/Social Security, insurance, debt service costs or interest on loans.

Float: The difference between the bank balance for a local government’s account and its book balance at the end of the day. The primary factor creating float is clearing time on checks and deposits. Delays in receiving deposit and withdrawal information also influence float.

Full Faith and Credit: A pledge of the general taxing powers for the payment of governmental obligations. Bonds carrying such pledges are usually referred to as general obligation or full faith and credit bonds.

Fund: An accounting entity with a self-balancing set of accounts that are segregated for the purpose of carrying on identified activities or attaining certain objectives in accordance with specific regulations, restrictions, or limitations.

Fund Accounting: Organizing financial records into multiple, segregated locations for money. A fund is a distinct entity within the municipal government in which financial resources and activity (assets, liabilities, fund balances, revenues, and expenditures) are accounted for independently in accordance with specific regulations, restrictions or limitations. Examples of funds include the general fund and enterprise funds. Communities whose accounting records are organized according to the Uniform Municipal Accounting System (UMAS) use multiple funds.

GAAP: Generally Accepted Accounting Principles - Standard accounting principles, standards, and procedures that companies use to compile their financial statements.

GASB 34: A major pronouncement of the Governmental Accounting Standards Board that establishes new criteria on the form and content of governmental financial statements. GASB 34 requires a report on overall financial health, not just on individual funds. It requires more complete information on the cost of delivering value estimates on public infrastructure assets, such as bridges, road, sewers, etc. It also requires the presentation of a narrative statement the government's financial performance, trends and prospects for the future.

GASB 45: This is another Governmental Accounting Standards Board major pronouncement that each public entity account for and report other post employment benefits in its accounting statements. Through actuarial analysis, municipalities must identify the true costs of the OPEB earned by employees over their estimated years of actual service.

General Fund: The fund used to account for most financial resources and activities governed by the normal appropriation process.

General Obligation Bonds: Bonds issued by a municipality for purposes allowed by statute that are backed by the full faith and credit of its taxing authority.

Governing Body: A board, committee, commission, or other executive or policy making body of a municipality or school district.

Indirect Cost: Costs of a service not reflected in the operating budget of the entity providing the service. An example of an indirect cost of providing water service would be the value of time spent by non-water department employees processing water bills. A determination of these costs is necessary to analyze the total cost of service delivery. The matter of indirect costs arises most often in the context of enterprise funds.

Internal Controls: Policies and procedures implemented by an organization to ensure the reliability of financial reporting and compliance with laws and regulations, aiming to prevent fraud and errors.

Interest: Compensation paid or to be paid for the use of money, including amounts payable at periodic intervals or discounted at the time a loan is made. In the case of municipal bonds, interest payments accrue on a day-to-day basis, but are paid every six months.

Interest Rate: The interest payable, expressed as a percentage of the principal available for use during a specified period of time. It is always expressed in annual terms.

Investments: Securities and real estate held for the production of income in the form of interest, dividends, rentals or lease payments. The term does not include fixed assets used in governmental operations.

Liabilities: Debts or obligations owed by an organization, including loans, accounts payable, and accrued expenses.

Line Item Budget: A budget that separates spending into categories, or greater detail, such as supplies, equipment, maintenance, or salaries, as opposed to a program budget.

Maturity Date: The date that the principal of a bond becomes due and payable in full.

Municipal(s): (As used in the bond trade) "Municipal" refers to any state or subordinate governmental unit. "Municipals" (i.e., municipal bonds) include not only the bonds of all political subdivisions, such as cities, towns, school districts, special districts, counties but also bonds of the state and agencies of the state.

Net Income: The difference between an organization's revenues and expenses, representing its profit or loss for a specific period.

Note: A short-term loan, typically with a maturity date of a year or less.

Objects of Expenditures: A classification of expenditures that is used for coding any department disbursement, such as “personal services,” “expenses,” or “capital outlay.”

Operating Budget: A plan of proposed expenditures for personnel, supplies, and other expenses for the coming fiscal year.

Performance Budget: A budget that stresses output both in terms of economy and efficiency.

Principal: The face amount of a bond, exclusive of accrued interest.

Program: A combination of activities to accomplish an end.

Program Budget: A budget that relates expenditures to the programs they fund. The emphasis of a program budget is on output.

Proprietary Funds: Funds used to record the financial transactions of governmental entities when they engage in activities that are intended to recover the cost of providing goods or services to the general public on a user-fee basis.

Purchased Services: The cost of services that are provided by a vendor.

Reserve Fund: An amount set aside annually within the budget of a town to provide a funding source for extraordinary or unforeseen expenditures.

Revaluation: The assessors of each community are responsible for developing a reasonable and realistic program to achieve the fair cash valuation of property in accordance with constitutional and statutory requirements. The nature and extent of that program will depend on the assessors' analysis and consideration of many factors, including, but not limited to, the status of the existing valuation system, the results of an in-depth sales ratio study, and the accuracy of existing property record information.

Revenues: Inflows of resources or other enhancements of assets of an organization, usually from sales of goods or services.

Revenue Bond: A bond payable from and secured solely by specific revenues and thereby not a full faith and credit obligation.

Revolving Fund: Allows a community to raise revenues from a specific service and use those revenues without appropriation to support the service.

Sale of Real Estate Fund: A fund established to account for the proceeds of the sale of municipal real estate other than proceeds acquired through tax title foreclosure.

Stabilization Fund: A fund designed to accumulate amounts for capital and other future spending purposes, although it may be appropriated for any lawful purpose.

Surplus Revenue: The amount by which cash, accounts receivable, and other assets exceed liabilities and reserves.

Tax Rate: The amount of property tax stated in terms of a unit of the municipal tax base; for example, $14.80 per $1,000 of assessed valuation of taxable real and personal property.

Trust Fund: In general, a fund for money donated or transferred to a municipality with specific instructions on its use. As custodian of trust funds, the treasurer invests and expends such funds as stipulated by trust agreements, as directed by the commissioners of trust funds or by the community's legislative body. Both principal and interest may be used if the trust is established as an expendable trust. For non-expendable trust funds, only interest (not principal) may be expended as directed.

Uncollected Funds: Recently deposited checks included in an account's balance but drawn on other banks and not yet credited by the Federal Reserve Bank or local clearinghouse to the bank cashing the checks. (These funds may not be loaned or used as part of the bank's reserves, and they are not available for disbursement.)

Undesignated Fund Balance: Monies in the various government funds as of the end of the fiscal year that are neither encumbered nor reserved, and are therefore available for expenditure once certified as part of free cash.

Unreserved Fund Balance (Surplus Revenue Account): The amount by which cash, accounts receivable, and other assets exceed liabilities and restricted reserves. It is akin to a "stockholders' equity" account on a corporate balance sheet. It is not, however, available for appropriation in full because a portion of the assets listed as "accounts receivable" may be taxes receivable and uncollected. (See Free Cash)

FY26/27 Capital Improvement Projects

For FY2026/27, there are several projects recommended as part of the supplemental requests. The sources of funds for the listed projects are:

- **General Fund:**
  - PD Safety/Enforcement Modifications: $25,000
  - Vegetation/Fuel Reduction: $90,000
  - ADA Transition Plan and Self Evaluation: $200,000
  - Annual Storm Drain Inspections: $12,500
  - 94 Snell Street Retaining Wall Replacement: $158,000
  - Citywide Road Reconstruction: $400,000
  - Citywide Road Preservation: $225,175
  - Slope Stabilization Church Street (Continues from FY25/26): $140,900
  - Downtown Sidewalks ATP Grant (Local Match): $35,000
  - Sonora Moves ATP Grant (Local Match): $35,000
- **Gas Tax-SB1:**
  - Snell Street Reconstruction and Drainage (Bonanza St. to City Limits): $26,500
- **Grant Funded:**
  - Tuolumne Heritage Trail: $50,000
- **Total Capital Improvement Projects: $1,498,075**

Supplemental Requests Selected		Recommended	Not Recommended	Council Priority
Administration - General Plan Reserve	x	$150,000		#40, 42, 43, 46
Administration - Labor - Annual Contribution to Labor Reserve	x	$150,000		#51
Administration - Capital Improvement Plan Reserve	x	$250,000		#26, 52
Administration - Fleet Replacement Fund ($100,000 Fire Engine Replacement)	x	$200,000		#30, 35
Administration - CalPERS Prefunding Trust Contribution	x	$150,000		#49
Information Tech - City Hall - Network Upgrades	x	$15,000		#35
Information Tech - City Website Redesign	x	$14,000		#124, 125
Facilities - Building Assessment			$45,000	#28
Facilities - Sunrise Hills Plan			$150,000	#28
Facilities - Fire Museum - Roof Repair (Drainage)			$85,000	#70
Facilities - Fire Station Kitchen Remodel	x	$10,000		#35, 70
Facilities - Fire Station Roof Replacement	x	$300,000		#35, 70
Facilities - City Hall - Replace Chairs in Council Chambers			$11,000	#70
Facilities - City Hall - Building Safety Remodel			$275,000	#28
Facilities - City Hall - Replace Carpeting			$70,000	#70
Facilities - PW - Bathroom Upgrade			$45,000	#70
Facilities - Cemetery - Roof Repair - Mountain Shadow			$15K Cemetery Fund	#70
Facilities - Cemetery - Raise Headstones - Mountain Shadow			$10K Cemetery Fund	#70
Community Development - Dragoon Gulch Trail Expansion	x	$30,000 Dragoon Gulch		#70
Community Development - Parking Signage Implementation Guide	x	$40,000		#6, 11
Community Development - Growth Strategy Development	x	$75,000		#18, 19, 20
Community Development - Linoberg-Stewart Improvements	x	$25,000		#5, 8, 16
Community Development - Economic Development	x	$100,000		#3, 44
Community Development - Business Incentive Plan			$25,000	#3, 44
Community Development - Downtown Parking Study			$25,000	#2, 3, 18, 26
Community Development - Community Beautification (Landscaping)	x	$25,000		#5, 8, 16
Police Department - Administrative Assistant			$119,500	#32, 75
Police Department - Full Time Police Officer			$175,500	#32, 75
Police Department - Dispatch Records Technician			$132,500	#32, 75
Police Department - Public Safety Surveillance Camera x 1	x	$7,500		#30, 73
Police Department - Wellness Center Shower	x	$34,000		#77
Police Department - Facility Funding Lobbying	x	$50,000		#28
Fire Department - Regional Intern Firefighter Program	x	$18,000		#67, 121
Public Works - Equipment (Power Tools, Lockers, Batteries)	x	$5,000		#65
Public Works - Changeable Message Sign	x	$30,000		#30

Supplemental Requests Selected		Recommended	Not Recommended	Council Priority
Public Works - Roll Up Doors New Storage Building			$25,000	#30
Public Works - Riding Mower	x	$17,000		#65
Maintenance - Annual Citywide HMA Road Patching			$40,000	#26
Maintenance - Annual Citywide Storm Damage Repair			$30,000	#26
Maintenance - Annual Citywide Striping Program			$172,000	#26
Maintenance - PD Safety/Enforcement Modifications	x	$25,000		#26
Maintenance - Vegetation-Fuel Reduction	x	$90,000		#62
Engineering - ADA Transition Plan and Self Evaluation	x	$200,000		#26
Engineering - Retaining Wall Monitoring Program			$5,000	#26
Engineering - Right of Way Mapping			$50,000	#26
Engineering - Storm Drain Geographic Information System (GIS)			$50,000	#26
Engineering - Sonora Civil Infracture Biennial Inspection			$35,000	#26
Engineering - Annual Storm Drain CCTV Inspections	x	$12,500		#64
Engineering - Traffic Impact Mitigation Fee Update			$10,000	#31, 50
Engineering - Parking Study			$280,000	#66
Engineering - Pavement and Sidewalk Condition Survey			$28,000	#26
Engineering - Citywide ADA Sidewalk Assessment			$100,000	#26
CIP - 94 Snell Road Retaining Wall Replacement	x	$158,000		#26
CIP - Parking Lot Improvements - Above S. Shepherd St. Restroom			$90,000	#26
CIP - Farmer's Market Sidewalk Repairs			$165,000	#26
CIP - Annual Citywide ADA Sidewalk & Curb Ramp Upgrades			$195,000	#26
CIP - Barretta St. - Church St. Intersection Study			$25,000	#26
CIP - Barretta Street Upper Retaining Wall (Near Church @ Dome)			$461,000	#26
CIP - City Road Repaving - Reconstruction (Annual Allocation)	x	$400,000		#26
CIP - City Road Preservation Program (Annual Allocation)	x	$225,175		#26
CIP - Sonora Main Drain/Creek Basin (Phase 1)			$344,200	#26
CIP - Sonora Main Drain/Creek Basin (Phase 1) - Grant Lobbying			$50,000	#26
CIP - Linoberg Road Retaining Wall (Bradford to Pine)			$25,000	#26
CIP - Snell Road Reconstruction & Drainage Improvement	x	$26,500 RMRA		#26
CIP - Tuolumne Heritage Trail Phase I Oversight	x	$50,000 ATP Project		#26
CIP - Downtown Sidewalks ATP Grant (Local Match)	x	$35,000		#26
CIP - Sonora Moves ATP Grant (Local Match)	x	$35,000		#26

RESOLUTION 06-15-2026-C

RESOLUTION OF THE CITY COUNCIL OF THE CITY OF SONORA ADOPTING THE ANNUAL OPERATING BUDGET FOR FY 2026/27

WHEREAS, in accordance with the provisions of Chapter 2.48 of the City of Sonora Municipal Code, the Administrative Officer shall prepare and submit the annual operating budget to the City Council for its consideration, along with staff recommendations.; and

WHEREAS, the City Council has reviewed the proposed Fiscal Year 2026/27 Operating Budget, including anticipated revenues and expenditures for all municipal funds; and

WHEREAS, the proposed budget provides for the continuation of essential public services, operational needs, and programs consistent with City Council priorities; and

WHEREAS, the total citywide revenues for Fiscal Year 2026/27 are projected at $18.61 million, and total citywide expenditures are projected at $16.81 million, and the General Fund revenues are projected at $14.52 million and General Fund expenditures at $13.29 million, generating a net operating surplus of $1.23 million; and

WHEREAS, the City has additional General Fund balance resources of $1.62 million, resulting in total available resources of $2.85 million for supplemental budget allocations; and

WHEREAS, the City Council has reviewed and considered staff-recommended supplemental requests and has selected specific items to be incorporated into the final adopted budget; and

WHEREAS, no reserves outside of designated fund balance resources are used in the proposed budget, and the adopted plan remains in compliance with the City's reserve policies;

THEREFORE, BE IT RESOLVED by the City Council of the City of Sonora as follows:

1. The Fiscal Year 2026/27 Operating Budget is hereby adopted as presented and amended per City Council direction, including approved supplemental allocations.
2. The City Administrator and Administrative Services Director are hereby authorized and directed to implement the adopted budget, including the authority to make routine administrative budget adjustments within appropriated fund totals.
3. Any amendments to increase total appropriations by fund shall require further City Council approval via resolution or formal budget amendment.

4. The adopted budget shall serve as the financial plan for City operations during Fiscal Year 2026/27, effective July 1, 2026 through June 30, 2027.

The foregoing Resolution of the City Council of the City of Sonora was PASSED AND ADOPTED by the City Council, State of California, at a public hearing held on this 15th Day of June, 2026, by _____, who moved its adoption, which motion was duly seconded by _____, and the Resolution adopted by the following vote:

AYES:

NOES:

EXCUSED:

APPROVED:

_____
Ann Segerstrom,
Mayor of the City of Sonora

ATTEST:

_____
Nicole McCutchen, City Clerk
City of Sonora

Capital Improvement Plan

Fiscal Year 2024 – 2034

City of Sonora

Last Update May 28, 2026

Page intentionally left blank.



Prepared By: City of Sonora

City Council

Ann Segerstrom, Mayor

Andy Merril, Mayor Pro Team

Bess Levine, Councilmember

Stephen Opie, Council Member

Mark Plummer, Council Member

David Goldemberg, Dist. 1 Supervisor

Ryan Campbell, Dist 2. Supervisor

City Administrator

Chris Gorsky

Administrative Services

Chris Gorsky

Police Department

Chief Turu Vanderwiel

Fire Department

Chief Brittan Gregory

City Attorney

Douglas White

Community Development

Tyler Summersett

Table of Contents

Introduction **5**
History of Sonora 5
Location – Queen of the Southern Mines 6
Vision, Mission & Core Values 7
City Organizational Chart 9
Plan Overview 10
Plan Goals 10

Priority Capital Projects **12**
Ten-Year Budget 14
Priority Capital Project Directory 17
Local Hazard Mitigation Plan and Actions 42

I. Tuolumne Utilities District CIP **48**

II. City Overview **59**
Overview 60

III. Administrative Services **79**
Overview 80
Department Project List 81

IV. Community Development **82**
Overview 83
Department Project List 84

V: Police Department **86**
Overview 87
Department Project List 88

VI. Fire Department **89**
Overview 90
Department Project List 91

VII: Public Works Department **92**
Overview 93
Department Project List 94

Appendix A: City Asset Fact Inventory

History of Sonora

The City of Sonora (City, Sonora) is a small historic City in Tuolumne County, California. It is situated in the foothills of the Sierra Nevada Mountains and is known for its picturesque scenery and rich history. Sonora was founded in 1848 during the California Gold Rush and named after the miners from Sonora, Mexico, who settled the City. The town's population grew rapidly as miners from all over the world flocked to the area in search of gold. In the following years, Sonora flourished as a center of commerce and agriculture and was incorporated as a town in May of 1851, making it one of the oldest communities in California.

Today, Sonora is a thriving community with a vibrant downtown area, numerous shops and restaurants, and various cultural events throughout the year. Visitors to Sonora can explore the town's rich history by visiting the Tuolumne County Museum, which exhibits the area's mining history, Native American culture, and more. Other popular attractions in the area include hiking and biking trails, nearby lakes and rivers, and historic landmarks like the Sonora Opera Hall and the Red Church. The City of Sonora is also known for its outdoor recreation opportunities. The town is surrounded by beautiful mountains, lakes, and rivers, making it a popular destination for hiking, fishing, camping, and other outdoor activities. Visitors can explore the nearby Yosemite National Park, go skiing or snowboarding at nearby resorts, or simply relax and enjoy the scenic beauty of the area.



Figure 1. Photos of the City of Sonora

Queen of the Southern Mines

The City of Sonora earned the title "Queen of the Southern Mines" due to its strategic location and importance during California's Gold Rush era. Today, the city continues to honor its heritage and is recognized as a historic destination with a vibrant downtown area full of restaurants, shops, and cultural attractions. The City of Sonora takes great pride in its history and is committed to continuing to preserve, enrich, and improve the community.

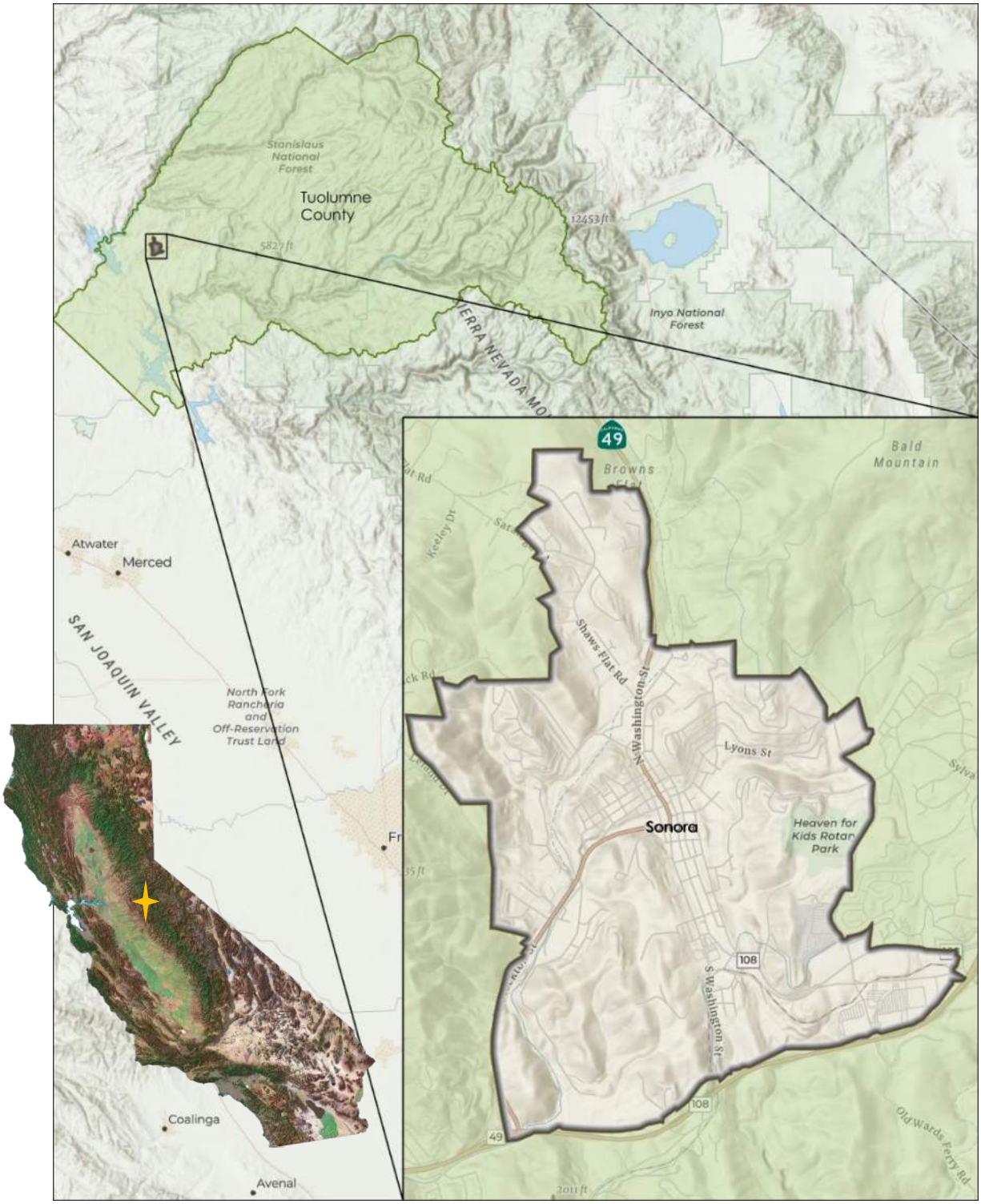

Figure 2. Vicinity Map

Vision, Mission and Core Values

Mission

The City of Sonora's mission is to foster a safe, vibrant, and prosperous community that enhances the quality of life for all

Vision

With leadership and integrity, the City of Sonora commits to excellent service through collaboration and innovation

Core Values

Service, Innovation, Integrity, Collaboration, Respect, Leadership

Community Priorities

Homelessness | Infrastructure Management/Maintenance | Public Safety | Growth and Development | Fiscal Stability

Core Council Priorities

Fiscal Responsibility and Stability | Infrastructure Management/Maintenance | Public Safety | Growth and Development | Fiscal Stability

Core Themes

1. Address challenges with homelessness
2. Invest in infrastructure maintenance and improvements
3. Assure strong public safety services (police and fire)
4. Provide effective planning for growth, attainable housing, and business development
5. Assure the City's ability to meet community needs now and into the long-term future by stabilizing the City's long-term fiscal situation. Increasing staff in critical functions and providing competitive salaries.

City Organizational Chart

The City provides a range of essential municipal services, which include administration, police fire, community development and public works. The historic Eureka Engine Company building houses City Hall and was originally constructed in 1939. The Administrative and most of the Community Development Departments are situated within City Hall, while the Police, Fire, and Public Works Departments operate out of separate facilities. Figure 3, outlines the City's organizational structure.

Figure 3. City of Sonora Organizational Chart

Capital Improvement Plan Overview

The Capital Improvement Plan (CIP) is an inventory of existing and future assets needed for the long-term sustainability and resilience of the City of Sonora. It is an indispensable planning tool that aims to develop and maintain infrastructure capable of supporting existing residents, businesses, and anticipated future development.

The CIP is a comprehensive multi-year plan that forecasts spending on all anticipated capital projects and links the City's vision and fiscal planning process. The capital budget, which represents only the first year of the CIP, is included in the plan. The CIP lists first-year and future projects that are not financed or legally authorized. Therefore, the CIP's "future years" are subject to change, and the City must update the plan accordingly.

The CIP provides valuable information to private sector decision-makers by providing a planned schedule, cost estimates, and locations of public sector investments. Additionally, the plan offers vital details regarding proposed public facilities and associated costs to local elected officials and the public.

The CIP is a critical tool for the City of Sonora and plays a crucial role in the City's long-term physical development. The plan provides a clear roadmap for growth and ensures that the City can maintain and develop infrastructure capable of supporting existing residents, businesses, and future development.

Each chapter contains information on recently completed capital projects, status updates for ongoing and planned projects, and pictures, diagrams, maps, and other illustrations where appropriate. This CIP is organized into seven functional areas – Priority Capital Project, City Overview, Administrative Services, Community Development, Police Department, Fire Department and Public Works Department. This structure groups similar projects while maximizing coordination among each City department.

Capital Improvement Plan Goals

The 2024-2034 Capital Improvement Program was based on the following goals:

1. Maintain and replace existing infrastructure to ensure its proper functioning.
2. Initiate new capital projects to cater to the community.
3. Use the CIP as a blueprint for promoting economic development in the community.
4. Develop and upkeep recreational facilities for the benefit of the community.
5. Collaborate with citizens and businesses to make Sonora an attractive destination for living, working, and leisure activities.
6. Ensure public health and safety is not compromised.
7. Foster strong relationships with city government.
8. Implement city goals, policies, and plans to drive progress and development.

Capital Improvement Plan Development

The City of Sonora's 2021 Strategic Plan prioritized the development of a Capital Improvement Plan under Goal 2. A Capital Improvement Plan involves funding and planning for capital improvements such as equipment purchases, infrastructure projects, and major studies.

Coordinating with city staff and department leads was essential in developing a CIP that aligns with the City's needs and goals. City assets, locations, and current conditions needed to be identified to determine the areas where capital funding should be utilized. This information also helped focus future funding and budgeting efforts.

Fact sheets were meticulously developed for city assets, providing key information such as age, location, and condition. These fact sheets not only indicated the department responsible for managing and maintaining assets but how they serve the City. The first year (2024) required a comprehensive inventory check, setting a precedent for the years to come.

Projects were evaluated on short—and mid-range schedules to ensure that the 2024-2034 CIP provides a realistic, solid foundation for the budgeting process.

Annually updating the Capital Improvement Plan

Since the 2024-2034 Capital Improvement Plan was the first one developed for the City of Sonora, the layout and plan updates were carefully considered. Figure 4 below illustrates the yearly process of updating the CIP.

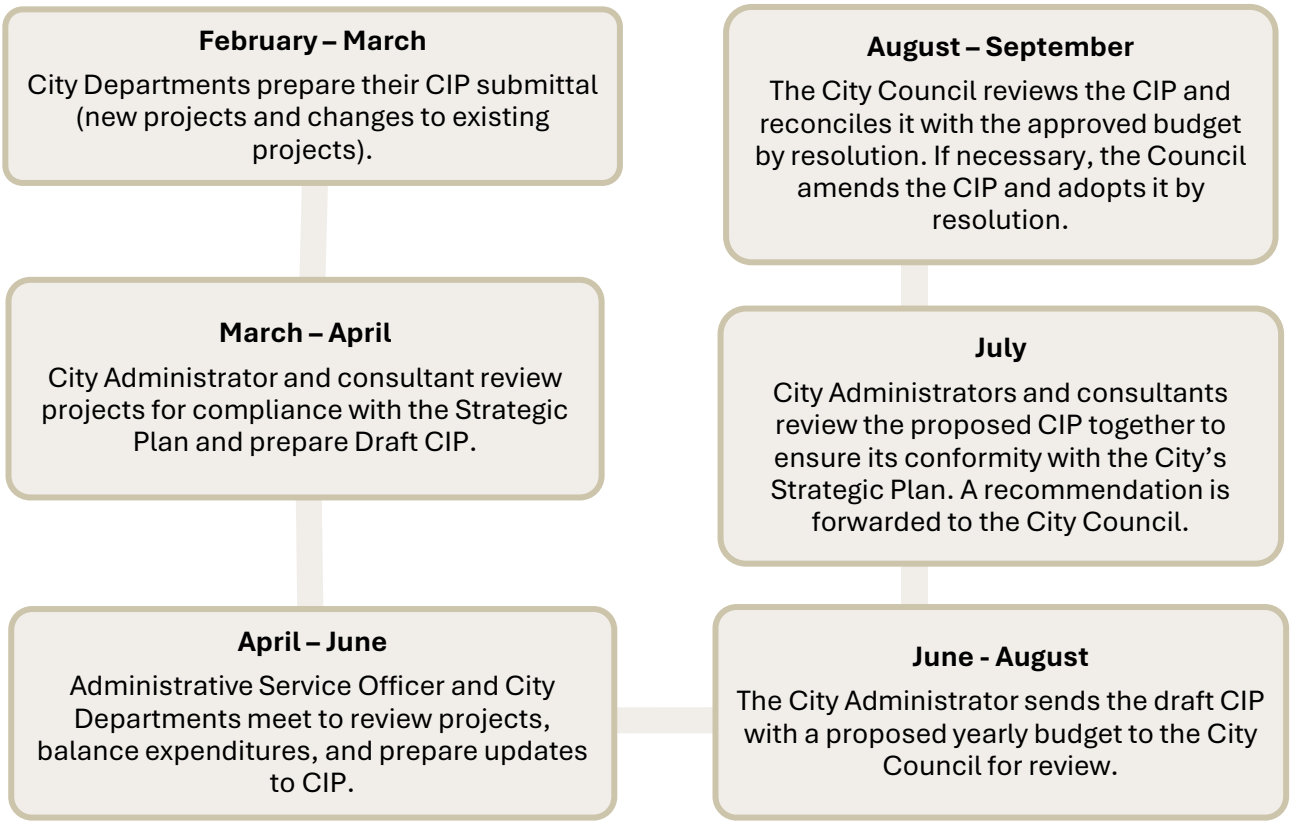

Figure 4. Annual Update of the CIP

Priority Capital Projects

Priority Capital Projects

Summary

The projects listed in the following section have been prioritized based on high, medium, and low rankings. For the fiscal year 2026-2027, eight capital projects have been identified as high priority and one capital project has been identified as medium priority. The high priority projects include the Snell Road Reconstruction and Drainage Improvements Project, Snell Street Retaining Wall Replacement, Linoberg Retaining Wall Project, Sonora Main Drain, Sonora Moves ATP Grant (local match), Downtown Sidewalks ATP Grant (local match), Gold Rush Path Oversight – PS&E, and the Parking Lot Improvements needed at Church & Stewart and Lyons Street.

Priority	Capital Projects	Maintenance Projects	Engineering Initiatives	Total
High	$1,495,982	$1,615,400	$658,399	$3,769,781
Medium	$165,000	$220,000	$85,000	$470,000
Low	$ 0	$10,000	$ 0	$10,000
Total	$1,660,982	$1,845,400	$743,399	$4,249,781

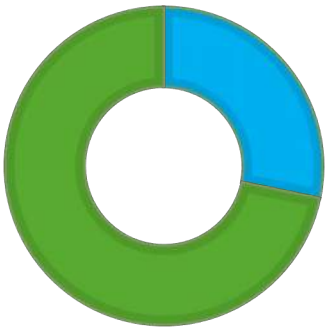

FY 26/27 Budget

Total $4,249,781

- Available General and Measure Y Budget
- Additional Funds/Grant Funds Needed

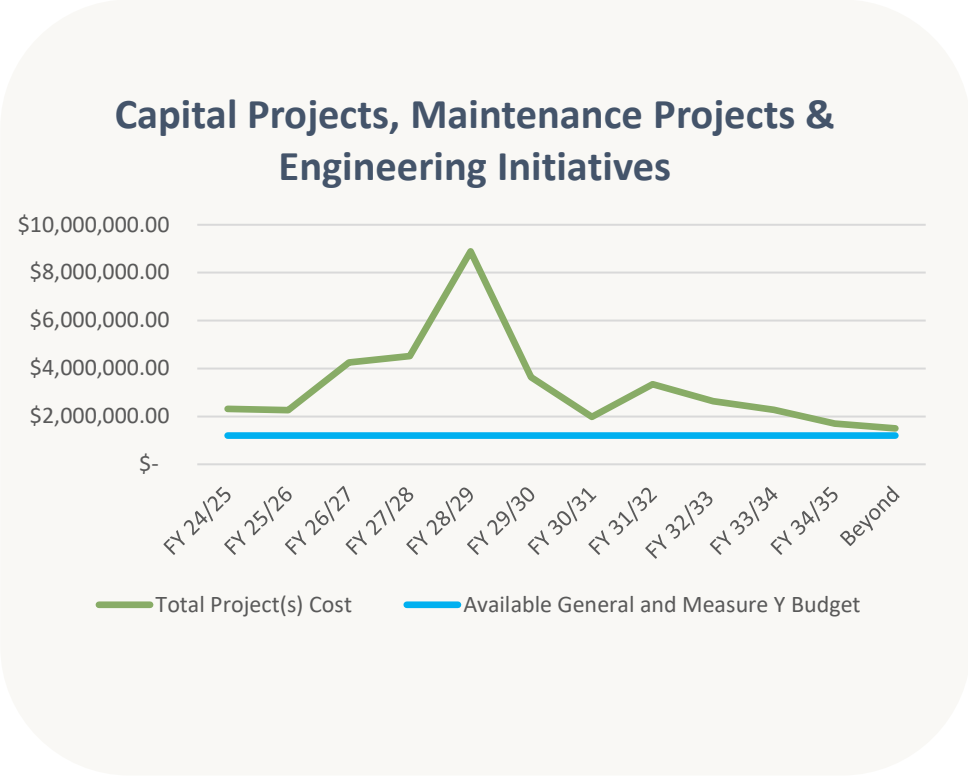

Table 1. City of Sonora Capital Project Budgets

		Anticipated Expenditures											
Project Name	Project Phase	FY 24/25	FY 25/26	FY 26/27	FY 27/28	FY 28/29	FY 29/30	FY 30/31	FY 31/32	FY 32/33	FY 33/34	FY 34/35	Beyond
Snell Road Reconstruction & Drainage Imp.	Design / Env / Permitting	$204,440.00	$85,000.00	$26,482.00	$77,820.00								
(Between Bonanza Road and County Line)	Right of Way				$130,000.00								
	Construction					$3,900,000.00							
94 Snell St. Retaining Wall Replacement			$43,925.00										
Road Reconstruction													
			~~$158,000.00~~	$158,000.00									
Linoberg Road Retaining Wall	Design / Env / Permitting	~~$50,000.00~~	~~$25,000.00~~		$135,000.00								
(Between Bradford Street and Pine Street)	Right of Way					$121,560.00							
	Construction					$960,324.00	$960,324.00						
Hospital Road Reconstruction	Design / Env / Permitting	$73,946.00											
(Between Sierra RR and Mono Way)	Right of Way												
	Construction	$456,112.75											
Sonora Main Drain	Design / Env / Permitting	$10,802.00	~~$142,273.00~~		$201,925.00	$275,000.00		$280,000.00		$280,000.00		$290,000.00	
(From Gold Street to Stockton Street)	Right of Way				$180,000.00		$180,000.00		$180,000.00		$190,000.00		$180,000.00
(Hazard Mitigation Action 22)	Construction				$902,500.00	$902,500.00	$877,500.00	$877,500.00	$900,000.00	$900,000.00	$900,000.00	$900,000.00	$1,865,000.00
Sonora Moves ATP Grant (Local Match)	Design / Env / Permitting		$29,955.00	$33,000.00	$99,000.00	$68,000.00							
(Linoberg, Linoberg West, Washington Street,	Right of Way				$100,000.00	$100,000.00							
Stewart Street, Green Street)	Construction						$800,000.00						
Downtown Sidewalks ATP Grant (Local Match)	Design / Env / Permitting		$75,000.00	$35,000.00	$80,000.00	$20,000.00							
	Right of Way				$60,000.00	$60,000.00							
	Construction						$400,000.00						
Gold Rush Path Oversight - PS&E	Design / Env / Permitting		~~$25,000.00~~	$50,000.00	$50,000.00								
(ATP Funded)	Right of Way												
	Construction												
N Stewart Street Retaining Wall Replacement	Design / Env / Permitting					$75,000.00			$185,000.00				
(Between Elkin Street and Wall Street)	Right of Way												
	Construction	~~$20,000.00~~			$50,000.00	$250,000.00	$10,000.00	$10,000.00	$945,000.00	$945,000.00			
Parking Lot Improvements	Design / Env / Permitting				$25,000.00								
(Above Stewart St Restroom)	Right of Way												
	Construction					$65,000.00							
Parking Lot Improvements Church & Stewart and Lyons	Design / Env / Permitting	$23,614.00	$120,301.61	$53,500.00									
(Lyons - Bowling Alley Lot)	Right of Way												
	Construction	~~$135,000.00~~		$1,140,000.00									
Farmers Market Sidewalk Repairs	Design / Env / Permitting	~~$85,000.00~~	~~$80,000.00~~	$165,000.00									
(E Side of Stewart St N of Theal Street)	Right of Way												
	Construction				$575,000.00								
Barretta Street Upper Retaining Wall Rep	Design / Env / Permitting				$85,000.00								
(Near Church Street at Dome Building)	Right of Way				$15,000.00								
	Construction					$360,920.00							
Totals:		$1,058,914.75	$784,454.61	$1,660,982.00	$2,766,245.00	$7,158,304.00	$3,227,824.00	$1,167,500.00	$2,210,000.00	$2,125,000.00	$1,090,000.00	$1,190,000.00	

	FY 26/27
High Priority	$1,495,982.00
Medium Prioty	$165,000.00
Low Priority	
Total:	$1,660,982.00

Table 2. City of Sonora Maintenance Budgets

		Anticipated Expenditures											
Project Name	Project Phase	FY 24/25	FY 25/26	FY 26/27	FY 27/28	FY 28/29	FY 29/30	FY 30/31	FY 31/32	FY 32/33	FY 33/34	FY 34/35	Beyond
Annual Citywide Road Patching	Design / Env / Permitting												
(Performed by Public Works)	Right of Way												
	Construction	$5,000.00	$10,000.00	$10,000.00	$10,000.00	$10,000.00	$10,000.00	10000	$10,000.00	$10,000.00	$10,000.00	$10,000.00	
Annual Citywide HMA Road Patching	Design / Env / Permitting												
(Performed by Contractor)	Right of Way												
	Construction	$20,000.00	$40,000.00	$40,000.00	$40,000.00	$40,000.00	$40,000.00	$40,000.00	$40,000.00	$40,000.00	$40,000.00	$40,000.00	
Citywide Road Repaving / Reconstruction Program	Design / Env / Permitting			$75,000.00		$75,000.00			$75,000.00		$75,000.00		
	Right of Way												
	Construction			$700,000.00		$700,000.00			$700,000.00		$700,000.00		
Citywide Road Preservation Program	Design / Env / Permitting			$50,000.00				$50,000.00					
	Right of Way												
	Construction			$250,000.00				$250,000.00					
Annual Street Striping Program	Design / Env / Permitting	~~$11,836.00~~	$11,836.00	$12,000.00	$12,000.00	$12,000.00	$12,000.00	$12,000.00	$12,000.00	$12,000.00	$12,000.00	$12,000.00	
	Right of Way												
	Construction	~~$60,000.00~~	~~$160,000.00~~	$160,000.00	$60,000.00	$160,000.00	$60,000.00	$160,000.00	$6,000.00	$160,000.00	$60,000.00	$160,000.00	
Annual Citywide ADA Sidewalk & Curb	Design / Env / Permitting		~~$45,000.00~~	$45,000.00									
Ramp Upgrades	Right of Way												
	Construction		~~$150,000.00~~	$150,000.00									
Annual Traffic Signal Battery Backup	Design / Env / Permitting												
	Right of Way												
	Construction	$2,500.00	$2,500.00	$2,500.00	$2,500.00	$2,500.00	$2,500.00	2500	$2,500.00	$2,500.00	$2,500.00	$2,500.00	
Annual Traffic Signal Maintenance	Design / Env / Permitting												
	Right of Way												
	Construction	$10,000.00	$10,000.00	$10,000.00	$10,000.00	$10,000.00	$10,000.00	10000	$10,000.00	$10,000.00	$10,000.00	$10,000.00	
Annual Street Light Conversion to LED	Design / Env / Permitting												
	Right of Way												
	Construction	$5,000.00											
Annual Sign Replacement	Sign Replacement												
	Right of Way												
	Construction		$10,000.00	$10,000.00	$10,000.00	$10,000.00	$10,000.00	10000	$10,000.00	$10,000.00	$10,000.00	$10,000.00	
PD Safety / Enforcement Modifications	Design / Env / Permitting		~~$5,000.00~~	$5,000.00									
	Right of Way												
	Construction		~~$20,000.00~~	$20,000.00									
Annual Citywide Storm Damage Repair	Design / Env / Permitting												
	Right of Way												
	Construction		$30,000.00	$30,000.00	$30,000.00	$30,000.00	$30,000.00	30000	$30,000.00	$30,000.00	$30,000.00	$30,000.00	
Annual Vegetation Clearing	Design / Env / Permitting												
(including creek clearing)	Right of Way												
(Hazard Mitigation Action 28, 49 and 57)	Construction	$90,000.00	$45,000.00	$135,000.00	$135,000.00	$135,000.00	$135,000.00	135000	$135,000.00	$135,000.00	$135,000.00	$135,000.00	
Slope Stabilization	Design / Env / Permitting	~~$30,000.00~~	$25,000.00	$15,900.00									
(Church Street)	Right of Way												
	Construction	~~$40,000.00~~		$125,000.00									
Elk Drive Storm Drain Repair	Design / Env / Permitting	$19,016.64											
	Right of Way	$10,000.00											
	Construction	$65,000.00											
Hope Lane Storm Drain Debris Removal	Design / Env / Permitting				$65,000.00								
(Between E Oakside Dr and E Jackson St)	Right of Way												
	Construction	$2,498.00	~~$5,000.00~~			$435,000.00							
Paint Transit Stop Streetlights	Design / Env / Permitting		~~$5,000.00~~										
	Right of Way												
	Construction		~~$15,000.00~~										
City Parking Grage Repair and Improvements	Design / Env / Permitting				$750,000.00								
	Right of Way												
	Construction												
Cofill Park Arbor Replacement	Design / Env / Permitting					$10,000.00							
	Right of Way												
	Construction				$25,000.00								
Totals:		$370,850.64	$589,336.00	$1,845,400.00	$1,149,500.00	$1,629,500.00	$309,500.00	$709,500.00	$1,030,500.00	$409,500.00	$1,084,500.00	$409,500.00	

FY 25/26	
High Priority	$1,615,400.00
Medium Prioty	$220,000.00
Low Priority	$10,000.00
Total:	$1,845,400.00

Table 3. City of Sonora Engineering Initiatives Budgets

		Anticipated Expenditures											
Project Name	Project Phase	FY 24/25	FY 25/26	FY 26/27	FY 27/28	FY 28/29	FY 29/30	FY 30/31	FY 31/32	FY 32/33	FY 33/34	FY 34/35	Beyond
FY 26/27 City Engineer Services	City Engineer Services		$350,000.00	$350,000.00									
North / South Connector Oversight	Design / Env / Permitting		~~$35,000.00~~										
Greenly Road Extension	Right of Way												
	Construction												
ADA Transition Plan and Self Evaluation	Plan Preparation		~~$200,000.00~~	$200,000.00									
Citywide ADA Sidewalk Assessment	Survey				$100,000.00								
(Must be subsequent to Mobile Lidar Data Base)													
SS4A Transportation Safety Action Plan	Action Plan		~~$112,500.00~~	$10,000.00	$102,500.00								
(Local Match)													
(Hazard Mitigation Action 6 and 7)													
Parking Study	Design / Env / Permitting		~~$280,000.00~~		$280,000.00								
Business Improvement District / Parking Structur	Right of Way												
(Hazard Mitigation Action 7 and 53)	Construction												
Retaining Wall Monitoring Program	Monitoring Program			$5,000.00	$5,000.00	$5,000.00	$5,000.00	$5,000.00	$5,000.00	$5,000.00	$5,000.00	$5,000.00	
Berreta, N Stewart, and Linoberg													
PlanetBid Site	License		~~$500.00~~										
	Annual Dues		~~$3,000.00~~										
Mobile Lidar Data Base	Data Base Development		~~$35,000.00~~										
Pavement and Sidewalk Condition Survey	Survey												
(Must be subsequent to Mobile Lidar Data Base)													
Right of Way Mapping	Survey and Mapping		~~$50,000.00~~	$50,000.00	$50,000.00	$50,000.00	$50,000.00	$50,000.00	$50,000.00	$50,000.00	$50,000.00	$50,000.00	
Mobile Lidar Database and PCI Reporting	Lidar Database and PCI		$133,876.44	$17,898.88									
City Wide Drainage Study	Study												
(Hazard Mitigation Action 28)													
Storm Drain System GIS	GIS			$50,000.00									
Sonora Civil Infrastructure Biennial Inspections	Biennial Inspection		~~$30,000.00~~		$30,000.00		$30,000.00		$30,000.00		$30,000.00		
Sonora Main Drain Biennial Inspection	Biennial Inspection			$35,000.00		$35,000.00		$35,000.00		$35,000.00		$35,000.00	
(From Gold Street to Stockton Street)													
Annual Storm Drain Inspections	Annual Inspections			$12,500.00	$12,500.00	$12,500.00	$12,500.00	$12,500.00	$12,500.00	$12,500.00	$12,500.00	$12,500.00	
TIMS Fee Update Support (CDD to Lead)	Fee Update		~~$10,000.00~~	$10,000.00									
ARC GIS	Software			$3,000.00									
Barretta Street Church Street Intersection Study	Study				$25,000.00								
City Design Standards	Standard Development												
Totals:			$889,876.44	$743,398.88	$605,000.00	$102,500.00	$97,500.00	$102,500.00	$97,500.00	$102,500.00	$97,500.00	$102,500.00	

	FY 26/27
High Priority	$658,398.88
Medium Prioty	$85,000.00
Low Priority	
Total:	$743,398.88

Priority Capital Projects Directory

FY 2026/2027 Projects	
Snell Street Road Reconstruction (Phase I)	Pg. 18
Linoberg Road Retaining Wall	Pg. 19
Sonora Main Drain	Pg. 20
Vision Sonora/Blue Zones Pedestrian Projects	Pg. 23
Parking Lot Improvements – Church Street & Stewart Street Lot	Pg. 24
Parking Lot Improvements – Lyons Street & Stewart Street Lot	Pg.25
SS4A Transportation Safety Action Plan (Local Match)	Pg. 26
City Road Maintenance Program – Preservation Program	Pg. 27
City Road Maintenance Programs – Repaving/Reconstruction Program	Pg. 28
City Parking Study	Pg. 30
Annual Citywide ADA Sidewalk & Curb Ramp Upgrades	Pg. 31
Parking Lot Improvements – Mehun Street & Stewart Street	Pg. 32
Sonora Creek Basin	Pg. 33
North Stewart Street Retaining Wall Replacement	Pg. 34
Hope Lane Storm Drain Improvements	Pg. 35
Future Projects	
Snell Street Road Reconstruction (Phase II)	Pg. 36
City Parking Garage Repair and Improvements	Pg. 37
Farmers Market Sidewalk Repair Project	Pg. 38
Barretta Street Upper Retaining Wall Replacement	Pg. 39
Barretta Street/Church Street Intersection Improvements	Pg. 40
Completed Projects	
Hospital Road Reconstruction	Pg. 41

Project Priority Ranking Key

Projects are classified into three priority levels: low, medium, and high. Each project sheet includes a priority ranking based on the key below.

Low **Medium** **High**

High

Snell Street Road Reconstruction (Phase I)

Between Bonanza Road and County Line

Project Description

The storm drain system for Snell Street currently consists of an open roadside ditch between Spring Hill Road and the City of Sonora / Tuolumne County line. This ditch drains into a culvert pile that crosses under Spring Hill Road and into a storm drain box, which allows the storm water to bubble up onto Snell Street and sheet flow down the road and into an existing drainage system on Bonanza Road. However, over the years, the sheet flowing water on Snell Street has saturated the roadway structural section, causing the road to disintegrate. This has also created dangerous icy conditions on the road during winter.

To address this issue, the City of Sonora has obtained Senate Bill 1 (SB1) funds for the construction of new storm drain system and pipeline, along with the necessary road repairs. Additionally, the location of this project has led to the inclusion of other features such as the construction of a continuous sidewalk on Snell Street from Spring Hill Road to Bonanza Road and the undergrounding of the existing PG&E power lines. The sidewalk would provide safe pedestrian access from the neighborhoods off of Spring Hill Road to Sonora High School and serve as a connection point to the future Gold Rush Trail that is currently under design. The undergrounding of the PG&E lines would also help reduce the fire hazard within this portion of the City.

Project Cost	Phase
$393,742	Design/Env/Permitting
$130,000	Right of Way
$3,900,000	Construction
$4,423,742	**Total**

Project Status
Design Phase partially Funded through Senate Bill 1 (SB1). (**Project funding deficit of $567,935**).

High

Linoberg Road Retaining Wall

Between Bradford Street and Pine Street

Project Description

The existing 600-foot-long retaining wall along Linoberg Road between Bradford Street and Pine Street is in an advanced state of degradation and is starting to fail at various locations. The failures are causing the roadway to settle and drainage from the wall to enter the Save Mart complex parking lot, which subsequently flows to the new EV recharging station located approximately 200 feet east of Bradford Street and Stockton Street. The existing wall is in need of replacement within two years.

Project Cost	Phase
$210,000	Design/Env/Permitting
$1,081,884	Right of Way
$960,324	Construction
$2,252,208	**Total**

Project Status
Design Phase – Funding Needed.

High

Sonora Main Drain

From Gold Street to Stockton Street (Hazard Mitigation Action 22)

Project Description

The Sonora Main Drain (Main Drain) serves as the primary stormwater conveyance system for large areas within the City of Sonora. It is located southeast of Stockton Street (SR-49) and on either side of Washington Street, Stewart Street, and Restano Way. The Main Drain comprises about 1,200 ft of stacked rock (stone) tunnel, 650 ft of 18-inch high-density polyethylene (HDPE) pipe, 3,100 ft of 24–36-inch corrugated metal pipe (CMP), 75 ft of 36-inch reinforced concrete pipe (RCP), and 100 ft of concrete culvert. The stone tunnel element of the Main Drain is over 150 years old and is located below a state highway (SR-49), parking areas, buildings, and City streets.

In June and July of 2023, the Main Drain stone tunnel and storm drain pipelines underwent inspection. The inspection identified areas of concern, including several minor collapses, one collapse area of concern, and a settlement in the roadway above the tunnel. Therefore, the Sonora Main Drain project is essential to perform the necessary fixes to the Main Drain and prevent future system failures. The Sonora Main Drain project will cover the limits from Gold Street to Stockton Street, including the stone tunnel, corrugated metal pipe, and a concrete culvert.

Project Cost	Phase
$1,337,727	Design/Env/Permitting
$910,000	Right of Way
$9,025,000	Construction
$11,272,727	**Total**

Project Status
Design Phase – Funding Needed.

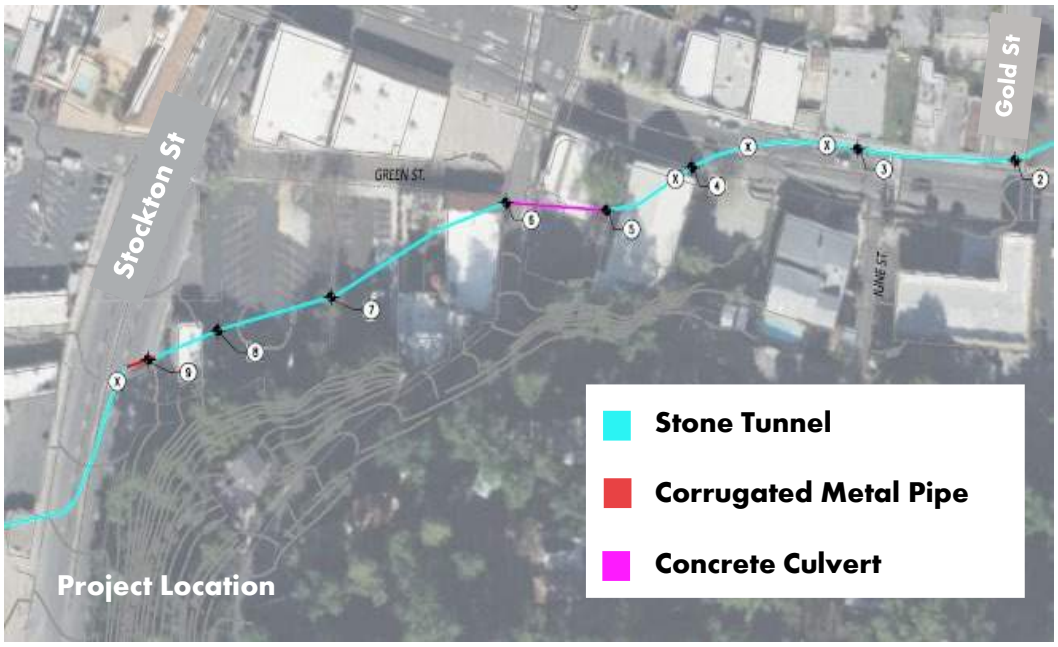

Sonora Main Drain (continued)

From Gold Street to Stockton Street

Summary of Probable Constructions Costs for Recommended Improvements

Project Designation	Title	Description	Probably Construction Cost. $
ST-1	**West Stone Tunnel Rehabilitation[a]**	**Reconstruction of stone tunnel at collapsed areas and steel door replacement areas**	**400,000**
ST-2	**West Stone Tunnel Replacement**	**Replacement of 250 ft of stone tunnel**	**1,625,000**
ST-3	**East Stone Tunnel Rehabilitation**	**Reconstruction of stone tunnel at collapsed areas and steel door replacement areas**	**400,000**
ST-4	**East Stone Tunnel Replacement**	**Replacement of 200 ft of stone tunnel**	**1,360,000**
ST-5	**Washington Street Stone Tunnel Replacement**	**Replacement of 380 ft of stone tunnel**	**2,580,000**
ST-6	**Stone Tunnel Bypass[b]**	**Construction of 530 ft of 36-inch CMP**	**425,000**
SDP-1	**Church Street/Stewart Street Relief Storm Drain**	**Construction of 1,100 ft of 24-inch HDPE**	**715,000**
SDP-2	**Washington Street Relief Storm Drain**	**Construction of 440 ft of 24-inch HDPE**	**290,000**
SDP-3	**William Street Storm Drain Replacement**	**Replacement of 20ft of 12-inch RCP**	**10,000**
SDP-4	**Central Storm Drain Replacement**	**Replacement of 150 ft of 36-inch CMP**	**120,000**
SDP-5	**Washington Street Storm Drain Replacement Phase 1**	**Replacement of 30 ft of 24-inch CMP**	**20,000**
SDP-6	**Stewart Street Storm Drain Rehabilitation[c]**	**Rehabilitation of 90ft of 12- to 18- inch storm drain**	**45,000**
SDP-7	**Washington Street Storm Drain Replacement Phase 2**	**Replacement of 150 ft of 24-inch CMP**	**100,000**

[a] Construction of 3ft by 3 ft box culvert is assumed for stone tunnel rehabilitation or replacement, Construction of box culvert is estimated at $6,500/ft.

[b] Installation cost of storm drain pipelines estimated as follows:
36-inch CMP: $800/lf
24-inch HDPE: $650/LF
12-inch RCP: $450/LF

[c] Pipeline rehabilitation cost: $500/LF

Sonora Main Drain (continued)

From Gold Street to Stockton Street

Suggested Phasing of Improvements

Tier	Project Designation	Title	Timeline, years
1	ST-1	West Stone Tunnel Rehabilitation	1-2
	SDP-1	Church Street/ Stewart Street Relief Storm Drain	1-2
	SDP-2	Washington Street Relief Storm Drain	1-2
	ST-3	East Stone Tunnel Rehabilitation	1-2
2	ST-2	West Stone Tunnel Replacement	3-4
	SDP-3	William Street Storm Drain Replacement	3-4
	SDP-4	Central Storm Drain Replacement	3-4
3	SDP-5	Washington Street Storm Drain Replacement Phase I	5-6
	SDP-6	Stewart Street Storm Drain Rehabilitation	5-6
	ST-4	East Stone Tunnel Replacement	7-8
4	SDP-7	Washington Street Storm Drain Replacement Phase 2	9-10
	ST-5	Washington Street Stone Tunnel Replacement	9-10
	ST-6	Stone Tunnel Bypass	9-10

High

Vision Sonora/Blue Zone Pedestrian Projects

Linoberg Street, Linoberg Street West, Washington Street, Stewart Street, Green Street

Project Description

In 2013, the City of Sonora finalized the Vision Sonora Plan. The plan was developed to create a more vibrant community by directing physical improvements along the Highway 49 and Washington Street corridors. The Vision Sonora Plan covered various aspects, including circulation and congestion management, parking management, gateway features and wayfinding signs, transit facilities, streetscapes and landscaping, multi-modal connectivity, and finance/implementation. Several projects were identified in various corridors, including Linoberg Street, Washington Street, Stewart Street, West Linoberg Street and Green Street. In 2023, the concepts included in Vision Sonora were further refined and revealed in a Refined Concepts Report.

The projects resulting from both the Vision Sonora Plan and Refined Concepts Report are focused on creating an environment that supports the use of multimodal transit options, including walking and biking. These projects include improving sidewalks along all corridors, retrofitting Linoberg Street and West Linoberg Street in Paseo's, and improving the walkability of Stewart Street by installing dedicated areas for things that typically become hazards on the existing sidewalk, such as trash and recycling receptacles.

Project Cost	Phase
$439,955	Design/Env/Permitting
$320,000	Right of Way
$1,200,000	Construction
$1,959,955	**Total**

Project Status
Cycle 8 Active Transportation Program (ATP) grant being submitted for Sonora Moves Projects and Downtown Sidewalk Improvement Project.

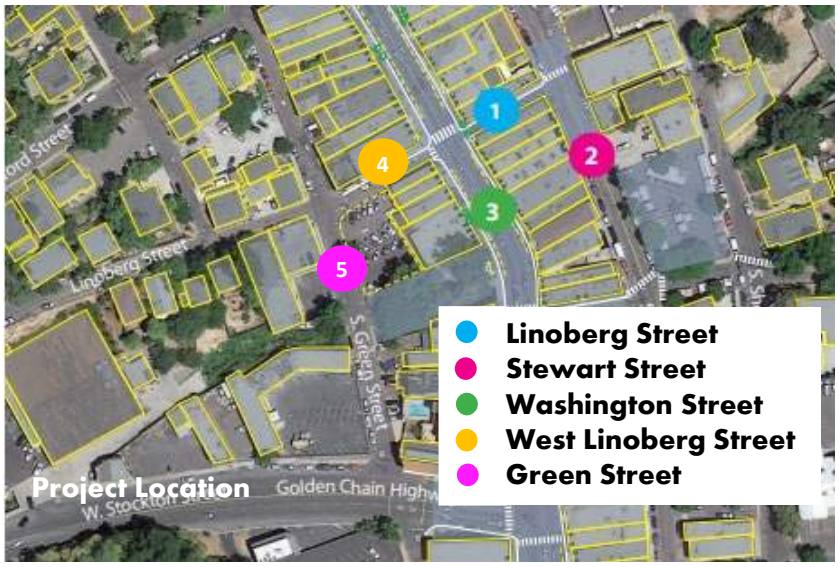

High

Parking Lot Improvements

Project Description

The City of Sonora plans to rehabilitate 3 parking lots along Stewart and Shepherd Street in the downtown area. One of the parking lots is newly acquired, located on the Southwest Corner of Church and Stewart Street, and will add an estimated 13 new public parking spots to downtown Sonora. Each parking lot will receive new asphalt and striping. The parking lots near Lyons and Mehun will include ADA stall upgrades to comply with the State and Federal Code.

Church Street & Stewart Street Parking Lot

The City of Sonora acquired a new parking lot located on the Southwest corner of Church and Stewart Streets. The lot is 4,535 square feet and has 13 spaces, including one ADA stall. The existing parking lot surface has large cracks and failing pavement sections. Reconstructing the base and asphalt surfacing will be required. Striping will be placed over the new asphalt to delineate the limits of each parking stall and drive aisle.

Project Cost	Phase	Project Status
$197,416	Design/Env/Permitting	Design Phase – Funding Needed.
	Right of Way	
$1,140,000	Construction	
$1,337,416	**Total**	

High

Parking Lot Improvements

Lyons & Stewart Street/Sheperd Street Parking Lot

The existing parking lot boarded by Lyons, Bradford, S. Stewart, and S. Shepherd Streets has approximately 15,175 square feet of parking area. A total of 52 stalls will trigger the need to install three ADA stalls. The project will include a grind and overlay to rehabilitate the pavement surface. The parking lot will receive new striping to delineate parking stalls and drive aisles and arrow pavement markings to direct traffic through the one-way-direction parking lot. Three ADA-compliant parking stalls will be included in this project.

Project Cost	Phase	Project Status
$175,000	Design/Env/Permitting	Design Phase – Funding Needed.
	Right of Way	
$450,000	Construction	
$625,000	**Total**	

Parking lot, view from Lyons Street

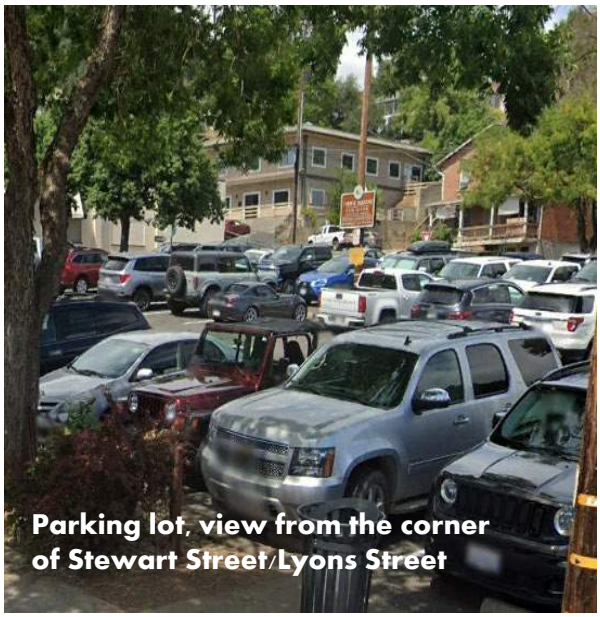
Parking lot, view from the corner of Stewart Street/Lyons Street

High

SS4A Transportation Safety Action Plan (Local Match)

Project Description

The City was awarded $450,000 in Federal Funding from the U.S. Department of Transportations Safe Streets and Roads for All (SS4A) grant program to develop a city-wide comprehensive safety action plan.

According to the UC Berkeley Transportation mapping System (TIMS), which provides California crash data, there were 355 vehicle crashes in the past 10 years (1/1/2014 – 12/31/2023) in Sonora. Injuring 439 people and resulting in 6 fatalities. A Citywide Safety Action Plan will enable the City to develop a holistic well-defined strategy to prevent roadway fatalities and serious injuries in the City. A current and comprehensive Safety Plan is a requirements of Implementation grant applications and will allow the City to apply for SS4A Implementation grant funding in future SS4A cycles.

Project Cost	Phase
$112,500	Design/Env/Permitting
	Right of Way
	Construction
$112,500	**Total**

Project Status
$450,000 SS4A Grant awarded – $112,500 local match required and needed.

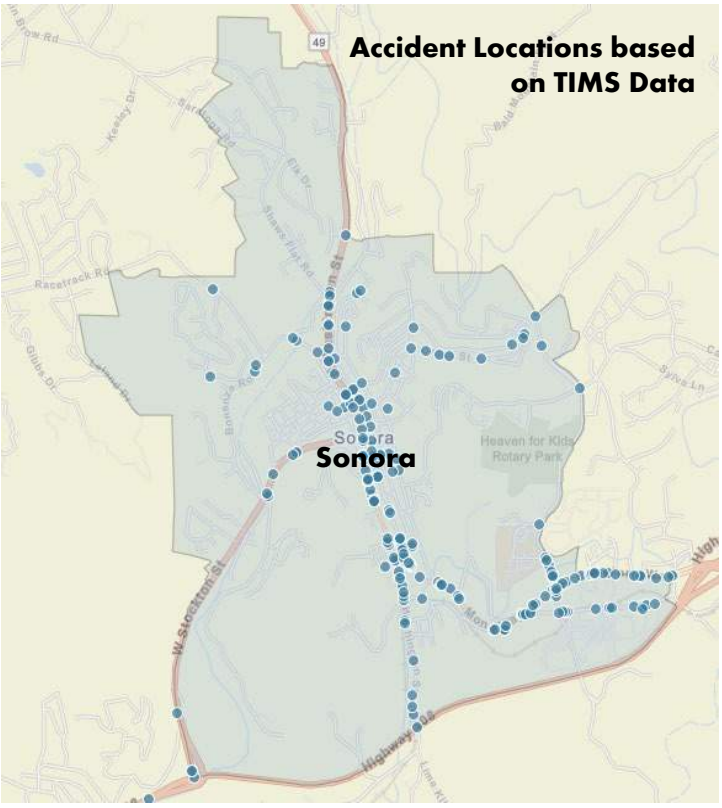

High

City Road Maintenance Program

City Road Preservation Program

Project Description

This program will perform road preservation work on roads throughout the City of Sonora with Pavement Condition Index (PCI) values greater than or equal to 51. The work under this program can include pavement patching, milling, thin overlays, crack sealing, and seal coating. City roads will receive preservation work in order based on their condition, their Average Daily Traffic (ADT) count and the likelihood that the road preservation work will substantially extend the service life of the roadway. Roads that rank high in these three criteria will be prioritized. This program will be implemented during the off years of the Biennial Road Repaving / Reconstruction Program.

Project Cost	Phase
$100,000	Design/Env/Permitting
	Right of Way
$500,000	Construction
$600,000	**Total**

Project Status
Planning Phase – Funding Needed

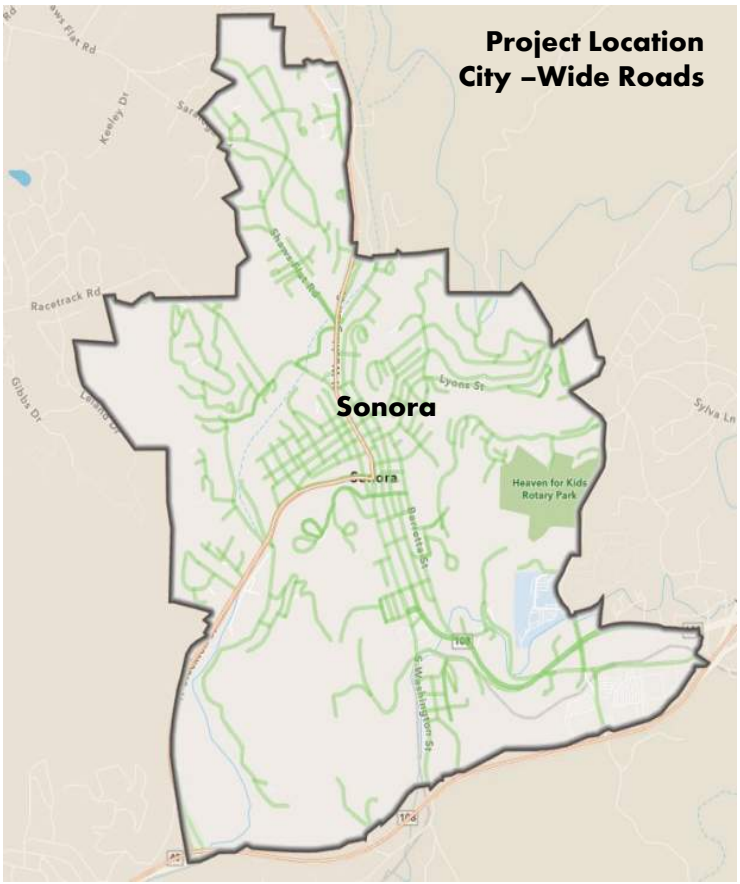

Medium

City Road Maintenance Program

City Road Repaving/Reconstruction Program

Project Description

This program will repave and /or reconstruct roads throughout the City of Sonora with Pavement Condition Index (PCI) values less than 50. The work under this program can include full road structural section reconstruction and /or full-depth pavement overlays. City roads will be repaved/reconstructed in order based on their condition and their Average Daily Traffic (ADT) count. Roads in poor condition with a high ADT will be given priority. This program will be implemented during the off years of the Biennial Road Preservation Program.

Project Cost	Phase
$75,000	Design/Env/Permitting
	Right of Way
$700,000	Construction
$75,000	**Total**

Project Status
Implementation

Hospital Road

N Stewart Street

N Green Street

High

City Parking Study

(Hazard Mitigation Action 7 and 53)

Project Description

The streets in Sonora are often congested during normal hours and can become gridlocked during evacuation events. To ensure a smooth evacuation process, it is recommended to take the most direct route to Highway 108 and Highway 49, which is typically South Washington Street from central Sonora.

To reduce congestion and ensure free-flowing traffic during evacuations and in general, a proposal has been put forward to remove all on-street parking along South Washington and other parallel routes commonly used during evacuation events. The removal of on-street parking will allow vehicles to move more freely, and the existing lanes that are used for parking could serve as additional lanes during an emergency event.

A city-wide parking study has been suggested to better understand the impact of removing on-street parking spots. This study will address the need for parking after the removal of on-street parking spots and provide alternative parking solutions.

Project Cost	Project Status
$280,000	Unfunded.


Existing On-Street Parking

Existing On-Street Parking

Existing On-Street Parking

City Parking Study (continued)

(Hazard Mitigation Action 7 and 53)

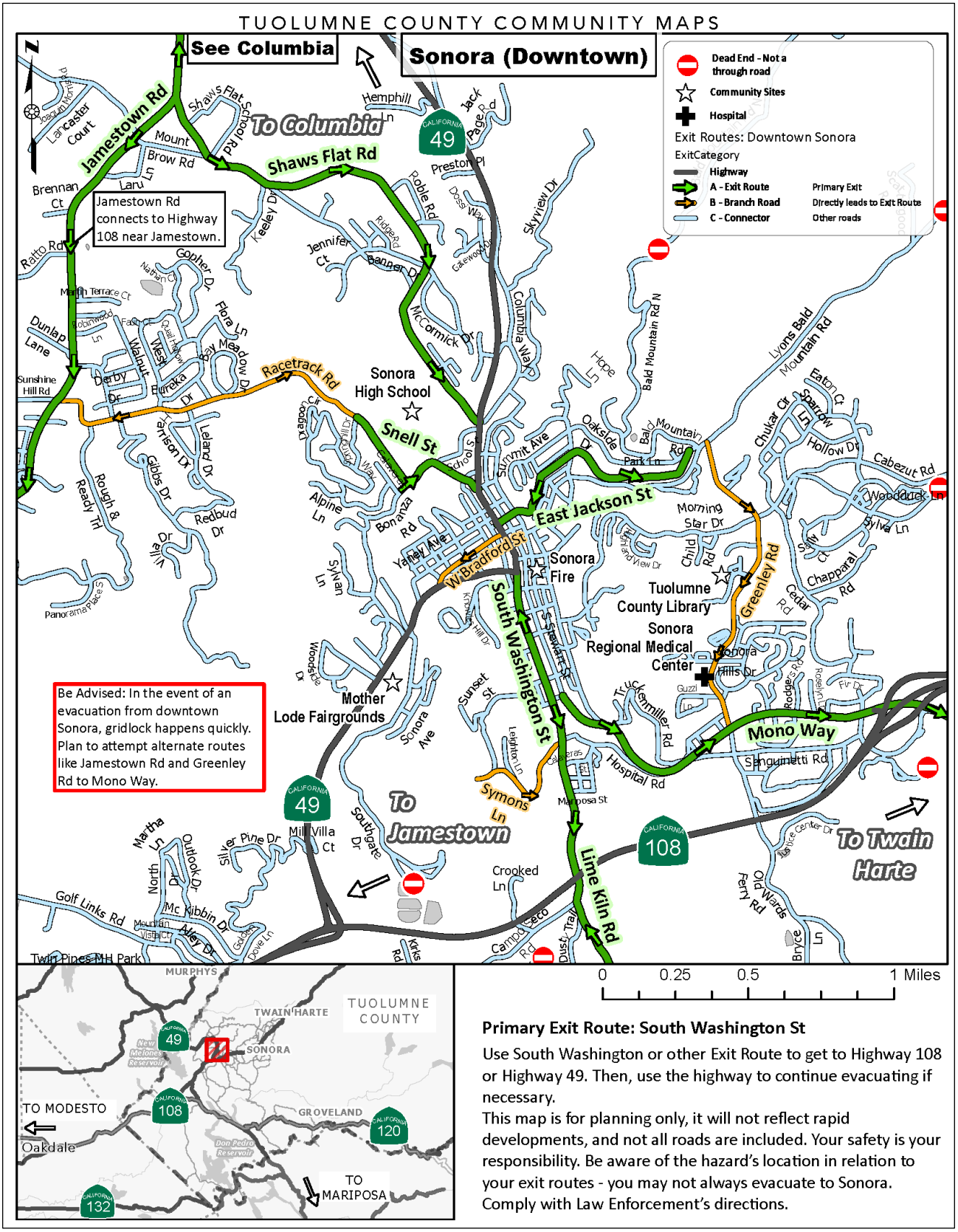

Primary Exit Route: South Washington St

Use South Washington or other Exit Route to get to Highway 108 or Highway 49. Then, use the highway to continue evacuating if necessary.

This map is for planning only, it will not reflect rapid developments, and not all roads are included. Your safety is your responsibility. Be aware of the hazard's location in relation to your exit routes - you may not always evacuate to Sonora. Comply with Law Enforcement's directions.

Medium

Annual Citywide ADA Sidewalk & Curb Ramp Upgrades

The Annual Citywide ADA Sidewalk and Curb Ramp Upgrades Project is an initiative aimed at enhancing the City's compliance with the Americans with Disabilities Act (ADA). This will upgrade sidewalks and curb ramps throughout the City of Sonora to improve accessibility for all residents and visitors. The project will enhance accessibility by making sidewalk and curb ramps more accessible for individuals with disabilities, utilize community outreach initiatives to involve residents in the decision-making process to prioritize areas that require immediate attention and will upgrade facilities to comply with current ADA regulations.

Project Cost	Phase
$45,000	Design/Env/Permitting
	Right of Way
$150,000	Construction
$195,000	**Total**

Project Status
Funding Needed

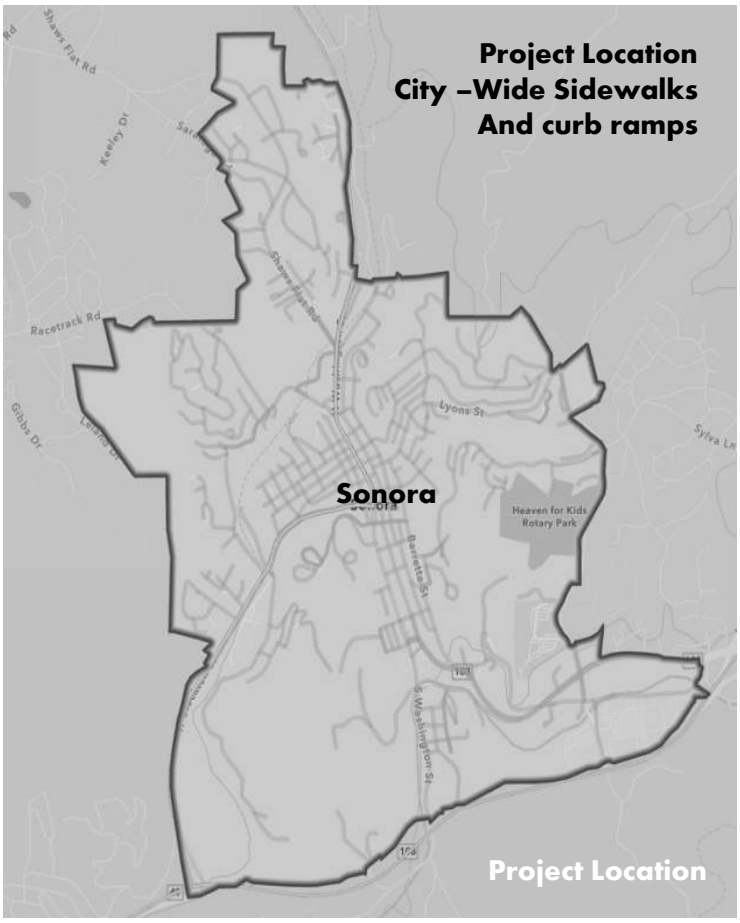

Low

Parking Lot Improvements

Mehun & Stewart Street/Shepherd Street Parking Lot

The existing parking lot located North of Mehun Street between Stewart and Shepherd Streets has approximately 9,710 square feet of parking area. The project will include a grind and overlay to rehabilitate the pavement surface. The parking lot will receive new striping to delineate parking stalls and drive aisles and arrow pavement markings to direct traffic through the one-way-direction parking lot. One ADA-compliant parking stall will be included in this project. A public restroom is attached to the parking lot's West side.

Project Cost	Phase
$25,000	Design/Env/Permitting
	Right of Way
$65,000	Construction
$90,000	**Total**

Project Status
Design Phase – Funding Needed.

Low

Sonora Creek Basin

S Stewart, Theall, and Sheperd Streets (Hazard Mitigation Action 28)

Project Description

As part of a larger hazard mitigation project aimed at reducing the impacts of flooding in the City of Sonora, which is uniquely situated above two natural water conveyance systems—Woods Creek and Sonora Creek—the Sonora Creek Basin has been proposed as one of the potential solutions. The Farmers Market parking lot, located at the corner of S. Stewart Street and Theall Street, was constructed over the Sonora Creek. Removing the parking lot and restoring the creek will create a detention basin designed to manage water flow through downtown Sonora during significant storm events. The basin will alleviate stress at the convergence point of Sonora Creek and the Sonora Main Drain, which is located further downstream, by temporarily detaining excess water during large storms and gradually releasing it downstream at a reduced volume, the basin will help prevent flooding of homes and businesses.

Additional planning is needed at this time for the Sonora Creek Basin Project.

Project Cost	Phase
$75,000	Design/Env/Permitting
	Right of Way
	Construction
$75,000	**Total**

Project Status
Planning – Funding Needed

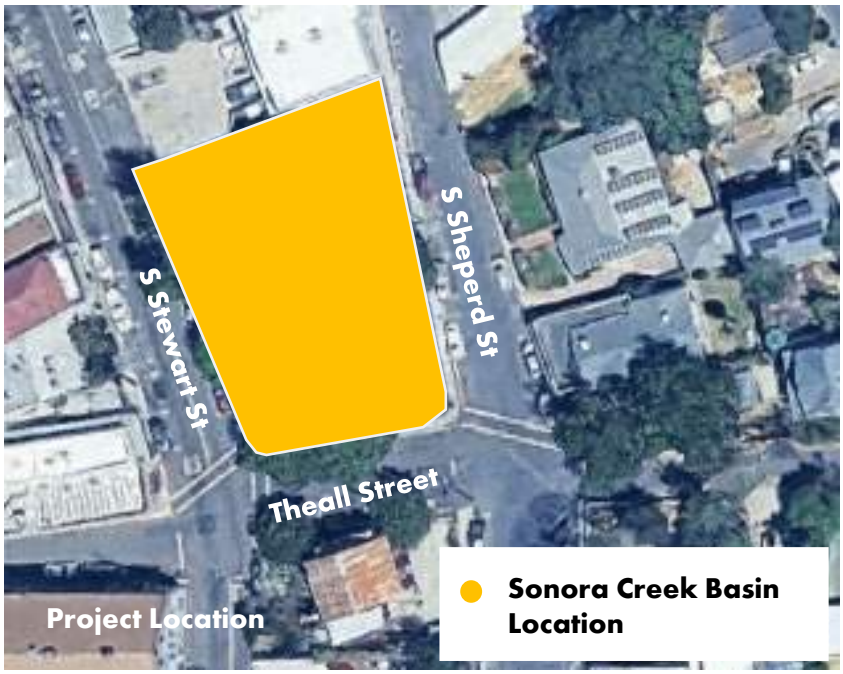

Low

North Stewart Street Retaining Wall Replacement

Between Elkin Street and Wall Street

Project Description

The existing retaining wall along North Stewart Street between Elkin Street and Wall Street is starting to fail. The existing wall is approximately 850 feet in length and varies in height from 2 feet to 10 feet with the bulk of the wall being approximately 6 to 7 feet in height. The existing retaining wall is beginning to lose its structural stability and is leaning (up to 14.5% out of plumb in some locations) allowing the upslope fill to move and distress private balcony supports on houses that are located upslope of the wall. The existing retaining wall is in need of replacement within four years.

Project Cost	Phase
$260,000	Design/Env/Permitting
$10,000	Right of Way
$2,230,000	Construction
$2,500,000	**Total**

Project Status
Design Phase – Funding Needed.

Low

Hope Lane Storm Drain Improvements

Between E Oakside Drive and E Jackson Street

Project Description

The main storm drain pipeline between E Oakside Drive and E Jackson Street consists of a 15” pipe flowing into a 12” pipe, which in turn flows into an 8” pipe and back into a 15” pipe. The crown elevations of all of these pipes are flush, creating steps in the pipe invert elevations. Over the years, the invert steps have silted over, and blockages in the overall pipeline have occurred. To address this issue, this project would replace all of the pipes along this stretch of roadway with a 15” pipe, approximately 400 feet of new 15” pipe. This project would also construct improvements to the drain inlets at E Oakside Drive, E Jackson Street, and along Hope Lane to alleviate the local street flooding.

Project Cost	Phase
$65,000	Design/Env/Permitting
	Right of Way
$437,498	Construction
$502,498	**Total**

Project Status
Design Phase – Funding needed.

Low

Snell Street Road Reconstruction (Phase II)

Bonanza Road to N Washington St

Project Description

The Snell Street Road Reconstruction and Sidewalk Improvement Project will address the deteriorating conditions of Snell Street, an important and heavily traveled route leading to Sonora High School. The project will focus on repairing the worn-out pavement caused by heavy usage and making sidewalk improvements along the stretch of Snell Street between Bonanza Road and N Washington Street. By implementing the Snell Street Road Reconstruction Project, safety and accessibility for pedestrians and motorists using Snell Street will be improved.

Project Cost	Project Status
$1,200,000	Design Phase- Funding Needed.

Low

City Parking Garage Repair and Improvements

94 North Washington Street

Project Description

The three-story parking garage was built around 1985 using precast concrete components. Excessive cracking was noticed on the top deck (third floor), which allowed excess water to seep through to the second deck below. Consequently, the City hired Weatherby-Reynolds-Fritson (WRF), a structural engineering and design firm, to assess and make recommendations for maintenance and repairs. WRF suggested repairs including cleaning and patching the damaged, deteriorating, and spalling topping concrete slab using an epoxy resin solution. Additionally, WRF recommended abandoning the twenty-foot on-center north-south expansion joints and using the north-south double-tee joist panel joints for temperature expansion.

Project Cost	Project Status
$750,000	Design Phase- Funding Needed.



Medium

Farmers Market Sidewalk Repair Project

Stewart Street and intersection with Theall Street

Project Description

The sidewalk on the eastern side of Stewart Street, north of the intersection with Theall Street, is damaged and poses a tripping hazard to pedestrians. It requires repairs. Specifically, approximately 55 feet of sidewalk slabs between Theall Street and the main driveway to the parking lot need to be replaced. In addition, the concrete entrance apron to the main driveway needs replacement, and about 84 feet of rolled concrete curb and sidewalk north of the main driveway entrance also need to be replaced.

Project Cost	Phase
$165,000	Design/Env/Permitting
	Right of Way
$575,000	Construction
$740,000	**Total**

Project Status
Implementation -LTF

Project Location

Large Crack Sidewalk Crack

Driveway Patching and Cracking

Sidewalk Patching

Low

Barretta Street Upper Retaining Wall Replacement

Eastside of Barretta Street

Project Description

The retaining wall on the east side of Baretta Street, by the Sonora Dome Building, is leaning because of pressure from the nearby large trees' root systems. The lower retaining wall is still structurally sound. The trees must be removed, and the upper retaining wall needs to be replaced.

Project Cost	Phase
$85,000	Design/Env/Permitting
$15,000	Right of Way
$360,000	Construction
$460,920	**Total**

Project Status
Planning Phase – Funding Needed

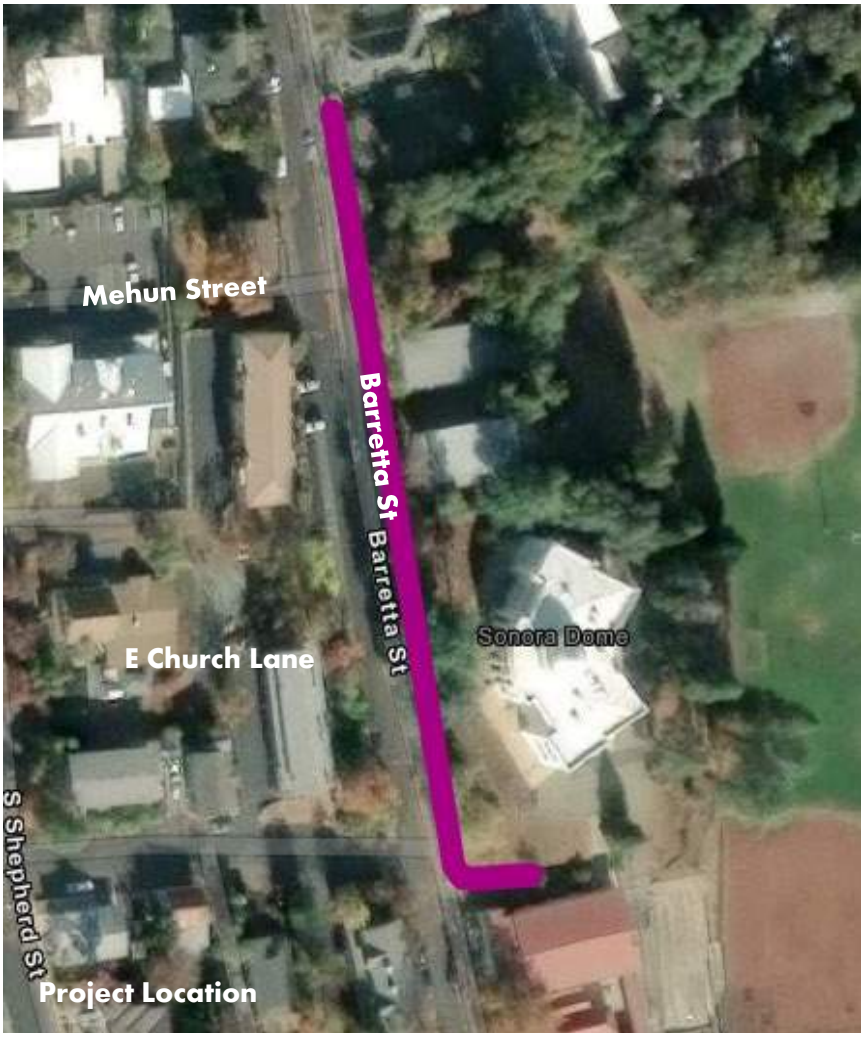

Item C.

Low

Barretta Street/Church Street Intersection Improvements Study

The intersection of Barretta Street and Church Street

Project Description

The intersection of Barretta Street and Church Street has steep grades, which creates safety concerns due to the limited visibility of oncoming traffic. Currently, there is only one stop sign on the north leg of Barretta Street. An intersection study is necessary to identify and address the existing safety issues at this intersection.

Project Cost	Project Status
$25,000 (Planning)	Planning Phase- Funding Needed

Hospital Road Reconstruction

Between Sierra RR and Pine Street

Project Description

Hospital Road between Washington Street and Mono Way is in an advanced state of degradation with large areas of full road structural section failure. The condition of this portion of the road has the potential to cause damage to vehicles traveling through this area. Sierra Northern Railroad is scheduled to replace the at-grade crossing on Hospital Road in the summer of 2024 and repair the damage caused by the recent train derailment along Hospital Road that occurred in late January of 2024. It would be in the best interest of the City of Sonora to join forces with Sierra Northern Railroad this summer and reconstruct Hospital Road to the limits described and provide a complete project.

Project Cost	Phase
$73,946	Design/Env/Permitting
	Right of Way
$456,113	Construction
$530,059	**Total**

Project Status
Design Phase – Funding Needed.

Local Hazard Mitigation Action

In early 2024, the City of Sonora adopted a Local Hazard Mitigation Plan (LHMP) which was developed with the intention of providing the City with clear direction for hazard mitigation action planning. The LHMP identifies natural and human-caused hazards that threaten City infrastructure operations, and people. The LHMP also provides resources, information, and strategies to reduce the risk.

Hazard Mitigation plays an important role in reducing the impacts of disasters by identifying effective and feasible actions to reduce the risks posed by potential hazards before they occur.

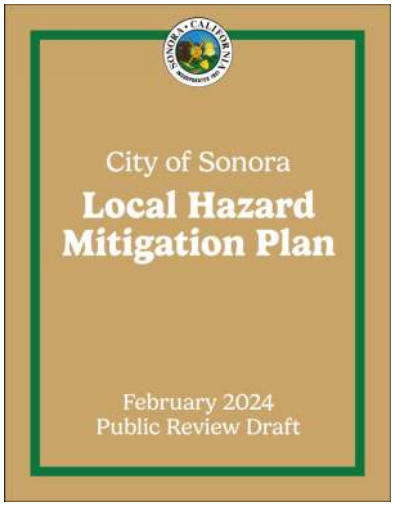

City of Sonora, Local Hazard Mitigation Plan Link

The City of Sonora Local Hazard Mitigation Plan, Public Review Draft can be accessed following the link below:

https://sonoraca.com/wp-content/uploads/2024/02/Sonora-LHMP_Public-Review-Draft.pdf

Hazard Mitigation Actions
The LHMP Planning Team worked together to identify mitigation actions and establish the responsible department, priority level and timeline. Table 5-2 from the LHMP identifies the mitigation action, hazard(s) addressed, agency and/or department responsible for implementation, and priority. The timeline for implementation is defined as follows:

- Ongoing: currently in process; or 1-2 years and ongoing thereafter;
- Short-Term: 1 to 2 year;
- Medium Term: 3 to 4 years; and
- Long-Term: 5+ years.

The mitigation actions considered for the City were ultimately included in the LHMP and Table 5-2, Hazard Mitigation Actions. There were no mitigation actions considered but ultimately excluded from the LHMP. Table 5-2 from the LHMP has been included on the following pages.

Table 5-2
Hazard Mitigation Actions

#	Mitigation Action	Hazard(s) Assessed	Responsible Department	Funding Sources	Priority	Timeline
1	Evaluate pricing plans for satellite internet providers (such as Starlink, HughesNet, or Viaset) as a back-up communication method during emergency scenarios, where power or cable internet service is unavailable for extended periods of time. Seek grant funding and community partners (such as the local school districts) for cost-sharing purposes.	All Hazards	**Internal:** Public Works Department, Police Department, Fire Department. **External**: Sonora Elementary School District, Sonora Union High School District, Tuolumne County OES.	**FEMA**: Emergency Management Performance Grant, Emergency Operations Center Grant Program [*City may be required to submit grant as a subapplicant under the Tuolumne County Operational Area*]	Medium	Long-Term
2	Promote opportunities to volunteer and partner with the American Red Cross – Gold Country Region through existing City communication channels, such as social media, City newsletters and public hearings. Promote Red Cross programming efforts such as Red Cross Month. Connect local community groups with Red Cross programming and resources.	All Hazards	**Internal:** Administration Department, Community Development Department. **External:** American Red Cross.	Staff time, City General fund.	Medium	Ongoing
3	Encourage residents and community leaders to participate in Red Cross training programs, including basic shelter training and shelter supervisor training. Partner with local and County Community Emergency Response Teams (CERT) and Search and Rescue Teams to participate in Red Cross training programs, such as first aid and CPR.	All Hazards	**Internal:** Community Development Department, Administration Department. **External:** American Red Cross.	Staff time, City General fund.	Medium	Ongoing
4	Establish a Social Services Impact Fee, development fees to fund increased demands on police and fire department services, and help public safety agencies maintain adequate personnel and response times during emergency incidents.	All Hazards	**Internal:** Administration, Community Development, Sonora Fire Department, Sonora Police Department.	Staff time, City General fund.	Medium	Medium-Term
5	Seek grant funding for a City-wide evacuation study, to evaluate the local roadway system capacity and limitations during a hazard incident. Identify roadways that do not meet current code width and turning-radius standards, and neighborhoods with limited opportunities for ingress/egress. Identify areas where on-street parking could be reduced or limited to allow for improved emergency access. Use the planning process to identify recommended transportation improvements, implementation, and phasing.	All Hazards	**Internal:** Community Development Department, Public Works Department, Administration Department, Police Department, Fire Department.	**CalFire:** Wildfire Prevention Grants Program. **FEMA**: Emergency Management Performance Grant, Emergency Operations Center Grant Program [*City may be required to submit grant as a subapplicant under the Tuolumne County Operational Area*]; Hazard Mitigation Grant Program (HMGP).	Medium	Medium-Term
6	Integrate City-wide evacuation considerations and best practices into the City Emergency Operations Plan Update. Identify areas where traffic lanes can accommodate one way egress out of the planning area, or roadway shoulders could be utilized as emergency evacuation lanes. Include considerations for evacuations during business hours or holiday weekends, when City population can peak at 25,000 individuals.	All Hazards	**Internal:** Community Development Department, Public Works Department, Administration Department, Police Department, Fire Department.	Staff time, City General fund.	High	Short-Term
7	Identify key locations to construct off-street parking garages to reduce on-street parking and improve emergency ingress/egress. Focus priority within downtown Sonora and older neighborhoods where residential units do not have garage or off-street parking space.	All Hazards	**Internal:** Public Works Department, Community Development Department, Sonora Fire Department, Sonora Police Department.	For Site Identification/Feasibility - Staff time, City General fund. For Off-Street Parking Construction - **FEMA**: Building Resilient Infrastructure and Communities (BRIC); Hazard Mitigation Grant Program (HMGP).	High	Long-Term
8	Seek grant funding to purchase radio communications systems for use in emergency situations where other forms of communication are not available. Establish internal communication protocols for use of the radio communication systems and identify key points of contact within City Departments. Partner with external agencies such as local school districts and Adventist Health to expand the radio communications network in case of an emergency.	All Hazards	**Internal:** Fire Department, Police Department, Administration Department. **External**: Adventist Health, Sonora Elementary School District, Sonora Union High School District.	**FEMA**: Emergency Management Performance Grant, Emergency Operations Center Grant Program. [*City may be required to submit grant as a subapplicant under the Tuolumne County Operational Area*]	Medium	Long-Term
9	Seek grant funding to purchase a mobile command unit or trailer, for public safety agencies to stage emergency operations and dispatch in close proximity to the emergency incident. Include communication technology/radio dispatch, workstations, and storage compartments. Consider partnerships with external public safety agencies for cost sharing and maintenance.	All Hazards	**Internal:** Sonora Fire Department, Sonora Police Department, Administration Department. **External:** Tuolumne County Sheriff's Office, Tuolumen County Fire Department, Cal FIRE – TCU.	**FEMA**: Emergency Management Performance Grant, Emergency Operations Center Grant Program. [*City may be required to submit grant as a subapplicant under the Tuolumne County Operational Area*]	Low	Long-Term
10	Purchase a mobile cell site on a rapid-deployment unit for use during Power Safety Shut Offs (PSPS).	All Hazards	**Internal:** Sonora Fire Department, Sonora Police Department, Administration Department.	**FEMA**: Emergency Management Performance Grant, Emergency Operations Center Grant Program. [*City may be required to submit grant as a subapplicant under the Tuolumne County Operational Area*]	Low	Long-Term
11	Purchase equipment for the City Emergency Operations Center in accordance with FEMA's Authorized Equipment List. High priority equipment includes: computers, phones, portable dispatch modules, radios, personal protective equipment, office supplies, and tools.	All Hazards	**Internal:** Sonora Fire Department, Sonora Police Department, Administration Department.	**FEMA**: Emergency Management Performance Grant, Emergency Operations Center Grant Program. [*City may be required to submit grant as a subapplicant under the Tuolumne County Operational Area*]	Medium	Medium-Term

Table 5-2 (continued)
Hazard Mitigation Actions

#	Mitigation Action	Hazard(s) Assessed	Responsible Department	Funding Sources	Priority	Timeline
12	Build a new or renovated Police Station and Emergency Dispatch, that meets both the department's requirements and community safety needs. Ensure new or renovated construction incorporates current building code requirements, security concerns, and updated technology that would ensure the Police Station would withstand natural disasters. Identify operational and functional deficiencies with the current Police Station (Critical Facility #3) to inform key upgrade components in the new or renovated Police Station.	All Hazards	**Internal:** Sonora Police Department, Administration Department, Public Works Department.	**FEMA**: Emergency Management Performance Grant, Emergency Operations Center Grant Program. [*City may be required to submit grant as a subapplicant under the Tuolumne County Operational Area*]	Medium	Long-Term
13	Participate in regular safety and public awareness campaigns regarding natural and human-caused hazards, and partner with local stakeholders to distribute awareness materials. Include best practices and awareness for emergency evacuations and shelter-in-place orders. Include considerations for "hard to reach groups", such as senior citzens, disabled persons, or low income households, who may not consume traditional media or outreach approaches.	All Hazards	**Internal:** Sonora Fire Department, Sonora Police Department, Administration Department.	Staff time, City General fund.	Medium	Ongoing
14	Partner with the Red Cross to identify additional shelter locations within the City suitable for use during a variety of natural or human-caused hazard scenarios. Continue to ssist the Red Cross with proactively staging required shelter equipment and resources.	All Hazards	**Internal:** Sonora Fire Department, Sonora Police Department. **External:** American Red Cross.	Staff time, City General fund.	Medium	Ongoing
15	Promote communication/programming efforts from the Area 12 Agency on Aging organization related to natural hazard preparedness and emergency evacuation for senior citizens.	All Hazards	**Internal:** Community Development, Administration Department. **External:** Area 12 Agency	Staff time, City General fund.	Medium	Ongoing
16	Advocate for PG&E to continue undergrounding powerlines within the planning area, along with supporting enhanced powerline safety settings and other grid strengthening projects to reduce Public Safety Power Shutoff (PSPS) incidents.	All Hazards	**Internal:** Public Works Department, Community Development Department. **External:** PG&E	Staff time, City General fund.	Medium	Ongoing
17	Use Mobile LiDAR to create a pavement management database, sign inventory and other asset management uses.	All Hazards	**Internal:** Public Works Department, Administration Department.	**USDA**: Rural Economic Development Loan & Grant Program **FEMA**: Building Resilient Infrastructure and Communities (BRIC); Hazard Mitigation Grant Program (HMGP).	Low	Long-Term
18	Establish incentive pay structure for police and fire department staff to participate in specialized training, such as the Public Information Officer Program, Standardized Emergency Management System (Disaster Response), or similar.	All Hazards	**Internal:** Fire Department, Police Department, Administration Department.	Staff time, City General fund.	Medium	Ongoing
19	Support Tuolumne Utilities District (TUD) in ongoing efforts to acquire assets from PG&E, and maintenance/ improvements on the local water flume system.	All Hazards	**Internal:** Public Works Department. External: Tuolumne Utilities District, PG&E	Staff time, City General fund.	Medium	Ongoing
20	Continue conducting mobile outreach to homeless or transient individuals in the planning area. Use outreach efforts to connect individuals with shelters and social services offered by the City and Tuolumne County.	All Hazards	**Internal:** Sonora Police Department. **External:** Tuolumne County Department of Social Services.	**California Business, Consumer Services and Housing Agency**: Encampment Resolution Funding (ERF) Program, Homeless Housing, Assistance, and Prevention (HHAP) Grant Program **California Department of Housing and Community Development (HCD):** Emergency Solutions Grants Program (ESG)	High	Ongoing
21	Establish an online database for code enforcement, violation, and inspection procedures.	All Hazards	**Internal:** Community Development, Public Works Department.	Staff time, City General fund.	Medium	Short-Term
22	Seek grant funding to implement the Main Drain Improvement Project, as identified in the Main Drain Field Inspection and Condition Assessment Technical Memorandum. Main Drain improvements are anticipated to enhance stormwater flows and reduce flooding in Downtown Sonora but may convey stormwater flows beyond system capacity downstream in Sonora Creek. In addition to Main Drain Improvements, also identify and fund solutions to mitigate flooding at the Main Drain outlet structure on the 100 block of W Stockton Street (SR 49) and other downstream facilities.	Multiple Hazards (Flood; Severe Weather [Ice/Hail/Snowstorm])	**Internal:** Finance Department, Public Works Department.	**FEMA**: Building Resilient Infrastructure and Communities (BRIC); Hazard Mitigation Grant Program (HMGP).	High Priority	Medium-Term
23	Continue to enforce City Ordinance Number 889 added to the City Municipal Code Chapter 9.61, prohibiting camping, occupying camp facilities, or using camp paraphernalia within 25-feet of critical infrastructure or areas designated as a Fire Hazard Severity Zone. The purpose of this ordinance is to mitigate the threat of wildfire and damage to critical infrastructure.	Multiple Hazards (Hazardous Materials; Wildfire)	**Internal:** Sonora Fire Department, Sonora Police Department.	Staff time, City General fund.	Medium	Ongoing
24	Continue to enforce City Ordinance Number 888 added to the City Municipal code Chapter 9.62, alleviating hazardous conditions of encampments by authorizing the Public Works Department or other authorized agent to conduct temporary clean and clear operations and permanent encampment closures as necessary to protect the public welfare, health and safety. The purpose of this ordinance is to mitigate the threat of wildfire and damage to critical infrastructure.	Multiple Hazards (Hazardous Materials; Wildfire)	**Internal:** Public Works Department.	Staff time, City General fund.	Medium	Ongoing
25	Seek grant funding to purchase permanent and emergency generators in coordination with community stakeholders. At a minimum, coordinate to purchase: (1) two generators in partnership with Sonora High School, to allow for extended shelter in place during power outages and (2) back-up power solutions and battery energy storage system (BESS) in partnership with Adventist Health, to maintain standard of health care during power outages.	Multiple Hazards (Severe Weather [Extreme Heat, Windstorms, Power Outage]; Wildfire)	**Internal:** Public Works Department, Administration Department. **External:** Sonora High School, Adventist Health.	**FEMA**: Building Resilient Infrastructure and Communities (BRIC); Hazard Mitigation Grant Program (HMGP). **Cal OES**: PrepareCA Match; PrepareCA Jump Start.	High	Medium-Term

Table 5-2 (continued)
Hazard Mitigation Actions

#	Mitigation Action	Hazard(s) Assessed	Responsible Department	Funding Sources	Priority	Timeline
26	Support long-term microgrid projects strategically located at critical facilities to avoid extended power outages during Public Safety Power Shutoff (PSPS) incidents. Co-locate and cost-share microgrid projects between multiple critical facilities where feasible, such as Adventist Health (Critical Facility #30 and 31) and Sonora Elementary School (Critical Facility #26).	Multiple Hazards (Severe Weather [Extreme Heat, Windstorms, Power Outage]; Wildfire)	**Internal:** Public Works Department, Administration Department. **External:** Adventist Health, Sonora Elementary School District, Sonora Union High School District.	**FEMA**: Building Resilient Infrastructure and Communities (BRIC); Hazard Mitigation Grant Program (HMGP). **Cal OES**: PrepareCA Match; PrepareCA Jump Start.	Medium	Long-Term
27	Partner with Sonora High School and conduct a feasibility study with a traffic engineer to re-align ingress/egress, allowing adequate flow of traffic during emergency scenarios. Consider locating a bus turnout along West School Street to allow for two-way traffic during peak pick-up/drop-off times. Consider alternative striping and flow of traffic options for the surface parking lot at the intersection of West School Street/Snell Street.	Multiple Hazards (Human-Caused Hazards [Active Shooter/Mass Casualty]; Wildfire)	**Internal:** Public Works Department. **External:** Sonora Union High School District.	Staff time, City General fund.	Medium	Medium-Term
28	Identify opportunities to expand capacity of Woods Creek such as riprap, dredging, or vegetation clearance programs to avoid overtopping or flooding at critical facilities. Coordinate stormwater capacity efforts with Main Drain Improvements.	Multiple Hazards (Flood; Severe Weather [Ice/Hail/Snowstorm])	**Internal:** Public Works Department.	**FEMA**: Hazard Mitigation Grant Program (HMGP); Flood Mitigation Assistance; Building Resilient Infrastructure and Communities (BRIC). **Cal OES**: PrepareCA Match; PrepareCA Jump Start. **DWR**: Floodplain Management, Protection, and Risk Awareness Grant Program	High	Long-Term
29	Promote the PG&E Report It app as a means to report hazardous trees or vegetation conditions, or other non-emergency concerns related to PG&E infrastructure.	Multiple Hazards (Severe Weather [Extreme Heat, Windstorms, Power Outage]; Wildfire)	**Internal:** Sonora Fire Department, Administration Department. **External:** PG&E.	Staff time, City General fund.	Medium	Ongoing
30	Promote and publicize local trash clean ups hosted by community groups such as 1 Pile at a Time and other volunteer organizations.	Multiple Hazards (Hazardous Materials; Wildfire)	**Internal:** Community Development Department, Administration Department. **External:** 1 Pile at a Time and other community-based volunteer organizations.	Staff time, City General fund	Low	Ongoing
31	Support Tuolumne Utilities District (TUD) public outreach efforts regarding drought and water conservation. Develop communication methods targeted to underserved communities or vulnerable populations, who may be uniquely impacted by water surcharges or other drought-related fee increases.	Drought	**Internal:** Community Development Department, Administration Department. **External:** Tuolumne Utilities District.	Staff time, City General fund.	Medium	Ongoing
32	Proactively monitor drought conditions and water conservation warnings issued by State agencies or Tuolumne Utilities District (TUD).	Drought	**Internal:** Community Development Department, Administration Department. External: Tuolumne Utilities District	Staff time, City General fund.	Medium	Ongoing
33	Improve the bridge at Southgate Drive over Sonora Creek (Critical Facility #10), to remain passable during major flood events. If bridge improvements are determined to be infeasible, then work to establish a secondary access point to allow for ingress/egress to the Sonora WTP and residential community off of Southgate Drive during heavy rains. Options could include another access point between Southgate Drive and West Stockton Street (SR-49), or obtaining an easement to connect Gerrymander Avenue with West Sunset Street.	Flood	**Internal:** Public Works Department. **External:** Caltrans	**FEMA**: Hazard Mitigation Grant Program (HMGP); Flood Mitigation Assistance; Building Resilient Infrastructure and Communities (BRIC). **Cal OES**: PrepareCA Match; PrepareCA Jump Start.	Medium	Long-Term
34	Integrate key security measures at Sonora High School, including: electronic key card access system for school buildings and classrooms, strategic fencing around the campus, security lighting, alert/communication systems, and camera systems with remote access for police tie-in. Proactively stage emergency supplies in each classroom, including go buckets with ready to eat foods and pop-up restrooms for prolonged shelter in place scenarios. Replenish/replace emergency supplies as required.	Human-Caused Hazards (Active Shooter/Mass Casualty)	**Internal:** Sonora Police Department. **External:** Sonora Union High School District.	**FEMA:** Hazard Mitigation Grant Program (HMGP); Flood Mitigation Assistance; Building Resilient Infrastructure and Communities (BRIC). **Cal OES**: PrepareCA Match; PrepareCA Jump Start.	Medium	Ongoing
35	Host an inter-agency active shooter training, utilizing Adventist Health facilities as a training exercise location. Partner with external public safety agencies to ensure adequate fire and police coverage within the planning area during the active shooter training. Seek grants to support annual training and resourcing.	Human-Caused Hazards (Active Shooter/Terrorism/Mass Casualty)	**Internal:** All Sonora City Departments **External:** Adventist Health	**FEMA**: Emergency Management Performance Grant [*City may be required to submit grant as a subapplicant under the Tuolumne County Operational Area*]	Medium	Ongoing
36	Enhance the City server and Virtual Private Network (VPN) capabilities to promote cybersecurity. Establish one computer network for all City Departments (including Police and Fire Departments) to maximize file sharing and communication capabilities, while reducing redundancy.	Human-Caused Hazards (Cyberattacks)	**Internal:** Administration Department.	**FEMA**: State and Local Cybersecurity Grant Program [*City may be required to submit grant as a subapplicant under the Tuolumne County Operational Area*]	Low	Ongoing
37	Coordinate with the Sonora Police and Fire Departments to enhance communication and intelligence for political/social instances that would result in civil disturbance or unrest.	Human-Caused Hazards (Civil Disturbance)	**Internal:** Police Department, Fire Department, Administration Department.	Staff time, City General fund.	Medium	Ongoing
38	Continue to coordinate with Tuolumne County regarding aircraft and flight safety regulations implemented at Columbia Airport. Continue to promote the City of Sonora as a Noise Sensitive Area, and advocate aircraft traveling to Columbia Airport to avoid low flying over people/property or creating excessive noise.	Human-Caused Hazards (Aircraft Accident)	**Internal:** Administration Department. **External:** Tuolumne County Department of Public Works/Airport Management Staff	Staff time, City General fund.	Low	Ongoing

Table 5-2 (continued)
Hazard Mitigation Actions

#	Mitigation Action	Hazard(s) Assessed	Responsible Department	Funding Sources	Priority	Timeline
39	Support Sonora High School in mitigating Dunlavy Stadium landslide concerns by installing a French Drain to direct surface water and groundwater flows away from structures and building foundations.	Landslide	**Internal:** Administration Department. **External:** Sonora Union High School District.	**FEMA:** Hazard Mitigation Grant Program (HMGP); Flood Mitigation Assistance; Building Resilient Infrastructure and Communities (BRIC). **Cal OES**: PrepareCA Match; PrepareCA Jump Start. **DWR**: Floodplain Management, Protection, and Risk Awareness Grant Program	Medium	Long-Term
40	Consider using ground penetrating radar to map historic underground tunnels/mines for use in evaluating sinkhole risk/vulnerability. Integrate digital as-built conditions with historic data and mining maps.	Landslide/Sinkholes	**Internal:** Public Works Department	**FEMA:** Hazard Mitigation Grant Program (HMGP); Building Resilient Infrastructure and Communities (BRIC).	Low	Long-Term
41	Continue to coordinate with Tuolumne County Public Health Department and follow the most recent guidance to address pandemics, including the recent COVID-19 pandemic.	Pandemic	**Internal:** Administration Department. **External:** Tuolumne County Public Health Department	Staff time, City General fund.	Low	Ongoing
42	Support Sonora Elementary School in seeking grant funding to conduct seismic retrofits at historic dome structure.	Seismic Hazards (Fault Rupture, Groundshaking)	**Internal:** Administration Department. **External:** Sonora Elementary School District	**FEMA:** Hazard Mitigation Grant Program (HMGP); Building Resilient Infrastructure and Communities (BRIC). **Cal OES**: PrepareCA Match; PrepareCA Jump Start.	Low	Long-Term
43	Identify historic structures in need of seismic retrofit and prioritize implementation as funding becomes available.	Seismic Hazards (Fault Rupture, Groundshaking)	**Internal:** Public Works Department	Staff time, City general fund.	Low	Ongoing
44	Purchase an Air Conditioning Unit and install HVAC systems at the Sonora High School gym annex, for use as a community cooling center during extreme heat events.	Severe Weather (Extreme Heat)	**Internal:** Finance Department, Public Works Department **External:** Sonora High School	**FEMA:** Hazard Mitigation Grant Program (HMGP); Building Resilient Infrastructure and Communities (BRIC). **Cal OES**: PrepareCA Match; PrepareCA Jump Start. **OPR**: Adaptation Planning Grant Program; Regional Resilience Planning and Implementation Grant Program	Medium	Medium-Term
45	Continue to distribute severe weather alerts, warnings, and advisories from the National Weather Service (NWS). Ensure community members are aware of severe weather risks and have adequate notice to prepare.	Severe Weather (Ice/Hail/Snowstorm, Thunder/Lightening, Tornado)	**Internal:** Sonora Police Department, Sonora Fire Department, Administration Department.	Staff time, City general fund.	High	Ongoing
46	Extend the life of backup battery power on City traffic signals. Identify streetlights where backup battery power would be most beneficial to facilitate safe ingress/egress in the community.	Severe Weather (Extreme Heat, Windstorm, Power Outage)	**Internal:** Public Works Department.	**FEMA:** Hazard Mitigation Grant Program (HMGP); Building Resilient Infrastructure and Communities (BRIC). **Cal OES**: PrepareCA Match; PrepareCA Jump Start. **USDA**: The Rural Energy Pilot Program (REPP)	Medium	Long-Term
47	Partner with PG&E to promote the Generator and Battery Rebate program, to incentivize residents and businesses to purchase back-up generators for use during Public Safety Power Shutoff (PSPS) events.	Severe Weather (Extreme Heat, Windstorm, Power Outage)	**Internal:** Public Works Department. **External:** PG&E.	**FEMA:** Hazard Mitigation Grant Program (HMGP); Building Resilient Infrastructure and Communities (BRIC) **Cal OES**: PrepareCA Match; PrepareCA Jump Start.	Medium	Ongoing
48	Monitor the National Volcano Early Warning System and Eruption Forecasts for the Long Valley Caldera/Mono-Inyo Volcano Chain. If Volcano Eruption Warning or Watch conditions are issued, distribute relevant safety messaging from USGS and regional public safety partners.	Volcano	**Internal:** Sonora Fire Department.	Staff time, City General fund.	Low	Ongoing
49	Work with the City Fire Department, Tuolumne County Fire Department, and Cal FIRE to evaluate advancements in wildfire fighting, detection, and suppression technology. Where appropriate, partner to fund or purchase technology identified to have benefits all across multiple public safety agency jurisdictions.	Wildfire	**Internal:** Sonora Fire Department. **External:** Tuolumne County Fire Department, Cal FIRE.	**FEMA**: Hazard Mitigation Grant Program (HMGP); Building Resilient Infrastructure and Communities (BRIC) **Cal OES**: PrepareCA Match; PrepareCA Jump Start. **Cal FIRE**: Wildfire Prevention Grants Program	High	Medium-Term
50	Work with Caltrans to establish sufficient defensible space and vegetation management programs along major evacuation corridors, including State Route 49 (SR 49) and State Route 108 (SR 108). Seek grant funding to complete roadside clearing within the City right-of-way.	Wildfire	**Internal:** Public Works Department. **External:** Caltrans.	**FEMA**: Hazard Mitigation Grant Program (HMGP); Building Resilient Infrastructure and Communities (BRIC). **Cal OES**: PrepareCA Match; PrepareCA Jump Start. **USDA/US Forest Service**: Community Wildfire Defense Grant **Cal FIRE**: Wildfire Prevention Grants Program	High	Ongoing
51	Coordinate with the City Council to adopt an advocacy agenda regarding the unique impacts associated with homelessness/unregulated camping and wildfire vulnerability/risk within the planning area. Highlight state policy and regulations regarding homelessness that are inconsistent with best practices for public safety in high wildfire hazard zones. Establish lines of communication for advocacy through local State Assembly and State Senators. Consider partnerships with neighboring jurisdictions or public safety agencies with similar advocacy agendas. Consider contracting with a professional advocacy or lobbyist consultant to advance the City's agenda.	Wildfire	**Internal:** Administration Department and City Council.	Staff time, City General fund.	High	Short-Term
52	Partner with the American Red Cross Sound the Alarm program, to help distribute and install free smoke detectors in homes. Prioritize distribution and installation within the Social Vulnerable Population (SVP) (Census Tract 12), or within other small neighborhood/communities where populations are known to have characteristics associated with social vulnerability. Promote the Sound the Alarm program through existing City communication channels.	Wildfire	**Internal:** Fire Department. **External:** American Red Cross	Staff time, City General fund.	High	Ongoing

Table 5-2 (continued)
Hazard Mitigation Actions

#	Mitigation Action	Hazard(s) Assessed	Responsible Department	Funding Sources	Priority	Timeline
53	Establish two or three critical facilities within the City that are suitable for a designated shelter in place during a wildfire scenario. Facilities for consideration include: Sonora High School, Sonora Elementary School, Adventist Health Pavilion Laboratory, and commercial centers/surface parking lots at the intersection of SR 108 and Old Wards Ferry Road. Identify opportunities to make each designated shelter in place location more resistant to wildfire hazards, such as expanding defensible space around the property, upgrading construction materials to be ignition resistant, and proactively staging emergency response equipment/materials. Seek grant funding for such improvements.	Wildfire	**Internal:** Public Works Department, Sonora Fire Department, Administration Department. **External:** Adventist Health Pavilion Laboratory, Sonora Union High School District, Sonora Elementary School District.	**FEMA**: Hazard Mitigation Grant Program (HMGP); Building Resilient Infrastructure and Communities (BRIC). **Cal OES**: California Wildfire Mitigation Program, PrepareCA Match; PrepareCA Jump Start. **USDA/US Forest Service**: Community Wildfire Defense Grant **Cal FIRE**: Wildfire Prevention Grants Program	High	Long-Term
54	Secure grant funding to implement a community wildfire retrofit program for property owners within Very High Fire Hazard Severity Zones. Replicate the California Wildfire Mitigation Program pilot Home Hardening project, where FEMA grant funding is distributed through the local jurisdiction to eligible private property owners to conduct wildfire retrofits. Wildfire retrofits could include ignition resistant siding, roofs, decks, eaves, attic vents, fencing, windows and gutters. Retrofits could also be used to establish a defensible space around property, including removal of flammable vegetation, mulch, or tree branches within five feet of the property. Establish a system to prioritize retrofits for residents with social-vulnerability characteristics, such as poverty status, disability status or aged over 65.	Wildfire	**Internal:** Public Works Department, Sonora Fire Department, Administration Department.	**FEMA**: Hazard Mitigation Grant Program (HMGP); Building Resilient Infrastructure and Communities (BRIC) **Cal OES:** California Wildfire Mitigation Program, California Wildfire Mitigation Program, PrepareCA Match; PrepareCA Jump Start. **Cal FIRE**: Wildfire Prevention Grants Program **USDA/US Forest Service**: Community Wildfire Defense Grant	High	Long-Term
55	Seek grant funding to prepare a comprehensive wildfire behavior model for the planning area to aid in wildfire suppression efforts.	Wildfire	**Internal:** Public Works Department, Sonora Fire Department, Administration Department.	**FEMA**: Hazard Mitigation Grant Program (HMGP); Building Resilient Infrastructure and Communities (BRIC) **Cal OES:** California Wildfire Mitigation Program, California Wildfire Mitigation Program, PrepareCA Match; PrepareCA Jump Start. **Cal FIRE**: Wildfire Prevention Grants Program **USDA/US Forest Service**: Community Wildfire Defense Grant	High	Long-Term
56	Prepare a strategic plan addressing the homelessness crisis in partnership with the County. Include consideration for risk and vulnerability associated with unauthorized camping and wildfire within the planning area and larger region. Seek grant funding to prepare the strategic plan.	Wildfire	**Internal:** Police Department, Administration Department. **External:** Amador Tuolumne Community Action Agency (ATCAA), Toulumne County Department of Social Services.	**FEMA**: Homeless Emergency Solutions Grants (ESG-CV) **State of California: Business, Consumer Services and Housing Agency**: Encampment Resolution Funding (ERF) Program, Homeless Housing, Assistance, and Prevention (HHAP) Grant Program	High	Long-Term
57	Establish a comprehensive vegetation management and fuel reduction program applicable to the entirety of the City. Work with the City Fire Department to identify areas with high wildfire hazard risk as top priority for fuel clearance and reduction. Prioritize the removal of hazardous vegetation and trees that are confirmed invasive (non-native species), dead, dying or infested with bark beetles. Work with a contractor to estimate fuel reduction pricing to apply for Cal FIRE or Cal OES/FEMA grant funding.	Wildfire	**Internal:** Sonora Fire Department, Public Works Department, Community Development Department.	**FEMA**: Hazard Mitigation Grant Program (HMGP); Building Resilient Infrastructure and Communities (BRIC) **Cal FIRE**: Wildfire Prevention Grants Program, Forest Health Program **CalOES**: California Wildfire Mitigation Program, California Wildfire Mitigation Program, PrepareCA Match; PrepareCA Jump Start.	High	Long-Term
58	Promote a culture of volunteerism and "neighbors-helping-neighbors" regarding vegetation management and fuel reduction on private property. Partner with local nonprofits/community organizations such as the Sonora Sunrise Rotary, Sonora Lions Club or Cub Scouts or CERT to help elderly or disabled community members with vegetation management and fuel reduction on their property.	Wildfire	**Internal:** Sonora Fire Department. **External:** Sonora Sunrise Rotary, Sonora Lions Club, Club Scouts and similar organizations.	**FEMA**: Hazard Mitigation Grant Program (HMGP); Building Resilient Infrastructure and Communities (BRIC) **Cal FIRE**: Wildfire Prevention Grants Program **CalOES**: California Wildfire Mitigation Program, California Wildfire Mitigation Program, PrepareCA Match; PrepareCA Jump Start.	Medium	Long-Term
59	Support Tuolumne County Social Services efforts to construct and manage a homeless shelter in Tuolumne County (outside of the planning area), to reduce unauthorized camping within and adjacent to the planning area.	Wildfire	**Internal:** Sonora Police Department **External:** Tuolumne County Social Services, Amador Tuolumne Community Action Agency (ATCAA)	**FEMA**: Homeless Emergency Solutions Grants (ESG-CV) **State of California: Business, Consumer Services and Housing Agency**: Encampment Resolution Funding (ERF) Program, Homeless Housing, Assistance, and Prevention (HHAP) Grant Program	High	Ongoing
60	Expand Sonora Police Department homeless mobile outreach and support system. Seek funding to create paid staff positions to conduct mobile outreach, along with expanded resources and training to support the outreach. Connect homeless individuals resources offered by Tuolumne County/local nonprofits. Conduct a community outreach campaign to educate residents on constructive charitable giving to support the mobile outreach program.	Wildfire	**Internal:** Sonora Police Department. **External:** External: Amador Tuolumne Community Action Agency (ATCAA)	**FEMA**: Homeless Emergency Solutions Grants (ESG-CV) **State of California: Business, Consumer Services and Housing Agency**: Encampment Resolution Funding (ERF) Program, Homeless Housing, Assistance, and Prevention (HHAP) Grant Program	High	Long-Term
61	Comprehensively update the City General Plan, including all technical studies to support such an update. Seek grant funding for a consultant to prepare the General Plan Update, EIR, technical studies, and community outreach.	All Hazards	**Internal:** Community Development Department, Administration Department.	**OPR**: Adaptation Planning Grant Program	Medium	Long-Term
62	Install gasoline and electric vehicle charging stations at the City Public Works Yard (Critical Facility #7) for use by City owned police and fire vehicles.	All Hazards	**Internal:** Sonora Public Works Department, Police Department, Fire Department, Administrative Department.	**California Energy Commission:** California Electric Vehicle Infrastructure Project (CALeVIP) [EV infrastructure only]	Medium	Medium-Term
63	Strategically locate and secure radio repeaters within the planning area to extend the reach of public safety radio systems. Co-locate repeaters with other communication or public infrastructure to decrease security and maintenance costs.	All Hazards	**Internal:** Sonora Public Works Department, Police Department, Fire Department, Administrative Department.	**FEMA**: Emergency Management Performance Grant [*City may be required to submit grant as a subapplicant under the Tuolumne County Operational Area*]	Medium	Medium-Term

I. Tuolumne Utilities District (TUD) Capital Improvements

Tuolumne Utilities District Overview

Tuolumne Utilities District ("TUD" or "District") provides raw water, treated water, sewer, septage receiving, and reclaimed water services to customers throughout Tuolumne County, the City of Sonora and the surrounding communities. An estimate 24,000 people benefit from the District's sewer collection, treatment, and/or reclamation service.

To provide the necessary services, the District owns and operate 11 water systems and a sewer system (including reclamation facilities). The water and sewer systems are self-supporting enterprises and costs are accounted for separately under the water enterprise fund and the sewer enterprise fund, respectively. Since the District is the primary water and service provider to the business and commercial centers of the County, nearly everyone in Tuolumne County benefits, to some degree from the Districts services.

TUD Capital Improvement Plan

The District's CIP is a five-year fiscal plan. The District's Board of Directors formally adopts the first year of the CIP and approves the remaining 4 years in concept. The CIP is a "rolling document" with older projects dropping out of the plan and new projects being added each year. The Board adopts the CIP annually in conjunction with the adoption of its fiscal year operating budget.

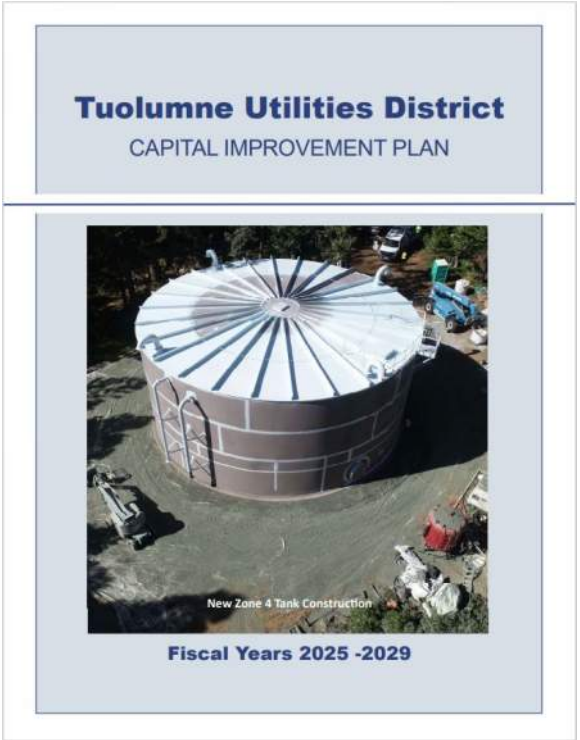

TUD Capital Improvement Plan Link

The complete Tuolumne Utilities District Capital Improvement Plan, Fiscal Years 2025 – 2029 can be accessed following the link below:

https://tudwater.com/wp-content/uploads/2024/07/25-29-CIP-WEB-book-07.01.24.pdf

Overview of the 2025-2029 CIP

The TUD 5-Year CIP proposes **$1,060,690 in General Fund** projects (General Fund expenses are allocated in proportion to the number of customers, with 70% associated with Water and 30% associated with Sewer):

- Server Infrastructure Replacement
- Asphalt Sealcoating
- Critical Field Equipment Replacement

The 5 – Year CIP proposes **$32,187,495 in Water Fund** projects. Notable projects are:

- Shaws Flat Pipe – Sullivan Creek Crossing Replacement
- Sonora Clearwell Renovations
- Cedar Ridge Upper Tanks and Pump Station Replacement
- Mono Village Tank Consolidation
- Techite Pipeline Replacement – Phase 3
- Jamestown Distribution Improvements

The 5 – Year CIP proposes **$7,991,754 in Sewer Fund** projects. Notable Projects are:

- Willow Springs Lift Station Replacement
- Washington Street Sewer Pipeline Lining
- Gold Springs Lift Station Improvements
- Parrotts Ferry Forcemain Improvements

CIP Budget Summary

Table 4. CIP Budget Summary

Departments	FY25	FY26	FY27	FY28	FY29	Total
General (Water 70%)	$401,268	$216,300	$0	$0	$124,915	$742,483
General (Sewer 30%)	$171,972	$92,700	$0	$0	$53,535	$318,207
Raw Water	$643,285	$41,371	$325,197	$969,148	$0	$1,979,001
Water Treatment	$155,208	$2,647,520	$1,200,953	$1,066,776	$2,567,945	$7,638,402
Water Distribution	$5,404,664	$3,756,654	$4,925,411	$4,648,792	$3,834,571	$22,570,092
Sewer Collection	$595,641	$908,238	$1,238,959	$1,238,959	$531,377	$4,432,201
Sewer Treatment	$105,700	$139,050	$454,195	$577,950	$531,377	$2,525,116
Reclamation	$200,000	$834,438	$0	$0	$0	$1,034,438
Grand Total	**$7,677,738**	**$8,636,271**	**$8,144,715**	**$8,420,651**	**$8,360,564**	**$41,239,938**

Assumes a budget inflation rate of 3% annually

General Fund Projects

The 5-Year CIP includes $1,060,689 in General related improvements, whose benefit is shared between both the District's water and sewer customer base. All project costs are proportioned to District customers at a rate of 70% water and 30% sewer. This allocation reflects the shared operations costs and is roughly equivalent to the proportion of the District's customers who receive versus sewer service. These projects costs are included in the individual water and sewer budgets.

Budget & Allocation Chart (Water & Sewer)

Table 5. FY 25-29 General Budget

Departments	FY25	FY26	FY27	FY28	FY29	Total
Water	**$401,268**	**$216,300**	**$0**	**$0**	**$124,915**	**$742,483**
Replace 2008 Kenworth T800 dump truck, #149	$199,773	$0	$0	$0	$0	**$199,773**
TUD Main Office Asphalt Sealcoat	$0	$0	$0	$0	$124,915	**$124,915**
SCADA Centralized Office Facilities	$36,995	$0	$0	$0	$0	**$36,995**
Server Infrastructure Replacement	$164,500	$0	$0	$0	$0	**$164,500**
Replace John Deere Excavator	$0	$216,300	$0	$0	$0	**$216,300**
Sewer	**$171,972**	**$92,700**	**$0**	**$0**	**$53,535**	**$318,207**
Replace 2008 Kenworth T800 dump truck #149	$85,617	$0	$0	$0	$0	**$85,617**
TUD Main Office Asphalt Sealcoat	$0	$0	$0	$0	$53,535	**$53,535**
SCADA Centralized Office Facilities	$15,855	$0	$0	$0	$0	**$15,855**
Server Infrastructure Replacement	$70,500	$0	$0	$0	$0	**$70,500**
Replace John Deere Excavator	$0	$92,700	$0	$0	$0	**$92,700**
General Grand Total	**$573,240**	**$309,000**	**$0**	**$0**	**$178,449**	**$1,060,689**

Water Projects

The 5-Year CIP includes $32,929,978 in Water related improvements. The projects identified in the CIP are spread out amongst the system areas of General Water ($742,483), Raw Water, Treatment, and Distribution. On average approximately 25% - 30% of Districts projects are grant funded; these are included in the CIP project list but not the District's budget.

Budget & Allocation Charts (Raw Water)

Table 6. FY 25-29 Water Budget (Raw Water)

Projects	FY25	FY26	FY27	FY28	FY29	Total
Raw Water	**$643,285**	**$41,371**	**$325,198**	**$969,148**	**$0**	**$1,979,001**
Shaw's Flat Pipe-Sullivan Creek Crossing	$308,005	$0	$0	$0	$0	**$308,005**
Upper Colombia Shoot Flume at Miner's Shack	$335,280	$0	$0	$0	$0	**$335,280**
Replace 2015 Chevy ½ ton 4x4 truck, #220	$0	$41,371	$0	$0	$0	**$41,371**
Herring Creek Reservoir Feasibility Study	$0	$0	$224,274	$0	$0	**$224,274**
Phoenix Outlet Tower Improvements	$0	$0	$56,069	$0	$0	**$56,069**
Lower Colombia Ditch Replace Pagani Siphon	$0	$0	$44,855	$228,785	$0	**$273,640**
Main Tuolumne Canal Bypass – Analysis	$0	$0	$0	$115,501	$0	**$115,501**
O'Neil Reservoir Improvements	$0	$0	$0	$145,532	$0	**$145,532**
Phoenix Lake Land Acquisition	$0	$0	$0	$450,455	$0	**$450,455**
Section IV Ditch Siphon 2 on RR Trestle	$0	$0	$0	$28,875	$0	**$28,875**

Budget & Allocation Charts (Water Treatment)

Table 7. FY 25-29 Water Budget (Water Treatment)						
Projects	**FY25**	**FY26**	**FY27**	**FY28**	**FY29**	**Total**
Water Treatment	**$155,208**	**$2,647,520**	**$1,200,953**	**$1,066,776**	**$2,567,945**	**$7,638,402**
Sierra Pines Water Treatment Facility	$0	$0	$0	$0	$0	**$155,208**
Columbia Clearwell #2 Replacement	$0	$617,611	$0	$0	$0	**$617,611**
Crystal Falls Clearwell #1 (410k) – Replacement	$0	$1,259,831	$0	$0	$0	**$1,259,831**
Replace 2010 Chevy ½ ton 4x4 truck, #201	$0	$41,371	$0	$0	$0	**$41,371**
Replace 2010 Chevy ¾ ton 4x4 utility truck, #207	$0	$65,323	$0	$0	$0	**$65,323**
Peaceful Pines Tank – Tank and Well	$0	$10,887	$442,906	$0	$0	**$453,793**
Replace 2013 Chevy ½ ton 4X4 truck, #214	$0	$0	$42,612	$0	$0	**$42,612**
Replace 2015 Chevy ½ ton 4x4 truck, #222	$0	$0	$42,612	$0	$0	**$42,612**
Sonora Clearwell Renovation	$0	$652,498	$672,823	$0	$0	**$1,325,320**
Columbia WTP Backwash Improvements	$0	$0	$0	$380,418	$0	**$380,418**
Sonora WTP Backwash Tank Replacement	$0	$0	$0	$686,358	$0	**$686,358**
Greenley Tank Renovation	$0	$0	$0	$0	$1,869,547	**$1,869,547**
Monte Grande Clearwell Renovation	$0	$0	$0	$0	$698,398	**$698,398**

Budget & Allocation Charts (Water Distribution)

Table 8. FY 25-29 Water Budget (Water Distribution)						
Projects	**FY25**	**FY26**	**FY27**	**FY28**	**FY29**	**Total**
Water Distribution	**$5,404,664**	**$3,756,654**	**$4,925,411**	**$4,648,792**	**$3,834,572**	**$22,570,092**
126 Tank Replacement	$986,539	$0	$0	$0	$0	**$986,539**
Cedar Ridge Upper Tanks and Pump Station Replacement	$992,531	$0	$0	$0	$0	**$992,531**
Jamestown Distribution Improvements	$105,700	$0	$0	$0	$0	**$105,700**
Mono Village Tank Consolidation	$456,921	$0	$0	$0	$0	**$456,921**
Replace 2011 Chevy ¾ Ton with 1 Ton, Truck #210	$75,000	$0	$0	$0	$0	**$75,000**
Replace 2015 Chevy 1 ton utility 4x4 truck, #217	$79,275	$0	$0	$0	$0	**$79,275**
Replace 2015 Chevy 1 ton utility truck, #218	$79,275	$0	$0	$0	$0	**$79,275**
Sommette Distribution improvements	$600,297	$0	$0	$0	$0	**$600,297**
Techite Pipeline Phase 3A	$208,388	$0	$0	$0	$0	**$208,388**
Techite Pipeline Phase 3B	$709,041	$0	$0	$0	$0	**$709,041**
Zone 4 Tank and Pump Station	$268,088	$0	$0	$0	$0	**$268,088**
Brentwood Tank Abandonment and Distribution	$0	$111,048	$0	$0	$0	**$111,048**
Midland Distribution Improvements	$0	$416,984	$0	$0	$0	**$416,984**
Poderosa Hills Water Distribution Improvements	$0	$1,133,589	$0	$0	$0	**$1,133,589**
Upper Basin Hydraulic Improvements	$833,038	$824,000	$0	$0	$0	**$1,657,038**
Continue onto next page						

Table 8. FY 25-29 Water Budget (Water Distribution)						
Projects	**FY25**	**FY26**	**FY27**	**FY28**	**FY29**	**Total**
Zone 2 Tank #2	$10,570	$1,036,960	$0	$0	$0	**$1,047,530**
Willow Springs/Sonora Vista Tank Consolidation	$0	$234,073	$1,818,524	$0	$0	**$2,052,597**
Comstock Tank Renovation	$0	$0	$1,082,240	$0	$0	**$1,082,240**
Meadowbrook Drive Distribution Improvement	$0	$0	$370,522	$0	$0	**$370,522**
Mi-Wuk Mutual Water Company Intertie	$0	$0	$96,079	$0	$0	**$96,079**
Twain Harte CSD Intertie	$0	$0	$1,558,046	$1,604,787	$0	**$3,162,833**
Apple Valley – New 2nd Track	$0	$0	$0	$928,000	$0	**$928,000**
Chaparral Tank Renovations	$0	$0	$0	$1,004,720	$0	**$1,004,720**
Damin Road Ditch Domestics	$0	$0	$0	$896,613	$0	**$896,613**
Kennebec Tank Abandonment	$0	$0	$0	$124,741	$0	**$124,741**
Rainbow Tank Land Acquisition	$0	$0	$0	$79,003	$0	**$79,003**
Pedro Wye Tank Replacement	$0	$0	$0	$0	$1,001,901	**$1,001,901**
Rainbow Tank Construction	$0	$0	$0	$0	$1,189,663	**$1,189,663**
Sommette Tank Replacement	$0	$0	$0	$10,927	$1,643,008	**$1,653,936**

Budget & Allocation Charts (Total Water)

Table 9. FY 25-29 Water Budget Total						
Departments	**FY25**	**FY26**	**FY27**	**FY28**	**FY29**	**Total**
Raw Water	$643,285	$41,371	$325,198	$969,148	$0	**$1,979,001**
Water Treatment	$155,208	$2,647,520	$1,200,953	$1,066,776	$2,567,945	**$7,638,402**
Water Distribution	$5,404,664	$3,756,654	$4,925,411	$4,648,792	$3,834,572	**$22,570,092**
Grand Total	**$6,604,425**	**$6,661,845**	**$6,451,562**	**$6,684,716**	**$6,527,431**	**$32,929,978**

Sewer Projects

The TUD 5-Year CIP proposes **$6,165,584 in sewer** related improvements, not including the General Sewer Fund. The projects identified in the CIP are spread out amongst the system areas of Collection, Treatment, and Reclamation.

Budget & Allocation Charts (Sewer Collection)

Table 10. FY 25-29 Water Budget (Sewer Collection)						
Projects	**FY25**	**FY26**	**FY27**	**FY28**	**FY29**	**Total**
Sewer Collection	**$595,641**	**$908,238**	**$1,238,959**	**$1,157,986**	**$531,377**	**$4,432,201**
Parrott's Ferry Sewer Force main Improvements	$121,641	$0	$0	$0	$0	**$121,641**
SCADA Upgrades Parrots Ferry and Mill Villa	$60,000	$0	$0	$0	$0	**$60,000**
Willow Springs Lift Station Replacement	$164,000	$0	$0	$0	$0	**$164,000**
Colombia Sky MHP Collection Improvements	$0	$420,600	$0	$0	$0	**$420,600**
Replace 2008 Chevy ½ ton 4/4 truck, #2	$0	$56,650	$0	$0	$0	**$56,650**
Springfield Sewer Lift Station Rehabilitation	$0	$180,988	$0	$0	$0	**$180,988**
Fallon House Sewer Lift Station	$0	$0	$138,425	$0	$0	**$138,425**
Gold Springs Sewer Lift Station Improvements	$0	$0	$236,407	$0	$0	**$236,407**
Replace 2006 Chevy ½ ton 4x4 truck, #93	$0	$0	$50,462	$0	$0	**$50,462**
SPI Sewer Lift Station Improvements	$0	$0	$122,494	$0	$0	**$122,494**
Washington Street Sewer Lining	$0	$0	$441,171	$57,751	$0	**$57,751**
Columbia Sewer Interceptor Improvements	$0	$0	$0	$134,800	$0	**$134,800**
East Sonora Sewer Inceptor at SPI Log Deck	$0	$0	$0	$57,751	$0	**$57,751**
EV Charging Stations – Sewer	$0	$0	$0	$57,751	$0	**$57,751**
Mi-wuk Sewer Lift Station Improvements	$0	$0	$0	$253,393	$0	**$253,393**
Continue onto next page						

Table 10. FY 25-29 Water Budget (Sewer Collection)						
Projects	**FY25**	**FY26**	**FY27**	**FY28**	**FY29**	**Total**
Sonora Knolls Sewer Lift Station Rehabilitation	$0	$0	$0	$154,185	$0	**$154,185**
Standard Sewer Lift Station	$0	$0	$0	$192,357	$0	**$192,357**
Collection System Lining	$250,000	$250,000	$250,000	$250,000	$250,000	**$1,250,000**
Inflow and Infiltration Reduction Project	$0	$0	$0	$0	$281,377	**$281,377**

Budget & Allocation Charts (Sewer Treatment)

Table 11. FY 25-29 Water Budget (Sewer Treatment)						
Projects	**FY25**	**FY26**	**FY27**	**FY28**	**FY29**	**Total**
Sewer Treatment	**$105,700**	**$139,050**	**$454,195**	**$577,949**	**$1,248,221**	**$2,525,115**
Septage Receiving Station	$105,700	0	$0	$0	$0	**$105,700**
Purchase Telescoping Forklift	$0	$82,400	$0	$0	$0	**$82,400**
Replace 2008 Chevy ½ ton 4x4 truck, #1	$0	$56,650	$0	$0	$0	**$56,650**
RWWTP –Asphalt drying pad and pole barn	$0	$0	$454,195	$0	$0	**$454,195**
Mi-Wuk Leach Field – Rebuild 1st Field	$0	$0	$0	$115,501	$0	**$115,501**
RWWTP – Maintenance Bldg Remodel	$0	$0	$0	$346,504	$0	**$346,504**
South Process Station Cover Structure	$0	$0	$0	$115,944	$0	**$115,944**
Digesters Exterior Coatings	$0	$0	$0	$0	$234,505	**$234,505**
Emergency Storage Basin Safety Cables	$0	$0	$0	$0	$56.275	**$56,275**
Filter and CCB Enclosure and Cover	$0	$0	$0	$0	$622,703	**$622,703**
Pave Chemical Building Access Road	$0	$0	$0	$0	$142,632	**$142,632**
Pave Maintenance Building Road and Lot	$0	$0	$0	$0	$192,107	**$192,107**

Budget & Allocation Charts (Reclamation)

Table 12. FY 25-29 Water Budget (Reclamation)						
Projects	**FY25**	**FY26**	**FY27**	**FY28**	**FY29**	**Total**
Reclamation	**$200,000**	**$834,438**	**$0**	**$0**	**$0**	**$1,034,438**
Reclamation System Improvements	$200,000	$834,438	$0	$0	$0	**$1,034,438**
Grand Total	**$901,341**	**$1,881,726**	**$1,693,154**	**$1,735,935**	**$1,779,598**	**$7,991,754**

Budget & Allocation Charts (Total Sewer)

Table 13. FY 25-29 Water Budget (Total Sewer)						
Projects	**FY25**	**FY26**	**FY27**	**FY28**	**FY29**	**Total**
Sewer Collection	$595,641	$908,238	$1,238,959	$1,157,986	$531,377	$4,432,201
Sewer Treatment	$105,700	$139,050	$454,195	$577,949	$1,248,221	$2,525,115
Sewer Reclamation	$200,000	$834,438	$0	$0	$0	$1,034,438
Grand Total	**$901,341**	**$1,881,726**	**$1,693,154**	**$1,735,935**	**$1,779,598**	**$7,991,754**

Individual project information sheets are provided in the complete Tuolumne Utilities District 2025 -2029 Capital Improvement Plan, which can be accessed using the link to the right.

TUD Capital Improvement Plan Link

https://tudwater.com/wp-content/uploads/2024/07/25-29-CIP-WEB-book-07.01.24.pdf

II. City Overview

City of Sonora Overview

June 2024

City Administrator
Chris Gorsky (appointed as the City Manager in December 2025)

Full-Time Employees
In 2023/24, the City had **44** full-time employees. See Table 14.

City Owned Buildings
The City owns **21** buildings, for a total of **90,909** in square footage. A list of buildings owned by the City are summarized in Table 15.

Parks and Trails
Within the City of Sonora, there are **4** Parks and **1** large trail system for a total of **105** acres. Table 18 summarizes the parks and trails owned by the City.

Vehicles
The City has a total of **57** vehicles, **43** of which are leased through Enterprise. A list of City vehicles are included in Table 16.

Parking Lots & Garages
The City owns **6** parking lots and **1** parking garage, providing more than **152** parking spaces for City employees and the community. See Figure 10.

Roads
The City owns and is responsible for maintaining **177** roads. A list of roads are summarized in Table 17.

Public Restrooms
The City owns and maintains **3** public restrooms. Locations of restrooms are shown IN Figure 11.

Drainage
The City owns **5,125** feet of a complex drainage system that travels through Historic Sonora. Figure 8 shows the general location of the Main Drain.

Cemeteries
The City owns and maintains **3** cemeteries. Totaling **12.77** acres. See Table 20.

City Staff

Table 13 below summarizes City staff. Additional details regarding specific Department staff can be found in the following chapters of this plan.

Table 14. Total City Staff based on Department	
Staff Type	**No.**
Administrative Department	5.0
Community Development	1.0
Police Department	24.1
Fire Department	8.8
Public Works Department	6.0
Total City FTE's	**44.9**

The city's faces are a testament to the hard work and dedication of its inhabitants in making it a better place for all.



Figure 5. City of Sonora Staff (2024)

City Owned Buildings

Table 14 below summarizes all the city-owned buildings and their corresponding fact sheet numbers. Fact sheets, located in Appendix A, include detailed information about the building's condition, age, and maintenance requirements. Additionally, Figure 6 presents the locations of all the city-owned buildings. Insurance appraisals were performed on all buildings in July 2023.

Table 15. City Owned Buildings

Building	Square Footage	Fact Sheet No.
City Hall	9,318	AS-B1
City Hall Parking Garage	30,784	PL-1
Public Works Carport Shed	990	B3
Public Works Maintenance Office & Shop	7,143	PW-B2
Public Works Tool Room & Parking Shed	3,256	PW-B3
Cemetery Office & Storage	825	PW-B4
Education Center	5,576	AS-B8
Farmers Market Office & Restroom	1,210	CD-B1
Fire Station	9,564	FD-B1
Grigsby Restroom	96	AS-B9
Opera Hall	7,240	AS-B10
Police Station	6,606	PD-B1
Fire Museum & Senior Lounge	2,754	AS-B11
Visitors Center	1,851	AS-B12
Woods Creek Pavilion	870	PW-B5
Woods Creek Park Restroom	360	PW-B6
Cutler House, barn, carport & storage shed	2,466 (total)	AS-B3, AS-B4, AS-B5, AS-B6
Stewart Street House	2,600	AS-B7
Total Number of City Owned Buildings - 21	**Total Square Footage – 90,909**	

Figure 6. Map showing the location of City-owned Buildings

Vehicles

In 2024, the City of Sonora engaged Enterprise Fleet Management to develop a tailored fleet management program. The program evaluated the fleet, identified vehicle replacements, and suggested certain vehicles to meet the state's electric vehicle mandate. Enterprise Fleet Management provides a comprehensive solution to manage fleets effectively, including vehicle acquisition, financing, maintenance, and disposal. The program helped the city streamline fleet management, save money, and make informed decisions using data analytics. Both vehicles that were acquired through the Enterprise program and vehicles who are owned by the City are summarized in Table 15.

Table 16. City Vehicles

Vehicle	Fact Sheet No.
2003 Ford Expedition XLT	AD-V52100
2004 Buick Century	AD-V16096 **(S)**
2006 Ford Taurus	AD-V36964 **(S)**
1996 Spartan Ladder Truck	FD-V20048 **(FT)**
1997 HME Central State Pumper	FD-V18376 **(FT)**
2002 HME Fire Truck Pumper	FD-20106 **(FT)**
2009 Ford F150 Supercrew 4WD	FD-73418
2020 Chevrolet Tahoe	FD-V64050
2021 Spartan Metro-Pumper	FD-V19886 **(FT)**
2020 International Rosenbauer Pumper Apparatus Fire Truck	FD-V73813 **(FT)**
2024 International BME Fire Truck Targhee 4WD Model 34	FD-V31059 **(FT)**
1988 Chevrolet 3500 Flat Bed 2WD	PD-V63339
2002 Ford Ranger	PD-96685
2001 Ford Crown Victoria	PD-V97053 **(S)**
2004 Ford Crown Victoria	PD-V40718 **(S)**
2005 Ford Explorer	PD-V54090
2005 Ford Crown Victoria	PD-V23851
2005 Ford Crown Victoria	PD-V27176
2010 Dodge Charger	PD-04166 **(S)**
2010 Dodge Charger	PD-04165
2012 Chevrolet Tahoe RWD	PD-91355
2014 Chevrolet Caprice	PD-V44873
2014 Chevrolet Caprice	PD-V44864
2015 Chevrolet Tahoe	PD-V27211
2016 Chevrolet Colorado	PD-V91256

(S) – Surplus, (FT) –Fire Truck, (TR)- Tractor, (OC) – Out of Compliance

2016 Chevrolet Tahoe	PD-48838
2016 Chevrolet Tahoe	PD-V52346
2019 Chevrolet Tahoe	PD-V49815
2019 Chevrolet Tahoe	PD-V53518
2022 Ford Explorer V6 4WD	PD-28704
2022 Ford Explorer V6 4WD	PD-V28697
2022 Ford Explorer XLT 4WD	PD-V68161
2023 Ford Police Interceptor AWD	PD-V62382
2023 Ford Police Inceptor AWD	PD-V62328
2023 Ford Police Inceptor AWD	PD-62273
2023 Ford Police Inceptor AWD	PD-V62345
2023 Ford Police Inceptor AWD	PD-V62381
2022 Ford Explorer	PD-V43027
1966 GMC 8500 Water Truck	PW-V1566H **(S)**
1987 Drexel R40 S-L-L	PW-V **(FL)**
1993 Chevrolet S-10 Pickup	PW-69544
1994 Case 580-SK 4WD	PW-84695 **(TR)**
2000 Chevrolet F-150	PW-27295
2000 Chevrolet F-3500 Dually 4WD	PW-99133 **(S)**
2000 Ford F-550 Super Duty Aerial Truck	PW-V68018
2001 Elgin Pelican	PW-V3506S **(S)**
2001 Chevrolet Sierra	PW-V77673
2003 Peterbilt Dump Truck 330	PW-V09375 **(OC)**
2005 Kubota R.T.V.	PW-V48402 **(TR)**
2006 GMC HD-2500 4WD	PW-V77161
2007 Ford F-550 Dump Truck	PW-V60652 **(OC)**
2008 Ford Ranger Pickup 2WD	PW-03635
2008 Chevrolet Silverado 2WD	PW-V43555
2008 Ford F-550 Dump Truck	PW-V75625
2010 GMC Sierra 1500	PW-V33629
2013 Kubota BT39	PW-V **(TR)**
2021 Chevrolet 4500 Dump Truck	PW-V51939
Total Number of Vehicles	**57**
Total Number of Vehicles in EFLEETS Program	**43**

(S) – Surplus, (FT) –Fire Truck, (TR)- Tractor, (OC) – Out of Compliance

Roads

In 2024, the City of Sonora hired IWORQ to perform a Pavement Condition Assessment (PCI) on city-owned roads. This project will help the City evaluate the road inventory and determine where to focus effort and what to budget for. Road conditions and their 'to be determined' associated fact sheet numbers are summarized in Table 16. More information will be available after the PCI project is completed. Within the City boundary, there are 177 local roads and 2 State Highways.

Table 17. City Roads

Road	Fact Sheet No.
N Norlin St	TBD
N Washington St	TBD
N Stewart St	TBD
N Washington St	TBD
N Poplar St	TBD
N Seco St	TBD
N Green St	TBD
N Sheperd St	TBD
N Forest Rd	TBD
N Park Ln	TBD
N Reservoir Rd	TBD
S Washington St	TBD
S Knowles Dr	TBD
S Poplar St	TBD
S Nevada St	TBD
S Stewart St	TBD
S Palemone St	TBD
S High St	TBD
S Forest St	TBD
S Green St	TBD
E Oakside Dr	TBD
E Church Ln	TBD
E Lytton St	TBD
E Otis St	TBD
E Bald Mountain Road	TBD
E Live Oak Drive	TBD
E Jackson St	TBD

Table 17. City Roads (continued)	
Road	**Fact Sheet No.**
E Dodge Ln	TBD
E Rose St	TBD
E Cowan St	TBD
W Jackson St	TBD
W Court St	TBD
W Snell St	TBD
W Lytton St	TBD
W Church Ln	TBD
W Bonanza Rd	TBD
W Church Ln	TBD
W Banner Drive	TBD
W School St	TBD
W Dodge St	TBD
W Sunset St	TBD
W Church Ln	TBD
Old Bald Mountain Rd	TBD
Old Wards Ferry Road	TBD
Mono Way	TBD
Sonora Pass Hwy	TBD
Cameron Ln	TBD
Shaws Flat Rd	TBD
Banner Dr	TBD
McCormick Dr	TBD
Palemone St	TBD
Theall St	TBD
Ayba St	TBD
State Route 49	TBD
Mehun St	TBD
Gold St	TBD
Monte Vista Ln	TBD
Greenley Rd	TBD

Table 17. City Roads (continued)	
Road	**Fact Sheet No.**
Delnero Dr	TBD
Roble Rd	TBD
Snell St	TBD
Southgate Dr	TBD
O'Hara Dr	TBD
Braida Way	TBD
Mountain View Rd	TBD
School Street	TBD
Hillcrest Dr	TBD
Ash St	TBD
Upper Sunset Dr	TBD
Bradford St	TBD
Cemetery Ln	TBD
Church St	TBD
Colombia Way	TBD
Tuolumne St	TBD
Oregon St	TBD
Wall St	TBD
Child Rd	TBD
Steffen Ln	TBD
Mariposa Dr	TBD
Sanguinetti Rd	TBD
Roselyn Ln	TBD
Rogers Rd	TBD
Tidall St	TBD
Elk Dr	TBD
Yaney Ave	TBD
Golden St	TBD
Olive St	TBD
Spring Hill Road	TBD
Live Oak Terrace	TBD

Table 17. City Roads (continued)	
Road	**Fact Sheet No.**
Alpine Ln	TBD
Eagle Dr	TBD
Crooked Ln	TBD
Daybreak Ct	TBD
Morning Star Dr	TBD
Cemetery Ln	TBD
Fairview Ln	TBD
Ponderosa Ln	TBD
Sonora Ave	TBD
Pesce Way	TBD
Symons Ln	TBD
Toby Ln	TBD
Knowels Hill Dr	TBD
Fair St	TBD
Leighton Ln	TBD
Rodgers Rd	TBD
State Route 108	TBD
Shangri-la Ln	TBD
Barretta St	TBD
Livingston St	TBD
Bulwer St	TBD
Elkin St	TBD
Calaveras Way	TBD
Cielo Vista Way	TBD
Alley Way	TBD
Dust Ln	TBD
Sylvan Dr	TBD
Corte del Encino	TBD
Hospital Rd	TBD
West Ln	TBD
Maple St	TBD

Table 17. City Roads (continued)	
Road	**Fact Sheet No.**
Solinsky St	TBD
Woods Creek Ssr	TBD
Southgate Dr	TBD
Gerrymander Ave	TBD
Oak St	TBD
Truckenmiller Road	TBD
Bourbon St	TBD
Twilight Ln	TBD
Wright Ln	TBD
Racetrack Rd	TBD
Wyckoff St	TBD
Theall St	TBD
St James Ln	TBD
Summit Ave	TBD
Brookside Pl	TBD
Lower Sunset Dr	TBD
El Dorado St	TBD
June St	TBD
Highlands View Drive	BD
Morning Star Dr	TBD
Cottage Ct	TBD
Macomber St	TBD
Orchard Ave	TBD
Rose St	TBD
Saratoga Rd	TBD
Pasadena Ave	TBD
Hope Ln	TBD
Terrace Ave	TBD
Maiden Ln	TBD
Elm St	TBD
Willam St	TBD

Table 17. City Roads (continued)	
Road	**Fact Sheet No.**
Nevada St	TBD
Circle Dr	TBD
Leonard Addition Rd	TBD
Sundown Ln	TBD
Cemetery Ln	TBD
Otis St	TBD
Preston Pl	TBD
Golden Gate Ct	TBD
Silver Pine Rd	TBD
Hill St	TBD
Dossi Way	TBD
Terrace Ave	TBD
Short Ln	TBD
Stockton St	TBD
Dragoon Cir	TBD
Corky Ln	TBD
Twilight Ct	TBD
Stemler Ln	TBD
Gatewood Dr	TBD
Briarwood Dr	TBD
Ruth Ln	TBD
State Highway 108	TBD
Arbona Circle S	TBD
Arbona Circle S	TBD
Total Number of City Roads	**177**
State Routes	**2**

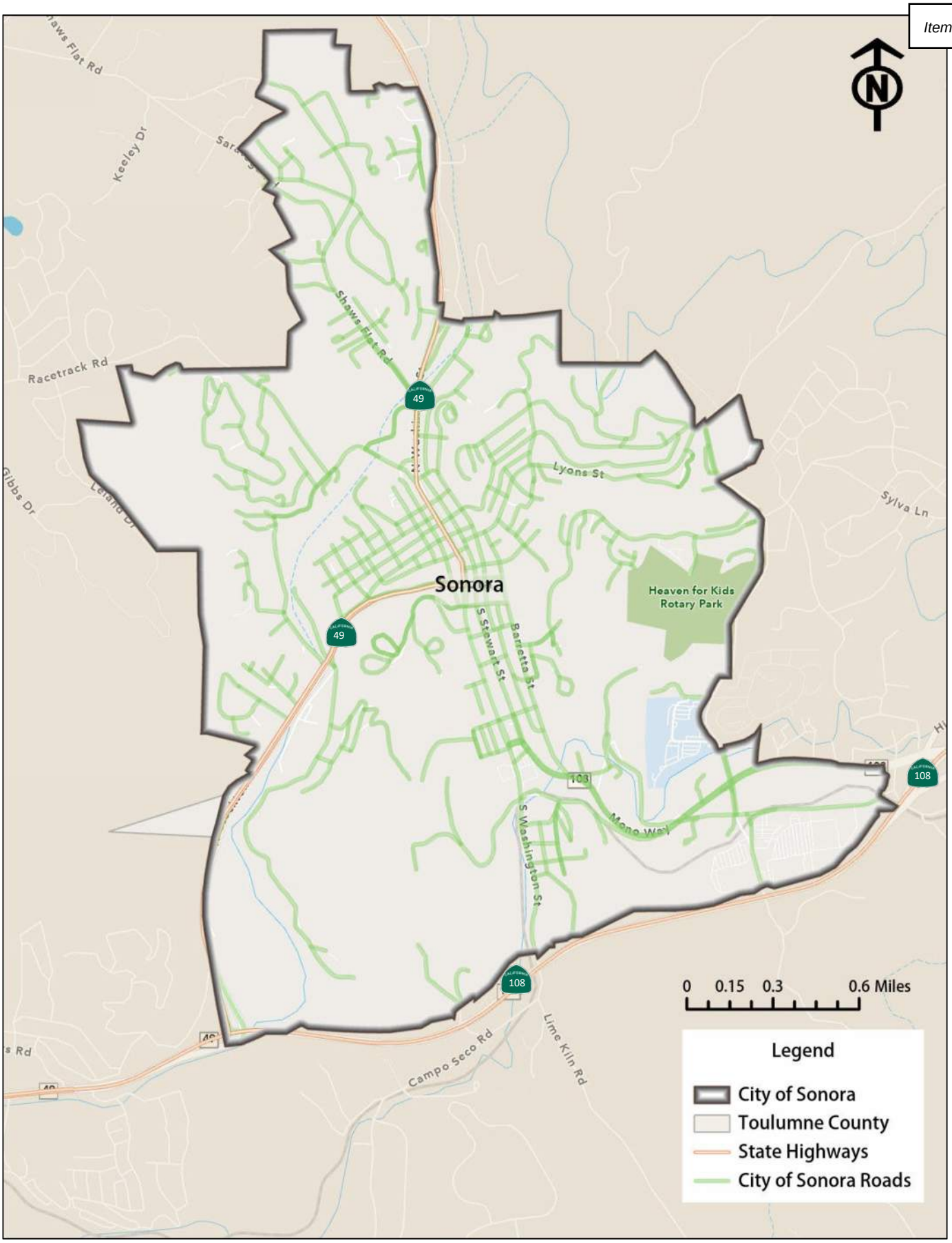

Figure 7. City of Sonora Roads

Drainage

The Sonora Main Drain (Main Drain) is a crucial system that carries stormwater for large areas within the City of Sonora. It covers the southeastern part of Stockton Street (SR-49) and both sides of Washington Street, Stewart Street, and Restano Way. The Main Drain comprises approximately 1,200 feet of stacked rock (stone) tunnel, 650 feet of 18-inch high-density polyethylene (HDPE) pipe, 3,100 feet of 24-36-inch corrugated metal pipe (CMP), 75 feet of 36-inch reinforced concrete pipe (RCP), and 100 feet of concrete culvert. The stone tunnel component of the Main Drain is more than 150 years old and is located beneath a state highway (SR-49), parking areas, buildings, and City streets.

A field inspection of the Main Drain was conducted in June of 2023; from the inspection, many needed improvements to the Main Drain were identified and summarized in the ***Main Drain Field Inspection and Condition Assessment***, included in Appendix B.

It is important to note that the wastewater conveyance and drinking water conveyance systems are located below the streets of Sonora, but they are owned and maintained by Tuolumne Utilities District and not by the City of Sonora.

Figure 8. Map of Main Drain in City of Sonora

Parks & Trails

The City of Sonora owns and maintains four parks, including Coffill Park, Woods Creek Rotary Park, Grigsby Park, and Prospector Park. They are all situated west of Washington Street and offer residents and tourists a place for leisure and recreation. Additionally, there are two county-owned parks within the City limits, including Courthouse Square and Heaven for Kids Rotary Park. The total area of all City-owned parks is approximately 3.08 acres.

Apart from the City parks, there is Dragoon Gulch Trail, which provides 3.1 miles of natural trails. These trails follow a seasonal creek and lead to viewpoints that offer a glimpse of the city and its surrounding mountain ranges. The trail system covers an area of 102 acres.

Current Project – Gold Rush Multi-Use Path Phase I

In October of 2022, the Gold Rush Multi-Use Path Phase I received an Active Transportation Planning (ATP) grant that will fund the project through construction. The project will install 1.5 miles of Class I Pedestrian and Cyclists path separated by a landscape buffer beginning at the new bus stops on Stockton Street and stretching to the end of Mother Lode Fairgrounds. Then, also, from the entrance of Woods Creek Rotary Park, up through the park, to connect near Sonora High on the other side.

Table 18. City owned Parks and Trails

Staff Type	Fact Sheet No.
Coffil Park	PW-P1
Woods Creek Rotary Park	PW-P2
Grigsby Park	PW-P3
Prospector Park	PW-P4
Dragoon Gulch Trail	PW-T1
Total City owned Parks & Trails	**5**

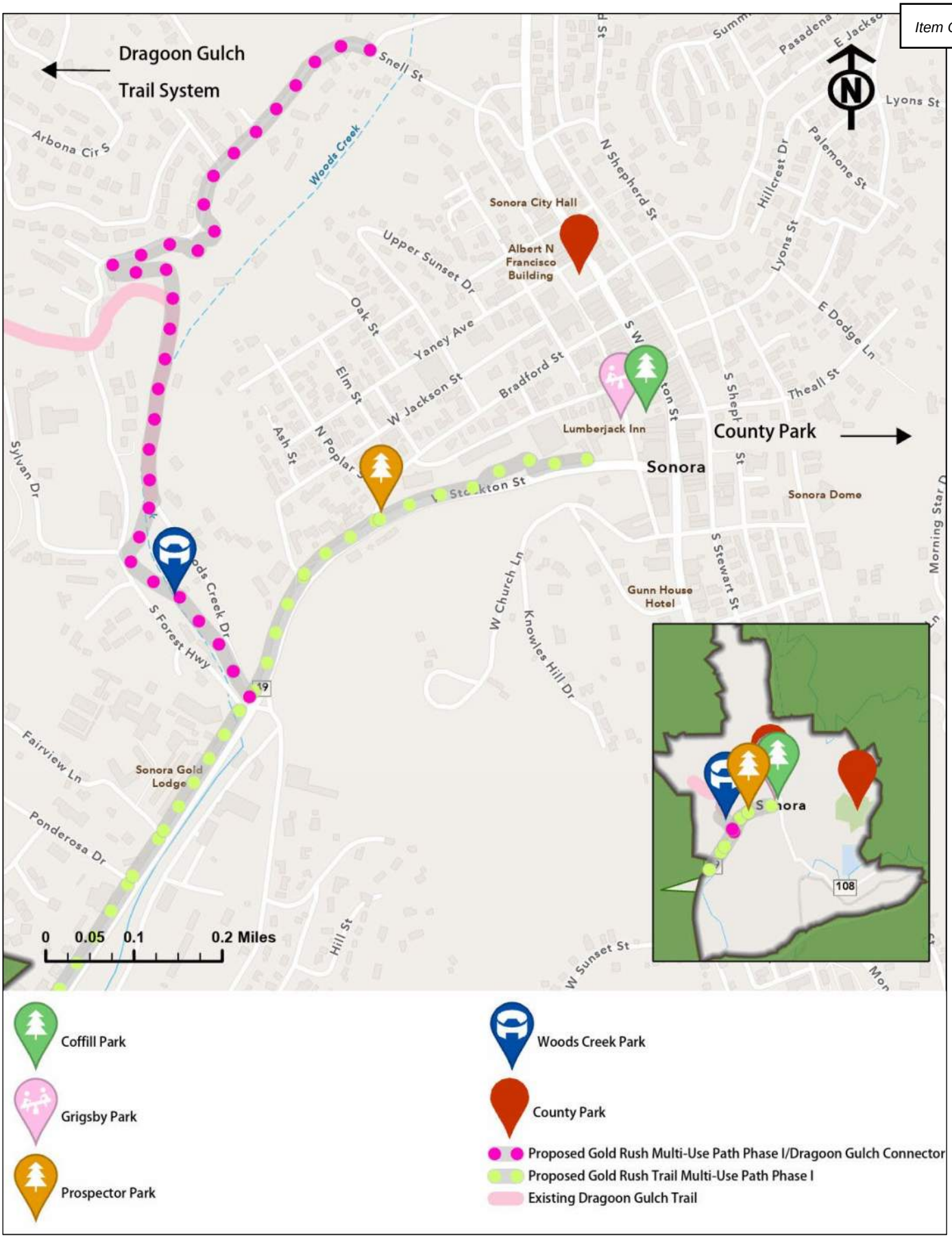

Figure 9. Map of Parks and Trails in the City of Sonora

Parking Lots & Garages

The City of Sonora owns and maintains 7 parking lots and 1 parking structure. In addition to the parking lots and structure, many on-street parking spots are available to the public. The parking lots and garage provide the public with more than **152** parking spaces.

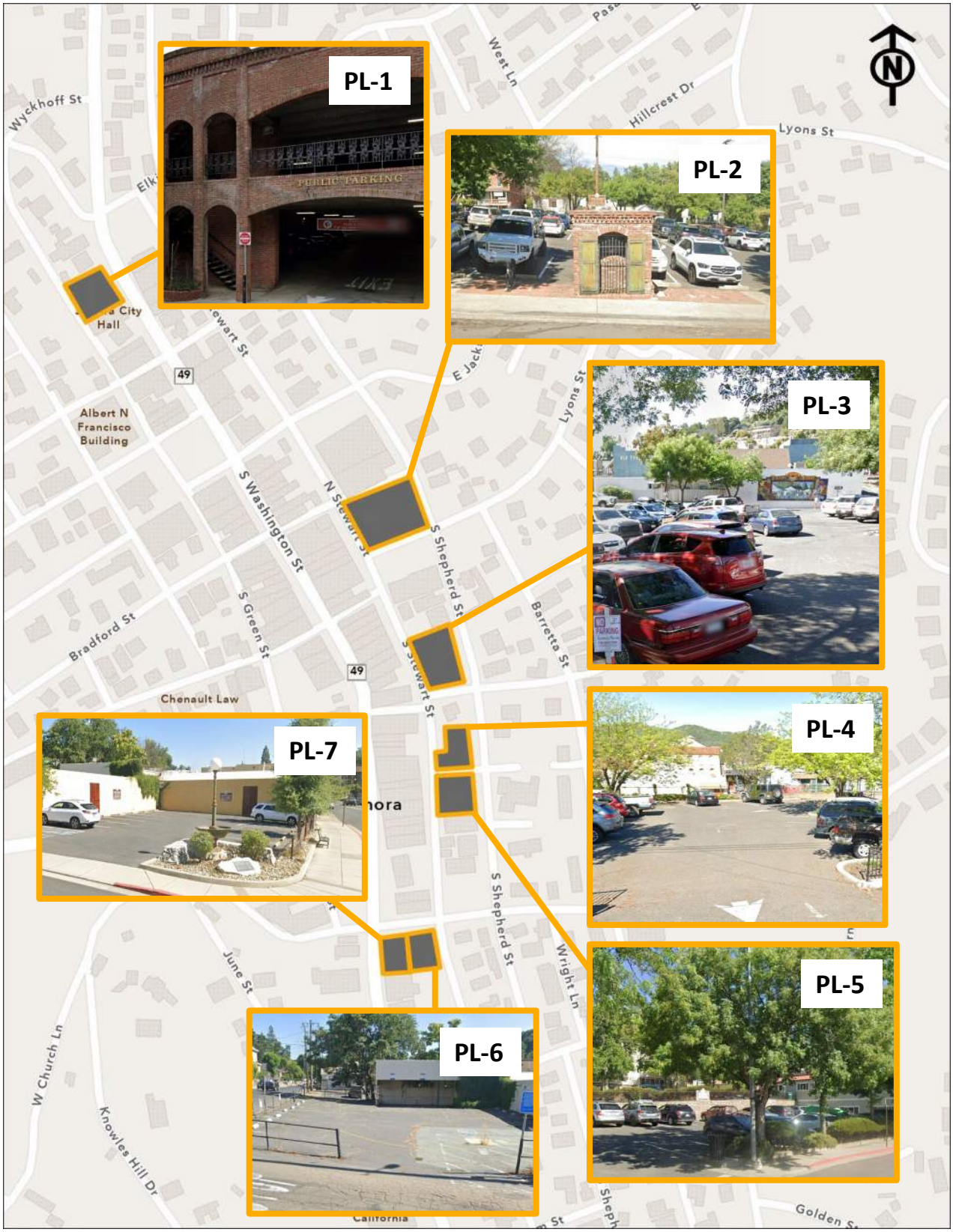

Figure 10. Map of City owned Parking Lots and Structures located in the City of Sonora

Public Restrooms

The City of Sonora owns three restrooms that are open to the public, including the Grigsby Park restroom, the Woods Creek Park restroom, and the restroom located on Stewart Street that is primarily used for the Farmers Market.

Table 19. City Owned Public Restrooms	
Restroom Name	**Fact Sheet No.**
Grigsby Park Restroom	AS-B9
Woods Creek Park Restroom	PW-B6
Stewart Street Restroom	CD-B1
Total No. Public Restrooms	**3**

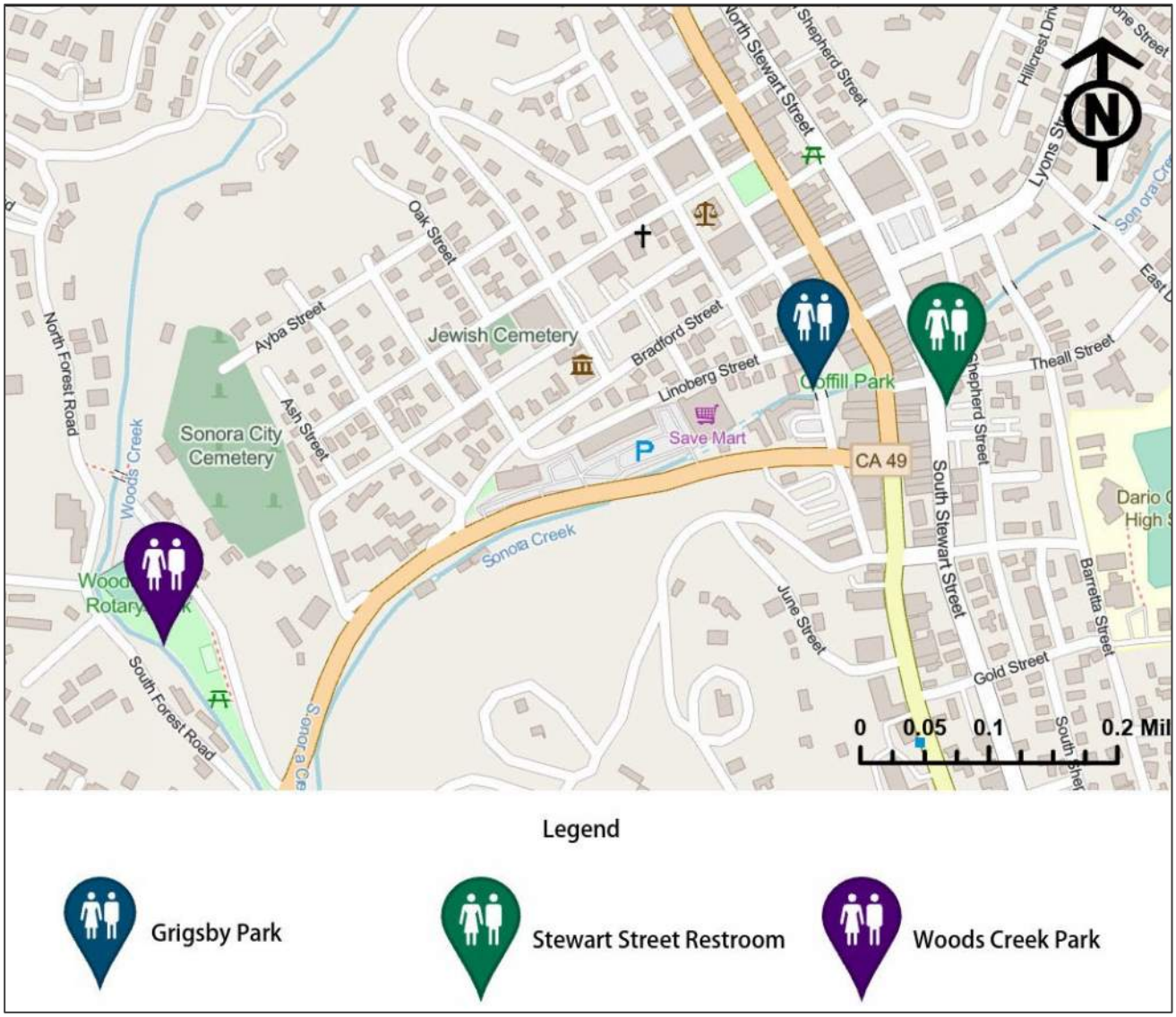

Figure 11. Map of City-owned Public Restrooms located within the City of Sonora

Cemeteries

The City of Sonora owns and maintains three cemeteries: Sonora City Cemetery, Sonora Hebrew Cemetery, and Mountain Shadow Cemetery. Together, they cover approximately 12.77 acres. Mountain View Cemetery is approximately 4.58 acres and is located right outside of the City border across from Mountain Shadow Cemetery.

Table 20. City Owned Cemeteries

Restroom Name	Fact Sheet No.
Sonora City Cemetery	PW-C1
Sonora Hebrew Cemetery	PW-C2
Mountain Shadow Cemetery	PW-C3
Total No. Public Restrooms	**3**

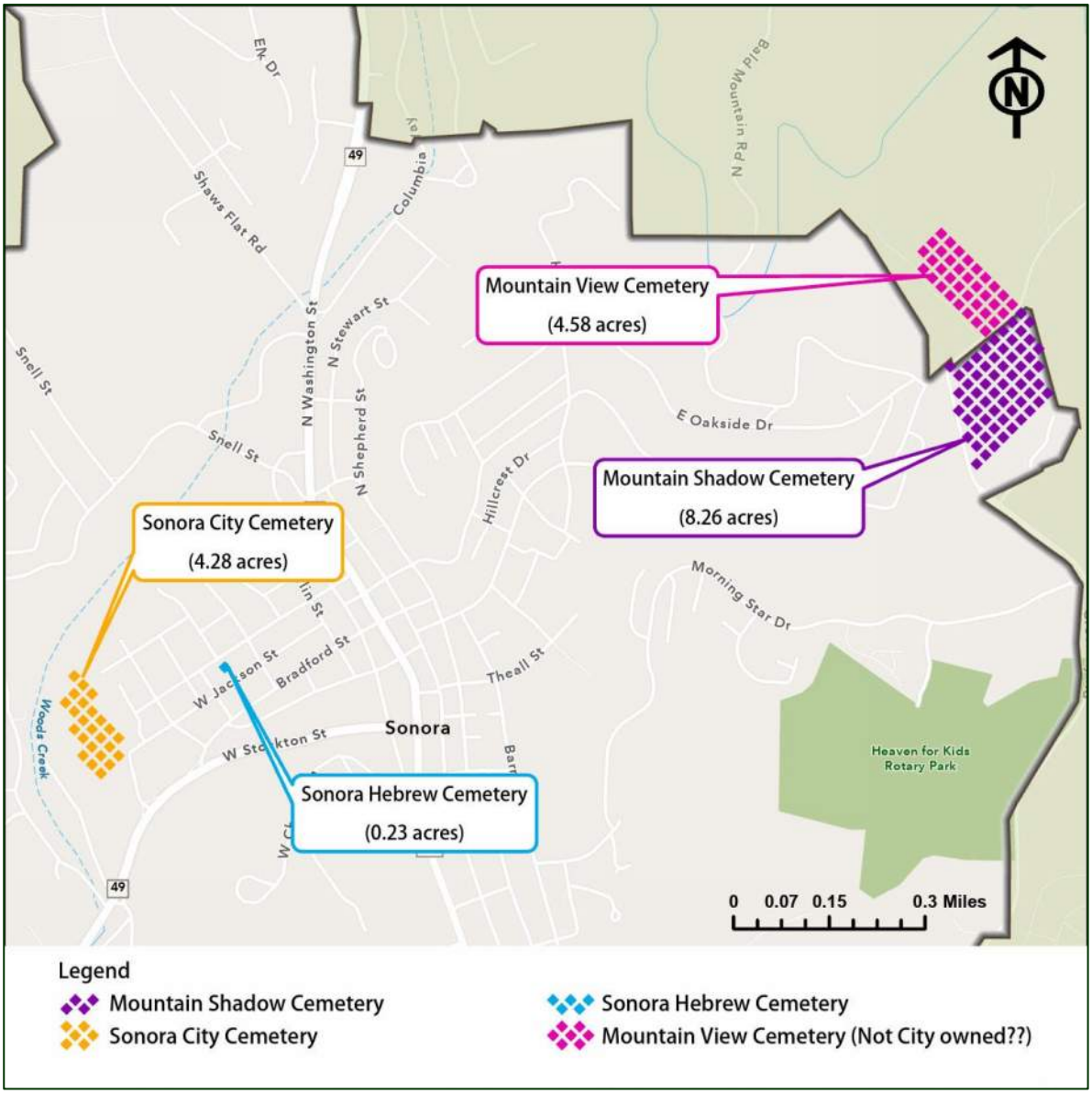

Figure 12. Map of City-owned Cemeteries

III. Administrative Services

Administrative Services Overview

Item C.

June 2024

City Administrator
Chris Gorsky*

City Hall
94 Washington Street
Sonora CA, 95370

The Administrative Department is responsible for managing and overseeing the entire City organization. This department incorporates several key programs, including City Council, City Clerk, City Administration, Finance, Human Resources, Risk Management, Information Technology and Fleet Management, General Services, and Medical Self-Insurance (Dental).

Full-Time Employees

In 2023/24, the Department had 5 full-time employee, see Table 20.

Vehicles

3 vehicles are leased for the Administrative Department.

Funding

General Fund revenues, along with revenues such as Property Tax, Transient Occupancy Tax, and Sales and Use Tax, support the Administrative Department.

Table 21. Community Department Staff

Staff Type	No.
City Administrator	1.0
City Attorney	0.0
Administrative Svs Director	1.0
Administrative Svs Officer (Clerk)	1.0
Administrative Analyst	0.0
Finance Assistant	2.0
Deputy City Clerk	0.0
Office Assistant – Accounting Tech	0.0
Fleet Mechanic Supervisor	0.0
Total Department FTE's	**5.0**

*Chris Corsky was appointed as the City Manager in December 2025.

Administrative Services Project List

In late 2023 and early 2024, the Department leads were given a questionnaire that asked them about their knowledge of the City-owned assets related to their respective departments. The responses provided by the department leads were analyzed to determine what the city owns and what it needs. This was the initial step in the process of assessing the city's assets.

Table 22. Summary of Administrative Services Department Projects	
Repair/Replace Projects	
Public Works Maintenance and Shop Roof Replacement	B
Stewart Street Parking Lot Drainage Repair	R
City Hall Building Repair (first floor sheetrock cracking and air quality test)	R
Education Center HVAC update and Replacement	R
S. Washington St (Red Church towards Shaw's Flat) Repair/Replacement	R
City Hall Server Replacement	T
Public Works Bucket Truck Replacement	V
Public Works Light Duty Vehicle Replacement (2 trucks)	V
Public Works Dump Truck Replacement	V
Parking Garage Repair	B
Fire Museum Improvement Project (repair drainage problem and paint exterior)	B
Maintenance & Inspection Projects	
City of Sonora Parking Lot and Garage Maintenance Program	R
City Wide Sidewalk Inspection and Maintenance Program	R
City-wide Bridge Inspection Program	R
Main Drain Annual Inspection	D
City of Sonora Cemetery Building Inspection	B
Grigsby Restroom Building Inspection	B
Police Station Annual Building Inspection	B
Stewart Street House Annual Building Inspection	B
Opera Hall Annual Building Inspection	B
Stewart Street Restroom and Parking Lot Annual Inspection	B
CNVC Annual Building Inspection	B
City Hall Annual Building Inspection	B
Education Center Annual Inspection	B
‘Cutler House”/ Dragoon House Annual Site Inspection	B
Fire Station Annual Inspection	B

IV. Community Development

Community Development Overview

Item C.

June 2024

Department Lead
Tyler Summersett

City Hall
94 Washington Street
Sonora CA, 95370

The Community Development Department works with elected and appointed officials, other departments, and the community to guide the city's physical growth, development, and preservation. Community development helps plan, build, and maintain a thriving city and encompasses many aspects. As such, the Department oversees several programs and projects designed to benefit its residents and businesses.

Full-Time Employees

In 2023/24, the Department had 1 full-time employee, see Table 22.

Vehicles

No vehicles are leased for the Community Development Department.

Funding

A combination of general fund revenues, generated fees, and grant funding support the Community Development Department.

Table 23. Community Department Staff

Staff Type	No.
Community Development Director	1.0
Community Development Specialist I	0.0
Community Development Specialist II	0.0
City Planner I/II	0.0
Building Inspector	0.0
Special Programs Coordinator	0.0
Total Department FTE's	**1.0**

Community Development Project List

In late 2023 and early 2024, the Department leads were given a questionnaire that asked them about their knowledge of the City-owned assets related to their respective departments. The responses provided by the department leads were analyzed to determine what the city owns and what it needs. This was the initial step in the process of assessing the city's assets.

Table 24. Community Development Department Projects	
Bicycle, Pedestrian & Beautification Projects	
S Stewart St Pedestrian Facility	-
Linoberg St Pedestrian Facility	-
Red Church Pedestrian and Traffic Improvement Project	-
Stockton – Washington Beautification & Transit Project	-
Stockton Street – West Gateway Project (Phase I)	-
Stockton Street – West Gateway Project (Phase II)	-
South Washington Gateway Project (S. Washington – 108 to Hospital Rd)	-
Hwy 49 North Gateway Project	-
Washington Street & Hospital Road	-
Roadway Projects	
Linoberg St Retaining Wall	-
N Stewart Retaining Wall	-
Snell St Improvements	-
Washington St & Hospital Road	-
South Washington St Corridor	-
Washington Street Downtown Core	-
Linoberg Paseo	-
Stewart Street Improvements	-
Park Projects	
Coffill Park Improvement Project	-
Stewart Street Plaza (Stewart St & Shepherd St. and Theall St.)	-

Table 24. Community Development Department Projects (Continued)	
Miscellaneous Projects	
Parking Structure Project (Within Stewart Street Plaza)	-
Stewart Street Public Restroom Project (Corner of Stewart St & Theall St.)	-
Railroad Bridge Enhancement (Hwy 108 at S. Washington St)	-
Bus Transfer Station (Corner of Shepard St. 7 Church St)	-
Public Spaces & Parklets	-
Signage & Wayfinding	-

V. Police Department

Police Department Overview

Item C.

June 2024

Police Department
Chief Turu VanderWiel

Police Station
100 S Green St
Sonora, CA 95370

The Sonora Police Department provides police services to the City of Sonora. This entails offering prompt responses to both emergency and non-emergency calls for service, identification of criminal activity, dispatch services, investigation and prosecution of crimes, personnel training, crime prevention and community outreach initiatives, traffic safety, records maintenance, property and evidence management, community problem-solving, and animal control services.

Full-Time Employees
In 2023/24, the Department had 24.1 full-time employees, see Table 24.

Vehicles
27 vehicles are leased for the Police Department (funds through xx)

Funding
The General Fund provides the largest amount of unrestricted funds for the Department's operational needs. The balance of the Department's budget is from Measure I and the Supplemental Law Enforcement Fund (SLESF).

Table 25. Police Department Staff

Staff Type	No.
Chief of Police	1.0
Police Lieutenant	1.0
Police Sargent	2.0
Police Officer (includes Corporal Max 2)	10
Reserve Police Officer (PT)	0.2
Community Service Officer (PT)	1.6
Communication Dispatcher	5.0
Communications Dispatcher Relief	1.3
Police Records Technician	1.0
Information Technology Tech	0.2
Homeless Outreach Coordinator	0.8
Total Department FTE's	**24.1**

Police Department Project List

In late 2023 and early 2024, the department leads were given a questionnaire asking them about their knowledge of the city-owned assets related to their respective departments. The responses provided by the department leads were analyzed to determine what the city owns and what it needs. This was the initial step in the process of assessing the city's assets.

While the Capital Improvement Plan (CIP) was being developed, a Needs Assessment of the existing Police Station was performed. The City Council had approved a $50,000 contract with the company Vanir to conduct the Needs Assessment. The project was necessary due to the existing building being insufficient in size and lacking room for expansion. All of the Police Department's operations are housed at 100 South Green Street in a 2,418 square-foot facility. Additional projects are assumed to be coming as a result of the Condition Assessment.

Table 26. Police Department Projects

Current Needs	
Police Station Exterior Hardening, including updated camera systems, secure parking lot, updated key cards, and building protection system.	T
Repair/Replace Project Future Needs	
New Police Station Building and Parking Lot	B
Police Rifles, Firearms and Tactical Equipment	E
Portable and Mobile Radios	E
Mobile Data Computers	E
Additional Support Vehicles	V
Updated City-Wide Evacuation Plan	P
Police Department Firing Range	O
Maintenance Projects	
Existing Police Department Facility Inspection and Maintenance	B
Police Department Vehicle Inspections	V
Technology Needs	
Operating Server System Upgrade	T

VI. Fire Department

Fire Department Overview

Item C.

June 2025

Fire Department
Chief Brittan Gregory

Fire Station
201 South Shepherd St
Sonora, California

The Sonora Fire Department provides fire services and offers all-risk/all-hazard emergency services to the city and surrounding areas of Tuolumne County. The department is staffed with two full-time personnel and intern/volunteer firefighters when available. It relies on the participation of volunteers, off-duty full-time and part-time personnel, and other County fire resources to handle large emergency events. The Fire Department responds to over 2000 emergency calls for service each year.

Full-Time Employees

In 2023/24, the Department had **2** full-time personnel and intern/volunteer firefighters when available.

Vehicles

The Fire Department currently has 9 vehicles. The City's contract with Enterprise does not include the department's Fire Trucks.

Funding

The General Fund provides the largest amount of unrestricted funds for the Department's operational needs. This fund supports most of the operational costs associated with the department's services. The balance of the Department's budget is from Measure I. This budget has been established based on the personnel, equipment, and supplies needed to deliver the Department's services.

Table 27. Fire Department Staff

Staff Type	No.
Fire Chief	1.0
Fire Captain	3.0
Fire Engineer	3.0
Fire Engineer Relief	0.8
Volunteers	0.3
Interns	0.1
Office Assistant	0.6
Total Department FTE's	**8.8**

Fire Department Project List

In late 2023 and early 2024, the department leads were given a questionnaire asking about their knowledge of the city-owned assets related to their respective departments. The responses provided by the department leads were analyzed to determine what the city owns and needs. This was the initial step in assessing the city's assets.

The Fire Department Chief actively searches for and applies for grants to help fund the department's essentials, including vehicles, radios, protective gear, and other necessities. Her dedication to locating funds recently helped acquire the department's new fire trucks, as shown in Figure 13. Capital projects identified for the Fire Department are summarized in Table 27.

Figure 13. Recently purchased Sonora Fire Department Trucks

Table 28. Fire Department Projects	
Maintenance and Replacement Projects	
Fire Station Facility Inspection and Maintenance	M
Fire Department Vehicle Inspections	V
Utility Vehicle Replacement (a truck with no camper shell is preferred due to functionality)	V
Fire Station Roof Replacement	B
Fire Station Exterior Paint Project	B
Parking Lot Resurfacing, Painting and Reconfiguration	P
Roll-Up Door and Motor Repair and Replacement	B
Type 1 (T1) Fire Truck Replacement	V
Patrol Vehicle Replacement	V

VII. Public Works

Public Works Department Overview

Item C.

June 2024

Department Lead
Chris Corsky*

Public Works Department
111 W School St
Sonora, California

The Public Works Department is tasked with maintaining the city's infrastructure and facilities. This includes repairing streets, fixing storm drains, maintaining buildings, parks, parking lots, and cemeteries. The Department consistently delivers high-quality services with the available staff and resources.

Full-Time Employees
In 2023/2024, the Public Works Department had **6** full-time employees. See Table 28.

Vehicles
19 vehicles are leased for the Public Works Department.

Funding
General Fund revenues, along with Measure I funds, support the Department. Public Works receives 15% of all revenue collected from Measure I.

Table 29. Public Works Department Staff

Staff Type	No.
Public Works Director	0.0
Public Works Supervisor	1.0
Public Works Supervisor I/II	3.0
Public Works Assistant	2.0
Total Department FTE's	**6.0**

*Chris Corsky was appointed as the City Manager in December 2025.

Public Works Project List

In late 2023 and early 2024, the Department leads were given a questionnaire that asked them about their knowledge of the City-owned assets related to their respective departments. The responses provided by the department leads were analyzed to determine what the city owns and what it needs. This was the initial step in the process of assessing the city's assets.

Table 30. Public Works Projects	
Parking Lot Improvements Project/Studies	
Church Street & Stewart Street Parking Lot	P
Mehun Street & Stewart Street/Shepherd Parking Lot	P
Lyons Street & Stewart Street/Shepherd Street Parking Lot	P
City-Wide Parking Study	P
City Parking Garage Repair and Improvements	P
Road & Drainage Projects	
Hospital Road Reconstruction Project	R
City Road Preservation Program	R
City Road Repaving and Reconstruction Program	R
Barretta Street/Church Street Intersection Improvements	R
Snell Street Road Reconstruction and Sidewalk Improvements	R
Snell Street Road Reconstruction & Drainage Improvement Project	R
Sonora Main Drain	R
Hope Lane Storm Drain Improvements	R
Farmers Market Sidewalk Repair Project	R
Retaining Wall Project	R
Linoberg Road Retaining Wall Project	
North Stewart Street Retaining Wall Project	RW
Barretta Street Upper Retaining Wall Replacement	RW

Appendix A - City Asset Inventory

Buildings

CITY OF SONORA CIP
INVENTORY SHEET

BUILDING NAME & ADDRESS	City Hall – 94 North Washington Street, Sonora CA 95370
RESPONSIBLE DEPARTMENT:	Administrative Services
DATE PREPARED:	4/1/2024
SQUARE FOOTAGE:	9,318
SCOPE OF WORK RECOMMENDED **A FEW SENTENCES ABOUT KNOWN BUILDING ISSUES, HISTORY OF REPAIRS, AND BASIS OF ESTIMATES.**	Inspection needed.

	AGE/TYPE	CONDITION	COST TO REPAIR/REPLACE
OVERALL BUILDING	85	Average	$3,036,000 (2023 appraisal)
ROOF	Single Membrane/ Clay Tile		
HVAC	Rooftop		
EXTERIOR PAINT	Stucco/Metal Glass Curtain		
FLOORING	Carpeting		
RESTROOMS			
PARKING LOT	City Hall Parking Garage (Next Door)		
OTHER:	This building has not been inspected for some time. There is a large superficial crack in the sheetrock on the first floor. Also, the building needs an air quality test to ensure it is safe to work there. There is a history of water intrusion downstairs. $15,000 allocated annually for minor repairs.		

CITY OF SONORA CIP
INVENTORY SHEET

AS-B10

BUILDING NAME & ADDRESS	Opera Hall, 250 South Washington Avenue, Sonora CA 95370
RESPONSIBLE DEPARTMENT:	Public Works
DATE PREPARED:	4/1/2024
SQUARE FOOTAGE:	7,240
SCOPE OF WORK RECOMMENDED **A FEW SENTENCES ABOUT KNOWN BUILDING ISSUES, HISTORY OF REPAIRS, AND BASIS OF ESTIMATES.**	Inspection Needed.

	AGE/TYPE	CONDITION	COST TO REPAIR/REPLACE
OVERALL BUILDING	139	Good	$2,190,000 (2023 appraisal)
ROOF	Metal		
HVAC	Central Heat and Air		
EXTERIOR WALLS	Brick on studs, wood siding on studs		
FLOORING	Carpeting, wood		
RESTROOMS			
PARKING LOT	n/a		
OTHER:	Only minor repairs are made as problems occur.		

CITY OF SONORA CIP
INVENTORY SHEET

AS-B11

BUILDING NAME & ADDRESS	Fire Museum and Senior Lounge– 125 North Washington Street, Sonora CA 95370
RESPONSIBLE DEPARTMENT:	Administrative Services
DATE PREPARED:	4/1/2024
SQUARE FOOTAGE:	2,754
SCOPE OF WORK RECOMMENDED **A FEW SENTENCES ABOUT KNOWN BUILDING ISSUES, HISTORY OF REPAIRS, AND BASIS OF ESTIMATES.**	Inspection Needed. The roof must be replaced as it has leaked for years, and the exterior must be painted as it has been an eyesore to downtown for years.

	AGE/TYPE	CONDITION	COST TO REPAIR/REPLACE
OVERALL BUILDING	40	Average	$781,200(2023 appraisal)
ROOF	Single membrane		
HVAC	Rooftop		
EXTERIOR PAINT	Wood siding on studs, glass metal curtain		
FLOORING	Sealer		
RESTROOMS			
PARKING LOT	13 parking spots available, parking lot shows minor wear and cracking		
OTHER:	The drainage has always been an issue as other properties above drain into this property, and the building has not been painted in more than 39 years.		

CITY OF SONORA CIP
INVENTORY SHEET

AS-B12

BUILDING NAME & ADDRESS	Visitors Center–542 West Stockton Avenue, Sonora CA 95370
RESPONSIBLE DEPARTMENT:	Administrative Services
DATE PREPARED:	4/1/2024
SQUARE FOOTAGE:	1,851
SCOPE OF WORK RECOMMENDED **A FEW SENTENCES ABOUT KNOWN BUILDING ISSUES, HISTORY OF REPAIRS, AND BASIS OF ESTIMATES.**	Inspection Needed.

	AGE/TYPE	CONDITION	COST TO REPAIR/REPLACE
OVERALL BUILDING	40	Average	$446,000(2023 appraisal)
ROOF	Asphalt Shingles		
HVAC	Central Heat/Air		
EXTERIOR PAINT	Wood Siding on Block		
FLOORING	Carpeting, Vinyl		
RESTROOMS			
PARKING LOT			
OTHER:			

CITY OF SONORA CIP

PROJECT FACT SHEET

CD-B1

BUILDING NAME & ADDRESS	Farmers Market Office & Restroom, 37 Theall Street, Sonora CA 95370
RESPONSIBLE DEPARTMENT:	Public Work
DATE PREPARED:	4/1/2024
SQUARE FOOTAGE:	1,210
SCOPE OF WORK RECOMMENDED **A FEW SENTENCES ABOUT KNOWN BUILDING ISSUES, HISTORY OF REPAIRS, AND BASIS OF ESTIMATES.**	Inspection Needed.

	AGE/TYPE	CONDITION	COST TO REPAIR/REPLACE
OVERALL BUILDING	41	Average	$340,900 (2023 appraisal)
ROOF	Concrete		
HVAC	Heat/Air Conditioning Pump		
EXTERIOR WALLS	Stucco on studs, reinforced concrete		
FLOORING	Sealer		
RESTROOMS			
PARKING LOT	n/a		
OTHER:	It was remodeled in 2021, primarily to repair water intrusion. It must be inspected to determine future maintenance needs and determine whether the repairs have stopped the water intrusion.		

Building Name & Address	Fire Station, 201 South Shepherd Street, Sonora CA 95370
Responsible Department:	Public Work
Date Prepared:	4/1/2024
Square Footage:	9,564
Scope of Work Recommended **A few sentences about known building issues, history of repairs, and basis of estimates.**	Inspection Needed.

	Age/Type	Condition	Cost to Repair/Replace
Overall Building	26	Average	$127,200 (2023 appraisal)
Roof	Metal		
HVAC	Rooftop		
Exterior Walls	Wood siding on studs, glass metal curtain		
Flooring	Carpeting, Sealer		
Restrooms			
Parking Lot	n/a		
OTHER:	Has a Fire Alarm and Sprinkler System. Built-in cabinets, lockers, and bookcases. Bays (3) The roof has leaked for years and needs exterior paint.		

Building Name & Address	City Hall Parking Garage– 94 North Washington Street, Sonora CA 95370
Responsible Department:	Administrative Services
Date Prepared:	4/1/2024
Square Footage:	30,784
Scope of Work Recommended **A few sentences about known building issues, history of repairs, and basis of estimates.**	The structure was inspected in 2023. See the Asset Fact Sheet included under the "Parking Lot" section. Repairs identified during the inspection are included as a project in the 2024 CIP.

	Age/Type	Condition	Cost to Repair/Replace
Overall Building	~40	Average	$2,900,000 (2023 appraisal)
Roof	Built-up smooth		
HVAC	n/a		
Exterior Paint	Brick on concrete block, concrete block		
Flooring	Sealer		
Restrooms			
Parking Lot			
OTHER:	The structure has leaked from the top parking floor to floors below as the expansion joints have widened. There are also concrete chunks sluffing off, which is a possible hazard to people and property.		

Building Name & Address	Maintenance Office & Shop, 111 School Street, Sonora CA 95370
Responsible Department:	Public Works
Date Prepared:	4/1/2024
Square Footage:	7,143
Scope of Work Recommended **A few sentences about known building issues, history of repairs, and basis of estimates.**	Inspection Needed.

	Age/Type	Condition	Cost to Repair/Replace
Overall Building	30	Good	$682,600 (2023 appraisal)
Roof	Metal		
HVAC	Rooftop Heat and Air		
Exterior Walls	Metal Sidings/Studs		
Flooring	Sealer		
Restrooms			
Parking Lot	n/a		
OTHER:			

CITY OF SONORA CIP
INVENTORY SHEET

BUILDING NAME & ADDRESS	City Hall – 94 North Washington Street, Sonora CA 95370
RESPONSIBLE DEPARTMENT:	Administrative Services
DATE PREPARED:	4/1/2024
SQUARE FOOTAGE:	9,318
SCOPE OF WORK RECOMMENDED **A FEW SENTENCES ABOUT KNOWN BUILDING ISSUES, HISTORY OF REPAIRS, AND BASIS OF ESTIMATES.**	Inspection needed.

	AGE/TYPE	CONDITION	COST TO REPAIR/REPLACE
OVERALL BUILDING	85	Average	$3,036,000 (2023 appraisal)
ROOF	Single Membrane/ Clay Tile		
HVAC	Rooftop		
EXTERIOR PAINT	Stucco/Metal Glass Curtain		
FLOORING	Carpeting		
RESTROOMS			
PARKING LOT	City Hall Parking Garage (Next Door)		
OTHER:	This building has not been inspected for some time. There is a large superficial crack in the sheetrock on the first floor. Also, the building needs an air quality test to ensure it is safe to work there. There is a history of water intrusion downstairs. $15,000 allocated annually for minor repairs.		

CITY OF SONORA CIP
INVENTORY SHEET

AS-B10

BUILDING NAME & ADDRESS	Opera Hall, 250 South Washington Avenue, Sonora CA 95370
RESPONSIBLE DEPARTMENT:	Public Works
DATE PREPARED:	4/1/2024
SQUARE FOOTAGE:	7,240
SCOPE OF WORK RECOMMENDED **A FEW SENTENCES ABOUT KNOWN BUILDING ISSUES, HISTORY OF REPAIRS, AND BASIS OF ESTIMATES.**	Inspection Needed.

	AGE/TYPE	CONDITION	COST TO REPAIR/REPLACE
OVERALL BUILDING	139	Good	$2,190,000 (2023 appraisal)
ROOF	Metal		
HVAC	Central Heat and Air		
EXTERIOR WALLS	Brick on studs, wood siding on studs		
FLOORING	Carpeting, wood		
RESTROOMS			
PARKING LOT	n/a		
OTHER:	Only minor repairs are made as problems occur.		

CITY OF SONORA CIP
INVENTORY SHEET

AS-B11

BUILDING NAME & ADDRESS	Fire Museum and Senior Lounge– 125 North Washington Street, Sonora CA 95370
RESPONSIBLE DEPARTMENT:	Administrative Services
DATE PREPARED:	4/1/2024
SQUARE FOOTAGE:	2,754
SCOPE OF WORK RECOMMENDED **A FEW SENTENCES ABOUT KNOWN BUILDING ISSUES, HISTORY OF REPAIRS, AND BASIS OF ESTIMATES.**	Inspection Needed. The roof must be replaced as it has leaked for years, and the exterior must be painted as it has been an eyesore to downtown for years.

	AGE/TYPE	CONDITION	COST TO REPAIR/REPLACE
OVERALL BUILDING	40	Average	$781,200(2023 appraisal)
ROOF	Single membrane		
HVAC	Rooftop		
EXTERIOR PAINT	Wood siding on studs, glass metal curtain		
FLOORING	Sealer		
RESTROOMS			
PARKING LOT	13 parking spots available, parking lot shows minor wear and cracking		
OTHER:	The drainage has always been an issue as other properties above drain into this property, and the building has not been painted in more than 39 years.		

CITY OF SONORA CIP
INVENTORY SHEET

AS-B12

BUILDING NAME & ADDRESS	Visitors Center–542 West Stockton Avenue, Sonora CA 95370
RESPONSIBLE DEPARTMENT:	Administrative Services
DATE PREPARED:	4/1/2024
SQUARE FOOTAGE:	1,851
SCOPE OF WORK RECOMMENDED **A FEW SENTENCES ABOUT KNOWN BUILDING ISSUES, HISTORY OF REPAIRS, AND BASIS OF ESTIMATES.**	Inspection Needed.

	AGE/TYPE	CONDITION	COST TO REPAIR/REPLACE
OVERALL BUILDING	40	Average	$446,000(2023 appraisal)
ROOF	Asphalt Shingles		
HVAC	Central Heat/Air		
EXTERIOR PAINT	Wood Siding on Block		
FLOORING	Carpeting, Vinyl		
RESTROOMS			
PARKING LOT			
OTHER:			

Building Name & Address	Farmers Market Office & Restroom, 37 Theall Street, Sonora CA 95370
Responsible Department:	Public Work
Date Prepared:	4/1/2024
Square Footage:	1,210
Scope of Work Recommended **A few sentences about known building issues, history of repairs, and basis of estimates.**	Inspection Needed.

	Age/Type	Condition	Cost to Repair/Replace
Overall Building	41	Average	$340,900 (2023 appraisal)
Roof	Concrete		
HVAC	Heat/Air Conditioning Pump		
Exterior Walls	Stucco on studs, reinforced concrete		
Flooring	Sealer		
Restrooms			
Parking Lot	n/a		
OTHER:	It was remodeled in 2021, primarily to repair water intrusion. It must be inspected to determine future maintenance needs and determine whether the repairs have stopped the water intrusion.		

CITY OF SONORA CIP

PROJECT FACT SHEET

FD-B1

BUILDING NAME & ADDRESS	Fire Station, 201 South Shepherd Street, Sonora CA 95370
RESPONSIBLE DEPARTMENT:	Public Work
DATE PREPARED:	4/1/2024
SQUARE FOOTAGE:	9,564
SCOPE OF WORK RECOMMENDED **A FEW SENTENCES ABOUT KNOWN BUILDING ISSUES, HISTORY OF REPAIRS, AND BASIS OF ESTIMATES.**	Inspection Needed.

	AGE/TYPE	CONDITION	COST TO REPAIR/REPLACE
OVERALL BUILDING	26	Average	$127,200 (2023 appraisal)
ROOF	Metal		
HVAC	Rooftop		
EXTERIOR WALLS	Wood siding on studs, glass metal curtain		
FLOORING	Carpeting, Sealer		
RESTROOMS			
PARKING LOT	n/a		
OTHER:	Has a Fire Alarm and Sprinkler System. Built-in cabinets, lockers, and bookcases. Bays (3) The roof has leaked for years and needs exterior paint.		

Building Name & Address	City Hall Parking Garage– 94 North Washington Street, Sonora CA 95370
Responsible Department:	Administrative Services
Date Prepared:	4/1/2024
Square Footage:	30,784
Scope of Work Recommended **A few sentences about known building issues, history of repairs, and basis of estimates.**	The structure was inspected in 2023. See the Asset Fact Sheet included under the "Parking Lot" section. Repairs identified during the inspection are included as a project in the 2024 CIP.

	Age/Type	Condition	Cost to Repair/Replace
Overall Building	~40	Average	$2,900,000 (2023 appraisal)
Roof	Built-up smooth		
HVAC	n/a		
Exterior Paint	Brick on concrete block, concrete block		
Flooring	Sealer		
Restrooms			
Parking Lot			
OTHER:	The structure has leaked from the top parking floor to floors below as the expansion joints have widened. There are also concrete chunks sluffing off, which is a possible hazard to people and property.		

Building Name & Address	Maintenance Office & Shop, 111 School Street, Sonora CA 95370
Responsible Department:	Public Works
Date Prepared:	4/1/2024
Square Footage:	7,143
Scope of Work Recommended **A few sentences about known building issues, history of repairs, and basis of estimates.**	Inspection Needed.

	Age/Type	Condition	Cost to Repair/Replace
Overall Building	30	Good	$682,600 (2023 appraisal)
Roof	Metal		
HVAC	Rooftop Heat and Air		
Exterior Walls	Metal Sidings/Studs		
Flooring	Sealer		
Restrooms			
Parking Lot	n/a		
OTHER:			

CITY OF SONORA CIP

PROJECT FACT SHEET

PW-B4

BUILDING NAME & ADDRESS	Cemetery Office & Storage Building, Lyons Bald Mountain, Sonora CA 95370
RESPONSIBLE DEPARTMENT:	Public Works
DATE PREPARED:	4/1/2024
SQUARE FOOTAGE:	825
SCOPE OF WORK RECOMMENDED **A FEW SENTENCES ABOUT KNOWN BUILDING ISSUES, HISTORY OF REPAIRS, AND BASIS OF ESTIMATES.**	Inspection Needed.

	AGE/TYPE	CONDITION	COST TO REPAIR/REPLACE
OVERALL BUILDING	74	Average	$127,200 (2023 appraisal)
ROOF	Asphalt Shingles		
HVAC	n/a		
EXTERIOR WALLS	Native Stone		
FLOORING	Sealer		
RESTROOMS			
PARKING LOT	n/a		
OTHER:	Small building, not understanding of annual costs or what will be needed.		

BUILDING NAME & ADDRESS	Cutler House, 11291 Racetrack Road, Sonora CA, 95370
RESPONSIBLE DEPARTMENT:	
DATE PREPARED:	4/1/2024
SQUARE FOOTAGE:	1,298
FLOORS:	1
SCOPE OF WORK RECOMMENDED A FEW SENTENCES ABOUT KNOWN BUILDING ISSUES, HISTORY OF REPAIRS, AND BASIS OF ESTIMATES.	

	AGE	TYPE	CONDITION	COST TO REPAIR/REPLACE
OVERALL BUILDING	81	Wood Frame/Combustible	Average	$258,900 (2023 appraisal)
ROOF		Asphalt Shingles		
HVAC		Heat pump		
EXTERIOR PAINT		Wood siding on studs/Brick on studs		
FLOORING		Carpeting		
FIRE ALARM	N/A			
SPRINKLER TYPE	N/A			
SECURITY SYSTEM	N/A			
FOUNDATION	81	Concrete Slab on the ground		
RESTROOMS				
PARKING LOT				
OTHER:				

CITY OF SONORA CIP

PROJECT FACT SHEET

PW-B4

BUILDING NAME & ADDRESS	Cemetery Office & Storage Building, Lyons Bald Mountain, Sonora CA 95370
RESPONSIBLE DEPARTMENT:	Public Works
DATE PREPARED:	4/1/2024
SQUARE FOOTAGE:	825
SCOPE OF WORK RECOMMENDED **A FEW SENTENCES ABOUT KNOWN BUILDING ISSUES, HISTORY OF REPAIRS, AND BASIS OF ESTIMATES.**	Inspection Needed.

	AGE/TYPE	CONDITION	COST TO REPAIR/REPLACE
OVERALL BUILDING	74	Average	$127,200 (2023 appraisal)
ROOF	Asphalt Shingles		
HVAC	n/a		
EXTERIOR WALLS	Native Stone		
FLOORING	Sealer		
RESTROOMS			
PARKING LOT	n/a		
OTHER:	Small building, not understanding of annual costs or what will be needed.		

BUILDING NAME & ADDRESS	Cutler House, 11291 Racetrack Road, Sonora CA, 95370
RESPONSIBLE DEPARTMENT:	
DATE PREPARED:	4/1/2024
SQUARE FOOTAGE:	1,298
FLOORS:	1
SCOPE OF WORK RECOMMENDED A FEW SENTENCES ABOUT KNOWN BUILDING ISSUES, HISTORY OF REPAIRS, AND BASIS OF ESTIMATES.	

	AGE	TYPE	CONDITION	COST TO REPAIR/REPLACE
OVERALL BUILDING	81	Wood Frame/Combustible	Average	$258,900 (2023 appraisal)
ROOF		Asphalt Shingles		
HVAC		Heat pump		
EXTERIOR PAINT		Wood siding on studs/Brick on studs		
FLOORING		Carpeting		
FIRE ALARM	N/A			
SPRINKLER TYPE	N/A			
SECURITY SYSTEM	N/A			
FOUNDATION	81	Concrete Slab on the ground		
RESTROOMS				
PARKING LOT				
OTHER:				

BUILDING NAME & ADDRESS	Cutler Property Storage Shed, 11291 Racetrack Road, Sonora CA, 95370
RESPONSIBLE DEPARTMENT:	Administrative Services
DATE PREPARED:	4/1/2024
SQUARE FOOTAGE:	672
FLOORS:	1
SCOPE OF WORK RECOMMENDED A FEW SENTENCES ABOUT KNOWN BUILDING ISSUES, HISTORY OF REPAIRS, AND BASIS OF ESTIMATES.	

	AGE	TYPE	CONDITION	COST TO REPAIR/REPLACE
OVERALL BUILDING	81	Wood Frame/Combustible	Average	$52,100 (2023 appraisal)
ROOF		Metal		
HVAC	N/A			
EXTERIOR PAINT		Wood siding on studs		
FLOORING	N/A			
FIRE ALARM	N/A			
SPRINKLER TYPE	N/A			
SECURITY SYSTEM	N/A			
FOUNDATION	81	Raised wood foundation		
RESTROOMS				
PARKING LOT				
OTHER:				

BUILDING NAME & ADDRESS	Cutler Property Carport, 11291 Racetrack Road, Sonora CA, 95370
RESPONSIBLE DEPARTMENT:	
DATE PREPARED:	4/1/2024
SQUARE FOOTAGE:	256
FLOORS:	1
SCOPE OF WORK RECOMMENDED A FEW SENTENCES ABOUT KNOWN BUILDING ISSUES, HISTORY OF REPAIRS, AND BASIS OF ESTIMATES.	

	AGE	TYPE	CONDITION	COST TO REPAIR/REPLACE
OVERALL BUILDING	81	Wood Frame/Combustible	Average	$22,400 (2023 appraisal)
ROOF		Asphalt Shingles		
HVAC	N/A			
EXTERIOR PAINT		Wood siding on studs		
FLOORING		Sealer		
FIRE ALARM	N/A			
SPRINKLER TYPE	N/A			
SECURITY SYSTEM	N/A			
FOUNDATION	81	Concrete Slab on the ground		
RESTROOMS				
PARKING LOT				
OTHER:				

BUILDING NAME & ADDRESS	Cutler Property Storage Shed, 11291 Racetrack Road, Sonora CA, 95370
RESPONSIBLE DEPARTMENT:	Administrative Services
DATE PREPARED:	4/1/2024
SQUARE FOOTAGE:	240
FLOORS:	1
SCOPE OF WORK RECOMMENDED A FEW SENTENCES ABOUT KNOWN BUILDING ISSUES, HISTORY OF REPAIRS, AND BASIS OF ESTIMATES.	

	AGE	TYPE	CONDITION	COST TO REPAIR/REPLACE
OVERALL BUILDING	28	Wood Frame/Combustible	Average	$12,600 (2023 appraisal)
ROOF		Metal		
HVAC	N/A			
EXTERIOR PAINT		Wood siding on studs		
FLOORING		Sealer		
FIRE ALARM	N/A			
SPRINKLER TYPE	N/A			
SECURITY SYSTEM	N/A			
FOUNDATION	28	Concrete Slab on the ground		
RESTROOMS				
PARKING LOT				
OTHER:				

BUILDING NAME & ADDRESS	Stewart Street House, 290 South Stewart St, Sonora CA, 95370
RESPONSIBLE DEPARTMENT:	
DATE PREPARED:	4/1/2024
SQUARE FOOTAGE:	2,600
FLOORS:	2
SCOPE OF WORK RECOMMENDED A FEW SENTENCES ABOUT KNOWN BUILDING ISSUES, HISTORY OF REPAIRS, AND BASIS OF ESTIMATES.	Inspection Needed.

	AGE	TYPE	CONDITION	COST TO REPAIR/REPLACE
OVERALL BUILDING	122	Wood Frame/Combustible	Average	$197,700 (2023 Appraisal)
ROOF		Metal		
HVAC	N/A			
EXTERIOR PAINT		Wood siding on studs, glass metal curtain		
FLOORING	N/A	Wood		
FIRE ALARM	N/A			
SPRINKLER TYPE	N/A			
SECURITY SYSTEM	N/A			
FOUNDATION	122	Concrete slab on ground, Raised wood foundation		
RESTROOMS				
PARKING LOT				
OTHER:	This dilapidated house was to be a homeless shelter. Those plans have fallen through, but the structure needs to be examined to ensure there are no other potential liabilities, as it has been abandoned.			

BUILDING NAME & ADDRESS	Education Center, 326 North Washington St, Sonora CA, 95370
RESPONSIBLE DEPARTMENT:	
DATE PREPARED:	4/1/2024
SQUARE FOOTAGE:	5,576
FLOORS:	2
SCOPE OF WORK RECOMMENDED A FEW SENTENCES ABOUT KNOWN BUILDING ISSUES, HISTORY OF REPAIRS, AND BASIS OF ESTIMATES.	Inspection Needed. This needs HVAC updates/replacements and has failed an air quality test. This needs to be remediated.

	AGE	TYPE	CONDITION	COST TO REPAIR/REPLACE
OVERALL BUILDING	103	Wood Frame/Combustible	Average	$1,247,000 (2023 Appraisal)
ROOF		Metal		
HVAC	N/A	AC Unit/Heater Unit		
EXTERIOR PAINT		Wood siding on studs		
FLOORING		Sealer		
FIRE ALARM	N/A	Automatic 100%		
SPRINKLER TYPE	N/A	System 100%		
SECURITY SYSTEM	N/A			
FOUNDATION	103	Concrete slab on ground		
RESTROOMS				
PARKING LOT				
OTHER:	Building has (1) passenger elevator (2 stops) and 608 sq.ft canopy. Building was renovated in 2020.			

BUILDING NAME & ADDRESS	Grigsby Restroom, 100 S Green St, Sonora CA, 95370
RESPONSIBLE DEPARTMENT:	
DATE PREPARED:	4/1/2024
SQUARE FOOTAGE:	96
FLOORS:	1
SCOPE OF WORK RECOMMENDED A FEW SENTENCES ABOUT KNOWN BUILDING ISSUES, HISTORY OF REPAIRS, AND BASIS OF ESTIMATES.	Inspection Needed.

	AGE	TYPE	CONDITION	COST TO REPAIR/REPLACE
OVERALL BUILDING	21	Joisted Masonry	Average	$33,300 (2023 Appraisal)
ROOF		Metal		
HVAC	N/A			
EXTERIOR PAINT		Decorative Concrete Block		
FLOORING		Carpeting/Ceramic tile		
FIRE ALARM	N/A			
SPRINKLER TYPE	N/A			
SECURITY SYSTEM	N/A			
FOUNDATION	21	Concrete slab on the ground		
RESTROOMS				
PARKING LOT				
OTHER:	Small Restroom/Park. No understanding of annual costs to maintain or what will be needed.			

BUILDING NAME & ADDRESS	Police Station, 100 S Green St, Sonora CA, 95370
RESPONSIBLE DEPARTMENT:	
DATE PREPARED:	4/1/2024
SQUARE FOOTAGE:	6606
FLOORS:	1
SCOPE OF WORK RECOMMENDED A FEW SENTENCES ABOUT KNOWN BUILDING ISSUES, HISTORY OF REPAIRS, AND BASIS OF ESTIMATES.	A Needs Assessment is currently being developed for the Police Department. It will examine the Station's existing condition and the option of expanding the building to meet the department's needs.

	AGE	TYPE	CONDITION	COST TO REPAIR/REPLACE
OVERALL BUILDING	43	Joisted Masonry	Average	$2,010,000 (2023 Appraisal)
ROOF		Single Membrane		
HVAC	N/A	AC Unit/Heating Unit		
EXTERIOR PAINT		Wood siding on block		
FLOORING		Carpeting/Ceramic tile		
FIRE ALARM	N/A			
SPRINKLER TYPE	N/A			
SECURITY SYSTEM	N/A	Video Surveillance, Keypad doors/locks		
FOUNDATION	43	Concrete slab on the ground		
RESTROOMS				
PARKING LOT		Located above Section of Building		
OTHER:	The current police station only addresses maintenance as needed. The building needs to be inspected to determine the costs of future maintenance.			

BUILDING NAME & ADDRESS	Carport Shed, 111 School St, Sonora CA, 95370
RESPONSIBLE DEPARTMENT:	Public Works
DATE PREPARED:	4/1/2024
SQUARE FOOTAGE:	990
FLOORS:	1
SCOPE OF WORK RECOMMENDED A FEW SENTENCES ABOUT KNOWN BUILDING ISSUES, HISTORY OF REPAIRS, AND BASIS OF ESTIMATES.	

	AGE	TYPE	CONDITION	COST TO REPAIR/REPLACE
OVERALL BUILDING	83	Wood Frame/Combustible	Average	$43,300 (2023 Appraisal)
ROOF		Metal		
HVAC	N/A			
EXTERIOR PAINT		Metal Siding		
FLOORING		Sealer		
FIRE ALARM	N/A			
SPRINKLER TYPE	N/A			
SECURITY SYSTEM	N/A			
FOUNDATION	83	Concrete Slab on the ground		
RESTROOMS				
PARKING LOT				
OTHER:				

BUILDING NAME & ADDRESS	Tool Room and Parking Shed, 111 School St, Sonora CA, 95370
RESPONSIBLE DEPARTMENT:	Public Works
DATE PREPARED:	4/1/2024
SQUARE FOOTAGE:	3,256
FLOORS:	1
SCOPE OF WORK RECOMMENDED A FEW SENTENCES ABOUT KNOWN BUILDING ISSUES, HISTORY OF REPAIRS, AND BASIS OF ESTIMATES.	

	AGE	TYPE	CONDITION	COST TO REPAIR/REPLACE
OVERALL BUILDING	83	Wood Frame/Combustible	Average	$226,200 (2023 Appraisal)
ROOF		Metal		
HVAC	N/A			
EXTERIOR PAINT		Metal Siding		
FLOORING		Sealer		
FIRE ALARM	N/A			
SPRINKLER TYPE	N/A			
SECURITY SYSTEM	N/A			
FOUNDATION	83	Concrete Slab on the ground		
RESTROOMS				
PARKING LOT				
OTHER:				

BUILDING NAME & ADDRESS	Woods Creek Park Pavilion, Sonora CA, 95370
RESPONSIBLE DEPARTMENT:	
DATE PREPARED:	4/1/2024
SQUARE FOOTAGE:	870
FLOORS:	1
SCOPE OF WORK RECOMMENDED A FEW SENTENCES ABOUT KNOWN BUILDING ISSUES, HISTORY OF REPAIRS, AND BASIS OF ESTIMATES.	

	AGE	TYPE	CONDITION	COST TO REPAIR/REPLACE
OVERALL BUILDING	43	Wood	Average	$65,900 (2023 Appraisal)
ROOF		Metal		
HVAC	N/A			
EXTERIOR PAINT		Open		
FLOORING		Sealer		
FIRE ALARM	N/A			
SPRINKLER TYPE	N/A			
SECURITY SYSTEM	N/A			
FOUNDATION	43	Concrete slab on the ground		
RESTROOMS				
PARKING LOT				
OTHER:				

BUILDING NAME & ADDRESS	Woods Creek Restroom, Woods Creek Drive, Sonora CA, 95370
RESPONSIBLE DEPARTMENT:	
DATE PREPARED:	4/1/2024
SQUARE FOOTAGE:	360
FLOORS:	1
SCOPE OF WORK RECOMMENDED A FEW SENTENCES ABOUT KNOWN BUILDING ISSUES, HISTORY OF REPAIRS, AND BASIS OF ESTIMATES.	

	AGE	TYPE	CONDITION	COST TO REPAIR/REPLACE
OVERALL BUILDING	51	JM Joisted Masonry	Average	$109,100 (2023 Appraisal)
ROOF		Metal		
HVAC	N/A			
EXTERIOR PAINT		Wood siding on studs		
FLOORING		Sealer		
FIRE ALARM	N/A			
SPRINKLER TYPE	N/A			
SECURITY SYSTEM	N/A			
FOUNDATION	51	Concrete slab on ground		
RESTROOMS	51			
PARKING LOT				
OTHER:				

CITY COUNCIL AGENDA REPORT

CITY HALL

CITY OF SONORA 94 N. WASHINGTON STREET, SONORA, CA 95370 P: (209) 532-4541

SERVICE, INNOVATION, INTEGRITY, COLLABORATION, RESPECT, LEADERSHIP

DATE: June 15, 2026

TO: Honorable Mayor and Members of the City Council

FROM: Brittan Gregory, Fire Chief

SUBJECT: Authorization to Apply for the Fiscal Year 2025 Assistance to Firefighters Grant (AFG) Program for Replacement of Fire Prevention Vehicle

RECOMMENDATION:

Authorize the Fire Chief to Apply to the Federal Emergency Management Agency (FEMA) Fiscal Year 2025 Assistance to Firefighters Grant (AFG) Program for the Acquisition of a Replacement Fire Prevention Vehicle and Authorize the City Administrator and Fire Chief to Execute all Necessary Grant Application Documents.

BACKGROUND:

The Assistance to Firefighters Grant (AFG) Program is administered by FEMA and is designed to provide funding directly to fire departments for equipment, training, personal protective equipment, emergency response vehicles, health and safety initiatives, and other resources necessary to protect emergency responders and the public. The program's primary objective is to help fire departments meet recognized national standards and improve operational readiness and firefighter safety. The Sonora Fire Department constantly seeks grant opportunities to reduce the financial burden on local taxpayers while maintaining a high level of emergency response. The AFG Program represents one of the most significant federal funding opportunities available to fire departments and has historically funded projects such as self-contained breathing apparatus (SCBA), personal protective equipment (PPE), communications equipment, training, and emergency response vehicles.

DISCUSSION / ANALYSIS:

The Fiscal Year 2025 Assistance to Firefighters Grant Program provides funding opportunities for fire departments to replace aging emergency response vehicles and equipment that no longer meet operational needs. The Fire Department is seeking authorization to apply for grant funding to purchase a replacement Fire Prevention vehicle at an estimated cost of $90,000. The proposed vehicle would serve as the primary platform for fire prevention operations, including Fire and life safety inspections, public education and community outreach programs, emergency incident response and disaster preparedness and community risk reduction initiatives.

CITY COUNCIL AGENDA REPORT

CITY HALL

CITY OF SONORA 94 N. WASHINGTON STREET, SONORA, CA 95370 P: (209) 532-4541

SERVICE, INNOVATION, INTEGRITY, COLLABORATION, RESPECT, LEADERSHIP

Replacement of the existing vehicle will improve reliability, reduce maintenance costs, enhance operational efficiency, and ensure fire personnel have dependable transportation and equipment capabilities necessary to support public safety services throughout the city. Applying for this grant does not obligate the city to purchase the vehicle. Should the grant application be successful, staff will return to the City Council for acceptance of the award.

FISCAL IMPACT:

The estimated project cost is $90,000.

Based on the City's population, the AFG program requires a local cost share of five percent (5%).

Estimated Project Cost: $90,000

Federal Share: $85,714.29

City Match: $4,285.71

The final grant amount and required local contribution will be determined upon award. Matching funds would be budgeted and appropriated at the time of grant acceptance.

CORE COUNCIL PRIORITIES:

Stability, Public Safety and Disaster Preparedness.