

**CITY OF SOUTH JORDAN
COMBINED CITY COUNCIL &
REDEVELOPMENT AGENCY MEETING AGENDA
CITY COUNCIL CHAMBERS
TUESDAY, JUNE 3, 2025 at 6:30 p.m.**



Notice is hereby given that the South Jordan City Council will hold a Combined City Council and Redevelopment Agency meeting at 6:30 p.m. on Tuesday, June 3, 2025. The meeting will be conducted in person in the City Council Chambers, located at 1600 W. Towne Center Drive, South Jordan, Utah, and virtually via Zoom phone and video conferencing. Persons with disabilities requesting assistance should contact the City Recorder at least 24 hours prior to the meeting. The agenda may be amended, and an executive session may be held at the end of the meeting. Times listed are approximate and may be accelerated or delayed.

In addition to in-person attendance, individuals may join virtually using Zoom. Attendees joining virtually may not comment during public comment; virtual participants may only comment on items scheduled for a public hearing. Video must be enabled during the public hearing period. Attendees wishing to present photos or documents to the City Council must attend in person.

If the meeting is disrupted in any way deemed inappropriate by the City, the City reserves the right to immediately remove the individual(s) from the meeting and, if necessary, end virtual access to the meeting. Reasons for removal or ending virtual access include, but are not limited to, posting offensive pictures or remarks, making disrespectful statements or actions, and other actions deemed inappropriate.

The ability to participate virtually depends on the individual's internet connection. To ensure that comments are received regardless of technical issues, please submit them in writing to City Recorder Anna Crookston at acrookston@sjc.utah.gov by 3:00 p.m. on the day of the meeting. Instructions on how to join virtually are provided below.

Join South Jordan City Council Meeting Virtually:

- Join on any device that has internet capability.
- Zoom link, Meeting ID and Password will be provided 24 hours prior to meeting start time.
- Zoom instructions are posted <https://ut-southjordan.civicplus.com/241/City-Council>.

Regular Meeting Agenda: 6:30 p.m.

- A. Welcome, Roll Call, and Introduction:** By Mayor, Dawn R. Ramsey
- B. Invocation:** By Council Member, Patrick Harris
- C. Pledge of Allegiance:** By Director of Public Works, Raymond Garrison
- D. Presentation Items: 6:35 p.m.**
 - D.1. Annie Cast Theater preview. *(By Director of Recreation, Janell Payne)*
 - D.2. City Youth Council end of year report. *(By City Youth Council Mayor, Mylee Wong)*
 - D.3. Oath of Office Ceremony City Youth Council. *(By City Recorder, Anna Crookston)*

D.4. South Valley Chamber of Commerce annual update. *(By South Valley Chamber of Commerce President & Chief Executive Officer, Jay Francise)*

E. Mayor and Council Reports: 7:15 p.m.

F. Public Comment: 7:30 p.m.

This is the time and place on the agenda for any person who wishes to comment. Any person or group wishing to comment on any item not otherwise scheduled for public hearing on the agenda may address the City Council at this point by stepping to the microphone, and giving their name and address for the record. Note, to participate in public comment you must attend City Council Meeting in-person. Comments should be limited to not more than three (3) minutes, unless additional time is authorized by the Chair. Groups wishing to comment will be asked to appoint a spokesperson. Items brought forward to the attention of the City Council will be turned over to staff to provide a response outside of the City Council Meeting. Time taken on non-agenda items, interrupts the process of the noticed agenda.

G. Action Item: 7:45 p.m.

G.1. Resolution R2025-30, Regarding certain parcels owned by the dissolved Glenmoor Special Service District and authorizing the Mayor to sign Quit Claim Deed transferring ownership of those parcels. *(By Assistant City Manager, Don Tingey)*

RECESS CITY COUNCIL MEETING AND MOVE TO REDEVELOPMENT AGENCY MEETING

H. Redevelopment Agency Public Hearing: 8:00 p.m.

H.1. Resolution RDA 2025-02, Adopting a final budget for the Redevelopment Agency of the City of South Jordan, Utah, for the fiscal year 2025-2026. *(By CFO, Sunil Naidu)*

ADJOURN REDEVELOPMENT AGENCY MEETING AND RETURN TO CITY COUNCIL MEETING

I. Public Hearing Items: 8:20 p.m.

I.1. Resolution R2025-21, Adopting a final budget; making appropriations for the support of the City of South Jordan for the fiscal year commencing July 1, 2025 and ending June 30, 2026 and determining the rate of tax, and levying taxes upon all real and personal property within South Jordan City, Utah made taxable by law for year 2025. *(By CFO, Sunil Naidu)*

I.2. Resolution R2025-31, Stating proposed compensation increase for specific City officers. *(By CFO, Sunil Naidu)*

I.3. Ordinance 2025-13, Fixing the compensation for the South Jordan elective and statutory officers. *(By CFO, Sunil Naidu)*

I.4. Ordinance 2025-04, Vacating a portion of Linger Lane right-of-way between Easy Bee Road and Lake Avenue. *(By Director of Planning & Economic Development, Brian Preece)*

J. Staff Reports and Calendaring Items: 9:00 p.m.

ADJOURNMENT

CERTIFICATE OF POSTING

STATE OF UTAH)

COUNTY OF SALT LAKE)

I, Anna Crookston, the duly appointed City Recorder of South Jordan City, Utah, certify that the foregoing City Council Agenda was emailed to at least one newspaper of general circulation within the geographic jurisdiction of the public body. The agenda was also posted at the principal office of the public body and also posted on the Utah State Public Notice Website <http://www.utah.gov/pmn/index.html> and on South Jordan City's website at www.sjc.utah.gov. Published and posted May 30, 2025.

RESOLUTION R2025 - 30

A RESOLUTION OF THE CITY COUNCIL OF THE CITY OF SOUTH JORDAN, UTAH, REGARDING CERTAIN PARCELS OWNED BY THE DISSOLVED GLENMOOR SPECIAL SERVICE DISTRICT AND AUTHORIZING THE MAYOR TO SIGN A QUIT CLAIM DEED TRANSFERRING OWNERSHIP OF THOSE PARCELS.

WHEREAS, the Glenmoor Special Service District (the “Glenmoor SSD”) owned property; and

WHEREAS, in June of 2001 the acting Administrative Control Board for the Glenmoor SSD requested to be relieved of their duties and have the South Jordan City Council assume governance of the Glenmoor SSD; and

WHEREAS, Resolution 2001-23 passed on June 6th, 2001, dissolved the Administrative Control Board of the Glenmoor SSD and transferred their duties to the South Jordan City Council, including the responsibility to manage the property owned by the Glenmoor SSD; and

WHEREAS, South Jordan City maintained and managed all parcels owned by the Glenmoor SSD; and

WHEREAS, there were no ongoing financial obligations owed by the Glenmoor SSD, nor did it have any outstanding service obligations; and

WHEREAS, the South Jordan City Council determined that the Glenmoor SSD was no longer needed for the purposes for which it was formed; and

WHEREAS, the South Jordan City Council dissolved the Glenmoor SSD on June 17, 2003 with Resolution 2003-21, with the dissolution effective June 30, 2003; and

WHEREAS, an oversight left the property in the name of the Glenmoor SSD which no longer existed, rather than immediately transferring the property to the City of South Jordan who had assumed the obligations of the Glenmoor SSD; and

WHEREAS, the South Jordan City Council desires to correct the oversight by authorizing the Mayor to sign such documents as necessary to effectuate changing ownership of the parcels titled to the dissolved Glenmoor SSD; and

WHEREAS, the South Jordan City Council has determined it is in the best interest of the public health, safety and welfare of the City to authorize the Mayor to utilize the authority of the South Jordan City Council acting as the Glenmoor Administrative Control Board to correct the oversight that left parcels titled to a dissolved Glenmoor SSD.

NOW, THEREFORE, BE IT RESOLVED BY THE CITY COUNCIL OF THE CITY OF SOUTH JORDAN, UTAH:

SECTION 1. Authorization to Sign. The City Council hereby authorizes the Mayor to sign the deeds, attached hereto as **Exhibit 1**.

SECTION 2. Severability. If any section, clause or portion of this Resolution is declared invalid by a court of competent jurisdiction, the remainder shall not be affected thereby and shall remain in full force and effect.

SECTION 3. Effective Date. This Resolution shall become effective immediately upon passage.


**APPROVED BY THE CITY COUNCIL OF THE CITY OF SOUTH JORDAN, UTAH,
ON THIS _____ DAY OF _____, 2025 BY THE FOLLOWING VOTE:**

	YES	NO	ABSTAIN	ABSENT
Patrick Harris	_____	_____	_____	_____
Kathie Johnson	_____	_____	_____	_____
Donald Shelton	_____	_____	_____	_____
Tamara Zander	_____	_____	_____	_____
Jason McGuire	_____	_____	_____	_____

Mayor: _____
Dawn R. Ramsey

Attest: _____
Anna Crookston, City Recorder

Approved as to form:



Office of the City Attorney

Exhibit 1

Glenmoor Special Service District Properties

Killmuir Park

- 27071010020000
- 27071010340000

Triangle Park

- 27072530090000

Yorkshire Park

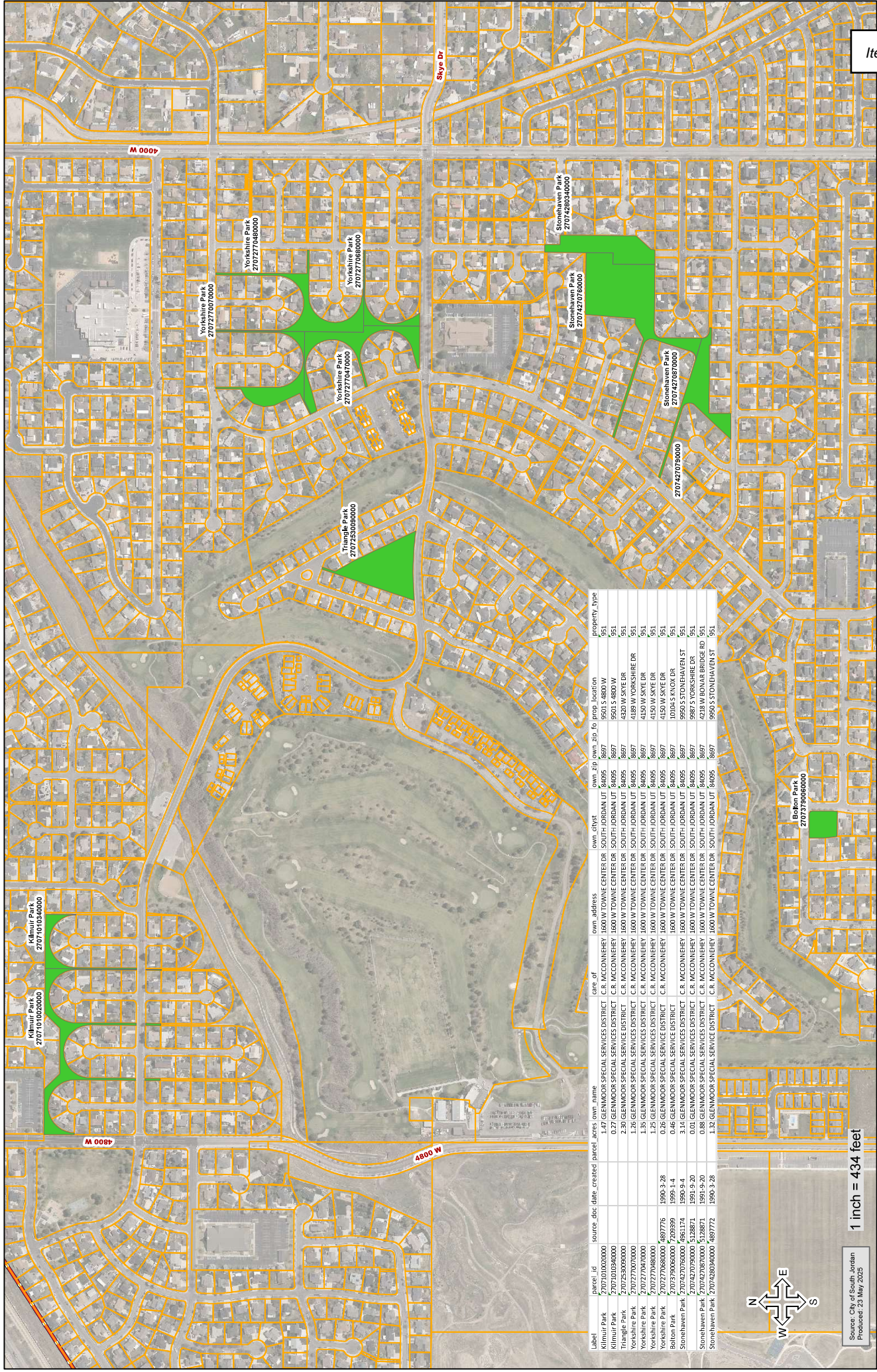
- 27072770070000
- 27072770470000
- 27072770480000
- 27072770680000

Bolton Park

- 27073790060000

Stonehaven Park

- 27074270760000
- 27074270790000
- 27074270870000
- 27074280340000



1 inch = 434 feet

Source: City of South Jordan
Produced: 23 May 2025

SOUTH JORDAN CITY

RESOLUTION NO. 2001-23A RESOLUTION DISSOLVING THE ADMINISTRATIVE
CONTROL BOARD OF THE GLENMOOR
SPECIAL SERVICE DISTRICT

WHEREAS, Section 17A-2-1326(1)(a), Utah Code Ann., 1953, as amended, allows a governing authority to create an Administrative Control Board for a Special Service District, and, by implication, allows the dissolution of said Boards; and

WHEREAS, current members of the Administrative Control Board of the Glenmoor Special Service District have met with the South Jordan City Council, and have requested that they be relieved of their duties as Board members, and that the City Council assumes those duties; and

WHEREAS, the City Council has agreed to assume governance of the Glenmoor Special Service District;

NOW, THEREFORE, BE IT RESOLVED by the City Council as follows:

Section 1. Dissolution of Board. The Administrative Control Board of the Glenmoor Special Service District is hereby dissolved. The duties of said Board shall be transferred to the South Jordan City Council.

Section 2. Effective Date. This Resolution shall take effect immediately upon passage.

PASSED, this 6th day of June, 2001.

AYE	NAY	ABSTAIN	ABSENT
-----	-----	---------	--------

Andrew C. Burton
Donny W. "Skip" Criner
Bradley G. Marlor
Russell R. Sanderson
Stanley M. Wells

_____	_____	_____	<u> X </u>
<u> X </u>	_____	_____	_____
<u> X </u>	_____	_____	_____
_____	_____	_____	<u> X </u>
<u> X </u>	_____	_____	_____

SOUTH JORDAN CITY COUNCIL


Mayor Dix H. McMullin

ATTEST:


City Recorder



When Recorded Mail To:

City Recorder
City of South Jordan
1600 W. Towne Center Drive
South Jordan, Utah 84095

Affecting Parcel No. **27071010020000**

QUITCLAIM DEED

The Glenmoor Special Services District, owner of 9501 S 4800 W, South Jordan, Utah, Parcel No. 27071010020000, hereby QUITCLAIMS to the City of South Jordan, Parcel No. 27071010020000, for the sum of Ten Dollars, and other good and valuable consideration, the receipt and sufficiency of which is hereby acknowledged, the following described tract of land in Salt Lake County, State of Utah, to-wit:

COMMON AREA: LOT 1038, GLENMOOR COUNTRY ESTATES #1,
PLAT J

Consisting of approximately 1.47 acres.

A quitclaim deed when executed as required by law shall have the effect of a conveyance of all right, title, interest, and estate of the grantor in and to the premises therein described and all rights, privileges, and appurtenances thereunto belonging, at the date of the conveyance.

<<Signature on Next Page>>

Glenmoor Special Services DistrictBy: Dawn R. RamseyIts: Authorized signatory

State of Utah)

)

County of Salt Lake)

The foregoing instrument was acknowledged before me this ____ day of _____, 2025, by Dawn R. Ramsey, its Authorized Signatory for the City of South Jordan acting in place of the Glenmoor Administrative Control Board as authorized by R2001-23 and R2025-30 of the City of South Jordan.

Notary Public

When Recorded Mail To:

City Recorder
City of South Jordan
1600 W. Towne Center Drive
South Jordan, Utah 84095

Affecting Parcel No. **27071010340000**

QUITCLAIM DEED

The Glenmoor Special Services District, owner of 9501 S 4800 W, South Jordan, Utah, Parcel No. 27071010340000, hereby QUITCLAIMS to the City of South Jordan, Parcel No. 27071010340000, for the sum of Ten Dollars, and other good and valuable consideration, the receipt and sufficiency of which is hereby acknowledged, the following described tract of land in Salt Lake County, State of Utah, to-wit:

COMMON AREA: LOT 819 GLENMOOR COUNTRY ESTATES #1,
PLAT H

Consisting of approximately 0.27 acres.

A quitclaim deed when executed as required by law shall have the effect of a conveyance of all right, title, interest, and estate of the grantor in and to the premises therein described and all rights, privileges, and appurtenances thereunto belonging, at the date of the conveyance.

<<Signature on Next Page>>

Glenmoor Special Services DistrictBy: Dawn R. RamseyIts: Authorized signatory

State of Utah)

)

County of Salt Lake)

The foregoing instrument was acknowledged before me this ____ day of _____, 2025, by Dawn R. Ramsey, its Authorized Signatory for the City of South Jordan acting in place of the Glenmoor Administrative Control Board as authorized by R2001-23 and R2025-30 of the City of South Jordan.

Notary Public

When Recorded Mail To:

City Recorder
City of South Jordan
1600 W. Towne Center Drive
South Jordan, Utah 84095

Affecting Parcel No. **27072530090000**

QUITCLAIM DEED

The Glenmoor Special Service District, owner of 4320 W SKYE DR., South Jordan, Utah, Parcel No. 27072530090000, hereby QUITCLAIMS to the City of South Jordan, Parcel No. 27072530090000, for the sum of Ten Dollars, and other good and valuable consideration, the receipt and sufficiency of which is hereby acknowledged, the following described tract of land in Salt Lake County, State of Utah, to-wit:

LOT 1248, GLENMOOR COUNTRY ESTATES #1 AMENDED

Consisting of approximately 2.30 acres.

A quitclaim deed when executed as required by law shall have the effect of a conveyance of all right, title, interest, and estate of the grantor in and to the premises therein described and all rights, privileges, and appurtenances thereunto belonging, at the date of the conveyance.

<<Signature on Next Page>>

Glenmoor Special Service DistrictBy: Dawn R. RamseyIts: Authorized signatory

State of Utah)

)

County of Salt Lake)

The foregoing instrument was acknowledged before me this ____ day of _____, 2025, by Dawn R. Ramsey, its Authorized Signatory for the City of South Jordan acting in place of the Glenmoor Administrative Control Board as authorized by R2001-23 and R2025-30 of the City of South Jordan.

Notary Public

When Recorded Mail To:

City Recorder
City of South Jordan
1600 W. Towne Center Drive
South Jordan, Utah 84095

Affecting Parcel No. **27072770070000**

QUITCLAIM DEED

The Glenmoor Special Services District, owner of 4189 W YORKSHIRE DR., South Jordan, Utah, Parcel No. 27072770070000, hereby QUITCLAIMS to the City of South Jordan, Parcel No. 27072770070000, for the sum of Ten Dollars, and other good and valuable consideration, the receipt and sufficiency of which is hereby acknowledged, the following described tract of land in Salt Lake County, State of Utah, to-wit:

COMMON AREA: LOT 224, GLENMOOR COUNTRY ESTATES
PHASE I, PLAT B.

Consisting of approximately 1.26 acres.

A quitclaim deed when executed as required by law shall have the effect of a conveyance of all right, title, interest, and estate of the grantor in and to the premises therein described and all rights, privileges, and appurtenances thereunto belonging, at the date of the conveyance.

<<Signature on Next Page>>

Glenmoor Special Services DistrictBy: Dawn R. RamseyIts: Authorized signatory

State of Utah)

)

County of Salt Lake)

The foregoing instrument was acknowledged before me this ____ day of _____, 2025, by Dawn R. Ramsey, its Authorized Signatory for the City of South Jordan acting in place of the Glenmoor Administrative Control Board as authorized by R2001-23 and R2025-30 of the City of South Jordan.

Notary Public

When Recorded Mail To:

City Recorder
City of South Jordan
1600 W. Towne Center Drive
South Jordan, Utah 84095

Affecting Parcel No. **27072770470000**

QUITCLAIM DEED

The Glenmoor Special Services District, owner of 4150 W SKYE DR., South Jordan, Utah, Parcel No. 27072770470000, hereby QUITCLAIMS to the City of South Jordan, Parcel No. 27072770470000, for the sum of Ten Dollars, and other good and valuable consideration, the receipt and sufficiency of which is hereby acknowledged, the following described tract of land in Salt Lake County, State of Utah, to-wit:

LOT 413, GLENMOOR COUNTRY ESTATES NO. 1 PLAT "D"

Consisting of approximately 1.35 acres.

A quitclaim deed when executed as required by law shall have the effect of a conveyance of all right, title, interest, and estate of the grantor in and to the premises therein described and all rights, privileges, and appurtenances thereunto belonging, at the date of the conveyance.

<<Signature on Next Page>>

Glenmoor Special Services DistrictBy: Dawn R. RamseyIts: Authorized signatory

State of Utah)

)

County of Salt Lake)

The foregoing instrument was acknowledged before me this ____ day of _____, 2025, by Dawn R. Ramsey, its Authorized Signatory for the City of South Jordan acting in place of the Glenmoor Administrative Control Board as authorized by R2001-23 and R2025-30 of the City of South Jordan.

Notary Public

When Recorded Mail To:

City Recorder
City of South Jordan
1600 W. Towne Center Drive
South Jordan, Utah 84095

Affecting Parcel No. **27072770480000**

QUITCLAIM DEED

The Glenmoor Special Services District, owner of 4150 W SKYE DR., South Jordan, Utah, Parcel No. 27072770480000, hereby QUITCLAIMS to the City of South Jordan, Parcel No. 27072770480000, for the sum of Ten Dollars, and other good and valuable consideration, the receipt and sufficiency of which is hereby acknowledged, the following described tract of land in Salt Lake County, State of Utah, to-wit:

COMMON AREA: LOT 170, GLENMOOR COUNTRY ESTATES #1,
PLAT A.

Consisting of approximately 1.25 acres.

A quitclaim deed when executed as required by law shall have the effect of a conveyance of all right, title, interest, and estate of the grantor in and to the premises therein described and all rights, privileges, and appurtenances thereunto belonging, at the date of the conveyance.

<<Signature on Next Page>>

Glenmoor Special Services DistrictBy: Dawn R. RamseyIts: Authorized signatory

State of Utah)

)

County of Salt Lake)

The foregoing instrument was acknowledged before me this ____ day of _____, 2025, by Dawn R. Ramsey, its Authorized Signatory for the City of South Jordan acting in place of the Glenmoor Administrative Control Board as authorized by R2001-23 and R2025-30 of the City of South Jordan.

Notary Public

When Recorded Mail To:

City Recorder
City of South Jordan
1600 W. Towne Center Drive
South Jordan, Utah 84095

Affecting Parcel No. **27072770680000**

QUITCLAIM DEED

The Glenmoor Special Service District, owner of 4150 W SKYE DR., South Jordan, Utah, Parcel No. 27072770680000, hereby QUITCLAIMS to the City of South Jordan, Parcel No. 27072770680000, for the sum of Ten Dollars, and other good and valuable consideration, the receipt and sufficiency of which is hereby acknowledged, the following described tract of land in Salt Lake County, State of Utah, to-wit:

LOT 339, GLENMOOR COUNTRY ESTATES #1 PLAT C. EXCEPT BEG
AT SE COR OF LOT 311, SAID SUB; N 89°44'30" W 85.5 FT; N'LY ALG
CURVE TO R 83.589 FT; SE'LY ALG CURVE TO L 151.844 FT TO BEG.

Consisting of approximately 0.26 acres.

A quitclaim deed when executed as required by law shall have the effect of a conveyance of all right, title, interest, and estate of the grantor in and to the premises therein described and all rights, privileges, and appurtenances thereunto belonging, at the date of the conveyance.

<<Signature on Next Page>>

Glenmoor Special Service DistrictBy: Dawn R. RamseyIts: Authorized signatory

State of Utah)

)

County of Salt Lake)

The foregoing instrument was acknowledged before me this ____ day of _____, 2025, by Dawn R. Ramsey, its Authorized Signatory for the City of South Jordan acting in place of the Glenmoor Administrative Control Board as authorized by R2001-23 and R2025-30 of the City of South Jordan.

Notary Public

When Recorded Mail To:

City Recorder
City of South Jordan
1600 W. Towne Center Drive
South Jordan, Utah 84095

Affecting Parcel No. **27073790060000**

QUITCLAIM DEED

The Glenmoor Special Service District, owner of 10104 S KNOX DR., South Jordan, Utah, Parcel No. 27073790060000, hereby QUITCLAIMS to the City of South Jordan, Parcel No. 27073790060000, for the sum of Ten Dollars, and other good and valuable consideration, the receipt and sufficiency of which is hereby acknowledged, the following described tract of land in Salt Lake County, State of Utah, to-wit:

LOT 331, ASCOT DOWNS # 3.

Consisting of approximately 0.46 acres.

A quitclaim deed when executed as required by law shall have the effect of a conveyance of all right, title, interest, and estate of the grantor in and to the premises therein described and all rights, privileges, and appurtenances thereunto belonging, at the date of the conveyance.

<<Signature on Next Page>>

Glenmoor Special Service DistrictBy: Dawn R. RamseyIts: Authorized signatory

State of Utah)

)

County of Salt Lake)

The foregoing instrument was acknowledged before me this ____ day of _____, 2025, by Dawn R. Ramsey, its Authorized Signatory for the City of South Jordan acting in place of the Glenmoor Administrative Control Board as authorized by R2001-23 and R2025-30 of the City of South Jordan.

Notary Public

When Recorded Mail To:

City Recorder
City of South Jordan
1600 W. Towne Center Drive
South Jordan, Utah 84095

Affecting Parcel No. **27074270760000**

QUITCLAIM DEED

The Glenmoor Special Services District, owner of 9950 S STONEHAVEN ST., South Jordan, Utah, Parcel No. 27074270760000, hereby QUITCLAIMS to the City of South Jordan, Parcel No. 27074270760000, for the sum of Ten Dollars, and other good and valuable consideration, the receipt and sufficiency of which is hereby acknowledged, the following described tract of land in Salt Lake County, State of Utah, to-wit:

BEG SW COR LOT 1313, GLENMOOR COUNTRY EST #1, PLAT M; S 72°40' E 453.48 FT; S 72°57'17" E 90 FT; N 59°53'39" E 90 FT; E 27.29 FT; N 4°30' E 261.25 FT; S 89°44'30" E 325.18 FT; S 0°15'30" W 142 FT; N 89°44'30" W 60 FT; S 0°15'30" W 220 FT; N 89°44'30" W 346.86 FT; SW'LY ALG CURVE TO L 62.96 FT; S 0°04'48" W 210.61 FT; N 75°10'20" W 85.52 FT; N 72°40' W 40 FT; NE'LY ALG A CURVE TO L 62.83 FT; N 17°20' E 205.26 FT; NW'LY ALG CURVE TO L 62.83 FT; N 72°40' W 516.83 FT; NE'LY ALG CURVE TO L 10.35 FT TO BEG. (BEING PART OF LOTS 1308 & 1314, GLENMOOR COUNTRY EST #1, PLAT M & LOT 1715, GLENMOOR COUNTRY EST #2, PLAT R.)

Consisting of approximately 3.14 acres.

A quitclaim deed when executed as required by law shall have the effect of a conveyance of all right, title, interest, and estate of the grantor in and to the premises therein described and all rights, privileges, and appurtenances thereunto belonging, at the date of the conveyance.

<<Signature on Next Page>>

Glenmoor Special Services DistrictBy: Dawn R. RamseyIts: Authorized signatory

State of Utah)

)

County of Salt Lake)

The foregoing instrument was acknowledged before me this ____ day of _____, 2025, by Dawn R. Ramsey, its Authorized Signatory for the City of South Jordan acting in place of the Glenmoor Administrative Control Board as authorized by R2001-23 and R2025-30 of the City of South Jordan.

Notary Public

When Recorded Mail To:

City Recorder
City of South Jordan
1600 W. Towne Center Drive
South Jordan, Utah 84095

Affecting Parcel No. **27074270790000**

QUITCLAIM DEED

The Glenmoor Special Services District, owner of 9987 S YORKSHIRE DR, South Jordan, Utah, Parcel No. 27074270790000, hereby QUITCLAIMS to the City of South Jordan, Parcel No. 27074270790000, for the sum of Ten Dollars, and other good and valuable consideration, the receipt and sufficiency of which is hereby acknowledged, the following described tract of land in Salt Lake County, State of Utah, to-wit:

BEG MOST E'LY COR LOT 2046, GLENMOOR COUNTRY ESTATES
#2, PLAT U; S 46°31'30" E 5 FT; S 43°28'30" W 85 FT; N 46°31' 30" W 5
FT; N 43°28'30" E 85 FT TO BEG.

Consisting of approximately 0.01 acres.

A quitclaim deed when executed as required by law shall have the effect of a conveyance of all right, title, interest, and estate of the grantor in and to the premises therein described and all rights, privileges, and appurtenances thereunto belonging, at the date of the conveyance.

<<Signature on Next Page>>

Glenmoor Special Services DistrictBy: Dawn R. RamseyIts: Authorized signatory

State of Utah)

)

County of Salt Lake)

The foregoing instrument was acknowledged before me this ____ day of _____, 2025, by Dawn R. Ramsey, its Authorized Signatory for the City of South Jordan acting in place of the Glenmoor Administrative Control Board as authorized by R2001-23 and R2025-30 of the City of South Jordan.

Notary Public

When Recorded Mail To:

City Recorder
City of South Jordan
1600 W. Towne Center Drive
South Jordan, Utah 84095

Affecting Parcel No. **27074270870000**

QUITCLAIM DEED

The Glenmoor Special Services District, owner of 4218 W BONAR BRIDGE RD., South Jordan, Utah, Parcel No. 27074270870000, hereby QUITCLAIMS to the City of South Jordan, Parcel No. 27074270870000, for the sum of Ten Dollars, and other good and valuable consideration, the receipt and sufficiency of which is hereby acknowledged, the following described tract of land in Salt Lake County, State of Utah, to-wit:

LOT 2062, GLENMOOR COUNTRY ESTATES #2, PLAT U. LESS THE FOLLOWING DESC: BEG MOST E'LY COR LOT 2047, SAID SUB; S 72° 40' E 11.14 FT; S 43° 28' 30" W 301.32 FT; S 8° 14' 50" W 110 FT; N 89° 55' 12" W 10.1 FT; N 8° 14' 50" E 114.61 FT; N 43° 28' 30" E 299.58 FT TO BEG.

Consisting of approximately 0.8799 acres.

A quitclaim deed when executed as required by law shall have the effect of a conveyance of all right, title, interest, and estate of the grantor in and to the premises therein described and all rights, privileges, and appurtenances thereunto belonging, at the date of the conveyance.

<<Signature on Next Page>>

Glenmoor Special Services DistrictBy: Dawn R. RamseyIts: Authorized signatory

State of Utah)

)

County of Salt Lake)

The foregoing instrument was acknowledged before me this ____ day of _____, 2025, by Dawn R. Ramsey, its Authorized Signatory for the City of South Jordan acting in place of the Glenmoor Administrative Control Board as authorized by R2001-23 and R2025-30 of the City of South Jordan.

Notary Public

When Recorded Mail To:

City Recorder
City of South Jordan
1600 W. Towne Center Drive
South Jordan, Utah 84095

Affecting Parcel No. **27074280340000**

QUITCLAIM DEED

The Glenmoor Special Service District, owner of 9950 S STONEHAVEN ST., South Jordan, Utah, Parcel No. 27074280340000, hereby QUITCLAIMS to the City of South Jordan, Parcel No. 27074280340000, for the sum of Ten Dollars, and other good and valuable consideration, the receipt and sufficiency of which is hereby acknowledged, the following described tract of land in Salt Lake County, State of Utah, to-wit:

BEG S 1138.395 FT & W 435.915 FT & N 0°15'30" E 99.52 FT FR E 1/4
COR OF SEC 7, T 3S, R 1W, S L M; N 0°15'30" E 400.48 FT; N 89°44'30" W
50 FT; N 0°15'30" E 80 FT; N 89°44'30 W 40FT; S 0°15'30" W 360 FT; N
89°44'30" W 60 FT; S 0°15'30" W 220 FT; S 89°44'30" E 78.02 FT; N 0°04'48"
E 20 FT; N 42°10'E 107.3 FT TO BEG.

Consisting of approximately 1.30 acres.

A quitclaim deed when executed as required by law shall have the effect of a conveyance of all right, title, interest, and estate of the grantor in and to the premises therein described and all rights, privileges, and appurtenances thereunto belonging, at the date of the conveyance.

<<Signature on Next Page>>

Glenmoor Special Service DistrictBy: Dawn R. RamseyIts: Authorized signatory

State of Utah)

)

County of Salt Lake)

The foregoing instrument was acknowledged before me this ____ day of _____, 2025, by Dawn R. Ramsey, its Authorized Signatory for the City of South Jordan acting in place of the Glenmoor Administrative Control Board as authorized by R2001-23 and R2025-30 of the City of South Jordan.

Notary Public

RESOLUTION RDA 2025 - 02**A RESOLUTION ADOPTING A FINAL BUDGET FOR THE REDEVELOPMENT AGENCY OF THE CITY OF SOUTH JORDAN, UTAH, FOR THE FISCAL YEAR 2025-2026.**

WHEREAS, the Redevelopment Agency Executive Director submitted to the South Jordan City Redevelopment Agency a Tentative Budget (herein the “Tentative Budget”) for the fiscal year 2025-2026; and

WHEREAS, the Redevelopment Agency Board of Directors has reviewed and considered said budget in a regular meeting and tentatively adopted the Tentative Budget; and

WHEREAS, a public hearing to consider the adoption of the FY 2025-26 final budget has been noticed and held and all interested persons were heard, for or against the adoption; and

WHEREAS, the Board of Directors hereby find this action in the best interest of the public’s health, safety, and general welfare.

NOW, THEREFORE, BE IT RESOLVED BY THE BOARD OF DIRECTORS OF THE REDEVELOPMENT AGENCY OF THE CITY OF SOUTH JORDAN, UTAH:

SECTION 1. Final Budget Adoption. That the attached document entitled Budget for Redevelopment Agency of the City of South Jordan incorporated herein by reference is hereby adopted as the final budget of the Agency for the fiscal year 2025-26.

SECTION 2. Effective Date. This Resolution shall become effective immediately upon passage.

APPROVED BY THE MUNICIPAL BUILDING AUTHORITY OF THE CITY OF SOUTH JORDAN, UTAH, ON THIS 3rd DAY OF JUNE, 2025 BY THE FOLLOWING VOTE:

YES NO ABSTAIN ABSENT

Patrick Harris	_____	_____	_____	_____
Kathie Johnson	_____	_____	_____	_____
Donald Shelton	_____	_____	_____	_____
Tamara Zander	_____	_____	_____	_____
Jason McGuire	_____	_____	_____	_____

Mayor: _____
Dawn R. Ramsey

Attest: _____
Secretary

Approved as to form:



Attorney for the Agency

Redevelopment Agency

Special Revenue

Department Purpose

The Redevelopment Agency exists to improve blighted areas of South Jordan and encourage economic development. The Redevelopment Agency works with City staff to maintain RDA, CDA and EDA projects and areas.



CORE PROGRAMS

1. Provide Administration of the Redevelopment Agency

Project Areas

Area #	Project Title	Trigger Year	Completion Year
1	Towers at South Towne	1992	Completed
2	The Landings (Harmon's)	2002	Completed
3	South Gate	1999	Completed
4	South Gateway (Ultradent)	2001	Completed
5	South Jordan Parkway	2001	Completed
6	South I-15 Frontage Road	2006	2030
7	North Jordan Gateway	2003	Completed
8	South Jordan Towne Center	2005	Completed
9	Gateway Central	2017	2031
10	The District	2006	Completed
11	Merit Medical	2007	2036

RDA at a Glance:

	Location: City Hall 1600 W. Towne Center Dr.		FY 2025-26 Budget: \$5,225,000
---	---	---	--

	Prior Year Actual FY 23-24	Adopted Budget FY 24-25	Estimated Actual FY 24-25	Proposed Budget FY 25-26
Revenues				
Project #1 Towers Increment	\$189,085	\$0	\$0	\$0
Project #6 South I-15 Frontage	93,930	830,000	329,442	900,000
Project #9 Gateway Central	248,373	2,300,000	1,139,815	2,250,000
Project #11 Merit Medical	219,176	1,830,000	928,794	1,925,000
Intergovernmental Revenue	3,713,904	0	906,560	0
Admin. Fee - CDA	120,000	120,000	120,000	120,000
Investment Earnings	130,203	30,000	130,652	30,000
Total Revenues	4,714,671	5,110,000	3,555,263	5,225,000
Transfers In and Use of Fund Balance				
Use of Fund Balance	0	0	0	0
Total Transfers In and Use of Fund Balance	0	0	0	0
Total Rev, Trans in, and Use of Fund Balance	4,714,671	5,110,000	3,555,263	5,225,000
Operating Expenditures				
Operating Expenditures	363,700	544,684	348,930	559,409
Total Operating Expenditures	363,700	544,684	348,930	559,409
Project Expenditures				
Tax Increment Commitments	1,549,094	1,374,400	1,358,263	1,880,619
Total Project Expenditures	1,549,094	1,374,400	1,358,263	1,880,619
Transfers Out and Contribution to Fund Balance				
Transfer to CDA	125,000	125,000	125,000	30,000
Transfer to Debt Service Fund	763,625	0	0	0
Transfer to SID	1,214,450	1,213,950	1,213,950	1,216,450
Transfer to General Fund	19	25,000	25,000	25,000
Contribution to Fund Balance	698,783	1,826,966	484,120	1,513,522
Total Transfers Out and Contribution to Fund Balance	2,801,877	3,190,916	1,848,070	2,784,972
Total Exp, Trans Out, and Cont to Fund Balance	4,714,671	5,110,000	3,555,263	5,225,000

Notes to the Redevelopment Agency Fund:

RDA/CDA Tax Increment Revenue - The City's RDA/CDA budgets are based on tax increment calculations submitted by the City to Salt Lake County in the prior year. For the 2025-2026 budget year, calculations were submitted to Salt Lake County in November 2024. Calculations submitted to the County are the best estimates available at the time and are based on current property values (which do not include growth).

RDA Expenditures - Major expenditures include tax increment commitments within the projects areas.

RDA Housing

Special Revenue

Department Purpose



The RDA Housing division invests obligatory funds toward improving housing within the City. Housing funds can be used for a variety of purposes, including (but not limited to): infrastructure, affordable housing projects, senior housing, interest rate buy-downs, and contributions to the Olene Walker Housing fund.

CORE PROGRAMS

1. RDA Housing Initiatives



RDA Housing at a Glance:

	Location: City Hall 1600 W. Towne Center Dr.		FY 2025-26 Budget: \$10,535,000
---	---	---	---

	Prior Year Actual FY 23-24	Adopted Budget FY 24-25	Estimated Actual FY 24-25	Proposed Budget FY 25-26
Revenues				
Housing Revenue	\$153,862	\$875,000	\$692,513	\$747,500
Intergovernmental Revenue	912,541	0	0	0
Investment Earnings	784,375	0	750,476	250,000
Total Revenues	1,850,777	875,000	1,442,989	997,500
Transfers In and Use of Fund Balance				
Use of Fund Balance	0	9,960,456	0	9,537,500
Total Transfers In and Use of Fund Balance	0	9,960,456	0	9,537,500
Total Rev, Trans in, and Use of Fund Balance	1,850,777	10,835,456	1,442,989	10,535,000
Operating Expenditures				
Operating Expenditures	150,000	175,000	168,000	175,000
Total Operating Expenditures	150,000	175,000	168,000	175,000
Project Expenditures				
Housing Expenses	1,473	10,470,000	138,850	10,110,000
Total Project Expenditures	1,473	10,470,000	138,850	10,110,000
Transfers Out and Contribution to Fund Balance				
Transfer to General Fund	163,336	190,456	190,456	250,000
Contribution to Fund Balance	1,535,969	0	945,683	0
Total Contribution to Fund Balance	1,699,305	190,456	1,136,139	250,000
Total Exp, Trans Out, and Cont to Fund Balance	1,850,777	10,835,456	1,442,989	10,535,000

Notes to RDA Housing Fund:

RDA Housing Tax Increment Revenue - The City's RDA housing budget is based on tax increment calculations submitted by the City to Salt Lake County in the prior year. For the 2025-2026 budget year, calculations were submitted to Salt Lake County in November 2024. Calculations submitted to the County are the best estimates available at the time and are based on current property values (which do not include growth). per state law, 20 percent of the tax increment generated by new economic or redevelopment project areas must be used to encourage the development of housing.

RDA Housing Expenditures - The City is currently accumulating housing funds for future housing projects. The City has formally adopted a housing plan which has been submitted to the state. Housing funds can be used for a variety of purposes, including (but not limited to): Infrastructure, affordable housing projects, senior housing, interest rate buy-downs, and contributions to the Olene Walker Housing Fund.

Department Purpose

The CDA fund includes projects #12 Commerce Park, #13 South Station, #14 Tim Dahle Nissan, and #15 Riverton Chevrolet. It is part of the general RDA efforts of the City. The Redevelopment Agency exists to improve blighted areas of South Jordan and encourage economic development.

CORE PROGRAMS

1. Provides Administration of the Redevelopment Agency

Project Areas

Area #	Project Title	Trigger Year	Completion Year
12	Commerce Park	2010	2029
13	South Station	2010	2029
14	Tim Dahle Nissan	2015	2026
15	Riverton Chevrolet	2016	2025

CDA at a Glance:



Location:
City Hall
1600 W. Towne Center Dr.



FY 2025-26 Budget:
\$8,030,000

	Prior Year Actual FY 23-24	Adopted Budget FY 24-25	Estimated Actual FY 24-25	Proposed Budget FY 25-26
Revenues				
Project #12 Commerce Park	\$790,891	\$5,000,000	\$3,423,514	\$5,500,000
Project #13 South Station	616,819	2,200,000	1,344,282	2,500,000
Intergovernmental Revenue	6,166,833	0	0	0
Investment Earnings	709,047	0	644,007	0
Total Revenues	8,283,590	7,200,000	5,411,803	8,000,000
Transfers In and Use of Fund Balance				
Transfer from RDA	125,000	125,000	125,000	30,000
Use of Fund Balance	0	0	0	0
Total Transfers In and Use of Fund Balance	125,000	125,000	125,000	30,000
Total Rev, Trans in, and Use of Fund Balance	8,408,590	7,325,000	5,536,803	8,030,000
Operating Expenditures				
Operating Expenditures	120,000	120,000	120,000	120,000
Infrastructure Maintenance	49,291	50,000	20,282	0
Total Operating Expenditures	169,291	170,000	140,282	120,000
Project Expenditures				
Tax Increment Commitments	2,668,798	3,950,000	3,155,682	3,630,000
Total Project Expenditures	2,668,798	3,950,000	3,155,682	3,630,000
Transfers Out and Contribution to Fund Balance				
Transfer to Capital Equipment	0	300,000	300,000	0
Transfer to General CIP	1,250,000	300,000	300,000	1,000,000
Contribution to Fund Balance	4,320,502	2,605,000	1,640,839	3,280,000
Total Contribution to Fund Balance	5,570,502	3,205,000	2,240,839	4,280,000
Total Exp, Trans Out, and Cont to Fund Balance	8,408,590	7,325,000	5,536,803	8,030,000

Notes to CDA Fund:

RDA/CDA Tax Increment Revenue - The City's RDA/CDA budgets on tax increment calculations submitted by the City to Salt Lake County in the prior year. For the 2025-2026 budget year, calculations were submitted to Salt Lake County in November 2024. Calculations submitted to the County are the best estimates available at the time and are based on current property values (which do not include growth).

CDA Expenditures - The major expenditures is tax increment commitments within the project areas.

RESOLUTION R2025 - 21

A RESOLUTION ADOPTING A FINAL BUDGET; MAKING APPROPRIATIONS FOR THE SUPPORT OF THE CITY OF SOUTH JORDAN FOR THE FISCAL YEAR COMMENCING JULY 1, 2025 AND ENDING JUNE 30, 2026 AND DETERMINING THE RATE OF TAX, AND LEVYING TAXES UPON ALL REAL AND PERSONAL PROPERTY WITHIN SOUTH JORDAN CITY, UTAH MADE TAXABLE BY LAW FOR THE YEAR 2025.

WHEREAS, the South Jordan Budget Officer, as required by law, submitted to the South Jordan City Council a proposed budget (herein the “Tentative Budget”) for the fiscal year commencing July 1, 2025 and ending June 30, 2026; and

WHEREAS, the City Council has carefully reviewed, considered, revised, and adopted the Tentative Budget; and

WHEREAS, pursuant to law, a copy of the Tentative Budget was placed on record in the City Recorder’s Office at the address indicated below, for inspection by the general public during normal office hours; and

WHEREAS, pursuant to law, a public hearing to receive public comment and consider adoption of the final budget (herein the “Budget”) was held on June 3, 2025, at 6:30 p.m., in the City Council Chambers located at 1600 West Towne Center Dr., South Jordan, Utah; and it is the intent and desire of the City of South Jordan to comply with all applicable state and local laws regarding the adoption of the budget; and

WHEREAS, the date, time and place of the hearing; the right of citizens to be heard; the summary of the Tentative Budget; and location of the City Recorder’s Office where the Tentative Budget was available for public inspection were published within 7 days of the hearing; and

WHEREAS, citizens in attendance at the public hearing were permitted to provide written or oral comment for or against the Tentative Budget, which also included Community Development Block Grant and other State and Federal Grants; and

WHEREAS, pursuant to law, the City Council of South Jordan, at a regularly scheduled meeting of the City Council, must adopt the property tax rate and set the property tax levy before the 17th day of August of each year; and

WHEREAS, pursuant to law, the City has published the necessary notice and held the public hearing required prior to adopting the proposed property tax rate and setting the property tax levy; and

WHEREAS, it is the intent and desire of the City of South Jordan to comply with all applicable State and local laws regarding the adoption of the Budget, the adoption of the property tax rate and the levy of property taxes; and

WHEREAS, the City Council finds that it is in the best interest of the citizens of South Jordan City to adopt a final budget for the City of South Jordan and determine the rate of tax and levy taxes upon all real and personal property within South Jordan City.

NOW, THEREFORE, BE IT RESOLVED BY THE CITY COUNCIL OF THE CITY OF SOUTH JORDAN, UTAH:

SECTION 1. Budget Adoption.

- A. The amounts shown in Exhibit “A”, which is attached hereto and incorporated herein by reference, are hereby appropriated for the corporate purposes and objects of the City of South Jordan for the Fiscal Year commencing July 1, 2025 and ending June 30, 2026 and are hereby adopted as the Budget of the City of South Jordan for the fiscal year 2025-2026.
- B. Pursuant to law, a copy of the Budget of each fund within the Budget shall be certified by the Budget Officer and shall be filed with the State Auditor within 30 days after adoption of the Budget.
- C. Pursuant to law, a certified copy of the Budget shall be filed in the office of the City Recorder and shall be available for the public inspection during regular business hours.

SECTION 2. Tax Rate and Levy.

- A. For the purpose of defraying the necessary and proper expenses of the City of South Jordan, and for maintaining the government thereof, it is hereby determined that the rate of the general South Jordan City property tax to be levied against all real and personal property within South Jordan City made taxable by law for the Year 2025 is hereby set at a rate not to exceed the certified rate to be determined by the Utah State Tax Commission.
- B. There is hereby levied upon all real and personal property within South Jordan City made taxable by law in the Year 2025, for the fiscal year of South Jordan City ending June 30, 2026, the tax rate as set forth above, on the taxable value of said property, to provide revenue for the South Jordan City General Fund and for General City purposes.
- C. As required by law, the rate above determined and levied, along with all statements and information required by law, shall be reported to the Auditors of Salt Lake County, State of Utah and the Utah State Tax Commission.

SECTION 3. Further Action. In addition to the foregoing, the Budget Officer is hereby directed to implement any other necessary actions pertinent to the adoption of the Budget, the establishment of the tax rate, and the levy of property taxes. Such actions may include, but are not necessarily limited to, notification, reporting, and publishing as required by and consistent with applicable law.

SECTION 4. Effective Date. This Resolution shall become effective immediately upon passage.

**APPROVED BY THE CITY COUNCIL OF THE CITY OF SOUTH JORDAN, UTAH,
ON THIS 3rd DAY OF JUNE, 2025 BY THE FOLLOWING VOTE:**

	YES	NO	ABSTAIN	ABSENT
Patrick Harris	_____	_____	_____	_____
Kathie Johnson	_____	_____	_____	_____
Donald Shelton	_____	_____	_____	_____
Tamara Zander	_____	_____	_____	_____
Jason McGuire	_____	_____	_____	_____

Mayor: _____
Dawn R. Ramsey

Attest: _____
City Recorder

Approved as to form:

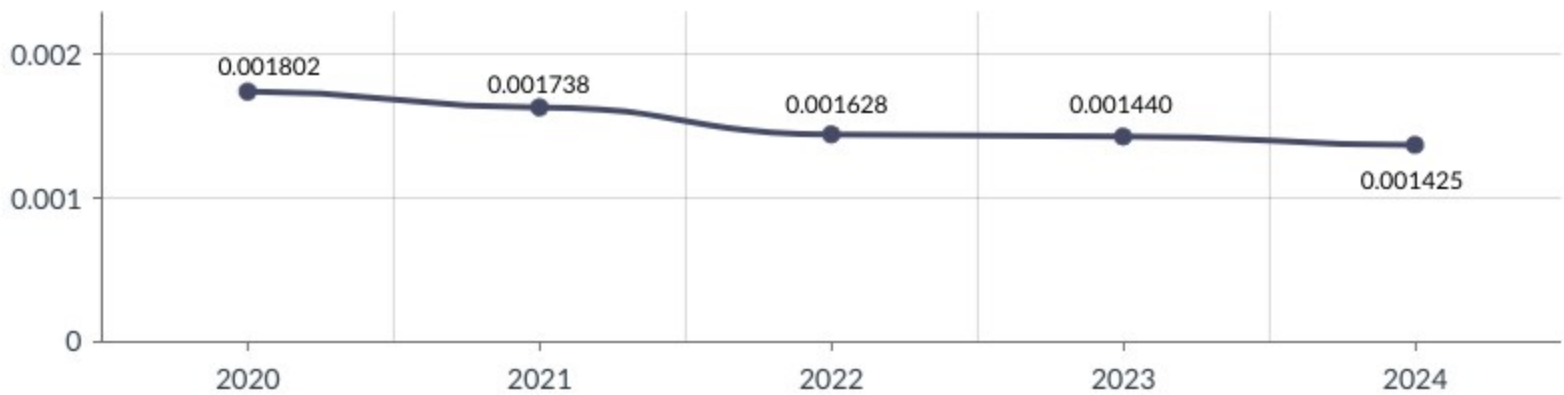


Office of the City Attorney

FY 2025-2026 Budget Highlights




Historical Tax Rates



Fund Balance

The 2021 legislative session increased the reserve fund balance from 25% to 35%. The reserve fund balance for FY 2024-2025 is estimated to be at 30.7%. This budget does not allocate any fund towards fund balance. The City's goal is to continue to build its reserve to the 35% maximum.



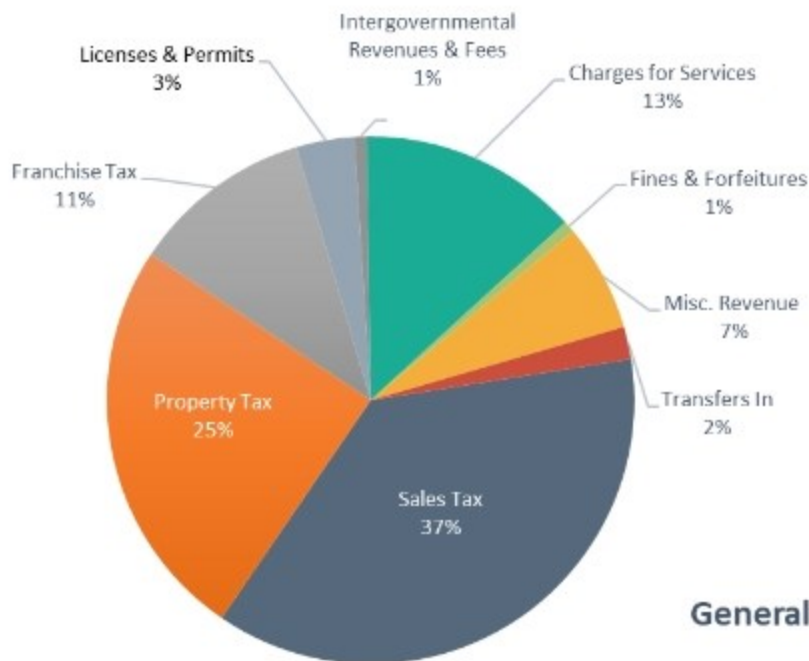
Employee Benefits

There are no changes to Insurance, Retirement and Workers Comp benefits for this fiscal year.

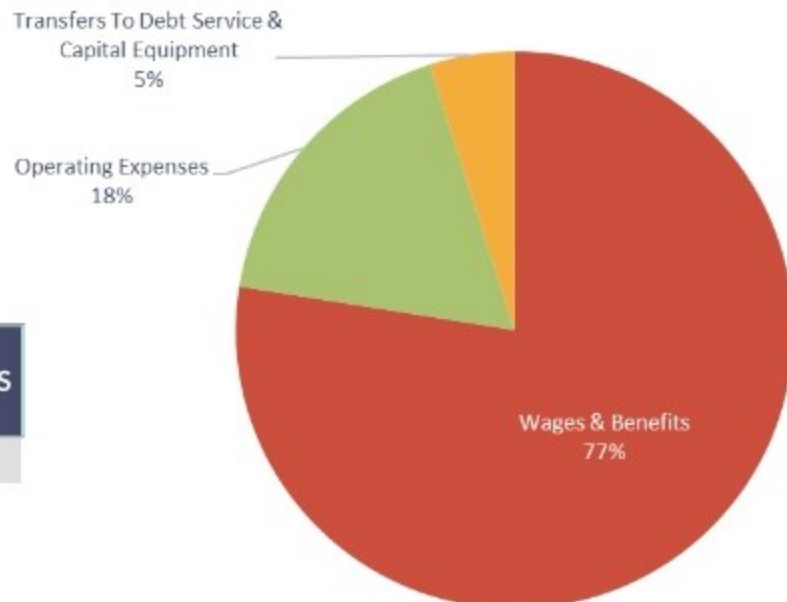


General Fund Summary

Where Money Comes From General Fund 2026 Adopted, \$69,192,812



How Money is Spent General Fund 2026 Adopted, \$69,192,812



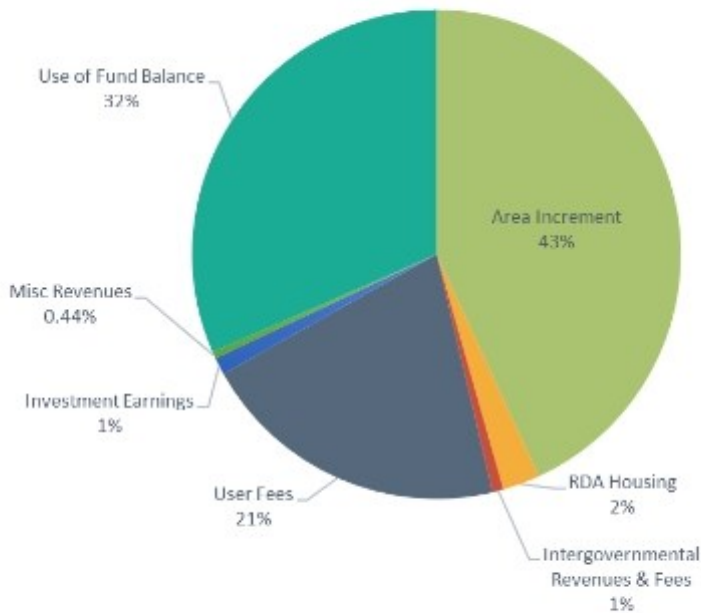
FUND	# OF EMPLOYEES
General Fund	398



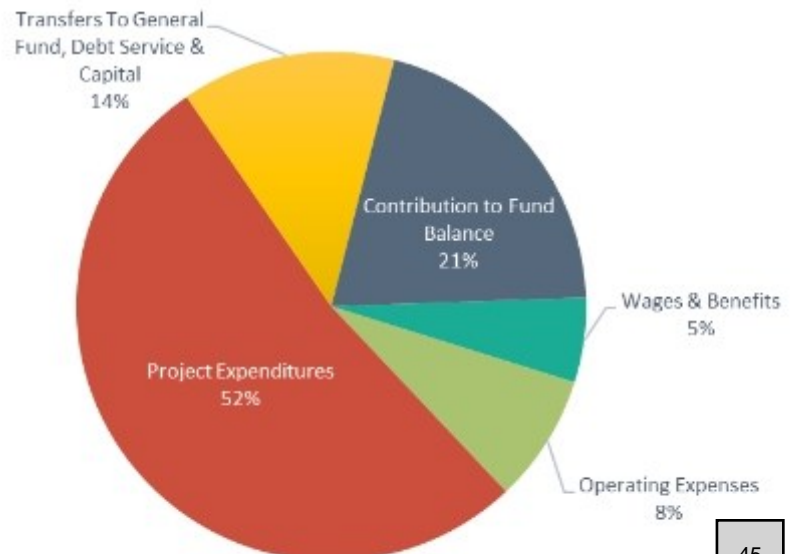
Special Revenue Fund Summary

RDA, CDBG, Interfacility Transfers, Storm Drain

Where Money Comes From
Special Revenue Funds 2026 Adopted, \$30,317,594



How Money is Spent
Special Revenue Funds 2026 Adopted, \$30,317,594



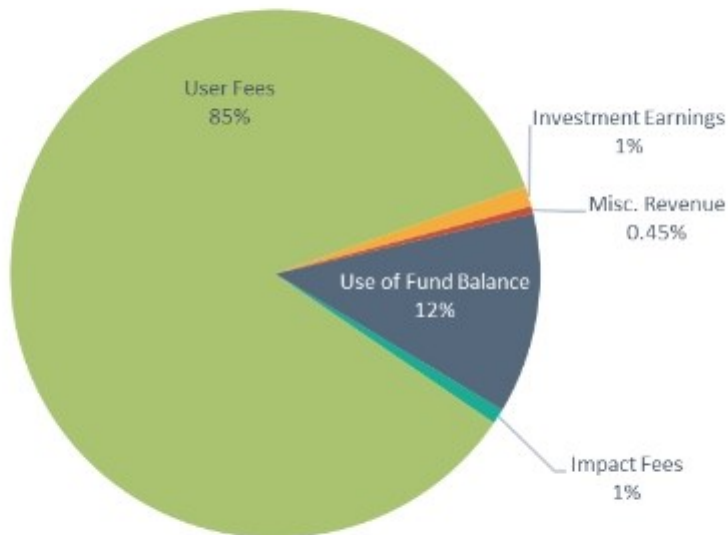
FUND	# OF EMPLOYEES
Special Revenue	14

Enterprise Fund Summary

Water, Sanitation, Mulligans, Self Insurance

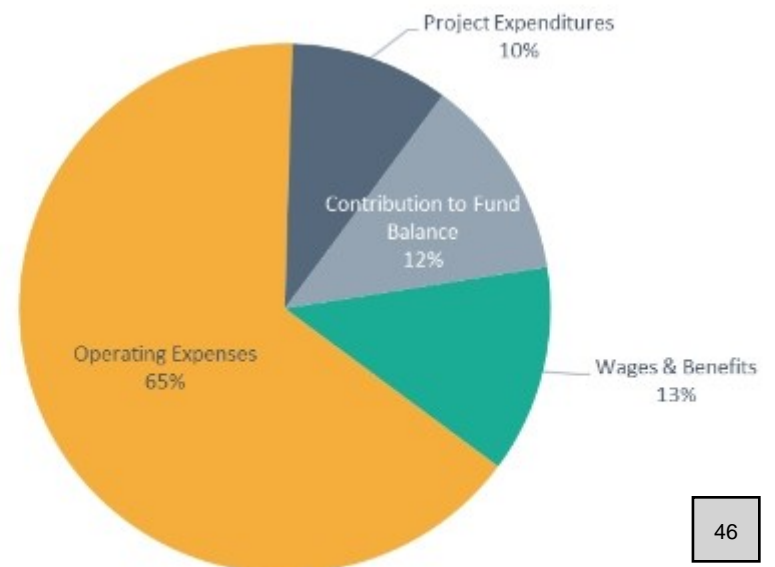
Where Money Comes From

Enterprise Funds 2026 Adopted, \$37,763,661



How Money is Spent

Enterprise Funds 2026 Adopted, \$37,763,661



FUND	# OF EMPLOYEES
Enterprise	43

Debt Service

Debts Remaining

Bond	Maturity Date	Outstanding Balance
2015 RDA Sales Tax & Tax Increment Revenue Bonds	2032	\$7,185,000
2016 Special Assessment	2037	\$18,750,000
2017 Sales Tax Bonds	2040	\$15,935,000
2019 Sales Tax Bonds	2040	\$11,530,000



Grants Received

Federal Grants Received 2018-2025	\$14,183,687
State Legislative Appropriation 2018-2025	\$19,250,000
State Grants Received 2018-2025	\$25,848,741
Total Grants Received	\$59,282,428



SOUTH JORDAN
UTAH

Proposed Capital Projects : \$14,665,000

		Cost	Funding Source
Park Projects		\$515,000	General Fund
Road Projects		\$2,000,000 \$1,800,000 \$540,000 \$1,000,000 \$481,000	Class C Funds Transportation Tax General Fund CDA Fund Road Impact Fees
Facilities Projects		\$110,000	General Fund
IT Projects		\$185,000	General Fund
Water Projects		\$2,455,000	Water Fund
Mulligans Projects		\$300,000	Mulligans Fund
Storm Drain Projects		\$50,000 \$730,000	General Fund Storm Drain Fund
Fleet	\$1,600,000 \$717,000 \$135,000	General Fund Water Sanitation	\$272,000 \$1,730,000 \$45,000 Storm Drain Public Safety Lease Mulligans



On Going Capital Projects Summary

PROJECTS	# OF PROJECTS	REMAINING BUDGET TO COMPLETION
General Capital	46	\$21,962,291
Local Transit	14	\$3,444,431
Class C	6	\$699,739
Road Impact	3	\$538,289
Parks Impact	5	\$275,192
Storm Impact	2	\$162,156
Water	23	\$3,340,614
Mulligans	6	\$404,279
	105	\$30,826,991

City of South Jordan
State of Utah

Fiscal Year
2025-2026

Tentative Budget



www.sjc.utah.gov

Item I.1.

The City of South Jordan

Tentative Budget

Fiscal Year 2025-2026

City of South Jordan
1600 West Towne Center Drive
South Jordan, UT 84095
www.sjc.utah.gov
Phone: (801) 254-3742
Fax: (801) 253-5250

Table of Contents



INTRODUCTION	PAGE	
Table of Contents	2	Information Services
Budget Award	4	Municipal Court
Organization Chart	5	Facilities
Officials and Staff	6	
City Council Districts	7	RECREATION
City Manager's Letter	8	Recreation/Event Programs
Strategic Plan	10	Seniors
Fund Organizational Chart	13	Gale Center
Department/Fund Relationship	14	
Fund Types	15	ENGINEERING SERVICES
		Building
		Engineering
THE BUDGET PROCESS		
Budget Process	16	PLANNING & ZONING
Budget in Brief	19	Planning
Long-Term Financial Plan	31	
Key Fiscal Management Practices	34	FIRE DEPARTMENT
		Fire Department
FINANCIAL SUMMARIES		
Revenue Source Detail	37	POLICE DEPARTMENT
Fund Balance and Reserves	58	Police Department
Fund Balance Summary	59	
All Funds Revenues and Expenditures	60	PUBLIC WORKS
		Public Works Admin
GENERAL FUND		Fleet
General Fund Summary	61	Parks
General Fund Revenues	62	Cemetery
General Fund Expenditures	63	Street Lighting
		Streets
OFFICE OF THE CITY MANAGER		
Executive	66	OFFICE OF THE CITY ATTORNEY
Information Center	68	Office of the City Attorney
Human Resources	70	
Finance	72	SPECIAL REVENUE FUNDS
City Commerce	74	Special Revenue Fund Summary
City Recorder	76	Redevelopment Agency
		RDA Housing
OFFICE OF THE ASSISTANT CITY MANAGER		CDA
Assistant City Manager	79	Community Development Block Grant
		Interfacility Transfers
ADMINISTRATIVE SERVICES		Storm Water
Administrative Services Admin	82	
Communications/Media/Marketing	84	

Table of Contents

ENTERPRISE FUNDS

Enterprise Fund Summary	146
Water	147
Water CIP	150
Secondary Water.....	152
Sanitation	155
Mulligans Golf & Games	158
Mulligans CIP.....	161
Self Insurance.....	162

DEBT SERVICE FUNDS

Legal Debt Margin.....	165
Debt Service Funds Summary	166
General Debt Service	167
Other Revenue Bonds	170
Debt Payment Summary	173

CAPITAL IMPROVEMENT PROGRAM

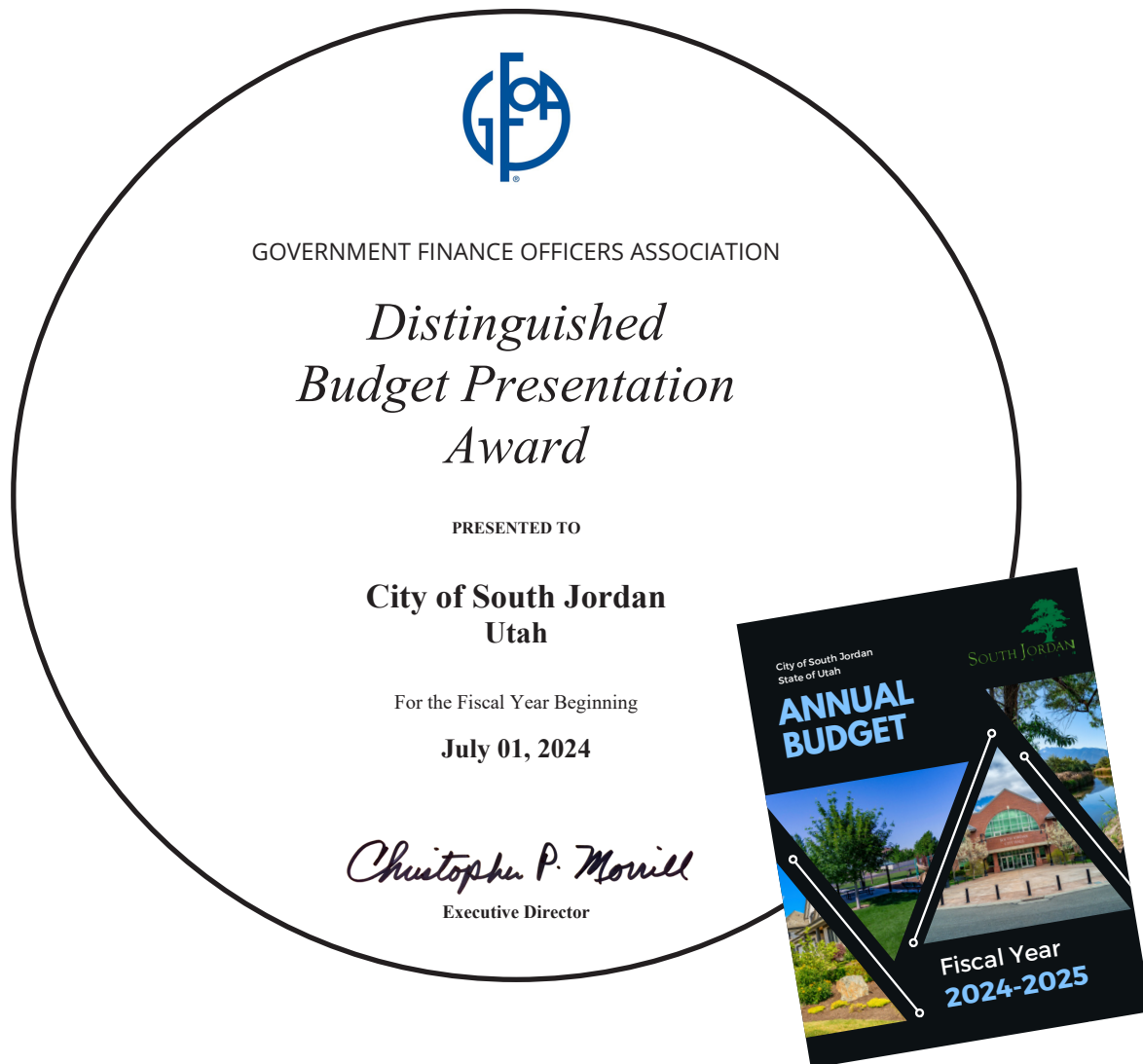
Capital Projects Fund Summary	177
Infrastructure Improvement	179
Maintenance & Operations.....	181
Capital Equipment.....	182
Non-Routine Projects.....	183

CITY PROFILE

South Jordan at a Glance	189
History of South Jordan.....	194

OTHER

Fee Schedule	197
Glossary	214



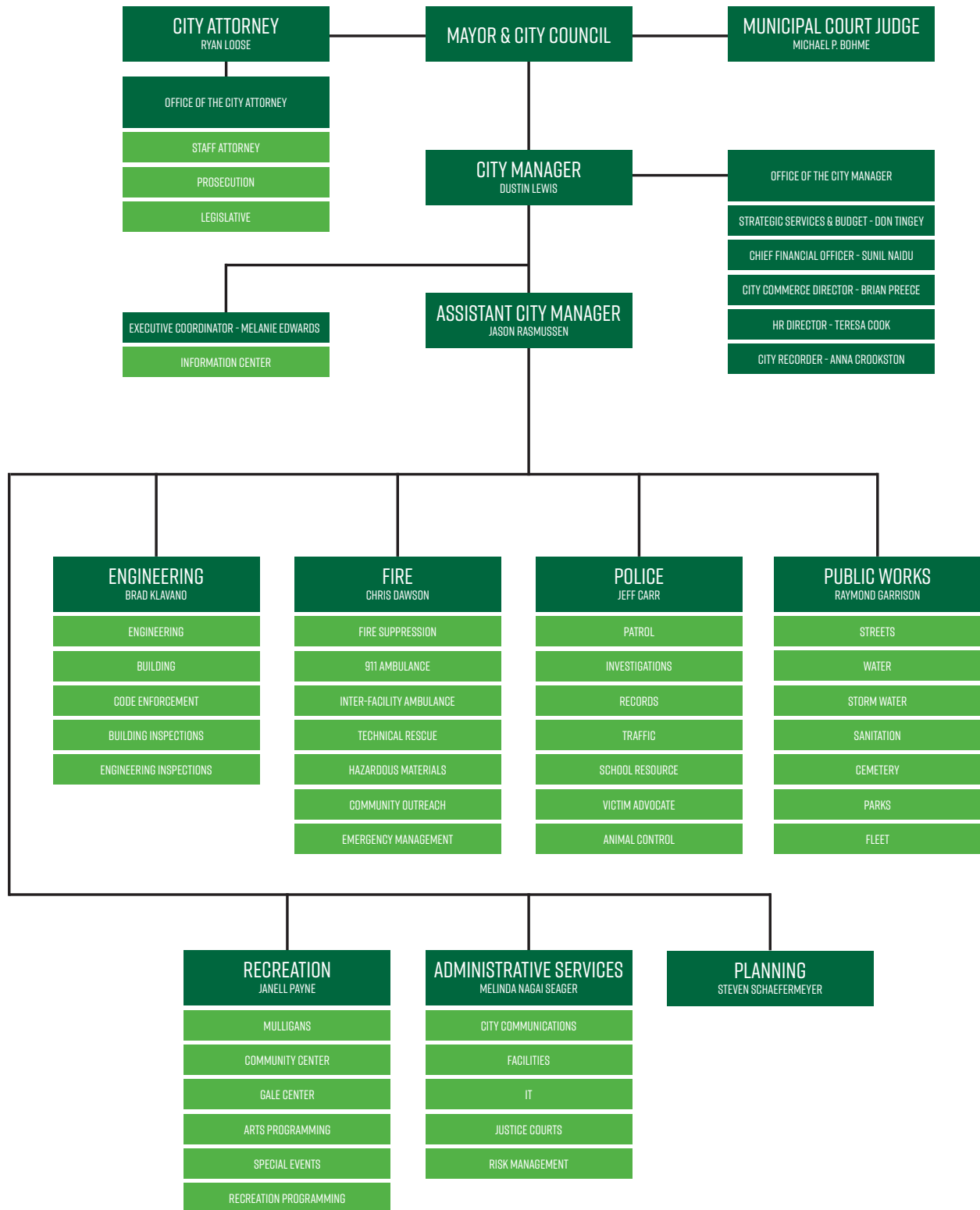
The Government Finance Officers Association of the United States and Canada (GFOA) presented a Distinguished Budget Presentation Award to the City of South Jordan, Utah for its Annual Budget for the fiscal year beginning July 1, 2024.

In order to receive this award, a governmental unit must publish a budget document that meets program criteria as a policy document, as a financial plan, as an operations guide, and as a communications device.

The award is valid for a period of one year only. We believe our current budget continues to conform to program requirements, and we are submitting it to GFOA to determine its eligibility for another year.

**THE CITY OF SOUTH JORDAN HAS EARNED THE
DISTINGUISHED BUDGET AWARD FOR 31 CONSECUTIVE YEARS.**

Organization Chart



Mayor and Governing Body

<i>Mayor</i>	Dawn R. Ramsey	dramsey@sjc.utah.gov
<i>Council Member (1)</i>	Patrick Harris	pharris@sjc.utah.gov
<i>Council Member (2)</i>	Kathie L. Johnson	kjohnson@sjc.utah.gov
<i>Council Member (3)</i>	Donald J. Shelton	dshelton@sjc.utah.gov
<i>Council Member (4)</i>	Tamara Zander	tzander@sjc.utah.gov
<i>Council Member (5)</i>	Jason T. McGuire	jmcguire@sjc.utah.gov

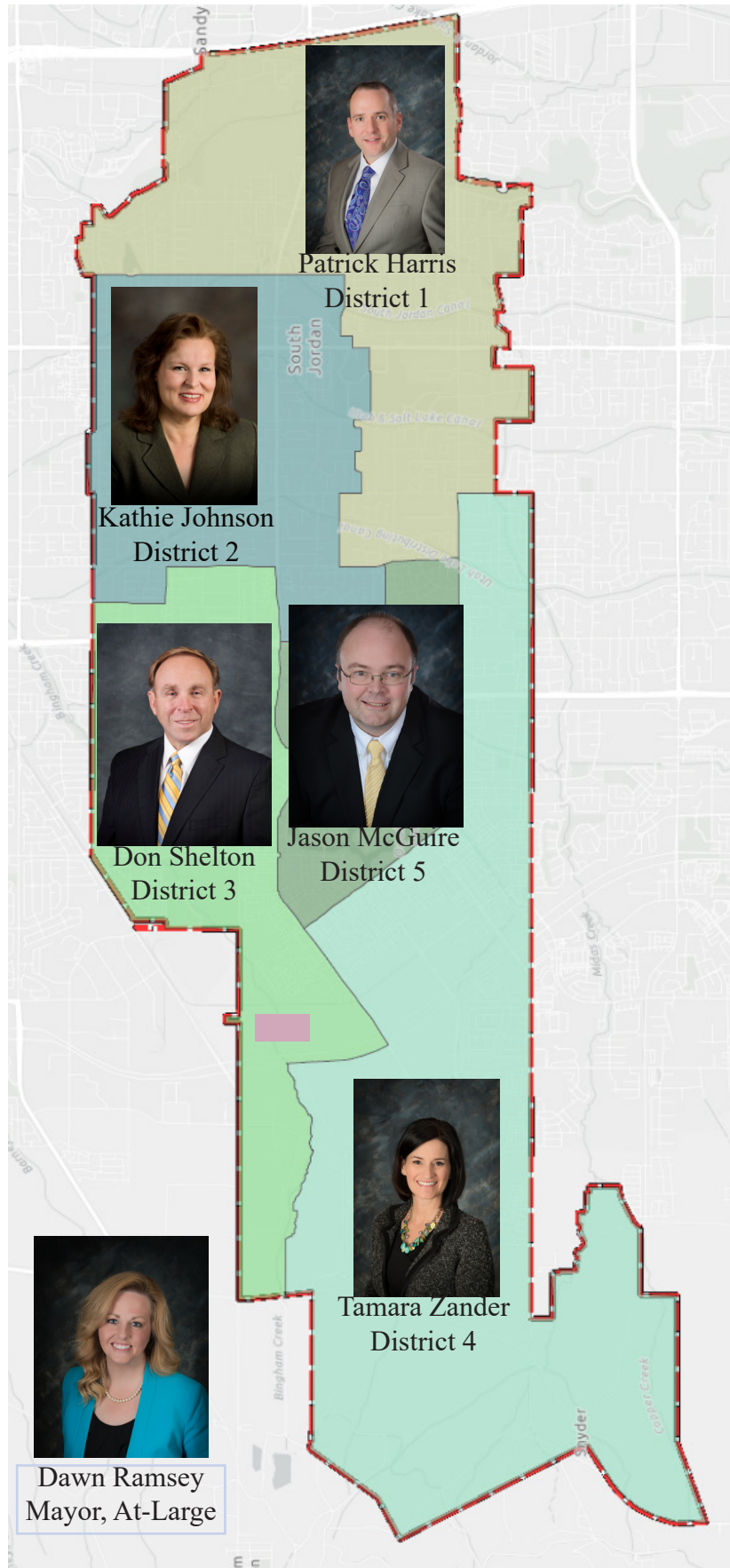
Appointed Officials

<i>City Manager</i>	Dustin Lewis	dlewis@sjc.utah.gov
<i>City Attorney</i>	Ryan Loose	rloose@sjc.utah.gov
<i>Municipal Court Judge</i>	Michael Boehm	mboehm@sjc.utah.gov
<i>CFO/Budget Officer</i>	Sunil K. Naidu	snaidu@sjc.utah.gov
<i>City Treasurer</i>	Chip Dawson	cdawson@sjc.utah.gov
<i>City Recorder</i>	Anna Crookston	acrookston@sjc.utah.gov

Executive Team

<i>Assistant City Manager</i>	Jason Rasmussen	jasmussen@sjc.utah.gov
<i>Director of Strategy & Budget</i>	Don Tingey	dtingey@sjc.utah.gov
<i>Director of Human Resources</i>	Teresa Cook	tcook@sjc.utah.gov
<i>Police Chief</i>	Jeff Carr	jcarr@sjc.utah.gov
<i>Director of City Commerce</i>	Brian Preece	bpreece@sjc.utah.gov
<i>Director of Engineering</i>	Brad Klavano	bklavano@sjc.utah.gov
<i>Director of Planning</i>	Steven Schaefermeyer	sschaefermeyer@sjc.utah.gov
<i>Director of Public Works</i>	Raymond Garrison	rgarrison@sjc.utah.gov
<i>Fire Chief</i>	Chris Dawson	chdawson@sjc.utah.gov
<i>Director of Admin Services</i>	Melinda Seager	mseager@sjc.utah.gov
<i>Director of Recreation</i>	Janell Payne	jpayne@sjc.utah.gov

City Council Districts



To the Mayor, City Council, and Members of the Community:

Contained herein is the budget for the City of South Jordan for the Fiscal Year 2025-2026. The budget is the foundation of all the programs and work that is accomplished in the City each year. Significant time and effort has gone into its preparation. As we continue to follow the pattern that was established several years ago, the approach to putting this budget together focused on conservative fiscal responsibility, a strong desire to maintain current service levels, and a vision of a sustainable financial future for our community. This year's fiscal budget continues to maintain our exceptional service levels by allowing the City to retain well-trained and skilled employees, keeps the financial reserves healthy, and provides for the increasing costs of building and maintaining public infrastructure.



City Manager
Dustin Lewis

The City Council has developed a robust and comprehensive strategic plan to guide the City forward and this budget supports the implementation of that plan and further reinforces key initiatives supported by our residents (see pages 10-11). These key initiatives bring life and meaning to the budget and provide an easy guide for residents to link their taxes to measured outcomes. This year the Mayor, City Council, and City Staff continued to incorporate the elements of a priority-driven budget. These principles help identify the most important strategic related priorities, and then through a collaborative, evidence based process, rank programs or services according to how well they align with those identified priorities.

POLICY ISSUES

The City honors its commitment of maintaining outstanding programs and keeping services at a high level through a highly productive and efficient team of employees.

SOLUTIONS

The City has adopted the use of priority-based budgeting as a recognized best practice in municipal finance and has been using it for many years as the basis of our budgeting philosophy. As a common sense, data-driven, strategic alternative to incremental budgeting, the philosophy of

priority-driven budgeting is that resources can be allocated according to how effectively a program or service achieves the goals and objectives that are of most significant value to the community.

This budget identifies several strategic drivers that need fiscal resources to keep us current and relevant in our changing growth patterns. We continue to protect our investment in a well-trained and experienced workforce that has some of the best and brightest professionals in their field of expertise. We also have focused on maintaining our infrastructure in a responsible way to try to avoid significant costs in the future.


As the City grows, we have a responsibility to ensure our investment in personnel, infrastructure, and services are not eroded over time. After careful evaluations, the following items are some of the major undertakings of this budget; a) fortification of our employee retention program, b) funds for infrastructure, maintenance and projects totaling \$ 11,011,000, c) hiring 1 new full-time employee (Utility Billing Clerk).



ECONOMIC FACTORS

South Jordan is beginning to see significant retail and employment center growth in the western part of the City. South Jordan City is working to establish a balanced and sustainable economic base that includes property tax revenues, sales tax revenues and good-paying jobs. In order to do this, the City must focus on both regional retail and Class A office park development, expansion of job creation centers, and thereby establishing itself as the economic hub of the Southwest Valley.

City Manager's Message



SOLUTIONS

The City's General Plan includes associated land uses that are balanced, viable and are reflective of our community desires. The adoption and implementation of these various planning scenarios including key sub-area plans, are now the necessary tools confirming that our fiscal health remains excellent now and into the future. The General Plan is important in helping the City be prepared to sustain our levels of service when we reach build out. We must devise strategies that will bring investment into the City, keep our neighborhoods clean and crime free, and grow businesses for job creation.

The City must continue to build a tax base that is multifaceted, reliable, and truthful.

REGULATORY & LEGISLATIVE CHALLENGES

Cities face external forces, such as a potential recession, emergencies that demand public services, or new federal and state policies that require cities to adjust and adapt. How we adapt depends in large part on our capacity to control resources and manage change.

SOLUTIONS

As we continue to think of fiscal matters in the future we must focus on a different set of horizons. We have to be sensitive to community aesthetics, continue to use evidence base decision making and we must also become advocates and entrepreneurs more than just regulators. Three principal attributes of cities' capacity to adapt to changing environments are: (1) the state-local framework, including most importantly the constraining effects of the state legislature and the state's financial non-support of its cities; (2) the alignment between a city's economic base and its fiscal budget priorities; and (3) the demands of the city's residents and customers to provide an acceptable level of services. These three attributes create a lens through which we can understand the decision making

room for city officials to respond to so many external forces.

Most recently, cities are experiencing more demand to be part of the solution regarding affordable housing and are subject to such related state enacted legislation and rule-making.

CHANGES IN SERVICE LEVELS OR FEES

Sustainable growth starts with best-in-class city services, such as safe neighborhoods, reliable roads, and great parks. Those best-in-class services drive population growth, as more and more people and business desire to live and work in the community. Where Utah's tax structure does not allow for inflation capture in property taxes we will be facing difficult decision as it relates to taxes and services. Without more commercially based property taxes, the City will continue to find it harder to meet the growth related service demands. Municipal budgets are strongest when they have diversified revenue streams and when cities' taxation system aligns with their economies.

SOLUTIONS

This budget also keeps our debt ratio comparatively low, which helps the City maintain very high credit rating in our general fund (AAA). We must be wise and prudent in our borrowing of money; knowing however, that we will have to maintain our investment in infrastructure and to add desired public amenities as needed by our residents. We are committed to maintain fiscal policies that strengthen our core service levels and sustain our reserves into the future.

This budget is the product of considerable time and attention over the past several months to the strategic, fiscal, and operational planning by the City Council and City Staff. All have contributed critical insights and untold hours of dedicated work to this major undertaking.

On behalf of all City employees, we look forward to working with the City Council and the Community as we use this budget to implement the City's Strategic Plan. I am confident that the result of our efforts will demonstrate our commitment to providing excellent services, investing in our future through public infrastructure, facilities, amenities, and proactively responding to changing fiscal realities.

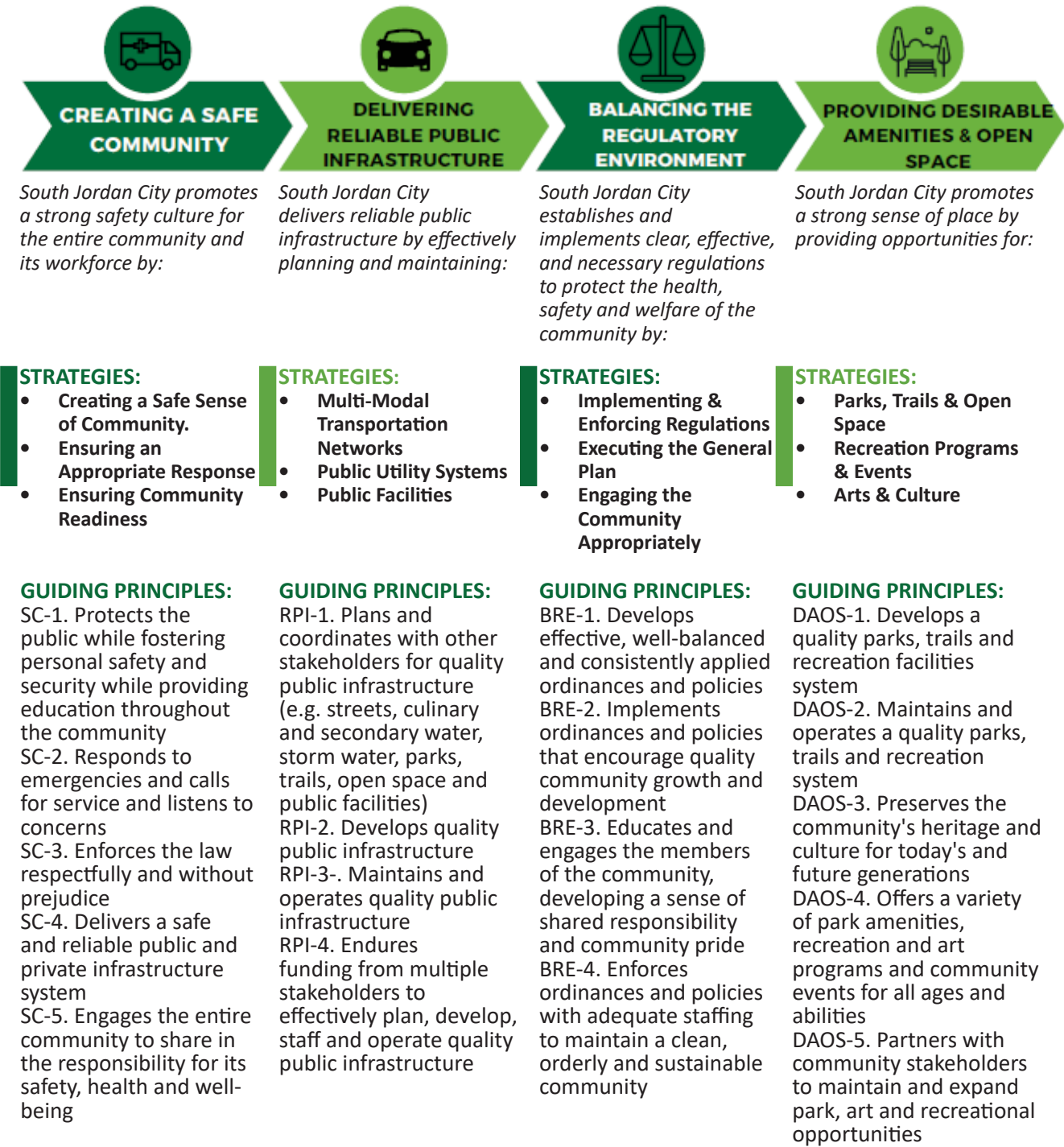
Our Vision

We are a family-oriented community, founded upon principles of accountability, integrity, industry, and innovation with an unwillingness to compromise in securing a sustainable environment for future generations.

Our Mission

South Jordan City provides service-oriented, responsible government, consistent with the community's values, priorities, and expectations for a high quality of life, enhancing the City's fiscal health, providing professional and innovative services, and managing the City's resources, while planning for the future.

Our Priorities

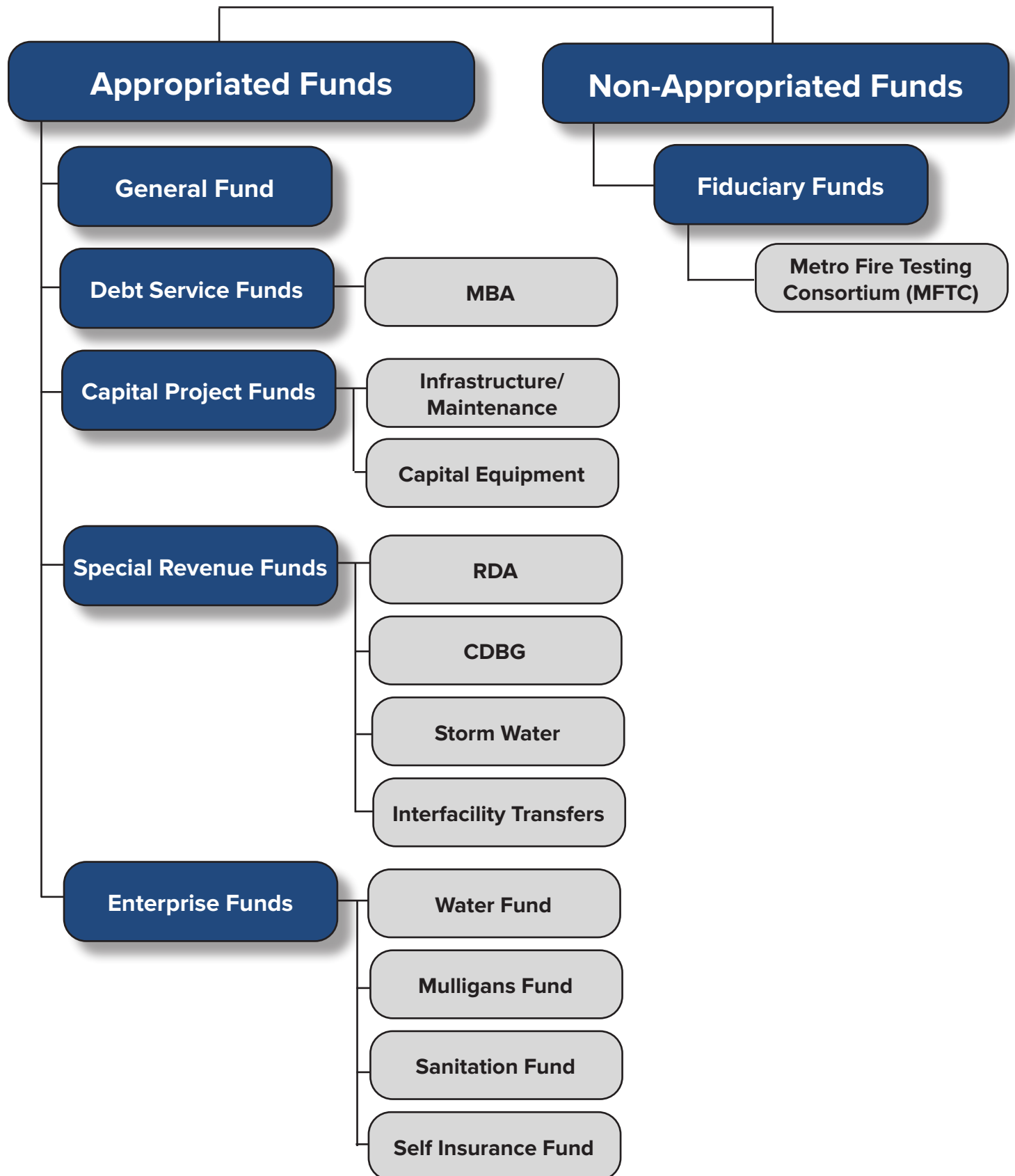




The chart below outlines the process used to create strategic goals.



Fund Organizational Chart



Department/Fund Relationship

Department	Governmental Funds							Proprietary Funds			
	Major Funds				Non Major Funds			Major Funds	Non Major Funds		
	General Fund	Debt Service	Capital Projects	Redevelopment Agency	Storm Water	IFT	CDBG	Water Fund	Sanitation Fund	Mulligans Fund	Self Insurance Fund
Office of the City Manager	9,280,404	6,020,675	-	23,790,000			240,000				
Administrative Services	6,059,588									2,348,090	733,417
Recreation	2,708,279										
Engineering Services	5,434,854										
Planning	976,677										
Fire/EMS	13,472,293					2,652,000					
Police	15,152,618										
Public Works	11,232,409		17,375,570		3,655,594			28,060,727	6,621,427		
City Attorney	1,474,362										



City Council Chambers

Fund Types

Governmental Funds

Major Fund Descriptions:

General Fund - The general fund is used to account for resources traditionally associated with a government which are not required legally or by sound financial management to be accounted for in another fund.

Debt Service Fund - The debt service fund is used to account for the accumulation of resources and payment of bond principal and interest from governmental resources and special assessment bond principal and interest from special assessment levies when the government is obligated in some manner for the payment.

Redevelopment Agency (RDA) Fund - The RDA fund is used to account for the activities of the Redevelopment Agency. The Agency is an entity established to further public purpose in the redevelopment of particular City areas.

Capital Projects Fund - The capital projects fund is used to account for the construction of budgeted capital projects of the City, Impact Fees, intergovernmental grants, transfers from the general fund, and interest earnings are the principal sources of funding for these projects.

Non-Major Fund Descriptions:

Storm Drain Fund - The Storm Drain fund is used to track revenue from a monthly fee paid by City residents for the maintenance of the City's storm drain system.

CDBG Fund - The CDBG fund is used to account for the revenues received by the City as a grantee participant in the Community Development Block Grant Program.

Interfacility Transfers (IFT) Fund - The IFT fund is used to account for the revenues received by the City for Advanced Life Support (ALS) treatment and transport capabilities.

Proprietary Funds

Major Fund Descriptions:

Water Fund - The water fund is used to account for the activities of the City's water operations.

Mulligans Fund - The Mulligans fund is used to account for the operation of Mulligans Golf & Games. This City recreation facility includes golf, miniature golf, driving range, and batting cages.

Non-Major Fund Descriptions:

Sanitation Fund - The sanitation fund is used to account for the activities of the City's sanitation operations.

Self Insurance Fund - The self insurance fund is used to account for the cost of claims, injuries and losses.

The City of South Jordan’s budget process complies with the Utah Fiscal Procedures Act. The City seeks to maintain budgetary control by monitoring monthly revenues and expenditures and by holding each department responsible for costs incurred within budget limits. Financial information and reports are provided to the City Manager and department directors to assist them in monitoring expenditures and in keeping expenditures within approved limits. The Fiscal Year 2025-2026 budget was developed in compliance with state law and was approved by the City Council after a public hearing was held. The proposed FY 2025-2026 budget for each division, department, and fund includes actual expenditures for one prior year, the current year’s adopted budget, the current year’s estimated actuals, and the proposed budget for the coming fiscal year. The City Council shall approve the FY 2025-2026 budget after thoroughly reviewing policy issues related to the budget and proposals to assist the City in achieving program objectives for the coming year.

Public Participation

Throughout the year, the city communicates with residents via surveys, focus groups, social media, etc. as inputs to decisions about service levels and preferences, community priorities, and organizational performance. The budget process is intended to provide an opportunity for public participation and full disclosure to the residents of South Jordan as to the intent of the City Council in funding the City’s various programs and services.

Basis of accounting and budgeting

The budgets of governmental funds are prepared on a modified accrual basis of accounting. Briefly, this means that obligations of the City are budgeted as expenditures, but revenues are recognized only when they are available and measurable. The term "available" is defined as collectible within the current period or soon enough thereafter to be used to pay the liabilities of the current period.

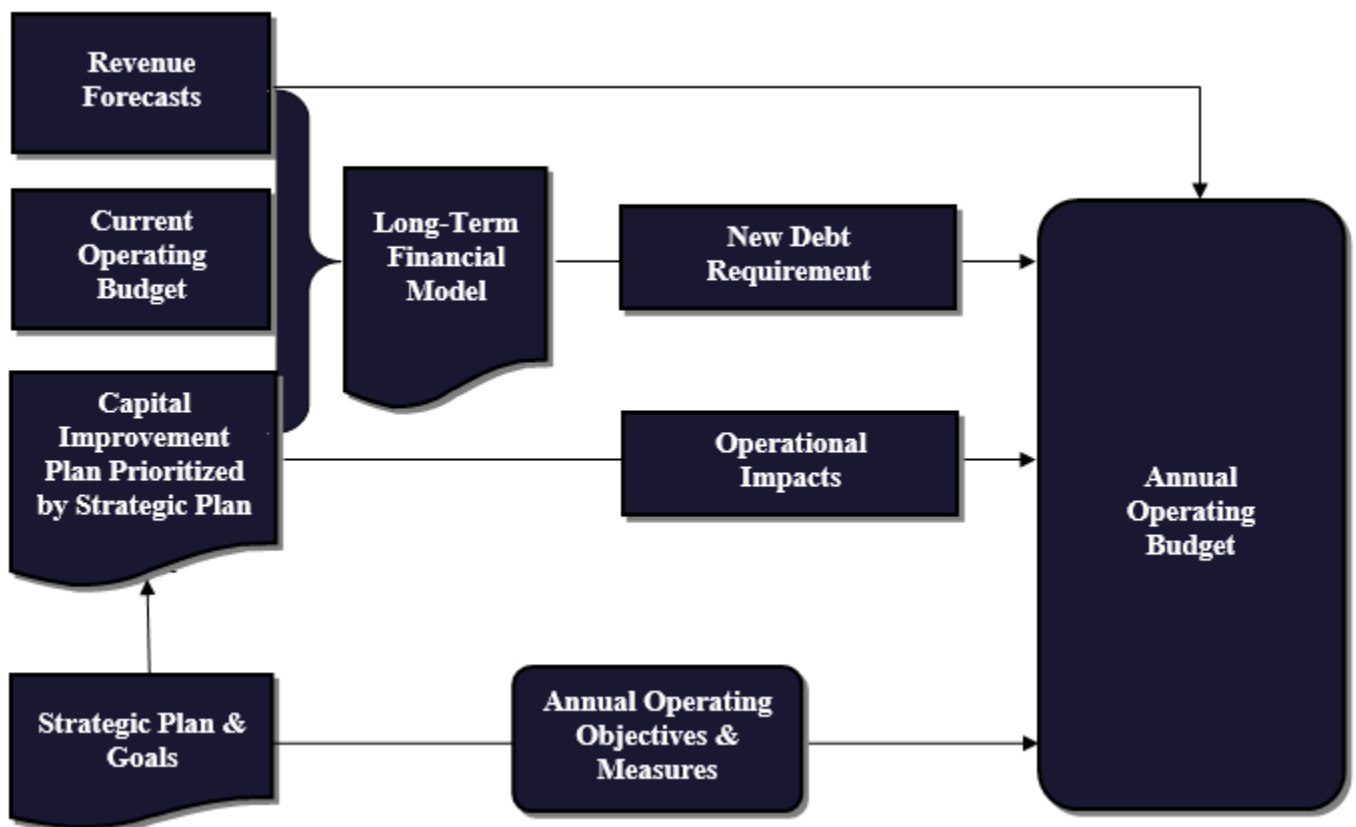
All Budgetary Funds		
Fund Type	Accounting Basis	Budgeting Basis
Governmental Funds		
General Fund	Modified Accrual	Modified Accrual
Special Projects Funds	Modified Accrual	Modified Accrual
Capital Projects Funds	Modified Accrual	Modified Accrual
Debt Service Funds	Modified Accrual	Modified Accrual
Non-Governmental Funds		
Proprietary Funds	Accrual	Modified Accrual
Proprietary Funds do not budget for items such as depreciation, the sale of capital assets, etc.		

Budget Process

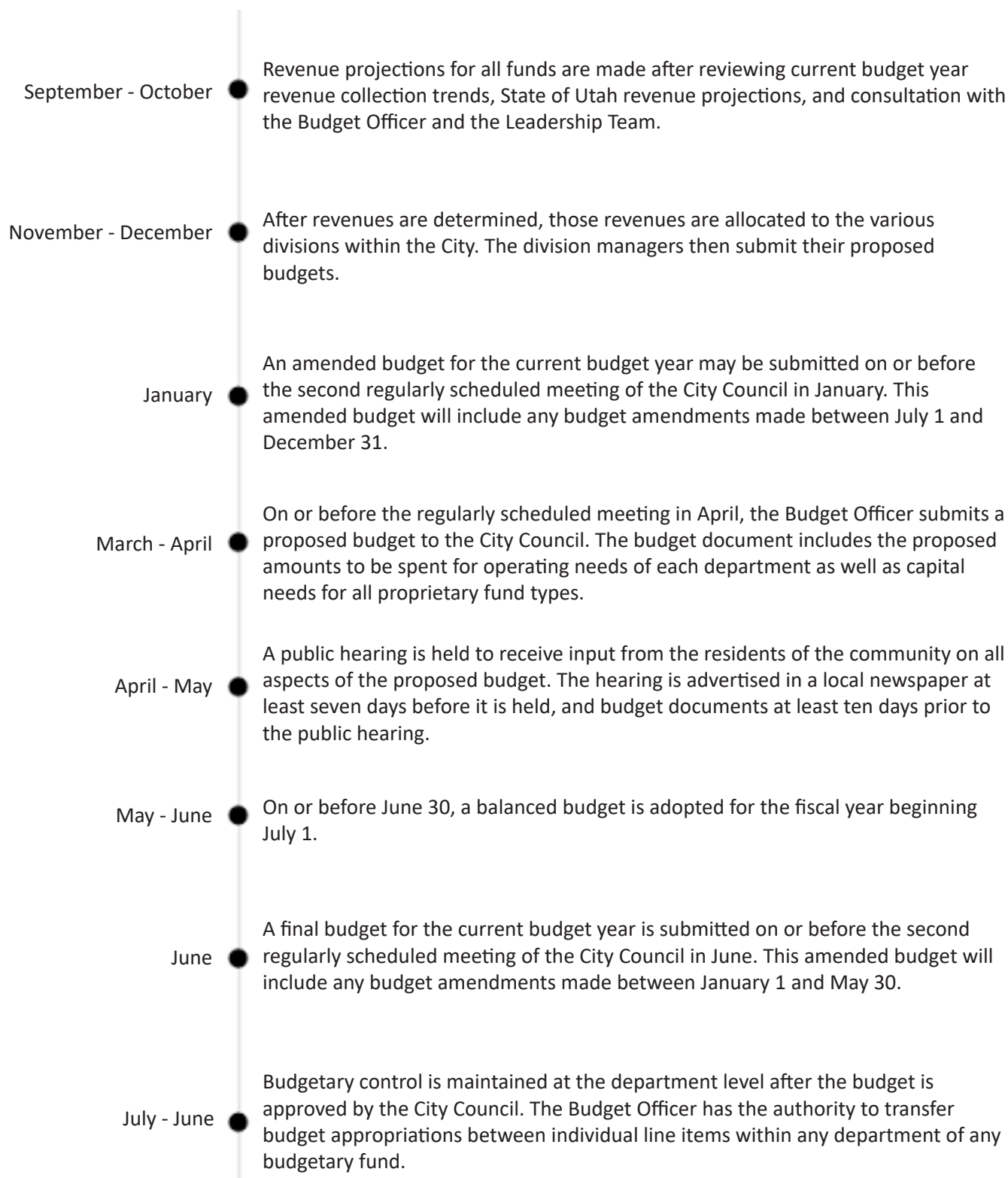
Budget amendments

Budget amendments are made only with the approval of the City Council upon recommendation of the Budget Officer. Financial controls are intended to be a resource for effective financial management, rather than a barrier to achieving results that are consistent with the City's overall mission. At the same time, the City must comply with the Utah Fiscal Procedures Act and may not expend monies in excess of those authorized by the City Council. The City Council has authority to transfer budget appropriations between individual departments of any budgetary fund. Budgets may be amended throughout the fiscal year. The City Council may amend the budget after holding a public hearing, giving residents at least seven days notice. A copy of the proposed budget amendment shall be made available to residents for their review ten days before the public hearing.

Relationship between the Budget Process and Long-Range Planning



The following are the procedures and timeline followed by the City in the budget process:



Budget in Brief

BUDGET IN BRIEF

The City Council approved the fiscal year 2026 Tentative Budget at the May 6, 2025 City Council meeting.

The keys to the City of South Jordan's financial success include a continued growth in assessed property valuation; efficient operation with a minimum change in the City's workforce; diversified revenue streams; no property tax supported debt; increased public and private partnerships; entrepreneurial City Council policy decisions; and caring citizens, committed elected officials, hard-working and talented city employees.

The City's five-year capital improvement plan (CIP)

continues to allocate funding for the maintenance and refurbishment of city facilities. The approved five-year CIP totals \$101,301,843.

This budget in brief is intended to provide the citizens of South Jordan with an overview of the approved operating and capital budgets. Throughout this document, you will find highlighted sections noting the location of detailed information in the approved budget document. Detailed information related to the approved budget can also be found on the City's website at www.sjc.utah.gov.

Fee Increases for Fiscal Year 2026

The following is a summary of the increased fees for 2026:

**See detailed fee schedule on page 197*

Development Review Fees

Public Infrastructure District

Escrow Deposit	\$15,000
----------------	----------

Police Department Fees

Extra Duty Fee	\$75 per hour (3 hour minimum) Supervisor fee \$96 (supervisor required for every 4 officers)
----------------	---

Animal Control Fees

Adoption Fee (Non-Altered)	\$25 plus \$125 sterilization fee
----------------------------	-----------------------------------

Storm Water Fees

Residential	\$9.29 per month (total residential storm drain fee = 1 ERU*)
-------------	---

*ERU is equivalent residential unit equal 4,752 square feet of impervious surface

Non-residential	\$9.29 per month (total non-residential rate storm drain fee per ERU*)
-----------------	--

*Non-residential fees will be calculated based on the following formula: **square feet of impervious surface / 1 ERU = monthly fee**

Waste Collection Fees

Dumpster	\$50 per weekday \$100 per weekend
1st Can	\$16.05 per month
Each additional can	\$10.74 per month
Senior option (70 gallon can)	\$11.89 per month

Water Rates

Culinary Water Usage Rates

Tier 1	\$2.21
Tier 2	\$2.49
Tier 3	\$2.77
Tier 4	\$3.05
Tier 5	\$3.32

Secondary Water Rates

Base Rate	\$19
Pumped Rate	\$6

FY 2026 ADOPTED BUDGET

The City’s adopted budget provides estimated revenues and expenditures for programs and services to be provided during the fiscal year from July 1, 2025 through

June 30, 2026. A separate capital budget includes appropriations for infrastructure related to projects, such as roads, buildings, and equipment that may require more than one fiscal year to complete or to acquire.

Summary of Change - Proposed vs Adopted					
Operating			Capital		
Fund	Proposed	Adopted	Fund	Proposed	Adopted
General Fund	\$69,192,812	\$69,192,812	Class C Road Funds	\$4,372,510	\$4,372,510
Special Revenue Fund	\$30,337,594	\$30,337,594	Transportation Tax	\$2,300,694	\$2,300,694
Debt Service Fund	\$6,020,675	\$6,020,675	General Capital	\$6,995,710	\$6,995,710
Enterprise Fund	\$37,763,661	\$37,763,661	Capital Equipment	\$3,706,656	\$3,706,656

APPROPRIATED BUDGET BY FUND

The City’s total appropriated operating budget of \$160 million is made up of the general, special revenue, debt service, enterprise, internal service, and trust and agency funds. A complete self-contained budget, including both revenues and expenses, is prepared for each of these funds.

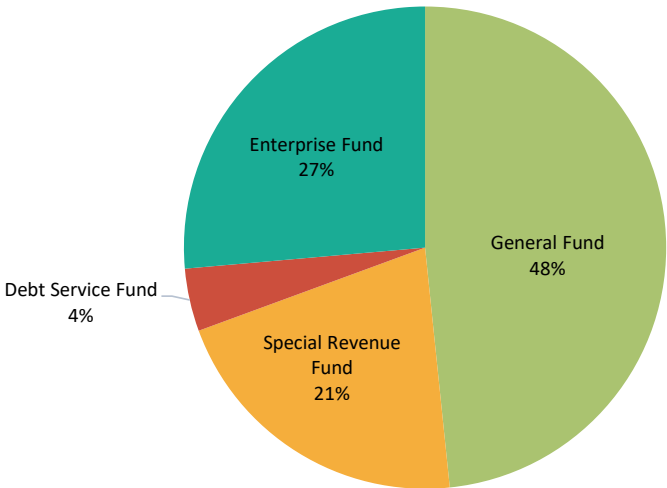
Transfers from one fund to another, such as a transfer from the general fund to a capital project fund to offset costs of a capital project, are shown as an expense (or transfer) for the entity fund providing the funding and as revenue to the fund receiving the transfer. In order to determine the

actual amount of expenditures authorized by the budget, the transfer amount must be excluded.

All funds are balanced in fiscal year 2026. The City’s general fund is balanced in 2026.

For additional information on the amount of funding included for each fund, total funding by department, and detailed information on reserves, see the Financial Summaries section.

Operating Appropriations



Budget in Brief

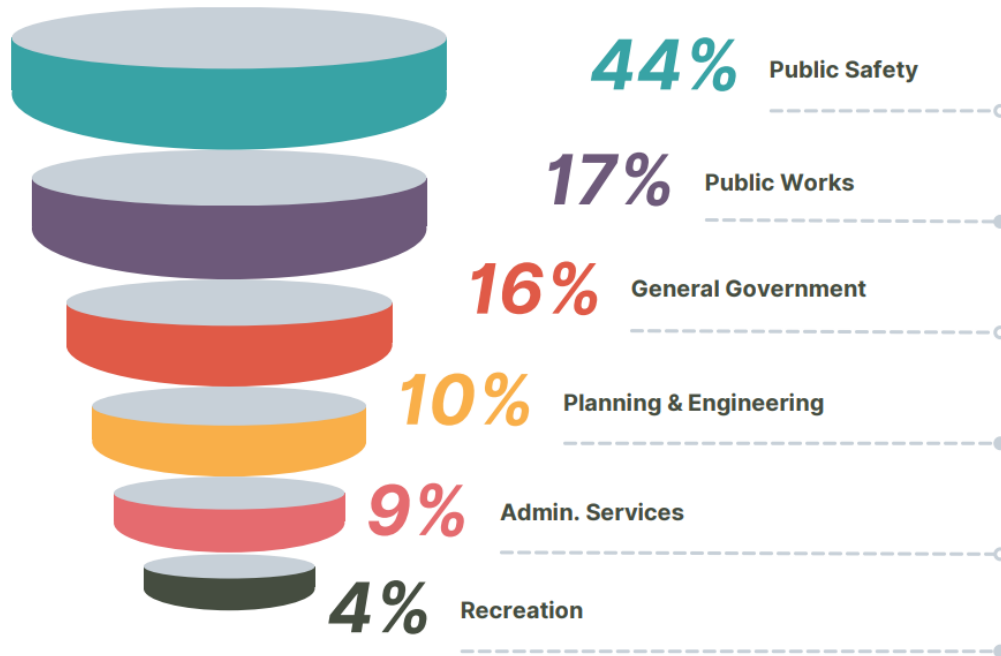
How General Fund Money is Spent

The general fund is the operating fund of the City for general service departments. The general fund has an operating budget of \$69 million. This fund encompasses

the bulk of activities that are traditionally considered basic governmental services such as public safety, public works, planning, engineering, recreation, and general government.

Function	Percent	Description
Public Safety	44%	Police/Animal Control/Fire
Public Works	17%	Fleet/Streets/Streetlighting/Parks/Cemetery
General Government	16%	City Manager/ACM/HR/Finance/City Commerce/City Attorney
Planning & Engineering	10%	Planning/Engineering/Building
Admin. Services	9%	Communications/Facilities/Risk/Court/IT
Recreation	4%	Recreation Programs/Seniors/Museum/Special Events/Arts

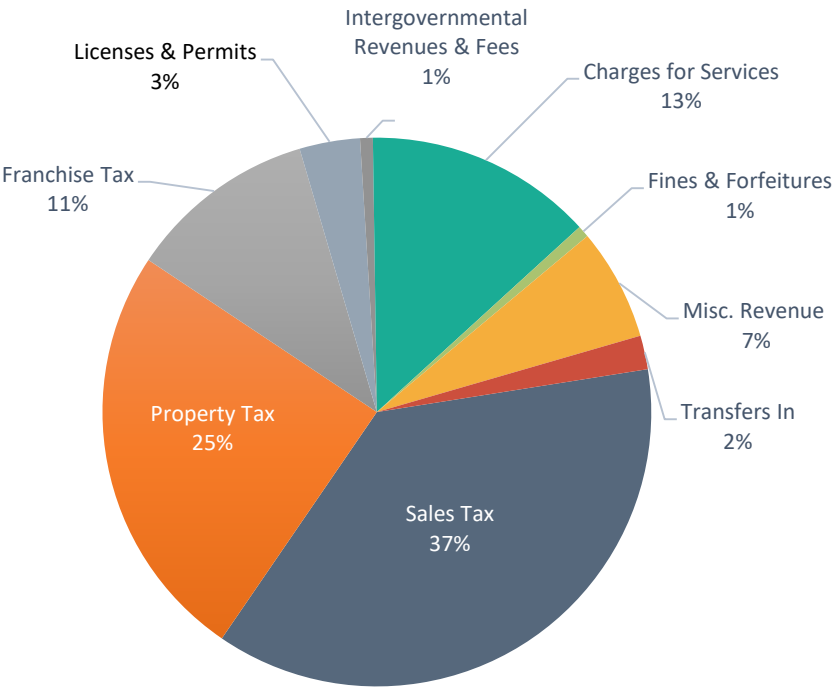
How Money is Spent



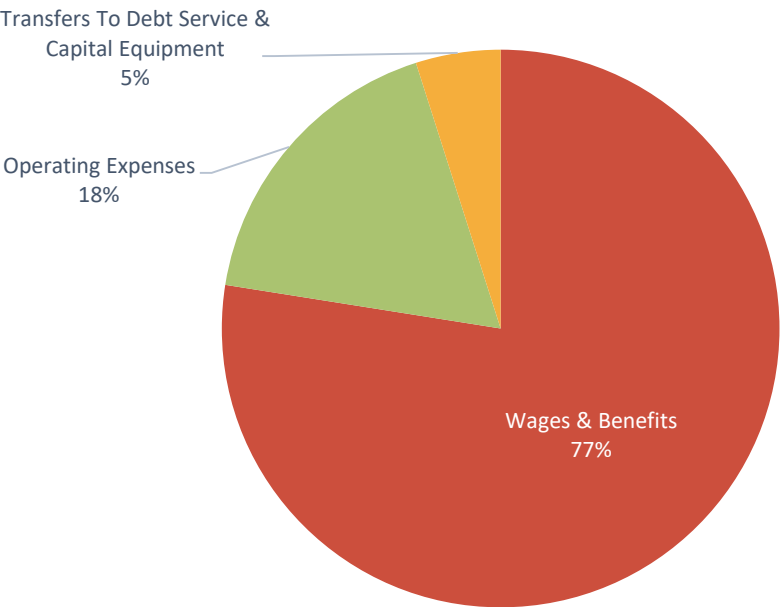
FY 25-26 Principal and Interest Payments

Fund	Principal	Interest	Total
General Fund	\$3,775,000	\$2,229,175	\$6,004,175

Where Money Comes From
General Fund 2026 Adopted, \$69,192,812



How Money is Spent
General Fund 2026 Adopted, \$69,192,812



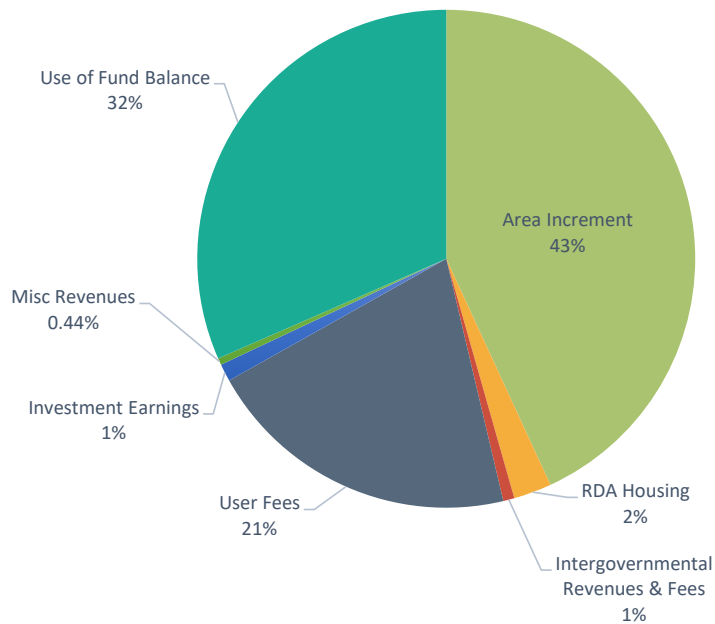
Budget in Brief

Special Revenue Fund

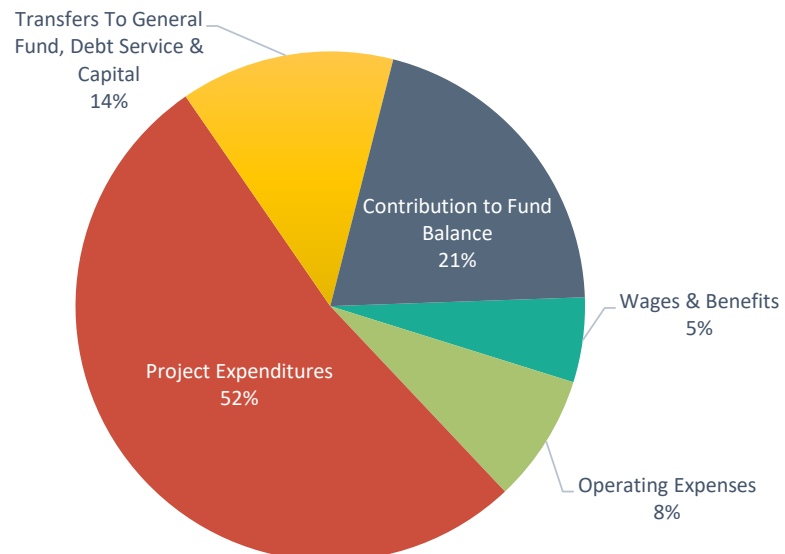
The special revenue funds have an operating budget of \$30 million. Special revenue funds are used to account for

specific revenues that are legally restricted to expenditure for particular purposes. The City's special revenue funds include: RDA, CDBG, IFT & Storm Water.

Where Money Comes From Special Revenue Funds 2026 Adopted, \$30,317,594



How Money is Spent Special Revenue Funds 2026 Adopted, \$30,317,594

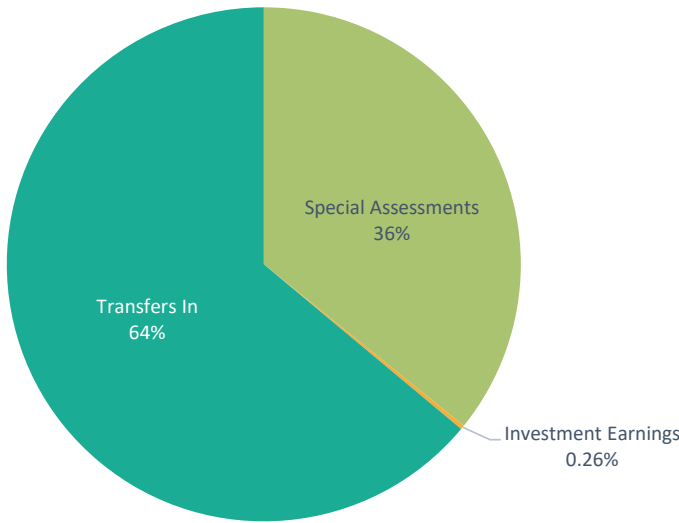


Debt Service Fund

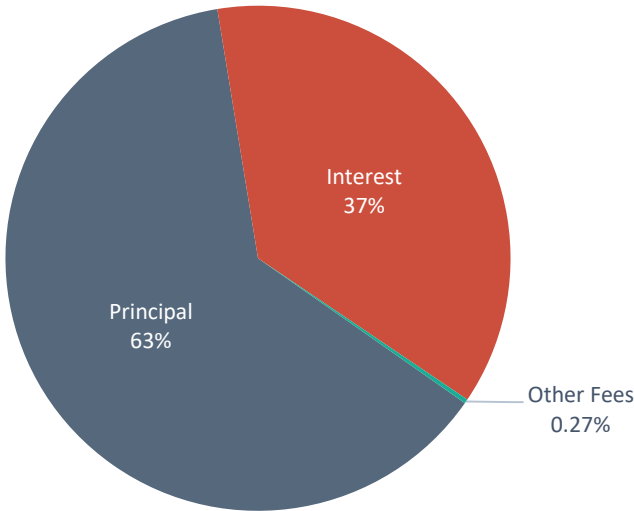
The debt service fund has an operating budget of \$6 million. The debt service fund is used to account for the accumulation of resources and payment of

general government bond principal and interest from governmental resources and special assessment bond principal and interest from special assessment levies when the government is obligated in some manner for the payment.

Where Money Comes From
Debt Service Funds 2026 Adopted, \$6,020,675



How Money is Spent
Debt Service Funds 2026 Adopted, \$6,020,675



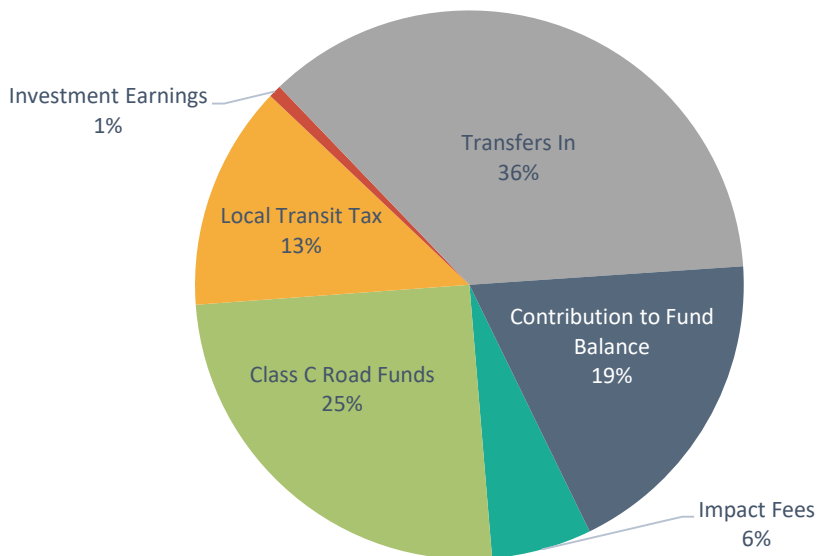
Budget in Brief

Capital Projects Fund

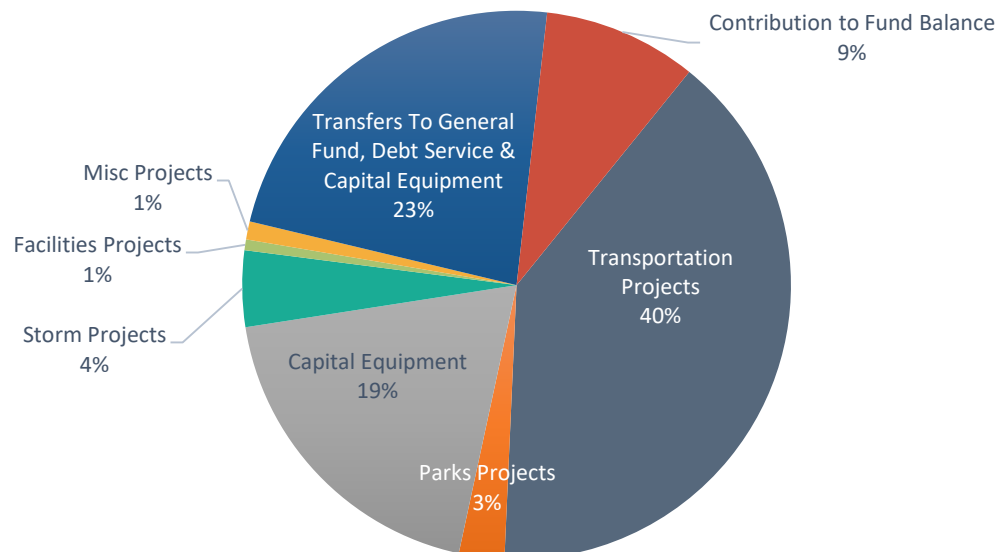
The capital project fund is used to account for new construction, expansion, renovation, or replacement

projects for an existing facility or facilities. It is a fund that helps maintain or improve a City asset, often called infrastructure.

Where Money Comes From Capital Projects Fund 2026 Adopted, \$17,375,570



How Money is Spent Capital Projects Fund 2026 Adopted, \$17,375,570



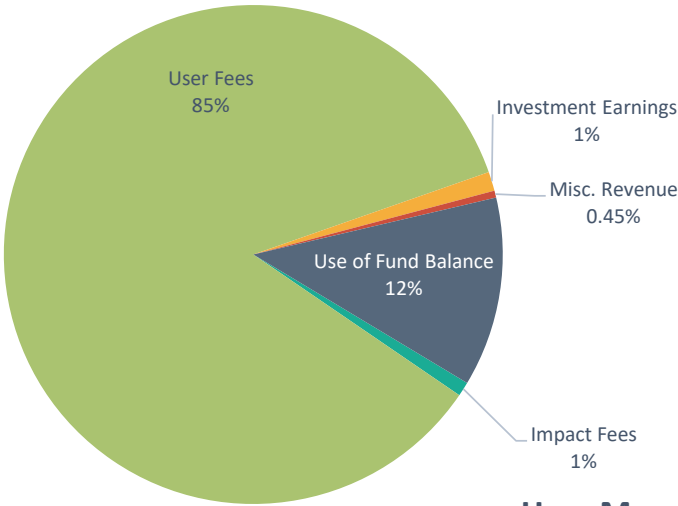
Enterprise Fund

Enterprise funds are expected to be self-supporting and expected to be funded entirely from user fees for services. No tax revenues are used for these activities in the

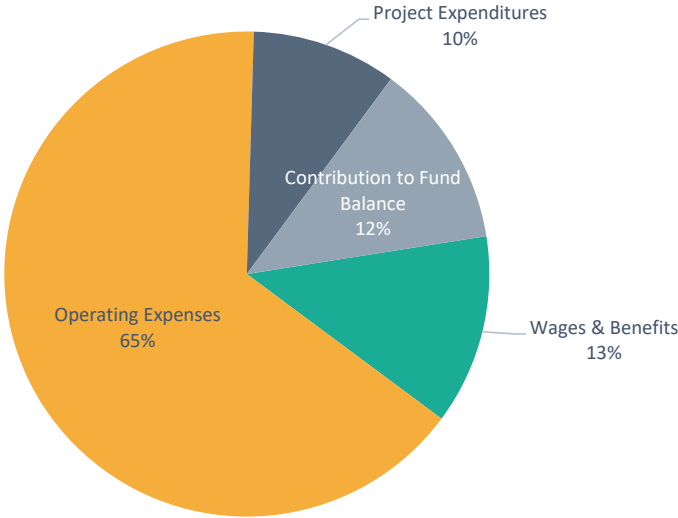
FY 2026 budget. Administrative fees are charged to enterprise fund for general government services. Administrative fees charged for FY 2026 to support general government services total \$4,185,455.

Fund	Amount
Water	\$3,451,422
Sanitation/Recycling	\$724,033
Mulligans	\$10,000

Where Money Comes From
Enterprise Funds 2026 Adopted, \$37,763,661



How Money is Spent
Enterprise Funds 2026 Adopted, \$37,763,661



Budget in Brief

STAFFING CHANGES

The City has 455 (FTE) employees budgeted in FY 2026. This represents a net increase of one FTE from FY 2025. Funding has been increased to fund the following changes to FTE's:

1.0 new FTE has been added to Finance for FY 2026.

Total Current FTE	454
Finance (Utility Billing Clerk)	1
Total Recommended FTE FY 2026	455

SUMMARY OF PERSONNEL APPROPRIATIONS AND POSITIONS BY DEPARTMENT

<u>Department</u>	<u>FY 23-24 Actual</u>	<u>FY 24-25 Budget</u>	<u>FY 25-26 Budget</u>	<u>FY 23-24 FTE's</u>	<u>FY 24-25 FTE's</u>	<u>FY 25-26 FTE's</u>
General Fund						
Executive	\$1,945,051	\$2,238,259	\$2,265,125	6	6	6
Information Center	\$450,983	\$442,720	\$475,934	6	6	6
Human Resources	\$793,418	\$973,843	\$1,012,519	4	4	4
Finance	\$3,812,230	\$4,134,938	\$4,205,333	20	20	21
City Commerce & Sustainability	\$364,917	\$366,171	\$367,510	2	2	2
City Recorder	\$339,775	\$459,228	\$466,344	2	2	2
Administrative Services	\$527,593	\$540,654	\$472,906	3	3	3
Communications/Media/Marketing	\$465,814	\$496,967	\$513,100	3	3	3
Court	\$683,735	\$753,298	\$757,012	5	5	5
Information Services	\$2,312,458	\$2,403,787	\$2,594,676	11	11	11
Facilities	\$1,590,390	\$1,541,512	\$1,621,894	9	9	9
Recreation & Event Programs	\$1,772,903	\$2,314,575	\$2,294,696	10	13	13
Seniors	\$410,897	\$365,987	\$368,001	3	3	3
Building	\$1,940,883	\$1,890,209	\$1,901,331	15	13	13
Engineering	\$3,026,794	\$3,444,572	\$3,532,419	20	24	24
Planning	\$893,520	\$963,105	\$976,677	8	7	7
Fire	\$12,343,471	\$12,940,730	\$13,354,956	92	93	93
Police	\$12,610,694	\$15,078,729	\$15,059,498	88	92	92
Public Works Admin	\$1,110,630	\$1,243,571	\$1,348,247	8	9	9
Fleet	\$1,600,839	\$1,618,698	\$1,614,467	6	6	6
Parks	\$4,230,184	\$4,771,505	\$4,596,980	30	33	33
Cemetery	\$360,788	\$440,242	\$473,781	3	3	3
Streetlighting	\$463,186	\$467,999	\$492,095	2	2	2
Streets	\$2,165,691	\$2,691,363	\$2,658,432	19	22	22
City Attorney	\$1,375,043	\$1,467,002	\$1,474,362	6	6	6
Total General Fund	\$57,591,886	\$64,049,664	\$62,467,181	381	397	398

Department	FY 23-24 Actual	FY 24-25 Budget	FY 25-26 Budget	FY 23-24 FTE's	FY 24-25 FTE's	FY 25-26 FTE's
Enterprise Fund						
Mulligans	\$2,321,276	\$1,847,826	\$2,003,090	7	9	9
Sanitation	\$7,038,825	\$6,251,853	\$6,616,994	5	5	5
Water	\$27,214,039	\$23,214,539	\$23,941,039	25	26	26
Secondary Water	\$963,132	\$1,839,347	\$1,312,296	3	3	3
Total Enterprise Funds	\$37,537,272	\$33,153,565	\$33,873,419	40	43	43
Special Revenue Funds						
Storm Water	\$3,544,642	\$3,655,594	\$3,655,594	10	8	8
Fire IFT	\$2,754,833	\$2,514,571	\$2,652,000	6	6	6
Total Special Revenue Funds	\$6,299,475	\$6,170,165	\$6,307,594	16	14	14
Total Full Benefited Employees	\$101,428,633	\$103,373,394	\$102,648,194	437	454	455

HOW IS THE BUDGET FUNDED?

Property Taxes

Polices services and half of Fire services are supported by property tax dollars. The property tax rate for fiscal year 2026 is projected to be around 1.86 per \$1,000 of taxable valuation. It is estimated that a total of \$17,153,345 will be received from property taxes in FY 2026. This represents a decrease of 1.10% from fiscal year 2025.

Property tax increments are also generated within the 5 redevelopment areas. It is estimated that a total of \$5,075,000 will be received from tax increments which will be used to reimburse developer costs for the installation of City infrastructure.

Other Taxes

Other taxes that the City collects include local option sales tax, transient room tax, cable TV tax, and franchise tax. In 2026, approximately \$25,640,439 will be received in local option sales tax. This is a 3.63% decrease over FY 2025. Of this amount, 30% will fund the remaining fire services, and engineering, planning and parks & recreation. In 2026 approximately \$200,000 will be received in transient room tax, \$405,000 will be received from cable TV tax, \$6,262,707 will be received from franchise

tax, and \$810,000 will be received from motor vehicle tax. All revenues will go towards funding other general government functions namely, executive, legal, finance and human resources.

Licenses and Permits

Fees from licenses include business, dog, and other miscellaneous. Fees from permits include building, electrical, mechanical, plumbing, refuse hauling, subdivision inspection, animal impoundments, and other miscellaneous. The City estimates \$2,464,729 in licenses and permits in FY 2026.

Intergovernmental Revenue

Intergovernmental revenues include any money received from Federal and State grants. The city is estimated to receive \$758,000 in Federal and State grants.

Charges for Services

This includes revenue from charges for services for Water, Storm water, Secondary water, and Mulligans golf course. A 3.5% water usage rate increase has been proposed for the FY 2026 budget. Other charges for services include court fines, cell tower leases, cemetery fees, sales of maps and publications, park use fees, ambulance fees, Recreation

Budget in Brief

programs, etc. Other charges for services are estimated at \$47,066,165 in FY 2026.

Special Assessments

Special assessments are an additional tax levied on private property for public improvements that enhance the value of the property. In FY 2026, special assessment revenue is estimated at \$2.1 million.

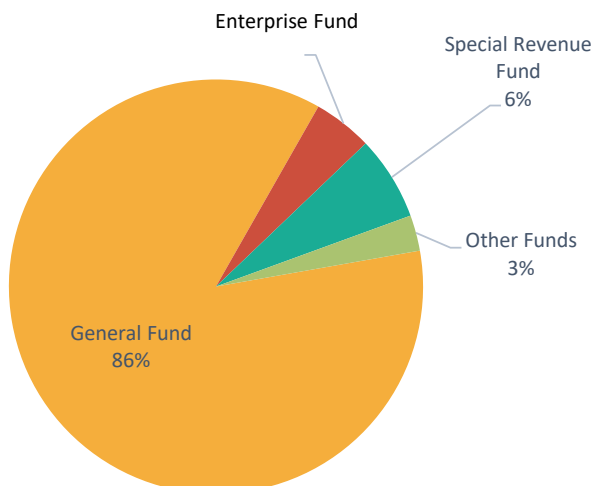
Investments

The City invests its idle cash into both public and private investments. Currently the City funds are invested through 1) Public Treasurers Investment Pool, 2) Institutional Liquidity Management and 3) Moreton Asset Management. The primary focus of all governmental and institutional investment is first and foremost the safety and preservation of principal, while also ensuring needed liquidity and achieving reasonable yield. For the fiscal year 2026, the City projects the investment earnings to be \$5,241,728 citywide.

Miscellaneous Revenue

This category includes internal charges for services, investment earnings, and revenues of a non-recurring nature. Miscellaneous revenues are estimated at \$1,205,636 in FY 2026.

Investment Earnings



ADOPTED CAPITAL IMPROVEMENT PLAN

The City of South Jordan's Capital Improvement Plan (CIP) represents the City's five-year plan for capital improvements and totals \$101,301,843. Appropriations of funding are made on an annual basis. The capital budget is therefore the first year of the five-year CIP. The approved capital budget, including Capital Equipment for fiscal year 2026 totals \$11,011,000.

The recommended CIP reflects the City's comprehensive plan and the goals and priorities established by the City Council. Funding available to meet the capital needs for FY 2026 totals \$11,011,000. Approximately \$1.7 million of this will be provided by last year's unspent appropriations. Another funding source representing approximately \$7.8 million of total sources is operating receipts. Operating receipts come from current year revenues and essentially represent the amount of "cash" or pay as you go financing provided by each enterprise operation. There will also be about \$38 million in capital carryovers, reflecting unspent funds from previous fiscal years.

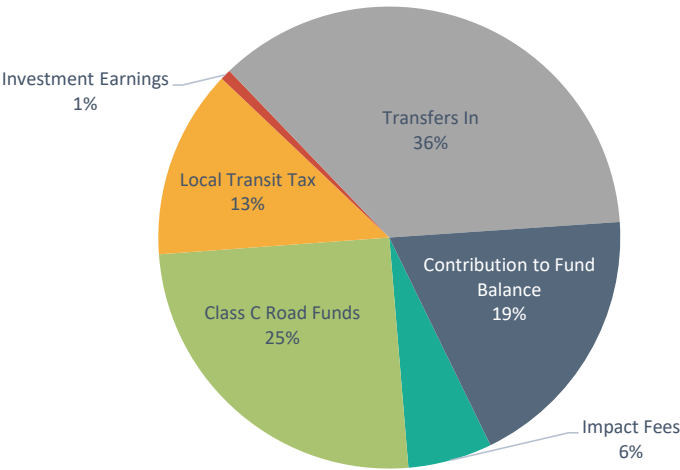
A major focus of the capital budget and capital improvement plan is the maintenance and refurbishment of existing city facilities. To this end, significant resources are dedicated for these types of projects including, Street, Sanitary and Water Improvements.

The following page provides a listing of some of the highlighted projects in the fiscal year 2026 capital budget. (refer to CIP detail page).

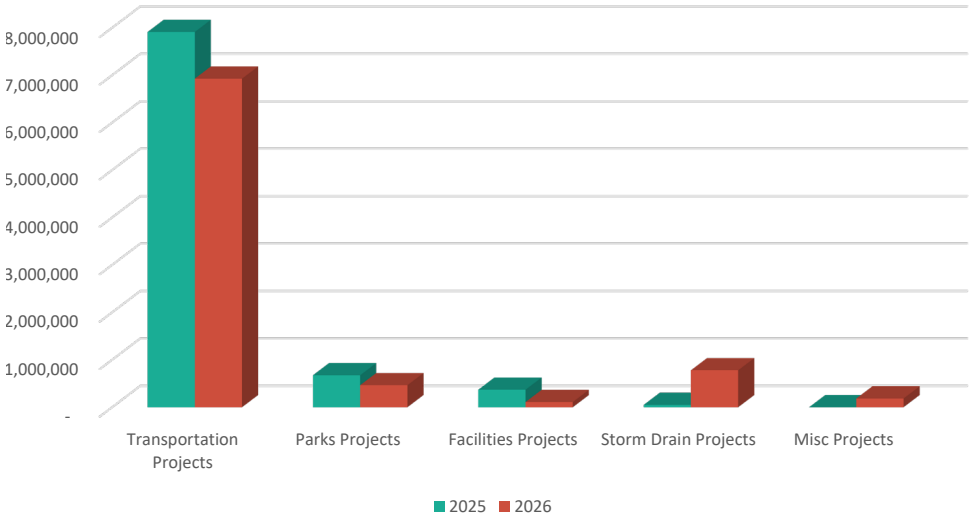
FY 2026 ADOPTED CAPITAL BUDGET HIGHLIGHTS

FY 2025-2026 CIP Funding	
Transportation Projects	\$3,871,000
Parks Projects	\$465,000
Facilities Projects	\$110,000
Storm Water Projects	\$780,000
Water Projects	\$2,455,000
Fleet Equipment	\$3,330,000
Total	\$11,011,000

Where Money Comes From



Capital Projects FY 2025 vs FY 2026



Long-Term Financial Plan

ALL BUDGETED FUNDS							
	FY 2024 Actual	FY 2025 Adopted Budget	FY 2026 Adopted Budget	FY 2027 Projected Budget	FY 2028 Projected Budget	FY 2029 Projected Budget	FY 2030 Projected Budget
REVENUES							
Taxes	\$48,066,890	\$51,655,559	\$50,471,491	\$52,995,066	\$55,379,843	\$57,595,037	\$59,898,839
Licenses & Permits	2,392,468	2,505,661	2,464,729	2,489,376	2,514,270	2,539,413	2,564,807
RDA Areas	2,312,135	13,035,000	13,822,500	10,000,000	9,500,000	8,000,000	7,500,000
Intergovernmental Revenues	20,785,663	7,234,000	7,431,204	7,579,828	7,731,425	7,886,053	8,043,774
Charges for Services	43,804,777	40,611,862	41,417,123	41,831,294	42,249,607	42,672,103	43,098,827
Fines & Forfeitures	505,069	470,000	480,000	482,400	484,812	487,236	489,672
Special Assessments	1,483,046	2,154,175	2,155,675	2,155,675	2,155,675	2,155,675	2,155,675
Impact Fees	1,325,787	1,575,000	1,375,000	1,375,000	1,375,000	1,375,000	1,375,000
Administration Fees	3,508,823	4,967,696	5,649,042	5,705,532	5,762,588	5,820,214	5,878,416
Investments	5,273,176	540,691	741,728	850,000	800,000	750,000	750,000
Transfers In	34,077,640	15,227,389	14,325,816	14,325,816	14,325,816	14,325,816	14,325,816
Miscellaneous Revenue	11,003,478	2,842,570	5,705,636	1,000,000	1,000,000	1,000,000	1,000,000
Total Revenues	174,538,952	142,819,603	146,039,944	140,789,988	143,279,036	144,606,547	147,080,823
EXPENDITURES							
Employee Expense	53,049,033	59,899,081	59,844,001	64,033,081	68,515,397	73,311,475	78,443,278
Supplies & Services	31,618,090	31,235,266	33,640,340	33,673,980	33,707,654	33,741,362	33,775,103
Administrative Fees	3,508,823	4,967,696	5,649,042	5,654,691	5,660,346	5,666,006	5,671,672
Debt Service	6,318,328	6,013,325	6,020,675	11,162,001	8,434,775	8,222,525	5,998,425
Capital Outlay & Projects	35,731,219	32,880,728	31,342,619	31,342,619	31,342,619	31,342,619	31,342,619
Transfers Out	33,054,993	15,357,768	14,492,230	14,492,230	14,492,230	14,492,230	14,492,230
Total Expenditures	163,280,486	150,353,864	150,988,907	160,358,602	162,153,021	166,776,217	169,723,327
Net Increase (Decrease) in Fund Balance	11,258,466	(7,534,261)	(4,948,963)	(19,568,615)	(18,873,985)	(22,169,670)	(22,642,504)
Beginning Fund Balance	187,729,028	198,987,494	191,453,233	186,504,270	166,935,655	148,061,670	125,892,001
Ending Fund Balance	198,987,494	191,453,233	186,504,270	166,935,655	148,061,670	125,892,001	103,249,497

GENERAL FUND							
	FY 2024 Actual	FY 2025 Adopted Budget	FY 2026 Adopted Budget	FY 2027 Projected Budget	FY 2028 Projected Budget	FY 2029 Projected Budget	FY 2030 Projected Budget
REVENUES							
Taxes	\$48,066,890	\$51,655,559	\$50,471,491	\$52,995,066	\$55,379,843	\$57,595,037	\$59,898,839
Licenses & Permits	2,392,468	2,505,660	2,464,729	2,563,318	2,665,851	2,772,485	2,883,384
Intergovernmental Revenues	672,088	523,000	518,000	543,900	571,095	599,650	629,632
Charges for Services	5,542,845	3,451,612	3,661,550	3,734,781	3,809,477	3,885,666	3,963,379
Fines & Forfeitures	505,069	470,000	480,000	482,400	484,812	487,236	489,672
Administration Fees	3,508,823	4,967,696	5,649,042	5,677,287	5,705,674	5,734,202	5,762,873
Investments	56,854	10,001	10,000	10,050	10,100	10,151	10,202
Transfers In	1,039,705	1,315,456	1,375,000	507,869	507,869	507,869	507,869
Miscellaneous Revenue	6,717,856	2,566,000	4,563,000	4,585,815	4,608,744	4,631,788	4,654,947
Total Revenues	68,502,598	67,464,984	69,192,812	71,100,486	73,743,465	76,224,084	78,800,797
EXPENDITURES							
Employee Expense	46,936,487	53,131,304	53,460,067	55,063,869	56,715,785	60,118,732	62,222,888
Supplies & Services	10,788,199	11,169,879	12,165,003	12,286,653	12,409,520	12,533,615	12,658,951
Transfers Out	9,166,944	3,163,801	3,567,742	3,000,000	3,000,000	3,000,000	3,000,000
Total Expenditures	66,891,630	67,464,984	69,192,812	70,350,522	72,125,305	75,652,347	77,881,839
Net Increase (Decrease) in Fund Balance	1,610,970	-	-	749,964	1,618,160	571,737	918,959
Beginning Fund Balance	19,027,972	20,638,942	20,638,942	20,638,942	21,388,906	23,007,066	23,578,803
Ending Fund Balance	20,638,942	20,638,942	20,638,942	21,388,906	23,007,066	23,578,803	24,497,792

Long-Term Financial Plan

WHY

Long term financial planning is the process of aligning financial capacity with long term service objectives. Financial planning uses forecasts to provide insight into future financial capacity so that strategies can be developed to achieve long term sustainability in light of the government's service objectives and financial challenges.

EFFECT ON THE BUDGET AND BUDGET PROCESS

City revenues are not keeping up with inflationary costs; specifically the property tax rates are not keeping up with inflation or increases in valuation. Based on the State law, property tax rate will generate the same amount of revenues as the previous year plus any new growth. A truth in taxation, which requires a public hearing is required to increase the certified tax rate. Additionally, the State legislature passed a new law exempting mining and manufacturing industries from paying sales tax on equipment that is used in their business. The City is facing increased costs in areas such as health insurance and increasing technology. Investments in equipment and City infrastructure are needed, but funding is limited.

ASSUMPTIONS

The baseline revenues and expenditures are based on the FY 2024 revised budget as well as the projected growth. General fund revenues other than property taxes are projected based on previous five year trend and forecasted growth which is projected to be at 7% each year. All personal services costs are increased by 4% each year. Capital projects are based on the resources available to support the City's five-year Capital Improvement Program. The City maintains a "pay as you go" strategy for capital projects. Over the last five years, average unspent money from General Fund operations totaled approximately \$2 million dollars. This combined with gas tax and impact fees will allow the City to continue funding maintenance as well as small infrastructure projects.

LINKING TO STRATEGIC GOALS

The City Council goals and priorities form the foundation for long-range financial planning, including five-year revenue and expenditure projections. The annually updated Council goals and priorities, in conjunction with the comprehensive plan, outline the City's vision for the future. Departments tie activities and programs to the Council goals and priorities, which are then linked to performance measures to help evaluate progress made toward achieving the goals and priorities, and also provides a format for evaluating expenditure and revenue patterns impacting the desired progress.

Key Fiscal Management Practices are policy statements that provide a sense of the budgetary environment. Governmental budgeting is the process used to allocate financial resources to public services and projects. Budgeting helps policy makers set goals, assists program managers and Department Directors to improve organizational performance, and ensures that both the elected and appointed officials are accountable to the public.

The following formal policy statements are presented as principles that will govern the budget, accounting, and financial reporting for Fiscal Year 2026.

Compliance with Fiscal Standards: The City of South Jordan budget process complies with the Utah Fiscal Procedures Act and Generally Accepted Accounting Principles (GAAP). The City will seek to again qualify for the annual Government Finance Officers Association Certificate of Achievement for Excellence in Financial Reporting and the Distinguished Budget Presentation Award Program.

Modified Accrual Basis: The City's budget is based on the modified accrual basis of budgeting for all of its fund types. Under the modified accrual basis of accounting, revenues are recognized when they become measurable and available and qualify as current assets. Expenses are recorded when the related liability is incurred.

Fund Accounting: The City follows principles of fund accounting for all governmental funds where each fund is defined as a separate accounting entity. Each fund is a self-balancing set of accounts established for the purpose of carrying out specific activities in accordance with clearly defined restrictions and/or limitations. For Enterprise Funds, the City follows principles of full accrual accounting as required by GAAP.

Budget Document: The operating budget is the annual financial plan for the City. It will serve as the policy document of the City Council for implementing Council goals and objectives. The budget shall provide the staff with the resources necessary to accomplish City Council-determined service levels. A proposed operating budget for the following fiscal year shall be prepared and

presented to the City Council by the first week in February to be adopted as early as the first week in May but no later than the statutory deadline of June 30 of each year.

Balanced Operating Budget: The City shall annually adopt a balanced budget where operating revenues are equal to, or exceed, operating expenditures. Any increase in expenses, decrease in revenues, or combination of the two that would result in a budget imbalance will require budget revision, rather than spending unappropriated surpluses or designated reserves to support ongoing operations. If the budget imbalance is positive, no budget revision is required. Any year-end operating surpluses will revert to unappropriated balances for use in maintaining reserve levels set by policy, and the balance will be available for capital projects and/or "one-time only" General Fund expenditures, as approved by the City Council.

Investment of Funds: The City's investment policy is to secure its assets by collateralizing investment and money on deposit. In its investments, the City also seeks to maintain a sufficiently liquid position so that cash is available as needed for operating expenses. Within the framework of these two policies, the City seeks to maximize its yield from investments. All investments are made in strict conformance with the Utah Money Management Act, which governs the investment of public funds. City funds will be managed in a prudent and diligent manner with emphasis on safety, liquidity, and yield, in that order.

Revenue Projection: All revenue forecasts shall be conservative meaning it will be slightly underestimated to reduce the probability of a revenue shortfall. Previous year trends, current economic conditions, and City population will be guiding factors in forecasting revenues.

Revenue Diversification: An over dependence on any one source of funding to provide services will be minimized wherever practical. Annual review of fees and available funding sources will occur during the budget process.

Revenue Stabilization Reserves: The City of South Jordan will maintain a revenue stabilization reserve at a level equal to the maximum permitted by law, which is

Key Fiscal Management Practices

currently 35% of the General Fund budgeted revenues as established by law. Any funds in excess of this maximum will be available for capital projects and/or “one-time only” General Fund expenditures, as approved by the City Council.

One Time Revenues: The City of South Jordan will utilize one time or temporary funds to obtain capital assets or to make other nonrecurring purchases. The City will avoid using temporary revenues to fund on-going services.

Debt: The City will not issue debt obligations or use debt proceeds to finance current operations. The City will utilize debt obligations only for acquisition, construction or remodeling of capital improvements projects that cannot be funded from current revenue sources or in such cases wherein it is more equitable to the users of the project to finance the project over its useful life. The City will approach debt cautiously and manage its debt well below debt limits as outlined by Utah State Law and City Council direction.

Capital Improvement Plan: The City has developed a five-year capital improvement plan which is updated yearly in order to anticipate long term capital needs. The five-year capital includes elements from the various Master Plans adopted by the City Council. The capital improvement plan helps establish staff capital improvement priorities for City Council consideration and supports the forecasting and anticipation of future year expenditures.

Capital Needs Financing: The City of South Jordan will, where possible, and in accordance with the adopted Capital Improvement Plan, Capital Facility Plans, and approved Master Plans, employ pay-as-you-go financing to save interest expenditures, preserve debt capacity for future borrowing, and avoid encumbering future budgets with mandatory debt service expenditures. Exceptions to this practice will be for capital expenditures which are determined by the City Council to be time sensitive for purposes of public health, safety, welfare, or for economic gain.

Capital Expenditures: All capital projects planned and budgeted for in any given fiscal year will have funding identified and proven to be available. This means that projects are only undertaken with funding already secured.

Fees: The City Council shall review fees annually to assure that fees reflect the targeted level of cost recovery.

Enterprise Funds: In general, Enterprise Funds should be self-supporting if:

- the benefits largely accrue to the users of the service,
- collecting a fee from the end user is administratively feasible, and
- the service can effectively be priced at its full cost without detracting from the purpose of the fund.
- Each enterprise fund budget shall be balanced where operating revenues are equal to, or exceed, operating expenditures.

Inter-Fund Borrowing / Transactions Defined: Transfers between funds are justified in limited situations:

- Percentage transfers to the General Fund are justified as returns on investments or as overhead charges assessed to the enterprise activity for the indirect costs incurred by the General Fund in administering the activity.
- Inter-Fund borrowing may occur during the budget year as a cash management measure. It allows a surplus in one fund to be used to offset a shortfall in another. Any fund transfer from an Enterprise Fund to the General Fund requires authorization of the City Council by Resolution.
- Inter-fund transactions that do occur shall be clearly identified and monitored for settlement.
- Inter-Fund Borrowing / Transactions Policies: Administrative fees charged by the General Fund to the City’s enterprise funds will be charged based on direct and allocated costs. These fees will be reviewed and adjusted annually during the budget process.
- Inter-fund borrowing shall only occur in an emergency status situation where reserves are insufficient to meet projected needs. Inter-fund borrowing must be approved by the City Council by Resolution.

Key Fiscal Management Practices

- Inter-fund transfers will only occur once per funding source and must be identified as to the specific purpose of the expenditure. No transfers shall be made as a contribution to a fund balance, which has not been earmarked for a specific project.
- Inter-fund transfers shall have a set timeline for remittance to the fund from which funds are transferred.

Compensation Committee: Employee compensation is the City’s most significant expense. By resolution, the City has established a Compensation Committee, with Council, management, and citizen members tasked with annually reviewing employee pay and benefits. After consideration of costs, market conditions, recruitment, retention and sustainability, the Committee is charged with making specific recommendations to the entire Council in a collaborative process, early in the budget cycle.

Risk Management: The City operates a risk management and loss prevention program to minimize losses and injuries. The City is self-insured and appropriately finances and insures the cost of claims, injuries and losses.

Budget Adjustments:

- Budget transfers (non-personnel related) between accounts within a department budget requires the Department Director’s authorization.
- Budget transfers between departments, but within the same fund, requires both Department Directors authorization.
- Budget transfers between funds require City Council approval which is obtained through the budget amendment process.

Budget Oversight: The Budget Officer has authority to move line items to a “frozen appropriation” status or seek appropriate cuts if revenues fail to keep pace with projections, after consultation with the City Council and consideration of the actions proposed on the Wages and Benefits, Operations, and Capital Expenditures spending ratio. No project requiring funding shall be approved by the City Council unless funding has been identified and

proven available.

Priority Based Budgeting: A priority-driven budget process allocates resources based on how effectively a program or service achieves strategic priorities, goals and objectives that are of greatest value to the community. South Jordan City implemented this philosophy in FY 2015-16, by first, identifying the communities most important strategic priorities; and then, through a collaborative, evidence-based process ranked programs or services according to how well they align with the priorities and then allocated funding in accordance with the ranking.

Financial Reporting and Monitoring: The Finance Department will provide monthly financial reports reflecting the operations of individual funds. Such reports contain information by which City Management can manage city departments and services effectively. These reports are in part designed to alert impending short falls in revenues or overruns in expenditures. The City will monitor revenues against expenditures.

Audit Committee: The Audit Committee is responsible for the selection of an independent auditing firm and management of the auditing and reporting process.

Independent Audit: State statutes require an annual audit by independent certified public accountants. Generally accepted auditing standards and the standards set forth in the General Accounting Office’s Governmental Auditing Standards will be used by auditors in conducting the engagement. The selection of the Auditor and management of the auditing and reporting process will be directed by the City’s Audit Committee.

Revenue Source Detail

The revenue section provides basic information about the revenue sources for the City that exceed \$10,000. Revenues are forecasted primarily using trend analysis. Other factors such as population growth and the City's general plan are also used.

The city revenues in this section are generally organized by:

- a. State Authorized Revenues
- b. Franchise Fees
- c. Charges for Services
- d. Other Miscellaneous Revenues
- e. Other Funds

The revenues include:

- Property Tax
- Sales & Use Tax
- Energy Sales & Use Franchise Tax
- Telecommunications License Tax
- Transient Room Tax
- Cable Television Franchise Tax
- Water Fund
- Secondary Water Fund
- Sanitation Fund
- Recycling Fund
- Mulligans
- Self Insurance Fund
- Storm Water Fund
- RDA
- RDA Housing
- CDA
- CDBG
- Fines & Forfeitures

Each revenue source includes the following information (when applicable):

- Description
- Fund Number
- Responsible Department
- Current Formula
- Current Rate
- Method Received
- Authorized Uses
- Revenue History & Projections

Sources of information for the revenue sources include: adopted budgets and related financial statements, South Jordan City Code, Utah State Code, and the Utah State Tax Commission.

For complete fee schedule 197-213.



Description

Property Tax is an Ad Valorem Tax levied against the taxable value of property. The rate is applied to the most recent taxable assessed value. Taxable assessed value equals total assessed value less allowable exemptions.

Property Tax is South Jordan City’s second largest source of revenue, accounting for approximately 23% of general fund revenue. Relevant factors in the preliminary property tax forecast include changes to the certified tax rate, property value appreciation, or depreciation, and new growth.

In order to understand property tax in Utah, it is necessary to understand a section of Utah State law known as “truth in taxation”. The county is responsible for administering property taxes and each June it submits to the cities a certified tax rate, a rate that will generate the same amount of revenue as the previous year plus any new growth. The certified tax rate does not provide for additional tax revenue due to increased valuation of existing property. If the city chooses to adopt a tax rate higher than the certified rate, state law has very specific requirements for newspaper advertisements and public hearings from which the name “truth in taxation” is derived.

For FY 2024-2025, the City accepted the certified tax rate set by the county in order to maintain a stable balance of revenues and to compensate for the increased cost of providing service to South Jordan residents. As illustrated in the Property Tax Comparison chart at the bottom of the

page, South Jordan’s property tax rate is comparable to other cities in the Salt Lake County.

Fund/Object

Property Tax - Current: 100-400000

Property Tax - Delinquent: 100-403000

Property Tax - Green Belt: 100-404000

Department

Finance

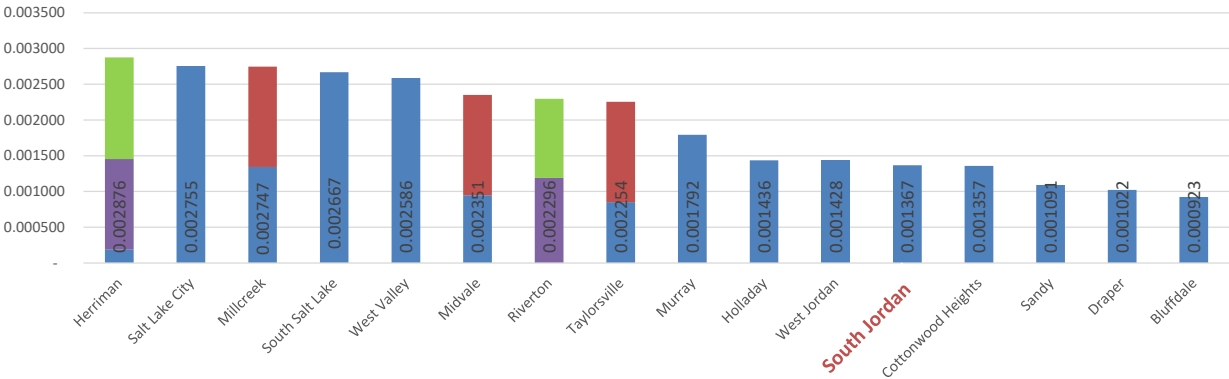
10-6-133
Maximum tax rate allowed per \$1 taxable value: .007

Definition:

Ad valorem is Latin for “according to value”. An ad valorem tax is assessed on real and personal property located within city limits, based on the value of the property.

45% exempt on primary resident.

Property Tax Comparison - Tax Year 2024



Comparative Rates Based on the Total Cost of Providing Municipal Services

Data Provided by Utah Tax Commission ■ Municipal Rate ■ UFA ■ Fire Enforcement ■ Safety Enforcement

Revenue Source Detail

Property Tax

Current Formula

Revenue
Neutral

Taxing Entity Allocation of Property Tax (rate as of 2024):

Previous Year's Budgeted Revenues
Current Year's Adjusted Taxable Value
less New Growth

Organization	% Of Total Mill Levy
Mosquito Abatement	.09%
South Valley Sewer	1.95%
Jordan Valley Water	3.35%
Central Utah Water	4.18%
Salt Lake County Library	4.66%
Salt Lake County	13.54%
South Jordan City	14.28%
State Basic School	14.70%
Jordan School District	40.23%

Current Rate

The current (FY 24-25) property tax rate in South Jordan is 0.001367.

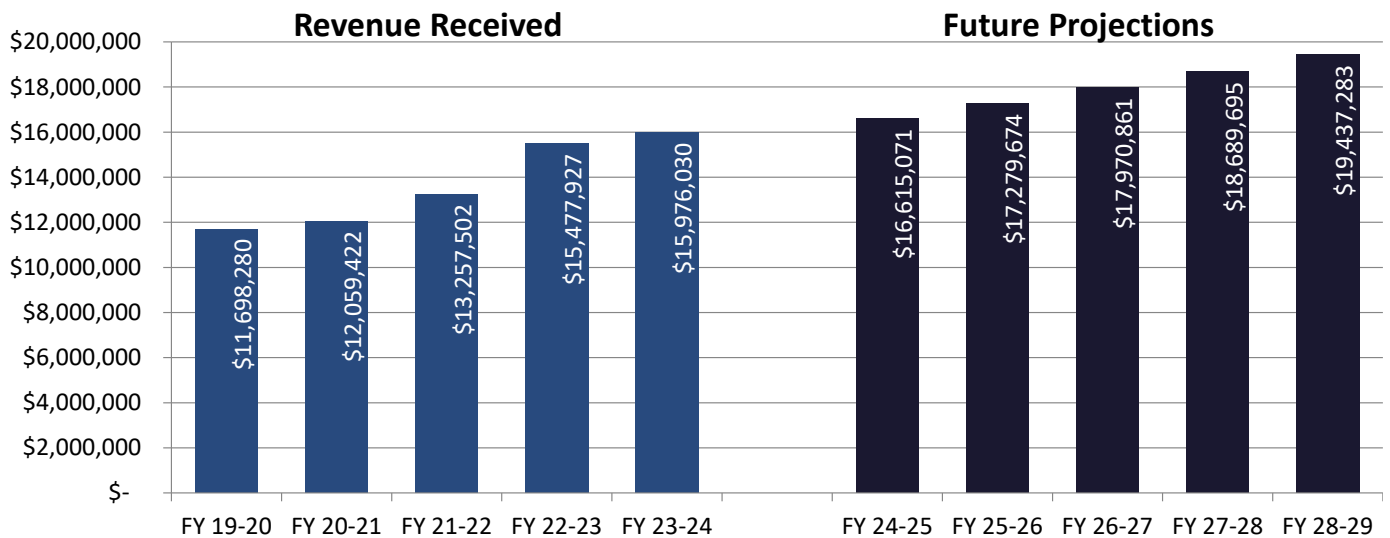
Method Received

The Salt Lake County Treasurer distributes revenues to South Jordan City on a monthly basis.

Authorized Uses

General fund, unrestricted.

Collection History & Future Projections



Summary

Sales tax in SL County is a consumption tax imposed on the sale of goods and services purchased at the retail level. The tax is collected and remitted by businesses/retailers on a regular basis.

Sales tax is the largest revenue source for the City of South Jordan, making up approximately 27% of the overall general fund revenues. Sales tax revenues are forecasted utilizing existing collection trends, state budget forecasts, and other economic data which may influence the level of sales within the city.

Change in population is one factor that currently influences the distribution of sales tax revenue in South Jordan City. From the 2000 census to the 2010 census, population growth in South Jordan (71%) far exceeded the population vs Utah State as a whole (29%). This population growth resulted in South Jordan receiving a larger amount of tax revenue, as the Utah State Tax Commission uses new population estimates to distribute sales tax revenue.

Fund/Object

100-406000

Department

Finance

Current Rate

As of April 1, 2019, the sales tax rate in South Jordan City is 7.25%.

As of January 1, 2014, the statewide grocery food sales tax rate is 3%. (This tax applies to all non-prepared food purchases)

Rate Breakdown

Sales Tax (7.25%)

1.00% local option*

*Of the local option tax collected (1%), 50% is distributed to the city. The remaining 50% is collected into a statewide pool and then allocated to each local jurisdiction based

on each city’s population as a percentage of statewide population.

4.85% State of Utah

0.55% Mass Transit

0.50% Salt Lake County

0.25% Transportation Infrastructure

0.10% Zoo, Arts, and Parks (ZAP)

Food Tax Allocation Breakdown (3%)

1.75% State of Utah

1% Local Option

.25% County Option

Collection/Distribution

Funds are collected and distributed by the Utah State Tax Commission on a monthly basis.

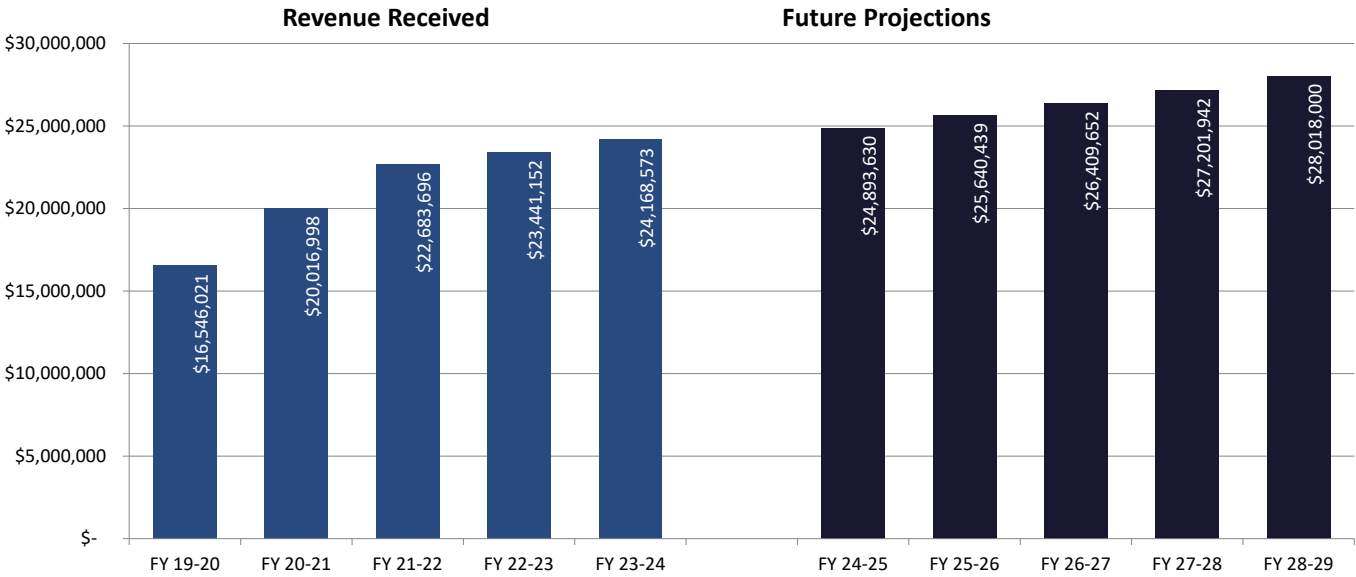
Authorized Uses

The City Council appropriates sales tax revenues to the general fund.

Revenue Source Detail

Sales & Use Tax

Collection History & Future Projections



Forecasted future growth is estimated using census data and information supplied by the City Commerce, Development Services, and Planning departments, the City Council, and various committees.

Summary

Franchise Fees are levied on the electric and gas utilities that operate within the City’s geographical boundaries, based on state statute. Energy Sales & Use tax has a maximum allowable rate of 6%. Dominion Energy and Pacificorp as of July 1, 2018 will remit a monthly collection of 6%.

Method Received

The Electric and Natural Gas Utilities tax is remitted to the city by Dominion Energy & Pacificorp on a monthly basis.

Authorized Uses

General Fund, unrestricted.

Fund/Object

100-408000

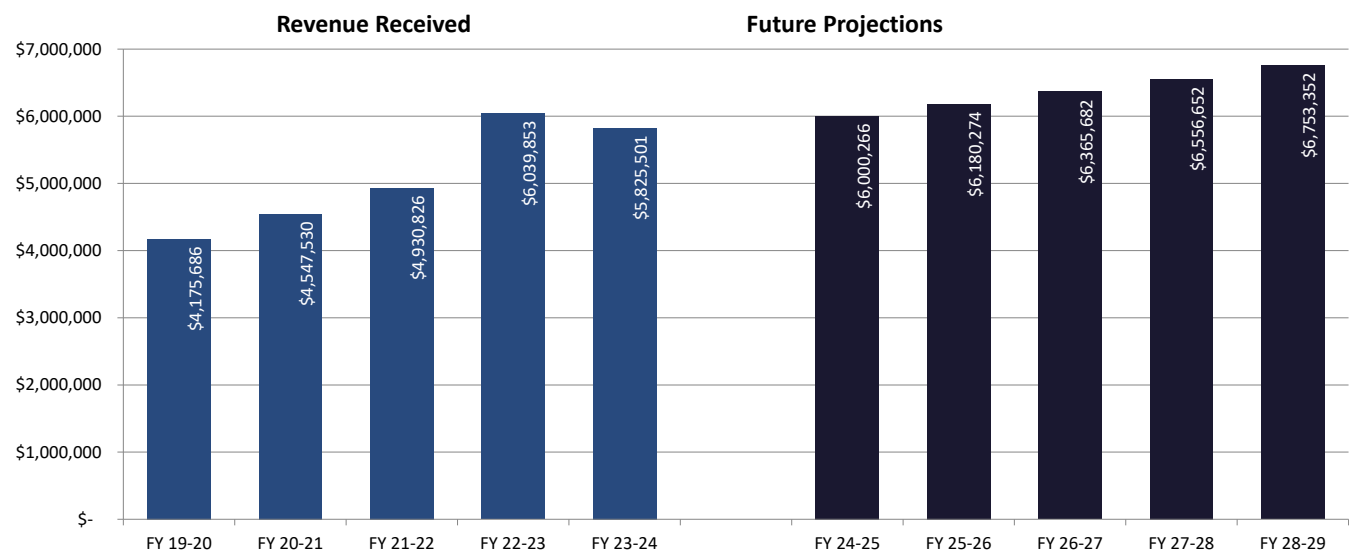
Department

Finance

Current Rate

As of FY 24-25, 6% of revenue earned in South Jordan goes to the City.

Collection History & Future Projections



Revenue Source Detail

Telecommunications Tax

Summary

A business providing telecommunication services is required to have a Telecommunication Franchise Agreement with the City. These agreements ensure the collection of the tax.

Method Received

The Telecommunications Services Fee is distributed to the City by the Utah State Tax Commission on a monthly basis.

Fund/Object

100-409000

Authorized Uses

General Fund, unrestricted.

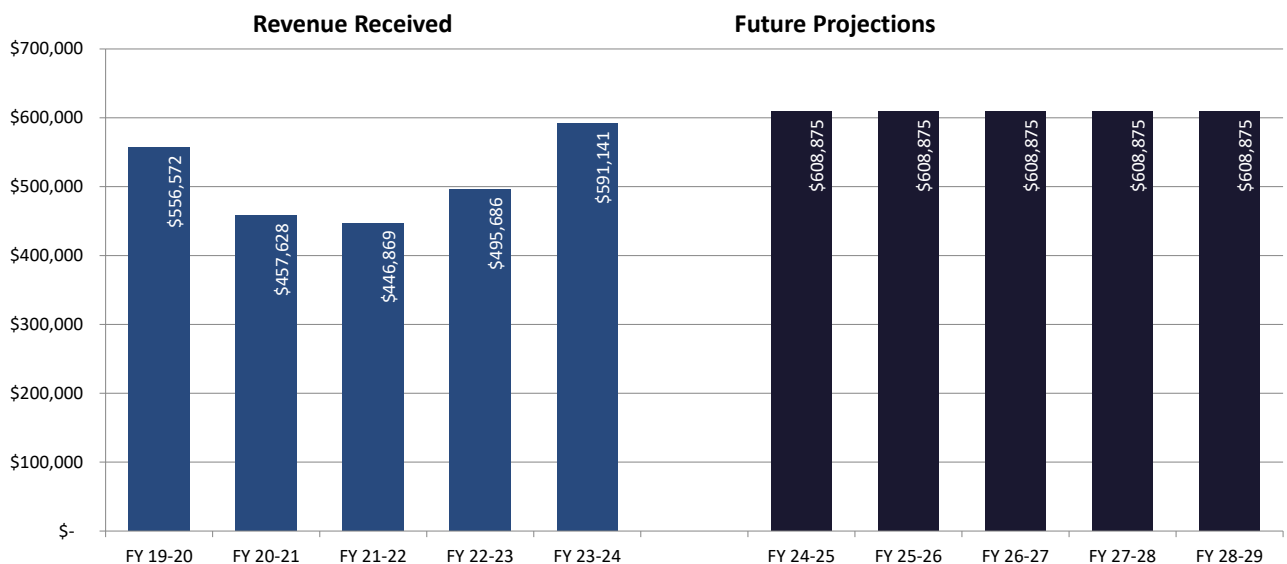
Department

Finance

Current Rate

As of FY 24-25, 3.5% of revenue earned from land line and cellular services in South Jordan goes to the City.

Collection History & Future Projections



Summary

Transient room Tax (TRT) is a tax imposed by a county, city or town to rent temporary lodging for stays of less than 30 consecutive days at the following locations:

- Hotels
- Motels
- Inns
- Trailer courts
- Campgrounds
- Tourist homes
- Similar accommodations

TRT is charged in addition to sales and other applicable taxes.

Fund/Object

100-401101

Department

Finance

Current Rate

As of FY 24-25, the current rate collected by South Jordan City is 1%.

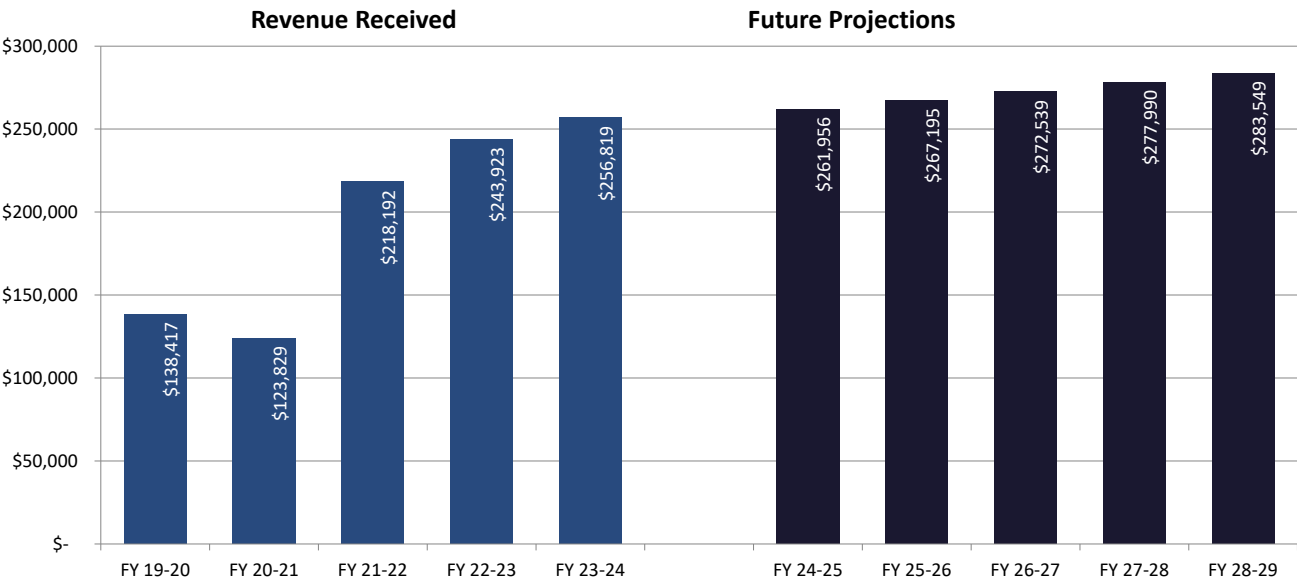
Method Received

Revenues are collected by the Utah State Tax Commission and distributed to the City on a monthly basis.

Authorized Uses

General Fund, unrestricted.

Collection History & Future Projections



Revenue Source Detail

Cable Television Franchise Tax

Summary

Any entity in South Jordan providing cable television services is subject to this tax. As of FY 24-25, the only two entities that provide this service are Century Link and Comcast.

Method Received

Comcast and Century Link collect and remit the 5% fee to the city on a quarterly basis.

Fund/Object

100-401100

Authorized Uses

General fund, unrestricted.

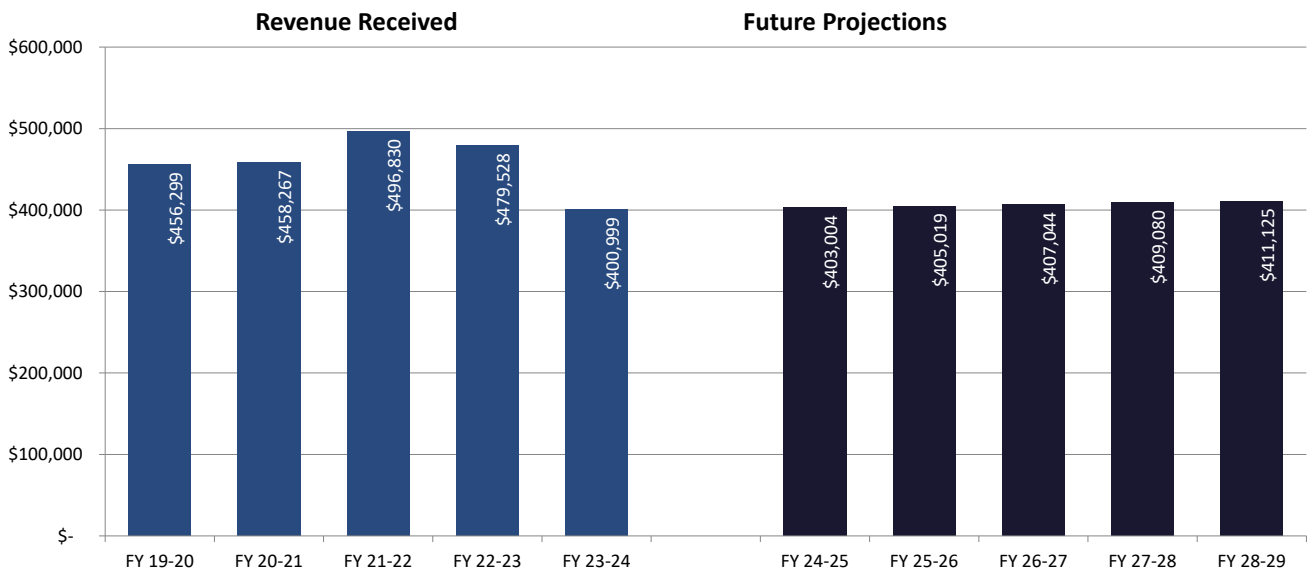
Department

Finance

Current Rate

As of FY 24-25, the current rate is 5%.

Collection History & Future Projections



Summary

Fines and forfeitures primarily originate from the City court, and include traffic school, small claims related fees, expungement, certified copies of documents, and records fees.

Department

Court

Fund/Object

100-100-440000

Method Received

Traffic citations and other fines & fees are paid by the individual and are collected by the municipal court.

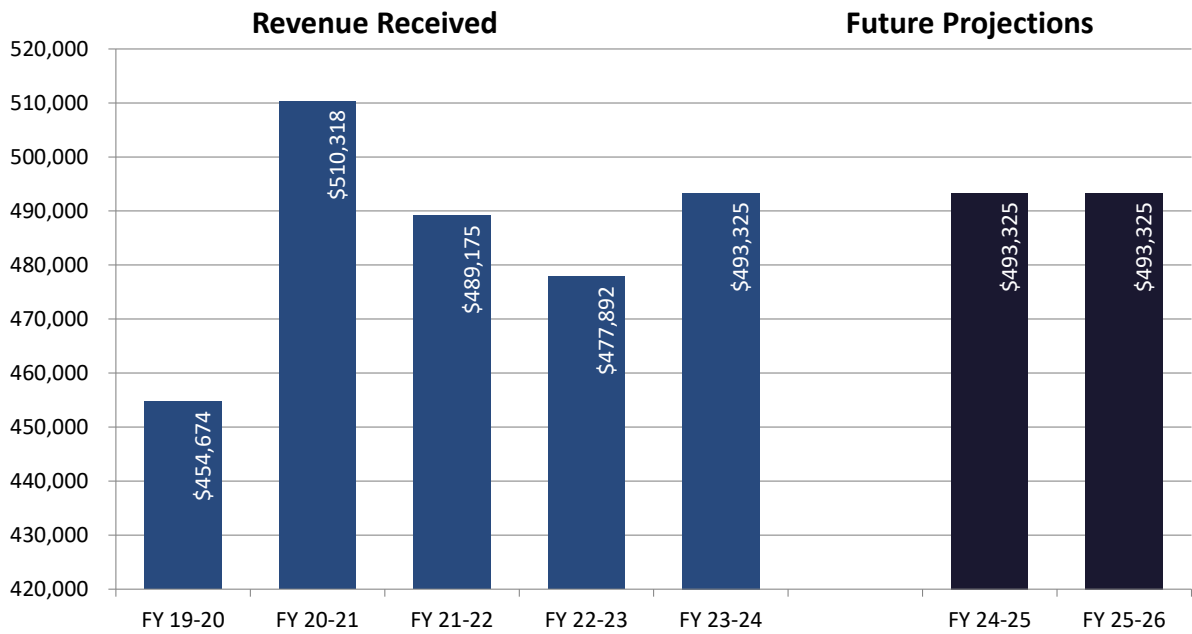
Authorized Uses

General Fund, unrestricted.

Fee Schedule

For the complete fee schedule, see pages 197-213.

Collection History & Future Projections



Revenue Source Detail

Licenses & Permits

Summary

Licenses and permits are fees collected to provide the respective service. Licenses are collected for building permits, sign permits, special events, and road cuts. License fees are collected for dog licenses, solid waste fees, and business licenses.

Departments

Building, City Commerce, Administrative Services, Engineering, Planning & Zoning, Animal Control, Finance

Current Rate

Fees vary. For the complete fee schedule, see pages 197-213.

Method Received

Permit & License fees are collected by the City as permits are applied for.

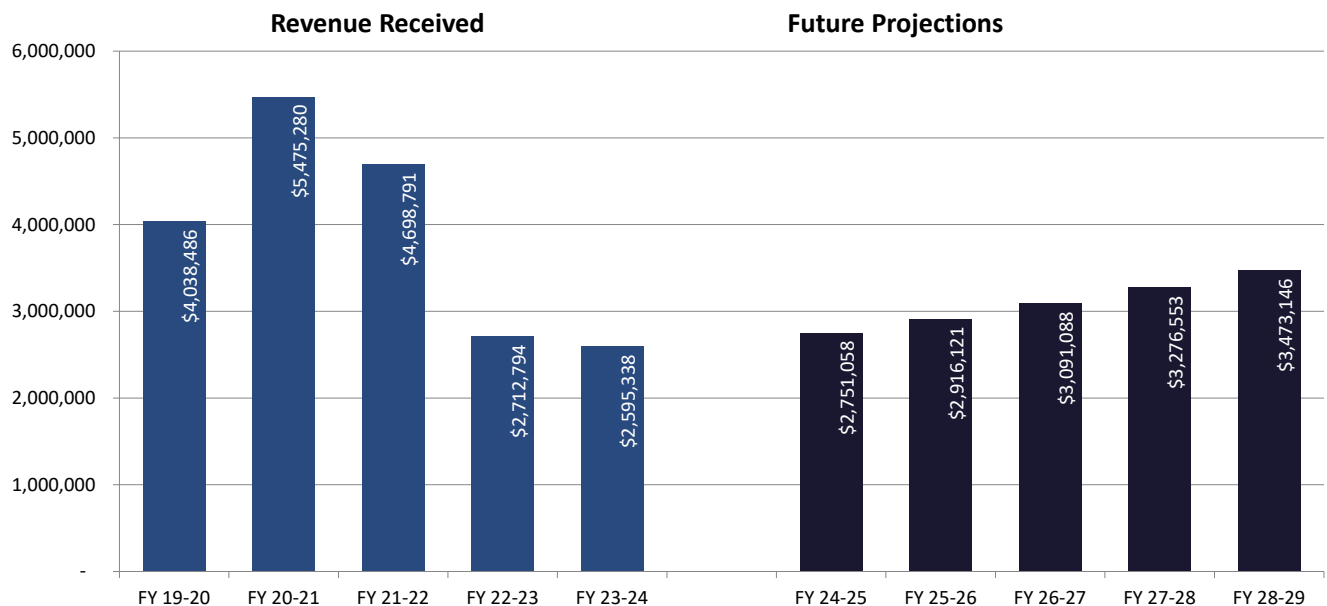
Authorized Uses

General Fund, unrestricted.

Fund/Object

100-416000 - Fire Department Permits
 100-412000 - Business Licenses
 100-413000 - Special Events Permits
 100-414000 - Road Cut Permits
 100-418000 - Dog Licenses
 100-417000 - Solid Waste License Fee
 100420-410000 - Building Permits
 100420-411000 - Electrical, Plumbing, & Mechanical Permits
 100420-415000 - Sign Permits
 100400-431400 - Plan Check Fees

Collection History & Future Projections



Summary

The city collects a variety of fees for services rendered. Examples of these include cemetery fees, ambulance fees, leases, and a variety of Development Services fees.

Departments

Engineering, Building, Planning & Zoning, Finance, Fire Department, Cemetery, Animal Control, Police, Parks

Fund/Object

- 100-431300 - RMP Connection Fee
- 100-437050 - Miscellaneous Fees
- 100-437030 - Maps & Publication Fees
- 100-437040 - Cell Tower Lease
- 100-430000 - Ambulance Fee
- 100-433000 - Burial Fees
- 100-433100 - Plot Fees
- 100-433200 - Perpetual Care
- 100-430300 - Animal Control Impound Fee

- 100-430200 - False Alarm Charges
- 100-433300 - Park Use Fees
- 100420-431000 - Engineering Fees
- 100420-431200 - After Hours Inspection Fees
- 100400-431700 - Zoning & Subdivision Fees

Method Received

Collected by the City through various methods specific to the fund.

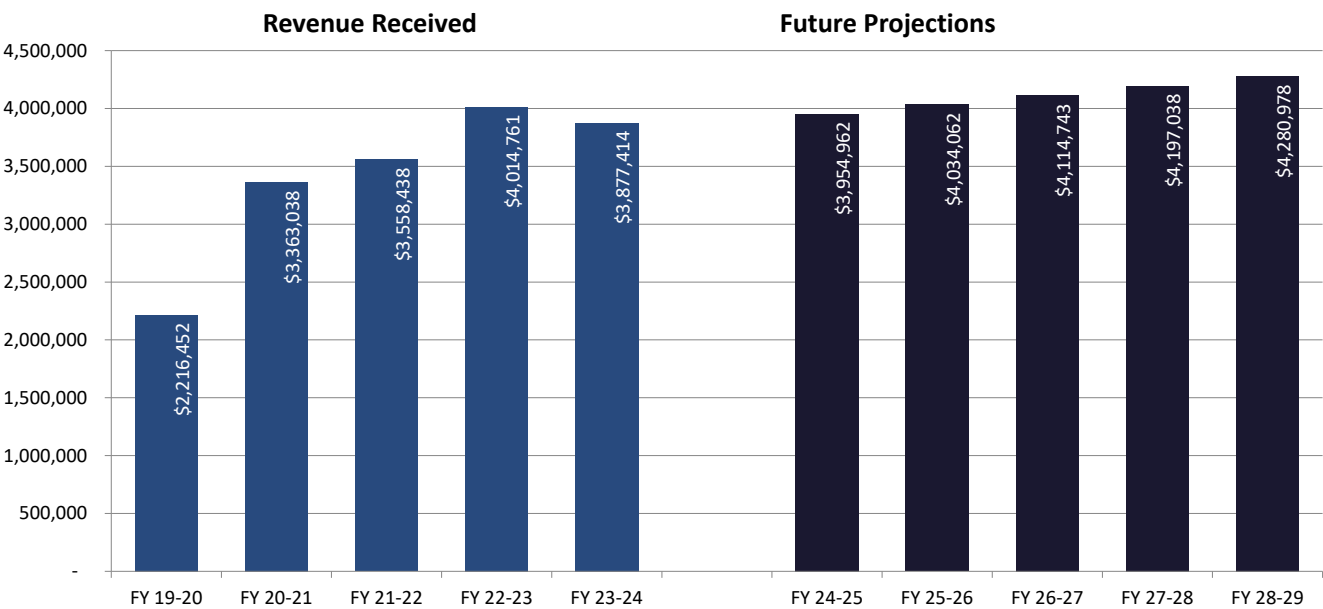
Authorized Uses

General Fund, unrestricted.

Fee Schedule

For the complete fee schedule, see pages 197-213.

Collection History & Future Projections



Revenue Source Detail

Water Fund

Summary

The Water division provides safe and high quality water with sufficient pressure and at flow rates that exceed state standards. This is accomplished through compliance, state standards sampling, system upgrades, quick response to resident concerns and system failures, and continuous monitoring of tanks and delivery points.

Primary Activities

- Proactive and reactive maintenance of 469 miles of pipe, 25,851 water connections, and 4,227 fire hydrants.
- Endure uninterrupted quality supply from all connections.
- Water distribution and pressure management.
- Water system compliance with all applicable State and Federal laws and requirements.

Method Received

Water Bills are sent out monthly and paid by the resident.

Authorized Uses

All collected funds are restricted to use within the Water Fund.

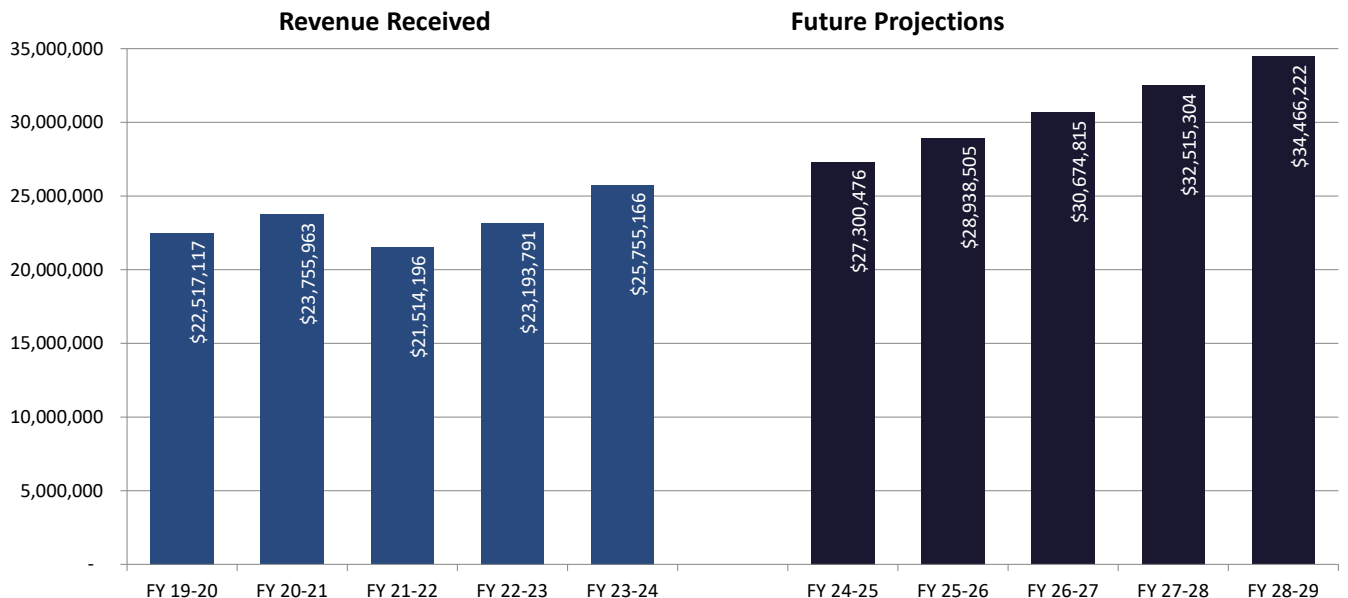
Fund/Object

600-432100	Water Sales
600-432300	Water Meter Sets
600-432400	Hydrant Meter Rental
600-432500	Commercial & Landscape Meters
600-450000	Other Donations & Reimbursements
600-450100	Finance Charges
600-450400	Interest Income
600-450700	Water Share Lease
600-450800	Miscellaneous
600-471000	Sale of Capital Assets

Fee Schedule

For the complete fee schedule, see pages 197-213.

Revenue History



Summary

The Secondary Water division manages the delivery of irrigation water to approximately 4,100 South Jordan residential properties by a gravity and pumped distribution system.

Primary Activities

- Maintain water pipes from four canals in the City and ownership/maintenance responsibilities of the Beckstead Canal.
- Install distribution system improvements to improve reliability and quality of irrigation water.
- Maintain 4,100+ secondary water connections and 113 miles of secondary water piping.
- Manage inventory of secondary water shares owned by the City.

Fund/Object

610-432200	Secondary Water Fees
610-450400	Interest Income
610-450900	Other Miscellaneous

Method Received

Secondary Water Fees are billed with the monthly utility bill and paid by the resident.

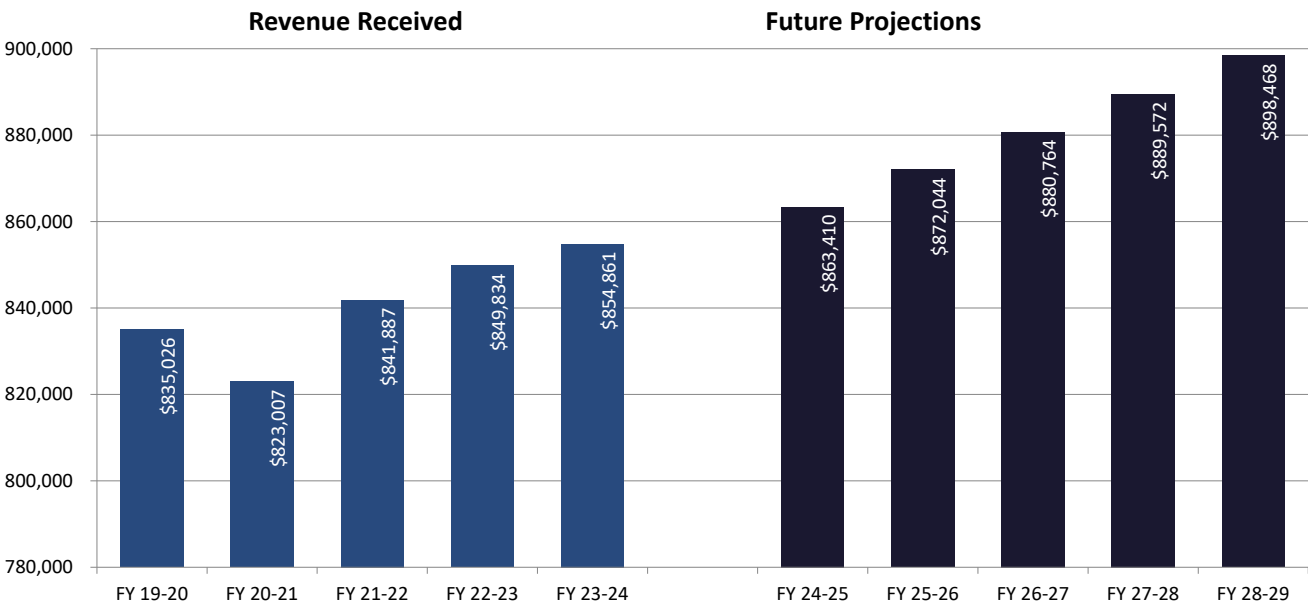
Authorized Uses

All collected funds are restricted for use within the Secondary Water Fund.

Fee Schedule

For the complete fee schedule, see pages 197-213.

Revenue History



Revenue Source Detail

Sanitation Fund

Summary

The Sanitation & Recycling division administers and manages solid waste and refuse services along with curbside recycle pickup and additional recycle services. The City currently contracts with Ace Recycling and Disposal for residential curbside garbage & recycle pickup. The Sanitation & Recycling division provides residents with 96-gallon containers for garbage services. It is responsible for the delivery and repair of 20,000+ garbage containers and 17,000+ recycling containers.

Primary Activities

- Residential curbside pickup of garbage material and recycle material performed by the city contractor.
- Responsible for the delivery and repair of curbside garbage & recycle containers.
- Manage and operate special services, including neighborhood dumpster program, special service pickup, glass recycling, tree and leaf drop-off program, and other services.
- Conducts the annual Spring Cleanup program.

Fund/Object

620-432600	Garbage Fees
620-432601	Recycling Fees
620-432620	Neighborhood Cleanup
620-432630	Special Service Pickup
620-450900	Other Miscellaneous

Method Received

Sanitation & Recycling bills are sent out by monthly and paid by the resident.

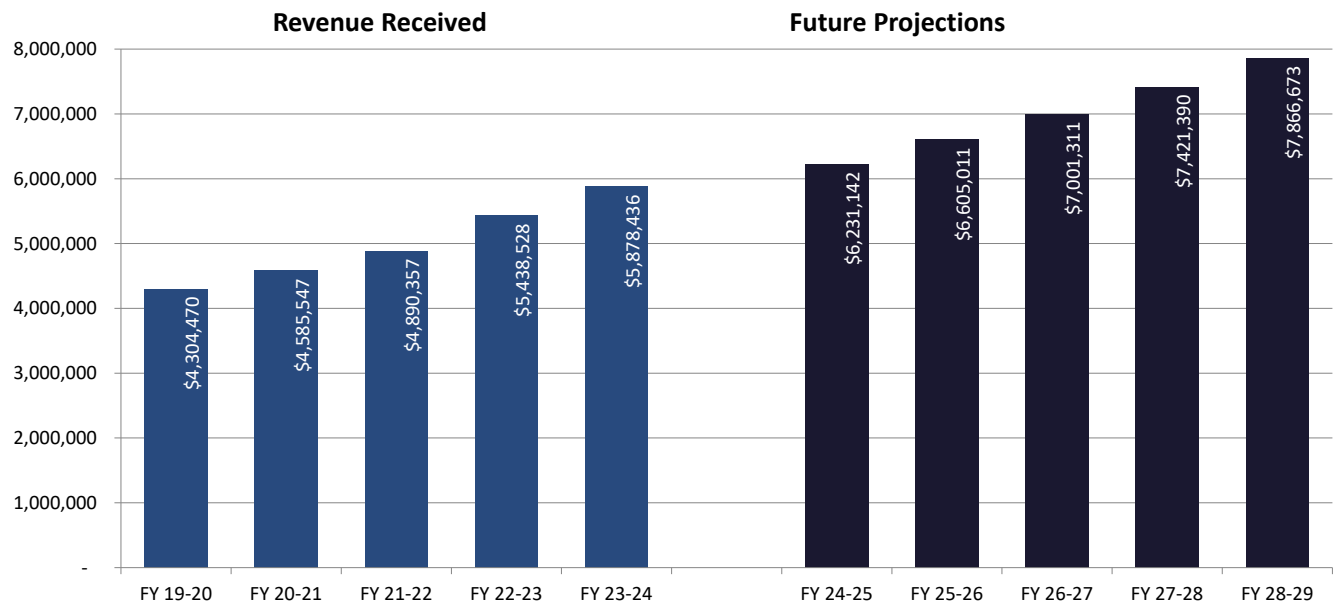
Authorized Uses

All collected funds are restricted for use within the Sanitation & Recycling Fund.

Fee Schedule

For the complete fee schedule, see pages 197-213.

Revenue History



Summary

Mulligans offers golfing and entertainment opportunities for the entire family, including 2 nine-hole golf courses, a driving range with 32 covered and heated stalls, 36 holes of miniature golf, and 8 batting cages. The facility also hosts a snack bar, pro shop, a comprehensive junior golf program, and PGA instruction.

Primary Activities

- Maintaining and operating:
- Two 9-hole golf courses.
 - Driving range with 32 covered and heated stalls.
 - 36 holes of miniature golf.
 - Eight batting cages.

Fee Schedule

For the complete fee schedule, see pages 197-213.

Fund/Object

640-435000	Instructor Fees
640-435010	Driving Range
640-435020	Greens Fees
640-435030	Miniature Golf
640-435040	Program Revenue
640-435050	Golf Cart Rental
640-435060	Batting Cages
640-435070	Food & Beverages
640-435080	Golf Shop
640-435090	Rental Revenue
640-450900	Other Miscellaneous

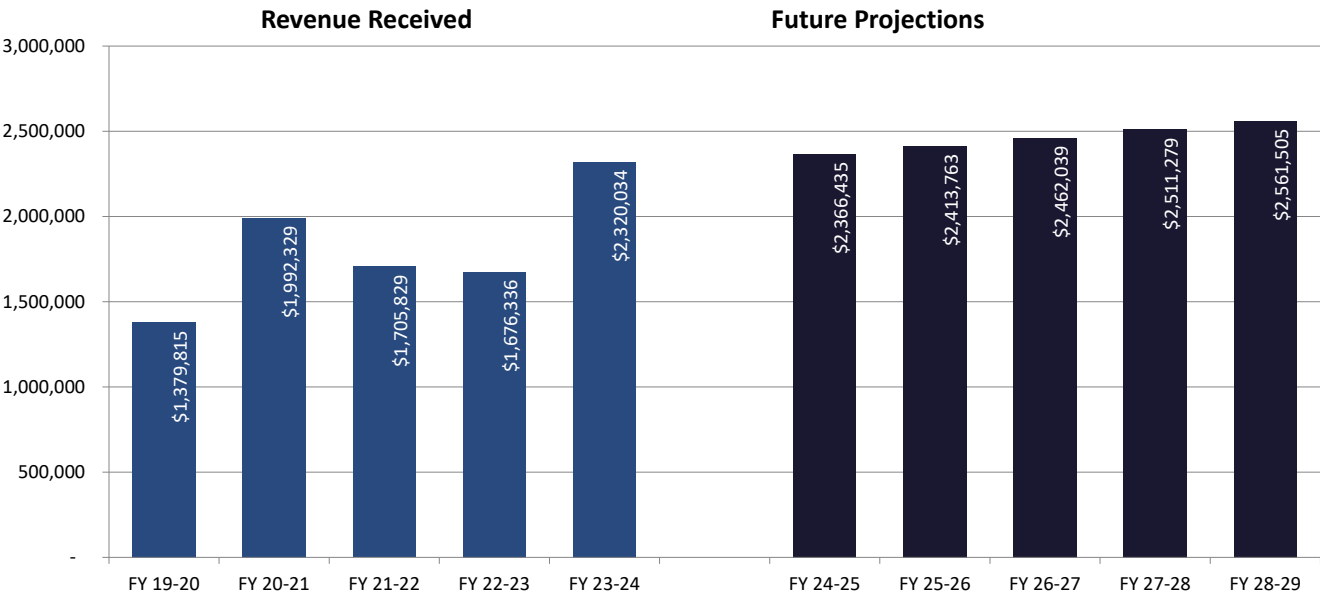
Method Received

All funds come from customer payments for services.

Authorized Uses

All collected funds are restricted for use within Mulligans operations.

Revenue History



Revenue Source Detail

Storm Water Fund

Summary

The Storm Water division is responsible for the maintenance, cleaning, and inspection of storm water infrastructure within the City to ensure that it is working properly during storm events.

The Storm Water Division is also responsible for maintaining compliance with State and Federal permits. Some of the activities to maintain compliance include: public education and outreach programs, investigating and eliminating illegal discharges into the storm drain system, monitoring and enforcing runoff, erosion control processes concerning construction activities, and minimizing adverse impacts on storm water quality after construction.

Primary Activities

- Maintenance, cleaning, and inspection of storm water infrastructure.
- Flood prevention
- Maintaining compliance pertaining to UPDES.

Fund/Object

220-432000	Storm Water Fees
220-450400	Interest Income
220-450900	Other Miscellaneous

Method Received

Storm Water bills are sent out monthly as part of the utility bill and paid by the resident.

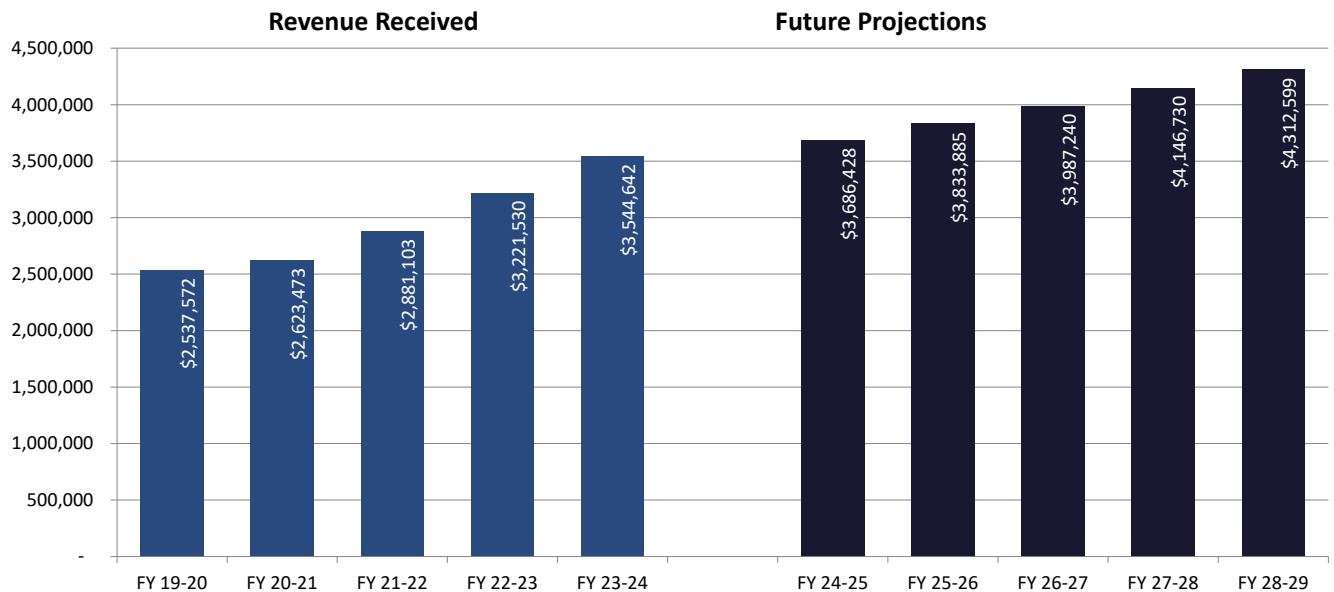
Authorized Uses

All collected funds are restricted for use within the Storm Water Fund.

Fee Schedule

For the complete fee schedule, see pages 197-213.

Revenue History



Summary

The Redevelopment Agency exists to encourage economic development and improve designated areas of South Jordan. The Redevelopment agency works with City staff to maintain RDA, CDA, and EDA projects and areas.

Primary Activities

- Provides administration of the Redevelopment Agency budgeting and accounting.
- Works with participants and creation of new project areas when needed.
- Economic Development Services: recruitment of new businesses, retention of existing businesses and expansion of existing businesses.

Department

Redevelopment Agency

Fund/Object

- 200-401000-20000 - Prop Tax Increment-Project 1
- 200-401000-20004 - Prop Tax Increment-Project 6
- 200-401000-20013 - Prop Tax Increment-Project 9
- 200-401000-20008 - Prop Tax Increment-Project 11
- 200-402000-20000 - Prop Tax Haircut-Project 1
- 200-436060 - Administrative Fees-CDA
- 200-450400 - Interest Income

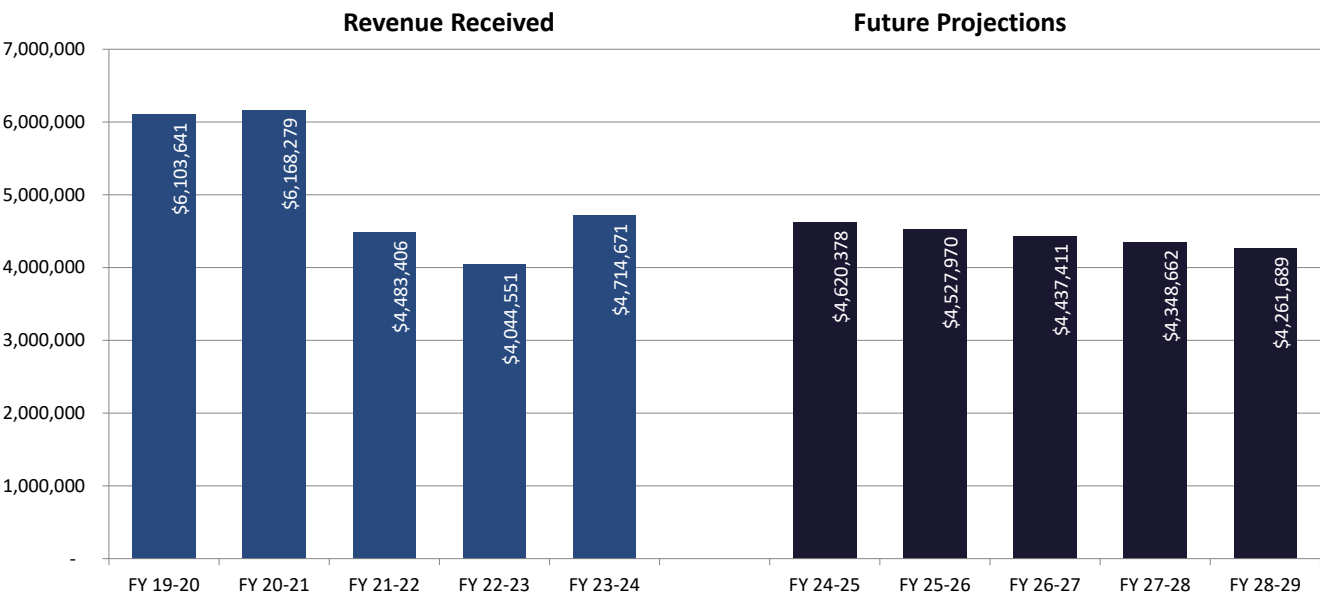
Method Received

RDA funds are remitted annually by Salt Lake County.

Authorized Uses

RDA funds are restricted to use within statutory guidelines set by the State of Utah.

Revenue History



Revenue Source Detail

RDA Housing

Summary

The RDA Housing division invests obligatory funds toward improving housing within the City. Housing funds can be used for a variety of purposes, including but not limited to: Infrastructure, affordable housing projects, senior housing, interest rate buy-downs, and contributions to the Olene Walker or Pamela Atkinson Funds.

Primary Activities

- Administration of the Redevelopment Agency Housing funds - budgeting, accounting and facilitating project proposals for City Council coordination.

Department

Redevelopment Agency

Method Received

The City's RDA housing budget is based on tax increment calculations submitted by the City to Salt Lake County in the prior year. Calculations submitted to the County are

the best estimates available and are based on current property values. Per state law, 20 percent of the tax increment generated by new economic or redevelopment project areas must be used to encourage the development of low income housing.

Fund/Object

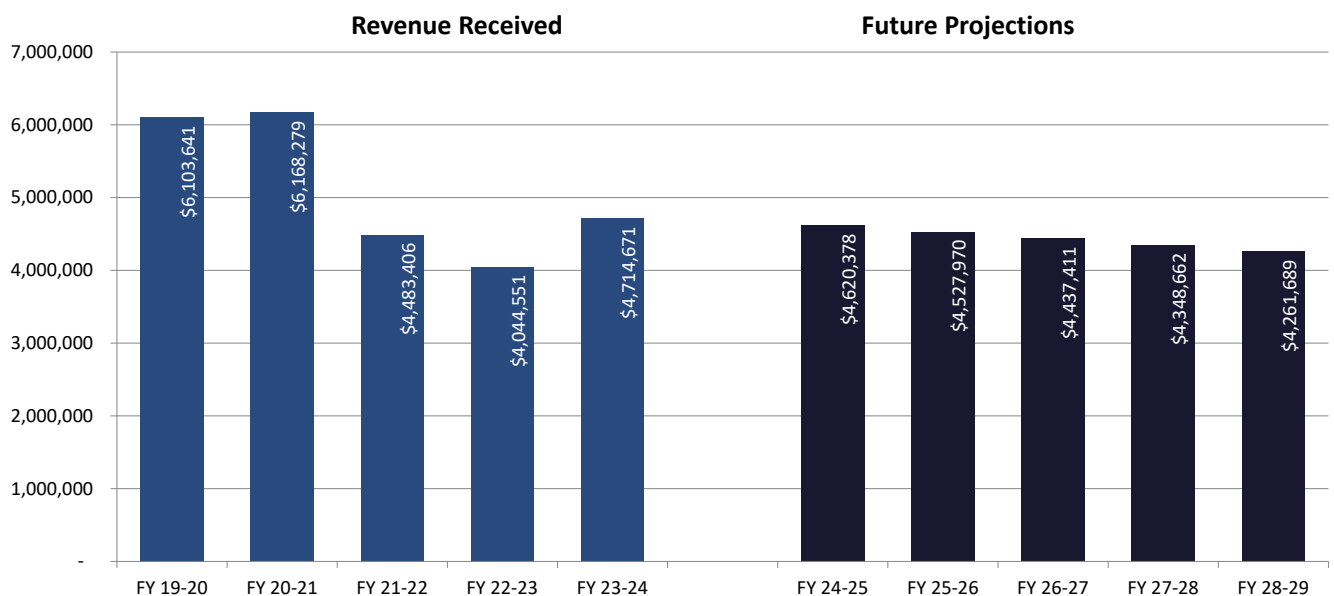
201-401000-20004 - Prop Tax Increment-Project 6
 201-401000-20013 - Prop Tax Increment-Project 9
 201-401000-20008 - Prop Tax Increment-Project 11
 201-450400 - Interest Income

Authorized Uses

RDA Housing funds are restricted for use within statutory guidelines set by the State of Utah.

In 2018 the legislature approved the use of housing funds for its share of County homeless shelter expenditures.

Revenue History



Summary

The South Jordan Community Development Area is part of the City’s Redevelopment Agency efforts. Its primary purpose is to encourage economic development within the City by using tax increment financial tools.

CDA areas require specific interlocal agreements with participating taxing agencies, and the CDA fund includes the following projects:

- #12 Commerce Park
- #13 South Station
- #14 Tim Dahle Nissan
- #15 Riverton Chevrolet

Primary Activities

- Provides administration of the CDA and the Redevelopment Agency budgeting and accounting.
- Economic Development Services - recruitment of new businesses, retention of existing businesses and expansion of new businesses.

Department

City Commerce

Fund/Object

- 202-401000-20009 - Prop Tax Increment-Project 12
- 202-401000-20010 - Prop Tax Increment-Project 13
- 202-450400 - Interest Income

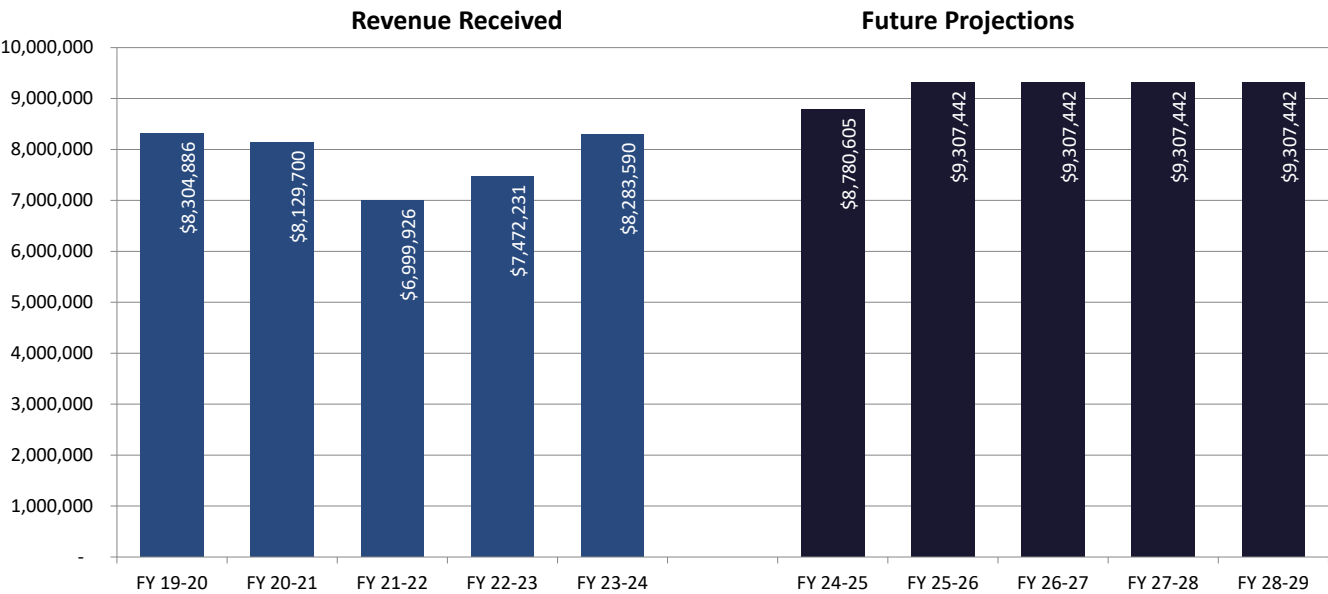
Method Received

Salt Lake County distributes CDA funding on a regular basis.

Authorized Uses

CDA funds are restricted for use within state statute and authorized by the RDA Board.

Revenue History



Revenue Source Detail

Summary

The CDBG entitlement program allocates annual grants to develop viable communities by providing affordable housing, a suitable living environment, and opportunities to expand economic opportunities, principally for low and moderate-income persons.

Primary Activities

- South Jordan's program focuses its efforts on public services, neighborhood improvements, and Senior Center improvements.

Department

Development Services

Fund/Object

210-420400 - CDBG Revenue

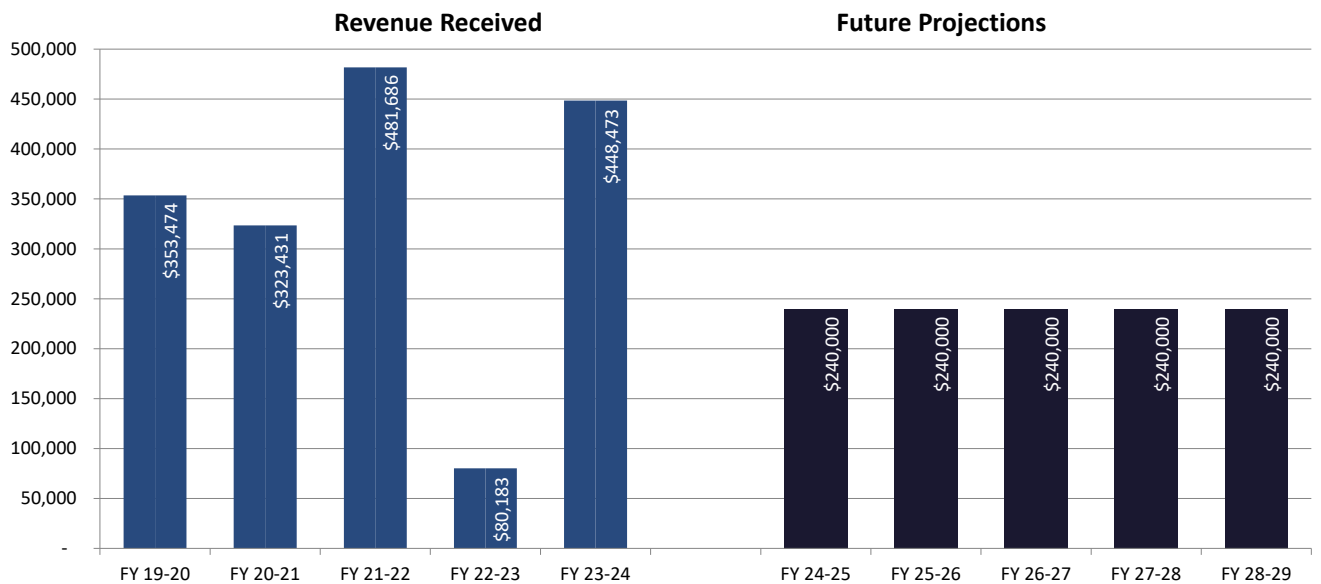
Method Received

CDBG funds are reimbursed by HUD after funds are spent.

Authorized Uses

Funds are authorized by an annual contract with HUD based on a 5-year planning document.

Revenue History



South Jordan City defines fund balance for governmental and enterprise funds as the difference between a fund’s current assets and current liabilities. The City accumulates fund balances in its various funds for the following purposes:

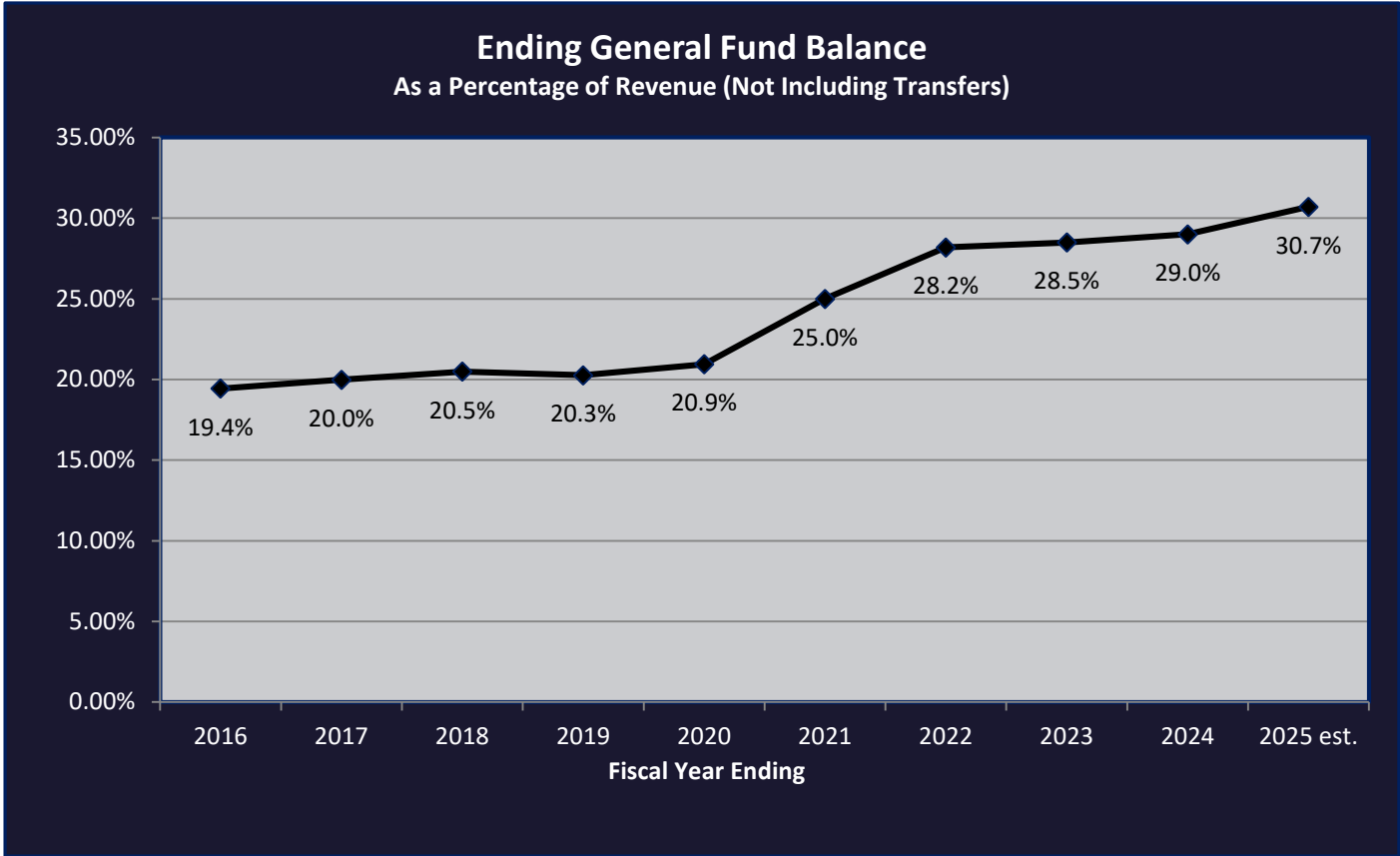
- To have adequate funds in case of an emergency or unexpected events
- To secure the City’s debt and related bond ratings
- To meet requirements for liabilities already incurred but not yet paid
- To avoid short-term debt
- To provide for planned and unplanned capital expenditures

According to Utah Code 10-6-116, as amended in 2021, cities are allowed to accumulate retained earnings or fund balances in any fund. However, the law imposes a limit on general fund balance which is 35% of total estimated general fund revenue. Any fund balance in excess of 5%

and less than 35% could be utilized for budget purposes. Any fund balance less than 5% of the estimated revenue could be used for working capital, certain emergency expenditures, or to cover a pending year-end excess of expenditures over revenues from an unavoidable shortfall in revenues. Any funds in excess of 35% of general fund revenues could be retained if they were earmarked for specific future capital projects. The City maintains a 5-year CIP plan.

The following graph depicts the City’s reserved fund balance over the last 10 years.

Reserve fund balance for FY 2024-2025 is estimated to be at 30.7% in the amount of \$19,183,365. The City will continue to build its reserve to the 35% maximum.



Fund Balance Summary

ALL FUNDS						
	FY2024 Fund Balance	FY2025 Estimated FB	Budgeted Revenues	Budgeted Expenditures	Transfers In (Out)	Ending Fund Balance
Governmental Funds						
General Fund	\$20,638,942	\$21,670,889	\$67,817,812	(\$65,791,484)	(\$2,026,328)	\$21,670,889
Debt Service Fund	8,435,503	8,435,503	2,171,515	(6,020,675)	3,849,160	8,435,503
Redevelopment Fund	37,487,409	37,487,409	14,222,500	(16,475,028)	(2,491,450)	32,743,431
Capital Projects Fund	95,766,932	84,699,720	7,828,204	(11,798,000)	2,266,946	82,996,870*
CDBG Fund	-	-	240,000	(194,000)	-	46,000
Storm Drain Fund	1,338,166	1,418,456	3,655,594	(2,205,616)	(730,000)	2,138,434
Interfacility Transfers	2,084,659	2,084,659	2,652,000	(1,093,065)	(868,328)	2,775,266
Total Governmental Funds	165,751,611	155,796,636	98,587,625	(103,577,868)	-	150,806,393
Proprietary Funds						
Water Operations Fund	26,667,008	28,800,369	25,101,039	(23,764,212)	-	30,137,196
Mulligans	1,508,753	1,584,191	1,735,386	(2,003,090)	-	1,316,487
Sanitation	4,238,305	4,450,220	5,556,661	(6,621,427)	-	3,385,454
Self Insurance	821,817	821,817	733,417	(703,982)	-	851,252
Total Proprietary Funds	33,235,883	35,656,597	33,126,503	(33,092,711)	-	35,690,389
Total	198,987,484	191,453,233	131,714,128	(136,670,579)	-	186,496,782

*Capital Projects fund balance is estimated to decrease due to several planned capital projects.

All Funds Revenues & Expenditures



ALL FUNDS				
	Prior Year Actual FY 23-24	Adopted Budget FY 24-25	Estimated Actual FY 24-25	Proposed Budget FY 25-26
Financing Sources:				
Taxes & Fees	\$48,066,890	\$51,655,559	\$49,071,475	\$50,471,491
Impact Fees	1,325,787	1,575,000	2,958,421	1,375,000
Area Increment	2,158,273	12,160,000	7,165,847	13,075,000
RDA Housing	153,862	875,000	692,513	747,500
Class C Road Funds	4,042,632	4,157,000	4,232,915	4,372,510
Local Transit Tax	2,147,773	2,314,000	2,281,650	2,300,694
Licenses & Permits	2,392,468	2,505,660	2,459,329	2,464,729
Intergovernmental Revenues & Fees	14,595,258	763,000	8,612,982	738,000
Charges for Services	47,313,600	44,860,331	48,119,727	47,066,165
Fines & Forfeitures	505,069	470,000	470,000	480,000
Special Assessments	1,483,046	2,154,175	2,023,880	2,155,675
Investment Earnings	5,273,176	526,501	5,202,868	5,241,728
Misc. Revenue	11,003,478	3,575,987	7,773,685	1,205,636
Transfers In & Use of Fund Balance	47,653,382	31,948,264	28,177,969	28,976,184
Total Financing Sources	188,114,693	159,540,477	169,243,261	160,670,312
Financing Uses:				
Wages & Benefits	51,917,842	59,899,081	58,444,950	60,042,903
Operating Expenses	35,126,913	35,910,610	34,751,191	39,290,382
Debt Expenditures	6,318,328	6,188,325	5,344,416	6,020,675
Project Expenditures	35,731,219	33,010,728	35,408,472	31,342,619
Transfers Out & Contribution to Fund Balance	59,020,391	24,531,733	35,294,232	23,973,733
Total Financing Uses	188,114,693	159,540,477	169,243,261	160,670,312

General Fund Summary

	Prior Year Actual FY 23-24	Adopted Budget FY 24-25	Estimated Actual FY 24-25	Proposed Budget FY 25-26
REVENUES				
Sales Tax	\$24,168,573	\$26,605,120	\$24,893,630	\$25,640,439
Property Taxes	15,976,030	17,343,382	16,500,139	17,153,345
Franchise Taxes	6,416,642	6,262,706	6,262,706	6,262,707
Transient Room Tax	256,819	153,015	200,000	200,000
Cable TV Fees	400,999	484,336	405,000	405,000
Motor Vehicle Fees	847,827	807,000	810,000	810,000
Penalties & Interest	56,854	10,001	35,000	10,000
Licenses & Permits	2,392,468	2,505,660	2,459,329	2,464,729
Intergovernmental Revenues	672,088	523,000	565,892	518,000
Administration Fees	3,508,823	4,967,696	4,967,696	5,649,042
Charges for Services	5,228,844	3,218,362	3,493,768	3,458,900
Recreation Revenue	314,002	233,250	399,283	202,650
Fines and Forfeitures	505,069	470,000	470,000	480,000
Miscellaneous Revenue	6,717,856	2,566,000	5,059,000	4,563,000
Total General Fund Revenue	67,462,893	66,149,528	66,521,443	67,817,812
TRANSFERS IN AND USE OF FUND BALANCE				
Transfers In	1,039,705	1,315,456	1,315,456	1,375,000
Use of Fund Balance	0	0	0	0
Total Transfers In and Use of Fund Balance	1,039,705	1,315,456	1,315,456	1,375,000
Total Rev, Trans in, and Use of Fund Balance	68,502,598	67,464,984	67,836,899	69,192,812
EXPENDITURES				
Wages and Benefits	46,936,487	53,131,304	51,921,393	53,626,481
Operating Expenditures	10,788,199	11,169,879	10,727,896	12,165,003
Total General Fund Expenditures	57,724,686	64,301,183	62,649,289	65,791,484
TRANSFERS OUT AND CONTRIBUTION TO FUND BALANCE				
Transfers Out	9,166,944	3,163,801	3,183,801	3,401,328
Contribution to Fund Balance	1,610,968	0	2,003,809	0
Total Transfers Out and Contribution to Fund Balance	10,777,912	3,163,801	5,187,610	3,401,328
Total Exp, Trans Out, and Cont to Fund Balance	68,502,598	67,464,984	67,836,899	69,192,812

General Fund Revenues



	Prior Year Actual FY 23-24	Estimated Actual FY 24-25	Proposed Budget FY 25-26
REVENUES			
Taxes			
Property Tax	\$15,976,030	\$16,500,139	\$17,153,345
Motor Vehicle Tax	847,827	810,000	810,000
Sales and Use Tax	24,168,573	24,893,630	25,640,439
Penalties and Interest	56,854	35,000	10,000
Telecommunications Tax	591,141	500,655	500,656
Energy Sales and Use Tax	5,825,501	5,762,051	5,762,051
Cable TV Franchise Tax	400,999	405,000	405,000
Transient Room Tax	256,819	200,000	200,000
Total Taxes	48,123,744	49,106,475	50,481,491
Licenses and Permits			
Building Permits	1,678,797	1,967,927	1,805,438
Business Licenses	215,474	219,402	219,402
Solid Waste License Fee	184,642	150,000	155,000
Miscellaneous	313,554	122,000	284,889
Total Licenses and Permits	2,392,467	2,459,329	2,464,729
Intergovernmental Revenues			
State and Federal Grants	589,126	495,892	458,000
Liquor Allotment	82,962	70,000	60,000
Total Intergovernmental Revenues	672,088	565,892	518,000
Charges for Service			
Ambulance Fees	2,678,639	2,194,868	2,200,000
Engineering Fees	72,437	5,500	5,000
Plan Check Fees	202,870	200,000	200,000
Zoning and Subdivision Fees	(17,847)	450,000	400,000
Cemetery Fees	436,130	410,000	395,000
Recreation Fees	314,002	399,283	202,650
Other Services	5,365,439	5,201,096	5,907,942
Total Charges for Services	9,051,669	8,860,747	9,310,592
Fines and Forfeitures	505,069	470,000	480,000
Miscellaneous Revenue			
Investment Earnings	6,079,108	5,000,000	4,500,000
Other Miscellaneous Revenue	638,748	59,000	63,000
Total Miscellaneous Revenue	6,717,856	5,059,000	4,563,000
Transfers			
Transfers In	1,039,705	1,315,456	1,375,000
Total Transfers	1,039,705	1,315,456	1,375,000
Total Revenue	68,502,598	67,836,899	69,192,812

General Fund Expenditures

	Prior Year Actual FY 23-24	Estimated Actual FY 24-25	Proposed Budget FY 25-26
EXPENDITURES			
General Government			
General Administration	\$2,030,223	\$2,301,672	\$2,471,062
Information Center	450,983	443,446	475,934
City Commerce	364,917	363,990	367,510
City Recorder	339,775	414,695	466,344
Finance	3,812,230	4,042,065	4,487,035
Human Resources	793,418	872,101	1,012,519
Office of the City Attorney	1,375,043	1,424,189	1,474,362
Total General Government	9,166,589	9,862,158	10,754,766
Administrative Services			
Administration	527,593	533,510	472,906
Communications	465,814	474,125	513,100
Facilities	1,590,390	1,524,883	1,621,894
Information Services	2,312,458	2,439,583	2,694,676
Justice Court	683,735	712,666	757,012
Total Administrative Services	5,579,989	5,684,767	6,059,588
Recreation			
Recreation/Event Programs & Seniors	2,231,428	2,679,238	2,708,279
Total Recreation	2,231,428	2,679,238	2,708,279
Development Services			
Building	1,940,883	1,877,338	1,901,331
Engineering	3,026,794	3,416,617	3,533,523
Planning	893,520	947,010	976,677
Total Development Services	5,861,196	6,240,965	6,411,531
Public Works			
Administration	1,110,630	1,188,177	1,349,123
Parks & Cemetery	4,590,971	4,674,942	5,100,225
Fleet	1,600,839	1,565,350	1,614,467
Street Lighting	463,186	469,191	492,095
Streets	2,165,691	2,314,201	2,676,499
Total Public Works	9,931,318	10,211,861	11,232,409
Public Safety			
Fire	12,343,471	13,065,361	13,472,293
Police & Animal Control	12,610,694	14,904,939	15,152,618
Total Public Safety	24,954,166	27,970,300	28,624,911
Transfers & Contribution to Fund Balance			
Transfers Out	9,166,944	3,183,801	3,401,328
Contribution to Fund Balance	1,610,968	2,003,809	0
Total Transfers & Cont. to Fund Balance	10,777,912	5,187,610	3,401,328
Total Expenditures	68,502,598	67,836,899	69,192,812



Mulligans Golf Course

General Fund - Office of the City Manager



Office of the City Manager

The Office of the City Manager provides professional leadership and management to Strategic Services, the Information Center, Human Resources, Finance, City Commerce and the City Recorder's Office.

EXPENDITURES BY PROGRAM	2026 PROPOSED	2026 FTE	PAGE REFERENCE
1. Executive & Mayor	\$2,265,125	6	66
2. Information Center	\$475,934	6	68
3. Human Resources	\$1,012,519	4	70
4. Finance	\$4,487,035	21	72
5. City Commerce	\$367,510	2	74
6. City Recorder	\$466,344	2	76
TOTAL EXPENDITURES	\$9,074,467	41	

Department Purpose

South Jordan operates under a Manager form of Government, by Ordinance, and is a City of the second class. It is governed by a six member Council comprised of five elected Council Members and an elected Mayor. The City Manager is hired by the Mayor and Council to manage all day to day operations of the City. The City Manager is the Chief Administrative Officer (CAO) of the City. The Executive Department budget is the City Manager and Mayor's budget.

CORE PROGRAMS

1. Budget & Finance Accountability

2. Operational Excellence

3. Policy Development

4. Strategic Planning

5. Inter-governmental Liaison




6. Boards & Commissions

7. Community Development Block Grant Administration

Performance Measures

Strategic Priorities	Strategies & Guiding Principles	Performance Measures	2024 Actual	2025 Target	2026 Target
Engaged Community (EC)	EC-1 RESPONDS to the needs and concerns of the community in a prompt, transparent, professional, respectful and ethical manner	Maintain a 75% or higher rating on effective communication with residents (source: Annual Community Survey)	78%	74%	75%
	EC-4 FOSTERS a feeling of community pride, acceptance of others, and a sense of shared responsibility	Increase approval rating of the Mayor & City Council to 65% (source: Annual Community Survey)	57%	53%	65%
Fiscally Responsible Governance (FRG)	FRG-3 Resource Alignment PROTECTS, manages, optimizes and invests in its human, financial, physical and technology resources to ensure alignment with planning and budget	Maintain a 78% or higher rating of City service for resident tax dollar (source: Annual Community Survey)	73%	73%	78%
	FRG-6 Vision & Planning SUPPORTS decision-making with timely and accurate short-term and long-range analysis that enhances vision and planning.	Increase resident rating indicating that South Jordan is headed in the right direction to 65% (source: Annual Community Survey)	63%	60%	65%

Executive at a Glance:

	Location: City Hall 1600 W. Towne Center Dr.		FY 2025-26 Budget: \$2,265,125		Full-Time Employees: 6
--	---	---	--	---	----------------------------------

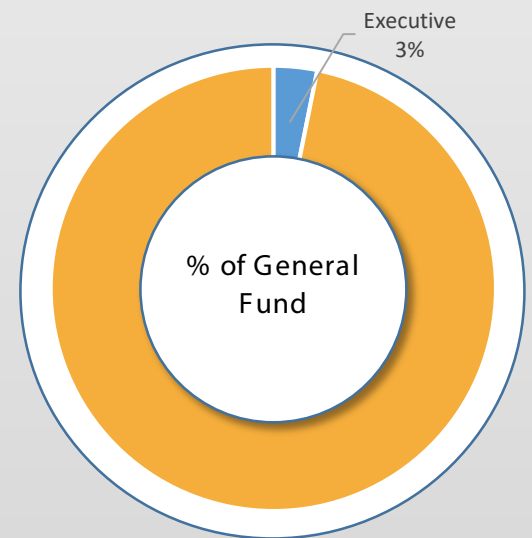
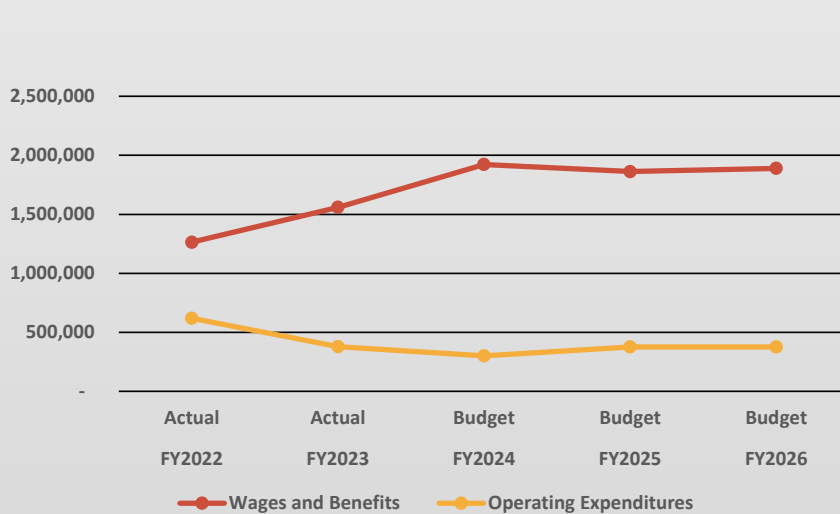
Executive

Office of the City Manager

	FY 22-23 Actual	FY 23-24 Actual	FY 24-25 Actual	FY 25-26 Proposed
Authorized Positions				
City Manager	1	1	1	1
Assistant to the Mayor/City Manager	1	1	1	1
Assistant City Manager	1	1	1	1
Senior Executive Assistant	1	0	0	0
Director of Strategy & Budget	1	1	1	1
Associate Director of Strategy & Budget	1	1	1	1
Strategy & Budget Analyst	1	1	1	1
TOTAL	7	6	6	6

Summary of Expenditures By Category

	FY 23-24 Actual	FY 24-25 Adopted	FY 24-25 Estimated Actual	FY 25-26 Proposed
Wages and Benefits	1,737,808	1,862,451	1,857,513	1,889,317
Operating Expenditures	207,243	375,808	307,797	375,808
Total Executive & Mayor	1,945,051	2,238,259	2,165,310	2,265,125



Department Purpose

The Information Center is a centralized group of problem-solvers who assist citizens when they call or visit City Hall. The agents who work in this division take utility payments, accept business license applications and renewals, register participants for recreation programs, fill out work order requests, and much more. Agents are also able to redirect citizens to appropriate staff members when additional information or expertise is needed, ensuring they are directed to the best person to address the citizens questions or concerns.

CORE PROGRAMS

1. E-Payments

2. Department Support

3. Mail Processing

4. Service Request Processing

5. Dog Licensing

6. New Resident Orientations

7. Delinquent

Account Support

8. Final Utility Account Assessments



9. Business Licensing Support

10. Information Management

Performance Measures

Strategic Priorities	Strategies & Guiding Principles	Performance Measures	2024 Actual	2025 Target	2026 Target
Engaged Community (EC)	EC-1 RESPONDS to the needs and concerns of the community in a prompt, transparent, professional, respectful and ethical manner	Decrease the percentage of phone calls to seek service, information, or to file a complaint to 30% annually or less (Annual Community Survey)	38%	31%	30%
		Resolve 80% or more of resident calls at the first contact or one transfer (Annual Community Survey)	79%	80%	80%
		Reduce monthly average call volume to the Info Center at 9,000 calls per month or less as the City grows through improving website services and forms	9,161	9,875	9,000

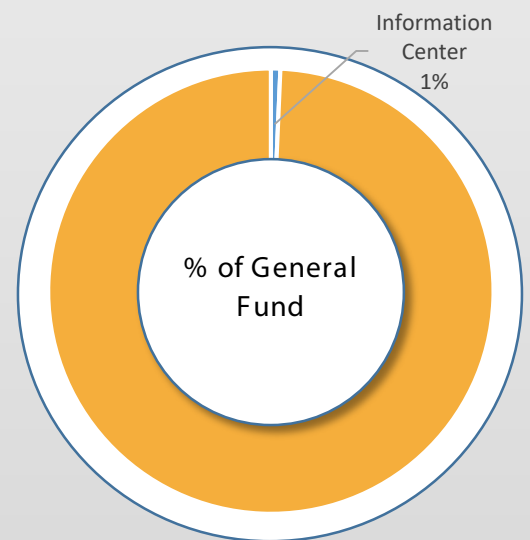
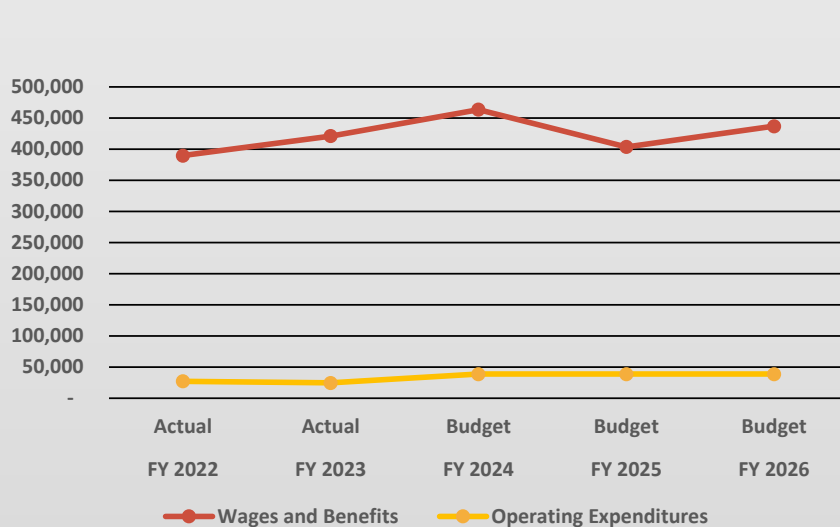
Information Center at a Glance:

	Location: City Hall 1600 W. Towne Center Dr.		FY 2025-26 Budget: \$475,934		Full-Time Employees: 6
--	---	---	--	---	----------------------------------

Authorized Positions	FY 22-23 Actual	FY 23-24 Actual	FY 24-25 Actual	FY 25-26 Proposed
Information Center Agents	5	5	6	6
Information Center Lead	1	1	0	0
TOTAL	6	6	6	6

Summary of Expenditures By Category

	FY 23-24 Actual	FY 24-25 Adopted	FY 24-25 Estimated Actual	FY 25-26 Proposed
Wages and Benefits	420,829	403,745	409,512	436,959
Operating Expenditures	30,154	38,975	33,934	38,975
Total Information Center	450,983	442,720	443,446	475,934



Department Purpose

The Human Resources division provides a variety of support to other departments in the areas of Administration, Employee Relations, Employment and Compensation, Benefits, and Training and Development.

CORE PROGRAMS

1. City Leadership Training

2. Employee Handbook Development & Maintenance

3. Employment Verification & Background Checks

4. Federal and State

5. Law Compliance & Reporting

6. Employee Recruitment & Selection

7. Benefits Management




8. Employee Leave Management

9. Employee Recognition

Performance Measures

Strategic Priorities	Strategies & Guiding Principles	Performance Measures	2024 Actual	2025 Target	2026 Target
Fiscally Responsible Governance (FRG)	FRG-1 Workforce ATTRACTS, motivates, develops and retains a high-quality, engaged and productive workforce	Increase the annual percentage of employees who pass probation to greater than 95%	99%	85%	95%
		Maintain annual percentage of employees participating in the Tuition Reimbursement program at between 3 and 5%	3%	4%	Between 3% and 5%

Human Resources at a Glance:

	Location: City Hall 1600 W. Towne Center Dr.		FY 2025-26 Budget: \$1,012,519		Full-Time Employees: 4
--	---	---	--	---	----------------------------------

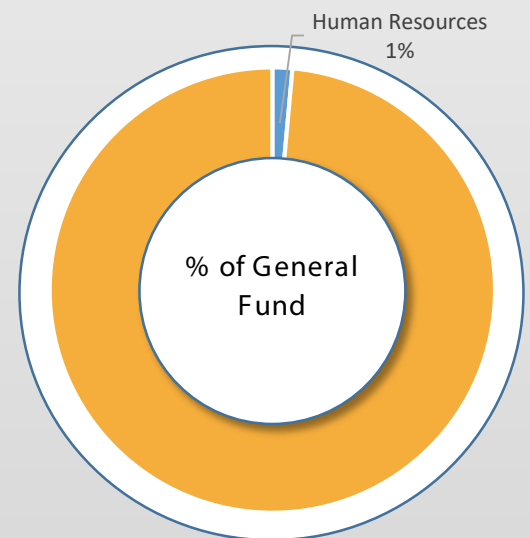
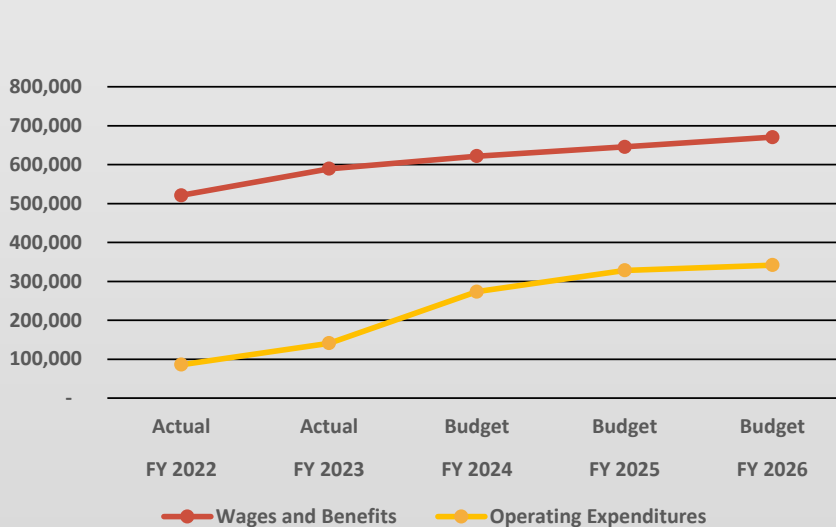
Human Resources

Office of the City Manager

Authorized Positions	FY 22-23 Actual	FY 23-24 Actual	FY 24-25 Actual	FY 25-26 Proposed
Director of Human Resources	1	1	1	1
Associate Director of Human Resources	1	1	1	1
HR Generalist	2	2	2	2
TOTAL	4	4	4	4

Summary of Expenditures By Category

	FY 23-24 Actual	FY 24-25 Adopted	FY 24-25 Estimated Actual	FY 25-26 Proposed
Wages and Benefits	630,066	645,676	640,880	670,552
Operating Expenditures	163,352	328,167	231,221	341,967
Total Human Resources	793,418	973,843	872,101	1,012,519



Department Purpose

The Finance division provides useful, timely, and reliable financial information and support to City Staff, Management, Council, Citizens, and external parties. This includes accounts payable, accounts receivable, reporting all financial transactions for the City, and producing the City's Annual Financial Report (ACFR). Additionally, the Finance division provides budget and financial support for the City's Redevelopment Agency (RDA) and the Municipal Building Authority (MBA).

CORE PROGRAMS

1. Budget Development

2. External Audit

3. Debt Management

4. Internal Audit, Internal Controls & Policy Analysis

5. ACFR Preparation

6. Accounts Payable

7. Cash Investment

8. Management General Ledger

9. Maintenance

10. Payroll Processing & Reporting

11. RFP and Bid Management




12. Budget Analysis and Forecasting

13. Utility Work Orders

Performance Measures

Strategic Priorities	Strategies & Guiding Principles	Performance Measures	2024 Actual	2025 Target	2026 Target
Fiscally Responsible Governance (FRG)	FRG-2 Transparency FOSTERS fiscal responsibility, operational excellence, trust and transparency by ensuring accountability, efficiency and innovation in all operations	Increase the number of utility billing payments taken through the City's online payment portal by 5% each year	9%	5%	5%
		Increase the number of vendors paid via electronic file transfer (EFT) by 2% each year	3%	2%	2%
Sustainable Growth (SG)	SG-2 CREATES and SUPPORTS environmentally sustainable programs including: water conservation, recycling, energy conservation, and air quality improvement to ensure the financial well-being and long-term sustainability of the community	Increase the number of active accounts signed up for paperless billing by 5% each year	8%	5%	5%

Finance at a Glance:

	Location: City Hall 1600 W. Towne Center Dr.		FY 2025-26 Budget: \$4,487,035		Full-Time Employees: 21
--	---	---	--	---	-----------------------------------

Finance

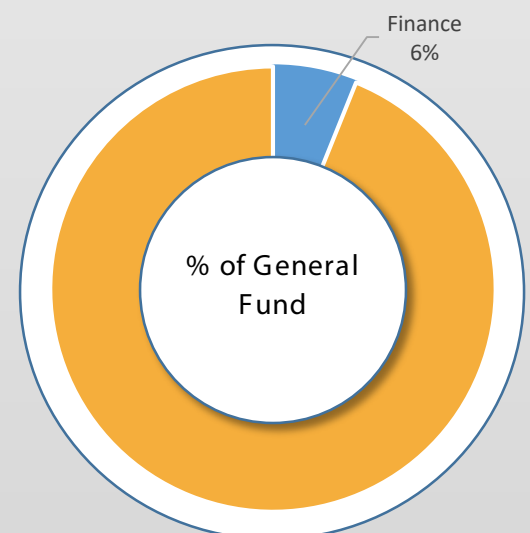
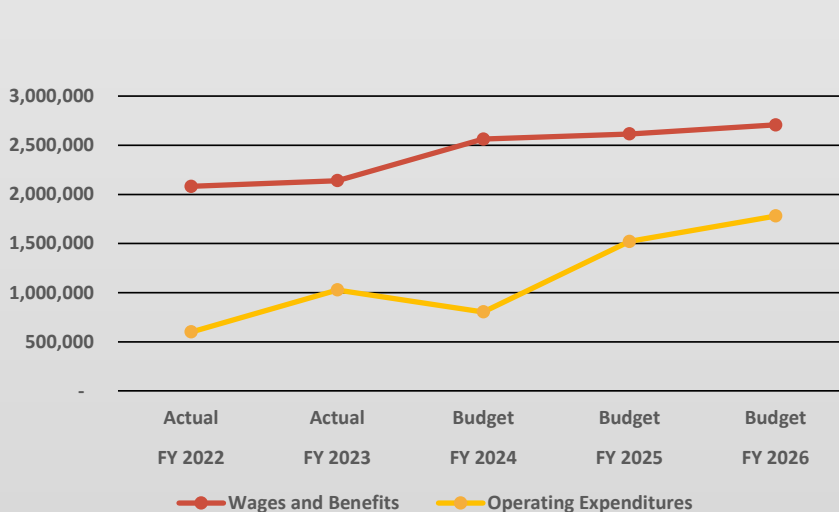
Office of the City Manager

Authorized Positions	FY 22-23 Actual	FY 23-24 Actual	FY 24-25 Actual	FY 25-26 Proposed
Chief Financial Officer	1	1	1	1
Deputy Director of Finance	1	1	0	0
Associate Director of Finance	1	1	1	1
City Treasurer	1	1	1	1
Purchasing Coordinator	1	1	1	1
Senior Accounts Payable Specialist	1	1	1	1
Senior Accountant	0	1	1	1
Accountant (I, II, III)	5	5	4	4
Billing Manager	1	1	1	1
Billing Lead	1	1	1	1
Billing Clerk	4	4	4	5
Utility Metering Lead	1	1	1	1
Utility Metering Technician	1	1	1	1
Payroll Technician	0	0	1	1
Assistant Controller	0	0	1	1
TOTAL	19	20	20	21

(1) One new Billing Clerk position was added to meet the needs of the department.

Summary of Expenditures By Category

	FY 23-24 Actual	FY 24-25 Adopted	FY 24-25 Estimated Actual	FY 25-26 Proposed
Wages and Benefits	2,237,911	2,614,299	2,554,121	2,706,396
Operating Expenditures	1,574,320	1,520,639	1,487,944	1,780,639
Total Finance	3,812,230	4,134,938	4,042,065	4,487,035



Department Purpose

The City Commerce & Sustainability division coordinates and promotes the implementation of economic development and growth through long-term strategic planning and resource allocation. It also establishes and maintains cooperative-working relationships with other organizations at all levels and in a variety of locations. Business Licenses are also handled by the City Commerce & Sustainability division.

CORE PROGRAMS

1. Business Licensing

2. Business Expansion (non-Redevelopment Agency)




3. Business Recruitment (non-Redevelopment Agency)

4. Business Retention (non-Redevelopment Agency)

Performance Measures

Strategic Priorities	Strategies & Guiding Principles	Performance Measures	2024 Actual	2025 Target	2026 Target
Economic Development (ED)	ED-1 EXPANDS, ATTRACTS and RETAINS a diverse mix of high quality employers to contribute to the community's economic sustainability and offer opportunities for employment	Maintain annual number of new business licenses at 300 or higher	317	353	300
		Maintain annual active business licenses at 1,298 or more	1,364	1,392	1,298
	ED-2 PROMOTES the community as a safe, attractive and quality place to live, work and play	Maintain annual number of employees employed within South Jordan at 26,000 or higher.	27,164	27,131	26,000
	ED-4 ESTABLISHES a predictable and efficient development process that fosters a high degree of collaboration and coordination within the community and with diverse stakeholders	Maintain annual business license renewals at 1,083 or more	1,292	1,225	1,083
		Maintain annual business licenses closed at 159 or less	275	281	159

City Commerce at a Glance:

	Location: City Hall 1600 W. Towne Center Dr.		FY 2025-26 Budget: \$367,510		Full-Time Employees: 2
--	---	---	--	---	----------------------------------

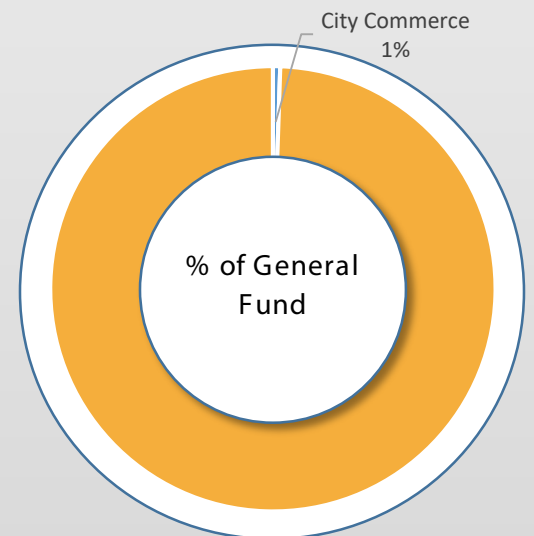
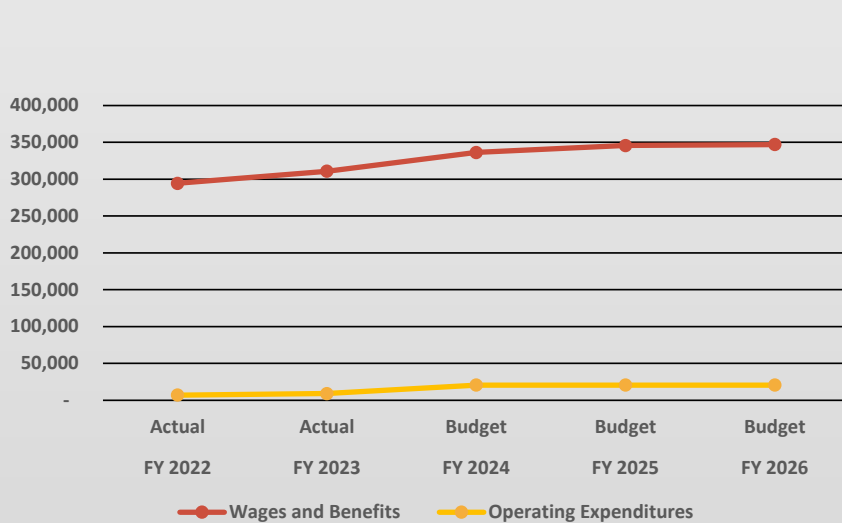
City Commerce & Sustainability

Office of the City Manager

Authorized Positions	FY 22-23 Actual	FY 23-24 Actual	FY 24-25 Actual	FY 25-26 Proposed
Director of City Commerce	1	1	1	1
Executive Assistant	1	1	1	1
TOTAL	2	2	2	2

Summary of Expenditures By Category

	FY 23-24 Actual	FY 24-25 Adopted	FY 24-25 Estimated Actual	FY 25-26 Proposed
Wages and Benefits	334,398	345,571	343,835	346,910
Operating Expenditures	30,519	20,600	20,155	20,600
Total City Commerce & Sustainability	364,917	366,171	363,990	367,510



Department Purpose

The City Recorder's Office is responsible for maintaining all City records and files through an electronic filing system. The recorder's office also manages all municipal elections, GRAMA requests, and public meeting agendas, minutes, and recordings.

CORE PROGRAMS

1. Planning Commission Support

2. Records Management

3. City Council Support

4. Redevelopment Agency, Advisory Boards,

5. Committee Support

6. Government Records Management Act (GRAMA) Requests

7. Municipal Code Record Retention

8. Municipal Election

Performance Measures

Strategic Priorities	Strategies & Guiding Principles	Performance Measures	2024 Actual	2025 Target	2026 Target
Fiscally Responsible Governance (FRG)	FRG-2 Transparency FOSTERS fiscal responsibility, operational excellence, trust and transparency by ensuring accountability, efficiency and innovation in all operations	Maintain 100% of GRAMA requests responded to by the City Recorder to no later than 10 business days, or 5 business days if a request benefits the public rather than the requesting individual (63G-2-204(3)(a))	100%	100%	100%

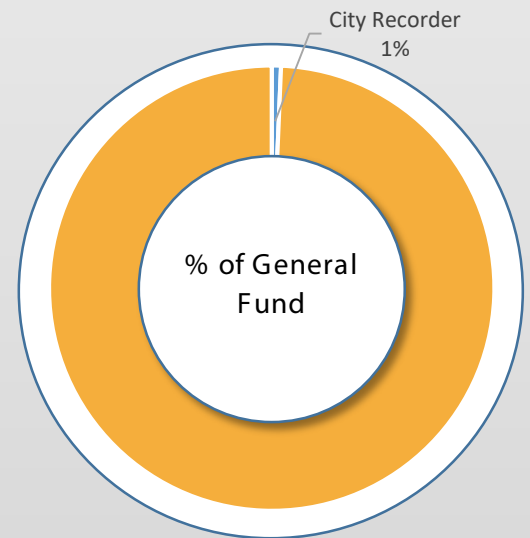
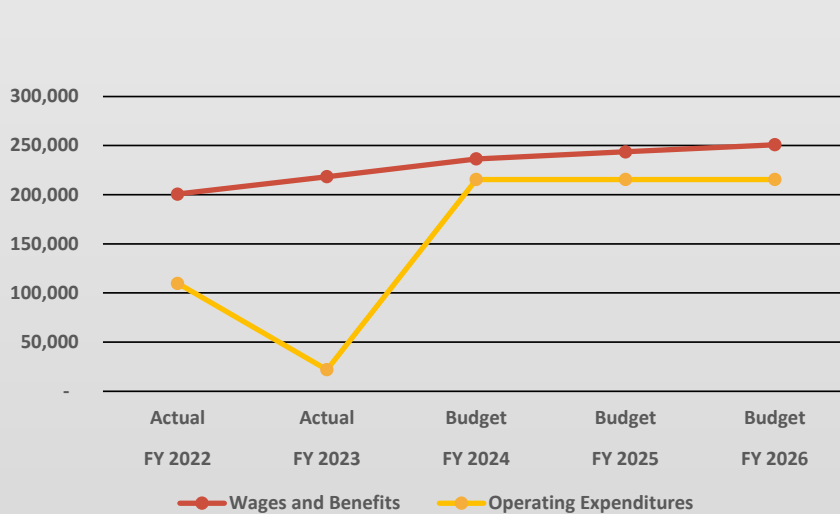
City Recorder at a Glance:

	Location: City Hall 1600 W. Towne Center Dr.		FY 2025-26 Budget: \$466,344		Full-Time Employees: 2
--	--	---	---------------------------------	---	---------------------------

Authorized Positions	FY 22-23 Actual	FY 23-24 Actual	FY 24-25 Actual	FY 25-26 Proposed
City Recorder	1	1	1	1
Deputy City Recorder	1	1	1	1
TOTAL	2	2	2	2

Summary of Expenditures By Category

	FY 23-24 Actual	FY 24-25 Adopted	FY 24-25 Estimated Actual	FY 25-26 Proposed
Wages and Benefits	241,829	243,698	243,536	250,814
Operating Expenditures	97,946	215,530	171,159	215,530
Total City Recorder	339,775	459,228	414,695	466,344





Office of the Assistant City Manager

The Office of the Assistant City Manager houses and provides management direction and support for the Administrative Services, Recreation, Engineering Services, Planning, Fire Services, Public Works and Police Services.

EXPENDITURES BY PROGRAM	2026 PROPOSED	2026 FTE	PAGE REFERENCE
1. Assistant City Manager	\$205,937	0	79
2. Administrative Services	\$6,059,588	31	81
3. Recreation	\$2,708,279	16	92
4. Engineering Services	\$5,434,854	37	99
5. Planning	\$976,677	7	104
6. Fire Services	\$13,472,293	93	107
7. Police Services	\$15,152,618	92	110
8. Public Works	\$11,232,409	75	113
TOTAL EXPENDITURES	\$55,242,655	351	

Office of the Assistant City Manager

ACM

Department Purpose

The Office of the Assistant City Manager is responsible for management direction and support for all City operations departments, as well as special projects related to City Code, City-wide policies, and other issues.




CORE PROGRAMS

1. Provide Leadership to City Operations
2. Budget/Finance Accountability
3. Operational Excellence
4. Policy Development

Performance Measures

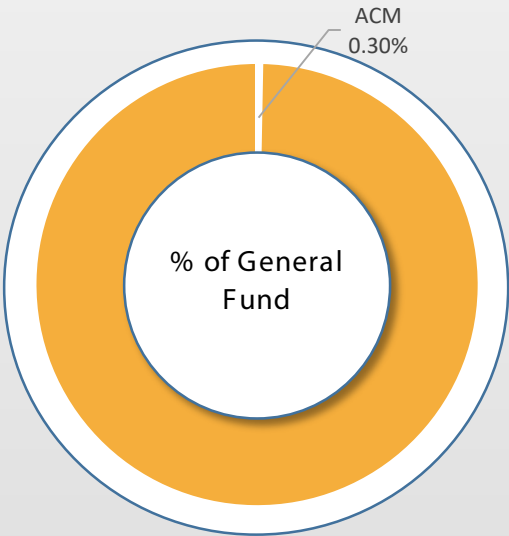
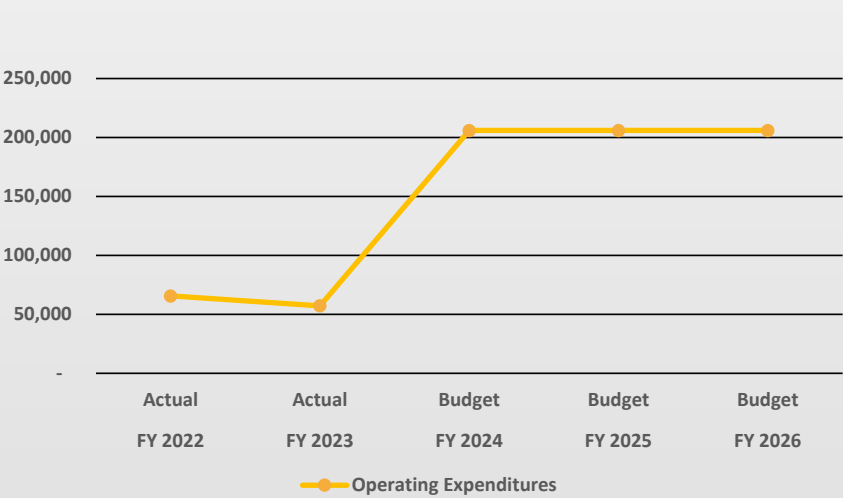
Strategic Priorities	Strategies & Guiding Principles	Performance Measures	2024 Actual	2025 Target	2026 Target
Safe Community (SC)	SC-5 ENGAGES the entire community to share in the responsibility for its safety, health and well-being	Maintain a 85% or higher rating on providing a safe community <i>(source: Annual Community Survey)</i>	89%	84%	88%
Economic Development (ED)	ED-3 ENHANCES a dynamic, sustainable and diversified tax base, balancing taxes, fees and charges	Maintain a 75% or higher rating on promoting commercial and residential growth to improve the City's economy <i>(source: Annual Community Survey)</i>	72%	74%	75%
Sustainable Growth (SG)	SG-2 CREATES and SUPPORTS environmentally sustainable programs including: water conservation, recycling, energy conservation, and air quality improvement to ensure the financial well-being and long-term sustainability of the community	Maintain a 75% or higher rating on planning for the long-term needs of a growing community <i>(source: Annual Community Survey)</i>	64%	62%	75%

ACM at a Glance:

	Location: City Hall 1600 W. Towne Center Dr.		FY 2025-26 Budget: \$205,937		Full-Time Employees: 0
---	---	---	--	---	----------------------------------

Summary of Expenditures By Category

	FY 23-24	FY 24-25	FY 24-25	FY 25-26
	Actual	Adopted	Estimated Actual	Proposed
Wages and Benefits	0	0	0	0
Operating Expenditures	85,172	205,937	136,362	205,937
Total Assistant City Manager	85,172	205,937	136,362	205,937



General Fund - Administrative Services



Administrative Services

The Administrative Services department provides leadership and administrative support for Communications/ Media/Marketing, Information Services, Court, and Facilities.

EXPENDITURES BY PROGRAM	2026 PROPOSED	2026 FTE	PAGE REFERENCE
1. Administrative Services	\$472,906	3	82
2. Communications/Media/Marketing	\$513,100	3	84
3. Information Services	\$2,694,676	11	86
4. Court	\$757,012	5	88
5. Facilities	\$1,621,894	9	90
TOTAL EXPENDITURES	\$6,059,588	31	

Department Purpose

Administrative Services provides leadership and administrative support for Risk Management, Communications/Media/Marketing, Information Services, Court, Facilities.

CORE PROGRAMS




1. Department Strategic Planning

2. Division Operations Support

Performance Measures

Strategic Priorities	Strategies & Guiding Principles	Performance Measures	2024 Actual	2025 Target	2026 Target
Engaged Community (EC)	EC-1 RESPONDS to the needs and concerns of the community in a prompt, transparent, professional, respectful, and ethical manner	Achieve a 80% or higher performance rating on communicating effectively with residents	78%	74%	80%
Fiscally Responsible Governance (FRG)	FRG-3 Resource Alignment PROTECTS, manages, optimizes and invests in its human, financial, physical and technology resources to ensure alignment with planning and budget	Achieve a 75% or higher performance rating on implementing government policies to efficiently use city resources	75%	72%	75%

Admin Services at a Glance:

	Location: City Hall 1600 W. Towne Center Dr.		FY 2025-26 Budget: \$472,906		Full-Time Employees: 3
--	--	---	---------------------------------	---	---------------------------

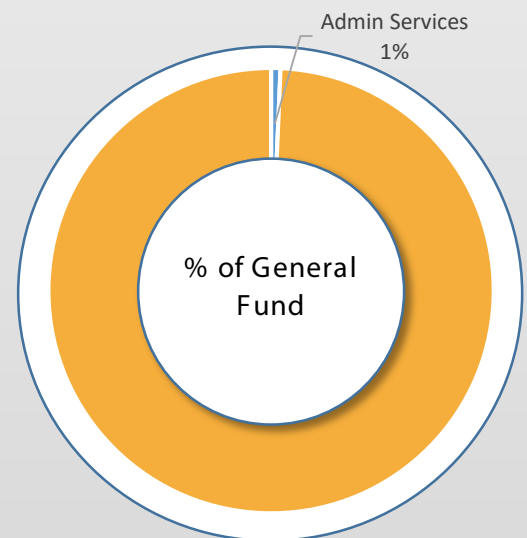
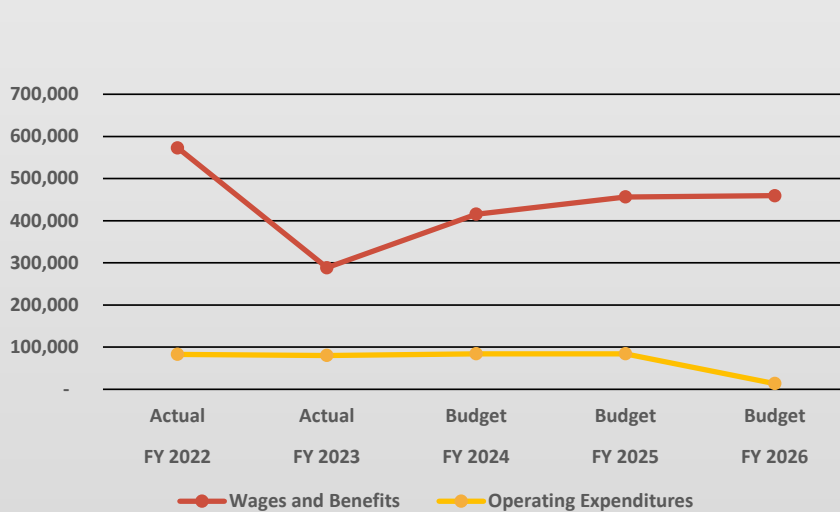
Administrative Services Admin

Administrative Services

Authorized Positions	FY 22-23 Actual	FY 23-24 Actual	FY 24-25 Actual	FY 25-26 Proposed
Director of Administrative Services	1	1	1	1
Administrative Services Assistant	1	1	1	1
Risk Manager	1	1	1	1
TOTAL	3	3	3	3

Summary of Expenditures By Category

	FY 23-24 Actual	FY 24-25 Adopted	FY 24-25 Estimated Actual	FY 25-26 Proposed
Wages and Benefits	444,134	456,484	456,406	459,551
Operating Expenditures	83,459	84,170	77,104	13,355
Total Administrative Services	527,593	540,654	533,510	472,906



Department Purpose

The Communications/Media/Marketing exists to assist elected officials and city staff in developing and implementing messages to the public. The Communications Coordinator serves as the City spokesperson and works with the media in coordinating and delivering interviews and issuing press releases. In addition, Communications/Media/Marketing manages and maintains the City's social media sites.

CORE PROGRAMS

1. Community Outreach

2. Special Events

3. Social Media

4. Public Information Officer

5. Branding

6. Broadcasting

7. Leisure Guide

8. Recreation




9. Program Content Marketing

Community Outreach (Focus Newsletter)

Performance Measures

Strategic Priorities	Strategies & Guiding Principles	Performance Measures	2024 Actual	2025 Target	2026 Target
Engaged Community (EC)	EC-1 RESPONDS to the needs and concerns of the community in a prompt, transparent, professional, respectful, and ethical manner	Maintain City newsletter email open rates at or above the industry average of 45%	66%	66%	45%
	EC-2 ENSURES open, two-way communication, by listening to and soliciting feedback from community members	Maintain total City social media engagement rates at 3% or higher	6%	6%	3%

Communications at a Glance:

	Location: City Hall 1600 W. Towne Center Dr.		FY 2025-26 Budget: \$513,100		Full-Time Employees: 3
--	---	---	--	---	----------------------------------

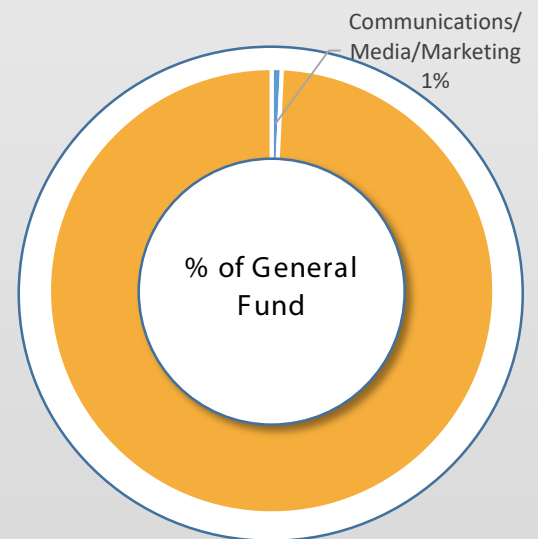
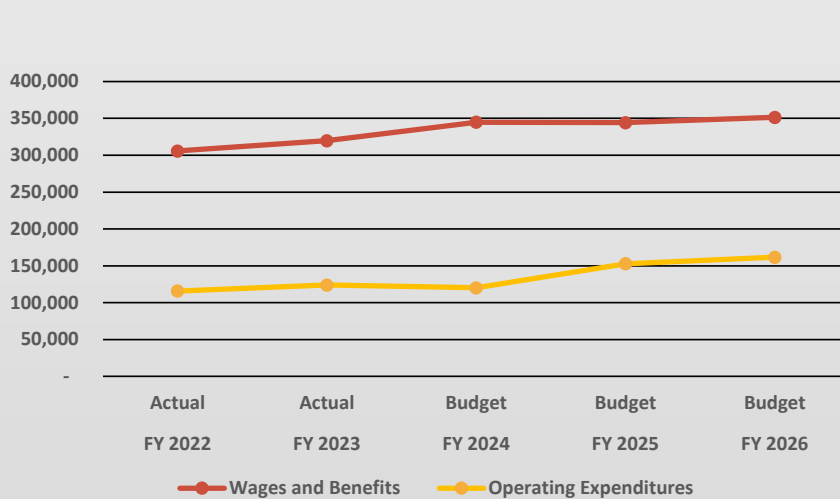
Communications/Media/Marketing

Administrative Services

Authorized Positions	FY 22-23 Actual	FY 23-24 Actual	FY 24-25 Actual	FY 25-26 Proposed
Communications Manager	1	1	1	1
Communications Specialist	1	1	1	1
Graphic Design/Content Coordinator	1	1	1	1
TOTAL	3	3	3	3

Summary of Expenditures By Category

	FY 23-24 Actual	FY 24-25 Adopted	FY 24-25 Estimated Actual	FY 25-26 Proposed
Wages and Benefits	333,259	344,245	337,734	351,401
Operating Expenditures	132,555	152,722	136,391	161,699
Total Communications/Media	465,814	496,967	474,125	513,100



Department Purpose

Information Services provides all the electronic voice and data communication connectivity for the staff of South Jordan. This service includes all internal communication along with interface to the residents of the City. This division provides and maintains all software programs and data storage including all relative hardware.

CORE PROGRAMS

1. Geographical Information Services (GIS)

2. Software Purchase & Disposition

3. Software Maintenance

4. Data Management -

5. Backup Audio & Video System Operations & Maintenance



6. User Interface/ Maintenance & Disposition

7. Data Management

Performance Measures

Strategic Priorities	Strategies & Guiding Principles	Performance Measures	2024 Actual	2025 Target	2026 Target
Fiscally Responsible (FRG)	FRG-3 Resource Alignment PROTECTS, manages, optimizes and invests in its human, financial, physical and technology resources to ensure alignment with planning and budget	Resolve 85% of employee IT requests in 5 working days or less	84%	90%	85%

Information Services at a Glance:

	Location: City Hall 1600 W. Towne Center Dr.		FY 2025-26 Budget: \$2,694,676		Full-Time Employees: 11
--	---	---	--	---	-----------------------------------

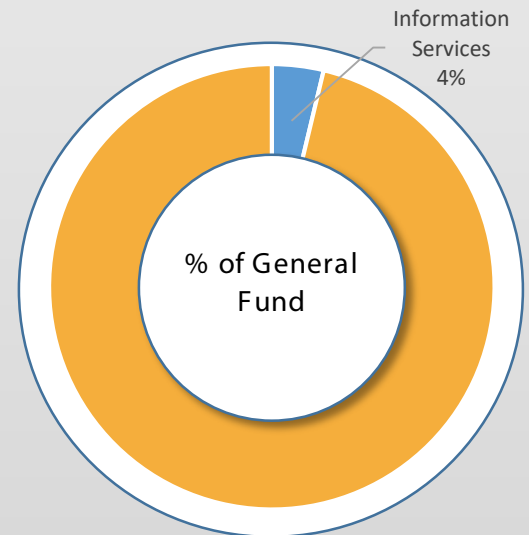
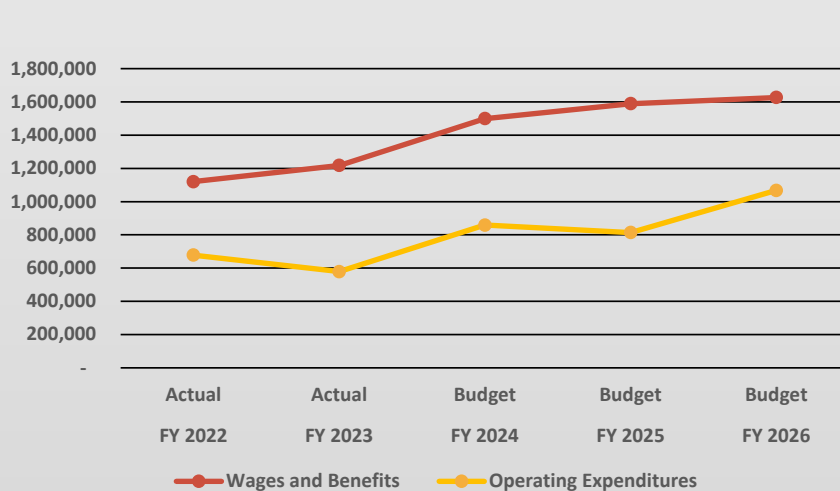
Information Services

Administrative Services

Authorized Positions	FY 22-23 Actual	FY 23-24 Actual	FY 24-25 Actual	FY 25-26 Proposed
Chief Technology Officer	1	1	1	1
Lan/Web Developer	1	1	1	1
Senior Systems Administrator	1	1	1	1
IS Technician	2	2	2	1
GIS Coordinator	1	2	2	2
GIS Specialist	1	0	0	0
Systems Administrator	2	3	3	4
Database Specialist	1	0	0	0
Cybersecurity System Administrator	0	1	1	1
TOTAL	10	11	11	11

Summary of Expenditures By Category

	FY 23-24 Actual	FY 24-25 Adopted	FY 24-25 Estimated Actual	FY 25-26 Proposed
Wages and Benefits	1,454,688	1,590,069	1,570,967	1,626,958
Operating Expenditures	857,770	813,718	868,616	1,067,718
Total Information Services	2,312,458	2,403,787	2,439,583	2,694,676



Department Purpose

The Justice Court Judge exercises authority over matters within the court's jurisdiction and conducts proceedings, hearings and trials. The Justice Court staff supports the administration of justice by handling all public inquiries, maintaining files and permanent records and providing court security and transportation of prisoners.

CORE PROGRAMS

1. Manage Court Funds

2. Court Security

3. Prisoner Management

4. Judicial Actions




5. Court Process Service

6. Records Management

Performance Measures

Strategic Priorities	Strategies & Guiding Principles	Performance Measures	2024 Actual	2025 Target	2026 Target
Balanced Regulatory Environment (BRE)	BRE-4 ENFORCES ordinances and policies with adequate staffing to maintain a clean, orderly and sustainable community	Maintain a 95% or higher rating on time to disposition small claims (Utah Judicial Council standard is 9 months)	100%	100%	95%
		Maintain a 95% or higher rating on time to disposition for traffic (Utah Judicial Council standard is 3 months)	89%	64%	95%
		Maintain a 95% or higher rating on time to disposition for criminal (Utah Judicial Council standard is 6 months)	69%	81%	95%

Court at a Glance:

	Location: Public Safety 10655 S. Redwood Rd.		FY 2025-26 Budget: \$757,012		Full-Time Employees: 5
--	---	---	--	---	----------------------------------

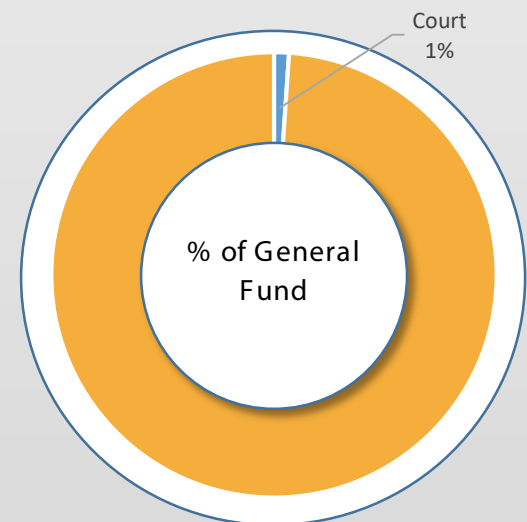
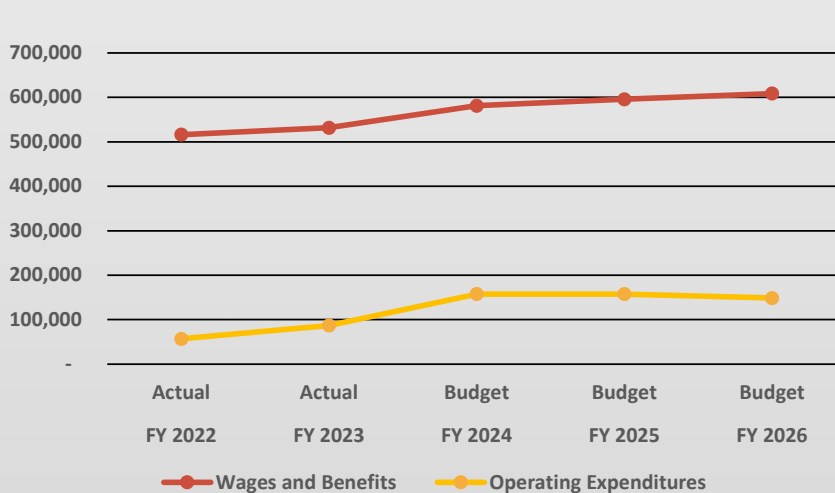
Court

Administrative Services

Authorized Positions	FY 22-23 Actual	FY 23-24 Actual	FY 24-25 Actual	FY 25-26 Proposed
Judge	1	1	1	1
Justice Court Administrator	1	1	1	1
Lead Court Clerk	1	1	1	1
Justice Court Clerk	2	2	2	2
TOTAL	5	5	5	5

Summary of Expenditures By Category

	FY 23-24 Actual	FY 24-25 Adopted	FY 24-25 Estimated Actual	FY 25-26 Proposed
Wages and Benefits	595,227	595,728	595,949	608,419
Operating Expenditures	88,508	157,570	116,717	148,593
Total Court	683,735	753,298	712,666	757,012



Department Purpose

The Facilities division provides preventative and routine maintenance as well as custodial services to all city owned facilities. They also evaluate utility related equipment to effectively conserve power or natural gas costs.

CORE PROGRAMS

1. Oquirrh Shadows Park Splash Pad Maintenance

2. Preventive Facility Maintenance

3. Work Orders

4. Facility Maintenance Data Management

5. Building

Assessments, Maintenance, Inspections and Repairs


6. Electrical, Mechanical and HVAC Systems Repair and Maintenance

7. Custodial Services

Performance Measures

Strategic Priorities	Strategies & Guiding Principles	Performance Measures	2024 Actual	2025 Target	2026 Target
Reliable Public Infrastructure (RPI)	RPI-3 MAINTAINS and Operates quality public infrastructure	Maintain 80% or higher percentage of service requests completed within 3 days	75%	85%	80%

Facilities at a Glance:

	Location: Facilities Office 4034 South Jordan Pkwy		FY 2025-26 Budget: \$1,621,894		Full-Time Employees: 9
--	---	---	--	---	----------------------------------

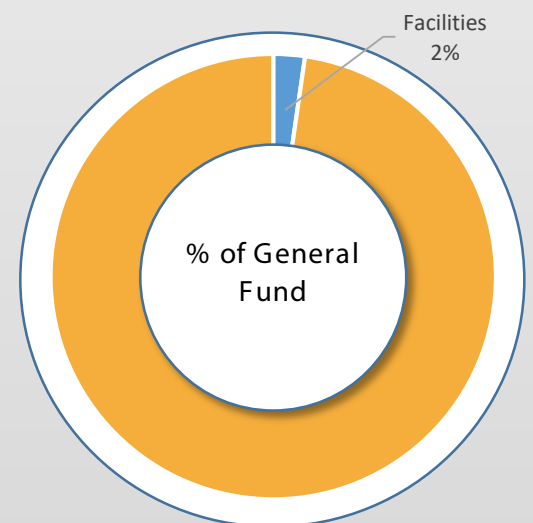
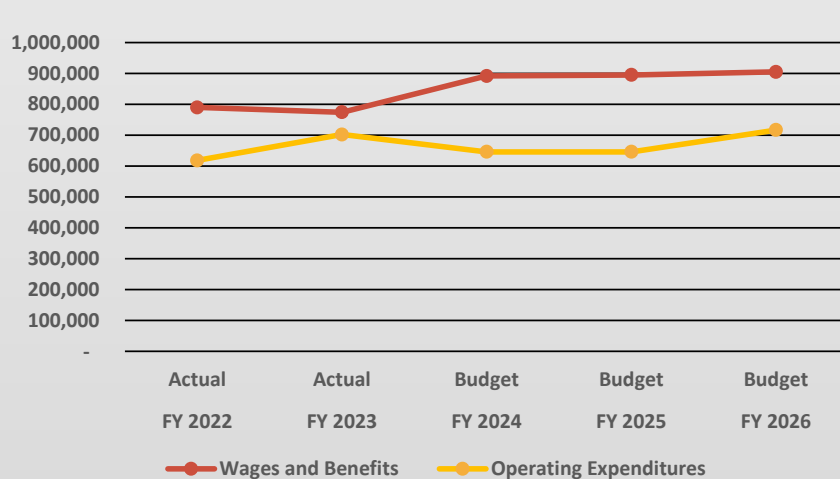
Facilities

Administrative Services

Authorized Positions	FY 22-23 Actual	FY 23-24 Actual	FY 24-25 Actual	FY 25-26 Proposed
Facilities Manager	1	1	1	1
Facilities Lead Worker	1	1	1	1
Facilities Worker	2	2	2	2
Custodian	3	4	4	4
HVAC/Facilities Maintenance Worker	1	1	1	1
TOTAL	8	9	9	9

Summary of Expenditures By Category

	FY 23-24 Actual	FY 24-25 Adopted	FY 24-25 Estimated Actual	FY 25-26 Proposed
Wages and Benefits	858,960	895,421	890,463	904,988
Operating Expenditures	731,430	646,091	634,420	716,906
Total Facilities	1,590,390	1,541,512	1,524,883	1,621,894





Recreation

The Recreation department provides leadership and administrative support for Recreation & Event Programs, Seniors, Gale Center and Mulligans.

EXPENDITURES BY PROGRAM	2026 PROPOSED	2026 FTE	PAGE REFERENCE
1. Recreation & Event Programs	\$2,294,696	13	93
2. Seniors	\$368,001	3	95
3. Gale Museum	\$45,582	0	97
TOTAL EXPENDITURES	\$2,708,279	16	

Recreation/Event Programs

Recreation

Department Purpose

The Recreation & Event Programs division provides a variety of youth and adult recreation, community events and education programs. Some programs include: Summerfest, Historical Preservation, Youth Council, and the Arts Council.

CORE PROGRAMS

1. Grants Giving & Management
2. Public Art Displays, Contest & Events
3. Arts at the Gale
4. Literary Contest
5. SoJo Summerfest
6. Volunteer Coordination
7. Historical Committee
8. Youth Council
9. Holiday Events
10. Summer Events & Promotions
11. Farmers Market
12. South Jordan City Parade Float

Performance Measures

Strategic Priorities	Strategies & Guiding Principles	Performance Measures	2024 Actual	2025 Target	2026 Target
Desirable Amenities & Open Space (DAOS)	DAOS-4 OFFERS a variety of park amenities, recreation and art programs, and community events, for all ages and abilities	Maintain 80% or higher rating for Recreation Programs (<i>source: Annual Community Survey</i>)	78%	79%	80%
		Maintain annual number of registered participants in City Arts programs at 250 or more	372	367	250
Engaged Community (EC)	EC-3 PROVIDES opportunities to engage and serve, informing and involving the community through a variety of methods	Maintain a 85% or higher rating on providing opportunities to participate in City events, programs, and activities	87%	86%	85%
	EC-4 FOSTERS a feeling of community pride, acceptance of others and a shared responsibility	Maintain 82% or higher rating for Community Events (<i>source: Annual Community Survey</i>)	79%	78%	82%

Rec/Event Programs at a Glance:

	Location: City Hall 1600 W. Towne Center Dr.		FY 2025-26 Budget: \$2,294,696		Full-Time Employees: 13
---	---	---	--	---	-----------------------------------

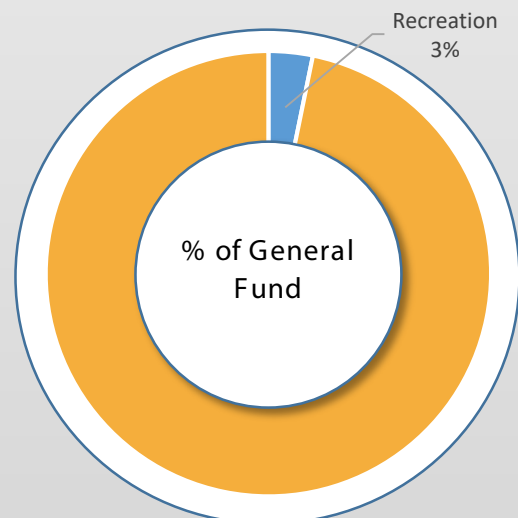
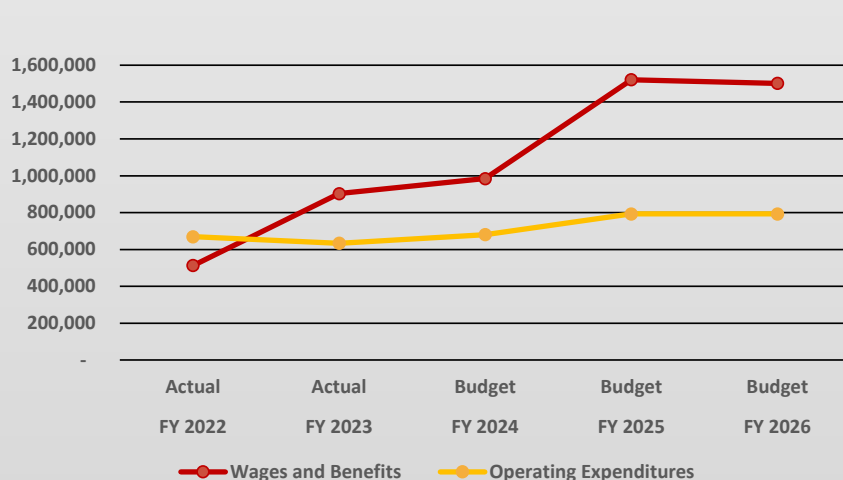
Recreation/Event Programs

Recreation

	FY 22-23 Actual	FY 23-24 Actual	FY 24-25 Actual	FY 25-26 Proposed
Authorized Positions				
Director of Recreation	1	1	1	1
Recreation Customer Service Supervisor	1	1	1	1
Rec Customer Service Assistant	0	2	2	2
Recreation Program Coordinator - Baseball	0	0	1	1
Special Events Coordinator	1	1	1	1
Museum Curator	1	1	1	1
Arts & Culture Program Supervisor	1	1	1	1
Arts Program Coordinator	1	1	1	1
Recreation Program Supervisor	2	2	2	2
Special Events Supervisor	0	0	1	1
Grant & Sponsorship Coordinator	0	0	1	1
TOTAL	8	10	13	13

Summary of Expenditures By Category

	FY 23-24 Actual	FY 24-25 Adopted	FY 24-25 Estimated Actual	FY 25-26 Proposed
Wages and Benefits	1,122,843	1,521,347	1,510,780	1,501,468
Operating Expenditures	650,060	793,228	768,273	793,228
Total Recreation/Event Programs	1,772,903	2,314,575	2,279,053	2,294,696



Seniors

Recreation

Department Purpose

The Senior division provides programs for Seniors at the Community Center. The Community Center also hosts other community programs and meeting space for both public and private events. The Community Center is "home base" for the South Jordan Youth Council.




CORE PROGRAMS

1. Daily Operations & Customer Service
2. Community Senior Recreation Programs
3. Food Management - Senior Meals
4. Senior Transportation
5. Beauty Salon

Performance Measures

Strategic Priorities	Strategies & Guiding Principles	Performance Measures	2024 Actual	2025 Target	2026 Target
Desirable Amenities & Open Space (DAOS)	DAOS-4 OFFERS a variety of park amenities, recreation and art programs, and community events, for all ages and abilities	Maintain 75% or higher rating for Senior Programs <i>(source: Annual Community Survey)</i>	73%	73%	75%
		Maintain annual participation in senior classes and activities at 15,000 or more	14,321	19,812	15,000

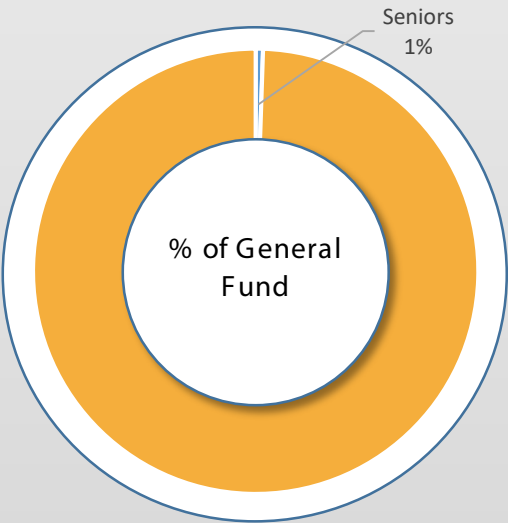
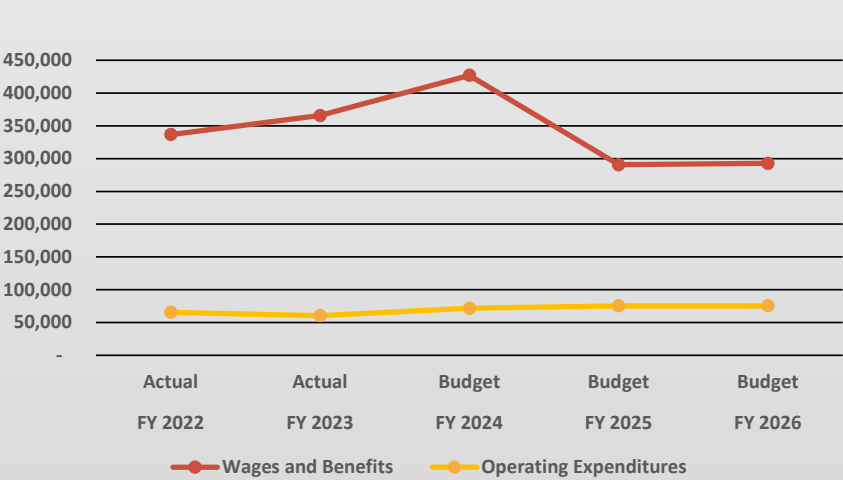
Seniors at a Glance:

	Location: Community Center 10778 S. Redwood Rd.		FY 2025-26 Budget: \$368,001		Full-Time Employees: 3
---	--	---	--	---	----------------------------------

Authorized Positions	FY 22-23 Actual	FY 23-24 Actual	FY 24-25 Actual	FY 25-26 Proposed
Community Center Supervisor	1	1	1	1
Senior Programs Coordinator	1	1	1	1
Kitchen Assistant	1	1	1	1
Customer Service Assistant	2	0	0	0
TOTAL	5	3	3	3

Summary of Expenditures By Category

	FY 23-24 Actual	FY 24-25 Adopted	FY 24-25 Estimated Actual	FY 25-26 Proposed
Wages and Benefits	336,976	290,727	285,284	292,741
Operating Expenditures	73,921	75,260	69,155	75,260
Total Seniors	410,897	365,987	354,439	368,001



Department Purpose

The Gale Museum division provides preservation and education of South Jordan City and local history. Programs include educational lectures and art series, as well as hands-on exhibits and display space for historical museum items, artwork, and educational exhibits.

CORE PROGRAMS

1. Auditorium Maintenance and Rental

2. Exhibit Maintenance, Preservation and Development




3. Volunteer Management and Coordination
4. Museum Mashup Program

5. Gale Center Activities

Performance Measures

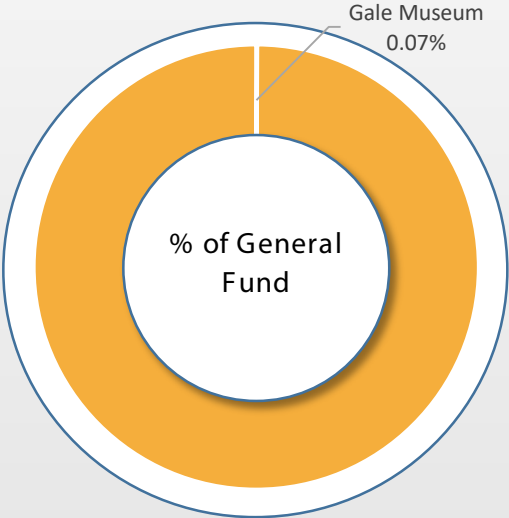
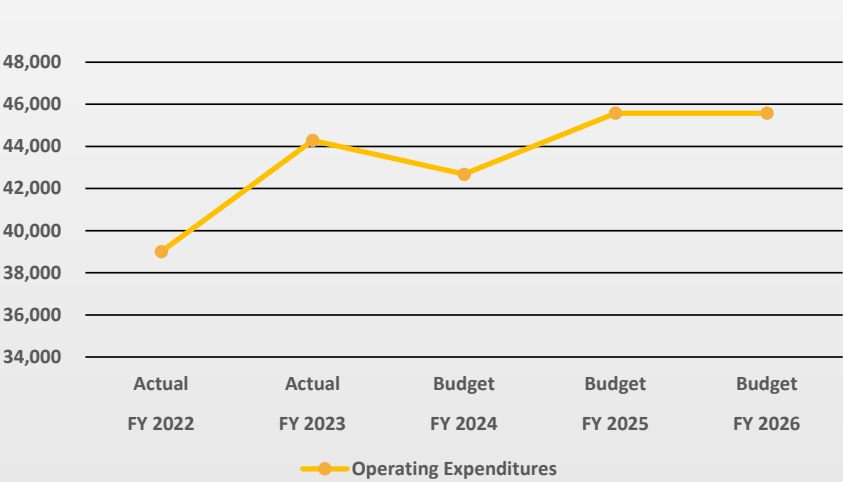
Strategic Priorities	Strategies & Guiding Principles	Performance Measures	2024 Actual	2025 Target	2026 Target
Desirable Amenities & Open Space (DAOS)	DAOS-4 OFFERS a variety of park amenities, recreation and art programs, and community events, for all ages and abilities	Increase annual number of total museum visits by 5%	52%	67%	5%

Gale Museum at a Glance:

	Location: Gale Museum 10300 S. Beckstead Ln.		FY 2025-26 Budget: \$45,582		Full-Time Employees: 0
---	---	---	---------------------------------------	---	----------------------------------

Summary of Expenditures By Category

	FY 23-24	FY 24-25	FY 24-25	FY 25-26
	Actual	Adopted	Estimated Actual	Proposed
Wages and Benefits	0	0	0	0
Operating Expenditures	47,628	45,582	45,746	45,582
Total Gale Museum	47,628	45,582	45,746	45,582



Gale Museum

General Fund - Engineering Services



Engineering Services

The Engineering Services Department houses and provides administrative support for Building, Code Enforcement and Engineering.

EXPENDITURES BY PROGRAM	2026 PROPOSED	2026 FTE	PAGE REFERENCE
1. Building	\$1,901,331	13	100
2. Engineering	\$3,533,523	24	102
TOTAL EXPENDITURES	\$5,434,854	37	

Department Purpose

The Building division promotes the general health, safety and welfare of South Jordan citizens by effectively administering and enforcing building regulations mandated by City and State governments. We provide professional and accurate understanding of adopted codes and ordinances throughout the residential and commercial building process. Using a proactive approach to educate and request compliance of the Municipal Code in a friendly, fair and impartial manner. Code Compliance inspectors assist in maintaining the aesthetic appeal and property values of the City.

CORE PROGRAMS

1. Commercial & Residential Inspections

2. Commercial & Residential Plan Review

3. Property Maintenance

4. Building Permits

5. Signs and Banners

6. Compliance Business License/Home Occupation




7. Compliance Fire Plan Review

8. Fire Inspection

Performance Measures

Strategic Priorities	Strategies & Guiding Principles	Performance Measures	2024 Actual	2025 Target	2026 Target
Safe Community (SC)	SC-4 DELIVERS a safe and reliable public and private infrastructure system	Maintain 95% or higher rating for building inspections completed within 3 days of receiving request	99.95%	99.90%	95%
		Maintain 95% or higher rating for building plan reviews completed within 14 days	99.88%	99.90%	95%
	SC-3 ENFORCES the law respectfully and without prejudice	Maintain 90% or higher rating for response time to code complaints within 3 days	99.82%	99.90%	95%

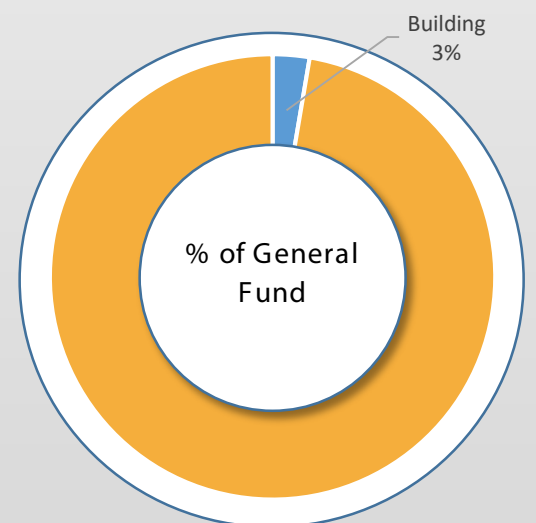
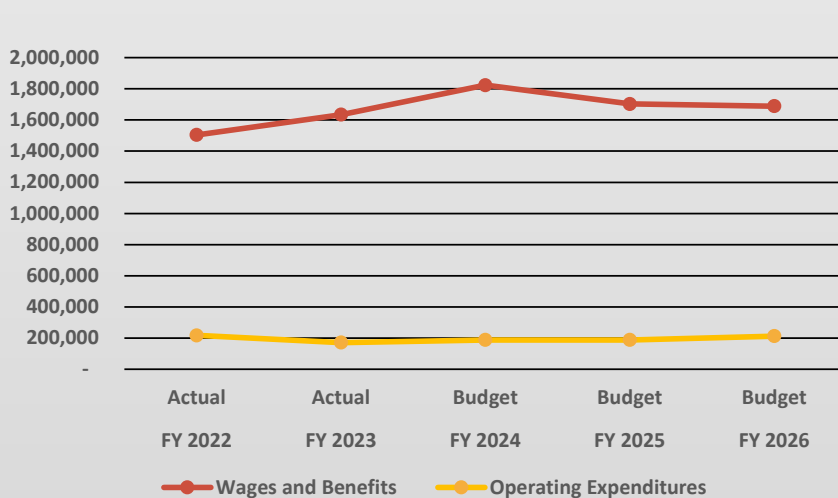
Building at a Glance:

	Location: City Hall 1600 W. Towne Center Dr.		FY 2025-26 Budget: \$1,901,331		Full-Time Employees: 13
--	---	---	--	---	-----------------------------------

Authorized Positions	FY 22-23 Actual	FY 23-24 Actual	FY 24-25 Actual	FY 25-26 Proposed
Chief Building Official	1	1	1	1
Fire Marshall	1	0	0	0
Senior Plans Examiner	1	1	1	1
Plans Examiner	1	2	2	2
Assistant Building Official	1	1	1	1
Building/Code Inspector I/II/III	6	7	7	7
Permit Specialist	1	0	0	0
Development Services Assistant II	2	0	0	0
Senior Code Inspector	1	1	1	1
TOTAL	15	13	13	13

Summary of Expenditures By Category

	FY 23-24 Actual	FY 24-25 Adopted	FY 24-25 Estimated Actual	FY 25-26 Proposed
Wages and Benefits	1,728,057	1,702,919	1,700,879	1,689,041
Operating Expenditures	212,826	187,290	176,459	212,290
Total Building	1,940,883	1,890,209	1,877,338	1,901,331



Department Purpose

The Engineering division develops master plans for the storm drain, transportation and culinary water systems within the City. Master plans take into account existing and future needs of the City. The Engineering division ensures that projects are constructed in accordance with City codes, plans and other appropriate industry specifications. The division manages the Capital Improvement Program (CIP) and oversees the designs, bids, and construction of CIP projects. In addition, the division addresses traffic concerns and issues within the City.

CORE PROGRAMS

1. Commercial & Residential Inspections

2. Commercial & Residential Plan Review

3. Property Maintenance

4. Building Permits

5. Signs and Banners

6. Compliance Business License/ Home Occupation Compliance




7. Fire Plan Review

8. Fire Inspection

Performance Measures

Strategic Priorities	Strategies & Guiding Principles	Performance Measures	2024 Actual	2025 Target	2026 Target
Reliable Public Infrastructure (RPI)	RPI-3 MAINTAINS and Operates quality public infrastructure	Maintain 95% or higher rating for first site plan reviews completed within 3 weeks, and subsequent reviews in 1 week	93.5%	93.40%	95%
		Maintain a pavement condition index of greater than 85	84	82.54	85
Safe Community (SC)	SC-2 RESPONDS to emergencies and calls for service and listens to concerns	Analyze and respond to traffic complaints within 4 weeks on average	2.44	3.2	4

Engineering at a Glance:

	Location: City Hall 1600 W. Towne Center Dr.		FY 2025-26 Budget: \$3,533,523		Full-Time Employees: 24
--	---	---	--	---	-----------------------------------

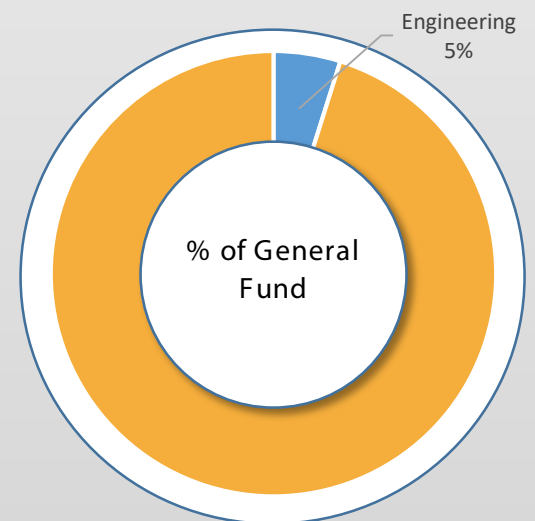
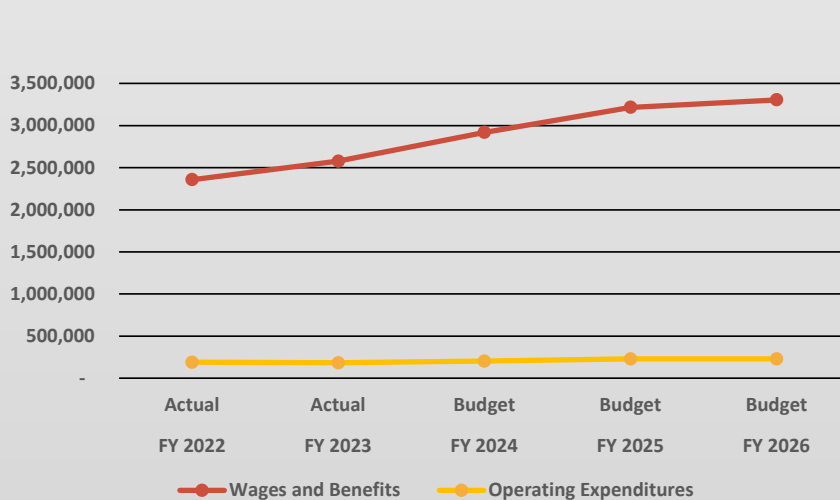
Engineering

Engineering Services

	FY 22-23	FY 23-24	FY 24-25	FY 25-26
Authorized Positions	Actual	Actual	Actual	Proposed
Director of Engineering/City Engineer	1	1	1	1
Deputy City Engineer/Transportation Engineer	1	1	1	1
Supervising Senior Engineer	2	2	2	2
Senior Engineer	2	2	2	2
Associate Director of Construction	0	0	1	1
Construction Manager	2	2	1	1
Engineering Inspector	5	5	5	6
Associate Engineer	2	2	2	2
Engineering Designer	1	1	1	1
UPDES Coordinator	0	0	1	1
Operations Manager	1	1	1	1
Survey Technician	1	1	1	0
Engineering Permit Technician	1	1	1	1
Administrative Assistant (I, II, III)	0	3	3	3
Executive Assistant	0	1	1	1
TOTAL	19	23	24	24

Summary of Expenditures By Category

	FY 23-24	FY 24-25	FY 24-25	FY 25-26
	Actual	Adopted	Estimated Actual	Proposed
Wages and Benefits	2,823,160	3,215,322	3,205,636	3,304,273
Operating Expenditures	203,634	229,250	210,981	229,250
Total Engineering	3,026,794	3,444,572	3,416,617	3,533,523





Planning

The Planning Department guides the planned physical development of the City in a manner that preserves the quality of life for South Jordan residents.

EXPENDITURES BY PROGRAM	2026 PROPOSED	2026 FTE	PAGE REFERENCE
1. Planning	\$976,677	7	105
TOTAL EXPENDITURES	\$976,677	7	

Planning

Department Purpose

The Planning Department guides the planned physical development of the City in a manner that preserves the quality of life for South Jordan residents, by ensuring that all new planning programs and development projects comply with the City's adopted General Plan. Advice and technical support is provided to the City Council and Planning Commission regarding the compliance of all development proposals with the City's Land Use and Development Codes. The department also provides information to assist residents in understanding the General Plan, Land Use Codes and Development Codes.




CORE PROGRAMS

1. Zoning Administration
2. Long Range Planning
3. Development Application Review & Processing
4. Plan Review and Inspection
5. Planning
6. Administration Planning Commission & Architectural Review Committee
7. Variance Application and Appeals Processing

Performance Measures

Strategic Priorities	Strategies & Guiding Principles	Performance Measures	2024 Actual	2025 Target	2026 Target
Sustainable Growth (SG)	SG-1 IMPLEMENTS effective policies and program to ensure the accomplishment of the General Plan and its related goals and objectives while using a variety of financial tools to ensure diverse and affordable housing types	Maintain 65% or higher rating for Planning & Zoning (source: Annual Community Survey)	60%	60%	65%
Balanced Regulatory Environment (BRE)	BRE-1 DEVELOPS effective, well-balanced and consistently applied ordinances and policies	Present at least 5 City Code amendments to the City Council annually that substantively clarify or change land use review procedures or regulations	1	5	5
Economic Development (ED)	ED-4 ESTABLISHES a predictable and efficient development process that fosters a high degree of collaboration and coordination within the community and with diverse stakeholders	Maintain annual average number of planning reviews on land use applications to less than 3 per application	1.7	1.66	3

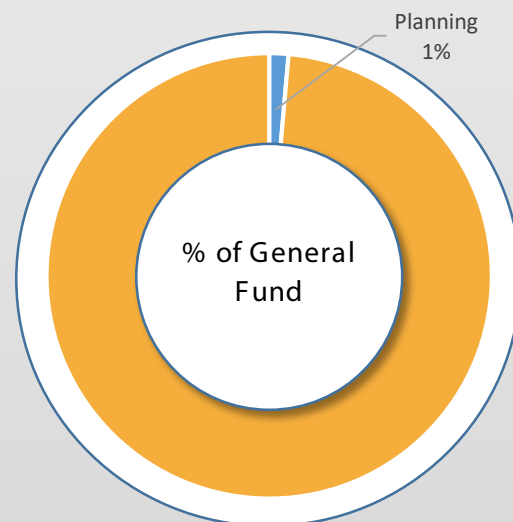
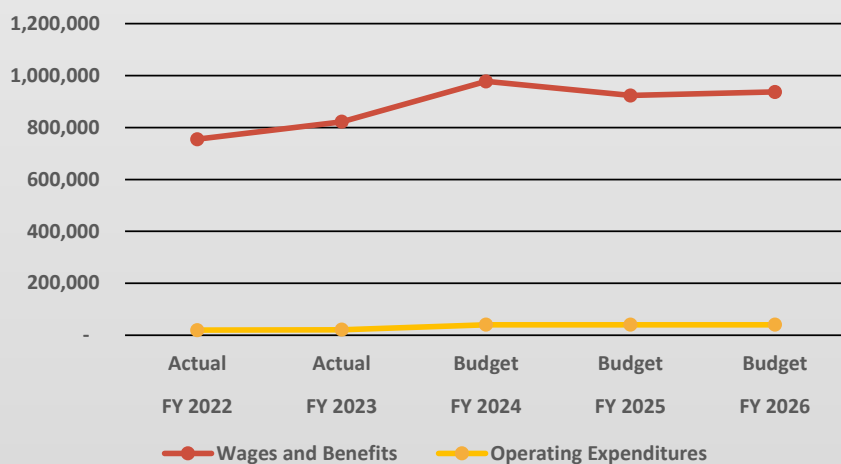
Planning at a Glance:

	Location: City Hall 1600 W. Towne Center Dr.		FY 2025-26 Budget: \$976,677		Full-Time Employees: 7
---	---	---	--	---	----------------------------------

Authorized Positions	FY 22-23	FY 23-24	FY 24-25	FY 25-26
	Actual	Actual	Actual	Proposed
Director of Planning	1	1	1	1
City Planner	1	1	1	1
Planner I/II/III	3	3	3	3
Development Services Assistant	1	0	0	0
Planning Permit Technician	1	1	1	1
Long Range Planning Analyst	1	1	1	1
TOTAL	8	7	7	7

Summary of Expenditures By Category

	FY 23-24	FY 24-25	FY 24-25	FY 25-26
	Actual	Adopted	Estimated Actual	Proposed
Wages and Benefits	870,488	923,223	910,257	936,795
Operating Expenditures	23,032	39,882	36,753	39,882
Total Planning	893,520	963,105	947,010	976,677



General Fund - Fire Department



Fire Department

The Fire Department provides innovative, high-quality, and efficient service with unwavering professionalism and reliability.

EXPENDITURES BY PROGRAM	2026 PROPOSED	2026 FTE	PAGE REFERENCE
1. Fire	\$13,472,293	93	108
TOTAL EXPENDITURES	\$13,472,293	93	

Department Purpose

As leaders in fire, rescue, and pre-hospital emergency medicine the South Jordan Fire Department provides innovative, high-quality, and efficient service with unwavering professionalism and reliability. Operating out of four stations, calls range from structure fires and emergency medical calls to specialized hazardous materials and technical rescue calls, as well as, inter-facility transfers between the South Jordan Health Center and the main University of Utah campus in Salt Lake City.

CORE PROGRAMS

1. Public Access AED

2. Fire Prevention Education

3. Annual Business Inspections

4. Community Education

5. Fire - EMS Emergency Service

6. Emergency

7. Ground Ambulance Service

8. Hazardous Materials Service




9. Technical Rescue Standby Service

10. Interfacility Ground Ambulance Service

Performance Measures

Strategic Priorities	Strategies & Guiding Principles	Performance Measures	2024 Actual	2025 Target	2026 Target
Safe Community (SC)	SC-1 PROTECTS the public while fostering personal safety and security while providing education throughout the community	Maintain an 86% or higher resident satisfaction for fire and emergency medical services (source: Annual Community Survey)	87%	85%	86%
		Develop a minimum of three (3) formal written Incident Action Plans annually, with clear direction and a comprehensive list of tactics, resources, and support needed to accomplish emergency readiness objectives in support of medium- and large-scale planned events within the City	4	4	3
	SC-2 RESPONDS to emergencies and calls for service and listens to concerns	Maintain annual median 911 Response time to less than 6.5 minutes	6.08	6.06	6.5
	SC-4 DELIVERS a safe and reliable public and private infrastructure system	Maintain ISO fire insurance rating at a 2 or lower	2	2	2

Fire at a Glance:

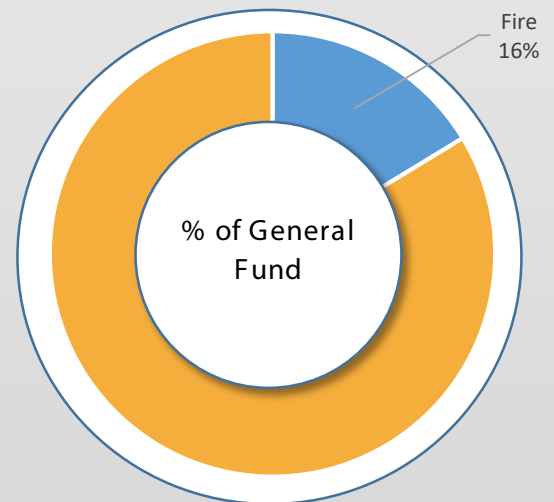
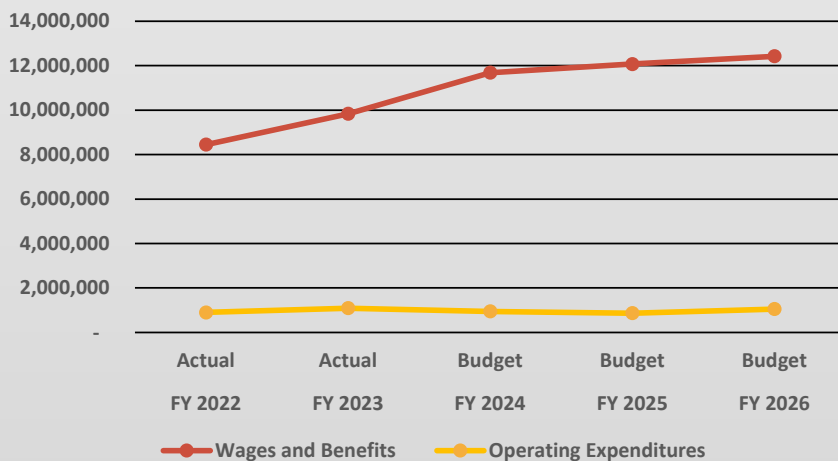
	Location: Public Safety 10655 S. Redwood Rd.		FY 2025-26 Budget: \$13,472,293		Full-Time Employees: 93
--	---	---	---	---	-----------------------------------

Fire Department

Authorized Positions	FY 22-23	FY 23-24	FY 24-25	FY 25-26
	Actual	Actual	Actual	Proposed
Fire Chief	1	1	1	1
Deputy Fire Chief	1	1	1	1
Administrative Division Chief	0	0	1	1
Battalion Chief	4	4	4	4
Fire Captain	13	13	14	14
Assistant Fire Marshal	0	0	1	1
Logistics Coordinator	1	1	0	0
Firefighter Paramedic	30	30	30	30
Firefighter Engineer	12	12	12	12
Firefighter Advanced EMT	27	27	27	27
Fire Admin Assistant	1	1	1	1
Fire Inspector	1	1	0	0
Emergency/Safety Manager	1	1	1	1
TOTAL	92	92	93	93

Summary of Expenditures By Category

	FY 23-24	FY 24-25	FY 24-25	FY 25-26
	Actual	Adopted	Estimated Actual	Proposed
Wages and Benefits	11,136,211	12,072,634	12,066,670	12,423,270
Operating Expenditures	1,207,260	868,096	998,691	1,049,023
Total Fire Department	12,343,471	12,940,730	13,065,361	13,472,293





Police Department

The Police Department is fully dedicated to providing professional police services through engaged community partnerships consistent with the values of South Jordan City.

EXPENDITURES BY PROGRAM	2026 PROPOSED	2026 FTE	PAGE REFERENCE
1. Police	\$15,152,618	92	111
TOTAL EXPENDITURES	\$15,152,618	92	

Police Department

Department Purpose

The Police Department is fully dedicated to providing an environment of safety, security, confidence, and well-being for all citizens who reside, conduct business, recreate or travel through or within the community. Police services are rendered with an emphasis on best practices and ongoing officer training in areas such as preservation of human life, crime prevention, criminal investigation and prosecution, traffic management, data collection and maintenance, public education, fiscal prudence, and creative problem solving. The Police Department also houses and provides administrative support for the Animal Control division.




CORE PROGRAMS

1. Police Administration
2. Criminal Investigation
3. Records Management
4. Crossing Guards
5. Training
6. Tactical Unit
7. Community Services
8. City Special Events
9. Patrol Operations
10. Traffic Enforcement
11. Traffic Investigations
12. K-9 Unit
13. Animal Code Enforcement
14. Animal Adoption

Performance Measures

Strategic Priorities	Strategies & Guiding Principles	Performance Measures	2024 Actual	2025 Target	2026 Target
Safe Community (SC)	SC-1 PROTECTS the public while fostering personal safety and security while providing education throughout the community	Maintain 82% or higher rating for police services (source: Annual Community Survey)	80%	79%	82%
		Maintain 75% or higher rating for Animal Control Services (source: Annual Community Survey)	73%	70%	75%
		Maintain annual number of dogs and cats rescued, adopted, and returned to owner at 300 or more	392	478	300
	SC-5 ENGAGES the entire community to share in the responsibility for its safety, health, and well-being	Conduct at least 12 community engagement forums (ie. Chat with the Chief, Crime Prevention, Scam Awareness etc.)	17	12	12

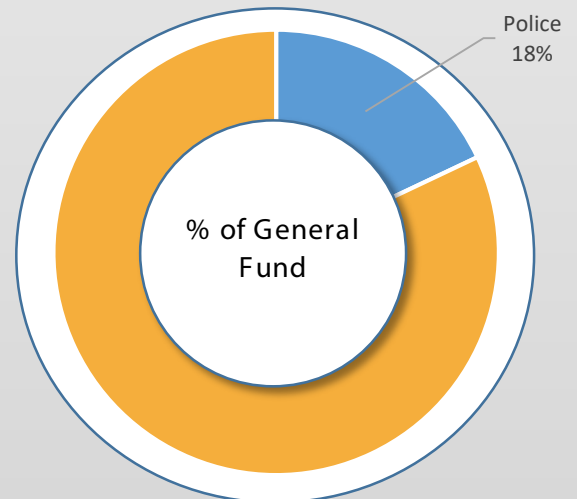
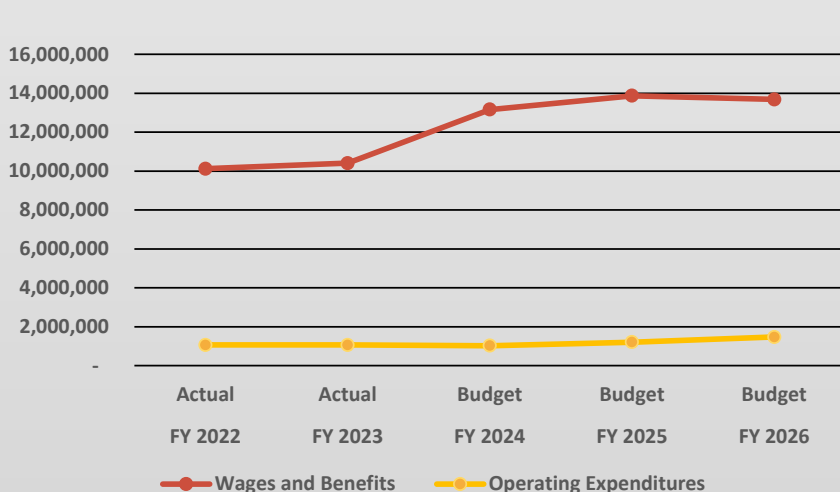
Police at a Glance:

	Location: Public Safety 10655 S. Redwood Rd.		FY 2025-26 Budget: \$15,152,618		Full-Time Employees: 92
---	---	---	---	---	-----------------------------------

	FY 22-23	FY 23-24	FY 24-25	FY 25-26
Authorized Positions	Actual	Actual	Actual	Proposed
Chief of Police	1	1	1	1
Deputy Police Chief	1	1	1	1
Police Lieutenant	3	4	4	4
Master/Senior/Police Officer	58	61	61	61
Community Service Officer	0	0	1	1
Police Sergeant	9	9	11	11
Technical Services Specialist	1	1	1	1
Property/Evidence Coordinator	1	1	1	1
Evidence Technician	1	1	1	1
Support Services Supervisor	1	1	1	1
Records Technician	2	2	2	2
Victim Advocate Coordinator	1	1	1	1
Victim Advocate	1	1	1	1
Police Administrative Assistant	1	1	1	1
Animal Control Officer	1	1	2	2
Animal Control Technician	1	1	1	1
Animal Control Supervisor	1	1	1	1
TOTAL	84	88	92	92

Summary of Expenditures By Category

	FY 23-24	FY 24-25	FY 24-25	FY 25-26
	Actual	Adopted	Estimated Actual	Proposed
Wages and Benefits	11,487,069	13,869,528	13,603,557	13,682,020
Operating Expenditures	1,123,626	1,209,201	1,301,382	1,470,598
Total Police Department	12,610,694	15,078,729	14,904,939	15,152,618



General Fund - Public Works



Public Works

The Public Works Department provides leadership and administrative support for Fleet, Parks, Cemetery, Street Lighting and the Streets divisions.

EXPENDITURES BY PROGRAM	2026 PROPOSED	2026 FTE	PAGE REFERENCE
1. Public Works Admin	\$1,349,123	9	114
2. Fleet	\$1,614,467	6	116
3. Parks	\$4,623,946	33	118
4. Cemetery	\$476,279	3	120
5. Streetlighting	\$492,095	2	122
6. Streets	\$2,676,499	22	124
TOTAL EXPENDITURES	\$11,232,409	75	

Department Purpose

Public Works Administration consists of one director, two associate directors, and three administrative support positions. Public Works Admin oversees the following divisions: Streets, Street Lighting, Cemetery, Water, Secondary Water, Storm Water, Sanitation and Fleet Management.

CORE PROGRAMS

1. Department Strategic Planning

2. Budget Oversight

3. Safety Program

4. Performance Management

5. Policy & Procedure Administration

6. Division Operations Support

Performance Measures

Strategic Priorities	Strategies & Guiding Principles	Performance Measures	2024 Actual	2025 Target	2026 Target
Reliable Public Infrastructure (RPI)	RPI-3 MAINTAINS and OPERATES quality public infrastructure	Maintain 80% or higher rating on developing and maintaining reliable utility systems, transportation needs and facilities (source: Annual Community Survey)	78%	71%	80%

Public Works Admin at a Glance:

	Location: City Hall 10996 S. Redwood Rd.		FY 2025-26 Budget: \$1,349,123		Full-Time Employees: 9
--	--	---	-----------------------------------	---	---------------------------

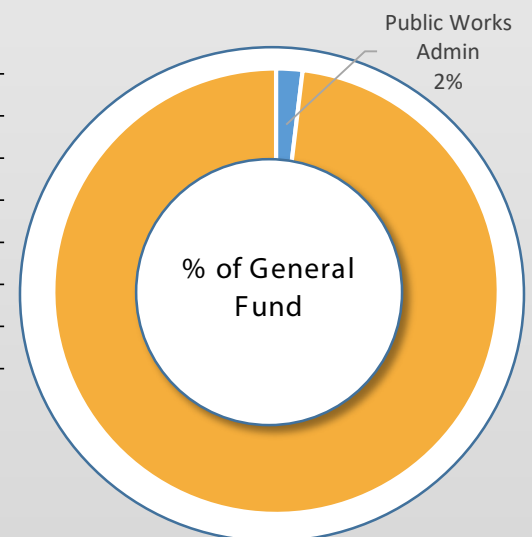
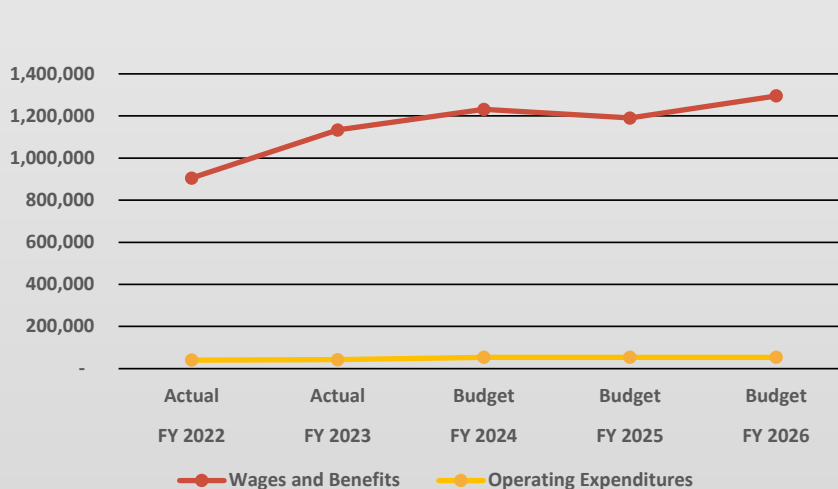
Public Works Admin

Public Works

Authorized Positions	FY 22-23 Actual	FY 23-24 Actual	FY 24-25 Actual	FY 25-26 Proposed
Director of Public Works	1	1	1	1
Associate Director of Public Works	3	3	3	3
Project Foreman	1	1	1	1
Public Works Maintenance Worker	0	0	1	1
Public Works Operations Manager	1	1	1	1
Public Works Customer Service Assistant	2	2	2	2
TOTAL	8	8	9	9

Summary of Expenditures By Category

	FY 23-24 Actual	FY 24-25 Adopted	FY 24-25 Estimated Actual	FY 25-26 Proposed
Wages and Benefits	1,075,669	1,189,609	1,148,320	1,295,161
Operating Expenditures	34,962	53,962	39,857	53,962
Total Public Works Admin	1,110,630	1,243,571	1,188,177	1,349,123



Department Purpose

The Fleet division is an internal support team providing repair and maintenance for all city vehicles and equipment. Fleet currently maintains and repairs over 326 vehicles and large equipment, as well as numerous small equipment and hand tools. The Fleet division also manages a fuel station located in the Public Works maintenance yard.

CORE PROGRAMS

1. Fleet Repairs

2. Fleet Acquisition

3. Surplus Replacement

4. Fleet Preventative Maintenance




5. Fleet Warranty Administration

6. Bulk Fuel Acquisition and Fuel Site Management

Performance Measures

Strategic Priorities	Strategies & Guiding Principles	Performance Measures	2024 Actual	2025 Target	2026 Target
Fiscally Responsible Governance (FRG)	FRG-3 Resource Alignment PROTECTS, manages, optimizes and invests in its human, financial, physical and technology resources to ensure alignment with planning and budget	Maintain a comeback rate of 1% or less. (This means that of vehicles released back for service, no more than 1% should return to the mechanics for the same issue.)	0.57%	0.29%	1%
		Maintain average age of fleet at 5.5 years	6.23	6.51	5.5

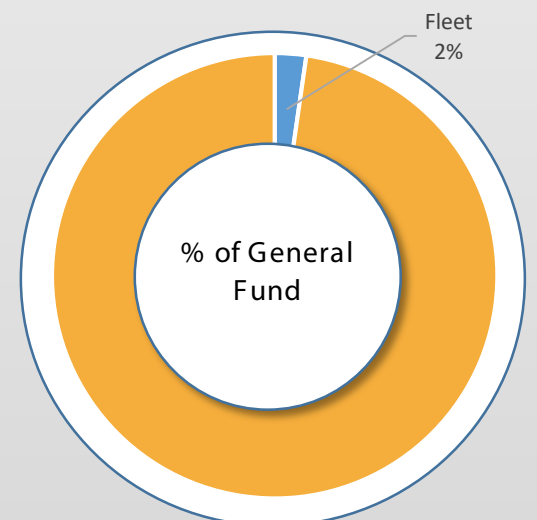
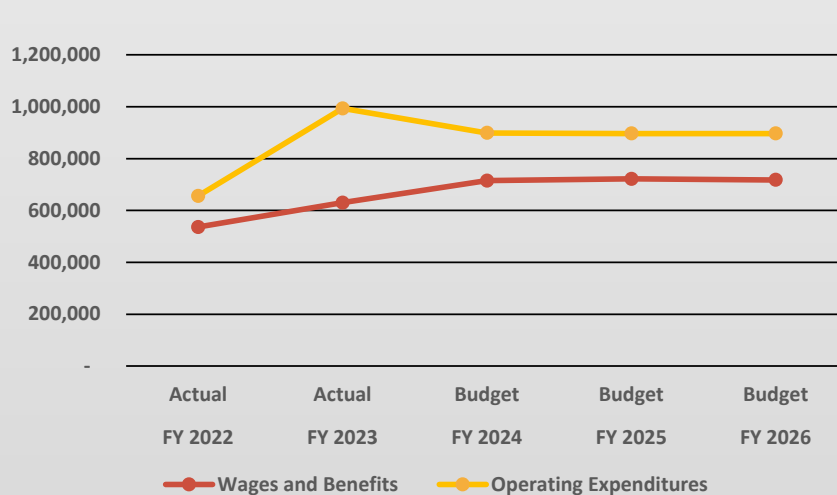
Fleet at a Glance:

	Location: Municipal Services 10996 S. Redwood Rd.		FY 2025-26 Budget: \$1,614,467		Full-Time Employees: 6
--	--	---	--	---	----------------------------------

Authorized Positions	FY 22-23 Actual	FY 23-24 Actual	FY 24-25 Actual	FY 25-26 Proposed
Fleet Manager	1	1	1	1
Mechanic	4	4	4	4
Fleet Assistant	1	1	1	1
TOTAL	6	6	6	6

Summary of Expenditures By Category

	FY 23-24 Actual	FY 24-25 Adopted	FY 24-25 Estimated Actual	FY 25-26 Proposed
Wages and Benefits	663,913	721,919	698,650	717,688
Operating Expenditures	936,926	896,779	866,700	896,779
Total Fleet	1,600,839	1,618,698	1,565,350	1,614,467



Department Purpose

The Parks, Trails and Open Space division provides maintenance to over 400 acres of park space which includes 40 parks with maintenance for the following items: playgrounds, restrooms, pavilions, tennis courts, basketball courts, volleyball courts, pickleball courts and drinking fountains, along with maintenance of recreational sport fields (baseball/softball, football).

CORE PROGRAMS

1. Parks Maintenance

2. Parks Planning

3. Tree Management & Maintenance

4. Snow Plowing

5. Trails & Open Space Maintenance

6. Arbor Day

Celebration/Tree Planting Events

7. Event Support




8. Streetscape Maintenance

9. Holiday Lights

Performance Measures

Strategic Priorities	Strategies & Guiding Principles	Performance Measures	2024 Actual	2025 Target	2026 Target
Desirable Amenities & Open Space (DAOS)	DAOS-4 OFFERS a variety of park amenities, recreation and art programs, and community events, for all ages and abilities	Maintain 82% or higher rating for Parks & Open Space (source: Annual Community Survey)	81%	80%	82%
	DAOS-2 MAINTAINS and operates a quality parks, trails and recreation system	Maintain 80% or higher rating on creating accessible parks, trails, recreation, and open spaces (source: Annual Community Survey)	85%	86%	81%

Parks at a Glance:

	Location: Municipal Services 10996 S. Redwood Rd.		FY 2025-26 Budget: \$4,623,946		Full-Time Employees: 33
--	--	---	--	---	-----------------------------------

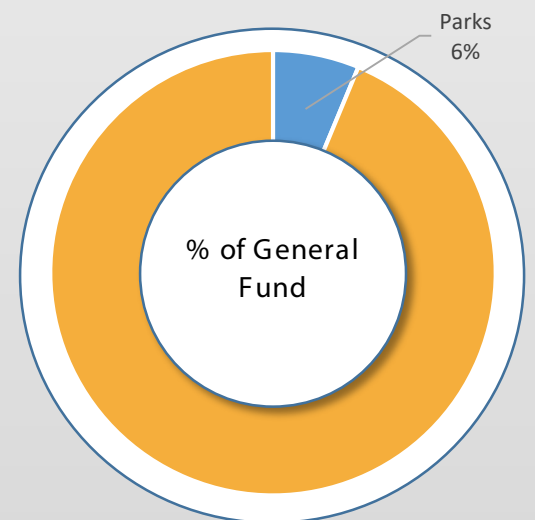
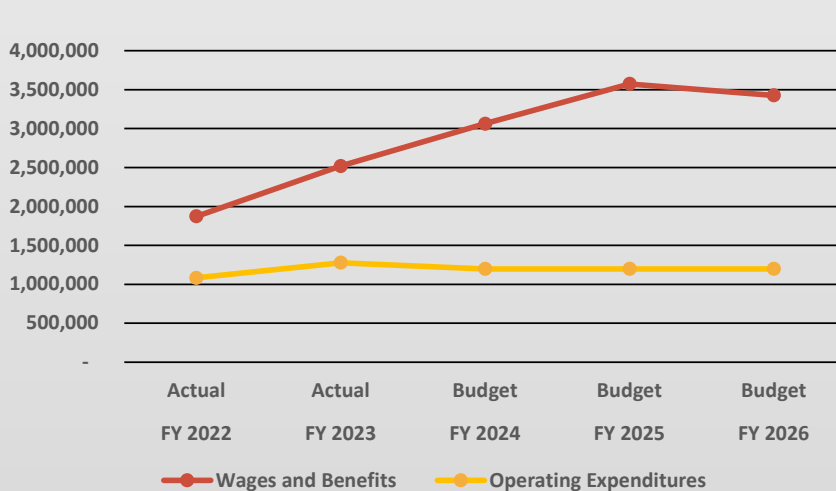
Parks

Public Works

	FY 22-23	FY 23-24	FY 24-25	FY 25-26
Authorized Positions	Actual	Actual	Actual	Proposed
Parks Manager	1	1	1	1
Sportsfield Coordinator	0	0	1	1
Forestry & Open Space Coordinator	0	0	1	1
Parks Maintenance Supervisor	5	5	3	3
Parks Strip Supervisor	1	1	1	1
Parks Events Support Supervisor	0	0	1	1
Parks Maintenance Worker (I,II,III)	23	23	25	25
TOTAL	30	30	33	33

Summary of Expenditures By Category

	FY 23-24	FY 24-25	FY 24-25	FY 25-26
	Actual	Adopted	Estimated Actual	Proposed
Wages and Benefits	3,012,652	3,573,900	3,140,788	3,426,341
Operating Expenditures	1,217,532	1,197,605	1,135,536	1,197,605
Total Parks	4,230,184	4,771,505	4,276,324	4,623,946



Department Purpose

Every effort is made to maintain the cemetery with the respect and deserved of the deceased. Our staff works with funeral directors and the public to ensure the burial portion of the death process is handled professionally and with compassion for each individual's needs.

CORE PROGRAMS

1.

Facilities Maintenance

2.

Grounds Maintenance

3.

Burial Services

4.

Memorial Day




5.

Cemetery Administration

Performance Measures

Strategic Priorities	Strategies & Guiding Principles	Performance Measures	2024 Actual	2025 Target	2026 Target
Desirable Amenities & Open Space (DAOS)	DAOS-2 MAINTAINS and operates a quality parks, trails and recreation system	Maintain cemetery at a level one service (weekly mowing and maintaining) 100% of the year	85%	100%	100%
	DAOS-3 PRESERVES the community's heritage and culture for today's and future generations	Provide annual Memorial Day celebration event	1	1	1

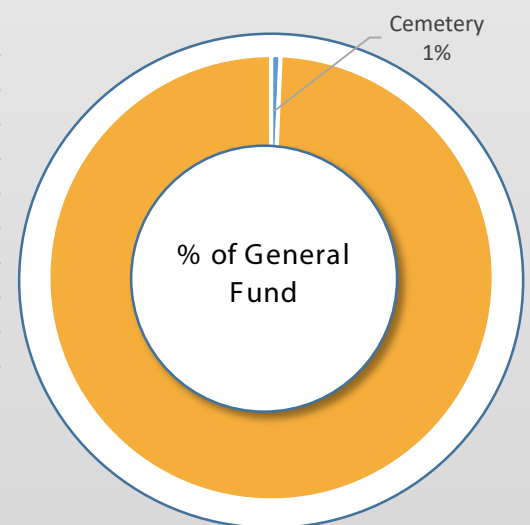
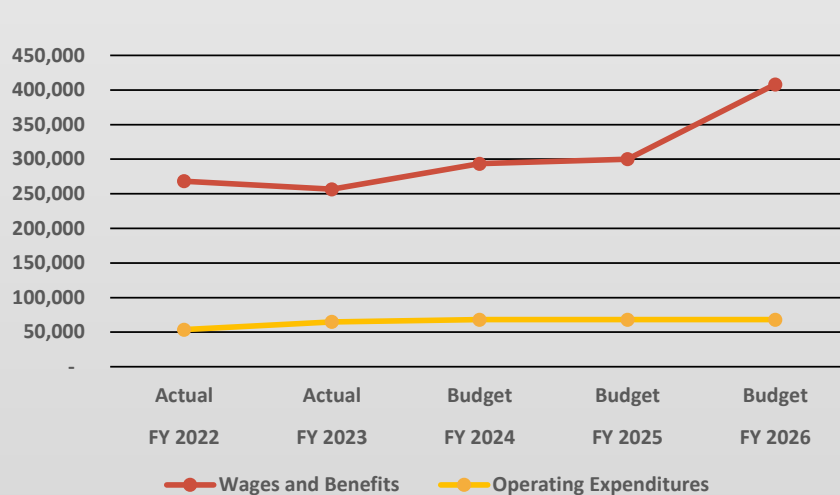
Cemetery at a Glance:

	Location: Municipal Services 10996 S. Redwood Rd.		FY 2025-26 Budget: \$476,279		Full-Time Employees: 3
--	--	---	--	---	----------------------------------

Authorized Positions	FY 22-23 Actual	FY 23-24 Actual	FY 24-25 Actual	FY 25-26 Proposed
Cemetery Sexton	1	1	1	1
Cemetery Maintenance Worker	2	2	2	2
TOTAL	3	3	3	3

Summary of Expenditures By Category

	FY 23-24 Actual	FY 24-25 Adopted	FY 24-25 Estimated Actual	FY 25-26 Proposed
Wages and Benefits	294,119	372,115	347,103	408,152
Operating Expenditures	66,669	68,127	51,515	68,127
Total Cemetery	360,788	440,242	398,618	476,279



Note: Part-time moved from Streets to Cemetery.

Department Purpose

The Streetlight division manages and maintains over 6,800 street lights within the City and growing at a rate of approximately 150 additional street lights each year. The Streetlight division employees assist all City departments with electrical installing, changes and repairs in City buildings. Additionally, the division coordinates with Rocky Mountain Power to maintain an additional 830 street lights.

CORE PROGRAMS

1. Street Light Maintenance

2. Blue Staking Infrastructure




3. Holiday Lights and Banners

4. City Wide Electrical Support

Performance Measures

Strategic Priorities	Strategies & Guiding Principles	Performance Measures	2024 Actual	2025 Target	2026 Target
Safe Community (SC)	SC-4 DELIVERS a safe and reliable public and private infrastructure system	Maintain 78% or higher rating for Street Lighting services <i>(source: Annual Community Survey)</i>	75%	73%	78%
		Increase percentage of functioning streetlights to 100%	99%	95%	100%
Reliable Public Infrastructure (RPI)	RPI-3 MAINTAINS and OPERATES quality public infrastructure	Maintain 95% or higher annual percentage of street lights repaired within 3 days of request	100%	100%	95%

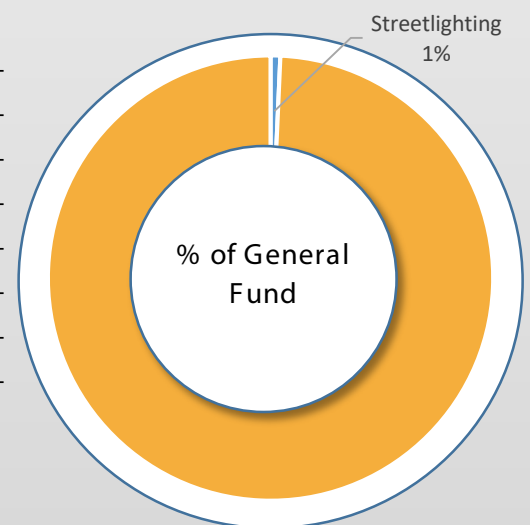
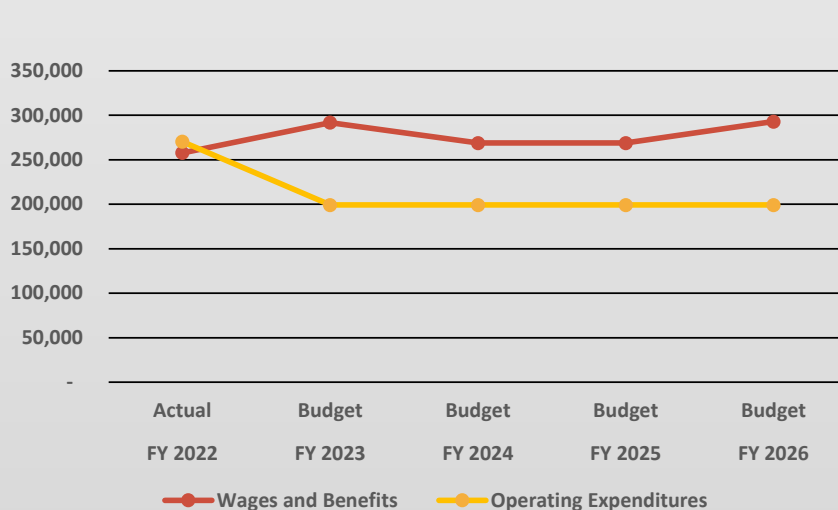
Streetlighting at a Glance:

	Location: Municipal Services 10996 S. Redwood Rd.		FY 2025-26 Budget: \$492,095		Full-Time Employees: 2
--	--	---	--	---	----------------------------------

Authorized Positions	FY 22-23 Actual	FY 23-24 Actual	FY 24-25 Actual	FY 25-26 Proposed
Electrician	1	1	1	1
Maintenance Electrician	2	1	1	1
TOTAL	3	2	2	2

Summary of Expenditures By Category

	FY 23-24 Actual	FY 24-25 Adopted	FY 24-25 Estimated Actual	FY 25-26 Proposed
Wages and Benefits	274,221	268,796	268,440	292,892
Operating Expenditures	188,966	199,203	200,751	199,203
Total Streetlighting	463,186	467,999	469,191	492,095



Department Purpose

The Streets division maintains roads, sidewalks, street signs and provides graffiti removal and snow removal. The Streets division services are rendered with an emphasis on best management practices, Federal requirements along with trained personnel in all related areas such as preservation of pedestrian safety, roadway striping, concrete and asphalt preservation programs, equipment maintenance, traffic management, data collection and reporting and creative problem solving.



CORE PROGRAMS

1. Street Sign Maintenance
2. City Wide Street Striping
3. Snow Plowing
4. Road and Bridge/Culvert Maintenance
5. Sidewalk, Curb and Gutter Maintenance
6. Right of Way (ROW) Weed Control
7. Collector Street Fencing Maintenance
8. Event Support
9. City Wide Fabrication

Performance Measures

Strategic Priorities	Strategies & Guiding Principles	Performance Measures	2024 Actual	2025 Target	2026 Target
Reliable Public Infrastructure (RPI)	RPI-3 MAINTAINS and OPERATES quality public infrastructure	Maintain 80% or higher rating for Surface Maintenance Services (source: Annual Community Survey)	69%	68%	80%
		Increase pot holes repaired within 2 days of request to 100%	100%	100%	100%
		Increase street signs repaired within 1 day of request to 100%	100%	100%	100%
		Maintain 80% or higher rating for Sidewalk Maintenance Services (source: Annual Community Survey)	70%	68%	70%
		Replace and repair at least 25,000 square feet of sidewalk annually	27,913	43,337	25,000
Safe Community (SC)	SC-4 DELIVERS a safe and reliable public and private infrastructure system	Maintain 80% or higher rating for Snow Removal Services (source: Annual Community Survey)	72%	73%	80%

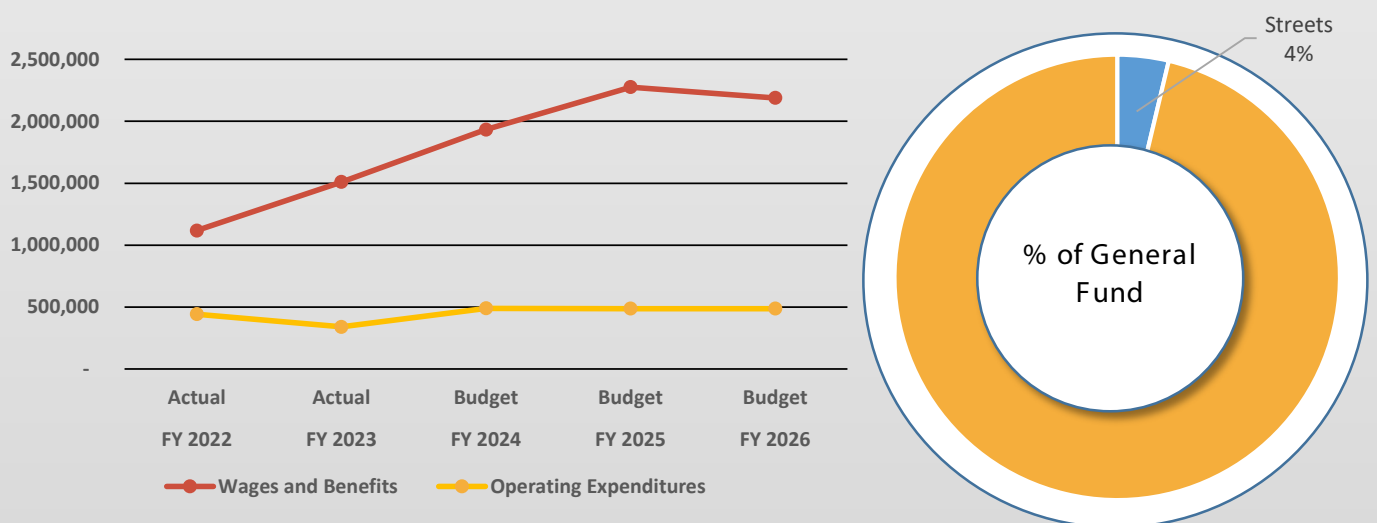
Streets at a Glance:

	Location: Municipal Services 10996 S. Redwood Rd.		FY 2025-26 Budget: \$2,676,499		Full-Time Employees: 22
--	--	---	--	---	-----------------------------------

Authorized Positions	FY 22-23 Actual	FY 23-24 Actual	FY 24-25 Actual	FY 25-26 Proposed
Streets/Storm Water Manager	1	1	1	1
Streets Maintenance Supervisor	3	3	5	5
Streets Maintenance Worker (I,II,III)	15	15	15	15
Blue Stake Technician III	0	0	1	1
TOTAL	19	19	22	22

Summary of Expenditures By Category

	FY 23-24 Actual	FY 24-25 Adopted	FY 24-25 Estimated Actual	FY 25-26 Proposed
Wages and Benefits	1,730,480	2,204,317	1,932,327	2,189,453
Operating Expenditures	435,211	487,046	381,874	487,046
Total Streets	2,165,691	2,691,363	2,314,201	2,676,499



Note: Part-time moved from Streets to Cemetery.



Office of the City Attorney

The Office of the City Attorney provides a full-scope of in-house legal counsel services to and on behalf of the City of South Jordan, a Utah municipal corporation; it does not represent or provide legal services to individual citizens or businesses.

EXPENDITURES BY PROGRAM	2026 PROPOSED	2026 FTE	PAGE REFERENCE
1. Office of the City Attorney	\$1,474,362	6	127
TOTAL EXPENDITURES	\$1,474,362	6	

Office of the City Attorney

Department Purpose

The Office of the City Attorney, under the independent direction of the City Attorney, provides a full scope of in-house legal counsel services including general counsel and transactional advice, risk management, litigation, representation, outside counsel oversight, criminal prosecution, government relations, and legislative representation services to the City corporation, the City Council, the City administration, and the City's affiliated entities and personnel.




CORE PROGRAMS

1. Internal Legal Support - Document Review
2. Internal Legal Support - Civil Case Management
3. Internal Legal Support - Criminal Case Management
4. State and Federal Legislative Affairs
5. Intergovernmental Affairs

Performance Measures

Strategic Priorities	Strategies & Guiding Principles	Performance Measures	2024 Actual	2025 Target	2026 Target
Balanced Regulatory Environment (BRE)	BRE-1 DEVELOPS effective, well-balanced and consistently applied ordinances and policies	Maintain 80% or higher rating on establishing laws that maintain an orderly community without being overly burdensome (<i>source: Annual Community Survey</i>)	80%	78%	80%
Fiscally Responsible Governance (FRG)	FRG-6 Vision & Planning SUPPORTS decision-making with timely and accurate short-term and long-range analysis that enhances vision and planning	Maintain 75% or higher rating on implementing government policies to efficiently use city resources (<i>source: Annual Community Survey</i>)	75%	72%	75%

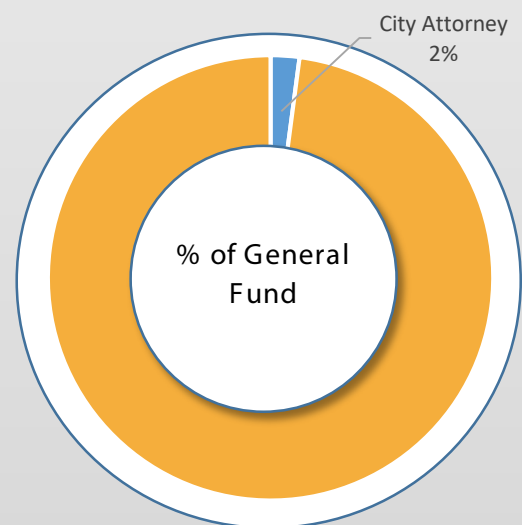
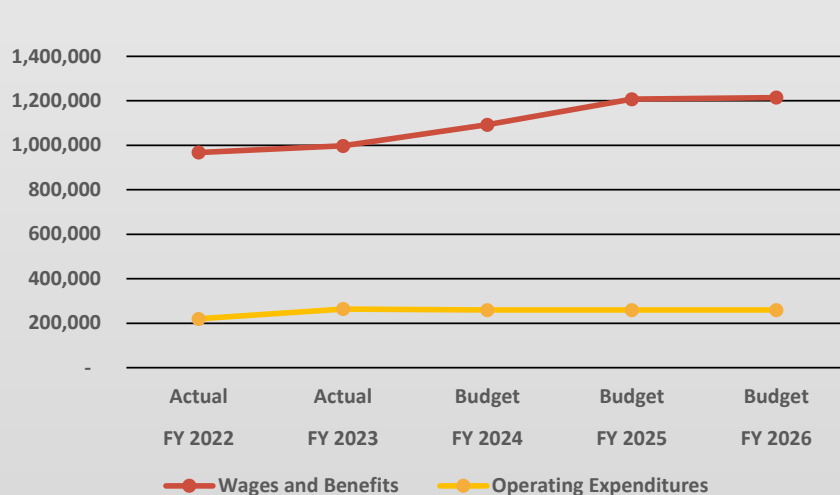
City Attorney at a Glance:

	Location: City Hall 1600 W. Towne Center Dr.		FY 2025-26 Budget: \$1,474,362		Full-Time Employees: 6
---	---	---	--	---	----------------------------------

Authorized Positions	FY 22-23	FY 23-24	FY 24-25	FY 25-26
	Actual	Actual	Actual	Proposed
City Attorney	1	1	1	1
Assistant City Attorney	2	2	3	3
Staff Attorney	1	1	0	0
Paralegal	1	1	1	1
Legal Assistant	1	1	1	1
TOTAL	6	6	6	6

Summary of Expenditures By Category

	FY 23-24	FY 24-25	FY 24-25	FY 25-26
	Actual	Adopted	Estimated Actual	Proposed
Wages and Benefits	1,091,522	1,207,561	1,201,786	1,214,921
Operating Expenditures	283,521	259,441	222,403	259,441
Total Office of the City Attorney	1,375,043	1,467,002	1,424,189	1,474,362



Special Revenue Funds

Used to account for specific revenues that are legally restricted to expenditure for a particular purpose.

RDA

The RDA fund is used to account for the activities of the Redevelopment Agency. The Agency is an entity established to further public response in the redevelopment of particular City areas.

CDBG

The CDBG fund is used to account for the revenues received by the City as a grantee participant in the Community Development Block Grant Program.

IFT

The Interfacility Transfers fund is used to account for activities related to interfacility ambulance services provided by the Fire Department.

Storm Drain

The Storm Drain fund is used to track revenue from a monthly fee paid by City residents for the maintenance of the City's storm drain system.

Special Revenue Fund Summary



	Prior Year Actual FY 23-24	Adopted Budget FY 24-25	Estimated Actual FY 24-25	Proposed Budget FY 25-26
REVENUES				
RDA Project Area Increment	\$750,563	\$4,960,000	\$2,398,051	\$5,075,000
RDA Housing	153,862	875,000	692,513	747,500
CDA Project Area Increment	1,407,710	7,200,000	4,767,796	8,000,000
Grant Revenue (CDBG)	448,473	240,000	230,992	220,000
Intergovernmental Revenue	10,793,278	0	906,560	0
User Fees	6,191,916	6,145,165	6,170,634	6,230,594
Admin. Fees	120,000	120,000	120,000	120,000
Investment Earnings	1,711,260	42,000	1,612,590	344,000
Other Miscellaneous	19,924	13,000	21,550	13,000
Total Special Revenue Fund Revenue	21,596,986	19,595,165	16,920,686	20,750,094
TRANSFERS IN AND USE OF FUND BALANCE				
Transfers In	125,000	125,000	125,000	30,000
Use of Fund Balance	0	9,960,456	0	9,537,500
Total Transfers In and Use of Fund Balance	125,000	10,085,456	125,000	9,567,500
Total Rev, Trans in, and Use of Fund Balance	21,721,986	29,680,621	17,045,686	30,317,594
EXPENDITURES				
Wages and Benefits	1,735,872	2,002,063	1,972,115	1,631,888
Operating Expenditures	2,219,031	2,069,058	2,057,643	2,469,202
Project Expenditures	4,581,974	16,244,400	5,102,795	15,892,619
Total Special Revenue Fund Expenditures	8,536,877	20,490,521	9,132,553	19,993,709
TRANSFERS OUT AND CONTRIBUTION TO FUND BALANCE				
Transfers Out	6,284,371	2,822,769	2,822,769	4,119,778
Contribution to Fund Balance	6,900,739	6,367,331	5,090,364	6,204,107
Total Transfers Out and Contribution to Fund Balance	13,185,110	9,190,100	7,913,133	10,323,885
Total Exp, Trans Out, and Cont to Fund Balance	21,721,986	29,680,621	17,045,686	30,317,594

Redevelopment Agency

Special Revenue

Department Purpose

The Redevelopment Agency exists to improve blighted areas of South Jordan and encourage economic development. The Redevelopment Agency works with City staff to maintain RDA, CDA and EDA projects and areas.



CORE PROGRAMS

1. Provide Administration of the Redevelopment Agency

Project Areas

Area #	Project Title	Trigger Year	Completion Year
1	Towers at South Towne	1992	Completed
2	The Landings (Harmon's)	2002	Completed
3	South Gate	1999	Completed
4	South Gateway (Ultradent)	2001	Completed
5	South Jordan Parkway	2001	Completed
6	South I-15 Frontage Road	2006	2030
7	North Jordan Gateway	2003	Completed
8	South Jordan Towne Center	2005	Completed
9	Gateway Central	2017	2031
10	The District	2006	Completed
11	Merit Medical	2007	2036

RDA at a Glance:

	Location: City Hall 1600 W. Towne Center Dr.		FY 2025-26 Budget: \$5,225,000
---	---	---	--

	Prior Year Actual FY 23-24	Adopted Budget FY 24-25	Estimated Actual FY 24-25	Proposed Budget FY 25-26
Revenues				
Project #1 Towers Increment	\$189,085	\$0	\$0	\$0
Project #6 South I-15 Frontage	93,930	830,000	329,442	900,000
Project #9 Gateway Central	248,373	2,300,000	1,139,815	2,250,000
Project #11 Merit Medical	219,176	1,830,000	928,794	1,925,000
Intergovernmental Revenue	3,713,904	0	906,560	0
Admin. Fee - CDA	120,000	120,000	120,000	120,000
Investment Earnings	130,203	30,000	130,652	30,000
Total Revenues	4,714,671	5,110,000	3,555,263	5,225,000
Transfers In and Use of Fund Balance				
Use of Fund Balance	0	0	0	0
Total Transfers In and Use of Fund Balance	0	0	0	0
Total Rev, Trans in, and Use of Fund Balance	4,714,671	5,110,000	3,555,263	5,225,000
Operating Expenditures				
Operating Expenditures	363,700	544,684	348,930	559,409
Total Operating Expenditures	363,700	544,684	348,930	559,409
Project Expenditures				
Tax Increment Commitments	1,549,094	1,374,400	1,358,263	1,880,619
Total Project Expenditures	1,549,094	1,374,400	1,358,263	1,880,619
Transfers Out and Contribution to Fund Balance				
Transfer to CDA	125,000	125,000	125,000	30,000
Transfer to Debt Service Fund	763,625	0	0	0
Transfer to SID	1,214,450	1,213,950	1,213,950	1,216,450
Transfer to General Fund	19	25,000	25,000	25,000
Contribution to Fund Balance	698,783	1,826,966	484,120	1,513,522
Total Transfers Out and Contribution to Fund Balance	2,801,877	3,190,916	1,848,070	2,784,972
Total Exp, Trans Out, and Cont to Fund Balance	4,714,671	5,110,000	3,555,263	5,225,000

Notes to the Redevelopment Agency Fund:

RDA/CDA Tax Increment Revenue - The City's RDA/CDA budgets are based on tax increment calculations submitted by the City to Salt Lake County in the prior year. For the 2025-2026 budget year, calculations were submitted to Salt Lake County in November 2024. Calculations submitted to the County are the best estimates available at the time and are based on current property values (which do not include growth).

RDA Expenditures - Major expenditures include tax increment commitments within the projects areas.

Department Purpose



The RDA Housing division invests obligatory funds toward improving housing within the City. Housing funds can be used for a variety of purposes, including (but not limited to): infrastructure, affordable housing projects, senior housing, interest rate buy-downs, and contributions to the Olene Walker Housing fund.

CORE PROGRAMS

- 1. RDA Housing Initiatives



RDA Housing at a Glance:

	Location: City Hall 1600 W. Towne Center Dr.		FY 2025-26 Budget: \$10,535,000
---	---	---	---

	Prior Year Actual FY 23-24	Adopted Budget FY 24-25	Estimated Actual FY 24-25	Proposed Budget FY 25-26
Revenues				
Housing Revenue	\$153,862	\$875,000	\$692,513	\$747,500
Intergovernmental Revenue	912,541	0	0	0
Investment Earnings	784,375	0	750,476	250,000
Total Revenues	1,850,777	875,000	1,442,989	997,500
Transfers In and Use of Fund Balance				
Use of Fund Balance	0	9,960,456	0	9,537,500
Total Transfers In and Use of Fund Balance	0	9,960,456	0	9,537,500
Total Rev, Trans in, and Use of Fund Balance	1,850,777	10,835,456	1,442,989	10,535,000
Operating Expenditures				
Operating Expenditures	150,000	175,000	168,000	175,000
Total Operating Expenditures	150,000	175,000	168,000	175,000
Project Expenditures				
Housing Expenses	1,473	10,470,000	138,850	10,110,000
Total Project Expenditures	1,473	10,470,000	138,850	10,110,000
Transfers Out and Contribution to Fund Balance				
Transfer to General Fund	163,336	190,456	190,456	250,000
Contribution to Fund Balance	1,535,969	0	945,683	0
Total Contribution to Fund Balance	1,699,305	190,456	1,136,139	250,000
Total Exp, Trans Out, and Cont to Fund Balance	1,850,777	10,835,456	1,442,989	10,535,000

Notes to RDA Housing Fund:

RDA Housing Tax Increment Revenue - The City's RDA housing budget is based on tax increment calculations submitted by the City to Salt Lake County in the prior year. For the 2025-2026 budget year, calculations were submitted to Salt Lake County in November 2024. Calculations submitted to the County are the best estimates available at the time and are based on current property values (which do not include growth). per state law, 20 percent of the tax increment generated by new economic or redevelopment project areas must be used to encourage the development of housing.

RDA Housing Expenditures - The City is currently accumulating housing funds for future housing projects. The City has formally adopted a housing plan which has been submitted to the state. Housing funds can be used for a variety of purposes, including (but not limited to): Infrastructure, affordable housing projects, senior housing, interest rate buy-downs, and contributions to the Olene Walker Housing Fund.

Department Purpose

The CDA fund includes projects #12 Commerce Park, #13 South Station, #14 Tim Dahle Nissan, and #15 Riverton Chevrolet. It is part of the general RDA efforts of the City. The Redevelopment Agency exists to improve blighted areas of South Jordan and encourage economic development.



CORE PROGRAMS

1. Provides Administration of the Redevelopment Agency

Project Areas

Area #	Project Title	Trigger Year	Completion Year
12	Commerce Park	2010	2029
13	South Station	2010	2029
14	Tim Dahle Nissan	2015	2026
15	Riverton Chevrolet	2016	2025

CDA at a Glance:

	Location: City Hall 1600 W. Towne Center Dr.		FY 2025-26 Budget: \$8,030,000
---	---	---	--

	Prior Year Actual FY 23-24	Adopted Budget FY 24-25	Estimated Actual FY 24-25	Proposed Budget FY 25-26
Revenues				
Project #12 Commerce Park	\$790,891	\$5,000,000	\$3,423,514	\$5,500,000
Project #13 South Station	616,819	2,200,000	1,344,282	2,500,000
Intergovernmental Revenue	6,166,833	0	0	0
Investment Earnings	709,047	0	644,007	0
Total Revenues	8,283,590	7,200,000	5,411,803	8,000,000
Transfers In and Use of Fund Balance				
Transfer from RDA	125,000	125,000	125,000	30,000
Use of Fund Balance	0	0	0	0
Total Transfers In and Use of Fund Balance	125,000	125,000	125,000	30,000
Total Rev, Trans in, and Use of Fund Balance	8,408,590	7,325,000	5,536,803	8,030,000
Operating Expenditures				
Operating Expenditures	120,000	120,000	120,000	120,000
Infrastructure Maintenance	49,291	50,000	20,282	0
Total Operating Expenditures	169,291	170,000	140,282	120,000
Project Expenditures				
Tax Increment Commitments	2,668,798	3,950,000	3,155,682	3,630,000
Total Project Expenditures	2,668,798	3,950,000	3,155,682	3,630,000
Transfers Out and Contribution to Fund Balance				
Transfer to Capital Equipment	0	300,000	300,000	0
Transfer to General CIP	1,250,000	300,000	300,000	1,000,000
Contribution to Fund Balance	4,320,502	2,605,000	1,640,839	3,280,000
Total Contribution to Fund Balance	5,570,502	3,205,000	2,240,839	4,280,000
Total Exp, Trans Out, and Cont to Fund Balance	8,408,590	7,325,000	5,536,803	8,030,000

Notes to CDA Fund:

RDA/CDA Tax Increment Revenue - The City's RDA/CDA budgets on tax increment calculations submitted by the City to Salt Lake County in the prior year. For the 2025-2026 budget year, calculations were submitted to Salt Lake County in November 2024. Calculations submitted to the County are the best estimates available at the time and are based on current property values (which do not include growth).

CDA Expenditures - The major expenditures is tax increment commitments within the project areas.

Community Development Block Grant

Special Revenue

Department Purpose



The City administers Community Development Block Grant (CDBG) Funds received from the U.S. Department of Housing and Urban Development (HUD). With the population reported by the Census, the City became eligible to receive CDBG funds directly from HUD. Annual funds received are determined by a formula which accounts for such things as total population, growth and poverty.

CORE PROGRAMS

1. Community Development Block Grant Administration



CDBG at a Glance:

	Location: City Hall 1600 W. Towne Center Dr.		FY 2025-26 Budget: \$220,000
---	---	---	--

Community Development Block Grant



Special Revenue

	Prior Year Actual FY 23-24	Adopted Budget FY 24-25	Estimated Actual FY 24-25	Proposed Budget FY 25-26
Revenues				
CDBG Grant	\$448,473	\$240,000	\$230,992	\$220,000
Total Revenues	448,473	240,000	230,992	220,000
Transfers In and Use of Fund Balance				
Use of Fund Balance	0	0	0	0
Total Transfers In and Use of Fund Balance	0	0	0	0
Total Rev, Trans in, and Use of Fund Balance	448,473	240,000	230,992	220,000
Operating Expenditures				
Public Facilities	345,647	150,000	150,000	143,000
The Road Home	10,000	0	10,000	0
South Valley Sanctuary	10,000	0	14,000	13,000
Legal Aid Society of Utah	5,000	0	8,000	10,000
Community Health Clinic	3,000	0	0	10,000
Inn Between	0	0	5,500	0
Community Development Corp	13,046	0	0	0
Administrative Charges	61,780	44,000	43,492	44,000
Total Operating Expenditures	448,473	194,000	230,992	220,000
Transfers Out and Contribution to Fund Balance				
Contribution to Fund Balance	0	46,000	0	0
Total Contribution to Fund Balance	0	46,000	0	0
Total Exp, Trans Out, and Cont to Fund Balance	448,473	240,000	230,992	220,000

Notes to CDBG Fund:

Budget based on HUD funding allocation. Current year budget is proposed as advised by HUD subject to change.

Interfacility Transfers

Special Revenue

Department Purpose




As part of the progressive and proactive Emergency Medical Services program in South Jordan, the South Jordan Fire Department provides Advanced Life Support (ALS) treatment and transport capabilities from all four of its fire stations. This advanced EMS program includes top-tier interfacility Transport services from the University of Utah South Jordan Health Center. These transport services include Basic and Advanced Life Support treatment, respiratory and ventilator care, advanced cardiac monitoring, and medication therapies for both pediatric and adult patients.

CORE PROGRAMS

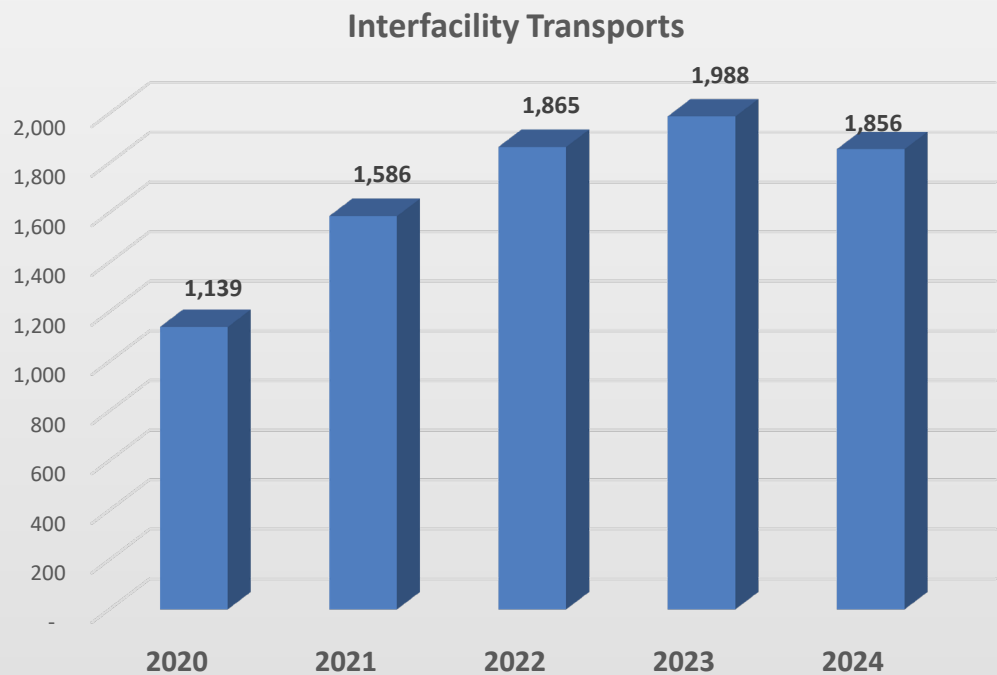
1. Interfacility Transport Services



IFT at a Glance:

	Location: Public Safety 10655 S. Redwood Rd.		FY 2025-26 Budget: \$2,652,000		Full-Time Employees: 6
---	---	---	--	---	----------------------------------

Authorized Positions		FY 22-23 Actual	FY 23-24 Actual	FY 24-25 Actual	FY 25-26 Proposed
Paramedic		0	6	6	6
TOTAL		0	6	6	6



Interfacility Transfers

Special Revenue

	Prior Year Actual FY 23-24	Adopted Budget FY 24-25	Estimated Actual FY 24-25	Proposed Budget FY 25-26
Revenues				
Ambulance Fees - Interfacility	\$2,701,371	\$2,514,571	\$2,555,002	\$2,600,000
Interest Income	53,462	0	51,858	52,000
Total Revenues	2,754,833	2,514,571	2,606,860	2,652,000
Transfers In and Use of Fund Balance				
Use of Fund Balance	0	0	0	0
Total Transfers In and Use of Fund Balance	0	0	0	0
Total Rev, Trans in, and Use of Fund Balance	2,754,833	2,514,571	2,606,860	2,652,000
Operating Expenditures				
Wages and Benefits	504,509	688,101	668,434	642,313
Operating Expenditures	360,619	296,334	373,270	450,752
Total Operating Expenditures	865,128	984,435	1,041,704	1,093,065
Transfers Out and Contribution to Fund Balance				
Transfer to Capital Equipment	1,855,000	633,363	633,363	868,328
Contribution to Fund Balance	34,705	896,773	931,793	690,607
Total Contribution to Fund Balance	1,889,705	1,530,136	1,565,156	1,558,935
Total Exp, Trans Out, and Cont to Fund Balance	2,754,833	2,514,571	2,606,860	2,652,000

Department Purpose

The Storm Water division is responsible for the maintenance, cleaning and inspection of storm water infrastructure within the City to ensure that it is working properly during storm events to mitigate flooding and any subsequent damage. This includes street sweeping which prevents debris from entering the storm drain system thus hindering it from functioning properly. The Storm Water division is also responsible for maintaining compliance with Federal and State permits. Some of the activities to maintain compliance include public education and outreach programs, location, investigating and eliminating illegal discharges into the storm drain system, monitoring and enforcing runoff and erosion control processes concerning construction activities and minimizing adverse impacts on storm water quality after construction.

CORE PROGRAMS

1. Utah Pollutant Discharge Elimination System (UPDES) Compliance

2. Storm Water Infrastructure Maintenance

3. Street Cleaning

4. Snow Plowing

5. Storm Water

6. Incident Response

7. Storm Water Education

8. Tree Trimming Support




9. Sub-Surface Drain Response

10. Event Support

Performance Measures

Strategic Priorities	Strategies & Guiding Principles	Performance Measures	2024 Actual	2025 Target	2026 Target
Reliable Public Infrastructure (RPI)	RPI-3 MAINTAINS and OPERATES quality public infrastructure	Process 85% or more of UPDES permits within 2 business days	88%	88%	85%
		Street sweep the entire City at least 7 times per year	9	6	7
		Inspect 150,000 feet or more of storm water pipe each year and maintain deficiencies found	123,652	173,839	150,000

Storm Water at a Glance:

	Location: City Hall 1600 W. Towne Center Dr.		FY 2025-26 Budget: \$3,655,594		Full-Time Employees: 8
--	---	---	--	---	----------------------------------

Authorized Positions	FY 22-23 Actual	FY 23-24 Actual	FY 24-25 Actual	FY 25-26 Proposed
Storm Water & Sanitation Manager	1	0	0	0
UPDES Program Coordinator	1	1	0	0
UPDES Inspector	2	2	1	1
Storm Water Maintenance Lead Worker	1	1	1	1
Storm Water Maintenance Worker (I/II/III)	6	6	6	6
TOTAL	11	10	8	8

	Prior Year Actual FY 23-24	Adopted Budget FY 24-25	Estimated Actual FY 24-25	Proposed Budget FY 25-26
Revenues				
Storm Water Fees	\$3,490,545	\$3,630,594	\$3,615,632	\$3,630,594
Investment Earnings	34,173	12,000	35,597	12,000
Other Miscellaneous	19,924	13,000	21,550	13,000
Total Revenues	3,544,642	3,655,594	3,672,779	3,655,594
Transfers In and Use of Fund Balance				
Use of Fund Balance	0	0	0	0
Total Transfers In and Use of Fund Balance	0	0	0	0
Total Rev, Trans in, and Use of Fund Balance	3,544,642	3,655,594	3,672,779	3,655,594
Operating Expenditures				
Employee Wages and Benefits	1,231,363	1,313,962	1,303,681	989,575
Operating Expenditures	726,948	864,040	796,169	944,041
Total Operating Expenditures	1,958,311	2,178,002	2,099,850	1,933,616
Project Expenditures				
Capital Expenditures	362,610	450,000	450,000	272,000
Total Project Expenditures	362,610	450,000	450,000	272,000
Transfers Out and Contribution to Fund Balance				
Transfer to General Fund	2,941	0	0	0
Transfer to General CIP	910,000	35,000	35,000	730,000
Contribution to Fund Balance	310,780	992,592	1,087,929	719,978
Total Contribution to Fund Balance	1,223,721	1,027,592	1,122,929	1,449,978
Total Exp, Trans Out, and Cont to Fund Balance	3,544,642	3,655,594	3,672,779	3,655,594

Used to track those functions which charge fees to cover most or all associated costs.

Water

The Water fund is used to account for the activities of the City's water operations.

Secondary Water

The Secondary Water fund is used to account for the activities of the City's secondary water operations.

Sanitation

The Sanitation fund is used to account for the activities of the City's sanitation operations.

Mulligans

The Mulligans fund is used to account for the operation of Mulligans Golf & Games. This City recreation facility includes, golf, miniature golf, a driving range, and batting cages.

Self Insurance

The Self Insurance fund is used to account for the cost of claims, injuries and losses.

Enterprise Fund Summary



	Prior Year Actual FY 23-24	Adopted Budget FY 24-25	Estimated Actual FY 24-25	Proposed Budget FY 25-26
REVENUES				
User Fees	\$8,227,481	\$7,390,631	\$8,354,747	\$7,504,407
Sales	23,722,534	22,785,227	24,613,599	23,900,572
Insurance/Risk Claims	652,972	733,417	822,886	733,417
Finance Charges	199,434	218,530	319,567	226,179
Investment Earnings	2,569,843	309,600	2,651,679	241,888
Miscellaneous Revenue	1,412,321	45,040	209,972	170,040
Impact Fees	384,870	550,000	755,646	350,000
Total Enterprise Fund Revenue	37,169,455	32,032,445	37,728,096	33,126,503
TRANSFERS IN AND USE OF FUND BALANCE				
Transfers In	7,743,003	5,456,347	5,456,347	2,800,000
Use of Fund Balance	1,109,438	1,575,190	723,170	1,837,158
Total Transfers In and Use of Fund Balance	8,852,441	7,031,537	6,179,517	4,637,158
Total Rev, Trans in, and Use of Fund Balance	46,021,896	39,063,982	43,907,613	37,763,661
EXPENDITURES				
Wages and Benefits	3,245,483	4,765,714	4,551,442	4,784,534
Operating Expenses	22,040,183	22,671,673	21,965,652	24,656,177
Debt Expenses	(161,314)	0	0	0
Project Expenses	6,580,590	4,977,000	6,096,763	3,652,000
Total Enterprise Fund Expenses	31,704,943	32,414,387	32,613,857	33,092,711
TRANSFERS OUT AND CONTRIBUTION TO FUND BALANCE				
Transfers Out	6,747,912	5,456,347	5,456,347	2,800,000
Contribution to Fund Balance	7,569,041	1,193,248	5,837,409	1,870,950
Total Transfers Out and Contribution to Fund Balance	14,316,953	6,649,595	11,293,756	4,670,950
Total Exp, Trans Out, and Cont to Fund Balance	46,021,896	39,063,982	43,907,613	37,763,661

Department Purpose

The Water division provides safe and high quality water with sufficient pressure, and at proper flows that exceed state standards. This is accomplished through compliance, state standards sampling, system upgrades, quick response to resident concerns and system failures, and continuous monitoring of tanks and delivery points.




CORE PROGRAMS

1. Culinary Water Purchase Distribution
2. Culinary Water System Maintenance
3. Water Conservation Program
4. Water Quality Compliance
5. Cross Connection Control
6. New Water Infrastructure
7. Bluestakes - Water Utility Marking
8. Event Support
9. Snow Plowing

Performance Measures

Strategic Priorities	Strategies & Guiding Principles	Performance Measures	2024 Actual	2025 Target	2026 Target
Reliable Public Infrastructure (RPI)	RPI-3 MAINTAINS and OPERATES quality public infrastructure	Maintain 80% or higher rating for Culinary (drinking) Water <i>(source: Annual Community Survey)</i>	81%	78%	80%
		Repair 100% of all City-side water leaks within 5 hours	100%	100%	100%
Safe Community (SC)	SC-4 DELIVERS a safe and reliable public and private infrastructure system	Maintain water samples complying with water quality standards to 100% <i>(State required, 80 per month min.)</i>	100%	100%	100%
Sustainable Growth (SG)	SG-2 CREATES and SUPPORTS environmentally sustainable programs including water conservation, recycling, energy conservation, and air quality improvement to ensure the financial well-being and long-term sustainability of the community	Maintain 75% or higher rating for Water Conservation Efforts <i>(source: Annual Community Survey)</i>	66%	66%	75%

Water at a Glance:

	Location: Municipal Services 10996 S. Redwood Rd.		FY 2025-26 Budget: \$23,941,039		Full-Time Employees: 26
---	--	---	---	---	-----------------------------------

Authorized Positions	FY 22-23 Actual	FY 23-24 Actual	FY 24-25 Actual	FY 25-26 Proposed
Water Manager	1	1	1	1
Water Maintenance Supervisor	3	3	3	3
Water Maintenance Worker	16	16	16	16
Water Electrician	1	1	0	0
Water Conservation Coordinator	0	0	1	1
Water Conservation Technician	1	1	1	1
Water Quality Technician	2	2	2	2
Backflow Technician	0	0	1	1
PW Administrative Assistant	1	1	1	1
TOTAL	25	25	26	26

	Prior Year Actual FY 23-24	Adopted Budget FY 24-25	Estimated Actual FY 24-25	Proposed Budget FY 25-26
Revenues				
Water Sales - Base Rate	\$10,625,840	\$9,972,227	\$10,856,211	\$10,384,608
Water Sales - Consumption	12,243,004	12,003,000	12,892,945	12,705,964
Connection-Reconnection Fees	61,899	0	63,093	0
Finance Charges	199,434	218,530	319,567	226,179
Investment Earnings	2,266,096	300,000	2,397,290	232,288
Water Share Lease	11,399	0	14,118	0
Miscellaneous Revenue/Grants	169,014	0	110,089	0
Water Meter Sets	253,058	200,000	344,083	207,000
Hydrant Meter Rental Income	7,170	0	0	0
Commercial/Landscape Meters	0	15,000	0	15,000
Donated Infrastructure	0	0	0	0
Sale of Capital Assets	77,125	45,000	41,125	170,000
Total Revenues	25,914,039	22,753,757	27,038,521	23,941,039
Transfers In and Use of Fund Balance				
Transfer from Water Impact Fees	1,300,000	0	0	0
Use of Fund Balance	0	460,782	0	0
Total Transfers In and Use of Fund Balance	1,300,000	460,782	0	0
Total Rev, Trans in, and Use of Fund Balance	27,214,039	23,214,539	27,038,521	23,941,039
Operating Expenditures				
Employee Wages and Benefits	1,774,719	2,765,221	2,761,027	2,775,404
Operating Expenses	15,614,119	15,199,971	15,654,224	17,219,120
Principal on Bonds	0	0	0	0
Bond Interest Payment	(161,939)	0	0	0
Trustee Fees	0	0	0	0
Arbitrage Compliance	625	0	0	0
Total Operating Expenses	17,227,523	17,965,192	18,415,251	19,978,350
Transfers Out and Contribution to Fund Balance				
Transfer to General Fund	2,957	0	0	0
Transfer to Water CIP General	5,290,000	4,220,000	4,220,000	2,455,000
Transfer to General CIP	0	0	0	0
Transfer to CIP Maint	0	0	0	0
Transfer to Secondary Water	0	1,029,347	1,029,347	0
Contribution to Fund Balance	4,693,559	0	3,373,923	1,491,515
Total Contribution to Fund Balance	9,986,516	5,249,347	8,623,270	3,946,515
Total Exp, Trans Out, and Cont to Fund Balance	27,214,039	23,214,539	27,038,521	23,941,039

A capital project is a new construction, expansion, renovation, or replacement project for an existing facility or facilities. It is a project that helps maintain or improve a Water asset, often called infrastructure.

The City Council appropriated \$1,955,000 toward Culinary Water Projects and \$100,000 toward Secondary Water Projects for FY 2025-2026.

The Water fund maintains a revenue stabilization reserve at a minimum 25% of the budgeted revenues.

Projects approved by the Council are listed below.

Any projects that may need to be addressed during the fiscal year may be funded through the following Project Approval Process:

- Project Manager or Department Director fills out a Project Funding Request Form
- Finance Department verifies availability of funds
- City Council reviews and approves proposed projects with the annual, mid-year (as needed) and year-end budgets.

5-Year Capital Planning Process

The five-year Capital Improvements Plan (CIP) is the City’s planning document for infrastructure development and improvements. Projects identified in the CIP are guided by various development plans and policies established by City Council and City Administration. Some of the studies and documents that influence CIP include: the General Plan, Transportation Master Plan, Storm Drain Master Plan, Culinary & Secondary Water Master Plans, Parks & Recreation Master Plan, Police & Fire Safety Master Plan, the Municipal Code, South Jordan’s Mission Statement,

and Service Values. The CIP details the priorities and estimated costs of the projects that may be used as a tool by City Administration in developing the final budget. However, funding sources for projects will not be allocated until the final budget is approved by City Council. The five-year CIP Plan will be updated annually to account for changes in priority, schedule and construction costs.



Impact of capital investments on operating budget

Water CIP	Proposed Construction Budget	Net Impact on Operating Budget					
	FY 25-26	FY 26-27	FY 27-28	FY 28-29	FY 29-30	FY 30-31	10 Years
Culinary Water Projects	\$1,955,000	(3,152)	(3,152)	(3,152)	(3,152)	(3,152)	(15,760)
Secondary Water Projects	\$100,000	497	497	497	497	497	2,485
Total Water Capital Projects	\$2,055,000	(2,655)	(2,655)	(2,655)	(2,655)	(2,655)	(13,275)

Water CIP

Enterprise Fund

	Prior Year Actual FY 23-24	Adopted Budget FY 24-25	Estimated Actual FY 24-25	Proposed Budget FY 25-26
Revenues				
Water Impact Fees	\$384,870	\$550,000	\$755,646	\$350,000
Investment Earnings	3,258	0	10,221	0
Grants	0	0	0	0
Total Revenues	388,128	550,000	765,867	350,000
Transfers In and Use of Fund Balance				
Transfer from Water Operations	5,290,000	4,220,000	4,220,000	2,455,000
Transfer from Water CIP	103,003	0	0	0
Water Impact Fee Use of Fund Balance	935,195	0	0	0
Use of Fund Balance	0	0	634,308	0
Total Transfers In and Use of Fund Balance	6,328,198	4,220,000	4,854,308	2,455,000
Total Rev, Trans in, and Use of Fund Balance	6,716,326	4,770,000	5,620,175	2,805,000
Project Expenses				
Water Projects	5,190,999	4,085,000	4,937,063	2,355,000
Secondary Water Projects	71,393	135,000	67,340	100,000
Total Project Expenses	5,262,392	4,220,000	5,004,403	2,455,000
Transfers Out and Contribution to Fund Balance				
Transfer to Water Operations	1,300,000	0	0	0
Transfer to Water Impact Fees	103,003	0	0	0
Contribution to Fund Balance Water Impact Fees	0	550,000	515,000	350,000
Contribution to Fund Balance	50,931	0	100,772	0
Total Contribution to Fund Balance	1,453,934	550,000	615,772	350,000
Total Exp, Trans Out, and Cont to Fund Balance	6,716,326	4,770,000	5,620,175	2,805,000

Department Purpose

The Secondary Water division manages the delivery of irrigation water to 3,706 South Jordan residential properties via a gravity and pumped distribution system.

CORE PROGRAMS

1. Snow Plowing

2. Secondary Water Delivery




3. Event Support

4. Water Share Leasing & Management

Performance Measures

Strategic Priorities	Strategies & Guiding Principles	Performance Measures	2024 Actual	2025 Target	2026 Target
Reliable Public Infrastructure (RPI)	RPI-3 MAINTAINS and OPERATES quality public infrastructure	Repair 100% of city-side secondary water leaks within 5 hours	N/A	90%	100%

Secondary Water at a Glance:

	Location: Municipal Services 10996 S. Redwood Rd.		FY 2025-26 Budget: \$1,314,688		Full-Time Employees: 3
--	--	---	--	---	----------------------------------

Secondary Water

Enterprise Fund

Authorized Positions	FY 22-23 Actual	FY 23-24 Actual	FY 24-25 Actual	FY 25-26 Proposed
Sec Water Maintenance Supervisor	1	1	1	1
Sec Water Maintenance Worker	2	2	2	2
TOTAL	3	3	3	3

	Prior Year Actual FY 23-24	Adopted Budget FY 24-25	Estimated Actual FY 24-25	Proposed Budget FY 25-26
Revenues				
Irrigation Water Sales	\$853,690	\$810,000	\$864,443	\$810,000
Investment Earnings	(1,015)	0	0	0
Other Miscellaneous	2,186	0	3,142	0
Total Revenues	854,861	810,000	867,585	810,000
Transfers In and Use of Fund Balance				
Transfer from Water Operations	0	1,029,347	1,029,347	0
Use of Fund Balance	108,271	0	0	504,688
Total Transfers In and Use of Fund Balance	108,271	1,029,347	1,029,347	504,688
Total Rev, Trans in, and Use of Fund Balance	963,132	1,839,347	1,896,932	1,314,688
Operating Expenses				
Employee Wages and Benefits	233,719	355,513	239,354	342,745
Operating Expenses	728,202	870,021	831,603	971,943
Total Operating Expenses	961,921	1,225,534	1,070,957	1,314,688
Transfers Out and Contribution to Fund Balance				
Transfer to General Fund	1,211	0	0	0
Contribution to Fund Balance	0	613,813	825,975	0
Total Contribution to Fund Balance	1,211	613,813	825,975	0
Total Exp, Trans Out, and Cont to Fund Balance	963,132	1,839,347	1,896,932	1,314,688

Sanitation

Enterprise Fund

Department Purpose

The Sanitation division administers and manages a number of solid waste and refuse services. The City contracts with Ace Recycling & Disposal for residential curbside garbage pickup. The Sanitation division provides residents with 96-gallon containers for garbage services and is responsible for the delivery and repair of the containers.




CORE PROGRAMS

1. Snow Plowing
2. Spring Clean-up Program
3. Residential Curbside Solid Waste Pickup
4. Neighborhood Dumpster Program
5. Fall Leaf Collection Program
6. Event Support
7. Christmas Tree Disposal Program
8. City Facilities Garbage and Recycling
9. Glass Recycle Program

Performance Measures

Strategic Priorities	Strategies & Guiding Principles	Performance Measures	2024 Actual	2025 Target	2026 Target
Sustainable Growth (SG)	SG-2 CREATES and SUPPORTS environmentally sustainable programs including water conservation, recycling, energy conservation, and air quality improvement to ensure the financial well-being and long-term sustainability of the community	Maintain 86% or higher rating for Sanitation Services (source: Annual Community Survey)	86%	86%	86%
		Maintain amount of cans repaired or replaced within 1 working day from resident request at 100%	100%	100%	100%
		Keep a weekly average of 80% of neighborhood dumpster stock in the field and being used by residents	95%	100%	80%
		Maintain 70% or higher rating for Recycling Services (source: Annual Community Survey)	70%	69%	70%
		Maintain yearly contamination rate in recycling cans at 30% or lower	28%	31%	30%
		Recycle 150 tons or more of glass each year	145.82	145.42	150

Sanitation at a Glance:

	Location: Municipal Services 10996 S. Redwood Rd.		FY 2025-26 Budget: \$6,621,427		Full-Time Employees: 5
---	--	---	--	---	----------------------------------

Authorized Positions	FY 22-23 Actual	FY 23-24 Actual	FY 24-25 Actual	FY 25-26 Proposed
Sanitation Maintenance Lead Worker	1	1	1	1
Sanitation Maintenance Worker	4	4	4	4
TOTAL	5	5	5	5

	Prior Year Actual FY 23-24	Adopted Budget FY 24-25	Estimated Actual FY 24-25	Proposed Budget FY 25-26
Revenues				
Garbage Fees	\$4,958,217	\$4,742,000	\$4,990,442	\$4,836,840
Recycling Fees	571,193	596,785	582,352	608,721
Neighborhood Cleanup	103,785	95,000	107,240	95,000
Special Service Pickup	5,705	6,500	5,905	6,500
Investment Earnings	236,241	9,600	167,690	9,600
Increase in Landfill Equity	1,097,389	0	0	0
Miscellaneous Revenue	3,295	0	1,097	0
Sale of Capital Assets	63,000	0	54,000	0
Total Revenues	7,038,825	5,449,885	5,908,726	5,556,661
Transfers In and Use of Fund Balance				
Use of Fund Balance	0	801,968	0	1,064,766
Total Transfers In and Use of Fund Balance	0	801,968	0	1,064,766
Total Rev, Trans in, and Use of Fund Balance	7,038,825	6,251,853	5,908,726	6,621,427
Operating Expenses				
Employee Wages and Benefits	436,038	569,423	503,130	578,564
Operating Expenses	5,211,019	5,552,430	4,857,847	5,907,863
Capital Expenditures	127,323	130,000	129,060	135,000
Total Operating Expenses	5,774,381	6,251,853	5,490,037	6,621,427
Transfers Out and Contribution to Fund Balance				
Transfer to General Fund	272	0	0	0
Contribution to Fund Balance	1,264,172	0	418,689	0
Total Contribution to Fund Balance	1,264,444	0	418,689	0
Total Exp, Trans Out, and Cont to Fund Balance	7,038,825	6,251,853	5,908,726	6,621,427

Department Purpose

Mulligans offers golfing and entertainment opportunities for the entire family including two 9-hole executive courses, driving range with 32 covered and heated hitting stations, 36 holes of miniature golf and 8 batting cages with softball and baseball. The facility also hosts a snack bar, pro shop and PGA golf instruction for all golfers including a comprehensive junior golf program.

CORE PROGRAMS

1. Mini-golf

2. Batting Cages

3. Driving Range

4. Golf Course - Executive & Par 3




5. Pro Shop & Concessions

6. Golf Courses - Tournaments & Events
7. Golf Instruction / Lessons

Performance Measures

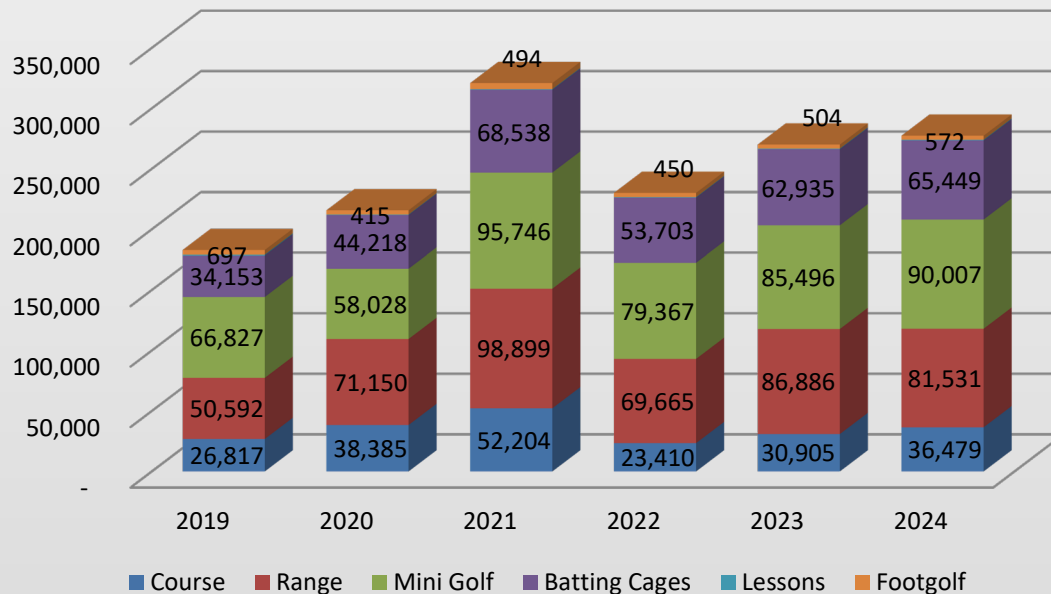
Strategic Priorities	Strategies & Guiding Principles	Performance Measures	2024 Actual	2025 Target	2026 Target
Desirable Amenities & Open Space (DAOS)	DAOS-4 OFFERS a variety of park amenities, recreation and art programs, and community events, for all ages and abilities	Maintain 80% or higher rating for Mulligans Golf & Games <i>(source: Annual Community Survey)</i>	77%	76%	78%
		Increase annual number of golf participants by 5% each year	9%	17%	5%
		Maintain annual number of miniature golf participants at 85,000 or more	85,496	90,007	85,000
		Increase annual driving range revenue by 10% each year	38%	10%	10%

Mulligans at a Glance:

	Location: Mulligans 692 W. 10600 S.		FY 2025-26 Budget: \$2,003,090		Full-Time Employees: 9
--	--	---	--	---	----------------------------------

Authorized Positions	FY 22-23 Actual	FY 23-24 Actual	FY 24-25 Actual	FY 25-26 Proposed
Associate Director of Recreation	1	1	1	1
Mulligan's Customer Service Supervisor	2	2	2	2
Greenskeeper	1	1	1	1
Mechanic II	1	1	1	1
Golf Course Maintenance Worker	2	2	3	3
Food Service Coordinator	0	0	1	1
TOTAL	7	7	9	9

Activity Usage



	Prior Year Actual FY 23-24	Adopted Budget FY 24-25	Estimated Actual FY 24-25	Proposed Budget FY 25-26
Revenues				
Concession Lease	\$1,242	\$0	\$0	\$0
Instructor Fees	0	26,250	0	26,250
Driving Range	830,924	582,486	867,428	582,486
Greens Fees	360,478	310,274	326,478	310,274
Miniature Golf	640,869	449,861	639,076	449,861
Program Revenue	14,790	12,000	17,218	12,000
Golf Cart Rental	157,012	114,057	126,444	114,057
Batting Cages	122,078	118,621	115,282	118,621
Food & Beverages	63,163	74,327	83,351	74,327
Pro Shop	50,230	33,280	57,144	33,280
Rental Revenue	14,270	14,190	15,093	14,190
Investment Earnings	65,909	0	60,216	0
Other Miscellaneous	312	40	519	40
Total Revenues	2,321,276	1,735,386	2,308,249	1,735,386
Transfers In and Use of Fund Balance				
Use of Fund Balance	0	112,440	0	267,704
Total Transfers In and Use of Fund Balance	0	112,440	0	267,704
Total Rev, Trans in, and Use of Fund Balance	2,321,276	1,847,826	2,308,249	2,003,090
Operating Expenses				
Employee Wages and Benefits	801,007	1,075,557	1,047,931	1,087,821
Operating Expenses	731,237	565,269	541,095	570,269
Total Operating Expenses	1,532,244	1,640,826	1,589,026	1,658,090
Transfers Out and Contribution to Fund Balance				
Transfer to General Fund	469	0	0	0
Transfer to Mulligans CIP	50,000	207,000	207,000	345,000
Contribution to Fund Balance	738,562	0	512,223	0
Total Contribution to Fund Balance	789,031	207,000	719,223	345,000
Total Exp, Trans Out, and Cont to Fund Balance	2,321,276	1,847,826	2,308,249	2,003,090

	Prior Year Actual FY 23-24	Adopted Budget FY 24-25	Estimated Actual FY 24-25	Proposed Budget FY 25-26
Revenues				
Investment Earnings	\$0	\$0	\$0	\$0
Other Miscellaneous	0	0	0	0
Total Revenues	0	0	0	0
Transfers In and Use of Fund Balance				
Transfer from Mulligans	50,000	207,000	207,000	345,000
Use of Fund Balance	65,972	200,000	0	0
Total Transfers In and Use of Fund Balance	115,972	407,000	207,000	345,000
Total Rev, Trans in, and Use of Fund Balance	115,972	407,000	207,000	345,000
Operating Expenses				
Capital Expenditures	111,300	332,000	95,501	300,000
Mulligans Equipment	4,672	75,000	20,672	45,000
Total Operating Expenses	115,972	407,000	116,173	345,000
Transfers Out and Contribution to Fund Balance				
Contribution to Fund Balance	0	0	90,827	0
Total Contribution to Fund Balance	0	0	90,827	0
Total Exp, Trans Out, and Cont to Fund Balance	115,972	407,000	207,000	345,000

Department Purpose

The Self Insurance division exists to encourage, develop and maintain a safe workplace and community. The division is responsible to create an environment that promotes and fosters safe practices by employees that eliminates and/or reduces the potential for accidents to person or property.




CORE PROGRAMS

1. Incident Investigation & Review
2. Property Insurance and Administration
3. Safety Program Management
4. Liability Insurance and
5. Administration Workers Compensation Administration
6. Surety Bonding
7. Third Party Claim Management

Performance Measures

Strategic Priorities	Strategies & Guiding Principles	Performance Measures	2024 Actual	2025 Target	2026 Target
Fiscally Responsible Governance (FRG)	<u>FRG-3 Resource Alignment</u> PROTECTS, manages, optimizes and invests in its human, financial, physical and technology resources to ensure alignment with planning and budget	Achieve or maintain a Workers Compensation rating below 1.0	1.08	0.85	1
		Conduct at least three city-wide risk management trainings each year	3	3	3
		Achieve an average 90% or higher employee completion rate for city-wide risk management trainings	N/A	82%	90%

Self Insurance at a Glance:

	Location: City Hall 1600 W. Towne Center Dr.		FY 2025-26 Budget: \$733,417		Full-Time Employees: 0
--	---	---	--	---	----------------------------------

	Prior Year Actual FY 23-24	Adopted Budget FY 24-25	Estimated Actual FY 24-25	Proposed Budget FY 25-26
Revenues				
Risk Management Revenue	\$68,486	\$0	\$89,469	\$0
Insurance Premiums & Claims	584,486	733,417	733,417	733,417
Investment Earnings	(645)	0	16,262	0
Total Revenues	652,326	733,417	839,148	733,417
Transfers In and Use of Fund Balance				
Transfer from General Fund	1,000,000	0	0	0
Use of Fund Balance	0	0	88,862	0
Total Transfers In and Use of Fund Balance	1,000,000	0	88,862	0
Total Rev, Trans in, and Use of Fund Balance	1,652,326	733,417	928,010	733,417
Operating Expenses				
Operating Expenses	830,510	703,982	928,010	703,982
Total Operating Expenses	830,510	703,982	928,010	703,982
Transfers Out and Contribution to Fund Balance				
Contribution to Fund Balance	821,817	29,435	0	29,435
Total Contribution to Fund Balance	821,817	29,435	0	29,435
Total Exp, Trans Out, and Cont to Fund Balance	1,652,326	733,417	928,010	733,417

Used to account for money that will be used to pay the interest and principal of long-term debts.

General Debt Service

The General Debt Service fund is used to account for the accumulation of resources and for the disbursement of debt service payments for the 2017 Sales Tax Bond and the 2019 Sales Tax Bond.

Other Revenue Bonds

This Bond fund is used to account for the debt service and other expenses related to the 2015 TOD Bond & 2016 SAA Bond. Assessments are collected from property owners in the area and are used to pay the debt service on the bonds.

Legal Debt Margin

Debt Service Funds

LEGAL DEBT MARGIN

(dollars in thousands)

	2020	2021	2022	2023	2024
Assessed Value	\$7,859,765	\$8,405,649	\$9,314,330	\$12,140,276	\$12,696,702
Debt Limit (8% of Reasonable Cash Value)	955,077	1,025,077	1,150,826	1,540,292	1,602,286
Debt applicable to limit:					
General obligation bonds	-	-	-	-	-
Less: amount set aside for repayment of general obligation debt	-	-	-	-	-
Total net debt applicable to limit	-	-	-	-	-
Legal debt margin	955,077	1,025,075	1,150,826	1,540,292	1,602,286

BOND RATINGS

FITCH RATINGS

<u>Bond Description</u>	<u>Rating Type</u>	<u>Action</u>	<u>Rating</u>	<u>Outlook/Watch</u>	<u>Eff Date</u>
South Jordan (UT) sales tax rev & rfdg bonds ser 2017	Long Term	New Rating	AAA	RO:Sta	10-Feb-2017
Redevelopment Agency of the City of South Jordan (UT) sub sales tax & tax increment rev bonds ser 2015	Long Term	Upgrade	AAA	RO:Sta	10-Feb-2017
South Jordan (UT) sales tax rev & rfdg bonds ser 2019	Long Term	New Rating	AAA	RO:Sta	20-May-2019

Key: RO: Rating Outlook, RW: Rating Watch; Pos: Positive, Neg: Negative, Sta: Stable, Evo: Evolving

S&P GLOBAL RATINGS

In the most recent bond rating for Series 2019 Sales Tax bond, S&P Global Ratings assigned a rating of "AAA" and viewed the outlook for this rating as stable.

Debt Service Funds Summary

	Prior Year Actual FY 23-24	Adopted Budget FY 24-25	Estimated Actual FY 24-25	Proposed Budget FY 25-26
REVENUES				
Investment Earnings	\$540,198	\$14,900	\$460,931	\$15,840
Special Assessments	1,483,046	2,154,175	2,023,880	2,155,675
Intergovernmental Revenue	900,000	0	0	0
Total Debt Service Fund Revenue	2,923,244	2,169,075	2,484,811	2,171,515
TRANSFERS IN AND USE OF FUND BALANCE				
Transfers In	8,364,869	3,844,250	3,844,250	3,849,160
Use of Fund Balance	352,436	0	0	0
Total Transfers In and Use of Fund Balance	8,717,305	3,844,250	3,844,250	3,849,160
Total Rev, Trans in, and Use of Fund Balance	11,640,550	6,013,325	6,329,061	6,020,675
EXPENDITURES				
Operating Expenditures	79,500	0	0	0
Debt Expenditures	6,479,642	6,013,325	5,344,416	6,020,675
Total Debt Service Fund Expenditures	6,559,142	6,013,325	5,344,416	6,020,675
TRANSFERS OUT AND CONTRIBUTION TO FUND BALANCE				
Transfers Out	354,684	0	0	0
Contribution to Fund Balance	4,726,724	0	984,645	0
Total Transfers Out and Contribution to Fund Balance	5,081,408	0	984,645	0
Total Exp, Trans Out, and Cont to Fund Balance	11,640,550	6,013,325	6,329,061	6,020,675

General Debt Service

Debt Service Fund

The General Debt Service Fund is used to account for the accumulation of resources and for the disbursement of debt service payments for all debt not tracked in any other fund. Transfers to the General Debt Service Fund are made from other City funds. Regular payments are then made to the City's creditors according to the requirements of each individual debt. The City of South Jordan uses debt in a method consistent with the policies set forth in the City's Key Fiscal Management Practices. The primary components of these practices in relation to debt are as follows: Under state law, the City's outstanding general obligation debt should not exceed 12% of total assessed property value. Of this percentage, a maximum of 4% may be used for general purpose. The remaining 8% and any unused portion of the 4% is available for general purpose up to a maximum of 12% may be used for water, sewer, and electrical projects.

Includes:

- 2017 Sales Tax Revenue Bond - This was a refund of the 2006 Series Bond, which was issued for constructing a new Public Safety Building, City Hall construction projects, and road improvements.
- 2019 Sales Tax Revenue Bond - This was a refund of the 2008 Series Bond, which was issued for Public Safety projects.

Rating:

2017 Sales Tax Bond: AA by Standard & Poor's
2019 Sales Tax Bond: AAA by Standard & Poor's

Funding Sources:

2017 Sales Tax Bond - General Fund (sales tax), Impact Fees from Road, Police and Fire, and Reimbursement from Boyer Company.
2019 Sales Tax Bond - General Fund (sales tax) and RDA.

Additional Information:

See complete Debt Payment Summary on pages 173-175.

Outstanding Principal as of 6/30/25:

2017 Sales Tax Bond - \$15,935,000
2019 Sales Tax Bond - \$11,530,000

DEBT SUMMARY - OUTSTANDING DEBT AS OF 06/30/25					
Governmental Funds	Issued	Maturity	Principal	Interest	Total
RDA Sales Tax & Tax Increment Revenue Bonds	2015	2032	7,185,000	1,249,000	8,434,000
Special Assessment	2016	2037	18,750,000	3,901,225	22,651,225
Sales Tax Bonds	2017	2040	15,935,000	6,018,850	21,953,850
Sales Tax Bonds	2019	2040	11,530,000	4,497,175	16,027,175
Total Governmental Funds			\$53,400,000	\$15,666,250	\$69,066,250
Total			\$53,400,000	\$15,666,250	\$69,066,250

	Prior Year Actual FY 23-24	Adopted Budget FY 24-25	Estimated Actual FY 24-25	Proposed Budget FY 25-26
Revenues				
Intergovernmental Revenue	\$900,000	\$0	\$0	\$0
Investment Earnings	24,756	10,400	26,927	11,340
Total Revenues	924,756	10,400	26,927	11,340
Transfers In and Use of Fund Balance				
Transfer from General Fund	2,726,228	2,160,450	2,160,450	2,163,000
Transfer from Road Impact Fees	149,612	149,850	149,850	149,710
Transfer from Fire Impact Fees	175,000	175,000	175,000	175,000
Transfer from Police Impact Fees	145,000	145,000	145,000	145,000
Transfer from RDA	763,625	0	0	0
Transfer from MBA	354,684	0	0	0
Transfer from CP Bond Fund	767,769	0	0	0
Use of Fund Balance	0	0	0	0
Total Transfers In and Use of Fund Balance	5,081,918	2,630,300	2,630,300	2,632,710
Total Rev, Trans in, and Use of Fund Balance	6,006,674	2,640,700	2,657,227	2,644,050
Operating Expenditures				
Principal on Long-Term Debt	1,934,593	1,330,000	1,330,000	1,400,000
Interest on Long-Term Debt	1,545,089	1,300,300	1,300,300	1,232,050
Trustee Fees	3,450	6,500	3,450	6,500
Arbitrage Compliance	0	3,900	2,750	5,500
Total Operating Expenditures	3,483,133	2,640,700	2,636,500	2,644,050
Transfers Out and Contribution to Fund Balance				
Contribution to Fund Balance	2,523,541	0	20,727	0
Total Contribution to Fund Balance	2,523,541	0	20,727	0
Total Exp, Trans Out, and Cont to Fund Balance	6,006,674	2,640,700	2,657,227	2,644,050

Notes to Debt Service Fund:

Debt - Budgeted debt service payments according to the City's outstanding debt schedule.

General Debt Service Outstanding Debt

Debt Service Fund

City of South Jordan Sales Tax Revenue Ref Bonds, Series 2017

Fiscal Yr	Principal	Interest	Rates
2026	850,000.00	719,050.00	5.00%
2027	895,000.00	675,425.00	5.00%
2028	815,000.00	632,675.00	5.00%
2029	855,000.00	590,925.00	5.00%
2030	900,000.00	547,050.00	5.00%
2031	945,000.00	500,925.00	5.00%
2032	995,000.00	452,425.00	5.00%
2033	1,040,000.00	406,750.00	4.00%
2034	1,085,000.00	364,250.00	4.00%
2035	1,125,000.00	320,050.00	4.00%
2036	1,175,000.00	274,050.00	4.00%
2037	1,220,000.00	226,150.00	4.00%
2038	1,280,000.00	169,750.00	5.00%
2039	1,345,000.00	104,125.00	5.00%
2040	1,410,000.00	35,250.00	5.00%
	15,935,000.00	6,018,850.00	

Original Bond:

Sales Tax Revenue Bonds 2001

Refinanced:

2006

Purpose:

\$5.7 Million of the proceeds were used to build City Hall, make improvements toward Towne Center Drive and various road projects for \$4.2 million Sales Tax Revenue Bonds 2006

Funding Source:

General Fund (sales tax), Impact Fees from Road, Police, Fire, and reimbursement from Boyer Company

Refunded Bond:

Sales Tax Revenue Bonds 2006

Term:

22 years

Purpose:

\$15.04 Million of the proceeds were used to build Public Safety Building, remodel City Hall, and road improvements

Funding Source:

General Fund (sales tax), Impact Fees from Road, Police, Fire, and reimbursement from Boyer Company

Call Date:

8/15/2026

Callable Amount:

\$14,190,000

City of South Jordan Sales Tax Revenue Ref Bonds, Series 2019

Fiscal Yr	Principal	Interest	Rates
2026	550,000.00	513,000.00	5.00%
2027	575,000.00	484,875.00	5.00%
2028	595,000.00	464,550.00	2.00%
2029	620,000.00	443,100.00	5.00%
2030	650,000.00	411,350.00	5.00%
2031	680,000.00	378,100.00	5.00%
2032	715,000.00	343,225.00	5.00%
2033	750,000.00	310,350.00	4.00%
2034	780,000.00	279,750.00	4.00%
2035	815,000.00	247,850.00	4.00%
2036	845,000.00	214,650.00	4.00%
2037	885,000.00	175,625.00	5.00%
2038	1,020,000.00	128,000.00	5.00%
2039	1,020,000.00	77,000.00	5.00%
2040	1,030,000.00	25,750.00	5.00%
	11,530,000.00	4,497,175.00	

Original Bond:

Sales Tax Revenue Bonds 2019

Funding Source:

Sales Tax

Term:

21 years

Purpose:

Construction of new Fire Station 64, police substation, and administration building and other related improvements.

Call Date:

8/15/2029

Callable Amount:

\$8,540,000

The TOD Bond was established to assist in the construction of a stacked parking structure and related improvements located adjacent to the UTA Front Runner Station within the Redevelopment Project Area. The "Daybreak Assessment Area No. 1" was established to assist with the construction of road and water improvements within the Special Assessment Area. Assessments for this area are collected when the building permits are issued.

Includes:

- 2015 TOD Bond - This bond was issued for a stacked parking structure and related improvements located adjacent to the UTA Front Runner Station.
- 2016 SAA Bond - This bond was issued for road and water improvements within the Special Assessment Area in Daybreak.

Rating:

- 2015 TOD - AA- by Standard & Poor's
- 2016 SAA - AA+ by Standard & Poor's

Funding Source:

- 2015 TOD Bond - RDA, Tax Increment
- 2016 SAA Bond - Special Assessment payments from builders.

Additional Information:

See complete Debt Payment Summary on pages 173-175.

Outstanding Principal as of 6/30/25:

- 2015 TOD - \$7,185,000
- 2016 SAA - \$18,750,000



Daybreak Neighborhood

Other Revenue Bonds

Debt Service Fund

	Prior Year Actual FY 23-24	Adopted Budget FY 24-25	Estimated Actual FY 24-25	Proposed Budget FY 25-26
Revenues				
Special Assessments	\$1,483,046	\$2,154,175	\$2,023,880	\$2,155,675
Investments Earnings	513,195	4,500	434,004	4,500
Total Revenues	1,996,241	2,158,675	2,457,884	2,160,175
Transfers In and Use of Fund Balance				
Transfer from RDA	1,214,450	1,213,950	1,213,950	1,216,450
Transfer from CP Bond Proceeds	2,068,502	0	0	0
Use of Fund Balance	0	0	0	0
Total Transfers In and Use of Fund Balance	3,282,952	1,213,950	1,213,950	1,216,450
Total Rev, Trans in, and Use of Fund Balance	5,279,192	3,372,625	3,671,834	3,376,625
Operating Expenditures				
Operating Expenditures	79,500	0	0	0
Principal on Bonds	2,025,000	2,285,000	2,075,000	2,375,000
Bond Interest Payment	968,009	1,083,125	631,166	997,125
Trustee Fees	3,500	1,750	1,750	1,750
Arbitrage Compliance	0	2,750	0	2,750
Total Operating Expenditures	3,076,009	3,372,625	2,707,916	3,376,625
Transfers Out and Contribution to Fund Balance				
Contribution to Fund Balance	2,203,183	0	963,918	0
Total Contribution to Fund Balance	2,203,183	0	963,918	0
Total Exp, Trans Out, and Cont to Fund Balance	5,279,192	3,372,625	3,671,834	3,376,625

Other Revenue Bonds Outstanding Debt

Debt Service Fund

City of South Jordan
Subordinate Sales Tax and Tax Increment Revenue Bond, Series 2015

Fiscal Yr	Principal	Interest	Rates
2026	895,000.00	321,450.00	5.00%
2027	940,000.00	276,700.00	5.00%
2028	985,000.00	229,700.00	5.00%
2029	1,035,000.00	180,450.00	5.00%
2030	1,090,000.00	128,700.00	5.00%
2031	1,120,000.00	74,200.00	3.25%
2032	1,120,000.00	37,800.00	3.38%
Total	7,185,000.00	1,249,000.00	

<u>Original Bond:</u>	Subordinate Sales Tax and Tax Increment Revenue Bond, Series 2015
<u>Term:</u>	16 Years
<u>Purpose:</u>	\$13 Million to complete Stacked Parking Project and related improvements located adjacent to the UTA Front Runner Station within the Redevelopment Project Area
	\$12.8 Million of the proceeds were used to build Public Safety Building, remodel City Hall, and road improvements
<u>Funding Source:</u>	RDA, Tax Increment Revenues
<u>Call Date:</u>	4/1/2025
<u>Callable Amount:</u>	\$7,185,000

City of South Jordan
Special Assessment - Daybreak Assessment Area No. 1, Series 2016

Fiscal Yr	Principal	Interest	Rates
2026	1,300,000.00	591,825.00	2.000%
2027	1,320,000.00	564,800.00	2.125%
2028	1,365,000.00	523,475.00	4.000%
2029	1,420,000.00	467,775.00	4.000%
2030	1,475,000.00	409,875.00	4.000%
2031	1,540,000.00	349,575.00	4.000%
2032	1,590,000.00	294,925.00	3.000%
2033	1,640,000.00	246,475.00	3.000%
2034	1,690,000.00	195,468.75	3.125%
2035	1,750,000.00	141,718.75	3.125%
2036	1,800,000.00	86,250.00	3.125%
2037	1,860,000.00	29,062.50	3.125%
Total	18,750,000.00	3,901,225.00	

<u>Original Bond:</u>	Special Assessment - Daybreak Assessment Area No. 1, Series 2016
<u>Term:</u>	20 Years
<u>Purpose:</u>	\$32.6 Million to complete Road and Water Improvements within the Special Assessment Area known as "Daybreak Assessment Area No.1"
<u>Funding Source:</u>	Assessments levied against properties within the Special Assessment Area.
<u>Call Date:</u>	11/1/2026
<u>Callable Amount:</u>	\$16,130,000

Debt Payment Summary by Fiscal Year

Debt Service Fund

FY 25-26 DEBT PAYMENT SUMMARY - ALL FUNDS					
	2019 Sales Tax	2017 Sales Tax	2016 SAA	2015 RDA	TOTAL
Principal Payments	\$550,000	\$850,000	\$1,300,000	\$895,000	\$3,595,000
Interest Payments	513,000	719,050	591,825	321,450	2,145,325
Total Debt Service	\$1,063,000	\$1,569,050	\$1,891,825	\$1,216,450	\$5,740,325
<u>Funding Sources:</u>					
General Fund	1,063,000	1,099,340			2,162,340
RDA				1,216,450	1,216,450
Road Impact Fees		149,710			149,710
Police Impact Fees		145,000			145,000
Fire Impact Fees		175,000			175,000
Daybreak #1 SAA			1,891,825		1,891,825
Total	\$1,063,000	\$1,569,050	\$1,891,825	\$1,216,450	\$5,740,325

FY 26-27 DEBT PAYMENT SUMMARY - ALL FUNDS					
	2019 Sales Tax	2017 Sales Tax	2016 SAA	2015 RDA	TOTAL
Principal Payments	\$575,000	\$895,000	\$1,320,000	\$940,000	\$3,730,000
Interest Payments	484,875	675,425	564,800	276,700	2,001,800
Total Debt Service	\$1,059,875	\$1,570,425	\$1,884,800	\$1,216,700	\$5,731,800
<u>Funding Sources:</u>					
General Fund	1,059,875	1,250,425			2,310,300
RDA				1,216,700	1,216,700
Police Impact Fees		145,000			145,000
Fire Impact Fees		175,000			175,000
Daybreak #1 SAA			1,884,800		1,884,800
Total	\$1,059,875	\$1,570,425	\$1,884,800	\$1,216,700	\$5,731,800

Debt Payment Summary by Fiscal Year

Debt Service Fund

FY 27-28 DEBT PAYMENT SUMMARY - ALL FUNDS					
	2019 Sales Tax	2017 Sales Tax	2016 SAA	2015 RDA	TOTAL
Principal Payments	\$595,000	\$815,000	\$1,365,000	\$985,000	\$3,760,000
Interest Payments	464,550	632,675	523,475	229,700	1,850,400
Total Debt Service	\$1,059,550	\$1,447,675	\$1,888,475	\$1,214,700	\$5,610,400
<u>Funding Sources:</u>					
General Fund	1,059,550	1,127,675			2,187,225
RDA				1,214,700	1,214,700
Police Impact Fees		145,000			145,000
Fire Impact Fees		175,000			175,000
Daybreak #1 SAA			1,888,475		1,888,475
Total	\$1,059,550	\$1,447,675	\$1,888,475	\$1,214,700	\$5,610,400

FY 28-29 DEBT PAYMENT SUMMARY - ALL FUNDS					
	2019 Sales Tax	2017 Sales Tax	2016 SAA	2015 RDA	TOTAL
Principal Payments	\$620,000	\$855,000	\$1,420,000	\$1,035,000	\$3,930,000
Interest Payments	443,100	590,925	467,775	180,450	1,682,250
Total Debt Service	\$1,063,100	\$1,445,925	\$1,887,775	\$1,215,450	\$5,612,250
<u>Funding Sources:</u>					
General Fund	1,063,100	1,445,925			2,509,025
RDA				1,215,450	1,215,450
Daybreak #1 SAA			1,887,775		1,887,775
Total	\$1,063,100	\$1,445,925	\$1,887,775	\$1,215,450	\$5,612,250

Debt Payment Summary by Fiscal Year

Debt Service Fund

FY 29-30 DEBT PAYMENT SUMMARY - ALL FUNDS					
	2019 Sales Tax	2017 Sales Tax	2016 SAA	2015 RDA	TOTAL
Principal Payments	\$650,000	\$900,000	\$1,475,000	\$1,090,000	\$4,115,000
Interest Payments	411,350	547,050	409,875	128,700	1,496,975
Total Debt Service	\$1,061,350	\$1,447,050	\$1,884,875	\$1,218,700	\$5,611,975
<u>Funding Sources:</u>					
General Fund	1,061,350	1,447,050			2,508,400
RDA				1,218,700	1,218,700
Daybreak #1 SAA			1,884,875		1,884,875
Total	\$1,061,350	\$1,447,050	\$1,884,875	\$1,218,700	\$5,611,975

Used to account for money that will be used for projects identified in the Infrastructure Improvement & Maintenance and Operations program.

Infrastructure Improvement

The Infrastructure Improvement fund is used to account for improvement projects identified in the IIMO program.

Maintenance & Operations

The Maintenance & Operations fund is used to account for maintenance projects identified in the IIMO program

Capital Equipment

The Capital Equipment fund is used to account for the purchase of City equipment.

Capital Project Funds Summary

	Prior Year Actual FY 23-24	Adopted Budget FY 24-25	Estimated Actual FY 24-25	Proposed Budget FY 25-26
REVENUES				
Impact Fees	\$940,917	\$1,025,000	\$2,202,775	\$1,025,000
Class C Road Funds	4,042,632	4,157,000	4,232,915	4,372,510
Local Transit Tax	2,147,773	2,314,000	2,281,650	2,300,694
Investment Earnings	395,020	150,000	442,668	130,000
Intergovernmental Revenue	1,781,419	0	6,909,538	0
Miscellaneous Revenue	2,000,971	0	1,340,710	0
Total Debt Service Fund Revenue	11,308,732	7,646,000	17,410,256	7,828,204
TRANSFERS IN AND USE OF FUND BALANCE				
Transfers In	16,805,062	4,616,715	5,291,715	6,271,656
Use of Fund Balance	12,113,868	5,054,850	11,422,031	3,275,710
Total Transfers In and Use of Fund Balance	28,918,930	9,671,565	16,713,746	9,547,366
Total Rev, Trans in, and Use of Fund Balance	40,227,663	17,317,565	34,124,002	17,375,570
EXPENDITURES				
Transportation Projects	10,208,395	4,855,000	4,853,087	3,871,000
Parks Projects	994,917	675,000	2,074,305	465,000
Class C Projects	3,392,960	3,057,000	3,808,508	3,057,000
Facilities Projects	198,016	370,000	339,554	110,000
Storm Drain Projects	1,407,520	50,000	25,760	780,000
Miscellaneous Projects	2,230,693	0	4,150,744	185,000
Capital Equipment	6,136,153	2,782,328	8,956,956	3,330,000
Total Debt Service Fund Expenditures	24,568,654	11,789,328	24,208,914	11,798,000
TRANSFERS OUT AND CONTRIBUTION TO FUND BALANCE				
Transfers Out	10,501,083	3,914,850	4,589,850	4,004,710
Contribution to Fund Balance	5,157,926	1,613,387	5,325,238	1,572,860
Total Transfers Out and Contribution to Fund Balance	15,659,009	5,528,237	9,915,088	5,577,570
Total Exp, Trans Out, and Cont to Fund Balance	40,227,663	17,317,565	34,124,002	17,375,570

Capital Improvement Program

A capital project is a new construction, expansion, renovation, or replacement project for an existing facility or facilities. It is a project that helps maintain or improve a City asset, often called infrastructure.

There is \$3,000,000 in general capital funds available for FY 2025-2026. City Council has allocated these funds on capital projects established in the Capital Improvement Program Plan.

The City estimates a revenue stabilization reserve at a level equal to 21% of the General Fund budgeted revenues. Cities are allowed to retain a maximum of 35%. Funds in excess of 35% may be retained if they are earmarked for specific future capital projects.

Projects approved by the Council are listed starting on page 179. Capital equipment to be purchased during this fiscal year are listed on page 182. There are no major non-recurring projects for FY 2026.

In addition, the Council approved leasing of public safety vehicles, replacing 23 vehicles.

Any projects that may need to be addresses during the fiscal year may be funded through the following Project Approval Process:

- Project Manager or Department Director fills out a Project Funding Request Form
- Finance Department verifies availability of funds
- Funding Request is presented to the City Council for approval.
- City Council reviews and approves proposed projects with the annual, mid-year (as needed) and year-end budgets.

5-Year Capital Planning Process

The five-year Capital Improvement Plan (CIP) is the City's planning document for infrastructure development and improvements. Projects identified in the CIP are guided by various development plans and policies established by City Council and City Administration. Some of the studies and documents that influence CIP include: the General Plan, Transportation Master Plan, Storm Drain Master Plan, Culinary & Secondary Water Master Plans, Parks & Recreation Master Plan, Police & Fire Safety Master Plans, the Municipal Code, South Jordan's Mission Statement, and Service Values. The CIP details the priorities and estimated costs of the projects that may be used as a tool by City Administration in developing the final budget. However, the funding sources for projects will not be allocated until the final budget is approved by City Council. The five-year CIP will be updated annually to account for changes in priority, schedule and construction costs.



Road Project

Infrastructure Improvement

Capital Improvement

	Prior Year Actual FY 23-24	Adopted Budget FY 24-25	Estimated Actual FY 24-25	Proposed Budget FY 25-26
Revenues				
Road Impact Fees	\$320,880	\$450,000	\$565,528	\$450,000
Park Impact Fees	213,046	250,000	617,529	250,000
Storm Drain Impact Fees	252,705	150,000	228,603	150,000
Fire Impact Fees	100,982	100,000	606,849	100,000
Police Impact Fees	53,302	75,000	184,266	75,000
Class C Road Funds	4,042,632	4,157,000	4,232,915	4,372,510
Local Transit Tax	2,147,773	2,314,000	2,281,650	2,300,694
Investment Earnings	320,448	150,000	402,110	130,000
Sale of Capital Assets	182,100	0	396,648	0
Other Donations and Reimbursements	818,136	0	285,727	0
Other Miscellaneous	1,523,475	0	2,118,122	0
Total Revenues	9,975,480	7,646,000	11,919,947	7,828,204
Transfers In and Use of Fund Balance				
Transfer from General Fund	4,818,553	0	0	0
Transfer from Fitness Center	1,022,646	0	0	0
Transfer from Storm Drain	910,000	0	0	730,000
Transfer from General CIP Maint	0	0	575,000	0
Transfer from Water	0	0	0	0
Transfer from Gen Local Transit	0	0	0	0
Transfer from Class C Road Funds	0	0	0	0
Transfer from Fire Impact Fees	7,350	0	0	0
Transfer from Police Impact Fees	7,350	0	0	0
Transfer from CP Bond Proceeds	0	0	0	0
Transfer from CDA	0	300,000	300,000	0
Parks Impact Fee Use of Fund Balance	0	0	0	0
Road Impact Fee Use of Fund Balance	0	1,469,850	636,529	150,710
Fire Impact Fee Use of Fund Balance	53,513	45,000	0	65,000
Police Impact Fee Use of Fund Balance	88,171	40,000	0	60,000
Class C Road Funds Use of Fund Balance	130,279	0	675,593	0
Use of Fund Balance	1,063,141	3,500,000	3,911,860	3,000,000
Total Transfers In and Use of Fund Balance	8,101,004	5,354,850	6,098,982	4,005,710
Total Rev, Trans in, and Use of Fund Balance	18,076,485	13,000,850	18,018,929	11,833,914

	Prior Year Actual FY 23-24	Adopted Budget FY 24-25	Estimated Actual FY 24-25	Proposed Budget FY 25-26
Project Expenditures				
Transportation Projects	1,777,010	3,980,000	3,627,581	2,631,000
Parks Projects	352,012	325,000	1,485,688	165,000
Class C Projects	3,392,960	3,057,000	3,808,508	3,057,000
Facilities Projects	78,274	300,000	277,256	0
Storm Drain Projects	1,407,520	50,000	25,760	780,000
Miscellaneous Projects	1,332,725	0	2,603,669	0
Total Project Expenditures	8,340,501	7,712,000	11,828,462	6,633,000
Transfers Out and Contribution to Fund Balance				
Transfer to General Fund	2,138,500	1,100,000	1,100,000	1,100,000
Transfer to General CIP	14,700	0	0	0
Transfer to General CIP Maint	0	1,260,000	1,260,000	835,000
Transfer to General Debt Service Fund	469,612	469,850	469,850	469,710
Transfer to Capital Equipment	4,042,000	1,085,000	1,085,000	1,600,000
Transfer to Self Insurance	1,000,000	0	0	0
Contribution to Fund Balance Impact Fees	552,273	460,000	1,190,232	480,000
Contribution to Fund Balance Local Transit Tax	1,518,898	914,000	1,085,385	500,694
Contribution to Fund Balance Class C Road Funds	0	0	0	215,510
Contribution to Fund Balance	0	0	0	0
Total Transfers Out and Contribution to Fund Balance	9,735,983	5,288,850	6,190,467	5,200,914
Total Exp, Trans Out, and Cont to Fund Balance	18,076,485	13,000,850	18,018,929	11,833,914

Maintenance & Operations

Capital Improvement

	Prior Year Actual FY 23-24	Adopted Budget FY 24-25	Estimated Actual FY 24-25	Proposed Budget FY 25-26
Revenues				
Other Miscellaneous	\$0	\$0	\$0	\$0
Total Revenues	0	0	0	0
Transfers In and Use of Fund Balance				
Transfer from General Fund	2,600	0	0	0
Transfer from General CIP	1,270,000	1,260,000	1,260,000	835,000
Transfer from Capital Equipment	0	0	100,000	0
Transfer from Storm Water	0	35,000	35,000	0
Transfer from CDA	1,250,000	0	0	1,000,000
Use of Fund Balance	0	0	662,559	0
Total Transfers In and Use of Fund Balance	2,522,600	1,295,000	2,057,559	1,835,000
Total Rev, Trans in, and Use of Fund Balance	2,522,600	1,295,000	2,057,559	1,835,000
Project Expenditures				
Storm Drain Projects	0	0	0	0
Transportation Projects	682,029	875,000	622,990	1,240,000
Parks Projects	642,905	350,000	588,617	300,000
Facilities Projects	50,000	70,000	62,298	110,000
Misc Projects	0	0	208,654	185,000
Total Project Expenditures	1,374,934	1,295,000	1,482,559	1,835,000
Transfers Out and Contribution to Fund Balance				
Transfer to Park Impact Fees	0	0	575,000	0
Contribution to Fund Balance	1,147,666	0	0	0
Total Contribution to Fund Balance	1,147,666	0	575,000	0
Total Exp, Trans Out, and Cont to Fund Balance	2,522,600	1,295,000	2,057,559	1,835,000

	Prior Year Actual FY 23-24	Adopted Budget FY 24-25	Estimated Actual FY 24-25	Proposed Budget FY 25-26
Revenues				
Other Miscellaneous	\$268,478	\$0	\$87,900	\$0
Sale of Capital Assets	290,202	0	411,851	0
Total Revenues	558,679	0	499,751	0
Transfers In and Use of Fund Balance				
Transfer from General Fund	1,619,563	1,003,352	1,003,352	1,238,328
Transfer from CDA Fund	0	300,000	300,000	0
Transfer from IFT Fund	1,855,000	633,363	633,363	868,328
Transfer from General CIP	4,042,000	1,085,000	1,085,000	1,600,000
Use of Fund Balance	0	0	5,535,490	0
Total Transfers In and Use of Fund Balance	7,516,563	3,021,715	8,557,205	3,706,656
Total Rev, Trans in, and Use of Fund Balance	8,075,242	3,021,715	9,056,956	3,706,656
Project Expenditures				
Computer Software & Equipment	10,100	100,000	12,353	0
Fire Equipment	407	0	0	0
Police Equipment	183,224	0	172,084	0
Fleet Equipment	5,673,944	2,682,328	8,772,519	3,330,000
Subscriptions	268,478	0	0	0
Total Project Expenditures	6,136,153	2,782,328	8,956,956	3,330,000
Transfers Out and Contribution to Fund Balance				
Transfer to General CIP Maint	0	0	100,000	0
Contribution to Fund Balance	1,939,089	239,387	0	376,656
Total Contribution to Fund Balance	1,939,089	239,387	100,000	376,656
Total Exp, Trans Out, and Cont to Fund Balance	8,075,242	3,021,715	9,056,956	3,706,656

Non-Routine Project

Capital Improvement

PUBLIC WORKS

Cemetery Maintenance Projects

PROJECT INFORMATION

Location: City Cemetery

Project Manager: Matt Doane/Colby Hill

Project Type: Maintenance & Operations

Start Date: 7/1/2025

Category: Cemetery

End Date: 6/30/2029

Bond Fund: Yes ☐ No ☒

Description:

Implement scheduled cemetery maintenance projects. Projects include: turf repairs, facility repairs, landscaping repairs and improvements, overseeding and topdressing, and headstone repairs.

FINANCIAL INFORMATION

Department/Fund	Five-Year Plan					Total 2026-2030
	2026	2027	2028	2029	2030	
<u>Public Works</u>						
General CIP	\$50,000	\$50,000	\$50,000	\$0	\$0	\$150,000
Total Cost	\$50,000	\$50,000	\$50,000	\$0	\$0	\$150,000

Operating Impact:

There are no additional operating impacts expected for this project in the five-year plan.

PUBLIC WORKS

Animal Shelter HVAC Replacement

PROJECT INFORMATION

Location: Animal Shelter

Project Manager: Unassigned

Project Type: Maintenance & Operations

Start Date: 7/1/2025

Category: Facilities

End Date: 6/30/2029

Bond Fund: Yes ☐ No ☒

Description:

Replace original HVAC units(s) - make-up air units, boiler, and air-conditioning unit.

FINANCIAL INFORMATION

Department/Fund	Five-Year Plan					Total 2026-2030
	2026	2027	2028	2029	2030	
Facilities						
General CIP	\$70,000	\$0	\$0	\$0	\$0	\$70,000
Total Cost	\$70,000	\$0	\$0	\$0	\$0	\$70,000

Operating Impact:

There are no additional operating impacts expected for this project in the five-year plan.

Non-Routine Project

Capital Improvement

PUBLIC WORKS

Storm Water Master Plan Projects

PROJECT INFORMATION

Location: Multiple Locations

Project Manager: Unassigned

Project Type: Infrastructure Improvement

Start Date: 7/1/2025

Category: Storm Water

End Date: 6/30/2029

Bond Fund: Yes ☐ No ☒

Description:

Complete various master plan projects identified in the new Water Master Plan.

FINANCIAL INFORMATION

Department/Fund	Five-Year Plan					Total 2026-2030
	2026	2027	2028	2029	2030	
Public Works						
General CIP	\$650,000	\$650,000	\$650,000	\$650,000	\$650,000	\$3,250,000
Total Cost	\$650,000	\$650,000	\$650,000	\$650,000	\$650,000	\$3,250,000

Operating Impact:

Initial operational impact from inspectors labor hours, after install will be an opportunity cost saved in labor hours from storm drain maintenance workers. Estimated labor savings per 1,000 ft of lining or replacement at \$3,940 along with \$2,287 in equipment. One collapsed pipe event able to fixed in house is estimated at a cost of \$23,300.

Annual Operating Costs		2027	2028	2029	2030	Total
	New Personnel (FTE)	-	-	-	-	-
	Personal Services	(3,940)	(3,940)	(3,940)	(3,940)	(15,760)
	Other	(25,586)	(25,586)	(25,586)	(25,586)	(102,344)
	Total Operating Costs	(29,526)	(29,526)	(29,526)	(29,526)	(118,104)

PUBLIC WORKS

Riverfront Parkway Widening

PROJECT INFORMATION

Location: Riverfront Parkway

Project Manager: Unassigned

Project Type: Infrastructure Improvement

Start Date: 7/1/2025

Category: Streets

End Date: 6/30/2029

Bond Fund: Yes ☐ No ☒

Description:

Widen Riverfront Parkway from 11000 South to 11400 South.

FINANCIAL INFORMATION

Department/Fund	Five-Year Plan					Total 2026-2030
	2026	2027	2028	2029	2030	
Public Works						
Transportation Tax	\$1,030,000	\$0	\$0	\$0	\$0	\$1,030,000
Total Cost	\$1,030,000	\$0	\$0	\$0	\$0	\$1,030,000

Operating Impact:

There are no additional operating impacts expected for this project in the five-year plan.

Non-Routine Project

Capital Improvement

PUBLIC WORKS

XBAT Treatment Technology for Pure SoJo

PROJECT INFORMATION

Location: Jordan Basin Improvement District

Project Manager: Joey Collins

Project Type: Infrastructure Maintenance

Start Date: 7/1/2025

Category: Water

End Date: 6/30/2029

Bond Fund: Yes ☐ No ☒

Description:

Water treatment technology for Pure SoJo.

FINANCIAL INFORMATION

Department/Fund	Five-Year Plan					Total 2026-2030
	2026	2027	2028	2029	2030	
<u>Public Works</u>						
Water CIP	\$400,000	\$0	\$0	\$0	\$0	\$400,000
Total Cost	\$400,000	\$0	\$0	\$0	\$0	\$400,000

Operating Impact:

There are no additional operating impacts expected for this project in the five-year plan.

PUBLIC WORKS

Central Control Irrigation Maintenance and Upgrades

PROJECT INFORMATION

Location: Multiple Locations

Project Manager: Unassigned

Project Type: Infrastructure Improvement

Start Date: 7/1/2025

Category: Water

End Date: 6/30/2029

Bond Fund: Yes ☐ No ☒

Description:

Upgrade and maintain the City's central control irrigation system.

FINANCIAL INFORMATION

Department/Fund	Five-Year Plan					Total 2026-2030
	2026	2027	2028	2029	2030	
Public Works						
Water CIP	\$100,000	\$0	\$0	\$0	\$0	\$100,000
Total Cost	\$100,000	\$0	\$0	\$0	\$0	\$100,000

Operating Impact:

There are no additional operating impacts expected for this project in the five-year plan.

South Jordan At A Glance



Vision Statement

We are a family oriented community, founded upon principles of accountability, integrity, and innovation with an unwillingness to compromise in securing a sustainable environment for future generations.

Mission Statement

South Jordan City provides service oriented, responsible government, consistent with the community's values, priorities and expectations for a high quality of life, enhancing the City's fiscal health, providing professional and innovative services, and managing the City's resources, while planning for the future.

Incorporation

1935

Government

The City of South Jordan operates under the Council-Manager form of government.

County

Salt Lake County
www.slco.org

School District

Jordan School District
www.jordandistrict.org

Location

Located in the southwest portion of the Salt Lake Valley, 13 miles south of Salt Lake City.

Climate

On average, there are 225 sunny days per year. The July high is around 94 degrees. The January low is 23 degrees.

Area

25.74 square miles

Elevation

4,316 feet above sea level along the Jordan River, to a high of 5,464 feet along state road U-111.

Parks & Open Space

641 acres

Credit Rating

Implied GO = AAA

Population

South Jordan City is one of the fastest growing cities in the State of Utah. On average, the City's population has doubled every decade since 1960. According to data from the U.S. Census Bureau, South Jordan is currently the 10th largest city in the state. South Jordan's population was 77,487 in 2020. This represents 54 percent increase since 2010. Approximately 30 percent is under the age of 18, and the median age is 32.

Education

South Jordan is part of the Jordan School District. Over 97 percent of South Jordan's residents aged 25 or over have received a high school diploma. Close to 47 percent have obtained a bachelor's degree or higher.

Income

South Jordan’s median household income on average from 2019 to 2023 was \$126,400 and the per capita income in 2023 was \$49,927.

over the last 5 years, 50% of those being town homes and apartments. The City issued approximately 488 residential and 104 commercial building permits in fiscal year 2024.

Persons per Household

The average number of persons per household in South Jordan owner-occupied and renter-occupied homes was 3.11 in 2023.

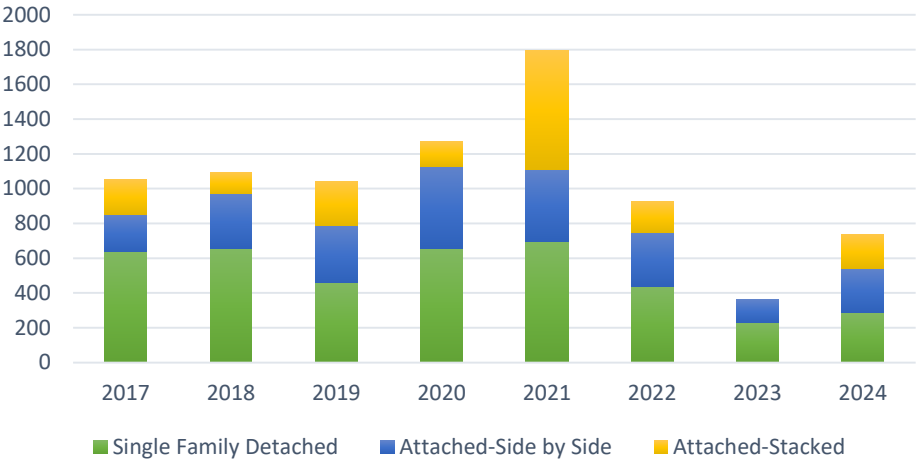
Housing Units

In 2023, 84 percent of the 28,747 housing units were owner occupied, 14.7 percent were renter-occupied, and 4.1 percent were vacant.

Building Permits

While known for its large single-family lots, the City’s housing inventory has become more diverse in the last decade. An average of 861 dwelling units have been permitted per year

Residential Units Permitted by Year



Principal Employers, FY 2024

Rank	Employer	Number of Employees
1	Merit Medical	2,058
2	Ultradent	1,576
3	Jordan School District	1,706
4	Sam's Club/Wal-Mart Supercenter	707
5	Cricut	696
6	Lucid	699
7	South Jordan City	586
8	Lifetime Fitness	561
9	AdvancedMD	537
10	Merrick Bank Corporation	520
	Total	9,646

South Jordan At A Glance

Top 25 Major Sales/Use Tax Contributors, FY 2024

Walmart	Sportsmans Warehouse Inc	Carmax Superstore
Costco Wholesale	Unique Auto Body	Tim Dahle Nissan
Sam's Club	Jerry Seiner	Utah Water Sports
Utah Power & Light	Harmons	Volkswagen Southtowne
MS Financing LLC	Amazon.com	Smiths Food & Drug
Medical Records Online Inc	Apple Computer Inc	Questar Gas Company
Riverton Chevrolet	Executech Utah	USTC Motor Vehicle
Target	Bentley Lamborghini Salt Lake City	
Perry Brothers Honda World	Microsoft Corp	

Retail Sales and Sales Tax Revenue

South Jordan's retail and food sales totaled \$2.42 billion in 2024, an increase of 2 percent from the \$2.36 billion in the prior year. Sales and use tax revenue totaled

\$24.1 million in fiscal year 2024, an increase of \$720 million, or 3.1 percent, compared to \$23.4 million in fiscal year 2023.



Principal Property Taxpayers, FY 2024

Rank	Taxpayer	Taxable Assessed Value
1	Riverpark LLC	\$252,143,800
2	eBay Inc	\$217,742,300
3	VP Daybreak Operations/Investments LLC	\$204,880,085
4	Merit Medical Systems Inc	\$151,907,670
5	Boyer Jordan Heights	\$115,728,900
6	San Tropez Holdings LLC	\$110,129,345
7	DEF Properties	\$84,928,900
8	GMC Property Management	\$77,428,952
9	Wal-Mart	\$64,616,000
10	Sterling Village Partners LLC	\$45,744,435
	Total	\$1,325,250,387

Fire Protection

FY 2024	Number
Full-time employees	99
Part-time employees	1
Fire stations	4
ISO Rating	2
Fire fatalities	1
Fire injuries	2
Fire hydrants inspected	4,165
Flu vaccinations	60
Emergency calls for service (EMS)	6,883
Emergency calls for service (non EMS)	1,351
Patient transports	4,038
Cancelled calls	790
Other (refused care, transferred care)	908
Average response time (Combined)	6:28 min
Inter-facility	11:59 min



Police Protection

FY 2024	Number
Full-time police officers	78
Community Service Officer	1
Priority 1 Response time	7:26 min
NIBRS Crimes (Crimes against person, property, society)	2,309
Police Incidents	37,404

Fleet

FY 2024	Number
City vehicles & equipment maintained	432

Streets & Street Lighting

FY 2024	Number
Pavement lane miles maintained	879.77
Alleyway miles maintained	51.28
Miles of sidewalk maintained	463.84
Number of street lights maintained	6,128
Number of street signs maintained	11,061

Water

FY 2024	Number
Residential accounts	24,192
Commercial accounts	1,659
Miles of water lines	469
Fire hydrants	4,227
Average daily water demand (mgd)	16.29
Daily water conveyance capacity (mgd)	36.46
Miles of secondary water lines	113
Secondary water accounts	4,187

South Jordan At A Glance

Storm Water

FY 2024	Number
Miles of storm water pipe	170
Storm water detention & retention ponds	193
Storm clean out boxes	5,397

Sanitation

FY 2024	Number
Tons of waste recycled annually	4,861
Tons of refuse collected annually	32,614
Residential sanitation accounts	30,465

Parks


FY 2024	Number
Number of parks	41
Natural open space area	237.44 acres
Trails	15.61 miles
Number of park playgrounds	26 units

Recreation

FY 2024	Number
Community Events Offered	35
Gale Museum Visitors	20,075
Senior Program Participants	19,812
Senior Lunches Distributed	16,024
Facility Rental Revenue	\$66,400
Recreation Program Participants	8,561

Economics

FY 2024	Number
Sales Tax:	
Taxable Sales	2,427,491,236
Sales Tax Revenue	24,168,573
Property Tax:	
Assessed taxable property value	12,066,763,546
Property Tax Rate	0.001367%
Bond Ratings:	
Implied GO Rating	AAA
Debt:	
The City has no General Obligation debt, which means no debt attached to property tax.	



South Jordan, Utah is a rapidly growing community located eleven miles south of Salt Lake City. South Jordan is known for being a trendsetter within the valley while maintaining a rural environment creating an ideal place to raise a family. South Jordan has a distinct air of uniqueness from the other metropolitan areas within the county. A rural atmosphere exists with large well kept yards, modern homes, immaculate parks, and annual events that celebrate the history of South Jordan.

The City of South Jordan has become a premier place within the county to live. Known for its beauty, cleanliness, pristine parks, quality schools, amazing community center, and abundant neighborhoods the city attracts both residential and commercial interests.

Settlement

The community of South Jordan's first residents were Alexander Beckstead and his family as they settled a tract of land along the west side of the Jordan River in 1859. Alexander had immigrated from Canada in 1837 after joining The Church of Jesus Christ of Latter-Day Saints (LDS). Most early settlers were also members of the LDS faith and came from Europe by ship, then crossed the plains eventually settling in South Jordan.

The abundance of water, wildlife, and native grasses along the Jordan River drew settlers to the area who had a hope of farming the land. Farming required a managed water supply, therefore Mr. Beckstead and others hand dug a two and a half mile canal to divert water from the Jordan River. The canal, appropriately name "The Beckstead Ditch", was one of the main reasons the South Jordan settlement became a permanent community and continued to grow.

Initial settlers nicknamed the community "Gale" due to the southwest prevailing winds which blow frequently through the area. In fact, the town's first train station was called the Gale Station and the first post office was called the Gale Post Office.

Early Homes

Hillsides along the Jordan River provided the first homes for settlers of the South Jordan community. The settlers would literally dig a hole in the side of the hill to obtain shelter. As time permitted, more permanent type dugouts were built

which would extend beyond the front of the hillside using adobe brick for walls and logs for the extended roof. John W. Winward became one of the first adobe brick makers in the South Jordan area. Building a kiln on his property, he produced bricks for adobe homes which eventually replaced the hillside dugouts. Early pioneer homes in the area usually began with two rooms and as additional resources became available, and as the family grew, other rooms would be added.



Farming & Business

Alfalfa hay and grain were the predominant crops raised in South Jordan's early history. Sugar beets were introduced in 1910 and became the mainstay of South Jordan's agricultural industry after a sugar factory was built in Lehi, Utah. The first flour mill was built in 1895 and ran exclusively on water power. Many farmers brought wheat to the mill for processing and many found employment there as well.

The Jordan Mercantile was the first official retail operation in South Jordan. Operated by the Joseph Holt family, the store offered commodities, household items as well as a shoe department. The first business to offer gas and oil in South Jordan began operations in 1928.

Industry

Although agriculture was the main sources of sustenance for early settlers in South Jordan, many also worked at the United States Smelting and Refining company in Midvale, Utah to earn



History of South Jordan

additional income. The Bingham Canyon Mine, now called Kennecott Copper also had a major influence in South Jordan's history. Several families earned a living providing teams and wagons to haul ore for the mine. Mining operations began in 1903 and have continued for more than 100 years.

Incorporation

In 1935, with a population of more than two hundred residents in the South Jordan community, members of Voting District 329 petitioned for the right to become a town. The petition was accepted by the Board of Commissioners of Salt Lake County and the Town of South Jordan was officially created on November 8, 1935.

The Town of South Jordan operated under the leadership of a Board of Trustees for thirty-two years following incorporation. The first Board President was J.R. Peterson who served for five years. Marie Holt Palmer was hired as the first town clerk and initially Town Board Meetings were held in her home.

City of Second Class Designation

Lieutenant Governor Spencer J. Cox signed an Executive Proclamation on July 28, 2016 designating South Jordan as a city of the second class. Each Utah municipality is classified according to its population. A municipality with a population of 100,000 or more is a city of the first class. A municipality with a population of 65,000 or more but less than 100,000 is a city of the second class. A municipality with a population of 30,000 or more but less than 65,000 is a city of the third class. A municipality with a population of 10,000 or more but less than 30,000 is a city of the fourth class. A municipality with a population of 1,000 or more but less than 10,000 is a city of the fifth class and a municipality with a population under 1,000 is a town.

Tragic Event

Tragedy struck South Jordan in December of 1938. Farrold "Slim" Silcox one of Jordan School District's most experienced drivers was driving the new yellow school bus to school in a snowstorm. The bus carrying 39 people stopped at the tracks and then appeared to have some trouble climbing over the tracks, according to eyewitnesses. This could have been due to the heavy snow or trying to shift gears to navigate the incline.

The "Flying Ute" freight train was running a couple hours late due to the weather after leaving Denver. The locomotive was pulling eighty-four freight cars and traveling at about 52 miles per hour. The engineer, with over 32 years experience, saw the bus stopped on the tracks and ordered an emergency stop. The train did not stop and the impact sheared the bus in two. The

bus motor was found 225 yards to the north, the frame of the bus was carried two blocks wrapped around the locomotive, and the shell of the bus was crunched like tin foil.

The driver and 23 people died leaving only 15 survivors, three of whom would later die due to injuries from the collision. It is as though time stands still as locals recall the train-bus tragedy that is the worst in South Jordan's history.

Growth

South Jordan has seen dramatic increases in population over the years as housing has gradually replaced farmland. Between 1990 and 1999 South Jordan had the second highest growth rate in the State of Utah averaging more than 9.4% per year. The City encompasses 25.74 square miles and is home to more than 87,000 residents. The average household size is 3.56 persons. South Jordan's population is expected to increase by approximately 30,000 additional residents over the next twenty years.

Sources:

Bateman, Ronald; Of Dugouts and Spires; South Jordan City Corporation, South Jordan, UT; 1998.

City of South Jordan; Economic Development.

Jordan School District; Board of Education Minutes; December 1-2 1938.

Various City documents and memoranda.





Summerfest

Fee Schedule

DESCRIPTION		FY 2025-2026
Business License Fees		
Commercial General Business License	New	\$338
	Renewal	\$100
Assisted Living/Nursing	New	\$338 + \$45/bed
	Renewal	\$100 + \$45/bed
Entertainment/Recreation	New	\$1,728
	Renewal	\$1,488
Grocery Store	New	\$464
	Renewal	\$224
Group/Treatment	New	\$1,421
	Renewal	\$1,181
Hotel	New	\$2,705
	Renewal	\$2,465
Restaurant	New	\$634
	Renewal	\$394
Massage	New	\$512
	Renewal	\$345
Department Store (15,000 - 80,000 sq. ft.)	New	\$2,232
	Renewal	\$1,928
Big Box (>80,000 sq. ft.)	New	\$3,332
	Renewal	\$3,076
Residential Rentals	New	\$354
	Renewal	\$100
Sexually Oriented Business	New	\$512
	Renewal	\$345
Model Home	New	\$70
	Renewal	\$25
Booth/room within licensed business - regulated	New	\$25
	Renewal	\$25
Business/room within a licensed business - not regulated	New	\$53
	Renewal	\$25
Alcohol License	New	\$132
	Renewal	\$25
Full Service Restaurant	New	\$277
	Renewal	\$168
Bar	New	\$671
	Renewal	\$562
Mobile Food Vendor License	New	\$154
	Renewal	\$98
Mobile Non-Food Vendor License	New	\$25
	Renewal	\$25

Fee Schedule



DESCRIPTION		FY 2025-2026	
Home Occupation Business License Daycare Preschool Commercial Temporary (fireworks - outdoor only) Commercial Temporary (except fireworks) Business Name Change Credit Card Processing Fee Delinquent Fees (1-30 days after payment due date) Delinquent Fees (31-60 days after payment due date) Delinquent Fees (61-90 days after payment due date) Business License Denial/Revocation Appeal Reasonable Accommodation Hearing	New	\$126	
	Renewal	\$25	
	New	\$273	
	Renewal	\$98	
	New	\$273	
	Renewal	\$98	
		\$262	
		\$217	
		\$7	
		2.95% of fee charged	
		25% of base fee	
		50% of base fee	
		100% of base fee	
		Actual cost of hearing officer’s time based on contract with City. \$819 retainer required. If actual cost is less then retainer, the difference between actual cost and retainer will be refunded to applicant. If actual cost is greater than retainer, applicant must pay the difference between actual cost and retainer before receiving hearing officer’s decision.	
		Actual cost of hearing officer’s time based on contract with City. \$819 retainer required. If actual cost is less then retainer, the difference between actual cost and retainer will be refunded to applicant. If actual cost is greater than retainer, applicant must pay the difference between actual cost and retainer before receiving hearing officer’s decision.	
Collection Fees			
Standard Collection (In-State)		30% of amount owed	
Legal (In-State)		30% of amount owed	
Standard Collection (Out-of-State)		50% of amount owed	
Legal (Out-of-State)		50% of amount owed	
Returned Check Fee		\$20	
Returned EFT/ACH Fee		\$20	per returned transaction
Court Fees			
Plea in Abeyance		\$25	
Small Claims Counter Affidavit \$2,000 or Less		\$50	As per Admin. Office of Court
Small Claims Counter Affidavit > \$2,000 to \$7500		\$70	As per Admin. Office of Court
Small Claims Counter Affidavit > \$7500 to \$10,000		\$120	As per Admin. Office of Court
Small Claims Fees 2,000 or Less		\$60	As per Admin. Office of Court
Small Claims Fees > \$2,000 to \$7,500		\$100	As per Admin. Office of Court
Small Claims Fees > \$7500 to \$10,000		\$185	As per Admin. Office of Court
Small Claims Appeal		\$240	\$230 to District Court, \$10 to City
Garnishment Filing Fee		\$50	As per Admin. Office of Court
Expungement		\$135	\$30 per Certified Copy

Fee Schedule

DESCRIPTION	FY 2025-2026	
Certified Copy (per document)	\$4	plus \$.50 per page. As per Admin. Office of Court
Record Fees:		CJA Rule 4-202.08
Audio CD	\$10	
Paper	\$0.25	per image
Mailing		Actual cost
Fax	\$5	for 10 pages or less. Add'l pages are \$0.50 per page
Personnel Time		First 15 min. free
Clerical Assistant	\$15	per hour
Development Services Fees (Fees shown below contain costs for engineering and building services)		
Any person who commences any work on a building, structure, electrical, gas, mechanical, or plumbing system before obtaining the necessary permits shall be subject to a double permit fee.		
Building Permit Demolition	\$38	
Building Permit Single Family Detached (PRSG)		
\$0-\$500,000	\$2,786	
\$500,001+	\$3,555	
Building Permits Single Family Attached (PRSGA)		
\$0-\$500,000	\$2,692	
\$500,001+	\$3,436	
Building Permit Retaining Wall (PRRW)		
\$0-\$500	\$500	
\$501+	\$683	
Building Permit Sign (PRSG)		
\$0-\$500	\$223	
\$501+	\$343	
Building Permit Roof (PRRF)		
Per Permit	\$158	
Building Permit AG Bldg (PRGA)		
\$0-\$500	\$218	
\$501-\$2,000	\$469	
\$2,001-\$40,000	\$720	
\$40,001-\$100,000	\$1,020	
\$100,001-\$500,000	\$1,447	
\$500,001-\$1,000,000	\$2,051	
\$1,000,001+	\$2,908	
Building Permit Deck (PRDK)		
\$0-\$500	\$174	
\$501-\$2,000	\$454	
\$2,001+	\$683	

Fee Schedule



DESCRIPTION	FY 2025-2026
Building Permit Detached ACCE (PRDA)	
\$0-\$500	\$805
\$501-\$2,000	\$805
\$2,001-\$40,000	\$1,101
\$40,001-\$100,000	\$1,145
\$100,001-\$500,000	\$1,145
\$500,001+	\$1,431
Building Permit Carport (PRCP)	
\$0-\$500	\$543
\$501-\$2,000	\$577
\$2,001-\$40,000	\$612
\$40,001+	\$652
Building Permit Temp Power (PRTP)	
Per Permit	\$93
Building Permit Gas (PRGS)	
Per Permit	\$274
Building Permit Electrical Only (PREL)	
Per Permit	\$212
Building Permit Appliance (PRAP)	
Per Permit	\$160
Building Permit Residential Solar (PRSO)	
\$0-\$500	\$298
\$501-\$2,000	\$370
\$2,001-\$40,000	\$443
\$40,001-\$100,000	\$517
\$100,001+	\$837
Building Permit Residential Pool (PRPO)	
\$0-\$500	\$816
\$501-\$2,000	\$886
\$2,001-\$40,000	\$957
\$40,001-\$100,000	\$957
\$100,001+	\$1,227
Building Permit Residential Addition (PRAD)	
\$0-\$500	\$183
\$501-\$2,000	\$565
\$2,001-\$40,000	\$946
\$40,001+	\$1,856
Building Permit Residential Remodel (PRRR)	
\$0-\$500	\$179
\$501-\$2,000	\$179
\$2,001-\$40,000	\$326
\$40,001-\$100,000	\$326
\$100,001+	\$478

Fee Schedule

DESCRIPTION	FY 2025-2026
Building Permit Residential Basement (PRBS)	
\$0-\$500	\$386
\$501-\$2,000	\$585
\$2,001+	\$784
Building Permit Commercial R-2 (PRAC)	
\$0-\$1,000,000	\$4,416
\$1,000,001-\$5,000,000	\$16,568
\$5,000,001+	\$32,652
Building Permit Commercial Addition (PRCA)	
\$0-\$500	\$759
\$501-\$2,000	\$1,119
\$2,001-\$40,000	\$1,650
\$40,001-\$100,000	\$2,434
\$100,001-\$500,000	\$2,639
\$500,001-\$1,000,000	\$2,855
\$1,000,001-\$5,000,000	\$2,930
\$5,000,001+	\$4,953
Building Permit Commercial Tenant Improvement (PRCR)	
\$0-\$500	\$598
\$501-\$2,000	\$888
\$2,001-\$40,000	\$1,179
\$40,001-\$100,000	\$1,433
\$100,001-\$500,000	\$2,038
\$500,001-\$1,000,000	\$2,038
\$1,000,001-\$5,000,000	\$2,060
\$5,000,001+	\$3,951
Building Permit Commercial (PRNR)	
\$0-\$100,000	\$3,422
\$100,001-\$500,000	\$7,183
\$500,001-\$1,000,000	\$11,505
\$1,000,001-\$5,000,000	\$16,551
\$5,000,001+	\$29,453
Inspections outside of normal business hours	\$61 per hour (minimum charge - 2 hours)
Re-inspection Fee	\$158
Inspections for which no fee is specifically indicated	\$61 per hour (minimum charge - 1/2 hour)
Additional Plan Review Fee	\$171
For use of outside consultants for plan checking and inspections	Actual costs
Accessibility & Energy Review Fee	\$25
Off Site Cleaning Fee	\$78
Overtime Inspector Fee	\$61 per hour
Overtime Truck Fee	\$53 per day
Curb Cut Encroachment Permit	\$193
Standard Encroachment Permits	\$263

Fee Schedule



DESCRIPTION	FY 2025-2026	
Re-Issuance of Encroachment Permit Fee	\$129	
Land Disturbance Fee	\$126	
Re-Issuance of Land Disturbance Permit	\$150	
TV Video Inspection Fee	\$63 base + \$0.77 per linear foot of pipe	
Cold Weather Paving Application Fee	\$252	
Streetlight Connection Fee	\$150 per streetlight	
Small Wireless Facility - Application Fee	\$100	
Small Wireless Installation (with co-location on a utility pole) - Application Fee	\$250	
Small Wireless Right-of-Way	A provider shall pay a right-of-way rate of the greater of 3.5 percent of all gross revenues related to the provider's use of the City's right-of-way for small wireless facilities or two hundred fifty dollars (\$250.00) annually for each small wireless facility in accordance with Utah Code section 54-21-502(2). A provider does not have to pay this rate if it is subject to the Municipal Telecommunications License Tax under title 10, part 4, Municipal Telecommunications License Tax Act.	
Traffic Control Fee (Encroachment Permit)	\$50 per day	
Credit Card Processing Fee	2.95% of fee charged	
Planning Fees		
Subdivision Preliminary	\$1,953	base + \$50 per lot
Subdivision Final	\$2,816	base + \$209 per lot
Subdivision Amendment (same regardless of lot number)	\$3,637	
Right-of-Way Vacation	\$1,818	
Site Plan Amendment Review	\$1,352	
Site Plan Review (small site 0-3 acres)	\$5,551	
Site Plan Review (all other site 3+ acres)	\$6,882	
Minor Site Plan Amendment	\$496	
Small Residential Development	\$1,445	
Accessory Living Unit Planning Commission Review	\$642	
Accessory Living Unit Staff Review	\$147	
Conditional Use Permit	\$676	
Land Use Amendment	\$890	
Rezone and Land Use Amendment	\$924	
Rezone	\$890	
Rezone with Master Development Plan (MDP) - required with all mixed use rezones and land use amendments	\$2,227	
Zone to P-C Zone	\$23	per acre
Rezone with Development Agreement (optional)	\$890	base rezone + \$1,584 Develop. Agreement
Text Amendment	\$1,262	
Annexation	\$1,546	
Sign Permit	\$221	
Sign Permit - Temporary Banner	\$61	
Master Sign Design Guidelines Review	\$288	
Appeal to Planning Commission	\$288	

Fee Schedule

DESCRIPTION		FY 2025-2026	
Appeals to City Council		\$975	
Appeal to Appeal and Variance Hearing Officer		Actual cost of hearing officer’s time based on contract with City. \$819 retainer required. If actual cost is less then retainer, the difference between actual cost and retainer will be refunded to applicant. If actual cost is greater than retainer, applicant must pay the difference between actual cost and retainer before receiving hearing officer’s decision.	
Bond Landscaping Fee		\$50	if paid with credit card, 3% will be added to total
Impounded Sign Release Fee		\$30	
Nonconforming Use/Lot Review Fee		\$39	
Wind Energy Conversion Systems	\$610	\$610	
Residential Chicken Permit	\$76	\$76	
Time Extension Fee		Half of application type base fee	
Lot Line Adjustment	\$742	\$742	
Zoning Compliance Letter	\$284	\$284	
Credit Card Processing Fee		2.95% of fee charged	
Public Infrastructure District			
Escrow Deposit		\$15,000	
Rental Fees			
City Hall			
Council Chambers - Security Deposit		\$250	Refundable if no damage and nothing missing
Council Chambers		\$150	per hour
EV Charging Stations			
Public EV Charging Station		\$.20	per hour for the first 3 hours, \$10 per hour thereafter (no overnight charging)
Public Safety Building			
Oquirrh/Wasatch Room - Security Deposit		\$250	Refundable if no damage and nothing missing
Oquirrh/Wasatch Room		\$150	per hour
Fire Station 64			
Copperview Room - Security Deposit		\$250	Refundable if no damage and nothing missing
Copperview Room		\$150	per hour
Fire Station Community Rooms			
Resident			
Weekdays 8am-5pm (min 2 hrs)		\$25	per hour
Weekdays after 5pm (min 2 hrs)		\$45	per hour
Saturdays (min 2 hrs)		\$45	per hour
Non-resident			
Weekdays 8am-5pm (min 2 hrs)		\$45	per hour
Weekdays after 5pm (min 2 hrs)		\$65	per hour
Saturdays (min 2 hrs)		\$65	per hour

Fee Schedule



DESCRIPTION		FY 2025-2026	
Community Center			
	Resident	\$120	Refundable if no damage and nothing missing
Security Deposit	Non-resident	\$160	Refundable if no damage and nothing missing
Room 126 & 127/Open Seating Area			
Resident			
Monday - Friday 3:30-10:00pm (min 2 hrs)		\$45	per hour
Saturdays & Sundays (min 2 hrs)		\$45	per hour
Non-resident			
Monday - Friday 3:30-10:00pm (min 2 hrs)		\$65	per hour
Saturdays & Sundays (min 2 hrs)		\$65	per hour
Auditorium			
Resident			
Monday - Friday 3:30-10:00pm (min 2 hrs)		\$95	per hour
Saturdays & Sundays (min 2 hrs)		\$95	per hour
Non-resident			
Monday - Friday 3:30-10:00pm (min 2 hrs)		\$130	per hour
Saturdays & Sundays (min 2 hrs)		\$130	per hour
Kitchen		Available upon request with auditorium rental at no additional cost (We discourage food on the carpeted areas)	
Gale Center			
Security Deposit		\$120	Refundable if no damage and nothing missing
Auditorium (hourly)			
Resident			
Weekdays 8am-5pm		\$25	per hour, Minimum 2 hours, Limited Availability
Weekdays after 5pm		\$45	per hour, Minimum 2 hours
Saturdays		\$45	per hour, Minimum 2 hours
Non-resident			
Weekdays 8am-5pm		\$45	per hour, Minimum 2 hours, Limited Availability
Weekdays after 5pm		\$65	per hour, Minimum 2 hours
Saturdays		\$65	per hour, Minimum 2 hours
Finance Fees			
Annual Report		Free Online	
Telecommunication Franchise Fee Application		\$500	

Fee Schedule

DESCRIPTION		FY 2025-2026
Fire Department Fees		
Fire Inspection/Permit Fees		initial inspection and first re-inspection included with license fee
Annual Life Safety Inspection	\$75	Second re-inspection (third visit)
	\$100	for all subsequent re-inspections after the second
Commercial Sprinkler Plan Review//System Inspection		Per ICC/SJC Valuation Fee Schedule
	\$135	For each re-inspection after the second
Residential Sprinkler Plan Review/System Inspection	\$135	
	\$50	For each re-inspection after the 2nd
Underground Flammable/Combustible Liquid Storage Tank &/or Line Installation	\$350	per site
Underground Flammable/Combustible Liquid Storage Tank &/or Line Removal	\$300	per site
Above Ground Flammable/Combustible Liquid Storage Tank Installation	\$125	per site
Tent/Canopy/Air Supported Structure	\$50	1st tent/canopy - \$10 for each additional tent
Public Fireworks Display	\$250	per display location
Medical Gas Test	\$50	
Hydrant Flow Test	\$50	per request
Emergency Services - Ambulance		
Non-Transport, No Care Provided		No Charge
	\$25 or less in Supplies	No Charge
Non-Transport, Care Provided	Helicopter preparation	Maximum allowed by BEMS plus appropriate surcharges
	> \$25 in Supplies	Maximum allowed by BEMS plus appropriate surcharges
	Basic	Maximum allowed by BEMS plus appropriate surcharges
	Intermediate	Maximum allowed by BEMS plus appropriate surcharges
Ambulance Transport	ALS	Maximum allowed by BEMS plus appropriate surcharges
	Critical Care	Maximum allowed by BEMS plus appropriate surcharges
	Interfacility Transfer	Maximum allowed by BEMS plus appropriate surcharges or as per written agreement or contract.
Ambulance Transport - Mileage	Scene to hospital only	Maximum allowed by BEMS
Consumable Supplies and Medications		Maximum allowed by BEMS
Emergency/Standby Services - Cost Recovery		
Apparatus: All		Maximum allowed by FEMA Schedule of Equipment Rates plus appropriate surcharges (personnel, equipment, and/or consumables) or as per Metro Fire Agency cost recovery schedule, whichever is greater.
Equipment: Fire Suppression, Rescue, and Hazardous Materials		Maximum allowed by FEMA Schedule of Equipment Rates plus appropriate surcharges (personnel, equipment, and/or consumables) or as per Metro Fire Agency cost recovery schedule, whichever is greater.

Fee Schedule

DESCRIPTION		FY 2025-2026	
Consumables: Fire Suppression, Rescue, Haz-Mat, and Administrative		Actual cost of supplies plus appropriate surcharges (personnel, apparatus, and/or equipment) or as per Metro Fire Agency cost recovery schedule, whichever is greater.	
Personnel: All positions	\$55	\$75	per person per hour, or as per Metro Fire Agency cost recovery schedule, whichever is greater.
False Alarm Fees	1st Time (in a year)	No Charge	
	2nd Time (in a year)	No Charge	
	3rd Time (in a year)	\$62	
	Thereafter (in a year)	\$124	
	False Alarm Late Fee	\$11 minimum or 18% Annual Interest Rate	
Community Education			
CPR/AED	Resident	\$25	per person
	Non-resident	\$50	preference given to SJ residents
C.E.R.T.	Resident		Actual cost of supplies only
	Non-resident	\$85	preference given to SJ residents
First Aid Training	Resident	\$25	per person
	Non-resident	\$50	preference given to SJ residents
Disaster Preparedness Training	Resident		Actual cost of supplies only
	Non-resident	\$50	preference given to SJ residents
	Resident	\$40	per extinguisher used
Off-Site Training Instruction	\$55	\$75	per instructor per hour, in addition to per person class fees and applicable supply costs
Other			
Flu Vaccination		\$25	
Fire Applicant Test		Actual per applicant test cost (not to exceed \$50)	
GIS Fees			
Zoning and Land Use Maps	Full Color 8.5 x 11	\$2.50	or \$1.00 for black and white copies
	Full Color 11 x 17	\$5	or \$1.00 for black and white copies
	Full Color 36 x 15	\$15	or \$5.00 for black and white copies
	Full Color 42 x 16	\$20	or \$5.00 for black and white copies
	Full Color 36 x 24	\$24	or \$5.00 for black and white copies
	Full Color 54 x 18	\$27	or \$5.00 for black and white copies
	Full Color 62 x 24	\$40	or \$5.00 for black and white copies
	Full Color 96 x 36	\$96	or \$5.00 for black and white copies
GRAMA Fees			
Photocopy or print out of regular size record		\$0.25	Per page for records smaller than 11” X 17”
Black and white photocopy or print out of oversized record		\$7	Per page for records larger than 11” X 17”
Color photocopy or print out of oversized record		\$12	Per page for records larger than 11” X 17”
Electronic records, per DVD, CD, USB Drive		Actual cost of device provided	
Audio/Video records, per tape		\$5	

Fee Schedule

DESCRIPTION		FY 2025-2026	
Fax request (long distance within US) per fax number		\$2	
Fax request (long distance outside US) per fax number		\$5	
Mail request (address within US) per address		\$2	
Mail request (address outside US) per address		\$5	
Research or services fee:		as provided by Utah Code 63-2-203	
Extended research or services fee:		as provided by Utah Code 63-2-203	
Parks & Recreation Fees			
Pavilion		\$50	No Cleaning Deposit
		\$75	No Cleaning Deposit
Skate Park Rental		\$50 per day	If hosting event, must have liability insurance in the amount of \$2 million with South Jordan City as additional insured and acquire a special event permit.
Special Event Permit Application Fee		\$30	
Expedited Special Events Permit		\$40	Collected if the application received after code requirement, 30 day advance of event.
Athletic Field Use - Non Recreational Play Only (Recreational Teams per Negotiated Contract)			
Youth/Adult Sports (BALLFIELDS)			
Field Rental without Prep	Residential	\$50	per field per day
	Non-resident	\$75	per field per day
Ballfield Field Rental with Prep	Residential	\$75	per field per day
	Non-resident	\$100	per field per day
Baseball Field Lighting		\$15	per hour per field
Softball Field Lighting		\$15	per hour per field
Football and Soccer			
Field Rental	Residential	\$50	per field per day
	Non-resident	\$75	per field per day
Field Rental with Prep	Residential	\$75	per field per day
	Non-resident	\$100	per field per day
Concession Facility			
Concession Facility Rental		\$500	per season (fee not deposit)
Mulligans Golf & Games			
Miniature Golf			
Adult		\$8	
Children (11 & under)		\$6	
Rerounds (same course)		\$4	
Group		15% off	Must have at least 15 people.
Batting Cages			
One token (25 pitches)		\$3	
Bat pass (15 tokens)		\$32	
Bat Rental		\$3	

Fee Schedule



DESCRIPTION		FY 2025-2026	
Greens			
The Ridge (9 holes)		\$15	
The Ridge (9 holes) Senior (60 & over) and Junior (11 & under)		\$14	
The Ridge (9 holes) Senior and Junior Monday - Thursday		\$10	
The Meadows (9 holes)		\$10	
The Meadows (9 holes) Senior (60 & over) and Juniors (11 & under)		\$9	
Golf Cart (per cart)		\$20	
(per person per cart)		\$10	
Pull Carts		\$5	
Rental Clubs		\$10	9 holes
Single Iron		\$2	
Range			
Large Bucket (120 balls)		\$15	
20 Punch Pass		\$245	
10 Punch Pass		\$128	
5 Punch Pass		\$66	
Medium Bucket (80 balls)		\$12	
20 Punch Pass		\$210	
10 Punch Pass		\$108	
5 Punch Pass		\$55	
Small Bucket (40 balls)		\$8	
20 Punch Pass		\$128	
10 Punch Pass		\$67	
5 Punch Pass		\$35	
Golf Instruction		contract agreement	
Passes			
Season Pass - Range Only		\$1,000	per year
Season Pass - Range & Golf		\$1,250	per year
Season Pass - Junior Golf & Range		\$550	per year
Golf Cart Punch Pass (20 Punches)		\$100	per year
Senior Punch Pass (20 Punches)		\$120	per year
Tennis Courts/Pickleball Courts		No charge for regular play	
	Resident	\$10	per court per hour (Rec. Dept. pre-approval required)
Private Court Use Reservation	Non-resident	\$12	per court per hour (Rec. Dept. pre-approval required)
Tournaments, League Play and Instructor Lessons		negotiated by contract	
Memorial Park (Cemetery)			
Burial Type			
<u>Outer Area</u>		<u>Initial Fees</u>	<u>Open/Close</u>
Flat Marker Space	Resident	\$1,195	\$567
	Non-Resident	\$1,695	\$750

Fee Schedule

DESCRIPTION		FY 2025-2026	
Raised Marker Space	Resident	\$1,795	\$750
	Non-Resident	\$2,295	\$990
<u>Island Area</u>		<u>Initial Fees</u>	<u>Open/Close</u>
Flat Marker Space	Resident	\$1,895	\$585
	Non-Resident	\$2,395	\$775
Raised Marker Space	Resident	\$2,295	\$775
	Non-Resident	\$2,859	\$1,025
<u>Cremation Garden</u>		<u>Initial Fees</u>	<u>Open/Close</u>
Ossuary	Resident	\$200	\$100
	Non-Resident	\$300	\$135
Pillow Cenotaph	Resident	\$350	
	Non-Resident	\$465	
Granite Tablet	Resident	\$520	\$250
	Non-Resident	\$690	\$330
Premium Companion	Resident	\$1,795	\$475
	Non-Resident	\$2,360	\$625
Premium Individual	Resident	\$1,090	\$475
	Non-Resident	\$1,430	\$625
Companion Post Marker	Resident	\$1,150	\$375
	Non-Resident	\$1,520	\$495
Individual Post Marker	Resident	\$895	\$375
	Non-Resident	\$1,180	\$495
Tree Estate	Resident	\$9,500	\$250
	Non-Resident	\$12,540	\$330
Bridge Niche	Resident	\$6,875	\$375
	Non-Resident	\$9,075	\$495
Family Columbarium	Resident	\$24,750	\$475
	Non-Resident	\$32,670	\$625
Community Columbarium	Resident	\$1,295	\$375
	Non-Resident	\$1,710	\$495
Cremation Pedestal	Resident	\$19,250	\$475
	Non-Resident	\$25,410	\$625
Niche Boulder	Resident	\$2,750	\$250
	Non-Resident	\$3,630	\$330
Cremation Bench	Resident	\$8,500	\$475
	Non-Resident	\$11,220	\$625
Perpetual Care fund		\$438	
Open/Closing (Resident)	Weekday	\$567	
	Weekend/Holiday	\$1,067	
Open/Closing (Non-Resident)	Weekday	\$750	
	Weekend/Holiday	\$1,500	

Fee Schedule



DESCRIPTION		FY 2025-2026	
Open/Closing (Infant/Cremation)	Weekday	\$220	
	Weekend/Holiday	\$720	
Disinterment Fee	Weekday	\$400	
	Weekend/Holiday	\$600	
Certificate (Lost or Transferred)		\$5	
Monument Location Fee		\$35	
Repairs		\$50	per hr plus cost of item (i.e... Tree replacement @ \$200)
Police Department Fees		New Rate	
Fingerprinting		\$10 per card	
Background Checks		\$10	
Police Clearance Letters		\$9	notary and a background check
Police Reports		\$15	
Traffic Accident Report		\$15	
Audio/Video Recordings			per hour based on employee wage (based on salary of the lowest paid employee with the necessary skill and training to fulfill the request)
Extra Duty Fee	\$65 per hour (3 hour minimum) Supervisor fee \$90 (supervisor required for every 4 officers)	\$75	per hour (3 hour minimum) Supervisor fee \$96 (supervisor required for every 4 officers)
Shopping Cart - Recovery Fee		\$5	per occurrence
Shopping Cart - Impound Fee		\$15	per cart
Shopping Cart - Application Fee		\$50	for exemption or administrative hearing
Sex Offender Registry Fee		\$25	
Sex Offender DNA Fee		\$25	
Animal Control Fees			
Dog License renewal (Altered)		\$10	annually
Dog License renewal (Non-Altered)		\$35	annually
Senior Citizen - Age 65 (Dog must be altered)		\$5	annually
Vicious Dog Fee (Sterilized)		\$150	annually
Vicious Dog Fee (Unsterilized)		\$250	annually
Vicious Dog Sign		Actual cost of sign	
Impound Fee			
Domestic Animals		\$32	plus \$8 per day
Second Impound		\$50	plus \$8 per day
Third and Above Impound		\$100	plus \$8 per day
Livestock		\$60	plus \$12 per day
Microchip Service		\$20	
Adoption Fee (Altered)		\$25	
Adoption Fee (Non-Altered)		\$25	+ \$125 sterilization fee
Euthanasia Fee		\$40	
Disposal		\$25	

Fee Schedule

DESCRIPTION		FY 2025-2026	
False Alarm Fees			
1st Time (in a year)		No Charge	
2nd Time (in a year)		No Charge	
3rd Time (in a year)		\$62	
Thereafter (in a year)		\$124	
False Alarm Late Fee		\$11	minimum or 18% Annual Interest Rate
Solid Waste Regulatory Fees			
Commercial Hauler		6%	of all gross receipts payable monthly
Private Hauler		\$120	Annually
Storm Drain Fees		New Rate	
Residential	\$9.02	\$9.29	per month (total residential storm drain fee = 1 ERU*)
*ERU is equivalent residential unit equal 4,752 square feet of impervious surface			
Non-residential	\$9.02	\$9.29	per month (total non-residential rate storm drain fee per ERU*)
*Non-residential fees will be calculated based on the following formula: square feet of impervious surface/ 1 ERU = monthly fee			
*example: a non-residential property with 26,136 square feet of impervious surface (26,136 sq.ft./4,752 sq. ft. = 5.5 ERU's = 5.5 x \$8.51 = \$46.80)			
TV Video Inspection Fee		\$200 base	plus \$1.90 per linear foot of pipe
Storm Drain Cleaning Fee		\$250 base	plus \$250 per hour
Storm Water Inlet Marker		\$5	per marker
Inlet Filter BMP		\$20-\$30	per filter, depending on size
Maintenance Agreement Inspection Admin Fee		\$200	per inspection plus acreage below
Up to 1 acre		\$375	
1-4.99 acres		\$500	
5-9.99 acres		\$750	plus \$50 per each additional acre over 10
Work Reinstatement Fee		\$250	per reinstatement
Street Sweeping Fee (contractor failure to clean up)		\$530	plus personnel & equipment costs
Waste Collection Fees		New Rate	
Dumpster	\$40	\$50	per weekday
	\$80	\$100	per weekend
30 Yard Dumpster		\$160	per weekend
Overweight or Overfilled Dumpsters		\$250	
Unaccepted Items in Dumpster		\$50 per item	tires, chemicals, batteries, electronics, concrete, large tree stumps, etc.
Container Swap Out Fee		\$100	per container
1st Can	\$14.89	\$16.05	per month
Each additional can	\$9.97	\$10.74	per month
Senior Option (70 gallon can)	\$11.03	\$11.89	per month
Early Return of 2nd can < 1 yr		\$54	
Recycling		\$2	per container per month

Fee Schedule



DESCRIPTION		FY 2025-2026	
Suspension Fee (period must be >30 days)		\$22	
Special Services Pickup		\$15	Trash 5'x5'x5' pile of debris
Christmas Tree Pickup		\$10	
Water Rates		New Rate	
Culinary Water Rates			
Monthly Culinary Water Base Rates (per meter)			
Connection Size	Base Fee Multipliers		
3/4"		\$30.00	
1"	1.09	\$32.80	
1 1/2"	1.12	\$33.50	
2"	1.23	\$37.00	
3"	1.82	\$54.50	
4"	2.47	\$74.10	
6"	4.27	\$128.00	
8"	6.60	\$198.00	
10"	8.00	\$240.00	
Volumetric Culinary Water Usage Rates			
Tier 1	\$2.14	\$2.21	
Tier 2	\$2.41	\$2.49	
Tier 3	\$2.68	\$2.77	
Tier 4	\$2.95	\$3.05	
Tier 5	\$3.21	\$3.32	
Secondary Water Rates			
Base Rate	\$18	\$19	
Pumped Rate	\$5.20	\$6	
Secondary Water Share Leasing Administration Fee		\$10	on top of the canal company assessed fee
Cash in lieu of water shares required by development			Market Rate (per acre foot)
New Service Fee		\$17	
Transfer of Service within City Limits		\$12	
Turn on service (excluding new of transferred service)		\$35	
Turn off service (excluding permanent discontinuance of service)		\$35	
Reconnection Fee		\$75	
Residential Construction Water (Shall not be prorated)		\$212	for each 90 days
Commercial Construction Water (Shall not be prorated)		\$2.18	per 1000 gallons used
Commercial/Landscape Meter Set		\$310	Plus Cost of Meter
Flushing Fee		\$250	plus the cost of water
Commercial Backflow Inspection		\$130	per inspection
Water Pressure Inspection Fee		\$65	per inspection
After Hours Contractor Work Request		\$43	per hour
Water Sample Fee		\$65	per sample
Water Meter Installation Call Back		\$40	and \$40 per additional call back
Water Meter Tampering Fee		\$70	per tampering

DESCRIPTION	FY 2025-2026	
Water Meter Fee (3/4")	\$433.29	per meter
Water Meter Fee (1")	\$567.05	per meter
Water Meter Fee (1.5")	\$942.81	per meter
Water Meter Fee (2")	\$1,165.01	per meter
Water Meter Fee (3")	\$2,553.65	per meter
Water Meter Fee (4")	\$3,040.73	per meter
Water Meter Fee (6")	\$4,625.61	per meter
Water Meter Fee (8")	\$5,338.41	per meter
Secondary Water Meter Fee (1")	\$559.13	per meter
Antennas	Actual cost of device	
ERT's	Actual cost of device	
Registers	Actual cost of device	
Non-Metered Base Rate Service Fee	\$1.50	per month
Broken Transponder Replacement Fee	\$102.50	
Late Fee	\$0.50 or 5%	per month, whichever is larger
Second Violation of the Water Shortage Management Plan	\$100	
Third & Subsequent Violations of the Water Shortage Management Plan	\$500	
Fire Hydrant Fees		
<u>Standard Fees</u>		
Fire Hydrant Deposit (Refundable)	\$2,900	
Fire Hydrant Usage	\$4.45	per 1000 gallons used
<u>3 Month Contract</u>		
Water Usage Payment	\$1,001.25	
<u>6 Month Contract</u>		
Water Usage Payment	\$2,002.50	
<u>12 Month Contract</u>		
Water Usage Payment	\$4,005	
*Water usage payment is an estimated amount for the contract time frame. Water usage will be reassessed at the end of contract. Refund or invoice will be made depending on total amount of water usage.		

Note: Impact Fees are not included in Fee Schedule

Accrual Basis of Accounting – A method of accounting in which revenues and expenditures are recognized at the time they are incurred, as opposed to when cash is received or spent.

ACFR – (see Annual Comprehensive Financial Report).

Ad Valorem Tax – Taxes levied on both real and personal property according to the property’s valuation and the tax rate. Also known as Property Tax.

Administrative Fees – Fees allocated to Special Revenue Funds and Enterprise Funds to cover support costs incurred by General Fund divisions.

Adopted Budget – The annual budget approved by the City Council that establishes the legal authority for the expenditure of funds in the fiscal year.

Allocation – The assignment of one or more items of cost or revenue to one or more segments of an organization according to benefits received, responsibilities, or other logical measures of use.

Annual Comprehensive Financial Report (ACFR) – The audited annual report of the City’s financial condition at the conclusion of the fiscal year.

Appropriation – Legal authorization granted by the City Council to make expenditures and incur obligations for specific purposes.

Assessed Valuation – A valuation set upon real estate or other property by the Salt Lake County Assessor as a basis for levying property taxes.

Assigned Fund Balance - The portion of a fund balance that has been set aside for a specific purpose by City Administration.

Audit – A review performed by an independent certified public accountant to form an opinion regarding the legitimacy of transactions and internal controls.

Balanced Budget – A budget in which current revenues equal current expenditures. The State or local government may set the

legal requirements for a balanced budget.

Basis of Budgeting – The City’s budget is based on the modified accrual basis of accounting for its governmental and proprietary funds. (See modified accrual basis of accounting).

Bond – A written promise to pay a specified sum of money, called the face value or principal, at a specified date or dates in the future, called the maturity date(s), together with periodic interest at a specified rate.

Bond Proceeds – Funds received from the sale or issuance of bonds.

Bond Rating – A methodology used to measure the fiscal health of the City. Generally, analyst firms such as Standard and Poor’s, Moody’s Investor Service, and Fitch Ratings provide bond ratings to municipalities. Bonds rated AAA/Aaa are judged to be the best quality and carry the smallest degree of risk and, together with AA/Aa bonds, comprise high grade bonds. Ratings including “++ or “1” designate the strongest bonds in the rating category. Generally, highly rated bonds result in lower interest rates.

Bond Refinancing – The payoff and re-issuance of bonds to obtain better interest rates and/or bond conditions.

Bond Refunding – The redemption of a bond with proceeds received from issuing lower-cost debt obligations.

Budget – A financial plan consisting of an estimate of proposed expenditures and their purposes for a given period and the proposed means of financing them.

Budgetary Control – The control of management of a governmental unit or enterprise in accordance with an approved budget for the purpose of keeping expenditures within the limitations of authorized appropriations and available revenues.

Building Authority Bonds - Bonds secured by specified asset.

Call Date - Date on which a bond can be redeemed before maturity. Earliest date on which bonds can either be paid off or refinanced.

Capital Assets – Assets of significant value and having a useful life of several years.

Capital Carryovers – Any unspent appropriation for capital projects that are authorized by City Council to be reappropriated in the following year.

Capital Equipment - Equipment with an expected life of more than one year, such as automobiles, computers, and furniture.

Capital Improvement Program – 5 year plan, updated annually to prioritize infrastructure needs. The plan includes capital project and maintenance expenditures for public facilities and infrastructure (buildings, streets, etc.), with estimated costs, sources of funding, and timing of work over a period of time.

Capital Outlay – Expenditures which result in the acquisition of capital assets.

Capital Project – Projects involving the purchase or construction of capital assets.

Career Ladder Increases - Career ladders are pay increases within a job series conditioned on obtaining required service experience and specified skills, training, and/or certification. They are typically used for jobs with critical or rapid learning curves to bring entry level employees to full productivity. They also act to encourage retention with the City, by discouraging movement to other employers after the City has invested resources in training and certification. Existing career ladders correspond with similar career ladders in the City's relevant job market. This year's budget includes several new career ladders which also correspond with the job market.

CDBG – (see Community Development Block Grant).

Certified Tax Rate – The tax rate that would generate the same amount of revenue as the previous year plus any new growth.

CIP – (see Capital Improvement Program).

Committed Fund Balance – The portion of a fund balance that has been set aside for a specific purpose by the City Council.

Community Development Block Grant (CDBG) – The Housing and Community Development Act of 1974 provides funds to cities and counties to develop urban communities and expand economic opportunities principally for low- and moderate-income persons.

Consolidated Budget – City budget that includes all funds – governmental and proprietary.

Consumer Price Index (CPI) – A statistical description of price levels provided by the United States Department of Labor. The change in this index from year to year is used to measure the cost of living and economic inflation.

Contingency – An appropriation of funds to cover unforeseen expenditures which may occur during the budget year.

CPI – (see Consumer Price Index).

Debt Service – The payment of principal, interest, and service charges related to long-term debt.

Debt Service Fund – A fund established to account for the accumulation of resources for, and the payment of, general long-term debt principal and interest.

Deficit – An excess of expenditures or expenses over revenues.

Department – A major administrative division of the City that indicates overall management responsibility for an operation or group of related operations within a functional area.

Depreciation – Expiration in the service life of fixed assets, attributable to wear and tear, deterioration, action of the physical elements, inadequacy, and obsolescence.

Division – A sub-section within a department that provides specific services.

Encumbrances – Obligations or commitments in the form of purchase orders or contracts, the expenditure/expense of which has not yet occurred.

Enterprise Fund – A fund established to account for operations that are financed and operated in a manner similar to private business enterprises – the services are predominantly self-supported by user fees and charges. Examples are water and sanitation.

Expenditure – The actual spending of governmental funds set aside by an appropriation.

Expense – The actual spending of proprietary funds set aside by an appropriation.

Fiscal Year – The twelve-month period of time to which a budget applies. The City of South Jordan's fiscal year is July 1 through June 30.

Franchise Tax – A tax levied at the state level against businesses and partnerships chartered within that state. South Jordan charges a 6% franchise tax for electrical and natural gas utilities.

FTE – (see Full Time Employees).

Full Time Equivalent – The hourly equivalent of a full-time employee. An FTE can be made up of either one full-time employee or two or more part-time employees whose total hours equal 2,080 per year.

Fund – A fiscal or accounting entity with a self-balancing set of accounts established for the purpose of carrying out specific activities in accordance with clearly defined restrictions and/or limitations.

Fund Balance – The difference between a fund's assets and its liabilities.

Funding Source - Source of money pledged to pay principal and interest.

GAAP – (see Generally Accepted Accounting Principles).

GASB – (see Governmental Accounting Standards Board).

General Fund – The primary fund of the City used to account for all financial resources except those identified for special purposes or required to be accounted for in another fund.

Generally Accepted Accounting Principles (GAAP) – Uniform minimum standards for financial accounting and recording.

Governmental Accounting Standards Board (GASB) – The group that develops standardized reporting for government entities.

General Obligation Bonds – Bonds used for various purposes and repaid by the regular revenue raising powers of the City.

Grant – Contributions, gifts, or assets from another government entity to be used or expended for a specified purpose, activity, or facility.

Haircut Provision - Utah code related to redevelopment areas that allows portions of tax increment to be allocated and spent toward recreational purposes.

Impact Fees – Fees used to offset the additional burden on city infrastructure caused by new development within the city. The fees are collected and accounted for separately to be used for projects relating to the impact of the additional development.

Infrastructure – Facilities or assets on which the continuance and growth of a community depend, such as streets, waterlines, etc.

Interfund Transfers – Monies transferred from one fund to another to either finance the operations of another fund or to reimburse the fund for certain expenditures/expenses.

Intergovernmental Revenue – Money collected by one level of government and distributed to another level of government.

Long-term Debt – Debt with a maturity of more than one year after the date of issuance.

Maturity – The date on which the principal or stated values of investments or debt obligations are due and may be reclaimed.

Merit/Wage Compression Increase - Typically government employers recognize performance and increased experience with annual merit increase. Unlike most other government employers, however, South Jordan has an open range, rather than a step plan. In a step plan, the annual percentage is preset. In an open range it is not. City employees have not received merit increases during the economic downturn, although the number of employees has not grown in spite of population and service growth.

Modified Accrual Basis of Accounting – A method of accounting in which revenues are recognized in the period in which they become available and measurable and expenditures are recognized at the time a liability is incurred.

Motor Vehicle Fee – Fee imposed on passenger cars, light trucks, sport utility vehicles, vans, motorcycles, and recreational vehicles and due at the time of registration.

Operating Expenditures – The cost for materials and equipment required for a department to perform its functions.

Operating Revenues – Funds received by the City as income to pay for ongoing operations.

Ordinance – A formal legislative enactment by the City Council. It has the full force and effect of law within City boundaries unless preempted by a higher form of law. An ordinance has a higher legal standing than a resolution.

Property Tax – An ad valorem (according to value) tax based on the fair market value of real property (land and buildings) and personal property (business equipment). Fair market value is determined by the county as of January 1 of each year.

RDA – (see Redevelopment Agency).

Redevelopment Agency – A separate entity established to revitalize blighted and economically depressed areas of a community and to promote economic growth.

Refunded - Refinanced to take advantage of lower interest rates.

Reserve – A portion of a fund balance which has been legally segregated for a specific use and is, therefore, not available for further appropriation or expenditure.

Resolution – A special order of the City Council that requires less legal formality and has a lower legal standing than an ordinance.

Revenues – Sources of income such as taxes used to finance the operation of government.

Revenue Bonds - Payable from specified revenues such as Sales Tax, User Fees.

Sales Tax – Tax imposed on the taxable sales of all final goods. South Jordan receives part of the 6.85% sales tax charged in Salt Lake County.

Special Assessment – A tax on property owners who receive a benefit not received by all other taxpayers.

Special Improvement District (SID) – An area of the city where the property owners come together and vote on incurring the costs of making special improvements to the area (such as putting in custom streetlights). A special improvement district is created and a bond is issued to pay for the project. Then the property owners within the district pay a special assessment in addition to their taxes in order to repay the bond.

Special Revenue Fund – Fund used to account for specific revenue sources that are legally restricted to be spent for specified purposes. Examples are storm drain and risk management.

Tax Base – The total taxable value of property within the local government's legal boundaries.

Tax Increment – Property tax that is collected as a result of increased valuation within an RDA area.

Tax Rate – The amount of tax levied for each \$100 of assessed valuation.

Taxable Value – The assessed value of property less exemptions.

Taxes – Compulsory charges levied by a government for the purpose of financing services for the common benefit of the people.

Transfers – Legally authorized intra-city transfers of appropriations from one City fund to another City fund. Revenues and expenditures are accounted for in both funds.

Truth in Taxation – Legal requirement for Utah cities to hold public hearings in the event the city chooses to adopt a tax rate higher than the certified tax rate.

Undesignated Fund Balance – A portion of a fund balance that has not been designated or reserved for any specific use.

User Fees – The payment of a fee for direct receipt of a public service by the party benefiting from the service.

City of South Jordan

1600 W. Towne Center Drive • South Jordan, UT 84095
Tel: (801) 254-3742 • Fax: (801) 253-5250
www.sjc.utah.gov



RESOLUTION R2025 - 31**A RESOLUTION OF THE CITY COUNCIL OF THE CITY OF SOUTH JORDAN, UTAH, STATING PROPOSED COMPENSATION INCREASES FOR SPECIFIC CITY OFFICERS.**

WHEREAS, Utah Code Section 10-3-818 regarding City employee salaries requires cities to publish proposed compensation increases for specific City officers; and

WHEREAS, The City must now hold a public hearing on proposed compensation increases for executive municipal officers before adopting those increases; and

WHEREAS, The South Jordan City Council finds that stating the proposed compensation increases as set forth in this Resolution will comply with Utah Code requirements and will promote the public health, safety, and welfare of the residents of the City of South Jordan.

NOW, THEREFORE, BE IT RESOLVED BY THE CITY COUNCIL OF THE CITY OF SOUTH JORDAN, UTAH:

SECTION 1. Proposed Compensation Increases. The attached Exhibit A contains compensation increases proposed for inclusion in the upcoming City budget.

SECTION 2. Effective Date. This Resolution shall become effective immediately upon passage.

APPROVED BY THE CITY COUNCIL OF THE CITY OF SOUTH JORDAN, UTAH, ON THIS 3rd DAY OF JUNE, 2025 BY THE FOLLOWING VOTE:

	YES	NO	ABSTAIN	ABSENT
Patrick Harris	_____	_____	_____	_____
Kathie Johnson	_____	_____	_____	_____
Donald Shelton	_____	_____	_____	_____
Tamara Zander	_____	_____	_____	_____
Jason McGuire	_____	_____	_____	_____

Mayor: _____
Dawn R. Ramsey

Attest: _____
City Recorder

Approved as to form:


Ryan W. Loose (May 30, 2025 08:13 MDT)

Office of the City Attorney

Resolution R2025 – 31
Exhibit A

Title	Merit Increase	Cost of Living Adjustment	Proposed Total Percentage Increase
City Attorney	0%	1%	1%
Assistant City Manager	0%	1%	1%
City Manager	0%	1%	1%
Associate Director of Strategy and Budget	0%	1%	1%
Director of Strategy and Budget	0%	1%	1%
Associate Director of Human Resources	0%	1%	1%
Director of Human Resources	0%	1%	1%
Chief Financial Officer	0%	1%	1%
Deputy Director of Finance	0%	1%	1%
Director of City Commerce	0%	1%	1%
Director of Administrative Services	0%	1%	1%
Director of Information Technology	0%	1%	1%
Associate Director of Recreation	0%	1%	1%
Director of Recreation	0%	1%	1%
Building Official	0%	1%	1%
Deputy City/Transportation Engineer	0%	1%	1%

Director of Engineering Services	0%	1%	1%
City Planner	0%	1%	1%
Director of Planning	0%	1%	1%
Deputy Fire Chief	0%	1%	1%
Fire Chief	0%	1%	1%
Deputy Police Chief	0%	1%	1%
Police Chief	0%	1%	1%
Associate Directors of Public Works	0%	1%	1%
Director of Public Works	0%	1%	1%

ORDINANCE NO. 2025 - 13

AN ORDINANCE OF THE CITY COUNCIL OF THE CITY OF SOUTH JORDAN, UTAH, FIXING THE COMPENSATION FOR THE SOUTH JORDAN ELECTIVE AND STATUTORY OFFICERS.

WHEREAS, pursuant to Utah Code § 10-3-818 the compensation or compensation schedule for the City of South Jordan's (the "City") elective and statutory officers is adopted by ordinance after a public hearing; and

WHEREAS, the compensation for the South Jordan elective and statutory officers is their annual salary but does not include other compensation as described in South Jordan Municipal Code (SJMC) §2.20.120 C.; and

WHEREAS, SJMC §2.20.120 A. sets the annual compensation for the South Jordan Mayor and City Council (the City's elective officials) as adopted by ordinance and that the "Mayor and City Council shall receive the same annual cost of living adjustment, if any, which is approved for full time employees in the budget process"; and

WHEREAS, in addition to the annual compensation, Mayor Ramsey receives Performance Compensation in the amount of \$84,006.00 as set by the City Council as compensation for extra duties as detailed in South Jordan Ordinance 2022-07; and

WHEREAS, the City proposes to set a three year compensation schedule for the elective officials based on a proposed 3% cost of living adjustment ("COLA"), though if employees receive less than 3% COLA the elective officials shall receive what the employees receive; and

WHEREAS, the City Recorder and City Treasurer are the City's statutory officials; and

WHEREAS, the City proposes an increase for the elective and statutory officers consistent with the increase to City employees as detailed in Exhibit A; and

WHEREAS, the South Jordan City Council finds it in the best interest to fix the compensation for the City's elective and statutory officials.

NOW, THEREFORE, BE IT ORDAINED BY THE CITY COUNCIL OF THE CITY OF SOUTH JORDAN, UTAH:

SECTION 1. Elective and Statutory Compensation. The compensation for City of South Jordan elective and statutory officials is hereby set as shown in Exhibit A.

SECTION 2. Severability. If any section, part or provision of this Ordinance is held invalid or unenforceable, such invalidity or unenforceability shall not affect any other portion of this Ordinance and all sections, parts, provisions and words of this Ordinance shall be severable.

SECTION 3. Effective Date. This Ordinance shall become effective immediately upon publication or posting as required by law.


PASSED AND ADOPTED BY THE CITY COUNCIL OF THE CITY OF SOUTH JORDAN, UTAH, ON THIS 3RD DAY OF JUNE, 2025 BY THE FOLLOWING VOTE:

	YES	NO	ABSTAIN	ABSENT
Patrick Harris	_____	_____	_____	_____
Kathie Johnson	_____	_____	_____	_____
Donald Shelton	_____	_____	_____	_____
Tamara Zander	_____	_____	_____	_____
Jason McGuire	_____	_____	_____	_____

Mayor: _____
Dawn R. Ramsey

Attest: _____
Anna Crookston, City Recorder

Approved as to form:



Office of the City Attorney

Ordinance 2025 – 13
Exhibit A

City of South Jordan Elective Officials¹

South Jordan Mayor	Performance Compensation:	\$84,006.00 ²
	Annual Compensation:	Combined Compensation
	• FY 2026 - \$42,646	\$126,652
	• FY 2027 - \$43,925	\$127,931
	• FY 2028 - \$45,243	\$129,249
South Jordan City Council	Annual Compensation:	
	• FY 2026 - \$19,623	
	• FY 2027 - \$20,212	
	• FY 2028 - \$20,818	

City of South Jordan Statutory Officials

South Jordan City Recorder	Annual Compensation:	
	• FY 2026 - \$103,735	
	• FY 2027 - \$106,847	
	• FY 2028 - \$110,053	
South Jordan City Treasurer	Annual Compensation:	
	• FY 2026 - \$96,578	
	• FY 2027 - \$99,475	
	• FY 2028 - \$102,460	

¹ The City proposes to set a three year compensation schedule for the elective officials based on a proposed 3% cost of living adjustment (“COLA”), though if employees receive less than 3% COLA the elective officials shall receive what the employees receive.

² Performance Compensation is only available pursuant to Ordinance 2022-07.

SOUTH JORDAN CITY CITY COUNCIL REPORT

Item 1.4.

Meeting Date: 06-03-2025

Issue: DAYBREAK VILLAGE 12B PLAT 1 LINGER LANE ROW VACATION
File No: PLRWV202500052
Applicant: LHM Real Estate

Submitted by: Greg Schindler, City Planner

Presented by: Brian Preece, Director of Planning & Economic Development

Staff Recommendation (Motion Ready):

- I move to **Approve** Ordinance 2025-04 vacating a portion of right-of-way along the east side of Ziggy Lane located approximately at 11160 South 7120 West.
-

BACKGROUND:

The applicant, Larry H. Miller Real Estate, has petitioned the City to vacate a portion of Linger Lane that is located between Easy Bee Road and Lake Avenue. The area proposed for vacation is approximately 3,317 sq. ft. The applicant has submitted a Subdivision Amendment application which has been approved by the Planning Commission on May 13, 2025. The amended subdivision shows a realigned Linger Lane. The reason for the amendment was to redraw the lot lines to create lots that would fit the footprint of the proposed homes. To accomplish the redrawn lot lines the Lane needs to be relocated. The lot count for the subdivision remained the same. If the right-of-way vacation is approved, the property will be deeded to the adjacent property owner, which is the applicant.

STAFF FINDINGS, CONCLUSIONS & RECOMMENDATION:

Findings:

- Utah Code § 10-9a-609.5(4) provides standards of approval for vacating a public easement:
The legislative body may adopt an ordinance granting a petition to vacate some or all of a public street, right-of-way, or easement if the legislative body finds that:
 - (a) good cause exists for the vacation; and
 - (b) neither the public interest nor any person will be materially injured by the vacation.
- Staff finds that there is good cause for vacating the right-of-way for the following reasons:
 - In order to accommodate a different lot layout and relocation of a portion of Linger Lane, it is essential that the portion right-of-way be vacated by the City.
 - No public interest or any person will be materially injured by the vacation since the relocated lane will be dedicated to the City for public use with the recording of the Daybreak Village 12B Plat 1 Amended Subdivision plat.

Conclusion:

- The proposed vacation of the portion of right-of-way meets the requirements of Utah Code.

Recommendation:

- Based on the Findings and Conclusions listed above, Staff recommends that the City Council take comments at the public hearing and **approve** the petition to vacate, unless, during the hearing, facts are presented that contradict these findings or new facts are presented, either of which would warrant further investigation by Staff.

FISCAL IMPACT:

- There are no significant fiscal impacts.

ALTERNATIVES:

- Approve an amended Application.
- Deny the Application.
- Schedule the Application for a decision at some future date.

SUPPORT MATERIALS:

- Aerial Location Map
- Ordinance 2025-04

WHEN RECORDED RETURN TO:

CITY OF SOUTH JORDAN
ATTN: PLANNING DEPARTMENT
1600 W TOWNE CENTER DRIVE
SOUTH JORDAN, UT 84095

ORDINANCE 2025-04

AN ORDINANCE OF THE CITY COUNCIL OF THE CITY OF SOUTH JORDAN, UTAH, VACATING A PORTION OF LINGER LANE RIGHT-OF-WAY BETWEEN EASY BEE ROAD AND LAKE AVENUE.

WHEREAS, Utah Code §§ 10-9a-608, 609, and 609.5 require that any vacation of some or all of a public street, right-of-way, or easement, including those recorded by subdivision plat, within the City of South Jordan (the “City”) may only be approved by the City Council of the City of South Jordan (the “City Council”); and

WHEREAS, Larry H. Miller Real Estate (the “Applicant”), petitioned the City to vacate a portion of Linger Lane right-of-way (ROW) that runs between Easy Bee Road and Lake Avenue. (3,317 sq. ft.); and

WHEREAS, the City Council held a public hearing to consider Applicant’s petition to vacate the portion of ROW; and

WHEREAS, pursuant to Utah Code § 10-9a-609.5(3), the City Council finds that there is good cause to vacate the ROW and that neither the public interest nor any person will be materially injured by vacating the ROW.

NOW, THEREFORE, BE IT ORDAINED BY THE CITY COUNCIL OF THE CITY OF SOUTH JORDAN, UTAH:

SECTION 1. Grant of Petition to Vacate. The City Council hereby grants the Applicant’s petition to vacate the portion of Linger Lane ROW located between Easy Bee Road and Lake Avenue as more particularly shown on the attached **Exhibit A**.

SECTION 2. Property Transfer. By adopting this Ordinance, ownership of the right-of-way being vacated by this ordinance and more particularly shown on the attached **Exhibit A**, will be transferred to VP Daybreak Devco 2 LLC.

SECTION 3. Severability. If any section, part or provision of this Ordinance is held invalid or unenforceable, such invalidity or unenforceability shall not affect any other portion of this Ordinance and all sections, parts, provisions and words of this Ordinance shall be severable.

SECTION 4. Effective Date. This Ordinance shall become effective upon recordation of this Ordinance or a subdivision plat showing the vacation of ROW.

[SIGNATURE PAGE FOLLOWS]

PASSED AND ADOPTED BY THE CITY COUNCIL OF THE CITY OF SOUTH JORDAN, UTAH, ON THIS _____ DAY OF _____, 2025 BY THE FOLLOWING VOTE:

	YES	NO	ABSTAIN	ABSENT
Patrick Harris	_____	_____	_____	_____
Kathie Johnson	_____	_____	_____	_____
Donald Shelton	_____	_____	_____	_____
Tamara Zander	_____	_____	_____	_____
Jason McGuire	_____	_____	_____	_____

Mayor: _____
Dawn R. Ramsey

Attest: _____

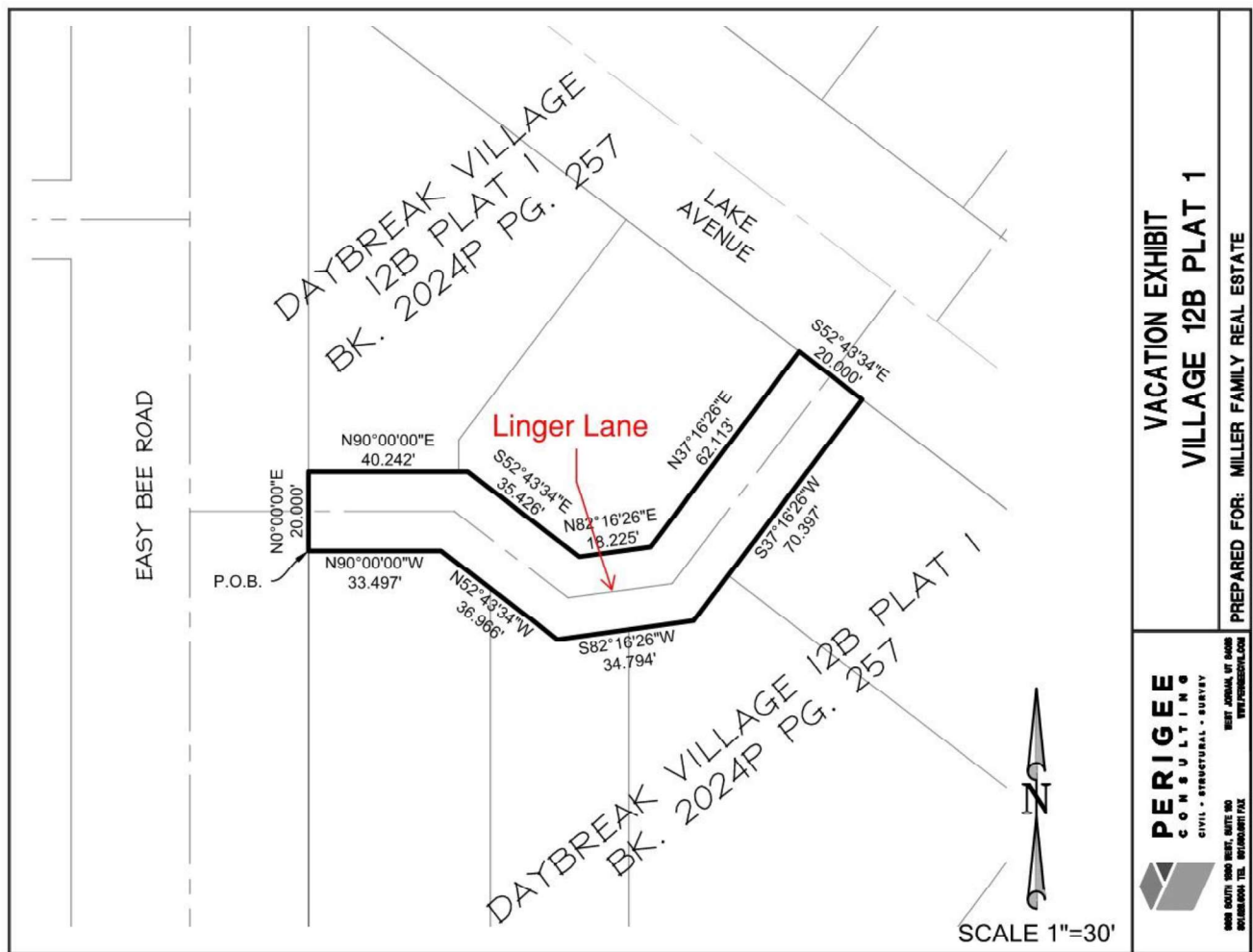
Approved as to form:

Gregory Simonsen
Gregory Simonsen (May 28, 2025 11:07 MDT)
Office of the City Attorney

Exhibit A

VILLAGE 12B PLAT 1

LINGER LANE RIGHT-OF-WAY VACATION



VILLAGE 12B PLAT 1

LINGER LANE RIGHT-OF-WAY VACATION

V12BP1 Amended – ROW Vacation

Beginning at the intersection of the South Right-of-Way Line of Linger Lane and the East Right-of-Way Line of Easy Bee Road, said point that lies South $89^{\circ}56'37''$ East 1119.132 feet along the Daybreak Baseline Southwest (Being South $89^{\circ}56'37''$ East 10583.405 feet between the Southwest Corner of Section 22, T3S, R2W and the Southeast Corner of Section 23, T3S, R2W) and North 2747.800 feet from the Southwest Corner of Section 22, Township 3 South, Range 2 West, Salt Lake Base and Meridian and running thence along said Easy Bee Road North 20.000 feet to the North Right-of-Way Line of said Linger Lane; thence along said Linger Lane the following (4) courses: 1) East 40.242 feet; 2) South $52^{\circ}43'34''$ East 35.426 feet; 3) North $82^{\circ}16'26''$ East 18.225 feet; 4) North $37^{\circ}16'26''$ East 62.113 feet to the Southwesterly Right-of-Way Line of Lake Avenue; thence along said Lake Avenue South $52^{\circ}43'34''$ East 20.000 feet to said South Right-of-Way Line of Linger Lane; thence along said Linger Lane the following (4) courses: 1) South $37^{\circ}16'26''$ West 70.397 feet; 2) South $82^{\circ}16'26''$ West 34.794 feet; 3) North $52^{\circ}43'34''$ West 36.966 feet; 4) West 33.497 feet to the point of beginning.

Property contains 0.076 acres, 3317 square feet.

