



PARKS & PUBLIC WORKS COUNCIL COMMITTEE & COMMITTEE OF THE WHOLE REGULAR MEETING

Tuesday, August 02, 2022, at 5:00 PM

Snoqualmie City Hall, 38624 SE River Street & Zoom

COMMITTEE MEMBERS

Bryan Holloway, Chair

Jolyon Johnson, Councilmember

Ethan Benson, Councilmember

This meeting will be conducted in person and remotely using teleconferencing technology provided by Zoom.

CALL TO ORDER & ROLL CALL

PUBLIC COMMENTS

MINUTES

1. Approval of the minutes dated July 6, 2022.

AGENDA BILLS

2. **AB22-075:** 2023-2028 Proposed Capital Improvement Plan (CIP)

ADJOURNMENT



PARKS & PUBLIC WORKS COUNCIL COMMITTEE & COMMITTEE OF THE WHOLE REGULAR MEETING MINUTES JULY 19, 2022

This hybrid meeting was conducted in-person and remotely using teleconferencing technology provided by Zoom in accordance with Governor Inslee's Proclamation 20-28.

CALL TO ORDER & ROLL CALL

Committee Chair Holloway called the meeting to order 5:00 PM

Committee Members:

Committee Chair Bryan Holloway, Councilmember Ethan Benson, and Councilmember Jolyon Johnson were present.

Mayor Katherine Ross was present. Council Committee of the Whole members Cara Christensen and Rob Wotton were present, as was Rebecca Dugopolski, from Herrera Environmental Consultants.

City Staff:

Mike Chambless, Parks & Public Works Director
Joan Quade, Administrative Assistant
Jeff Hamlin, Deputy Director, Parks & Public Works
Pat Fry, P.E., Project Engineer
Mike Sauerwein, City Administrator
Danna McCall, Communications Coordinator
Bob Sterbank, City Attorney

Kevin Smith, IT Director
Jen Smith, Interim Finance Director
Mark Gerkin, IT Support
Jason Rogers, Interim Community Dev. Director
Drew Bouta, Budget Analyst
Perry Phipps, Police Chief

AGENDA APPROVAL: Approved as written

PUBLIC COMMENTS

None

MINUTES

July 6, 2022 minutes were approved as written.

AGENDA BILLS

AB22-091		Authorization of the Washington State Department of Corrections Class IV Work Crew Master Agreement
	Recommendation:	Add to Council agenda, off-consent
AB22-095		Adoption of the 2021 King County Surface Water Design Manual
	Recommendation:	Add to Council consent agenda

AB22-101		Riverview Park Playground Replacement Project
	Recommendation:	Add to Council agenda, off-consent

DISCUSSION ITEMS

1. Fisher Creek Park Zip-line discussion, with approval to make repairs

ADJOURNMENT

There being no further business to come before the Committee, Committee Chair Holloway adjourned the meeting at 5:38 PM.

Bryan Holloway, Committee Chair

Attest:

Joan Quade, Administrative Assistant



BUSINESS OF THE CITY COUNCIL CITY OF SNOQUALMIE

AB22-075
August 8, 2022
Committee Report

Item 2.

AGENDA BILL INFORMATION

TITLE:	AB22-075: 2023-2028 Proposed Capital Improvement Plan (CIP)	<input type="checkbox"/> Discussion Only
PROPOSED COUNCIL ACTION:	Approve Resolution No. 1620 approving the 2023-2028 Capital Improvement Plan, as revised July 16, 2022	<input checked="" type="checkbox"/> Action Needed:
		<input type="checkbox"/> Motion
		<input type="checkbox"/> Ordinance
		<input checked="" type="checkbox"/> Resolution

REVIEW:	Department Director/Peer	Mike Chambless	Click or tap to enter a date.
	Finance	Drew Bouta	Click or tap to enter a date.
	Legal	Anna Astrakhan	Click or tap to enter a date.
	City Administrator	Mike Sauerwein	

DEPARTMENT:	Parks & Public Works		
STAFF:	Mayor Ross, Budget Manager Drew Bouta, Finance Director Jen Ferguson		
COMMITTEE:	Parks & Public Works	COMMITTEE DATE: August 2, 2022	
COUNCIL LIAISON:	Bryan Holloway	Ethan Benson	Jo Johnson
EXHIBITS:	1. Proposed 2023-2028 Capital Improvement Plan – Update-Revised July 16, 2022 2. Resolution No. 1620		

SUMMARY

The purpose of this agenda bill is for council consideration of the Mayor's 2023-2028 Proposed Capital Improvement Plan (CIP). The proposed CIP will be presented to the City Council for deliberation.

BACKGROUND

The Capital Improvement Plan (CIP) is a planning and financial management tool that helps the City of Snoqualmie identify and prioritize capital investments over a six-year period. The CIP is required by the State of Washington Growth Management Act (GMA) ([RCW 36.70A](#)), which is state law that requires local governments to plan and manage growth that would impact the environment and quality of life.

ANALYSIS – See Exhibit 1, the 2023-2028 Proposed Capital Improvement Plan – Updated July 16, 2022

Mayor Ross presented the plan on May 31, 2022 to the City Council. The proposed plan was updated on June 8, 2022, and July 9, 2022. The City Council reviewed those updates to reflect:

- The GFCs and CIACs funding sources and cashflow forecasts include contributions from the City/Tribe Agreement 5th Amendment for Casino Expansion
- Updated project costs for the Wastewater Reclamation Facility Improvement Project
- A 3.8% true interest cost and bond term revisions (30 yr. to 20 yr.) estimate for the Community Center Expansion Bond per bond financial advisor, PFM
- Updated project detail sheet for the Fire Ladder Truck

- Updated project costs for the Kimball Creek Bridges Restoration Project
- Updated project costs for the Meadowbrook Bridge Restoration Project

The proposed plan was further updated on July 16, 2022, to reflect:

- Current inflationary increases. This revised version effects all project costs, cashflow forecasts, statement of sources, uses and cash balances.

The following table describes inflation rates used to estimate future capital expenditures. The estimates were derived from a construction cost assessment report recently developed for the Washington State Office of Financial Management (June 2022).

	2023	2024	2025	2026	2027	2028
Estimated Annual Inflation	5.6% ¹	4.9%	3.0%	3.0%	3.0%	3.0%

¹ Represents the additional inflationary factor applied to 2023 above and beyond the amount already applied. The goal was to account for the higher than anticipated inflation experienced in 2022 and expected for 2023.

Note: Some capital projects have not been inflated per the table above due to the projects other stakeholders involved that may or may not have committed to funding inflationary increases.

- Community Center Expansion project and Community Park Sprayground projects have been separated.

This revised CIP should replace all previously updated versions for continued Council CIP deliberations and/or approval of the plan.

BUDGET IMPACTS

The first two years (2023 and 2024) of the proposed capital projects and programs and related funding sources of the six-year plan will be included in the upcoming biennial budget for City Council final consideration and budget appropriation.

PROPOSED ACTION

Approve Resolution No. 1620 approving the 2023-2028 Capital Improvement Plan.



2023-2028 Capital Improvement Plan

Vision:

**Snoqualmie is extraordinary;
genuine in its beauty, people,
and quality of life.**

Mission:

**We are stewards of our
natural and built
environment, striving to
preserve and create an
extraordinary community
for our residents, businesses,
neighbors, and visitors.**

Proposed May 31, 2022
Updated June 8, 2022
Updated July 9, 2022
Updated July 16, 2022
Approved Date TBD



Office of the Mayor

Katherine Ross

38624 SE River Street | P.O. Box 987
Snoqualmie, Washington 98065
(425) 888-5307 | kross@snoqualmiewa.gov

May 31, 2022

Honorable Councilmembers and Snoqualmie Residents,

I am pleased to present the proposed 2023-2028 Capital Improvement Plan (CIP) for facilities, parks, transportation, and utilities. This capital investment plan was thoughtfully prepared and addresses several strategic Council priorities including:

- Encourage Economic Vibrancy
- Bolster Neighborhood Livability
- Invest in Transportation & Infrastructure
- Enhance Quality of Life
- Assure a Safe Community
- Ensure Fiscal Transparency and Operational Stability

The \$157.8 million proposed CIP is a financially sound, responsible, and balanced investment in our community. The plan preserves the City's financially stable condition, provides for the proactive maintenance of critical infrastructure, and invests strategically in improvements designed to enhance the quality of life for Snoqualmie residents.

The preservation of City infrastructure and facilities is critical to maintaining the quality of life in Snoqualmie. Ongoing investment in historic downtown infrastructure requires costly repairs and reconstruction, while the backbone infrastructure on Snoqualmie Ridge is now over twenty years old and requires ongoing maintenance to avoid more costly future failures. The CIP dedicates approximately \$24.4 million over a six-year period, or nearly \$4.1 million annually, to the preservation of existing infrastructure with the goal of preventing the costly rebuild of infrastructure in future years if maintenance needs are not adequately addressed.

The proposed CIP is the culmination of several years of work and community discussions about investments to improve the quality of life for Snoqualmie residents, businesses, and visitors including, among others:

- Expanding the Snoqualmie Community Center including the addition of an aquatics center.
- Completing much of the Snoqualmie Riverwalk, which will provide one continuous trail system through Downtown Snoqualmie to Meadowbrook Farm.
- Replacing aging playground equipment, play surfaces, and providing accessibility for all through an all-inclusive playground.
- Increasing sewer treatment capacity and replacing critical components that are nearing the end of their expected service life by updating the water reclamation facility.
- Replacing aging fire apparatus with equipment that has newer technology and is designed to meet the needs of our city.

My sincere gratitude to members of the public, as well as those who have served on the City Council or a commission, past or present, for their contributions to this plan. Special thanks to Budget Manager, Drew

Bouta, Interim Finance Director Jen Ferguson, and all city staff who have contributed to the development of this plan.

Snoqualmie is truly extraordinary, genuine in its beauty, people, and quality of life. This Capital Improvement Plan will continue our fulfillment of that vision.

Sincerely,

Katherine Ross
Mayor

Updates & Revisions

The proposed plan was presented to the City Council on May 31, 2022, and updated on June 8, 2022, and July 9, 2022. The City Council reviewed those updates to reflect:

- The GFCs and CIACs funding sources and cashflow forecasts include contributions from the City/Tribe Agreement 5th Amendment for Casino Expansion
- Updated project costs for the Wastewater Reclamation Facility Improvement Project
- A 3.8% true interest cost and bond term revisions (30 yr. to 20 yr.) estimate for the Community Center Expansion Bond per bond financial advisor, PFM
- Updated project detail sheet for the Fire Ladder Truck
- Updated project costs for the Kimball Creek Bridges Restoration Project
- Updated project costs for the Meadowbrook Bridge Restoration Project

The proposed plan was further updated on July 16, 2022, to reflect:

- Current inflationary increases. This revised version effects all project costs, cashflow forecasts, statement of sources, uses and cash balances.

The following table describes inflation rates used to estimate future capital expenditures. The estimates were derived from a construction cost assessment report recently developed for the Washington State Office of Financial Management (June 2022).

	2023	2024	2025	2026	2027	2028
Estimated Annual Inflation	5.6% ¹	4.9%	3.0%	3.0%	3.0%	3.0%

¹ Represents the additional inflationary factor applied to 2023 above and beyond the amount already applied. The goal was to account for the higher than anticipated inflation experienced in 2022 and expected for 2023.

Note: Some capital projects have not been inflated per the table above due to the projects other stakeholders involved that may or may not have committed to funding inflationary increases.

- Community Center Expansion project and Community Park Sprayground projects have been separated.

This revised CIP should replace all previously updated versions for continued Council CIP deliberations and/or approval of the plan.



EXECUTIVE SUMMARY

The 2023-2028 Capital Improvement Plan (CIP) guides the acquisition and improvement of park, transportation, facility, and utility infrastructure investments over the six-year period and supersedes previous CIPs. The CIP is updated on a biennial basis. Authorized allocations for sources and uses in the first two years of the plan will be included in the 2023-2024 Biennial Budget.

The CIP includes approximately \$157.8 million in capital program, capital project, and debt service expenditures between 2023 and 2028. Of the \$157.8 million, roughly \$30.2 million is earmarked for facilities, \$17.6 million is earmarked for parks, \$22.3 million is earmarked for transportation, and \$86.2 million is earmarked for utilities, and \$1.5 million is earmarked for the purchase of a Fire Ladder Truck. These allocations include approximately \$24.4 million for the preservation of existing community assets, or roughly \$4.1 million annually, through the establishment of capital programs.

Beyond the 2023-2028 time horizon, the City has identified future capital projects and programs, subject to Council approval, totaling approximately \$23.4 million. Some of the capital projects considered beyond 2028 do not have cost information at this time. All capital program or project costs included in the plan are inflated to year-of-expenditure dollars.

The following table summarizes annual capital sources, uses, and cash balance changes over the six-year plan:

	2023	2024	2025	2026	2027	2028	Total
Beginning Cash Balances	\$39.5M	\$37.6M	\$16.2M	\$13.4M	\$8.6M	\$10.3M	\$39.5M
Sources	\$24.3M	\$20.2M	\$32.7M	\$16.8M	\$16.5M	\$16.2M	\$126.8M
Uses	\$26.3M	\$41.6M	\$35.6M	\$21.6M	\$14.8M	\$18.1M	\$157.8M
Ending Cash Balances	\$37.6M	\$16.2M	\$13.4M	\$8.6M	\$10.3M	\$8.5M	\$8.5M

The City of Snoqualmie relies upon a variety of sources to fund the 2023-2028 CIP. This plan incorporates approximately \$166.3 million in funding sources, which includes \$39.5 million of cash on hand. The following table summarizes annual sources for funding over the 6-year plan:

Sources by Type	2023	2024	2025	2026	2027	2028	Total
Beginning Cash Balances	\$39.5M	-	-	-	-	-	\$39.5M
Restricted Transportation Taxes	\$0.9M	\$0.9M	\$0.9M	\$0.9M	\$1.0M	\$1.0M	\$5.6M
Restricted Capital Taxes	\$1.5M	\$1.5M	\$1.6M	\$1.7M	\$1.8M	\$1.9M	\$9.9M
Committed Capital Taxes	\$0.9M	\$0.9M	\$0.9M	\$0.9M	\$0.9M	\$1.0M	\$5.5M
Utility Fees	\$6.6M	\$7.2M	\$7.6M	\$8.1M	\$8.0M	\$8.6M	\$46.0M
General Facilities Charges	\$3.2M	\$3.4M	\$1.7M	\$1.7M	\$1.8M	\$1.9M	\$13.8M
Contributions in Aid of Construction	\$0.2M	\$2.6M	\$4.4M	\$0.8M	\$1.0M	\$1.3M	\$10.3M
Grants & Intergov. Revenues	\$8.5M	\$3.6M	\$15.7M	\$2.6M	\$2.0M	\$0.7M	\$33.2M
Other	\$2.5M	\$0.0M	\$0.0M	\$0.0M	\$0.0M	\$0.0M	\$2.5M
Annual Total	\$63.8M	\$20.2M	\$32.7M	\$16.8M	\$16.5M	\$16.2M	\$166.3M

Infrastructure Preservation

This CIP devotes approximately \$4.1 million annually towards the preservation of existing City infrastructure, including the following recurring capital programs:

- Street Resurfacing
- Sidewalk Replacement
- Americans with Disabilities Act (ADA)
- Playgrounds Replacement
- Trails Replacement
- Sport Courts Replacement
- Parks Parking Lot Resurfacing
- Parks Facilities Maintenance
- Facilities Maintenance
- Utility Main & Drainage System Replacement
- Urban Forestry Improvement
- Stormwater Pond Improvement

2023 to 2028 Annual Capital Program Expenditures:

	2023	2024	2025	2026	2027	2028	Total
Capital Program Expenditures	\$3.4M	\$3.7M	\$4.2M	\$4.0M	\$4.6M	\$4.5M	\$24.4M

New Infrastructure Projects

In addition to infrastructure preservation, the CIP funds park, transportation, facility, and utility projects designed to improve the communal health, safety, and vibrancy of the City for residents, businesses, and visitors alike. Major capital projects include, but are not limited to (followed by year of proposed construction):










































- Snoqualmie Parkway Rehabilitation Project (2023)
- Meadowbrook Bridge Restoration Project (2023)
- Community Park Sprayground Project (2023)
- Kimball Creek Bridges Restoration Project (2023/24)
- Community Center Expansion Project (2024)
- Water Reclamation Facility Improvements – Phase 3 (2024)
- Sandy Cove Park Improvement Project (2024)
- Sandy Cove Park Riverbank Restoration & Outfall Project (2024/25)
- Snoqualmie Mill Water Main Loop Project (2025)
- Town Center Improvement Project – Phase 3 (2025/26)
- SR 202 Drainage Improvement Project (2025/26)
- Eagle Lake Water Reclamation Basin Improvement Project (2025/26)
- South Wellfield Improvement Project (2026)
- Source of Supply Improvement Project (2026)
- 599 Zone Reservoir Addition Project (2027/28)
- SR 202 Bridge Maintenance Project (2027/28)
- 1040 Zone Reservoir Addition Project (2028)
- Canyon Springs Improvement Project (2028)
- Riverwalk (four total projects) (Multiple years)
- Kimball Creek Riparian Restoration Project (Multiple years)

Capital Programs or Projects Based on Funding Source Status

Not all proposed capital uses in the CIP have confirmed funding sources that can relatively assure their completion. To distinguish between those capital programs and projects where their funding is relatively assured with those capital programs and projects that are awaiting the approval of grants or other contributions, as well as those capital programs and projects not included in the CIP due to a lack of funding, the following color-coding system was devised.

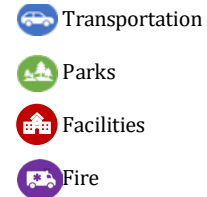
- **Green:** Capital projects or programs with confirmed funding sources
- **Yellow:** Capital projects or programs conditional on grant funding or other contributions
- **Red:** Alternative capital projects or programs with no confirmed funding sources

Non-Utility Capital Programs or Projects Based on Funding Source Status

Capital Program or Project Name	Area	2023 to 2028 Est. Total Cost	Est. Year of Construction	Est. % Funded by Grants and Other Contributions
Street Resurfacing Program	 Transportation	\$ 3,443,000	Multiple	0.0%
Sidewalk Replacement Program	 Transportation	\$ 1,367,000	Multiple	0.0%
Americans with Disabilities Act (ADA) Program	 Transportation	\$ 272,000	Multiple	0.0%
Playgrounds Replacement Program	 Parks	\$ 1,694,000	Multiple	0.0%
Trails Replacement Program	 Parks	\$ 339,000	Multiple	0.0%
Sport Courts Replacement Program	 Parks	\$ 146,000	Multiple	0.0%
Parks Parking Lot Resurfacing Program	 Parks	\$ 339,000	Multiple	0.0%
Parks Facilities Maintenance Program	 Parks	\$ 212,000	Multiple	0.0%
Facilities Maintenance Program	 Facilities	\$ 1,896,000	Multiple	0.0%
Kimball Creek Bridges Restoration Project	 Transportation	\$ 1,318,000	Multiple	0.0%
Community Park Sprayground Project	 Parks	\$ 1,500,000	2023	0.0%
Snoqualmie Parkway Rehabilitation Project	 Transportation	\$ 6,400,000	2023	78.1%
Riverfront Land Acquisitions & Demolitions	 Parks	\$ 1,620,000	Multiple	80.2%
Riverwalk Project - Northwest of Sandy Cove Park	 Parks	\$ 2,708,000	Multiple	54.6%
Sandy Cove Park Improvement Project	 Parks	\$ 1,741,000	Multiple	28.7%
All-Inclusive Playground Project	 Parks	\$ 876,000	2023	78.4%
Ladder Fire Truck	 Fire	\$ 1,500,000	2023	0.0%
Town Center Improvement Project - Phase III	 Transportation	\$ 7,215,000	Multiple	52.2%
Meadowbrook Bridge Restoration Project	 Transportation	\$ 1,744,000	2023	50.0%
Riverwalk Project - Arboretum Trail	 Parks	\$ 1,307,000	Multiple	38.3%
Riverwalk Project - Boardwalk	 Parks	\$ 4,838,000	Multiple	50.0%
Meadowbrook Trail Project	 Parks	\$ 240,000	2023	0.0%
Community Center Expansion Project	 Facilities	\$ 28,338,000	2024	46.4%
SR 202 & Meadowbrook Way Channelization Project	 Transportation	\$ 1,430,318	2029 and Beyond	Not in funded CIP
Town Center South Parking Project	 Transportation	\$ 889,441	2029 and Beyond	Not funded in CIP
Town Center North Improvement Project	 Transportation	\$ 2,379,857	2029 and Beyond	Not funded in CIP
Northern St. Culvert Project (Transportation Portion)	 Transportation	\$ 4,597,450	2029 and Beyond	Not funded in CIP
Ridge Marketplace Placemaking Project	 Transportation	\$ 480,779	2029 and Beyond	Not funded in CIP
Riverwalk Pedestrian Bridge Project	 Parks	\$ 5,763,340	2029 and Beyond	Not funded in CIP
Centennial Park Improvements Project	 Parks	\$ 679,101	2029 and Beyond	Not funded in CIP
Railroad Park Improvements Project	 Parks	\$ 1,370,220	2029 and Beyond	Not funded in CIP
Kimball Creek Village Trail Project	 Parks	\$ 1,274,065	2029 and Beyond	Not funded in CIP
Steller Park Baseball Field Project	 Parks	\$ 150,243	2029 and Beyond	Not funded in CIP
Swenson Park Baseball Field Project	 Parks	\$ 661,071	2029 and Beyond	Not funded in CIP
Jeanne Hansen Park Lights Project	 Parks	\$ 1,045,695	2029 and Beyond	Not funded in CIP
SE North Bend Way Roundabout Project	 Transportation	*	2029 and Beyond	Not funded in CIP
Town Center Improvement Project - Phase IV	 Transportation	*	2029 and Beyond	Not funded in CIP
SR 202 Kimball Creek Bridge Replacement Project	 Transportation	*	2029 and Beyond	Not funded in CIP
SR 202 Snoqualmie River Bridge Replacement Project	 Transportation	*	2029 and Beyond	Not funded in CIP
Snoqualmie Parkway & SE 99th St. Improvement Project	 Transportation	*	2029 and Beyond	Not funded in CIP
SE 99th St. & I-90 Park and Ridge Project	 Transportation	*	2029 and Beyond	Not funded in CIP

ESTIMATED USES

Proposed Funding Target	\$ 27,371,000
Conditional Funding Target (City Portion)	\$ 22,985,300
Conditional Funding Target (Grants and Other Contributions Portion)	\$ 20,696,700
CIP Funding Target Subtotal	\$ 71,053,000
Proposed Debt Service Target Subtotal	\$ 522,000
Estimated Uses Subtotal	\$ 71,575,000
Alternative Capital Projects or Programs	\$ 20,721,580
GRAND TOTAL	\$ 92,296,580



Note: The estimated costs for projects or programs not currently funded are approximate, but rough, estimates.

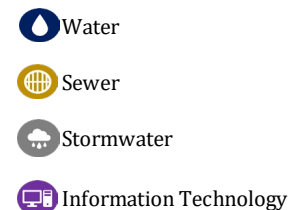
* A cost estimate of the proposed capital project has not been made. This estimate is pending more detailed scoping of the project.

Utility Capital Program or Projects Based on Funding Source Status

Capital Project or Program Name	Area	2023 to 2028 Est. Total Cost	Est. Year of Construction	Est. % Funded by Grants and Other Contributions
Utility Main & Drainage System Replacement Program	All Utilities	\$ 12,763,000	Multiple	0%
Urban Forestry Improvement Program	Stormwater	\$ 1,610,000	Multiple	0%
Stormwater Pond Improvement Program	Stormwater	\$ 354,000	Multiple	0%
Pressure Zone Conversions Project	Water	\$ 231,000	Multiple	0%
Pressure Reducing Valve (PRV) Stations Project	Water	\$ 321,000	Multiple	0%
1040 Zone Booster Pump Station Improvement Project	Water	\$ 432,000	Multiple	0%
705 Zone Booster Pump Station Improvement Project	Water	\$ 575,000	Multiple	0%
South Wellfield Improvement Project	Water	\$ 2,858,000	Multiple	0%
1040 Zone Reservoir Addition Project	Water	\$ 5,432,000	Multiple	0%
Canyon Springs Improvement Project	Water	\$ 1,253,000	2028	0%
Railroad Place Lift Station Improvement Project	Sewer	\$ 106,000	2023	0%
Eagle Lake Water Reclamation Basin Improvement Project	Sewer	\$ 3,332,000	Multiple	0%
SR 202 Drainage Improvement Project	Stormwater	\$ 2,618,000	Multiple	0%
Leitz Street Drainage Improvement Project	Stormwater	\$ 132,000	2026	0%
Ridge Street Drainage Improvement Project	Stormwater	\$ 336,000	Multiple	0%
Kimball Creek Riparian Restoration Project	Stormwater	\$ 2,376,000	Multiple	0%
Enterprise Resource Planning System Replacement Project	IT	\$ 150,000	2023	0%
Sandy Cove Park Riverbank Restoration & Outfall Project	Stormwater	\$ 5,500,000	Multiple	50%
SR 202 Bridge Utility Main Replacement Project	Water	\$ 3,915,000	Multiple	10%
599 Zone Reservoir Addition Project	Water	\$ 4,117,000	Multiple	50%
Source of Supply Improvement Project	Water	\$ 2,234,000	Multiple	19%
Snoqualmie Mill Water Main Loop Project	Water	\$ 6,803,000	Multiple	70%
Water Reclamation Facility Improvements - Phase 3	Sewer	\$ 14,730,000	Multiple	26%
Lift Station Improvement Program	Sewer	\$ 853,383	2029 and Beyond	Not funded in the CIP
Northern St. Culvert Project (Stormwater Portion)	Stormwater	\$ 1,826,961	2029 and Beyond	Not funded in the CIP

ESTIMATED USES

Proposed Funding Target	\$ 34,879,000
Conditional Funding Target (City Portion)	\$ 23,102,596
Conditional Funding Target (Grants and Other Contributions Portion)	\$ 14,196,404
CIP Funding Target Subtotal	\$ 72,178,000
Proposed Debt Service Target Subtotal	\$ 14,063,000
Estimated Uses Subtotal	\$ 86,241,000
Alternative Capital Projects or Programs	\$ 2,680,344
GRAND TOTAL	\$ 88,921,344



Note: The estimated costs for projects or programs not currently funded are approximate, but rough, estimates.



THE PURPOSE OF THE CIP

The Capital Improvement Plan (CIP) is a planning and financial management tool that helps the City of Snoqualmie identify and prioritize capital investments over a six-year period. Based on staff recommendations, public input, and Council deliberation, the CIP establishes the scope and cost of capital investments, estimates funding from various sources, and balances both cost and estimated sources in a cohesive and efficient financial plan. This long-term plan increases the transparency of the capital decision-making process. Given its explicit and forward-looking nature, the City of Snoqualmie can avoid longer-term adverse financial and operating surprises by creating and adopting a CIP and including projects and programs in the biennial budget.

The Growth Management Act and the CIP

The CIP is required by the State of Washington Growth Management Act (GMA) (RCW 36.70A) which is state law that requires local governments to plan and manage growth that would impact the environment and quality of life. The GMA establishes the importance and primacy of the Comprehensive Plan which provides the vision, policies, and guidance for growth, development, and conservation within a local government over a twenty-year period. The Capital Facilities Element, a critical piece of the Comprehensive Plan, documents how a local government expects to provide public facilities and services at the population and intensities of development envisioned.

The Capital Facilities Element must include the following:

- An inventory of existing capital facilities disclosing the location and capacity of each facility;
- A forecast of future capital facility needs;
- A *six-year financial plan* that clearly identifies and forecasts the revenues available for capital purposes (RCW 36.70A.070(3)).

According to the Washington Administrative Code (WAC 365-196-415(2)(c), a local government should include in the Capital Facilities Element a six-year capital plan for financing, forecast projected funding capacities based on revenues available, and update the plan biennially so that financial planning remains sufficiently ahead of the present need for capital facilities.

This CIP serves to fulfill the financial planning requirements established in the GMA.



THE CIP PROCESS

The goal of the CIP process is to create a smart, well-considered, transparent, and sustainable financial plan for the City of Snoqualmie. To achieve this goal, the Snoqualmie City Council adopted comprehensive Financial Management Policy identifies capital budgeting objectives, criteria and ranking guidance, project source and use identification, and the planning schedule.



CAPITAL USES SUMMARY

The 2023-2028 Capital Improvement Plan (CIP) covers forty-five capital programs and projects including two facility programs or projects, twelve park programs or projects, seven transportation programs or projects, one combined utilities program, eleven water projects, three sewer projects, seven stormwater programs or projects, one information technology project, and finally one capital equipment addition.

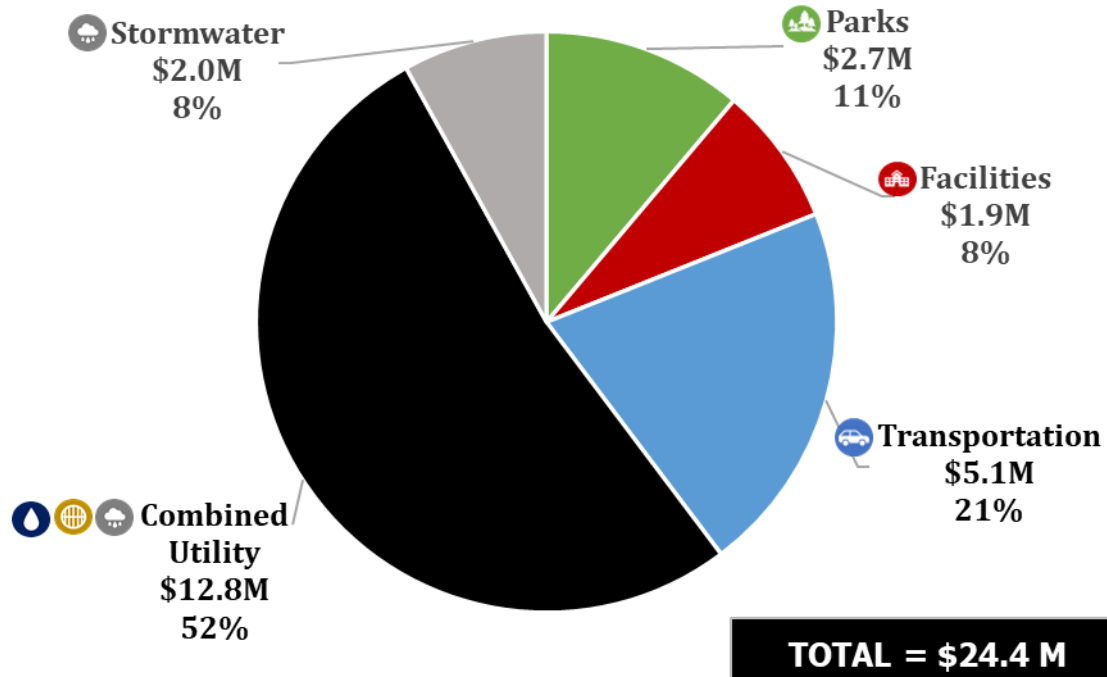
The City of Snoqualmie has identified twelve of the forty-five as capital programs. A capital program is defined as the continuous replacement or renewal, over an extended period of time, of similar long-term assets such as streets or playground equipment. Of the twelve capital programs incorporated into the CIP, eleven have been carried forward from the previous version of the CIP. The Stormwater Pond Improvement Program will begin in 2023.

The 2023-2028 CIP includes approximately \$157.8 million in capital program, project, and debt service expenditures. In total, approximately \$71.6 million is composed of non-utility capital uses and \$86.2 million is composed of utility capital uses. The following table shows the amounts and timing of capital project or program expenditures annually within the 6-year plan. All proposed costs are inflated to year-of-expenditure dollars:

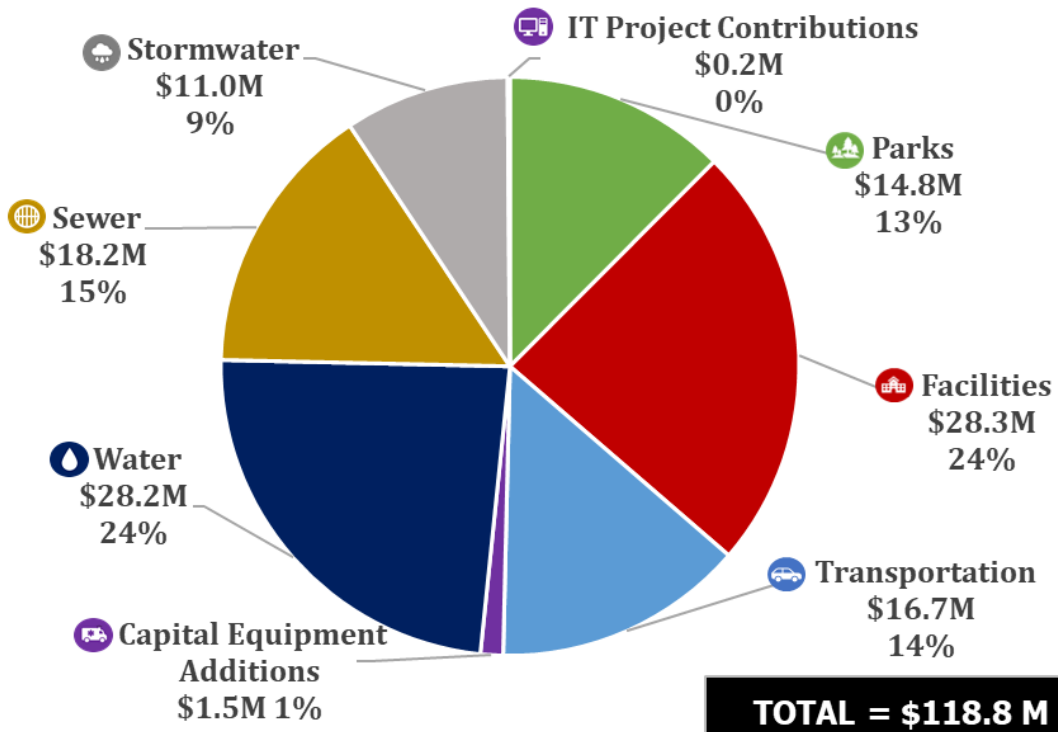
	2023	2024	2025	2026	2027	2028	6-Year Total
Non-Utilities							
Transportation Capital Programs	\$0.8M	\$0.8M	\$0.8M	\$0.9M	\$0.9M	\$0.9M	\$5.1M
Transportation Capital Projects	\$8.5M	\$1.5M	\$2.7M	\$3.2M	\$0.8M	\$0.0M	\$16.7M
Parks Capital Programs	\$0.6M	\$0.3M	\$0.6M	\$0.3M	\$0.7M	\$0.3M	\$2.7M
Parks Capital Projects	\$5.6M	\$2.9M	\$0.4M	\$1.9M	\$3.0M	\$1.1M	\$14.8M
Facilities Capital Programs	\$0.7M	\$0.2M	\$0.2M	\$0.2M	\$0.2M	\$0.2M	\$1.9M
Facilities Capital Projects	\$0.0M	\$15.2M	\$13.1M	-	-	-	\$28.3M
Capital Equipment Additions	\$1.5M	-	-	-	-	-	\$1.5M
Debt Service	\$0.1M	\$0.1M	\$0.1M	\$0.1M	\$0.1M	\$0.1M	\$0.5M
Non-Utilities Subtotal	\$17.8M	\$21.0M	\$18.0M	\$6.6M	\$5.6M	\$2.6M	\$71.6M
Utilities							
Combined Utility Capital Programs	\$1.0M	\$2.1M	\$2.2M	\$2.3M	\$2.5M	\$2.7M	\$12.8M
Water Projects	\$1.0M	\$1.6M	\$6.4M	\$5.9M	\$3.0M	\$10.4M	\$28.2M
Sewer Projects	\$3.0M	\$10.8M	\$3.2M	\$1.2M	-	-	\$18.2M
Stormwater Capital Programs	\$0.3M	\$0.3M	\$0.3M	\$0.3M	\$0.4M	\$0.4M	\$2.0M
Stormwater Capital Projects	\$0.7M	\$3.4M	\$3.1M	\$2.9M	\$0.9M	-	\$11.0M
IT Project Contributions	\$0.2M	-	-	-	-	-	\$0.2M
Debt Service	\$2.4M	\$2.4M	\$2.4M	\$2.4M	\$2.4M	\$2.0M	\$14.1M
Utilities Subtotal	\$8.5M	\$20.6M	\$17.6M	\$15.0M	\$9.1M	\$15.5M	\$86.2M
Grand Total	\$26.3M	\$41.6M	\$35.6M	\$21.6M	\$14.8M	\$18.1M	\$157.8M

Furthermore, this plan includes \$24.4 million proposed for the preservation of existing assets, or nearly \$4.1 million annually, through the establishment of capital programs. These programmatic and project-based uses are broken out into categories within the two following pie charts:

Est. Total Capital Programs in the 2023-28 CIP



Est. Total Capital Projects in the 2023-28 CIP



Contingency

Contingencies are built into many capital programs and projects to protect against unanticipated cost increases. The amount of contingency set aside is based on a percentage of three cost estimates: design, construction, and construction management. Some capital projects do not require a contingency. This is likely because it is the responsibility of a partner agency to cover any cost overruns that eventuate. Given the potential number of risks that could result in higher than anticipated costs, contingencies help to safeguard the City's financial condition in an uncertain planning environment.

Of the \$157.8 million in capital uses, the City of Snoqualmie will set aside nearly \$17.8 million for contingency in case of higher-than-anticipated costs. This is roughly equivalent to 11% of the total CIP.

Operating Impact

Consistent with best practices in financial planning, the 2023-2028 CIP contemplates the operating impact of capital programs and projects. Once Council commits to a program or project with a known operating implication, such as staff time or maintenance, a level of obligation is included within the operating budget.

The City of Snoqualmie, based on all the capital projects or programs, will spend slightly more than it will save, at a net amount of \$21,098 over the six-year period, to maintain the condition of current and new capital assets as formulated in the CIP. Some capital projects and programs will necessitate additional staff resources and maintenance, whereas others may reduce the amount of staffing and maintenance resources required. The following summary estimates the increase in the annual operating budget needed to support the CIP:

	2023	2024	2025	2026	2027	2028	Total
Transportation	(\$28.0K)	(\$29.7K)	(\$31.5K)	(\$32.5K)	(\$34.8K)	(\$37.5K)	(\$194.0K)
Parks	\$12.0K	\$31.8K	\$38.0K	\$39.5K	\$46.0K	\$47.7K	\$215.1K
Facilities	-	-	-	-	-	-	-
Total	(\$16.0K)	\$2.1K	\$6.5K	\$7.0K	\$11.2K	\$10.2K	\$21.1K

The 1% Commitment to the Arts

In 2002, the Snoqualmie City Council adopted Ordinance 913 which dedicates 1% of certain capital program or project construction costs to public art. All dedicated CIP arts funding will be pooled into a fund each year for eventual allocation to public art uses. The City's Arts Commission collaborate, review, and recommend public art projects to City Council for funding annually.

Approved uses for CIP arts funding may be visual art at the location of the CIP project from which the funding was derived or in any other public space, repair and maintenance of existing public art, public participation by community members in the creation of public art, and other acquisition costs of public art excluding administrative costs.

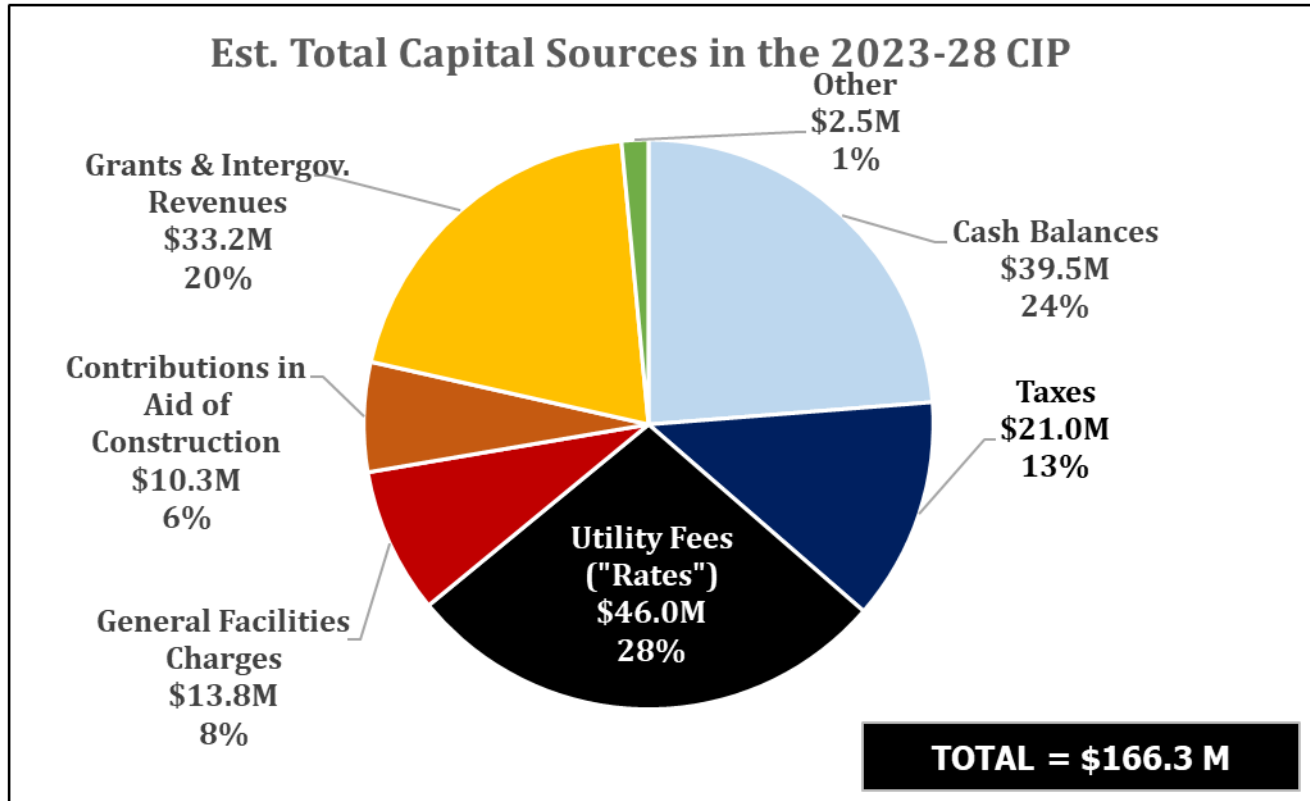
This CIP provides over \$291 thousand in public arts funding over the plan's six-year period. Because the CIP arts ordinance does not apply to street, sidewalk, and parking projects, years in which heavy emphasis is given to those project categories see less arts funding. A yearly breakdown of CIP arts funding is shown below:

2023	2024	2025	2026	2027	2028	Total
\$40.9K	\$17.1K	\$185.9K	\$11.0K	\$26.4K	\$9.9K	\$291.1K



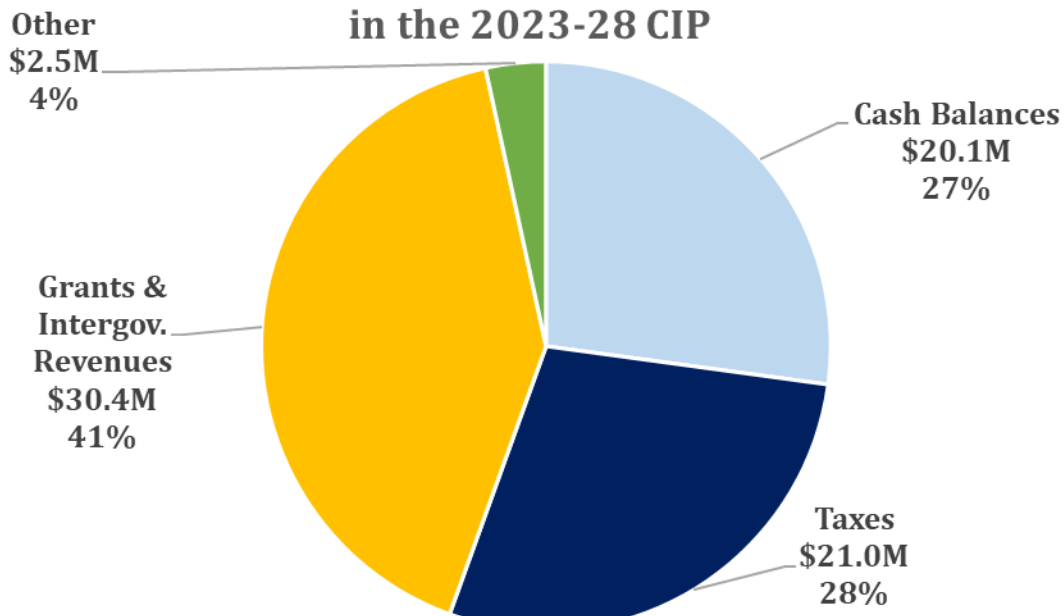
CAPITAL SOURCES SUMMARY

The City of Snoqualmie will rely upon a variety of sources to fund the 2023-2028 CIP. The plan incorporates approximately \$166.3 million in funding sources, which is broken out in the following chart:



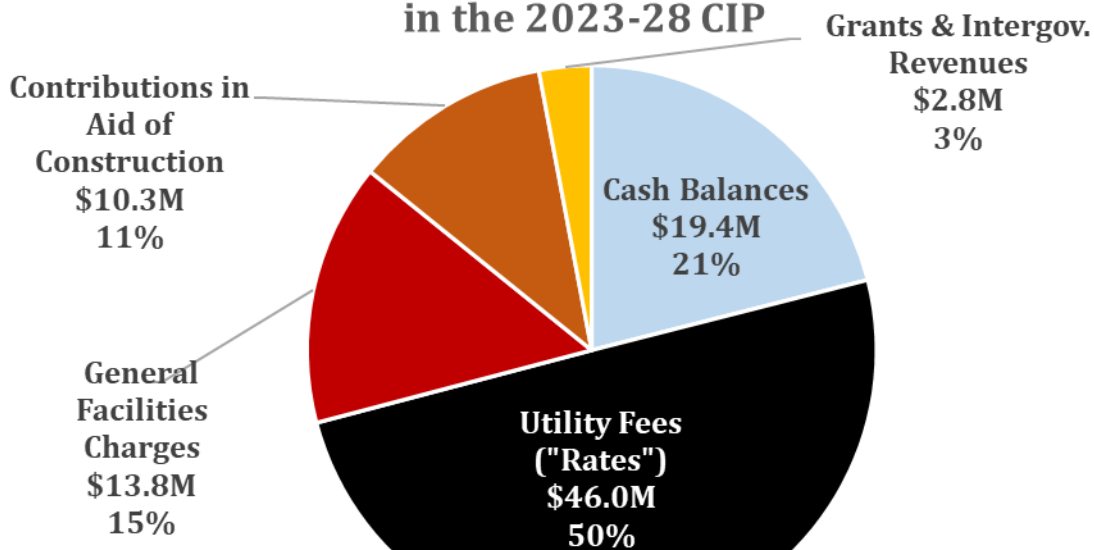
Of the \$166.3 million in funding sources, roughly \$74.0 million is available to support non-utility capital uses and \$92.3 million is available to support utility capital uses. The following charts break out the available funding sources for both the non-utility and utility portions of the CIP.

Est. Total Non-Utility Capital Sources in the 2023-28 CIP



TOTAL = \$74.0 M

Est. Total Utility Capital Sources in the 2023-28 CIP



TOTAL = \$92.3 M

Real Estate Excise Tax – Cashflow Forecast

The Real Estate Excise Tax (REET) is levied on all sales of real estate. Because the City of Snoqualmie plans under the provisions of the GMA, the City levies two 0.25% REET taxes. Use of these funds are restricted by the State for use on capital projects and programs such as parks, transportation, and facilities.

Capital Funding Source: Real Estate Excise Tax (REET)						
Cashflow Forecast	2023	2024	2025	2026	2027	2028
Beginning Cash Balance	\$ 10,400,000	\$ 8,229,950	\$ -	\$ 48,000	\$ 82,250	\$ 383,000
Sources						
Real Estate Excise Tax	\$ 1,450,000	\$ 1,525,000	\$ 1,600,000	\$ 1,680,000	\$ 1,765,000	\$ 1,855,000
Total Sources	\$ 1,450,000	\$ 1,525,000	\$ 1,600,000	\$ 1,680,000	\$ 1,765,000	\$ 1,855,000
Uses						
Parks						
Playgrounds Replacement Program	\$ 398,000	\$ -	\$ 308,000	\$ -	\$ 338,000	\$ -
Trails Replacement Program	\$ -	\$ 108,000	\$ -	\$ 113,000	\$ -	\$ 118,000
Sport Courts Replacement Program	\$ 21,000	\$ 23,000	\$ 24,000	\$ 25,000	\$ 26,000	\$ 27,000
Parking Lot Resurfacing Program	\$ -	\$ 108,000	\$ -	\$ 113,000	\$ -	\$ 118,000
Parks Facilities Maintenance Program	\$ 32,000	\$ 34,000	\$ 35,000	\$ 36,000	\$ 37,000	\$ 38,000
Facilities Maintenance Program	\$ 740,000	\$ 220,000	\$ 226,000	\$ 231,000	\$ 237,000	\$ 242,000
Riverfront Land Acquisitions & Demolitions	\$ 120,000	\$ 200,000	\$ -	\$ -	\$ -	\$ -
Riverwalk Project - NW of Sandy Cove Park	\$ 952,000	\$ 276,600	\$ -	\$ -	\$ -	\$ -
Sandy Cove Park Improvement	\$ 319,000	\$ 922,000	\$ -	\$ -	\$ -	\$ -
All-Inclusive Playground	\$ 189,600	\$ -	\$ -	\$ -	\$ -	\$ -
Riverwalk Project - Arboretum Trail	\$ -	\$ -	\$ 200,000	\$ 607,000	\$ -	\$ -
Riverwalk Project - Boardwalk	\$ -	\$ -	\$ -	\$ 201,500	\$ 739,250	\$ 268,750
Meadowbrook Trail	\$ 240,000	\$ -	\$ -	\$ -	\$ -	\$ -
Transportation						
Town Center Phase III	\$ 89,450	\$ -	\$ 672,000	\$ 232,250	\$ -	\$ -
Meadowbrook Bridge Restoration	\$ 432,000	\$ 283,000	\$ -	\$ -	\$ -	\$ -
Facilities						
Community Center Expansion	\$ -	\$ 7,493,350	\$ -	\$ -	\$ -	\$ -
Debt Service						
Debt Service	\$ 87,000	\$ 87,000	\$ 87,000	\$ 87,000	\$ 87,000	\$ 87,000
Total Uses	\$ 3,620,050	\$ 9,754,950	\$ 1,552,000	\$ 1,645,750	\$ 1,464,250	\$ 898,750
Sources Over (Under) Uses	\$ (2,170,050)	\$ (8,229,950)	\$ 48,000	\$ 34,250	\$ 300,750	\$ 956,250
Ending Cash Balance	\$ 8,229,950	\$ -	\$ 48,000	\$ 82,250	\$ 383,000	\$ 1,339,250

Sales Tax – Cashflow Forecast

The City of Snoqualmie taxes sales at a rate of 1.145% (City portion of the overall sales tax rate). Sales tax committed for capital purposes typically comes from residential or commercial construction and city capital projects. Given the unpredictability of development, the City has isolated a portion of sales tax, from the General Fund, through operating transfers based on financial management policy.

Capital Funding Source: Sales Tax						
Cashflow Forecast	2023	2024	2025	2026	2027	2028
Beginning Cash Balance	\$ 7,900,000	\$ 7,830,000	\$ 555,000	\$ 313,000	\$ 309,250	\$ -
Sources						
Operating Transfer	\$ 2,500,000					
Non-Recurring Sales Tax	\$ 430,000	\$ 430,000	\$ 430,000	\$ 430,000	\$ 430,000	\$ 430,000
Total Sources	\$ 2,930,000	\$ 430,000	\$ 430,000	\$ 430,000	\$ 430,000	\$ 430,000
Uses						
Parks						
Community Park Sprayground Project	\$ 1,500,000	\$ -	\$ -	\$ -	\$ -	\$ -
Riverwalk Project - Boardwalk	\$ -	\$ -	\$ -	\$ 201,500	\$ 739,250	\$ 268,750
Transportation						
Town Center Phase III	\$ -	\$ -	\$ 672,000	\$ 232,250	\$ -	\$ -
Facilities						
Community Center Expansion	\$ -	\$ 7,705,000	\$ -	\$ -	\$ -	\$ -
Fire						
Ladder Fire Truck	\$ 1,500,000	\$ -	\$ -	\$ -	\$ -	\$ -
Total Uses	\$ 3,000,000	\$ 7,705,000	\$ 672,000	\$ 433,750	\$ 739,250	\$ 268,750
Sources Over (Under) Uses	\$ (70,000)	\$ (7,275,000)	\$ (242,000)	\$ (3,750)	\$ (309,250)	\$ 161,250
Ending Cash Balance	\$ 7,830,000	\$ 555,000	\$ 313,000	\$ 309,250	\$ -	\$ 161,250

Utility Tax & Transportation Related Taxes – Cashflow Forecast

Ordinance 1076, adopted in 2011, increased the utility tax rate from 6% to 9% on the water, sewer, stormwater, and solid waste utilities to fund capital programs and projects. The utility tax is applied on top of the fees paid for water and sewer consumption, a share of the stormwater system, and garbage collection.

In 2010, Snoqualmie voters passed a ballot measure forming the Snoqualmie Transportation Benefit District (TBD). Funding of the TBD began through a levy of a \$40 fee per vehicle license. However, in 2021, Snoqualmie voters approved a change to the funding source and authorized the city to impose a 0.2% sales tax on taxable goods and services. The use of TBD funds are restricted solely for transportation-related purposes.

In addition to the TBD, the State of Washington levies a motor vehicle fuel tax (MVFT) on every gallon of gasoline purchased. Once collected, the State distributes a portion of the tax to counties and municipalities on a per-capita basis. Similar to the TBD fee, the MVFT is restricted for transportation-related purposes.

Capital Funding Source: Utility & Transportation Taxes						
Cashflow Forecast	2023	2024	2025	2026	2027	2028
Beginning Cash Balance	\$ 1,800,000	\$ 212,000	\$ -	\$ 564,000	\$ -	\$ 202,000
Sources						
Utility Tax (3%, Allocated to Capital)	\$ 455,000	\$ 469,000	\$ 483,000	\$ 497,000	\$ 512,000	\$ 528,000
Transportation (TBD) Sales Tax (0.2%)	\$ 570,000	\$ 600,000	\$ 620,000	\$ 640,000	\$ 660,000	\$ 680,000
Motor Vehicle Fuel Tax ("Gas Tax")	\$ 268,000	\$ 275,000	\$ 282,000	\$ 289,000	\$ 297,000	\$ 305,000
Multimodal Transportation Tax	\$ 18,000	\$ 18,000	\$ 18,000	\$ 18,000	\$ 18,000	\$ 18,000
Total Sources	\$ 1,311,000	\$ 1,362,000	\$ 1,403,000	\$ 1,444,000	\$ 1,487,000	\$ 1,531,000
Uses						
<u>Transportation</u>						
Street Resurfacing Program	\$ 528,000	\$ 553,000	\$ 568,000	\$ 583,000	\$ 598,000	\$ 613,000
Sidewalk Replacement Program	\$ 211,000	\$ 220,000	\$ 226,000	\$ 231,000	\$ 237,000	\$ 242,000
ADA Program Program	\$ 42,000	\$ 44,000	\$ 45,000	\$ 46,000	\$ 47,000	\$ 48,000
Snoqualmie Parkway	\$ 1,400,000	\$ -	\$ -	\$ -	\$ -	\$ -
Kimball Creek Bridges	\$ 718,000	\$ 600,000	\$ -	\$ -	\$ -	\$ -
Town Center Phase III	\$ -	\$ -	\$ -	\$ 1,148,000	\$ 403,000	\$ -
Meadowbrook Bridge Restoration	\$ -	\$ 157,000	\$ -	\$ -	\$ -	\$ -
Total Uses	\$ 2,899,000	\$ 1,574,000	\$ 839,000	\$ 2,008,000	\$ 1,285,000	\$ 903,000
Sources Over (Under) Uses	\$ (1,588,000)	\$ (212,000)	\$ 564,000	\$ (564,000)	\$ 202,000	\$ 628,000
Ending Cash Balance	\$ 212,000	\$ -	\$ 564,000	\$ -	\$ 202,000	\$ 830,000

Utility Fees ("Rates") – Cashflow Forecast

Funding for the 2023-2028 Utilities CIP generally comes from the fees assessed on current and new utility customers. The City conducts rate studies periodically to determine and set utility fees with the last study completed in May 2021, effective until 2026. Over the 6-year plan, and except for 2022, utility customers of Snoqualmie will see a 2% increase annually in sewer rates, a 5.1% increase in stormwater rates, and a 3.7% increase annually in water rates. These rate increases project to an approximately 3.07% annual increase in the average residential monthly bill. Additional utility rate revenue growth factors include inflation, an increase in population, an increase in the number of businesses, and likely consumption behaviors.

Capital Funding Source: Utility Fees ("Rates")						
Cashflow Forecast	2023	2024	2025	2026	2027	2028
Beginning Cash Balance	\$ 12,800,000	\$ 14,863,500	\$ 13,013,404	\$ 11,144,404	\$ 6,951,404	\$ 8,783,404
Sources						
Utility Fees ("Rates")	\$ 6,615,000	\$ 7,200,000	\$ 7,570,000	\$ 8,075,000	\$ 7,980,000	\$ 8,570,000
Total Sources	\$ 6,615,000	\$ 7,200,000	\$ 7,570,000	\$ 8,075,000	\$ 7,980,000	\$ 8,570,000
Uses						
Combined Utilities						
Utility Main & Drainage System Replacement	\$ 987,000	\$ 2,134,000	\$ 2,204,000	\$ 2,279,000	\$ 2,472,000	\$ 2,687,000
Water						
Pressure Zone Conversions	\$ -	\$ 27,000	\$ 204,000	\$ -	\$ -	\$ -
Pressure Reducing Valve Stations	\$ 84,000	\$ 237,000	\$ -	\$ -	\$ -	\$ -
1040 Zone Booster Pump Station	\$ 38,000	\$ 394,000	\$ -	\$ -	\$ -	\$ -
705 Zone Booster Pump Station	\$ -	\$ -	\$ 54,000	\$ 521,000	\$ -	\$ -
South Wellfield	\$ -	\$ -	\$ 258,000	\$ 2,600,000	\$ -	\$ -
1040 Zone Reservoir Addition	\$ 38,000	\$ 394,000	\$ -	\$ -	\$ -	\$ 5,000,000
Canyon Springs	\$ -	\$ -	\$ -	\$ -	\$ -	\$ 1,253,000
Sewer						
Railroad Place Lift Station	\$ 106,000	\$ -	\$ -	\$ -	\$ -	\$ -
Eagle Lake Water Reclamation Basin	\$ 106,000	\$ 215,000	\$ 1,828,000	\$ 1,183,000	\$ -	\$ -
Water Reclamation Facility Phase 3	\$ -	\$ 1,102,596	\$ -	\$ -	\$ -	\$ -
Stormwater						
Urban Forestry Improvement	\$ 211,000	\$ 237,000	\$ 258,000	\$ 280,000	\$ 301,000	\$ 323,000
Stormwater Pond Improvement	\$ 53,000	\$ 56,000	\$ 58,000	\$ 60,000	\$ 62,000	\$ 65,000
SR 202 Drainage	\$ -	\$ -	\$ 892,000	\$ 1,726,000	\$ -	\$ -
Leitz Street	\$ -	\$ -	\$ -	\$ 132,000	\$ -	\$ -
Ridge Street	\$ -	\$ 166,000	\$ 170,000	\$ -	\$ -	\$ -
Kimball Creek Riparian Restoration	\$ 79,000	\$ 161,000	\$ 161,000	\$ 1,075,000	\$ 900,000	\$ -
Sandy Cove Riverbank Restoration	\$ 290,500	\$ 1,518,500	\$ 941,000	\$ -	\$ -	\$ -
Information Technology						
ERP Replacement	\$ 150,000	\$ -	\$ -	\$ -	\$ -	\$ -
Debt Service						
Debt Service	\$ 2,409,000	\$ 2,408,000	\$ 2,411,000	\$ 2,412,000	\$ 2,413,000	\$ 2,010,000
Total Uses	\$ 4,551,500	\$ 9,050,096	\$ 9,439,000	\$ 12,268,000	\$ 6,148,000	\$ 11,338,000
Sources Over (Under) Uses	\$ 2,063,500	\$ (1,850,096)	\$ (1,869,000)	\$ (4,193,000)	\$ 1,832,000	\$ (2,768,000)
Ending Cash Balance	\$ 14,863,500	\$ 13,013,404	\$ 11,144,404	\$ 6,951,404	\$ 8,783,404	\$ 6,015,404

General Facilities Charges ("GFCs") – Cashflow Forecast

Funding for the 2023-2028 Utilities CIP also comes from General Facilities Charges (GFC). A GFC is a one-time charge on new development or the expansion of a connection as a condition of service. The goal is to prorate a share of the cost of providing sewer, stormwater, and water system capacity. The May 2021 adopted utility rate and fee increases included updated GFCs for each of three utilities. Staff anticipates separating GFC revenues from other rate revenue to use on projects that support system upgrades or changes in capacity.

Capital Funding Source: General Facilities Charges (GFCs)						
Cashflow Forecast	2023	2024	2025	2026	2027	2028
Beginning Cash Balance	\$ 5,500,000	\$ 6,105,911	\$ 2,486,182	\$ 1,286,436	\$ 1,131,300	\$ 945,500
Sources						
<i>General Facilities Charges (GFCs)</i>	<i>\$ 3,230,000</i>	<i>\$ 3,410,000</i>	<i>\$ 1,670,000</i>	<i>\$ 1,740,000</i>	<i>\$ 1,810,000</i>	<i>\$ 1,890,000</i>
Total Sources	\$ 3,230,000	\$ 3,410,000	\$ 1,670,000	\$ 1,740,000	\$ 1,810,000	\$ 1,890,000
Uses						
<u>Water</u>						
<i>SR 202 Bridge Utility Main</i>	<i>\$ -</i>	<i>\$ -</i>	<i>\$ 75,600</i>	<i>\$ 570,600</i>	<i>\$ 1,135,800</i>	<i>\$ 1,741,500</i>
<i>599 Zone Reservoir Addition</i>	<i>\$ -</i>	<i>\$ -</i>	<i>\$ 24,000</i>	<i>\$ 80,500</i>	<i>\$ 860,000</i>	<i>\$ 1,094,000</i>
<i>Source of Supply</i>	<i>\$ 558,657</i>	<i>\$ 105,054</i>	<i>\$ 105,054</i>	<i>\$ 1,050,536</i>	<i>\$ -</i>	<i>\$ -</i>
<i>Snoqualmie Mill Water Main Loop</i>	<i>\$ 47,400</i>	<i>\$ 122,700</i>	<i>\$ 1,677,300</i>	<i>\$ 193,500</i>	<i>\$ -</i>	<i>\$ -</i>
<u>Sewer</u>						
<i>Water Reclamation Facility Phase 3</i>	<i>\$ 2,018,032</i>	<i>\$ 6,801,976</i>	<i>\$ 987,792</i>	<i>\$ -</i>	<i>\$ -</i>	<i>\$ -</i>
Total Uses	\$ 2,624,089	\$ 7,029,730	\$ 2,869,746	\$ 1,895,136	\$ 1,995,800	\$ 2,835,500
Sources Over (Under) Uses	\$ 605,911	\$ (3,619,730)	\$ (1,199,746)	\$ (155,136)	\$ (185,800)	\$ (945,500)
Ending Cash Balance	\$ 6,105,911	\$ 2,486,182	\$ 1,286,436	\$ 1,131,300	\$ 945,500	\$ 0

Contributions in Aid of Construction ("CIACs") – Cashflow Forecast

Contributions in Aid of Construction (CIAC) are direct contributions from a developer in support of a specific capital project. Differing from GFCs, a CIAC is restricted for use on a particular project and cannot be applied elsewhere or across the City of Snoqualmie.

Capital Funding Source: Contributions in Aid of Construction (CIACs)						
Cashflow Forecast	2023	2024	2025	2026	2027	2028
Beginning Cash Balance	\$ 1,100,000	\$ 313,032	\$ 0	\$ 0	\$ (0)	\$ (0)
Sources						
<i>Contributions in Aid of Construction (CIACs)</i>	<i>\$ 237,943</i>	<i>\$ 2,644,643</i>	<i>\$ 4,355,254</i>	<i>\$ 834,864</i>	<i>\$ 986,200</i>	<i>\$ 1,287,500</i>
Total Sources	\$ 237,943	\$ 2,644,643	\$ 4,355,254	\$ 834,864	\$ 986,200	\$ 1,287,500
Uses						
<u>Water</u>						
<i>SR 202 Bridge Utility Main</i>	<i>\$ -</i>	<i>\$ -</i>	<i>\$ 8,400</i>	<i>\$ 63,400</i>	<i>\$ 126,200</i>	<i>\$ 193,500</i>
<i>599 Zone Reservoir Addition</i>	<i>\$ -</i>	<i>\$ -</i>	<i>\$ 24,000</i>	<i>\$ 80,500</i>	<i>\$ 860,000</i>	<i>\$ 1,094,000</i>
<i>Source of Supply</i>	<i>\$ 127,343</i>	<i>\$ 23,946</i>	<i>\$ 23,946</i>	<i>\$ 239,464</i>	<i>\$ -</i>	<i>\$ -</i>
<i>Snoqualmie Mill Water Main Loop</i>	<i>\$ 110,600</i>	<i>\$ 286,300</i>	<i>\$ 3,913,700</i>	<i>\$ 451,500</i>	<i>\$ -</i>	<i>\$ -</i>
<u>Sewer</u>						
<i>Water Reclamation Facility Phase 3</i>	<i>\$ 786,968</i>	<i>\$ 2,647,428</i>	<i>\$ 385,208</i>	<i>\$ -</i>	<i>\$ -</i>	<i>\$ -</i>
Total Uses	\$ 1,024,911	\$ 2,957,674	\$ 4,355,254	\$ 834,864	\$ 986,200	\$ 1,287,500
Sources Over (Under) Uses	\$ (786,968)	\$ (313,031)	\$ (0)	\$ (0)	\$ -	\$ -
Ending Cash Balance	\$ 313,032	\$ 0	\$ 0	\$ (0)	\$ (0)	\$ (0)

Capital Funding Sustainability

To sustain its financial health, the City of Snoqualmie should generally fund the CIP through a mix of consistent revenue streams and inconsistent streams not suitable for operating budget consideration. Of the funding sources deemed appropriate for capital planning, some are more volatile than others. The funding sources included in the 2023-28 CIP have been categorized by stability and appropriately matched with the regularity of each proposed use.

Following this methodology, all sources of revenue have been identified as internally committed by policy or council action, externally restricted by state law, federal law, or granting agencies, or identified as "other" and allocated accordingly. Once categorized by restrictions or commitments, the stable funding

sources are utilized to fund the most consistent uses (capital programs or debt service), while the more volatile fundings sources are used to fund the least consistent uses.

The following sources used to fund the 2023-28 CIP are identified below in order from least to most volatile over the past six-year period. Sources at the top of the list have been deployed to fund capital programs and debt service first before funding capital projects, unless otherwise restricted or committed.

Non-Utilities Rank and Source Type

1. Utility and Transportation Taxes
2. Real Estate Excise Tax
3. Sales Tax
4. Grants, Cash Balances, etc.

Utilities Rank and Source Type

1. Utility Fees ("Rates")
2. General Facilities Charges
3. Contributions in Aid of Construction
4. Grants, Cash Balances, etc.

Capital program and debt service sustainability is defined as the proportion of "recurring" sources of revenue to capital program and debt service uses. If the CIP incorporates more "recurring" sources of revenue than recurring uses, then the CIP is deemed sustainable. If the opposite is true, then the CIP is deemed unsustainable.

The following tables estimate capital funding sustainability for both the non-utility and utility portions of the 2023-28 CIP.

Non-Utilities Capital Program & Debt Service Sustainability

	2023	2024	2025	2026	2027	2028	Total
Estimated Recurring Sources							
Restricted Transportation Taxes	\$0.9M	\$0.9M	\$0.9M	\$0.9M	\$1.0M	\$1.0M	\$5.6M
Restricted Capital Taxes - Government Type	\$1.5M	\$1.5M	\$1.6M	\$1.7M	\$1.8M	\$1.9M	\$9.9M
Committed Capital Taxes - Government Type	\$0.5M	\$0.5M	\$0.5M	\$0.5M	\$0.5M	\$0.5M	\$2.9M
Total Recurring Sources	\$2.8M	\$2.9M	\$3.0M	\$3.1M	\$3.3M	\$3.4M	\$18.4M
Estimated Recurring Uses							
Capital Programs	\$2.1M	\$1.3M	\$1.7M	\$1.4M	\$1.8M	\$1.4M	\$9.7M
Debt Service	\$0.1M	\$0.1M	\$0.1M	\$0.1M	\$0.1M	\$0.1M	\$0.5M
Total Recurring Uses	\$2.2M	\$1.4M	\$1.8M	\$1.5M	\$1.9M	\$1.5M	\$10.2M
Sustainability Ratio	1.26	2.07	1.69	2.13	1.74	2.21	1.80

Utilities Capital Program & Debt Service Sustainability

	2023	2024	2025	2026	2027	2028	Total
Estimated Recurring Sources							
Utility Fees ("Rates")	\$6.6M	\$7.2M	\$7.6M	\$8.1M	\$8.0M	\$8.6M	\$46.0M
Total Recurring Sources	\$6.6M	\$7.2M	\$7.6M	\$8.1M	\$8.0M	\$8.6M	\$46.0M
Estimated Recurring Uses							
Capital Programs	\$1.3M	\$2.4M	\$2.5M	\$2.6M	\$2.8M	\$3.1M	\$14.7M
Debt Service	\$2.4M	\$2.4M	\$2.4M	\$2.4M	\$2.4M	\$2.0M	\$14.1M
Total Recurring Uses	\$3.7M	\$4.8M	\$4.9M	\$5.0M	\$5.2M	\$5.1M	\$28.8M
Sustainability Ratio	1.81	1.49	1.54	1.61	1.52	1.69	1.60

The sustainability ratio was estimated at 1.80 and 1.60 over the six-year plan for both the non-utility and utility portions of the CIP respectively. This means that for every \$1.00 in recurring non-utility uses, the City expects to collect approximately \$1.80 from recurring non-utility sources, and that for every \$1.00 in recurring utility uses, the City expects to collect approximately \$1.60 from recurring utility sources.

DEBT SUMMARY

Debt represents a commitment to repay borrowed funds over an extended period. While not a true revenue source, debt provides the City the capacity to use a future stream of revenues to fund large one-time capital projects in the present. The City currently makes annual debt service payments on one non-utilities capital project related bond.



As prescribed by the Revised Code of Washington (RCW) 39.36.020, the City of Snoqualmie's total amount of debt needed for general purposes cannot exceed 2.5% of the total assessed valuation of citywide taxable property. Within the 2.5% limit, the City may incur debt, without a vote of the electors, up to 1.5% of total assessed valuation. Any amount beyond 1.5%, up to 2.5%, is subject to a 60% majority vote of registered voters. In accordance with the statute, only the City's general obligation bonds are subject to the debt limit.

Calculation of the General Obligation Debt Limit:

City of Snoqualmie Assessed Value (2022)	\$4043.4M
Non-Voted Debt Limit (1.5% of Assessed Value)	\$60.7M
Overall Debt Limit (2.5% of Assessed Value)	\$101.1M
 Outstanding Non-Voted Debt	 \$2.5M
Outstanding Voted Debt	\$0.0M
Total Outstanding Debt	\$2.5M
 Legal Non-Voted Debt Margin	 \$58.1M
Legal Voted Debt Margin	\$98.6M

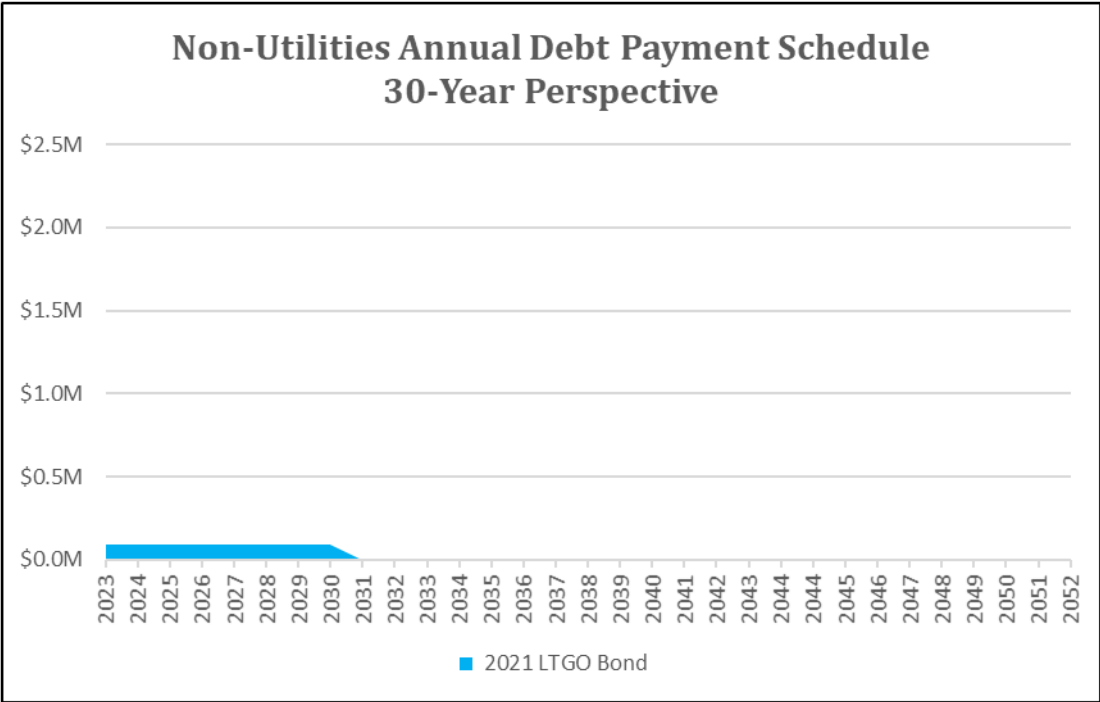
The City of Snoqualmie primarily has two choices in funding capital programs and projects. The City may choose to fund capital investments with cash after generating the necessary savings over some time ("pay-as-you-go"), or the City may fund capital investments with borrowed cash or debt ("pay-as-you-use"). The City of Snoqualmie primarily borrows when the length of time to save exceeds the need to construct a capital asset. Furthermore, the City borrows to ensure that the cost of constructing the capital asset is shared with future residents and businesses. Instead of current residents and businesses assuming the full burden, cost is spread over the lifetime of the capital asset so that future residents and businesses contribute equally.

The non-utilities portion of the 2023-28 CIP includes \$0.5 million in debt obligations over the six-year period. Of the \$71.6 million in non-utility CIP uses, debt service constitutes nearly 1.0% of total estimated spending.

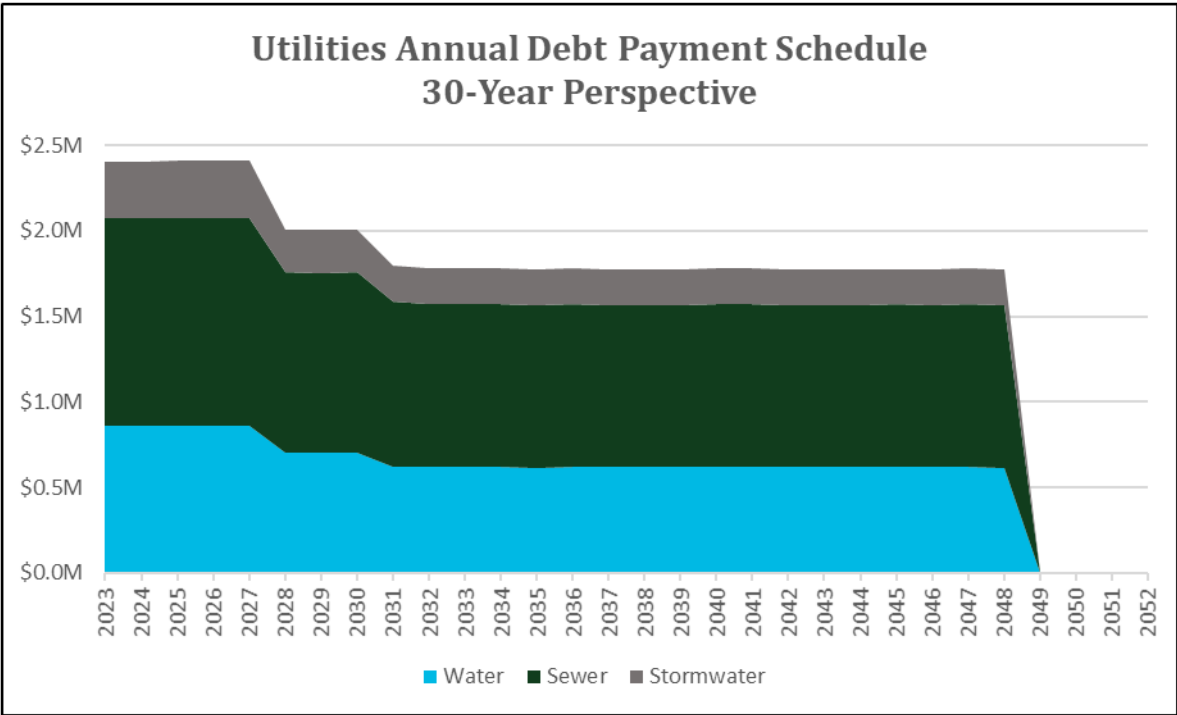
2023-2028 Non-Utilities Annual Debt Service Requirements:

	2023	2024	2025	2026	2027	2028
2021 LTGO Bond	\$0.1M	\$0.1M	\$0.1M	\$0.1M	\$0.1M	\$0.1M
Total:	\$0.1M	\$0.1M	\$0.1M	\$0.1M	\$0.1M	\$0.1M

The 2021 LTGO bond will mature in 2030. If the City of Snoqualmie fully enacts the CIP without changes, then the City will continue to make annual debt service payments of approximately \$87 thousand until 2030, after which the City would no longer have an annual debt service payment. The following chart schedules total debt service payments over a thirty-year period:



The 2023-28 utility portion of the CIP includes approximately \$14.1 million in debt service payments over the six-year period for the three utilities combined. Existing debt service, meaning payment of debt obligations issued before 2023, constitutes 100% of the \$14.1 million in debt service. Over the six-year planning period, debt service payments will remain relatively stable, from \$2.4 million in 2023 to \$2.0 million in 2028. This 16.6% decrease is a direct result of the CIP’s plan to pay off the 2017 Refunding Revenue Bond in full, without issuing another bond for the duration of the 2023-28 period. The following chart schedules total debt service payments over a thirty-year period:





CAPITAL IMPROVEMENT PLAN – PROJECT SUMMARY BY YEAR

While the City of Snoqualmie has planned many capital projects in the 2023-28 CIP, plans may change as time progresses. Therefore, the information provided in this summary by year is prospective and is not intended to commit present or future Council to action. The design, construction, construction management, or other related work of a planned capital project is not assured until Council votes in separate pieces of legislation to (1) appropriate funds in the budget towards the project and (2) approve a resolution or award a contract to start the planned work.

Proposed for 2023

In 2023, the City of Snoqualmie proposes to commence and continue several capital projects and complete a significant project to rehabilitate the Snoqualmie Parkway. With proper maintenance, the proposed repaving of the Snoqualmie Parkway is expected to have a 15-20 year life. Notable transportation projects include the Kimball Creek Bridges and Meadowbrook Bridge Restoration projects. In addition, the City intends to begin work on the Riverwalk Project northwest of Sandy Cove Park, which is nearly through the design process, and complete the entirety of a new community sprayground. Other significant projects include the continuation of the Water Reclamation Facility design and to proactively maintain and replace infrastructure important to the community.

2023 Capital Project Summary

	Total
Snoqualmie Parkway Rehabilitation Project	\$ 6,400,000
Riverfront Land Acquisitions & Demolitions	\$ 570,000
Riverwalk Project - Northwest of Sandy Cove Park	\$ 2,111,000
Sandy Cove Park Improvement Project	\$ 319,000
All-Inclusive Playground Project	\$ 876,000
Kimball Creek Bridges Restoration Project	\$ 718,000
Town Center Improvement Project - Phase III	\$ 496,000
Meadowbrook Bridge Restoration Project	\$ 864,000
Meadowbrook Trail Project	\$ 240,000
Community Park Sprayground Project	\$ 1,500,000
Pressure Reducing Valve (PRV) Stations Project	\$ 84,000
1040 Zone Booster Pump Station Improvement Project	\$ 38,000
1040 Zone Reservoir Addition Project	\$ 38,000
Railroad Place Lift Station Improvement Project	\$ 106,000
Eagle Lake Water Reclamation Basin Improvement Project	\$ 106,000
Kimball Creek Riparian Restoration Project	\$ 79,000
Sandy Cove Park Riverbank Restoration & Outfall Project	\$ 581,000
Source of Supply Improvement Project	\$ 686,000
Snoqualmie Mill Water Main Loop Project	\$ 158,000
Water Reclamation Facility Improvements - Phase 3	\$ 2,805,000
Enterprise Resource Planning System Replacement Project	\$ 150,000
Total:	\$ 18,925,000

Proposed for 2024

In 2024, the City plans to continue the heavy construction schedule as it splits its attention between utilities, recreation facility development, and the Snoqualmie River. The largest project is the Community Center Expansion, which will more than double the size of the current building. The Water Reclamation Facility Improvements will continue, with the bulk of construction occurring during this period. The Snoqualmie River is a center of activity, as bridge replacement, riverwalk construction, and riverbank restoration also constitute a large portion of the 2024 CIP.


















2024 Capital Project Summary

	Total
Kimball Creek Bridges Restoration Project	\$ 600,000
Riverfront Land Acquisitions & Demolitions	\$ 900,000
Riverwalk Project - Northwest of Sandy Cove Park	\$ 597,000
Sandy Cove Park Improvement Project	\$ 1,422,000
Meadowbrook Bridge Restoration Project	\$ 880,000
Community Center Expansion Project	\$ 15,198,350
Pressure Zone Conversions Project	\$ 27,000
Pressure Reducing Valve (PRV) Stations Project	\$ 237,000
1040 Zone Booster Pump Station Improvement Project	\$ 394,000
1040 Zone Reservoir Addition Project	\$ 394,000
Eagle Lake Water Reclamation Basin Improvement Project	\$ 215,000
Ridge Street Drainage Improvement Project	\$ 166,000
Kimball Creek Riparian Restoration Project	\$ 161,000
Sandy Cove Park Riverbank Restoration & Outfall Project	\$ 3,037,000
Source of Supply Improvement Project	\$ 129,000
Snoqualmie Mill Water Main Loop Project	\$ 409,000
Water Reclamation Facility Improvements - Phase 3	\$ 10,552,000
Total:	\$ 35,318,350

Proposed for 2025

In 2025, construction will begin on the Snoqualmie Mill Water Main Loop project, implementing the designs to be created during 2024 to install water mains and support development. Ongoing Riverwalk and riverbank restoration will continue. Construction of the Town Center Improvement Phase 3 project will begin, reconstructing both pedestrian and street infrastructure between downtown Snoqualmie and Snoqualmie Falls.














2025 Capital Project Summary

	Total Expenditures
 Riverfront Land Acquisitions & Demolitions	\$ 150,000
 Town Center Improvement Project - Phase III	\$ 2,688,000
 Riverwalk Project - Arboretum Trail	\$ 200,000
 Community Center Expansion Project	\$ 13,139,650
 Pressure Zone Conversions Project	\$ 204,000
 705 Zone Booster Pump Station Improvement Project	\$ 54,000
 South Wellfield Improvement Project	\$ 258,000
 Eagle Lake Water Reclamation Basin Improvement Project	\$ 1,828,000
 SR 202 Drainage Improvement Project	\$ 892,000
 Ridge Street Drainage Improvement Project	\$ 170,000
 Kimball Creek Riparian Restoration Project	\$ 161,000
 Sandy Cove Park Riverbank Restoration & Outfall Project	\$ 1,882,000
 SR 202 Bridge Utility Main Replacement Project	\$ 84,000
 599 Zone Reservoir Addition Project	\$ 48,000
 Source of Supply Improvement Project	\$ 129,000
 Snoqualmie Mill Water Main Loop Project	\$ 5,591,000
 Water Reclamation Facility Improvements - Phase 3	\$ 1,373,000
Total:	\$ 28,851,650

Proposed for 2026

In 2026, many projects started in the previous year will continue such as the Town Center Improvement Phase 3 project. Construction will begin for the South Wellfield Improvement Project, boosting water quality. While the City's construction schedule of major projects will slow down, the City aims to continue its proactive maintenance and replacement of infrastructure throughout the year.






2026 Capital Project Summary

	Total Expenditures
 Town Center Improvement Project - Phase III	\$ 3,225,000
 Riverwalk Project - Arboretum Trail	\$ 1,107,000
 Riverwalk Project - Boardwalk	\$ 806,000
 705 Zone Booster Pump Station Improvement Project	\$ 521,000
 South Wellfield Improvement Project	\$ 2,600,000
 Eagle Lake Water Reclamation Basin Improvement Project	\$ 1,183,000
 SR 202 Drainage Improvement Project	\$ 1,726,000
 Leitz Street Drainage Improvement Project	\$ 132,000
 Kimball Creek Riparian Restoration Project	\$ 1,075,000
 SR 202 Bridge Utility Main Replacement Project	\$ 634,000
 599 Zone Reservoir Addition Project	\$ 161,000
 Source of Supply Improvement Project	\$ 1,290,000
 Snoqualmie Mill Water Main Loop Project	\$ 645,000
Total:	\$ 15,105,000

Proposed for 2027

In 2027, the City of Snoqualmie will continue work on the Riverwalk project, with the majority of boardwalk construction occurring during this period. Following design work in 2025 and 2026, construction will begin on two projects: the SR 202 Bridge Utility Main Replacement and the 599 Zone Reservoir Addition Project.






2027 Capital Project Summary

	Total
 Town Center Improvement Project - Phase III	\$ 806,000
 Riverwalk Project - Boardwalk	\$ 2,957,000
 Kimball Creek Riparian Restoration Project	\$ 900,000
 SR 202 Bridge Utility Main Replacement Project	\$ 1,262,000
 599 Zone Reservoir Addition Project	\$ 1,720,000
Total:	\$ 7,645,000

Proposed for 2028

In 2028, the City of Snoqualmie proposes to complete the 1040 Zone Reservoir Addition, which will support water storage capacity for the 20-year planning period. Construction for the 599 Zone Reservoir Addition, SR 202 Bridge Main Replacement, and the Riverwalk Boardwalk, projects started in prior periods, are scheduled to end in 2028. The only project with a start date in 2028, the Canyon Springs Improvement Project, will address maintenance and stabilization access for the spring collector boxes, which were last serviced in the early 1980s.

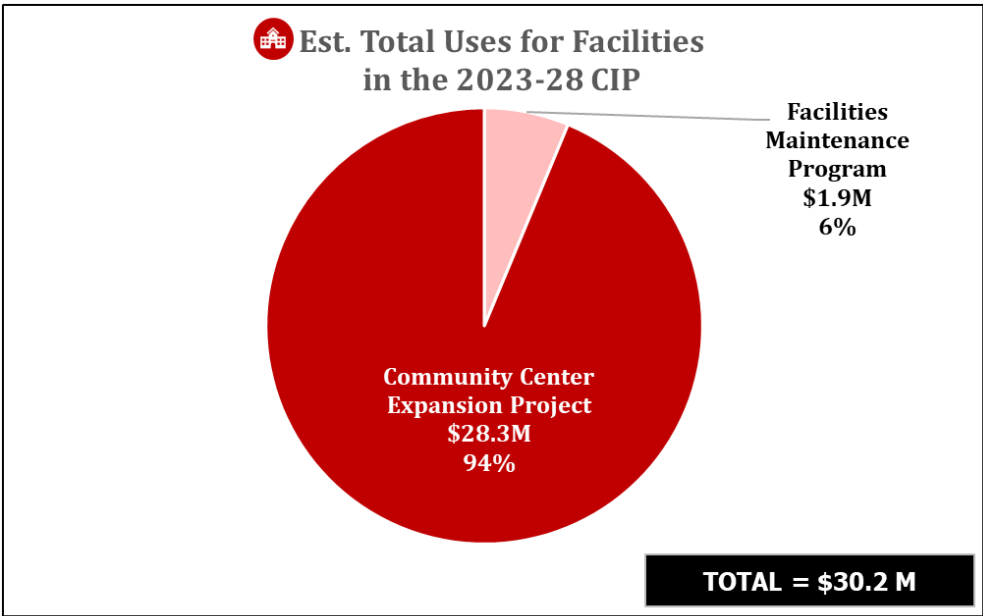
2028 Capital Project Summary

	Total
 Riverwalk Project - Boardwalk	\$ 1,075,000
 1040 Zone Reservoir Addition Project	\$ 5,000,000
 Canyon Springs Improvement Project	\$ 1,253,000
 SR 202 Bridge Utility Main Replacement Project	\$ 1,935,000
 599 Zone Reservoir Addition Project	\$ 2,188,000
Total:	\$ 11,451,000

CAPITAL IMPROVEMENT PLAN – SUMMARY BY CATEGORY

Facilities Improvements - Summary

Capital projects and programs classified under the facilities section of the CIP include additions and improvements to large City buildings and structures utilized in the performance of City business, such as City Hall, the Police Department, the Fire Department, the Parks and Public Works building, and the Community Center.

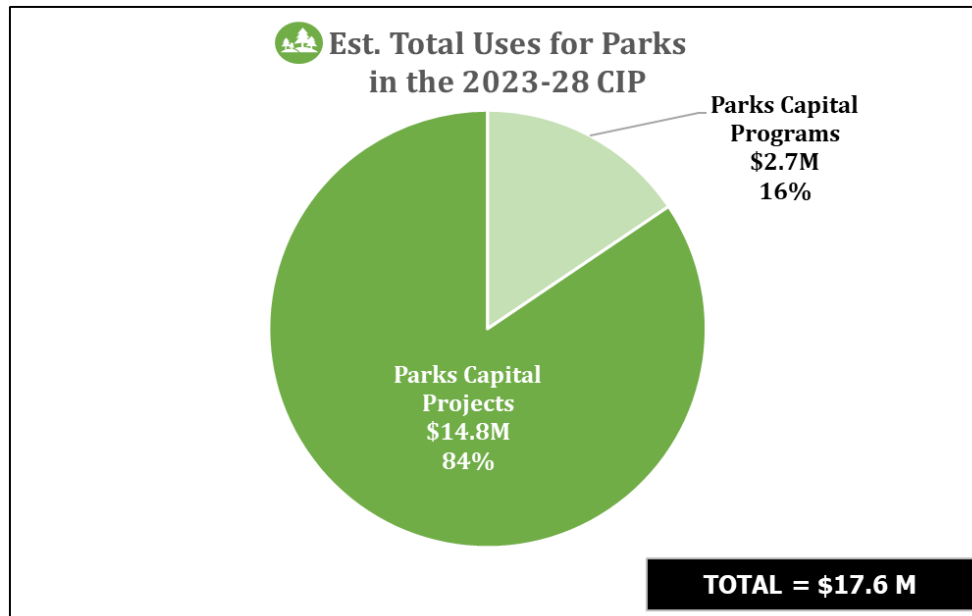


The 2023-28 CIP includes one facilities capital program and one project to be completed by the end of the six-year period.

Capital Project or Program Name	Total Estimated Expenditures	Proposed Year of Construction
Facilities Maintenance Program	\$1.9 M	Ongoing
Community Center Expansion Project	\$28.3 M	2024/2025

Park Improvements - Summary

Capital projects and programs classified under the parks section of the CIP include additions and improvements to the City park, trail, and open space system.

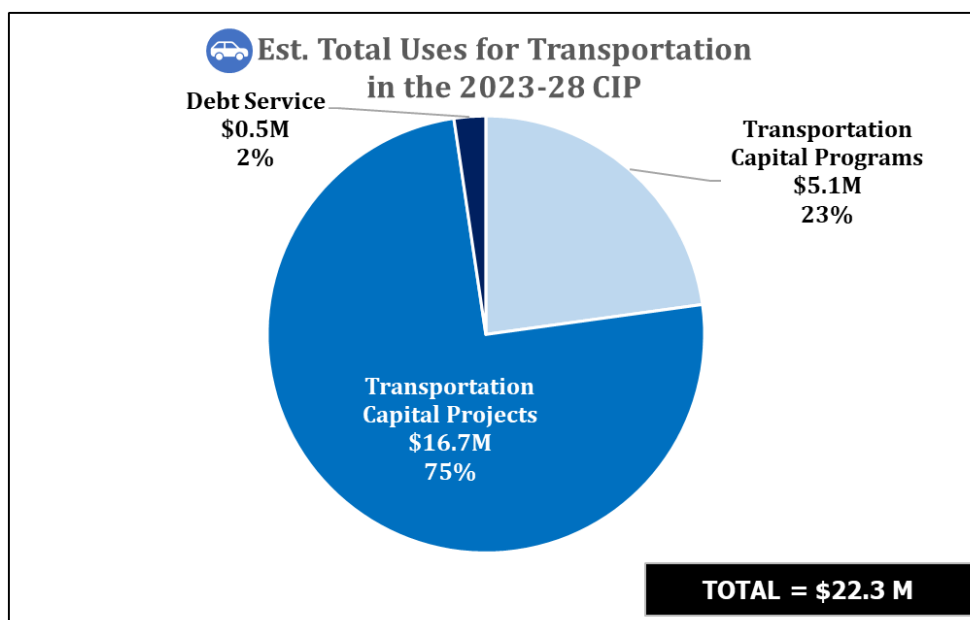


The 2023-28 CIP includes twelve parks capital projects or programs.

Capital Project or Program Name	Total Estimated Expenditures	Proposed Year of Construction
Playgrounds Replacement Program	\$1.7 M	Multiple Years
Trails Replacement Program	\$0.3 M	Multiple Years
Sport Courts Replacement Program	\$0.1 M	Multiple Years
Parks Parking Lot Resurfacing Program	\$0.3 M	Multiple Years
Parks Facilities Maintenance Program	\$0.2 M	Multiple Years
Community Park Sprayground Project	\$1.5 M	2023
Riverfront Land Acquisitions & Demolitions	\$1.6 M	Multiple Years
Riverwalk Project, NW of Sandy Cove Park	\$2.7 M	2023/2024
Sandy Cove Park Improvements Project	\$1.7 M	2024
All-Inclusive Playground Project	\$0.9 M	2023
Riverwalk Project – Arboretum Trail	\$1.3 M	2026
Riverwalk Project – Boardwalk	\$4.8 M	2027/2028
Meadowbrook Trail Project	\$0.2 M	2023

Transportation Improvements - Summary

Capital projects and programs classified under the transportation section of the CIP include additions and improvements to the City transportation network, including roads, bridges, pedestrian and bicycle facilities.

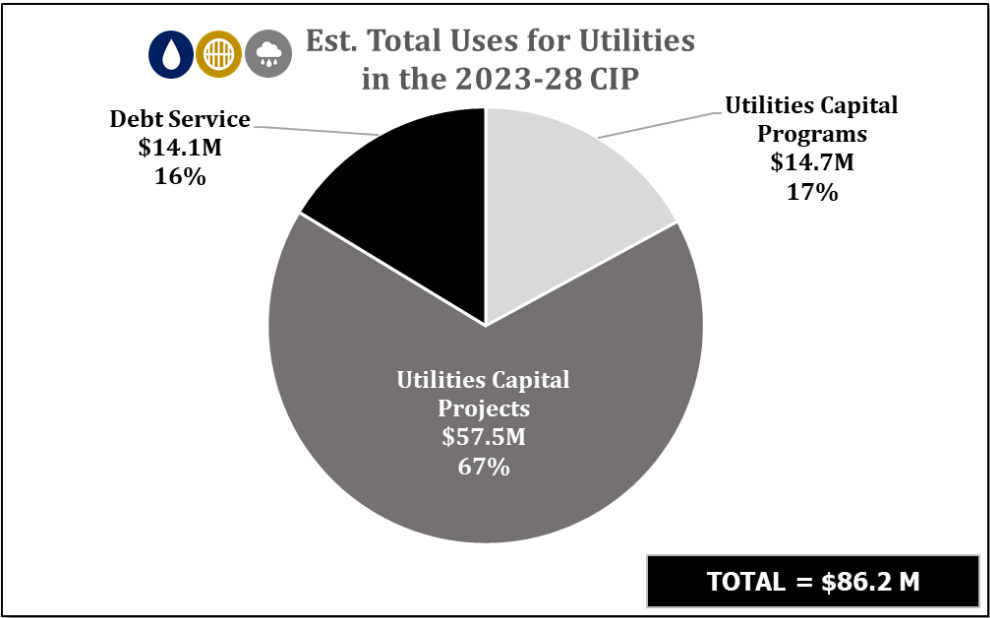


The 2023-28 CIP includes seven transportation capital projects or programs.

Capital Project or Program Name	Total Estimated Expenditures	Proposed Year of Construction
Street Resurfacing Program	\$3.4 M	Multiple Years
Sidewalk Replacement Program	\$1.4 M	Multiple Years
Americans with Disabilities Act (ADA) Program	\$0.3 M	Multiple Years
Snoqualmie Parkway Rehabilitation Project	\$6.4 M	2023
Kimball Creek Bridges Restoration Project	\$1.3 M	2023/2024
Town Center Improvement Project – Phase III	\$7.2 M	2025/2026
Meadowbrook Bridge Restoration Project	\$1.7 M	2023/2024

Utility Improvements - Summary

Capital projects and programs classified under the utilities section of the CIP include additions and improvements to the City water, sewer, and stormwater systems. The utilities portion of the 2023-28 CIP covers 23 capital programs and projects. Of the \$86.2 million in capital expenditures, the city will spend nearly \$14.1 million in repayment of previous principal amounts borrowed with interest, nearly \$7.3 million on the completion of existing projects, and approximately \$50.1 million on the initiation and completion of new projects. Ongoing programs account for \$14.7 million in spending.

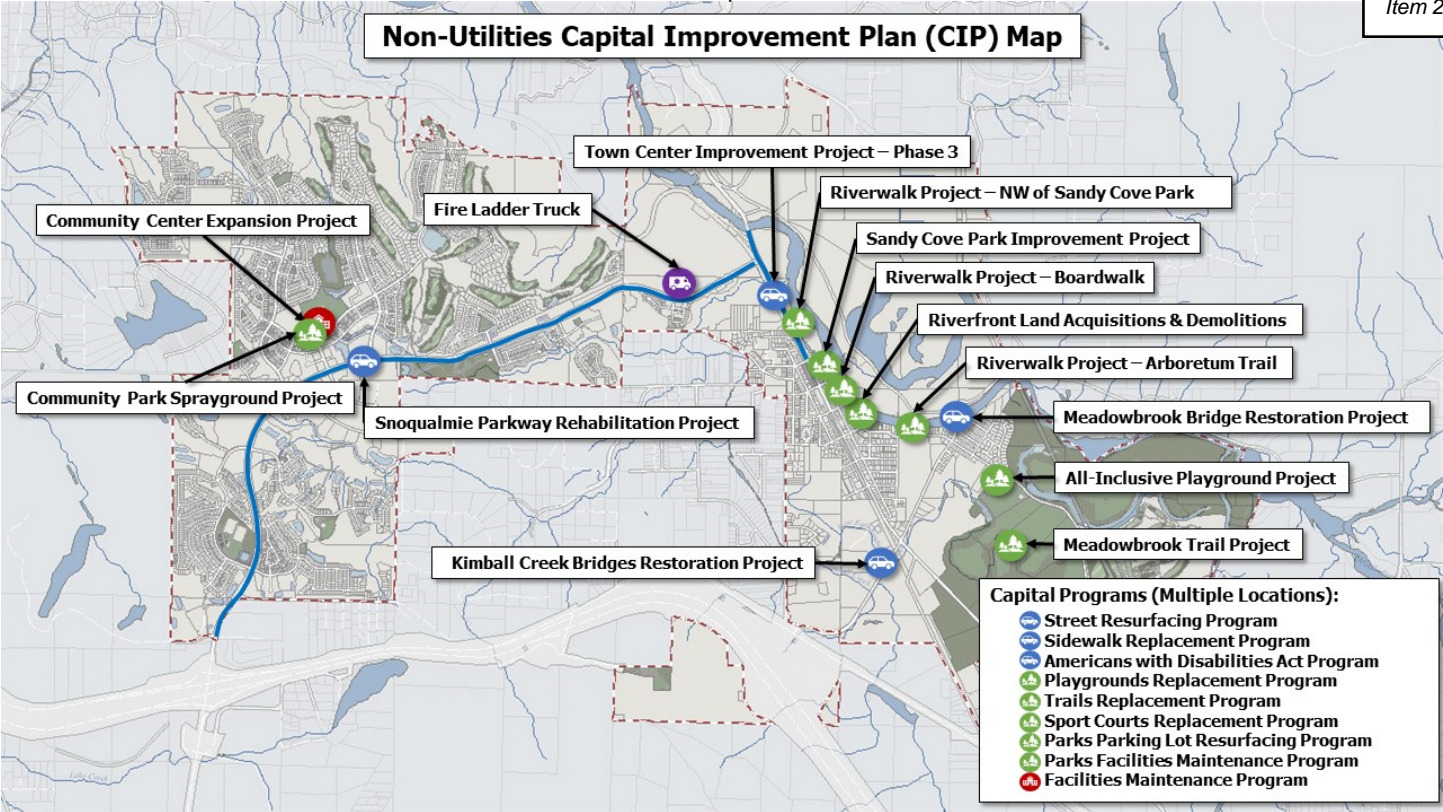


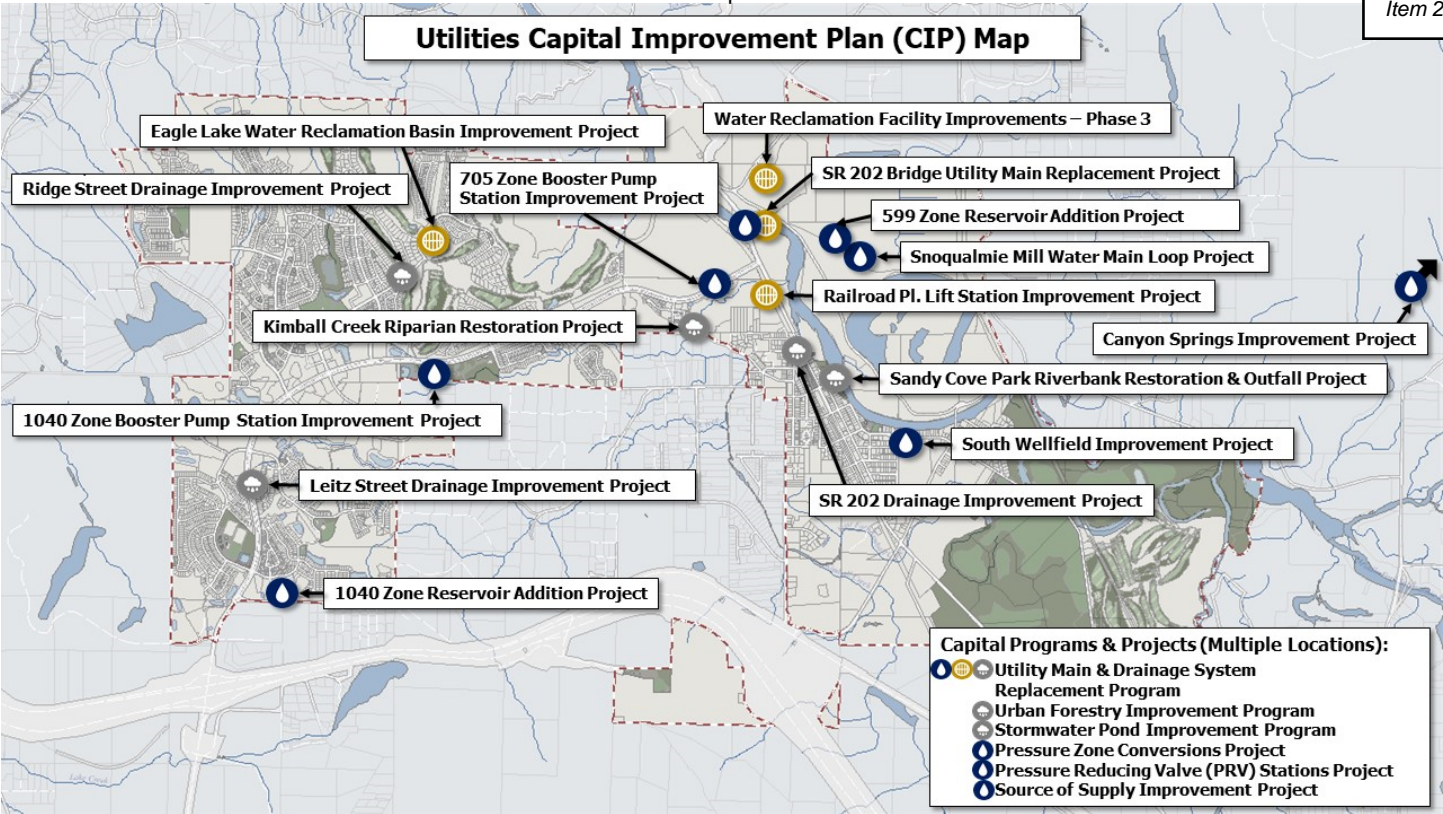


MAPS



This page is intentionally blank.







FINANCIAL SCHEDULES



This page is intentionally blank.



ESTIMATED NON-UTILITIES USES

Capital Program or Project	2023	2024	2025	2026	2027	2028	2023-2028 Total
Capital Programs							
Street Resurfacing Program	\$ 528,000	\$ 553,000	\$ 568,000	\$ 583,000	\$ 598,000	\$ 613,000	\$ 3,443,000
Sidewalk Replacement Program	\$ 211,000	\$ 220,000	\$ 226,000	\$ 231,000	\$ 237,000	\$ 242,000	\$ 1,367,000
Americans with Disabilities Act (ADA) Program	\$ 42,000	\$ 44,000	\$ 45,000	\$ 46,000	\$ 47,000	\$ 48,000	\$ 272,000
Playgrounds Replacement Program	\$ 528,000	\$ -	\$ 568,000	\$ -	\$ 598,000	\$ -	\$ 1,694,000
Trails Replacement Program	\$ -	\$ 108,000	\$ -	\$ 113,000	\$ -	\$ 118,000	\$ 339,000
Sport Courts Replacement Program	\$ 21,000	\$ 23,000	\$ 24,000	\$ 25,000	\$ 26,000	\$ 27,000	\$ 146,000
Parks Parking Lot Resurfacing Program	\$ -	\$ 108,000	\$ -	\$ 113,000	\$ -	\$ 118,000	\$ 339,000
Parks Facilities Maintenance Program	\$ 32,000	\$ 34,000	\$ 35,000	\$ 36,000	\$ 37,000	\$ 38,000	\$ 212,000
Facilities Maintenance Program	\$ 740,000	\$ 220,000	\$ 226,000	\$ 231,000	\$ 237,000	\$ 242,000	\$ 1,896,000
Total Capital Programs =	\$ 2,102,000	\$ 1,310,000	\$ 1,692,000	\$ 1,378,000	\$ 1,780,000	\$ 1,446,000	\$ 9,708,000
Capital Projects							
Kimball Creek Bridges Restoration Project	\$ 718,000	\$ 600,000	\$ -	\$ -	\$ -	\$ -	\$ 1,318,000
Community Park Sprayground Project	\$ 1,500,000	\$ -	\$ -	\$ -	\$ -	\$ -	\$ 1,500,000
Total Capital Projects =	\$ 2,218,000	\$ 600,000	\$ -	\$ -	\$ -	\$ -	\$ 2,818,000
Capital Projects with Grant Funding Approved							
Snoqualmie Parkway Rehabilitation Project (CP = \$1,400,000)	\$ 6,400,000	\$ -	\$ -	\$ -	\$ -	\$ -	\$ 6,400,000
Riverfront Land Acquisitions & Demolitions (CP = \$320,000)	\$ 570,000	\$ 900,000	\$ 150,000	\$ -	\$ -	\$ -	\$ 1,620,000
Riverwalk Project - Northwest of Sandy Cove Park (CP = \$1,228,600)	\$ 2,111,000	\$ 597,000	\$ -	\$ -	\$ -	\$ -	\$ 2,708,000
Sandy Cove Park Improvement Project (CP = \$1,241,000)	\$ 319,000	\$ 1,422,000	\$ -	\$ -	\$ -	\$ -	\$ 1,741,000
All-Inclusive Playground Project (CP = \$189,600)	\$ 876,000	\$ -	\$ -	\$ -	\$ -	\$ -	\$ 876,000
Total Capital Projects with Grant Funding Approved =	\$ 10,276,000	\$ 2,919,000	\$ 150,000	\$ -	\$ -	\$ -	\$ 13,345,000
Capital Projects Awaiting Grant Approval or Other Sources							
Town Center Improvement Project - Phase III (CP = \$3,448,950)	\$ 496,000	\$ -	\$ 2,688,000	\$ 3,225,000	\$ 806,000	\$ -	\$ 7,215,000
Meadowbrook Bridge Restoration Project (CP = \$872,000)	\$ 864,000	\$ 880,000	\$ -	\$ -	\$ -	\$ -	\$ 1,744,000
Riverwalk Project - Arboretum Trail (CP = \$807,000)	\$ -	\$ -	\$ 200,000	\$ 1,107,000	\$ -	\$ -	\$ 1,307,000
Riverwalk Project - Boardwalk (CP = \$2,419,000)	\$ -	\$ -	\$ -	\$ 806,000	\$ 2,957,000	\$ 1,075,000	\$ 4,838,000
Meadowbrook Trail Project (CP = \$240,000)	\$ 240,000	\$ -	\$ -	\$ -	\$ -	\$ -	\$ 240,000
Community Center Expansion Project (CP = \$22,338,000)	\$ -	\$ 15,198,350	\$ 13,139,650	\$ -	\$ -	\$ -	\$ 28,338,000
Total Capital Projects Awaiting Grant Approval or Other Sources =	\$ 1,600,000	\$ 16,078,350	\$ 16,027,650	\$ 5,138,000	\$ 3,763,000	\$ 1,075,000	\$ 43,682,000
Capital Equipment Additions							
Ladder Fire Truck	\$ 1,500,000	\$ -	\$ -	\$ -	\$ -	\$ -	\$ 1,500,000
Total Capital Equipment Additions =	\$ 1,500,000	\$ -	\$ -	\$ -	\$ -	\$ -	\$ 1,500,000
Debt Service							
Debt Service	\$ 87,000	\$ 87,000	\$ 87,000	\$ 87,000	\$ 87,000	\$ 87,000	\$ 522,000
Total Debt Service =	\$ 87,000	\$ 87,000	\$ 87,000	\$ 87,000	\$ 87,000	\$ 87,000	\$ 522,000
Total Non-Utilities Uses =	\$ 17,783,000	\$ 20,994,350	\$ 17,956,650	\$ 6,603,000	\$ 5,630,000	\$ 2,608,000	\$ 71,575,000

ESTIMATED UTILITIES USES

Capital Program or Project	2023	2024	2025	2026	2027	2028	2023-2028 Total
Capital Programs							
Utility Main & Drainage System Replacement Program	\$ 987,000	\$ 2,134,000	\$ 2,204,000	\$ 2,279,000	\$ 2,472,000	\$ 2,687,000	\$ 12,763,000
Urban Forestry Improvement Program	\$ 211,000	\$ 237,000	\$ 258,000	\$ 280,000	\$ 301,000	\$ 323,000	\$ 1,610,000
Stormwater Pond Improvement Program	\$ 53,000	\$ 56,000	\$ 58,000	\$ 60,000	\$ 62,000	\$ 65,000	\$ 354,000
Total Capital Programs =	\$ 1,251,000	\$ 2,427,000	\$ 2,520,000	\$ 2,619,000	\$ 2,835,000	\$ 3,075,000	\$ 14,727,000
Capital Projects							
Pressure Zone Conversions Project	\$ -	\$ 27,000	\$ 204,000	\$ -	\$ -	\$ -	\$ 231,000
Pressure Reducing Valve (PRV) Stations Project	\$ 84,000	\$ 237,000	\$ -	\$ -	\$ -	\$ -	\$ 321,000
1040 Zone Booster Pump Station Improvement Project	\$ 38,000	\$ 394,000	\$ -	\$ -	\$ -	\$ -	\$ 432,000
705 Zone Booster Pump Station Improvement Project	\$ -	\$ -	\$ 54,000	\$ 521,000	\$ -	\$ -	\$ 575,000
South Wellfield Improvement Project	\$ -	\$ -	\$ 258,000	\$ 2,600,000	\$ -	\$ -	\$ 2,858,000
1040 Zone Reservoir Addition Project	\$ 38,000	\$ 394,000	\$ -	\$ -	\$ -	\$ 5,000,000	\$ 5,432,000
Canyon Springs Improvement Project	\$ -	\$ -	\$ -	\$ -	\$ -	\$ 1,253,000	\$ 1,253,000
Railroad Place Lift Station Improvement Project	\$ 106,000	\$ -	\$ -	\$ -	\$ -	\$ -	\$ 106,000
Eagle Lake Water Reclamation Basin Improvement Project	\$ 106,000	\$ 215,000	\$ 1,828,000	\$ 1,183,000	\$ -	\$ -	\$ 3,332,000
SR 202 Drainage Improvement Project	\$ -	\$ -	\$ 892,000	\$ 1,726,000	\$ -	\$ -	\$ 2,618,000
Leitz Street Drainage Improvement Project	\$ -	\$ -	\$ -	\$ 132,000	\$ -	\$ -	\$ 132,000
Ridge Street Drainage Improvement Project	\$ -	\$ 166,000	\$ 170,000	\$ -	\$ -	\$ -	\$ 336,000
Kimball Creek Riparian Restoration Project	\$ 79,000	\$ 161,000	\$ 161,000	\$ 1,075,000	\$ 900,000	\$ -	\$ 2,376,000
Total Capital Projects =	\$ 451,000	\$ 1,594,000	\$ 3,567,000	\$ 7,237,000	\$ 900,000	\$ 6,253,000	\$ 20,002,000
Capital Projects Awaiting Grant Approval or Other Sources							
Sandy Cove Park Riverbank Restoration & Outfall Project (CP = \$2,750,000)	\$ 581,000	\$ 3,037,000	\$ 1,882,000	\$ -	\$ -	\$ -	\$ 5,500,000
Total Capital Projects Awaiting Grant Approval or Other Sources =	\$ 581,000	\$ 3,037,000	\$ 1,882,000	\$ -	\$ -	\$ -	\$ 5,500,000
Capital Projects with Estimated Developer Contributions (CIAC)							
SR 202 Bridge Utility Main Replacement Project (CP = 3,523,500)	\$ -	\$ -	\$ 84,000	\$ 634,000	\$ 1,262,000	\$ 1,935,000	\$ 3,915,000
599 Zone Reservoir Addition Project (CP = 2,058,500)	\$ -	\$ -	\$ 48,000	\$ 161,000	\$ 1,720,000	\$ 2,188,000	\$ 4,117,000
Source of Supply Improvement Project (CP = \$1,819,300)	\$ 686,000	\$ 129,000	\$ 129,000	\$ 1,290,000	\$ -	\$ -	\$ 2,234,000
Snoqualmie Mill Water Main Loop Project (CP = \$2,040,900)	\$ 158,000	\$ 409,000	\$ 5,591,000	\$ 645,000	\$ -	\$ -	\$ 6,803,000
Water Reclamation Facility Improvements - Phase 3 (CP = \$10,597,364)	\$ 2,805,000	\$ 10,552,000	\$ 1,373,000	\$ -	\$ -	\$ -	\$ 14,730,000
Total Capital Projects with Estimated Contributions (CIAC) =	\$ 3,649,000	\$ 11,090,000	\$ 7,225,000	\$ 2,730,000	\$ 2,982,000	\$ 4,123,000	\$ 31,799,000
Information Technology (IT) Project Contributions							
Enterprise Resource Planning (ERP) System Replacement Project	\$ 150,000	\$ -	\$ -	\$ -	\$ -	\$ -	\$ 150,000
Total IT Project Contributions =	\$ 150,000	\$ -	\$ -	\$ -	\$ -	\$ -	\$ 150,000
Debt Service							
Debt Service	\$ 2,409,000	\$ 2,408,000	\$ 2,411,000	\$ 2,412,000	\$ 2,413,000	\$ 2,010,000	\$ 14,063,000
Total Debt Service =	\$ 2,409,000	\$ 2,408,000	\$ 2,411,000	\$ 2,412,000	\$ 2,413,000	\$ 2,010,000	\$ 14,063,000
Total Utilities Uses =	\$ 8,491,000	\$ 20,556,000	\$ 17,605,000	\$ 14,998,000	\$ 9,130,000	\$ 15,461,000	\$ 86,241,000
TOTAL CIP USES =	\$ 26,274,000	\$ 41,550,350	\$ 35,561,650	\$ 21,601,000	\$ 14,760,000	\$ 18,069,000	\$ 157,816,000



**2023-2028 Capital Improvement Plan
Statement of Non-Utilities CIP Sources, Uses, and Cash Balance¹**

AB22-075 | Exhibit 1

Item 2.

ESTIMATED BEGINNING NON-UTILITIES CIP CASH BALANCE²

	2023	2024	2025	2026	2027	2028	TOTAL
Total Beginning Non-Utilities CIP Cash Balance =	\$ 20,100,000	\$ 16,271,950	\$ 685,000	\$ 925,000	\$ 521,500	\$ 585,000	

ESTIMATED SOURCES

Taxes

Transportation ("TBD") Sales Tax (0.2%)	\$ 570,000	\$ 600,000	\$ 620,000	\$ 640,000	\$ 660,000	\$ 680,000	\$ 3,770,000
Motor Vehicle Fuel Tax ("Gas Tax")	\$ 268,000	\$ 275,000	\$ 282,000	\$ 289,000	\$ 297,000	\$ 305,000	\$ 1,716,000
Multimodal Transportation Tax	\$ 18,000	\$ 18,000	\$ 18,000	\$ 18,000	\$ 18,000	\$ 18,000	\$ 108,000
Restricted Transportation Taxes Subtotal =	\$ 856,000	\$ 893,000	\$ 920,000	\$ 947,000	\$ 975,000	\$ 1,003,000	\$ 5,594,000
Real Estate Excise Tax	\$ 1,450,000	\$ 1,525,000	\$ 1,600,000	\$ 1,680,000	\$ 1,765,000	\$ 1,855,000	\$ 9,875,000
Restricted Capital Taxes - Government Type Subtotal =	\$ 1,450,000	\$ 1,525,000	\$ 1,600,000	\$ 1,680,000	\$ 1,765,000	\$ 1,855,000	\$ 9,875,000
Non-Recurring Sales Tax	\$ 430,000	\$ 430,000	\$ 430,000	\$ 430,000	\$ 430,000	\$ 430,000	\$ 2,580,000
Utility Tax (3% - Allocated to Capital)	\$ 455,000	\$ 469,000	\$ 483,000	\$ 497,000	\$ 512,000	\$ 528,000	\$ 2,944,000
Committed Capital Taxes - Government Type Subtotal =	\$ 885,000	\$ 899,000	\$ 913,000	\$ 927,000	\$ 942,000	\$ 958,000	\$ 5,524,000
Total Taxes =	\$ 3,191,000	\$ 3,317,000	\$ 3,433,000	\$ 3,554,000	\$ 3,682,000	\$ 3,816,000	\$ 20,993,000

Grants & Intergovernmental Revenues

Grants, Appropriations, or Other Revenue Sources	\$ 8,102,550	\$ 1,960,400	\$ 14,633,650	\$ 2,515,500	\$ 1,881,500	\$ 537,500	\$ 29,631,100
King County Parks Levy	\$ 130,000	\$ 130,000	\$ 130,000	\$ 130,000	\$ 130,000	\$ 130,000	\$ 780,000
Total Grants & Intergovernmental Revenues =	\$ 8,232,550	\$ 2,090,400	\$ 14,763,650	\$ 2,645,500	\$ 2,011,500	\$ 667,500	\$ 30,411,100

Other Increases

Donations	\$ 31,400	\$ -	\$ -	\$ -	\$ -	\$ -	\$ 31,400
"Government Type - Operating" Transfer ³	\$ 2,500,000	\$ -	\$ -	\$ -	\$ -	\$ -	\$ 2,500,000
Total Other Increases =	\$ 2,531,400	\$ -	\$ -	\$ -	\$ -	\$ -	\$ 2,531,400
TOTAL SOURCES =	\$ 13,954,950	\$ 5,407,400	\$ 18,196,650	\$ 6,199,500	\$ 5,693,500	\$ 4,483,500	\$ 53,935,500

ESTIMATED USES

Capital Programs

Street Resurfacing Program	\$ 528,000	\$ 553,000	\$ 568,000	\$ 583,000	\$ 598,000	\$ 613,000	\$ 3,443,000
Sidewalk Replacement Program	\$ 211,000	\$ 220,000	\$ 226,000	\$ 231,000	\$ 237,000	\$ 242,000	\$ 1,367,000
Americans with Disabilities Act (ADA) Program	\$ 42,000	\$ 44,000	\$ 45,000	\$ 46,000	\$ 47,000	\$ 48,000	\$ 272,000
Playgrounds Replacement Program	\$ 528,000	\$ -	\$ 568,000	\$ -	\$ 598,000	\$ -	\$ 1,694,000
Trails Replacement Program	\$ -	\$ 108,000	\$ -	\$ 113,000	\$ -	\$ 118,000	\$ 339,000
Sport Courts Replacement Program	\$ 21,000	\$ 23,000	\$ 24,000	\$ 25,000	\$ 26,000	\$ 27,000	\$ 146,000
Parks Parking Lot Resurfacing Program	\$ -	\$ 108,000	\$ -	\$ 113,000	\$ -	\$ 118,000	\$ 339,000
Parks Facilities Maintenance Program	\$ 32,000	\$ 34,000	\$ 35,000	\$ 36,000	\$ 37,000	\$ 38,000	\$ 212,000
Facilities Maintenance Program	\$ 740,000	\$ 220,000	\$ 226,000	\$ 231,000	\$ 237,000	\$ 242,000	\$ 1,896,000
Total Capital Programs =	\$ 2,102,000	\$ 1,310,000	\$ 1,692,000	\$ 1,378,000	\$ 1,780,000	\$ 1,446,000	\$ 9,708,000

Capital Projects

Kimball Creek Bridges Restoration Project	\$ 718,000	\$ 600,000	\$ -	\$ -	\$ -	\$ -	\$ 1,318,000
Community Park Sprayground Project	\$ 1,500,000	\$ -	\$ -	\$ -	\$ -	\$ -	\$ 1,500,000
Total Capital Projects =	\$ 2,218,000	\$ 600,000	\$ -	\$ -	\$ -	\$ -	\$ 2,818,000

Capital Projects with Grant Funding Approved

Snoqualmie Parkway Rehabilitation Project (CP ⁴ = \$1,400,000)	\$ 6,400,000	\$ -	\$ -	\$ -	\$ -	\$ -	\$ 6,400,000
Riverfront Land Acquisitions & Demolitions (CP = \$320,000)	\$ 570,000	\$ 900,000	\$ 150,000	\$ -	\$ -	\$ -	\$ 1,620,000
Riverwalk Project - Northwest of Sandy Cove Park (CP = \$1,228,600)	\$ 2,111,000	\$ 597,000	\$ -	\$ -	\$ -	\$ -	\$ 2,708,000
Sandy Cove Park Improvement Project (CP = \$1,241,000)	\$ 319,000	\$ 1,422,000	\$ -	\$ -	\$ -	\$ -	\$ 1,741,000
All-Inclusive Playground Project (CP = \$189,600)	\$ 876,000	\$ -	\$ -	\$ -	\$ -	\$ -	\$ 876,000
Total Capital Projects with Grant Funding Approved =	\$ 10,276,000	\$ 2,919,000	\$ 150,000	\$ -	\$ -	\$ -	\$ 13,345,000

Capital Projects Awaiting Grant Approval or Other Sources

Town Center Improvement Project - Phase III (CP = \$3,448,950)	\$ 496,000	\$ -	\$ 2,688,000	\$ 3,225,000	\$ 806,000	\$ -	\$ 7,215,000
Meadowbrook Bridge Restoration Project (CP = \$872,000)	\$ 864,000	\$ 880,000	\$ -	\$ -	\$ -	\$ -	\$ 1,744,000
Riverwalk Project - Arboretum Trail (CP = \$807,000)	\$ -	\$ -	\$ 200,000	\$ 1,107,000	\$ -	\$ -	\$ 1,307,000
Riverwalk Project - Boardwalk (CP = \$2,419,000)	\$ -	\$ -	\$ -	\$ 806,000	\$ 2,957,000	\$ 1,075,000	\$ 4,838,000
Meadowbrook Trail Project ⁵ (CP = \$240,000)	\$ 240,000	\$ -	\$ -	\$ -	\$ -	\$ -	\$ 240,000
Community Center Expansion Project (CP = \$15,198,350)	\$ -	\$ 15,198,350	\$ 13,139,650	\$ -	\$ -	\$ -	\$ 28,338,000
Total Capital Projects Awaiting Grant Approval or Other Sources =	\$ 1,600,000	\$ 16,078,350	\$ 16,027,650	\$ 5,138,000	\$ 3,763,000	\$ 1,075,000	\$ 43,682,000

Capital Equipment Additions

Ladder Fire Truck	\$ 1,500,000	\$ -	\$ -	\$ -	\$ -	\$ -	\$ 1,500,000
Total Capital Equipment Additions =	\$ 1,500,000	\$ -	\$ -	\$ -	\$ -	\$ -	\$ 1,500,000

Debt Service

Debt Service	\$ 87,000	\$ 87,000	\$ 87,000	\$ 87,000	\$ 87,000	\$ 87,000	\$ 522,000
Total Debt Service =	\$ 87,000	\$ 87,000	\$ 87,000	\$ 87,000	\$ 87,000	\$ 87,000	\$ 522,000

TOTAL USES =	\$ 17,783,000	\$ 20,994,350	\$ 17,956,650	\$ 6,603,000	\$ 5,630,000	\$ 2,608,000	\$ 71,575,000
---------------------	----------------------	----------------------	----------------------	---------------------	---------------------	---------------------	----------------------

ESTIMATED ENDING NON-UTILITIES CIP CASH BALANCE

Total Ending Non-Utilities CIP Cash Balance =	\$ 16,271,950	\$ 685,000	\$ 925,000	\$ 521,500	\$ 585,000	\$ 2,460,500	
---	---------------	------------	------------	------------	------------	--------------	--

¹ The Administration intends to at least commence every capital program or project included in this statement. However, this assumes that project management is properly and fully staffed during the biennium. If there are any complications, such as a Project Engineer leaving the City or operational burdens that require the full effort of employees that manage both projects and operations, then the Administration will need to further prioritize the CIP list.

² The estimated beginning cash balance is preliminary and subject to change.

³ Depends upon a policy decision from Council regarding what to do with excess cash, above adopted reserve levels, that may accumulate within "Government Type - Operating".

⁴ The City of Snoqualmie would contribute directly to another government or organization that would then construct the improvement.



2023-2028 Capital Improvement Plan

Statement of Utilities CIP Sources, Uses, and Cash Balance

AB22-075 | Exhibit 1

Item 2.

ESTIMATED BEGINNING UTILITIES CIP CASH BALANCE²

Total Beginning Utilities CIP Cash Balance =

	2023	2024	2025	2026	2027	2028	TOTAL
	\$ 19,400,000	\$ 21,282,443	\$ 15,499,586	\$ 12,430,840	\$ 8,082,704	\$ 9,728,904	

ESTIMATED SOURCES**Charges for Goods and Services**

Utility Fees ("Rates") ³	\$ 6,615,000	\$ 7,200,000	\$ 7,570,000	\$ 8,075,000	\$ 7,980,000	\$ 8,570,000	\$ 46,010,000
Total Charges for Goods and Services =	\$ 6,615,000	\$ 7,200,000	\$ 7,570,000	\$ 8,075,000	\$ 7,980,000	\$ 8,570,000	\$ 46,010,000

Grants

Grants	\$ 290,500	\$ 1,518,500	\$ 941,000	\$ -	\$ -	\$ -	\$ 2,750,000
Total Grants =	\$ 290,500	\$ 1,518,500	\$ 941,000	\$ -	\$ -	\$ -	\$ 2,750,000

Other Increases

General Facilities Charges	\$ 3,230,000	\$ 3,410,000	\$ 1,670,000	\$ 1,740,000	\$ 1,810,000	\$ 1,890,000	\$ 13,750,000
Contributions in Aid of Construction (CIAC)	\$ 237,943	\$ 2,644,643	\$ 4,355,254	\$ 834,864	\$ 986,200	\$ 1,287,500	\$ 10,346,404
Total Other Increases =	\$ 3,467,943	\$ 6,054,643	\$ 6,025,254	\$ 2,574,864	\$ 2,796,200	\$ 3,177,500	\$ 24,096,404

TOTAL SOURCES = \$ 10,373,443 \$ 14,773,143 \$ 14,536,254 \$ 10,649,864 \$ 10,776,200 \$ 11,747,500 \$ 72,856,404**ESTIMATED USES****Capital Programs**

Utility Main & Drainage System Replacement Program	\$ 987,000	\$ 2,134,000	\$ 2,204,000	\$ 2,279,000	\$ 2,472,000	\$ 2,687,000	\$ 12,763,000
Urban Forestry Improvement Program	\$ 211,000	\$ 237,000	\$ 258,000	\$ 280,000	\$ 301,000	\$ 323,000	\$ 1,610,000
Stormwater Pond Improvement Program	\$ 53,000	\$ 56,000	\$ 58,000	\$ 60,000	\$ 62,000	\$ 65,000	\$ 354,000
Total Capital Programs =	\$ 1,251,000	\$ 2,427,000	\$ 2,520,000	\$ 2,619,000	\$ 2,835,000	\$ 3,075,000	\$ 14,727,000

Capital Projects

Pressure Zone Conversions Project	\$ -	\$ 27,000	\$ 204,000	\$ -	\$ -	\$ -	\$ 231,000
Pressure Reducing Valve (PRV) Stations Project	\$ 84,000	\$ 237,000	\$ -	\$ -	\$ -	\$ -	\$ 321,000
1040 Zone Booster Pump Station Improvement Project	\$ 38,000	\$ 394,000	\$ -	\$ -	\$ -	\$ -	\$ 432,000
705 Zone Booster Pump Station Improvement Project	\$ -	\$ -	\$ 54,000	\$ 521,000	\$ -	\$ -	\$ 575,000
South Wellfield Improvement Project	\$ -	\$ -	\$ 258,000	\$ 2,600,000	\$ -	\$ -	\$ 2,858,000
1040 Zone Reservoir Addition Project	\$ 38,000	\$ 394,000	\$ -	\$ -	\$ -	\$ 5,000,000	\$ 5,432,000
Canyon Springs Improvement Project	\$ -	\$ -	\$ -	\$ -	\$ -	\$ 1,253,000	\$ 1,253,000
Railroad Place Lift Station Improvement Project	\$ 106,000	\$ -	\$ -	\$ -	\$ -	\$ -	\$ 106,000
Eagle Lake Water Reclamation Basin Improvement Project	\$ 106,000	\$ 215,000	\$ 1,828,000	\$ 1,183,000	\$ -	\$ -	\$ 3,332,000
SR 202 Drainage Improvement Project	\$ -	\$ -	\$ 892,000	\$ 1,726,000	\$ -	\$ -	\$ 2,618,000
Leitz Street Drainage Improvement Project	\$ -	\$ -	\$ -	\$ 132,000	\$ -	\$ -	\$ 132,000
Ridge Street Drainage Improvement Project	\$ -	\$ 166,000	\$ 170,000	\$ -	\$ -	\$ -	\$ 336,000
Kimball Creek Riparian Restoration Project	\$ 79,000	\$ 161,000	\$ 161,000	\$ 1,075,000	\$ 900,000	\$ -	\$ 2,376,000
Total Capital Projects =	\$ 451,000	\$ 1,594,000	\$ 3,567,000	\$ 7,237,000	\$ 900,000	\$ 6,253,000	\$ 20,002,000

Capital Projects Awaiting Grant Approval or Other Sources

Sandy Cove Park Riverbank Restoration & Outfall Project (CP ⁴ = \$2,750,000)	\$ 581,000	\$ 3,037,000	\$ 1,882,000	\$ -	\$ -	\$ -	\$ 5,500,000
Total Capital Projects Awaiting Grant Approval or Other Sources =	\$ 581,000	\$ 3,037,000	\$ 1,882,000	\$ -	\$ -	\$ -	\$ 5,500,000

Capital Projects with Estimated Developer Contributions (CIAC)

SR 202 Bridge Utility Main Replacement Project (CP = \$3,523,500)	\$ -	\$ -	\$ 84,000	\$ 634,000	\$ 1,262,000	\$ 1,935,000	\$ 3,915,000
599 Zone Reservoir Addition Project (CP = \$2,058,500)	\$ -	\$ -	\$ 48,000	\$ 161,000	\$ 1,720,000	\$ 2,188,000	\$ 4,117,000
Source of Supply Improvement Project (CP = \$1,819,300)	\$ 686,000	\$ 129,000	\$ 129,000	\$ 1,290,000	\$ -	\$ -	\$ 2,234,000
Snoqualmie Mill Water Main Loop Project (CP = \$2,040,900)	\$ 158,000	\$ 409,000	\$ 5,591,000	\$ 645,000	\$ -	\$ -	\$ 6,803,000
Water Reclamation Facility Improvements - Phase 3 (CP = \$10,910,396)	\$ 2,805,000	\$ 10,552,000	\$ 1,373,000	\$ -	\$ -	\$ -	\$ 14,730,000
Total Capital Projects with Estimated Developer Contributions (CIAC) =	\$ 3,649,000	\$ 11,090,000	\$ 7,225,000	\$ 2,730,000	\$ 2,982,000	\$ 4,123,000	\$ 31,799,000

Information Technology (IT) Project Contributions

Enterprise Resource Planning System Replacement Project	\$ 150,000	\$ -	\$ -	\$ -	\$ -	\$ -	\$ 150,000
Total IT Project Contributions =	\$ 150,000	\$ -	\$ -	\$ -	\$ -	\$ -	\$ 150,000

Debt Service

Debt Service	\$ 2,409,000	\$ 2,408,000	\$ 2,411,000	\$ 2,412,000	\$ 2,413,000	\$ 2,010,000	\$ 14,063,000
Total Debt Service =	\$ 2,409,000	\$ 2,408,000	\$ 2,411,000	\$ 2,412,000	\$ 2,413,000	\$ 2,010,000	\$ 14,063,000
TOTAL USES =	\$ 8,491,000	\$ 20,556,000	\$ 17,605,000	\$ 14,998,000	\$ 9,130,000	\$ 15,461,000	\$ 86,241,000

ESTIMATED ENDING NON-UTILITIES CIP CASH BALANCE

Total Ending Utilities CIP Cash Balance =

	2023	2024	2025	2026	2027	2028	TOTAL
	\$ 21,282,443	\$ 15,499,586	\$ 12,430,840	\$ 8,082,704	\$ 9,728,904	\$ 6,015,404	

¹ The Administration intends to at least commence every capital program or project included in this statement. However, this assumes that project management is properly and fully staffed during the biennium. If there are any complications, such as a Project Engineer leaving the City or operational burdens that require the full effort of employees that manage both projects and operations, then the Administration will need to further prioritize the CIP list.

² The estimated beginning cash balance is preliminary and subject to change.

³ Council has adopted a utility rate schedule through 2026. This CIP assumes that Council will approve utility rate increases for 2027 and 2028 consistent with the previous six-year period.

⁴ CP = City portion of project funding.



CAPITAL PROGRAM OR PROJECT DETAIL



This page is intentionally blank.



TRANSPORTATION CAPITAL PROJECT OR PROGRAM

STREET RESURFACING PROGRAM

CIP Project ID: TRN20001CIP

Department: Transportation

Project Status: Other

Project Location: Multiple Locations

Project Contact: Michael Chambliss

Current Program Budget: \$3,443,000

Years Project in CIP: Ongoing Capital Program

Contact Email: mchambliss@snoqualmiewa.gov

Description:

Streets and alleys deteriorate as they age. Consequently, the goal of this program is to rehabilitate City streets and alleys in a comprehensive and systematic way before they require extensive reconstruction. The City of Snoqualmie intends to resurface streets based on their pavement condition score and use the most appropriate street treatment (slurry seal, chip seal, microsurfacing, asphalt overlay, etc.) in any given situation.

Photo or Map:



Community Impact:

The intent of this program is to preserve the condition of streets and alleys consistent with City of Snoqualmie standards. The ongoing resurfacing of streets will help to maintain even traffic circulation and reduce the long-term cost of major reconstruction by extending the life of the City's transportation system.

Operating Impact:

Staff believes that the ongoing provision of this program may reduce the amount of supplies needed annually to pothole patch and crack seal streets.

Budget:

Project Activities	% of Budg.	Total Activity Budget	2023	2024	2025	2026	2027	2028	2029 or Beyond
Analysis	0%	\$ -	\$ -	\$ -	\$ -	\$ -	\$ -	\$ -	This capital program is anticipated to continue indefinitely into the future.
Design	4%	\$ 146,922	\$ 22,966	\$ 24,042	\$ 24,523	\$ 24,901	\$ 24,677	\$ 25,814	
Construction	85%	\$ 2,938,443	\$ 459,314	\$ 480,844	\$ 490,451	\$ 498,011	\$ 493,548	\$ 516,275	
Const. Manage	0%	\$ -	\$ -	\$ -	\$ -	\$ -	\$ -	\$ -	
Contingency	4%	\$ 146,922	\$ 22,966	\$ 24,042	\$ 24,523	\$ 24,901	\$ 24,677	\$ 25,814	
Art	0%	\$ -	\$ -	\$ -	\$ -	\$ -	\$ -	\$ -	
Labor	6%	\$ 210,713	\$ 22,755	\$ 24,072	\$ 28,504	\$ 35,188	\$ 55,097	\$ 45,097	
Other	0%	\$ -	\$ -	\$ -	\$ -	\$ -	\$ -	\$ -	
TOTAL	100%	\$ 3,443,000	\$ 528,000	\$ 553,000	\$ 568,000	\$ 583,000	\$ 598,000	\$ 613,000	
Operating		\$ (18,500)	\$ (2,000)	\$ (2,200)	\$ (2,500)	\$ (3,000)	\$ (3,800)	\$ (5,000)	

TOTAL PROJECT BUDGET: \$3,443,000

TOTAL OPERATING BUDGET: -\$18,500

Anticipated Funding Mix:

Source	Total Sources	2023	2024	2025	2026	2027	2028
Util. & Trans. Taxes	\$ 3,443,000	\$ 528,000	\$ 553,000	\$ 568,000	\$ 583,000	\$ 598,000	\$ 613,000
TOTAL	\$ 3,443,000	\$ 528,000	\$ 553,000	\$ 568,000	\$ 583,000	\$ 598,000	\$ 613,000

Fiscal

TOTAL FUNDING SOURCES: \$3,443,000

Notes:

FUTURE FUNDING REQUIREMENTS: \$0



TRANSPORTATION CAPITAL PROJECT OR PROGRAM

SIDEWALK REPLACEMENT PROGRAM

CIP Project ID: TRN20002CIP
Department: Transportation
Project Status: Other
Project Location: Multiple Locations
Project Contact: Michael Chambless

Current Program Budget: \$1,367,000

Years Project in CIP: Ongoing Capital Program

Contact Email: mchambless@snoqualmiewa.gov

Description:

Sidewalks deteriorate as they age. Consequently, this program funds the community outreach, design, and replacement of sidewalks in neighborhoods throughout the City of Snoqualmie. Neighborhood sidewalks are pedestrian facilities that connect residents to important destinations. The City of Snoqualmie intends to replace sidewalks based on a score that prioritizes safety and access to facilities such as parks and schools.

Photo or Map:**Community Impact:**

The intent of this program is to preserve the condition of sidewalks consistent with City of Snoqualmie standards. The ongoing replacement of sidewalks will help to maintain a safe and efficient mode of transportation that contributes to the livability of neighborhoods and supports vital economy activity.

Operating Impact:

Staff believes that the ongoing provision of this program will likely reduce the amount of supplies needed annually to maintain sidewalks.

Budget:

Project Activities	% of Budget	Total Activity Budget	2023	2024	2025	2026	2027	2028	2029 or Beyond
Analysis	0%	\$ -	\$ -	\$ -	\$ -	\$ -	\$ -	\$ -	This capital program is expected to continue indefinitely into the future.
Design	4%	\$ 58,336	\$ 9,177	\$ 9,564	\$ 9,757	\$ 9,866	\$ 9,782	\$ 10,191	
Construction	85%	\$ 1,166,727	\$ 183,544	\$ 191,272	\$ 195,148	\$ 197,311	\$ 195,635	\$ 203,817	
Const. Manage	0%	\$ -	\$ -	\$ -	\$ -	\$ -	\$ -	\$ -	
Contingency	4%	\$ 58,336	\$ 9,177	\$ 9,564	\$ 9,757	\$ 9,866	\$ 9,782	\$ 10,191	
Art	0%	\$ -	\$ -	\$ -	\$ -	\$ -	\$ -	\$ -	
Labor	6%	\$ 83,600	\$ 9,102	\$ 9,601	\$ 11,337	\$ 13,958	\$ 21,801	\$ 17,801	
Other	0%	\$ -	\$ -	\$ -	\$ -	\$ -	\$ -	\$ -	
TOTAL	100%	\$ 1,367,000	\$ 211,000	\$ 220,000	\$ 226,000	\$ 231,000	\$ 237,000	\$ 242,000	
Operating		\$ (13,500)	\$ (1,000)	\$ (1,500)	\$ (2,000)	\$ (2,500)	\$ (3,000)	\$ (3,500)	

TOTAL PROJECT BUDGET: \$1,367,000

TOTAL OPERATING BUDGET: -\$13,500

Anticipated Funding Mix:

Source	Total Sources	2023	2024	2025	2026	2027	2028
Util. & Trans. Taxes	\$ 1,367,000	\$ 211,000	\$ 220,000	\$ 226,000	\$ 231,000	\$ 237,000	\$ 242,000
TOTAL	\$ 1,367,000	\$ 211,000	\$ 220,000	\$ 226,000	\$ 231,000	\$ 237,000	\$ 242,000

Fiscal **TOTAL FUNDING SOURCES:** \$1,367,000

Notes: **FUTURE FUNDING REQUIREMENTS:** \$0



TRANSPORTATION CAPITAL PROJECT OR PROGRAM

AMERICANS WITH DISABILITIES ACT (ADA) PROGRAM

CIP Project ID: TRN21001CIP
Department: Transportation
Project Status: Other
Project Location: Multiple Locations
Project Contact: Michael Chambless

Current Program Budget: \$272,000

Years Project in CIP: Ongoing Capital Program

Contact Email: mchambless@snoqualmiewa.gov

Description:

Federal regulations require the City of Snoqualmie to comply with the American with Disabilities Act (ADA). This program will construct ADA sidewalk ramps and other transportation improvements at locations where necessary.

Photo or Map:**Community Impact:**

The intent of this program is to remove barriers that hinder the mobility of residents who have a physical or mental impairment that substantially limits their pursuit of community activities.

Operating Impact:

This program does not require changes to the operating environment or budget.

Budget:

Project Activities	% of Budg.	Total Activity Budget	2023	2024	2025	2026	2027	2028	2029 or Beyond
Analysis	0%	\$ -	\$ -	\$ -	\$ -	\$ -	\$ -	\$ -	This capital program is expected to continue indefinitely into the future.
Design	4%	\$ 11,604	\$ 1,826	\$ 1,913	\$ 1,942	\$ 1,964	\$ 1,938	\$ 2,020	
Construction	85%	\$ 232,074	\$ 36,527	\$ 38,255	\$ 38,848	\$ 39,280	\$ 38,764	\$ 40,400	
Const. Manage	0%	\$ -	\$ -	\$ -	\$ -	\$ -	\$ -	\$ -	
Contingency	4%	\$ 11,604	\$ 1,826	\$ 1,913	\$ 1,942	\$ 1,964	\$ 1,938	\$ 2,020	
Art	0%	\$ -	\$ -	\$ -	\$ -	\$ -	\$ -	\$ -	
Labor	6%	\$ 16,719	\$ 1,820	\$ 1,920	\$ 2,267	\$ 2,792	\$ 4,360	\$ 3,560	
Other	0%	\$ -	\$ -	\$ -	\$ -	\$ -	\$ -	\$ -	
TOTAL	100%	\$ 272,000	\$ 42,000	\$ 44,000	\$ 45,000	\$ 46,000	\$ 47,000	\$ 48,000	
Operating		\$ -	\$ -	\$ -	\$ -	\$ -	\$ -	\$ -	

TOTAL PROJECT BUDGET: \$272,000

TOTAL OPERATING BUDGET: \$0

Anticipated Funding Mix:

Source	Total Sources	2023	2024	2025	2026	2027	2028
Util. & Trans. Taxes	\$ 272,000	\$ 42,000	\$ 44,000	\$ 45,000	\$ 46,000	\$ 47,000	\$ 48,000
TOTAL	\$ 272,000	\$ 42,000	\$ 44,000	\$ 45,000	\$ 46,000	\$ 47,000	\$ 48,000

Fiscal

TOTAL FUNDING SOURCES: \$272,000

Notes:

FUTURE FUNDING REQUIREMENTS: \$0



PARKS CAPITAL PROJECT OR PROGRAM

PLAYGROUNDS REPLACEMENT PROGRAM

CIP Project ID: PAR20001CIP

Department: Parks

Project Status: Other

Project Location: Multiple Locations

Project Contact: Michael Chambless

Current Program Budget: \$1,694,000

Years Project in CIP: Ongoing Capital Program

Contact Email: mchambless@snoqualmiewa.gov

Description:

This program replaces aging and obsolete playground equipment and play surfaces biannually consistent with the Playground Replacement Schedule. Staff is currently performing a comprehensive audit of all the playgrounds.

Photo or Map:



Community Impact:

The intent of this program is to preserve the safety and playability of playgrounds throughout the City of Snoqualmie. The City places a high priority on maintaining assets at an exceptional standard while improving the accessibility and safety of structures for all residents.

Operating Impact:

This program does not require changes to the operating environment or budget. Staff currently visit each park to perform inspections per federal mandate requirements which will continue with playground replacements.

Budget:

Project Activities	% of Budg.	Total Activity Budget	2023	2024	2025	2026	2027	2028	2029 or Beyond
Analysis	0%	\$ -	\$ -	\$ -	\$ -	\$ -	\$ -	\$ -	This capital program is anticipated to continue indefinitely into the future.
Design	4%	\$ 71,511	\$ 22,759	\$ -	\$ 24,302	\$ -	\$ 24,451	\$ -	
Construction	84%	\$ 1,430,221	\$ 455,176	\$ -	\$ 486,032	\$ -	\$ 489,013	\$ -	
Const. Manage	0%	\$ -	\$ -	\$ -	\$ -	\$ -	\$ -	\$ -	
Contingency	4%	\$ 71,511	\$ 22,759	\$ -	\$ 24,302	\$ -	\$ 24,451	\$ -	
Art	1%	\$ 14,302	\$ 4,552	\$ -	\$ 4,860	\$ -	\$ 4,890	\$ -	
Labor	6%	\$ 106,455	\$ 22,755	\$ -	\$ 28,504	\$ -	\$ 55,196	\$ -	
Other	0%	\$ -	\$ -	\$ -	\$ -	\$ -	\$ -	\$ -	
TOTAL	100%	\$ 1,694,000	\$ 528,000	\$ -	\$ 568,000	\$ -	\$ 598,000	\$ -	
Operating		\$ -	\$ -	\$ -	\$ -	\$ -	\$ -	\$ -	

TOTAL PROJECT BUDGET: \$1,694,000

TOTAL OPERATING BUDGET: \$0

Anticipated Funding Mix:

Source	Total Sources	2023	2024	2025	2026	2027	2028
KC Parks Levy	\$ 650,000	\$ 130,000	\$ -	\$ 260,000	\$ -	\$ 260,000	\$ -
Real Estate Excise Tax	\$ 1,044,000	\$ 398,000	\$ -	\$ 308,000	\$ -	\$ 338,000	\$ -
TOTAL	\$ 1,694,000	\$ 528,000	\$ -	\$ 568,000	\$ -	\$ 598,000	\$ -

Fiscal

TOTAL FUNDING SOURCES: \$1,694,000

Notes:

FUTURE FUNDING REQUIREMENTS: \$0



PARKS CAPITAL PROJECT OR PROGRAM

TRAILS REPLACEMENT PROGRAM

CIP Project ID: PAR20002CIP
Department: Parks
Project Status: Other
Project Location: Multiple Locations
Project Contact: Michael Chambless

Current Program Budget: \$339,000

Years Project in CIP: Ongoing Capital Program

Contact Email: mchambless@snoqualmiewa.gov

Description:

This program is responsible for preserving the City of Snoqualmie's trail system. The City intends to conduct trail maintenance and replace related assets such as pedestrian bridges or signage throughout the trail system where needed.

Photo or Map:**Community Impact:**

The intent of this program is to replace and improve the network of community trails that add to the City's quality-of-life by allowing residents and visitors the opportunity to explore a serene natural environment.

Operating Impact:

This program does not require changes to the operating environment or budget.

Budget:

Project Activities	% of Budg.	Total Activity Budget	2023	2024	2025	2026	2027	2028	2029 or Beyond
Analysis	0%	\$ -	\$ -	\$ -	\$ -	\$ -	\$ -	\$ -	This capital program is anticipated to continue indefinitely into the future.
Design	0%	\$ -	\$ -	\$ -	\$ -	\$ -	\$ -	\$ -	
Construction	89%	\$ 300,706	\$ -	\$ 97,469	\$ -	\$ 100,127	\$ -	\$ 103,110	
Const. Manage	0%	\$ -	\$ -	\$ -	\$ -	\$ -	\$ -	\$ -	
Contingency	4%	\$ 15,035	\$ -	\$ 4,873	\$ -	\$ 5,006	\$ -	\$ 5,156	
Art	1%	\$ 3,056	\$ -	\$ 975	\$ -	\$ 1,050	\$ -	\$ 1,031	
Labor	6%	\$ 20,203	\$ -	\$ 4,683	\$ -	\$ 6,817	\$ -	\$ 8,703	
Other	0%	\$ -	\$ -	\$ -	\$ -	\$ -	\$ -	\$ -	
TOTAL	100%	\$ 339,000	\$ -	\$ 108,000	\$ -	\$ 113,000	\$ -	\$ 118,000	
Operating		\$ -	\$ -	\$ -	\$ -	\$ -	\$ -	\$ -	

TOTAL PROJECT BUDGET: \$339,000

TOTAL OPERATING BUDGET: \$0

Anticipated Funding Mix:

Source	Total Sources	2023	2024	2025	2026	2027	2028
Real Estate Excise Tax	\$ 339,000	\$ -	\$ 108,000	\$ -	\$ 113,000	\$ -	\$ 118,000
TOTAL	\$ 339,000	\$ -	\$ 108,000	\$ -	\$ 113,000	\$ -	\$ 118,000

Fiscal

TOTAL FUNDING SOURCES: \$339,000

Notes:

FUTURE FUNDING REQUIREMENTS: \$0



PARKS CAPITAL PROJECT OR PROGRAM

SPORT COURTS REPLACEMENT PROGRAM

CIP Project ID: PAR20003CIP
Department: Parks
Project Status: Other
Project Location: Multiple Locations
Project Contact: Michael Chambless

Current Program Budget: \$146,000

Years Project in CIP: Ongoing Capital Program

Contact Email: mchambless@snoqualmiewa.gov

Description:

This program is responsible for ensuring that all City of Snoqualmie owned sport courts are maintained and resurfaced cost-effectively at the proper time. In addition, the City will replace any curbs, sidewalks, and non-compliant ramps adjacent to a sports court when resurfacing.

Photo or Map:**Community Impact:**

The intent of this program is to preserve the playability of all sport courts throughout the City of Snoqualmie. The funding of this program will help to extend the life of existing sport courts, thus increasing their availability and accessibility to the general public.

Operating Impact:

This program does not require changes to the operating environment or budget. Staff currently visit each sport court to empty trash cans, sweep if necessary, and power wash the sport courts.

Budget:

Project Activities	% of Budg.	Total Activity Budget	2023	2024	2025	2026	2027	2028	2029 or Beyond
Analysis	0%	\$ -	\$ -	\$ -	\$ -	\$ -	\$ -	\$ -	This capital program is anticipated to continue indefinitely into the future.
Design	0%	\$ -	\$ -	\$ -	\$ -	\$ -	\$ -	\$ -	
Construction	89%	\$ 129,311	\$ 18,953	\$ 20,771	\$ 21,521	\$ 22,176	\$ 22,285	\$ 23,606	
Const. Manage	0%	\$ -	\$ -	\$ -	\$ -	\$ -	\$ -	\$ -	
Contingency	4%	\$ 6,466	\$ 948	\$ 1,039	\$ 1,076	\$ 1,109	\$ 1,114	\$ 1,180	
Art	1%	\$ 1,293	\$ 190	\$ 208	\$ 215	\$ 222	\$ 223	\$ 236	
Labor	6%	\$ 8,930	\$ 910	\$ 983	\$ 1,188	\$ 1,493	\$ 2,378	\$ 1,978	
Other	0%	\$ -	\$ -	\$ -	\$ -	\$ -	\$ -	\$ -	
TOTAL	100%	\$ 146,000	\$ 21,000	\$ 23,000	\$ 24,000	\$ 25,000	\$ 26,000	\$ 27,000	
Operating		\$ -	\$ -	\$ -	\$ -	\$ -	\$ -	\$ -	

TOTAL PROJECT BUDGET: \$146,000

TOTAL OPERATING BUDGET: \$0

Anticipated Funding Mix:

Source	Total Sources	2023	2024	2025	2026	2027	2028
Real Estate Excise Tax	\$ 146,000	\$ 21,000	\$ 23,000	\$ 24,000	\$ 25,000	\$ 26,000	\$ 27,000
TOTAL	\$ 146,000	\$ 21,000	\$ 23,000	\$ 24,000	\$ 25,000	\$ 26,000	\$ 27,000

Fiscal

TOTAL FUNDING SOURCES: \$146,000

Notes:

FUTURE FUNDING REQUIREMENTS: \$0



PARKS CAPITAL PROJECT OR PROGRAM

PARKS PARKING LOT RESURFACING PROGRAM

CIP Project ID: PAR21001CIP
Department: Parks
Project Status: Other
Project Location: Multiple Locations
Project Contact: Michael Chambless

Current Program Budget: \$339,000

Years Project in CIP: Ongoing Capital Program

Contact Email: mchambless@snoqualmiewa.gov

Description:

This program is responsible for ensuring that all City of Snoqualmie owned parking lots are maintained and resurfaced cost effectively when their condition diminishes. In addition, the City will replace any curbs, sidewalks, and non-compliant ramps adjacent to a parking lot when resurfacing.

Photo or Map:**Community Impact:**

The intent of this program is to preserve the accessibility of all parks throughout the City of Snoqualmie. The funding of this program will help to extend the life of existing parking lots.

Operating Impact:

This program does not require changes to the operating environment or budget.

Budget:

Project Activities	% of Budg.	Total Activity Budget	2023	2024	2025	2026	2027	2028	2029 or Beyond
Analysis	0%	\$ -	\$ -	\$ -	\$ -	\$ -	\$ -	\$ -	This capital program is anticipated to continue indefinitely into the future.
Design	4%	\$ 14,491	\$ -	\$ 4,696	\$ -	\$ 4,826	\$ -	\$ 4,968	
Construction	85%	\$ 289,815	\$ -	\$ 93,925	\$ -	\$ 96,530	\$ -	\$ 99,361	
Const. Manage	0%	\$ -	\$ -	\$ -	\$ -	\$ -	\$ -	\$ -	
Contingency	4%	\$ 14,491	\$ -	\$ 4,696	\$ -	\$ 4,826	\$ -	\$ 4,968	
Art	0%	\$ -	\$ -	\$ -	\$ -	\$ -	\$ -	\$ -	
Labor	6%	\$ 20,203	\$ -	\$ 4,683	\$ -	\$ 6,817	\$ -	\$ 8,703	
Other	0%	\$ -	\$ -	\$ -	\$ -	\$ -	\$ -	\$ -	
TOTAL	100%	\$ 339,000	\$ -	\$ 108,000	\$ -	\$ 113,000	\$ -	\$ 118,000	
Operating		\$ -	\$ -	\$ -	\$ -	\$ -	\$ -	\$ -	

TOTAL PROJECT BUDGET: \$339,000

TOTAL OPERATING BUDGET: \$0

Anticipated Funding Mix:

Source	Total Sources	2023	2024	2025	2026	2027	2028
Real Estate Excise Tax	\$ 339,000	\$ -	\$ 108,000	\$ -	\$ 113,000	\$ -	\$ 118,000
TOTAL	\$ 339,000	\$ -	\$ 108,000	\$ -	\$ 113,000	\$ -	\$ 118,000

Fiscal

TOTAL FUNDING SOURCES: \$339,000

Notes:

FUTURE FUNDING REQUIREMENTS: \$0



PARKS CAPITAL PROJECT OR PROGRAM

PARKS FACILITIES MAINTENANCE PROGRAM

CIP Project ID: PAR23001CIP
Department: Parks
Project Status: Other
Project Location: Multiple Locations
Project Contact: Michael Chambless

Current Program Budget: \$212,000

Years Project in CIP: Ongoing Capital Program

Contact Email: mchambless@snoqualmiewa.gov

Description:

This program is responsible for ensuring that park facility assets, such as restrooms or picnic shelters, are maintained or replaced at the proper time.

Photo or Map:**Community Impact:**

The intent of this program is to preserve assets that enhance the experience and convenience of going to a City of Snoqualmie park.

Operating Impact:

This program does not require changes to the operating environment or budget.

Budget:

Project Activities	% of Budg.	Total Activity Budget	2023	2024	2025	2026	2027	2028	2029 or Beyond
Analysis	0%	\$ -	\$ -	\$ -	\$ -	\$ -	\$ -	\$ -	This capital program is anticipated to continue indefinitely into the future.
Design	0%	\$ -	\$ -	\$ -	\$ -	\$ -	\$ -	\$ -	
Construction	89%	\$ 187,901	\$ 28,901	\$ 30,706	\$ 31,389	\$ 31,942	\$ 31,727	\$ 33,237	
Const. Manage	0%	\$ -	\$ -	\$ -	\$ -	\$ -	\$ -	\$ -	
Contingency	4%	\$ 9,395	\$ 1,445	\$ 1,535	\$ 1,569	\$ 1,597	\$ 1,586	\$ 1,662	
Art	1%	\$ 1,879	\$ 289	\$ 307	\$ 314	\$ 319	\$ 317	\$ 332	
Labor	6%	\$ 12,825	\$ 1,365	\$ 1,452	\$ 1,728	\$ 2,142	\$ 3,369	\$ 2,769	
Other	0%	\$ -	\$ -	\$ -	\$ -	\$ -	\$ -	\$ -	
TOTAL	100%	\$ 212,000	\$ 32,000	\$ 34,000	\$ 35,000	\$ 36,000	\$ 37,000	\$ 38,000	
Operating		\$ -	\$ -	\$ -	\$ -	\$ -	\$ -	\$ -	

TOTAL PROJECT BUDGET: \$212,000

TOTAL OPERATING BUDGET: \$0

Anticipated Funding Mix:

Source	Total Sources	2023	2024	2025	2026	2027	2028
Real Estate Excise Tax	\$ 212,000	\$ 32,000	\$ 34,000	\$ 35,000	\$ 36,000	\$ 37,000	\$ 38,000
TOTAL	\$ 212,000	\$ 32,000	\$ 34,000	\$ 35,000	\$ 36,000	\$ 37,000	\$ 38,000

Fiscal **TOTAL FUNDING SOURCES:** \$212,000

Notes: **FUTURE FUNDING REQUIREMENTS:** \$0



FACILITIES CAPITAL PROJECT OR PROGRAM

FACILITIES MAINTENANCE PROGRAM

CIP Project ID: FAC21002CIP
Department: Parks
Project Status: Other
Project Location: Multiple Locations
Project Contact: Michael Chambless

Current Program Budget: \$1,896,000

Years Project in CIP: Ongoing Capital Program

Contact Email: mchambless@snoqualmiewa.gov

Description:

This program is responsible for ensuring that City facilities are properly maintained and can achieve their useful life as originally designed. Over the next biennium, the City intends to cover and/or rehabilitate the City Hall back stairwell, replace and/or install a new boiler at the Fire Station, install server room power upgrades, conduct a parking review for the police station, and begin planning for a new covered Parks & Public Works operations and storage facility. Additional projects include remodeling old library, air conditioners for City Hall, and exterior painting for several buildings.

Community Impact:

The intent of this program is to preserve and maintain City facilities.

Photo or Map:



Operating Impact:

This program does not require changes to the operating environment or budget. It is anticipated that there will be savings as a result of all of these projects through reduced injury claims, better energy efficiency, and lengthened service life of capital assets. However, the amount of these potential savings is unknown at this time.

Budget:

Project Activities	% of Budg.	Total Activity Budget	2023	2024	2025	2026	2027	2028	2029 or Beyond
Analysis	0%	\$ -	\$ -	\$ -	\$ -	\$ -	\$ -	\$ -	This capital program is anticipated to continue indefinitely into the future.
Design	4%	\$ 76,516	\$ 31,898	\$ 9,477	\$ 9,670	\$ 9,777	\$ 9,694	\$ 6,000	
Construction	85%	\$ 1,616,977	\$ 637,967	\$ 189,549	\$ 193,390	\$ 195,533	\$ 193,873	\$ 206,666	
Const. Manage	0%	\$ -	\$ -	\$ -	\$ -	\$ -	\$ -	\$ -	
Contingency	4%	\$ 80,849	\$ 31,898	\$ 9,477	\$ 9,670	\$ 9,777	\$ 9,694	\$ 10,333	
Labor	6%	\$ 106,355	\$ 31,857	\$ 9,601	\$ 11,337	\$ 13,958	\$ 21,801	\$ 17,801	
Art	1%	\$ 15,303	\$ 6,380	\$ 1,895	\$ 1,934	\$ 1,955	\$ 1,939	\$ 1,200	
Other	0%	\$ -	\$ -	\$ -	\$ -	\$ -	\$ -	\$ -	
TOTAL	100%	\$ 1,896,000	\$ 740,000	\$ 220,000	\$ 226,000	\$ 231,000	\$ 237,000	\$ 242,000	
Operating		\$ -	\$ -	\$ -	\$ -	\$ -	\$ -	\$ -	

TOTAL PROJECT BUDGET: \$1,896,000

TOTAL OPERATING BUDGET: \$0

Anticipated Funding Mix:

Source	Total Sources	2023	2024	2025	2026	2027	2028
Real Estate Excise Tax	\$ 1,896,000	\$ 740,000	\$ 220,000	\$ 226,000	\$ 231,000	\$ 237,000	\$ 242,000
TOTAL	\$ 1,896,000	\$ 740,000	\$ 220,000	\$ 226,000	\$ 231,000	\$ 237,000	\$ 242,000

Fiscal

TOTAL FUNDING SOURCES: \$1,896,000

Notes:

FUTURE FUNDING REQUIREMENTS: \$0



TRANSPORTATION CAPITAL PROJECT OR PROGRAM

KIMBALL CREEK BRIDGES RESTORATION PROJECT

CIP Project ID: TRN22001CIP

Previously Spent: \$253,349

Department: Transportation

Current Project Budget: \$1,571,349

Project Status: Analysis

Original Budget at CIP Inception: \$2,911,608

Project Location: 9200 & 9380 Meadowbrook Way SE

Years Project in CIP: 2

Project Contact: Jeff Hamlin

Contact Email: jhamlin@snoqualmiewa.gov

Description:

This project restores two structurally deficient bridge crossings on Meadowbrook Way. Anticipated work includes reconstructed abutments and wingwalls, new guardrail, approaches and pavement.

Photo or Map:



Community Impact:

The intent of this project is to restore two deficient bridges that have fallen below acceptable sufficiency rating. Proposed work will extend the life of the bridges by approximately 20 years.

Operating Impact:

This project is not expected to impact the operating budget.

Budget:

Project Activities	% of Budg.	Total Activity Budget	Previously Spent	2023	2024	2025	2026	2027	2028	2029 or Beyond
Analysis	1%	\$ 18,662	\$ 18,662	\$ -	\$ -	\$ -	\$ -	\$ -	\$ -	\$ -
Design	24%	\$ 384,687	\$ 234,687	\$ 150,000	\$ -	\$ -	\$ -	\$ -	\$ -	\$ -
Construction	46%	\$ 729,348	\$ -	\$ 350,761	\$ 378,587	\$ -	\$ -	\$ -	\$ -	\$ -
Const. Manage	7%	\$ 109,402	\$ -	\$ 52,614	\$ 56,788	\$ -	\$ -	\$ -	\$ -	\$ -
Contingency	15%	\$ 230,000	\$ -	\$ 115,000	\$ 115,000	\$ -	\$ -	\$ -	\$ -	\$ -
Art	0%	\$ -	\$ -	\$ -	\$ -	\$ -	\$ -	\$ -	\$ -	\$ -
Labor	4%	\$ 55,000	\$ -	\$ 27,500	\$ 27,500	\$ -	\$ -	\$ -	\$ -	\$ -
Other	3%	\$ 44,250	\$ -	\$ 22,125	\$ 22,125	\$ -	\$ -	\$ -	\$ -	\$ -
TOTAL	100%	\$ 1,571,349	\$ 253,349	\$ 718,000	\$ 600,000	\$ -	\$ -	\$ -	\$ -	\$ -
Operating		\$ -		\$ -	\$ -	\$ -	\$ -	\$ -	\$ -	\$ -

TOTAL PROJECT BUDGET: \$1,571,349

TOTAL OPERATING BUDGET: \$0

Anticipated Funding Mix:

Source	Total Sources	Previously Allocated	2023	2024	2025	2026	2027	2028
Util. & Trans. Taxes	\$ 1,318,000	\$ -	\$ 718,000	\$ 600,000	\$ -	\$ -	\$ -	\$ -
FHWA Grant	\$ 195,000	\$ 195,000	\$ -	\$ -	\$ -	\$ -	\$ -	\$ -
Real Estate Excise Tax	\$ 58,349	\$ 58,349	\$ -	\$ -	\$ -	\$ -	\$ -	\$ -
	\$ -	\$ -	\$ -	\$ -	\$ -	\$ -	\$ -	\$ -
TOTAL	\$ 1,571,349	\$ 253,349	\$ 718,000	\$ 600,000	\$ -	\$ -	\$ -	\$ -

Fiscal Notes:

FHWA = Federal Highway Administration. This grant was approved by the intermediary Puget Sound Regional Council (PSRC).

TOTAL FUNDING SOURCES: \$1,571,349

FUTURE FUNDING REQUIREMENTS: \$0



PARKS CAPITAL PROJECT OR PROGRAM

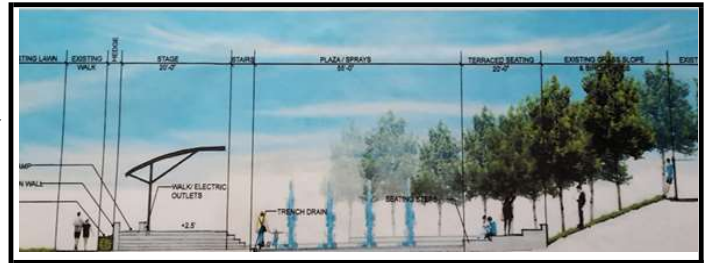
COMMUNITY PARK SPRAYGROUND PROJECT

CIP Project ID:	PAR20004CIP	Previously Spent:	\$0
Department:	Parks	Current Project Budget:	\$1,500,000
Project Status:	Pre-Design	Original Budget at CIP Inception:	\$908,245
Project Location:	SE Ridge Street & Center Boulevard SE	Years Project in CIP:	3
Project Contact:	Mike Chambless	Contact Email:	mchambless@snoqualmiewa.gov

Project Description:

Snoqualmie Community Park is a gathering place for local residents and visitors of all ages who partake in its amenities on a daily basis. Park visitors enjoy special events such as the Farmer's Market and summer concerts. The addition of sprayground elements would increase the use of the park and allow for expanded community event potential.

Photo or Map:



Community Impact:

This project would create a focal point for the community. Its multi-purpose design would allow children to cool off in the sprayground, and residents to attend concerts and other activities in its amphitheater-like setting during the warm summer. This new amenity will further connect Community Park to the retail establishment.

Operating Impact:

The new features added to Community Park will require additional maintenance including increased waste collection, landscaping, facilities repair, and water and electricity usage.

Budget:

Project Activities	% of Budg.	Total Activity Budget	Previously Spent	2023	2024	2025	2026	2027	2028	2029 or Beyond
Analysis	3%	\$ 37,704	\$ -	\$ 37,704	\$ -	\$ -	\$ -	\$ -	\$ -	\$ -
Design	12%	\$ 180,977	\$ -	\$ 180,977	\$ -	\$ -	\$ -	\$ -	\$ -	\$ -
Construction	58%	\$ 869,696	\$ -	\$ 869,696	\$ -	\$ -	\$ -	\$ -	\$ -	\$ -
Const. Manage	3%	\$ 37,704	\$ -	\$ 37,704	\$ -	\$ -	\$ -	\$ -	\$ -	\$ -
Contingency	17%	\$ 251,357	\$ -	\$ 251,357	\$ -	\$ -	\$ -	\$ -	\$ -	\$ -
Art	1%	\$ 9,451	\$ -	\$ 9,451	\$ -	\$ -	\$ -	\$ -	\$ -	\$ -
Labor	5%	\$ 75,407	\$ -	\$ 75,407	\$ -	\$ -	\$ -	\$ -	\$ -	\$ -
Other	3%	\$ 37,704	\$ -	\$ 37,704	\$ -	\$ -	\$ -	\$ -	\$ -	\$ -
TOTAL	100%	\$ 1,500,000	\$ -	\$ 1,500,000	\$ -	\$ -	\$ -	\$ -	\$ -	\$ -
Operating		\$ 45,279		\$ 7,000	\$ 7,210	\$ 7,426	\$ 7,649	\$ 7,879	\$ 8,115	*

TOTAL PROJECT BUDGET: \$1,500,000

TOTAL OPERATING BUDGET: \$45,279

Anticipated Funding Mix:

Source	Total Sources	Previously Allocated	2023	2024	2025	2026	2027	2028
Sales Tax	\$ 1,500,000	\$ -	\$ 1,500,000	\$ -	\$ -	\$ -	\$ -	\$ -
	\$ -	\$ -	\$ -	\$ -	\$ -	\$ -	\$ -	\$ -
	\$ -	\$ -	\$ -	\$ -	\$ -	\$ -	\$ -	\$ -
	\$ -	\$ -	\$ -	\$ -	\$ -	\$ -	\$ -	\$ -
TOTAL	\$ 1,500,000	\$ -	\$ 1,500,000	\$ -	\$ -	\$ -	\$ -	\$ -

Fiscal Notes:

* The City will continue to incur operating expenditures resulting from the project into the future.

TOTAL FUNDING SOURCES: \$1,500,000

FUTURE FUNDING REQUIREMENTS: \$0



TRANSPORTATION CAPITAL PROJECT OR PROGRAM

SNOQUALMIE PARKWAY REHABILITATION PROJECT

CIP Project ID:	TRN23002CIP	Previously Spent:	\$0
Department:	Transportation	Current Project Budget:	\$6,400,000
Project Status:	Other	Original Budget at CIP Inception:	\$6,380,000
Project Location:	Snoqualmie Parkway	Years Project in CIP:	2
Project Contact:	Michael Chambliss	Contact Email:	mchambliss@snoqualmiewa.gov

Description:

The Snoqualmie Parkway is deteriorating as it ages. Consequently, the goal of this project is to rehabilitate, replace, or reconstruct the Snoqualmie Parkway and other related right-of-way assets. The project will address high priority maintenance needs including, but not limited to, the resurfacing of the roadway pavements. The project may also tend to street lighting, ADA ramps, striping, and traffic signal systems as needed.

Photo or Map:**Community Impact:**

The intent of this project is to maintain the condition of a vital principal arterial connecting the historic downtown to Snoqualmie Ridge, two important state highways (SR 18, SR 202), and one interstate (I-90). This project will help to reduce the long-term cost of major reconstruction by extending the life of the Snoqualmie Parkway.

Operating Impact:

This project will provide a new monolithic surface for the parkway. By overlaying the existing cracks, we will prevent additional water intrusion and continued damage from freeze thaw cycles. With proper maintenance, it is expected that the overlay will have a 15-20 year life before needing major rehabilitation resulting in hundreds of thousands of dollars in maintenance savings.

Budget:

Project Activities	% of Budg.	Total Activity Budget	2023	2024	2025	2026	2027	2028	2029 or Beyond
Analysis	0%	\$ -	\$ -	\$ -	\$ -	\$ -	\$ -	\$ -	\$ -
Design	4%	\$ 249,336	\$ 249,336	\$ -	\$ -	\$ -	\$ -	\$ -	\$ -
Construction	78%	\$ 4,986,722	\$ 4,986,722	\$ -	\$ -	\$ -	\$ -	\$ -	\$ -
Const. Manage	4%	\$ 249,336	\$ 249,336	\$ -	\$ -	\$ -	\$ -	\$ -	\$ -
Contingency	8%	\$ 498,672	\$ 498,672	\$ -	\$ -	\$ -	\$ -	\$ -	\$ -
Art	0%	\$ -	\$ -	\$ -	\$ -	\$ -	\$ -	\$ -	\$ -
Labor	5%	\$ 291,265	\$ 291,265	\$ -	\$ -	\$ -	\$ -	\$ -	\$ -
Other	2%	\$ 124,668	\$ 124,668	\$ -	\$ -	\$ -	\$ -	\$ -	\$ -
TOTAL	100%	\$ 6,400,000	\$ 6,400,000	\$ -	\$ -	\$ -	\$ -	\$ -	\$ -
Operating		\$ (162,000)	\$ (25,000)	\$ (26,000)	\$ (27,000)	\$ (27,000)	\$ (28,000)	\$ (29,000)	*

Anticipated Funding Mix:

TOTAL PROJECT BUDGET: \$6,400,000
TOTAL OPERATING BUDGET: -\$162,000

Source	Total Sources	2023	2024	2025	2026	2027	2028
Util. & Trans. Taxes	\$ 1,400,000	\$ 1,400,000	\$ -	\$ -	\$ -	\$ -	\$ -
State Legislative Direct	\$ 5,000,000	\$ 5,000,000	\$ -	\$ -	\$ -	\$ -	\$ -
TOTAL	\$ 6,400,000	\$ 6,400,000	\$ -	\$ -	\$ -	\$ -	\$ -

Fiscal Notes:

* The City will continue to see a reduction in operating expenditures resulting from the project into the future.

TOTAL FUNDING SOURCES: \$6,400,000
FUTURE FUNDING REQUIREMENTS: \$0



PARKS CAPITAL PROJECT OR PROGRAM

RIVERFRONT LAND ACQUISITIONS & DEMOLITIONS

CIP Project ID: PAR20005CIP
Department: Community Development
Project Status: Other
Project Location: Multiple Locations
Project Contact: Dylan Gamble

Previously Spent: \$1,278,615
Current Project Budget: \$2,898,615
Original Budget at CIP Inception: \$1,398,615
Years Project in CIP: 1
Contact Email: dgamble@snoqualmiewa.gov

Description:

This project supports the acquisition of property along the Snoqualmie River and provides for the demolition and deconstruction of structures and other features. The property acquired and modified will eventually become a part of the Snoqualmie Riverwalk.

Community Impact:

Property and structures adjacent to the Snoqualmie River have suffered repeatedly from flood damage posing concerns for public safety officials. These structures also preclude restoration of the natural Snoqualmie River buffer. This project presents aesthetic and cultural benefits, and future restoration and trail opportunities. This project addresses Comprehensive Plan policies 3.5.2 and 7.3.5 concerning the Riverwalk plan and the removal of high-risk riverfront homes respectively.

Photo or Map:



Operating Impact:

The additional property owned by the City of Snoqualmie will add to the current landscaping work of staff resulting in future increases in the operating budget.

Budget:

Project Activities	% of Budg.	Total Activity Budget	Previously Spent	2023	2024	2025	2026	2027	2028	2029 or Beyond
Analysis	0%	\$ -	\$ -	\$ -	\$ -	\$ -	\$ -	\$ -	\$ -	\$ -
Design	0%	\$ -	\$ -	\$ -	\$ -	\$ -	\$ -	\$ -	\$ -	\$ -
Construction	0%	\$ -	\$ -	\$ -	\$ -	\$ -	\$ -	\$ -	\$ -	\$ -
Const. Manage	0%	\$ -	\$ -	\$ -	\$ -	\$ -	\$ -	\$ -	\$ -	\$ -
Contingency	0%	\$ -	\$ -	\$ -	\$ -	\$ -	\$ -	\$ -	\$ -	\$ -
Art	0%	\$ -	\$ -	\$ -	\$ -	\$ -	\$ -	\$ -	\$ -	\$ -
Labor	0%	\$ -	\$ -	\$ -	\$ -	\$ -	\$ -	\$ -	\$ -	\$ -
Other	100%	\$ 2,898,615	\$ 1,278,615	\$ 570,000	\$ 900,000	\$ 150,000	\$ -	\$ -	\$ -	\$ -
TOTAL	100%	\$ 2,898,615	\$ 1,278,615	\$ 570,000	\$ 900,000	\$ 150,000	\$ -	\$ -	\$ -	\$ -
Operating		\$ -		\$ -	\$ -	\$ -	\$ -	\$ -	\$ -	\$ -

TOTAL PROJECT BUDGET: \$2,898,615

TOTAL OPERATING BUDGET: \$0

Anticipated Funding Mix:

Source	Total Sources	Previously Allocated	2023	2024	2025	2026	2027	2028
FEMA Grant	\$ 839,595	\$ 839,595	\$ -	\$ -	\$ -	\$ -	\$ -	\$ -
KCFCD Grant	\$ 548,551	\$ 248,551	\$ 150,000	\$ 150,000	\$ -	\$ -	\$ -	\$ -
CFT Grant	\$ 1,030,000	\$ 30,000	\$ 300,000	\$ 550,000	\$ 150,000	\$ -	\$ -	\$ -
Real Estate Excise Tax	\$ 480,469	\$ 160,469	\$ 120,000	\$ 200,000	\$ -	\$ -	\$ -	\$ -
	\$ -	\$ -	\$ -	\$ -	\$ -	\$ -	\$ -	\$ -
TOTAL	\$ 2,898,615	\$ 1,278,615	\$ 570,000	\$ 900,000	\$ 150,000	\$ -	\$ -	\$ -

Fiscal Notes: FEMA = Federal Emergency Management Agency; KCFCD = King County Flood Control District; CFT = Conservation Futures Trust (King County). The amount previously spent refers only to the outflow of funds from the City; additional grant funds allocated by County.

TOTAL FUNDING SOURCES: \$2,898,615
FUTURE FUNDING REQUIREMENTS: \$0



PARKS CAPITAL PROJECT OR PROGRAM

RIVERWALK PROJECT - NW OF SANDY COVE PARK

CIP Project ID:	PAR20006CIP	Previously Spent:	\$929,191
Department:	Community Development	Current Project Budget:	\$3,637,191
Project Status:	Design	Original Budget at CIP Inception:	\$3,243,580
Project Location:	SR 202 Bridge to Sandy Cove Park	Years Project in CIP:	2
Project Contact:	Dylan Gamble	Contact Email:	dgamble@snoqualmiewa.gov

Description:

This phase of the Riverwalk project will provide approximately one mile of trail parallel to State Route 202 up to Kimball Creek. This phase includes boardwalk installation, wetland crossings, riverside restoration and connections to developing City trail infrastructure.

Photo or Map:



Community Impact:

This phase of the Riverwalk project will establish a trail between Downtown Snoqualmie and the Kimball Creek Bridge, result in significant environmental restoration, and support the tourism goals of the City of Snoqualmie. The new trail will critically connect Snoqualmie Falls to the historic downtown while expanding recreational opportunities for residents.

Operating Impact:

The additional property owned and improved by the City of Snoqualmie will add to the current landscaping, trail maintenance, and urban forestry work of staff. However, increased economic activity from tourism will result in an unknown amount of offsetting revenue.

Budget:

Project Activities	% of Budg.	Total Activity Budget	Previously Spent	2023	2024	2025	2026	2027	2028	2029 or Beyond
Analysis	4%	\$ 147,212	\$ 147,212	\$ -	\$ -	\$ -	\$ -	\$ -	\$ -	\$ -
Design	23%	\$ 821,979	\$ 781,979	\$ 40,000	\$ -	\$ -	\$ -	\$ -	\$ -	\$ -
Construction	48%	\$ 1,760,921	\$ -	\$ 1,385,843	\$ 375,077	\$ -	\$ -	\$ -	\$ -	\$ -
Const. Manage	7%	\$ 264,138	\$ -	\$ 207,876	\$ 56,262	\$ -	\$ -	\$ -	\$ -	\$ -
Contingency	10%	\$ 352,184	\$ -	\$ 277,169	\$ 75,015	\$ -	\$ -	\$ -	\$ -	\$ -
Art	0%	\$ 17,609	\$ -	\$ 13,858	\$ 3,751	\$ -	\$ -	\$ -	\$ -	\$ -
Labor	5%	\$ 185,102	\$ -	\$ 116,961	\$ 68,141	\$ -	\$ -	\$ -	\$ -	\$ -
Other	2%	\$ 88,046	\$ -	\$ 69,292	\$ 18,754	\$ -	\$ -	\$ -	\$ -	\$ -
TOTAL	100%	\$ 3,637,191	\$ 929,191	\$ 2,111,000	\$ 597,000	\$ -	\$ -	\$ -	\$ -	\$ -
Operating		\$ 64,100		\$ -	\$ 12,100	\$ 12,400	\$ 12,800	\$ 13,200	\$ 13,600	*

TOTAL PROJECT BUDGET: \$3,637,191

TOTAL OPERATING BUDGET: \$64,100

Anticipated Funding Mix:

Source	Total Sources	Previously Allocated	2023	2024	2025	2026	2027	2028
Real Estate Excise Tax	\$ 2,157,791	\$ 929,191	\$ 952,000	\$ 276,600	\$ -	\$ -	\$ -	\$ -
Dept. of Commerce Grant	\$ 1,479,400	\$ -	\$ 1,159,000	\$ 320,400	\$ -	\$ -	\$ -	\$ -
TOTAL	\$ 3,637,191	\$ 929,191	\$ 2,111,000	\$ 597,000	\$ -	\$ -	\$ -	\$ -

Fiscal Notes: * The City will continue to incur operating expenditures resulting from the project into the future.

TOTAL FUNDING SOURCES: \$3,637,191
FUTURE FUNDING REQUIREMENTS: \$0



PARKS CAPITAL PROJECT OR PROGRAM

SANDY COVE PARK IMPROVEMENT PROJECT

CIP Project ID: PAR20007CIP
Department: Community Development
Project Status: Pre-Design
Project Location: 7970 Falls Avenue SE
Project Contact: Dylan Gamble

Previously Spent: \$0
Current Project Budget: \$1,741,000
Original Budget at CIP Inception: \$1,377,780
Years Project in CIP: 1
Contact Email: dgamble@snoqualmiewa.gov

Description:

This project adds trails connecting to Riverwalk Phase I improvements, adds entrance improvements from Falls Avenue, makes the park American with Disabilities Act (ADA) compliant, adds electrical connections for events, and constructs a small event support venue.

Community Impact:

The intent of this project is to improve the accessibility of the park and Snoqualmie River to people of all abilities, improve connections to local trail networks, and increase the viability of the riverside park to host events. This project aligns with the Riverwalk plan, supports Comprehensive Plan community character recommendations for Downtown Snoqualmie, and policy 10.2.7 to protect visual access to bodies of water.

Photo or Map:



Operating Impact:

The new features added to Sandy Cove Park will increase the current landscaping, trail maintenance, and facilities maintenance work of staff.

Budget:

Project Activities	% of Budg.	Total Activity Budget	Previously Spent	2023	2024	2025	2026	2027	2028	2029 or Beyond
Analysis	0%	\$ -	\$ -	\$ -	\$ -	\$ -	\$ -	\$ -	\$ -	\$ -
Design	18%	\$ 305,256	\$ -	\$ 305,256	\$ -	\$ -	\$ -	\$ -	\$ -	\$ -
Construction	57%	\$ 1,000,030	\$ -	\$ -	\$ 1,000,030	\$ -	\$ -	\$ -	\$ -	\$ -
Const. Manage	9%	\$ 150,005	\$ -	\$ -	\$ 150,005	\$ -	\$ -	\$ -	\$ -	\$ -
Contingency	11%	\$ 200,006	\$ -	\$ -	\$ 200,006	\$ -	\$ -	\$ -	\$ -	\$ -
Art	1%	\$ 10,000	\$ -	\$ -	\$ 10,000	\$ -	\$ -	\$ -	\$ -	\$ -
Labor	4%	\$ 75,703	\$ -	\$ 13,744	\$ 61,959	\$ -	\$ -	\$ -	\$ -	\$ -
Other	0%	\$ -	\$ -	\$ -	\$ -	\$ -	\$ -	\$ -	\$ -	\$ -
TOTAL	100%	\$ 1,741,000	\$ -	\$ 319,000	\$ 1,422,000	\$ -	\$ -	\$ -	\$ -	\$ -
Operating		\$ 37,150		\$ -	\$ 7,000	\$ 7,200	\$ 7,425	\$ 7,650	\$ 7,875	*

TOTAL PROJECT BUDGET: \$1,741,000

TOTAL OPERATING BUDGET: \$37,150

Anticipated Funding Mix:

Source	Total Sources	Previously Allocated	2023	2024	2025	2026	2027	2028
Real Estate Excise Tax	\$ 1,241,000	\$ -	\$ 319,000	\$ 922,000	\$ -	\$ -	\$ -	\$ -
Grants	\$ 500,000	\$ -	\$ -	\$ 500,000	\$ -	\$ -	\$ -	\$ -
TOTAL	\$ 1,741,000	\$ -	\$ 319,000	\$ 1,422,000	\$ -	\$ -	\$ -	\$ -

Fiscal Notes: *The City will continue to incur operating expenditures resulting from the project into the future.

TOTAL FUNDING SOURCES: \$1,741,000
FUTURE FUNDING REQUIREMENTS: \$0



PARKS CAPITAL PROJECT OR PROGRAM

ALL-INCLUSIVE PLAYGROUND PROJECT

CIP Project ID: PAR21003CIP
Department: Community Development
Project Status: Design
Project Location: 39903 SE Park Street
Project Contact: Dylan Gamble

Previously Spent: \$100,000
Current Project Budget: \$976,000
Original Budget at CIP Inception: \$1,173,805
Years Project in CIP: 2
Contact Email: dgamble@snoqualmiewa.gov

Description:

This project would replace an older playground at Centennial Park with equipment able to serve children of all ages and abilities. It would offer a fully-fenced, secure space for children, including play structures and ramps that are wheelchair accessible, and a smooth padded surface. The playground would exceed American with Disabilities Act (ADA) standards.

Photo or Map:



Community Impact:

The intent of this project is to create the first ever all-inclusive playground in the Snoqualmie Valley affording children of all abilities to grow and thrive together.

Operating Impact:

Staff believes that an all-inclusive playground will increase the number of visitors to Centennial Park necessitating additional maintenance to the bathrooms, garbage cans, and general area.

Budget:

Project Activities	% of Budg.	Total Activity Budget	Previously Spent	2023	2024	2025	2026	2027	2028	2029 or Beyond
Analysis	0%	\$ -	\$ -	\$ -	\$ -	\$ -	\$ -	\$ -	\$ -	\$ -
Design	8%	\$ 80,000	\$ 80,000	\$ -	\$ -	\$ -	\$ -	\$ -	\$ -	\$ -
Construction	63%	\$ 613,557	\$ -	\$ 613,557	\$ -	\$ -	\$ -	\$ -	\$ -	\$ -
Const. Manage	9%	\$ 92,033	\$ -	\$ 92,033	\$ -	\$ -	\$ -	\$ -	\$ -	\$ -
Contingency	13%	\$ 122,711	\$ -	\$ 122,711	\$ -	\$ -	\$ -	\$ -	\$ -	\$ -
Art	1%	\$ 6,136	\$ -	\$ 6,136	\$ -	\$ -	\$ -	\$ -	\$ -	\$ -
Labor	3%	\$ 31,563	\$ 10,000	\$ 21,563	\$ -	\$ -	\$ -	\$ -	\$ -	\$ -
Other	3%	\$ 30,000	\$ 10,000	\$ 20,000	\$ -	\$ -	\$ -	\$ -	\$ -	\$ -
TOTAL	100%	\$ 976,000	\$ 100,000	\$ 876,000	\$ -	\$ -	\$ -	\$ -	\$ -	\$ -
Operating		\$ 37,500		\$ 5,000	\$ 5,500	\$ 6,000	\$ 6,500	\$ 7,000	\$ 7,500	*

TOTAL PROJECT BUDGET: \$976,000

TOTAL OPERATING BUDGET: \$37,500

Anticipated Funding Mix:

Source	Total Sources	Previously Allocated	2023	2024	2025	2026	2027	2028
Real Estate Excise Tax	\$ 289,600	\$ 100,000	\$ 189,600	\$ -	\$ -	\$ -	\$ -	\$ -
RCO Grant	\$ 475,000	\$ -	\$ 475,000	\$ -	\$ -	\$ -	\$ -	\$ -
King County Funds	\$ 180,000	\$ -	\$ 180,000	\$ -	\$ -	\$ -	\$ -	\$ -
Donations	\$ 31,400	\$ -	\$ 31,400	\$ -	\$ -	\$ -	\$ -	\$ -
TOTAL	\$ 976,000	\$ 100,000	\$ 876,000	\$ -	\$ -	\$ -	\$ -	\$ -

Fiscal Notes: * The City will continue to incur operating expenditures resulting from the project into the future.

TOTAL FUNDING SOURCES: \$976,000
FUTURE FUNDING REQUIREMENTS: \$0



TRANSPORTATION CAPITAL PROJECT OR PROGRAM

TOWN CENTER IMPROVEMENT PROJECT - PHASE 3

CIP Project ID:	PUW20003CIP	Previously Spent:	\$467,000
Department:	Transportation	Current Project Budget:	\$7,682,000
Project Status:	Design	Original Budget at CIP Inception:	N/A
Project Location:	SR 202 (Railroad Ave.) btw. Northern St. and the SR 202 Bridge		
Project Contact:	Jeff Hamlin	Years Project in CIP:	2
	Contact Email: jhamlin@ci.snoqualmie.wa.us		

Description:

The intent of this project is to reconstruct portions of State Route 202 (Railroad Avenue) between Northern Street and the State Route 202 Bridge, upgrade the adjacent multi-use path, replace and relocate utilities, as well as add street lighting, streetscape improvements, traffic calming measures, trail and transit connections, and natural landscaping elements. A new pedestrian bridge and gateway features will be addressed through community outreach efforts.

Photo or Map:



Operating Impact:

This project is not expected to impact the operating budget.

Community Impact:

This project will eventually lead to improved connections between Snoqualmie Falls and Downtown Snoqualmie, replace aging infrastructure, update facilities to meet ADA standards, improve safety, and support the economic and tourism goals of the City of Snoqualmie.

Budget:

Project Activities	% of Budget	Total Activity Budget	Previously Spent	2023	2024	2025	2026	2027	2028	2029 or Beyond
Analysis	0%	\$ -	\$ -	\$ -	\$ -	\$ -	\$ -	\$ -	\$ -	\$ -
Design	13%	\$ 963,000	\$ 467,000	\$ 496,000	\$ -	\$ -	\$ -	\$ -	\$ -	\$ -
Construction	59%	\$ 4,504,892	\$ -	\$ -	\$ -	\$ 1,817,814	\$ 2,164,451	\$ 522,627	\$ -	\$ -
Const. Manage	9%	\$ 675,734	\$ -	\$ -	\$ -	\$ 272,672	\$ 324,668	\$ 78,394	\$ -	\$ -
Contingency	12%	\$ 900,978	\$ -	\$ -	\$ -	\$ 363,563	\$ 432,890	\$ 104,525	\$ -	\$ -
Art	0%	\$ -	\$ -	\$ -	\$ -	\$ -	\$ -	\$ -	\$ -	\$ -
Labor	5%	\$ 412,151	\$ -	\$ -	\$ -	\$ 143,060	\$ 194,769	\$ 74,322	\$ -	\$ -
Other	3%	\$ 225,245	\$ -	\$ -	\$ -	\$ 90,891	\$ 108,223	\$ 26,131	\$ -	\$ -
TOTAL	100%	\$ 7,682,000	\$ 467,000	\$ 496,000	\$ -	\$ 2,688,000	\$ 3,225,000	\$ 806,000	\$ -	\$ -
Operating		\$ -	\$ -	\$ -	\$ -	\$ -	\$ -	\$ -	\$ -	\$ -

TOTAL PROJECT BUDGET: \$7,682,000

TOTAL OPERATING BUDGET: \$0

Anticipated Funding Mix:

Source	Total Sources	Previously Allocated	2023	2024	2025	2026	2027	2028
Util. & Trans. Taxes	\$ 1,614,045	\$ 63,045	\$ -	\$ -	\$ -	\$ 1,148,000	\$ 403,000	\$ -
Real Estate Excise Tax	\$ 993,700	\$ -	\$ 89,450	\$ -	\$ 672,000	\$ 232,250	\$ -	\$ -
Sales Tax	\$ 904,250	\$ -	\$ -	\$ -	\$ 672,000	\$ 232,250	\$ -	\$ -
Grants	\$ 417,005	\$ 403,955	\$ 406,550	\$ -	\$ 1,344,000	\$ 1,612,500	\$ 403,000	\$ -
TOTAL	\$ 7,682,000	\$ 467,000	\$ 496,000	\$ -	\$ 2,688,000	\$ 3,225,000	\$ 806,000	\$ -

Fiscal

TOTAL FUNDING SOURCES: \$7,682,000

Notes:

FUTURE FUNDING REQUIREMENTS: \$0



TRANSPORTATION CAPITAL PROJECT OR PROGRAM

MEADOWBROOK BRIDGE RESTORATION PROJECT

CIP Project ID:	TBD	Previously Spent:	\$125,000
Department:	Transportation	Current Project Budget:	\$1,869,000
Project Status:	Analysis	Original Budget at CIP Inception:	N/A
Project Location:	Meadowbrook Bridge	Years Project in CIP:	0
Project Contact:	Jeff Hamlin	Contact Email:	jhamlin@snoqualmiewa.gov

Description:

Based on recent inspection from King County Bridge Division, the Meadowbrook Bridge requires maintenance and repair activities, including structural welding and repairs, painting, and a load rating update.

Photo or Map:



Community Impact:

The intent of this project is to provide necessary ongoing maintenance of the Meadowbrook Bridge. Timely repairs and application of protective coatings is the most cost efficient means to provide for long-term function and safety of the bridge asset.

Operating Impact:

This project is not expected to impact the operating budget.

Budget:

Project Activities	% of Budg.	Total Activity Budget	Previously Spent	2023	2024	2025	2026	2027	2028	2029 or Beyond
Analysis	12%	\$ 225,000	\$ 125,000	\$ 100,000	\$ -	\$ -	\$ -	\$ -	\$ -	\$ -
Design	8%	\$ 152,584	\$ -	\$ 70,492	\$ 82,092	\$ -	\$ -	\$ -	\$ -	\$ -
Construction	54%	\$ 1,017,227	\$ -	\$ 469,947	\$ 547,280	\$ -	\$ -	\$ -	\$ -	\$ -
Const. Manage	8%	\$ 152,584	\$ -	\$ 70,492	\$ 82,092	\$ -	\$ -	\$ -	\$ -	\$ -
Contingency	11%	\$ 203,445	\$ -	\$ 93,989	\$ 109,456	\$ -	\$ -	\$ -	\$ -	\$ -
Art	0%	\$ -	\$ -	\$ -	\$ -	\$ -	\$ -	\$ -	\$ -	\$ -
Labor	3%	\$ 65,360	\$ -	\$ 32,680	\$ 32,680	\$ -	\$ -	\$ -	\$ -	\$ -
Other	3%	\$ 52,800	\$ -	\$ 26,400	\$ 26,400	\$ -	\$ -	\$ -	\$ -	\$ -
TOTAL	100%	\$ 1,869,000	\$ 125,000	\$ 864,000	\$ 880,000	\$ -	\$ -	\$ -	\$ -	\$ -
Operating		\$ -		\$ -	\$ -	\$ -	\$ -	\$ -	\$ -	\$ -

TOTAL PROJECT BUDGET: \$1,869,000

TOTAL OPERATING BUDGET: \$0

Anticipated Funding Mix:

Source	Total Sources	Previously Allocated	2023	2024	2025	2026	2027	2028
Util. & Trans. Taxes	\$ 282,000	\$ 125,000	\$ -	\$ 157,000	\$ -	\$ -	\$ -	\$ -
Real Estate Excise Tax	\$ 715,000	\$ -	\$ 432,000	\$ 283,000	\$ -	\$ -	\$ -	\$ -
Grants	\$ 872,000	\$ -	\$ 432,000	\$ 440,000	\$ -	\$ -	\$ -	\$ -
	\$ -	\$ -	\$ -	\$ -	\$ -	\$ -	\$ -	\$ -
TOTAL	\$ 1,869,000	\$ 125,000	\$ 864,000	\$ 880,000	\$ -	\$ -	\$ -	\$ -

Fiscal

TOTAL FUNDING SOURCES: \$1,869,000

Notes:

FUTURE FUNDING REQUIREMENTS: \$0



PARKS CAPITAL PROJECT OR PROGRAM

RIVERWALK PROJECT - ARBORETUM TRAIL

CIP Project ID:	PAR21002CIP	Previously Spent:	\$0
Department:	Community Development	Current Project Budget:	\$1,307,000
Project Status:	Pre-Design	Original Budget at CIP Inception:	\$1,307,000
Project Location:	Riverview Park to Meadowbrook Bridge	Years Project in CIP:	0
Project Contact:	Dylan Gamble	Contact Email:	dgamble@snoqualmiewa.gov

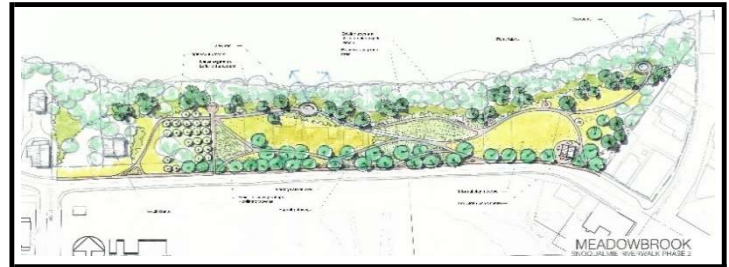
Description:

This phase of the Riverwalk project will provide a trail connection from Riverview Park to the Meadowbrook Bridge and include aesthetic, historic, and passive recreational amenities along with riverside restoration.

Community Impact:

Phase II of the Riverwalk project will establish a trail between Downtown Snoqualmie and Meadowbrook Bridge, a local historic resource, result in significant environmental restoration, and support the tourism goals of the City of Snoqualmie. The new trail and other features will critically connect important recreational facilities such as the Snoqualmie Valley Regional Trail (SVRT) to the historic downtown while expanding recreational opportunities for residents. This project addresses Comprehensive Plan policies 3.5.2 and 6.4.4 to establish a Riverwalk and restore stream buffers.

Photo or Map:



Operating Impact:

The additional property owned and improved by the City of Snoqualmie will add to the current landscaping, trail maintenance, and urban forestry work of staff. The time required to complete the additional work is estimated at 2 hours per week. However, increased economic activity from tourism will result in an unknown amount of offsetting revenue.

Budget:

Project Activities	% of Budg.	Total Activity Budget	Previously Spent	2023	2024	2025	2026	2027	2028	2029 or Beyond
Pre Design	0%	\$ -	\$ -	\$ -	\$ -	\$ -	\$ -	\$ -	\$ -	\$ -
Design	12%	\$ 159,642	\$ -	\$ -	\$ -	\$ 159,642	\$ -	\$ -	\$ -	\$ -
Construction	57%	\$ 746,819	\$ -	\$ -	\$ -	\$ -	\$ 746,819	\$ -	\$ -	\$ -
Const. Manage	9%	\$ 112,023	\$ -	\$ -	\$ -	\$ -	\$ 112,023	\$ -	\$ -	\$ -
Contingency	14%	\$ 181,292	\$ -	\$ -	\$ -	\$ 31,928	\$ 149,364	\$ -	\$ -	\$ -
Art	1%	\$ 7,468	\$ -	\$ -	\$ -	\$ -	\$ 7,468	\$ -	\$ -	\$ -
Labor	5%	\$ 62,415	\$ -	\$ -	\$ -	\$ 8,430	\$ 53,985	\$ -	\$ -	\$ -
Other	3%	\$ 37,341	\$ -	\$ -	\$ -	\$ -	\$ 37,341	\$ -	\$ -	\$ -
TOTAL	100%	\$ 1,307,000	\$ -	\$ -	\$ -	\$ 200,000	\$ 1,107,000	\$ -	\$ -	\$ -
Operating		\$ 20,918		\$ -	\$ -	\$ 5,000	\$ 5,150	\$ 5,305	\$ 5,464	*

TOTAL PROJECT BUDGET: \$1,307,000

TOTAL OPERATING BUDGET: \$20,918

Anticipated Funding Mix:

Source	Total Sources	Previously Allocated	2023	2024	2025	2026	2027	2028
Real Estate Excise Tax	\$ 807,000	\$ -	\$ -	\$ -	\$ 200,000	\$ 607,000	\$ -	\$ -
RCO Grant	\$ 500,000	\$ -	\$ -	\$ -	\$ -	\$ 500,000	\$ -	\$ -
TOTAL	\$ 1,307,000	\$ -	\$ -	\$ -	\$ 200,000	\$ 1,107,000	\$ -	\$ -

Fiscal Notes: RCO = Washington State Recreation and Conservation Office.
 * The City will continue to incur operating expenditures resulting from the project into the future.

TOTAL FUNDING SOURCES: \$1,307,000
FUTURE FUNDING REQUIREMENTS: \$0



PARKS CAPITAL PROJECT OR PROGRAM

RIVERWALK PROJECT - BOARDWALK

CIP Project ID:	TBD	Previously Spent:	\$0
Department:	Community Development	Current Project Budget:	\$4,838,000
Project Status:	Pre-Design	Original Budget at CIP Inception:	\$0
Project Location:	Sandy Cove Park to Park Avenue	Years Project in CIP:	0
Project Contact:	Dylan Gamble	Contact Email:	dgamble@snoqualmiewa.gov

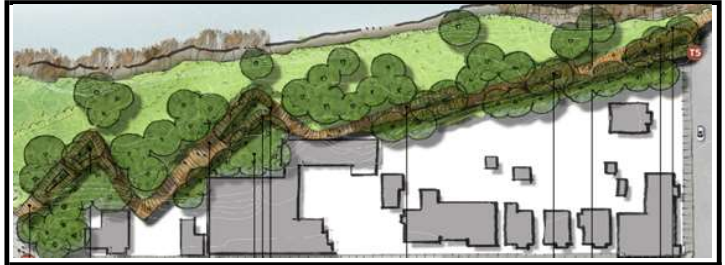
Description:

This phase of the Riverwalk project will provide an elevated canopy boardwalk starting in Sandy Cove Park, continuing behind businesses along Falls Avenue SE, and connecting with a viewing platform next to the Record Office revetment at the corner of SE River St. and Park Ave SE.

Community Impact:

Phase III of the Riverwalk project would be an iconic, magnetizing structure drawing tourists into Downtown Snoqualmie, support the tourism goals of the City of Snoqualmie. This phase builds on City Council Goal objective to construct a Riverwalk, and Comprehensive Plan policy 3.5.2 to establish a Riverwalk.

Photo or Map:



Operating Impact:

The additional boardwalk improvement will add to the current landscaping, structural and trail maintenance, and urban forestry work of staff. The time required to complete the additional work is estimated at 5 hours per week. However, increased economic activity from tourism will result in an unknown amount of offsetting revenue.

Budget:

Project Activities	% of Budg.	Total Activity Budget	Previously Spent	2023	2024	2025	2026	2027	2028	2029 or Beyond
Pre Design	0%	\$ -	\$ -	\$ -	\$ -	\$ -	\$ -	\$ -	\$ -	\$ -
Design	13%	\$ 631,090	\$ -	\$ -	\$ -	\$ -	\$ 631,090	\$ -	\$ -	\$ -
Construction	54%	\$ 2,610,192	\$ -	\$ -	\$ -	\$ -	\$ -	\$ 1,903,892	\$ 706,300	\$ -
Const. Manage	8%	\$ 391,529	\$ -	\$ -	\$ -	\$ -	\$ -	\$ 285,584	\$ 105,945	\$ -
Contingency	13%	\$ 648,256	\$ -	\$ -	\$ -	\$ -	\$ 126,218	\$ 380,778	\$ 141,260	\$ -
Art	1%	\$ 26,102	\$ -	\$ -	\$ -	\$ -	\$ -	\$ 19,039	\$ 7,063	\$ -
Labor	8%	\$ 400,321	\$ -	\$ -	\$ -	\$ -	\$ 48,692	\$ 272,512	\$ 79,117	\$ -
Other	3%	\$ 130,510	\$ -	\$ -	\$ -	\$ -	\$ -	\$ 95,195	\$ 35,315	\$ -
TOTAL	100%	\$ 4,838,000	\$ -	\$ -	\$ -	\$ -	\$ 806,000	\$ 2,957,000	\$ 1,075,000	\$ -
Operating		\$ 10,150		\$ -	\$ -	\$ -	\$ -	\$ 5,000	\$ 5,150	*

TOTAL PROJECT BUDGET: \$4,838,000

TOTAL OPERATING BUDGET: \$10,150

Anticipated Funding Mix:

Source	Total Sources	Previously Allocated	2023	2024	2025	2026	2027	2028
Sales Tax	\$ 1,209,500	\$ -	\$ -	\$ -	\$ -	\$ 201,500	\$ 739,250	\$ 268,750
Real Estate Excise Tax	\$ 1,209,500	\$ -	\$ -	\$ -	\$ -	\$ 201,500	\$ 739,250	\$ 268,750
Grants	\$ 2,419,000	\$ -	\$ -	\$ -	\$ -	\$ 403,000	\$ 1,478,500	\$ 537,500
TOTAL	\$ 4,838,000	\$ -	\$ -	\$ -	\$ -	\$ 806,000	\$ 2,957,000	\$ 1,075,000

Fiscal Notes: RCO = Washington State Recreation and Conservation Office.
 * The City will continue to incur operating expenditures resulting from the project into the future.

TOTAL FUNDING SOURCES: \$4,838,000
FUTURE FUNDING REQUIREMENTS: \$0



PARKS CAPITAL PROJECT OR PROGRAM

MEADOWBROOK TRAIL PROJECT

CIP Project ID: PAR21004CIP
Department: Community Development
Project Status: Pre-Construction
Project Location: 39903 SE Park Street
Project Contact: Dylan Gamble

Previously Spent: \$0
Current Project Budget: \$240,000
Original Budget at CIP Inception: \$240,000
Years Project in CIP: 1
Contact Email: dgamble@snoqualmiewa.gov

Description:

This is a collaborative project between the City of Snoqualmie, City of North Bend, Mt. Si Parks District, and the Meadowbrook Farms Preservation Association, improving the trails network on Meadowbrook Farm. The project will pave 4,000 feet of existing gravel paths with asphalt, install 2,500 feet of new asphalt paths, install 1,200 feet of compacted gravel through buffers, and support the repair of trail bridges.

Photo or Map:



Community Impact:

This project will improve trail recreation opportunities for the community, improve pedestrian and open space access adjacent to schools, and improve attraction amenities of Meadowbrook Farms as an event venue.

Operating Impact:

This project does not require changes to the operating environment of budget.

Budget:

Project Activities	% of Budg.	Total Activity Budget	Previously Spent	2023	2024	2025	2026	2027	2028	2029 or Beyond
Analysis	0%	\$ -	\$ -	\$ -	\$ -	\$ -	\$ -	\$ -	\$ -	\$ -
Design	0%	\$ -	\$ -	\$ -	\$ -	\$ -	\$ -	\$ -	\$ -	\$ -
Construction	0%	\$ -	\$ -	\$ -	\$ -	\$ -	\$ -	\$ -	\$ -	\$ -
Const. Manage	0%	\$ -	\$ -	\$ -	\$ -	\$ -	\$ -	\$ -	\$ -	\$ -
Contingency	0%	\$ -	\$ -	\$ -	\$ -	\$ -	\$ -	\$ -	\$ -	\$ -
Art	0%	\$ -	\$ -	\$ -	\$ -	\$ -	\$ -	\$ -	\$ -	\$ -
Labor	0%	\$ -	\$ -	\$ -	\$ -	\$ -	\$ -	\$ -	\$ -	\$ -
Other	100%	\$ 240,000	\$ -	\$ 240,000	\$ -	\$ -	\$ -	\$ -	\$ -	\$ -
TOTAL	100%	\$ 240,000	\$ -	\$ 240,000	\$ -	\$ -	\$ -	\$ -	\$ -	\$ -
Operating		\$ -		\$ -	\$ -	\$ -	\$ -	\$ -	\$ -	\$ -

TOTAL PROJECT BUDGET: \$240,000

TOTAL OPERATING BUDGET: \$0

Anticipated Funding Mix:

Source	Total Sources	Previously Allocated	2023	2024	2025	2026	2027	2028
Real Estate Excise Tax	\$ 240,000	\$ -	\$ 240,000	\$ -	\$ -	\$ -	\$ -	\$ -
TOTAL	\$ 240,000	\$ -	\$ 240,000	\$ -	\$ -	\$ -	\$ -	\$ -

Fiscal Notes:

This project is scheduled to be managed by the City of North Bend with contributions coming not only from the City of Snoqualmie but from other agencies as well.

TOTAL FUNDING SOURCES: \$240,000
FUTURE FUNDING REQUIREMENTS: \$0



FACILITIES CAPITAL PROJECT OR PROGRAM

COMMUNITY CENTER EXPANSION PROJECT

CIP Project ID: FAC21001CIP
Department: Facilities
Project Status: Other
Project Location: 35018 SE Ridge Street
Project Contact: Mike Chambless

Previously Spent: \$0
Current Project Budget: \$28,338,000
Original Budget at CIP Inception: \$10,000,000
Years Project in CIP: 1
Contact Email: mchambless@snoqualmiewa.gov

Project Description:

This project proposes to expand the current Community Center by approximately 24,000 square feet. Anticipated amenities include the addition of an aquatic center with a six-lane lap pool, the expansion of the cardio center, improved locker rooms, a common use space, additional community meeting rooms, and additional office space. Outside of the facility, an outdoor splash pad/spray park (anticipated for 2023) will be added as well as parking along Ridge Street to accommodate traffic.

Photo or Map:



Community Impact:

The intent of this project is to expand a critical facility that sustains quality of life through recreational and social opportunities. Demand from the community currently exceeds the size of the facility preventing many from taking advantage of the opportunities offered. This expansion adds several unique recreational amenities to encourage activity and reduce the incidence of heart disease and other health conditions.

Operating Impact:

The current facility is maintained through a contractual agreement with the YMCA that requires no significant ongoing operations funding from the City. The YMCA has indicated that an expanded space would also be maintained through that agreement.

Budget:

Project Activities	% of Budg.	Total Activity Budget	Previously Spent	2023	2024	2025	2026	2027	2028	2029 or Beyond
Analysis	3%	\$ 712,296	\$ -	\$ -	\$ 712,296	\$ -	\$ -	\$ -	\$ -	\$ -
Design	12%	\$ 3,419,023	\$ -	\$ -	\$ 3,419,023	\$ -	\$ -	\$ -	\$ -	\$ -
Construction	58%	\$ 16,398,551	\$ -	\$ -	\$ 7,552,950	\$ 8,845,601	\$ -	\$ -	\$ -	\$ -
Const. Manage	4%	\$ 1,232,724	\$ -	\$ -	\$ 567,776	\$ 664,948	\$ -	\$ -	\$ -	\$ -
Contingency	17%	\$ 4,768,488	\$ -	\$ -	\$ 2,196,301	\$ 2,572,187	\$ -	\$ -	\$ -	\$ -
Art	1%	\$ 178,549	\$ -	\$ -	\$ -	\$ 178,549	\$ -	\$ -	\$ -	\$ -
Labor	3%	\$ 913,095	\$ -	\$ -	\$ 420,559	\$ 492,536	\$ -	\$ -	\$ -	\$ -
Other	3%	\$ 715,273	\$ -	\$ -	\$ 329,445	\$ 385,828	\$ -	\$ -	\$ -	\$ -
TOTAL	100%	\$ 28,338,000	\$ -	\$ -	\$ 15,198,350	\$ 13,139,650	\$ -	\$ -	\$ -	\$ -
Operating		\$ -	\$ -	\$ -	\$ -	\$ -	\$ -	\$ -	\$ -	\$ -

TOTAL PROJECT BUDGET: \$28,338,000

TOTAL OPERATING BUDGET: \$0

Anticipated Funding Mix:

Source	Total Sources	Previously Allocated	2023	2024	2025	2026	2027	2028
Sales Tax	\$ 7,705,000	\$ -	\$ -	\$ 7,705,000	\$ -	\$ -	\$ -	\$ -
Real Estate Excise Tax	\$ 7,493,350	\$ -	\$ -	\$ 7,493,350	\$ -	\$ -	\$ -	\$ -
Grants, Appro., or Other Sources	\$ 13,139,650	\$ -	\$ -	\$ -	\$ 13,139,650	\$ -	\$ -	\$ -
TOTAL	\$ 28,338,000	\$ -	\$ -	\$ 15,198,350	\$ 13,139,650	\$ -	\$ -	\$ -

Fiscal

TOTAL FUNDING SOURCES: \$28,338,000

Notes:

FUTURE FUNDING REQUIREMENTS: \$0



CAPITAL EQUIPMENT ADDITIONS

LADDER FIRE TRUCK

CIP Project ID: TBD
Department: Fire
Project Status: Other
Project Location: Snoqualmie Fire Station
Project Contact: Mark Correria

Previously Spent: \$0
Current Project Budget: \$1,500,000
Original Budget at CIP Inception: \$0
Contact Email: mcorreira@snoqualmiewa.gov

Years Project in CIP: 0

Project Description:

A Ladder Truck is a piece of fire apparatus used by the fire department to access a building's upper floors or roof or to reach people at risk in hard-to-access areas. This apparatus is a toolbox for the firefighters and would include an aerial ladder (85' or 100'), ground ladders, a water tank, a pump, and a generator for power. The Department is requesting this apparatus because of the changing landscape of the community and because the closest aerial ladder responds from Issaquah and Bellevue or Redmond. Up until 2019 the City received a ladder truck from North Bend.

Community Impact:

The City would continue to be at greater risk if this apparatus was not purchased. The WA State Rating Bureau recommends the City have a ladder truck if five (5) of its buildings are greater than 3-stories (35') or have a fire flow greater than 4,000 GPM. We would also receive additional fire protection credit from the Rating Bureau. Recognized standards recommend having a ladder truck within 4.9 minutes to 10 minutes away. Our closest ladder truck is 17 minutes to 27 minutes away.

Photo or Map:



Operating Impact:

Operating impact with this additional apparatus would be increased cost of training for the firefighters, replacement costs, ladder testing and maintenance costs.

Budget:

Project Activities	% of Budget	Total Activity Budget	Previously Spent	2023	2024	2025	2026	2027	2028	2029 or Beyond
Analysis	0%	\$ -	\$ -	\$ -	\$ -	\$ -	\$ -	\$ -	\$ -	\$ -
Design	0%	\$ -	\$ -	\$ -	\$ -	\$ -	\$ -	\$ -	\$ -	\$ -
Construction	0%	\$ -	\$ -	\$ -	\$ -	\$ -	\$ -	\$ -	\$ -	\$ -
Const. Manage	0%	\$ -	\$ -	\$ -	\$ -	\$ -	\$ -	\$ -	\$ -	\$ -
Contingency	0%	\$ -	\$ -	\$ -	\$ -	\$ -	\$ -	\$ -	\$ -	\$ -
Art	0%	\$ -	\$ -	\$ -	\$ -	\$ -	\$ -	\$ -	\$ -	\$ -
Labor	0%	\$ -	\$ -	\$ -	\$ -	\$ -	\$ -	\$ -	\$ -	\$ -
Other	100%	\$ 1,500,000	\$ -	\$ 1,500,000	\$ -	\$ -	\$ -	\$ -	\$ -	\$ -
TOTAL	100%	\$ 1,500,000	\$ -	\$ 1,500,000	\$ -	\$ -	\$ -	\$ -	\$ -	\$ -
Operating		\$ -		\$ -	\$ -	\$ -	\$ -	\$ -	\$ -	\$ -

TOTAL PROJECT BUDGET: \$1,500,000

TOTAL OPERATING BUDGET: \$0

Anticipated Funding Mix:

Source	Total Sources	Previously Allocated	2023	2024	2025	2026	2027	2028
Sales Tax	\$ 1,500,000	\$ -	\$ 1,500,000	\$ -	\$ -	\$ -	\$ -	\$ -
	\$ -	\$ -	\$ -	\$ -	\$ -	\$ -	\$ -	\$ -
	\$ -	\$ -	\$ -	\$ -	\$ -	\$ -	\$ -	\$ -
	\$ -	\$ -	\$ -	\$ -	\$ -	\$ -	\$ -	\$ -
TOTAL	\$ 1,500,000	\$ -	\$ 1,500,000	\$ -	\$ -	\$ -	\$ -	\$ -

Fiscal

Notes:

TOTAL FUNDING SOURCES: \$1,500,000

FUTURE FUNDING REQUIREMENTS: \$0



UTILITIES CAPITAL PROJECT OR PROGRAM

UTILITY MAIN & DRAINAGE SYSTEM REPLACEMENT PROGRAM

CIP Project ID: TBD
 Department: Utilities
 Project Status: Other
 Project Location: Multiple Locations
 Project Contact: Jeff Hamlin

Current Program Budget: **\$12,763,000**

Years Project in CIP: Ongoing Capital Program

Contact Email: jhamlin@snoqualmiewa.gov

Project Description:

This program replaces existing water mains, sewer mains, and storm drainage systems that have reached or exceeded their useful life with new pipe. This program will also include improvements to streets consistent with City of Snoqualmie adopted standards. The exact location of work will be determined separately by Council on at least a biennial basis.

Photo or Map:



Community Impact:

As with most utility infrastructure projects and programs, this program will largely be invisible to ratepayers. However, improved street conditions will result from any below-grade utility main improvements. Most importantly, residents will continue to receive quality service while avoiding the potential corrosion and deterioration that arises when aging mains and drainage systems operate past the end of their useful life.

Operating Impact:

This program will reduce the number of unanticipated repairs needed in the event that a main breaks. Because these breaks are unpredictable, no reduction to the operating budget has been recorded.

Budget:

Project Activities	% of Budget	Total Activity Budget	2023	2024	2025	2026	2027	2028	2029 or Beyond
Analysis	0%	\$ -	\$ -	\$ -	\$ -	\$ -	\$ -	\$ -	This capital program is anticipated to continue indefinitely into the future.
Design	9%	\$ 1,156,787	\$ 91,398	\$ 197,520	\$ 202,580	\$ 207,229	\$ 217,169	\$ 240,891	
Construction	60%	\$ 7,711,915	\$ 609,321	\$ 1,316,799	\$ 1,350,536	\$ 1,381,525	\$ 1,447,794	\$ 1,605,940	
Const. Manage	9%	\$ 1,156,787	\$ 91,398	\$ 197,520	\$ 202,580	\$ 207,229	\$ 217,169	\$ 240,891	
Contingency	12%	\$ 1,542,383	\$ 121,864	\$ 263,360	\$ 270,107	\$ 276,305	\$ 289,559	\$ 321,188	
Art	0%	\$ -	\$ -	\$ -	\$ -	\$ -	\$ -	\$ -	
Labor	6%	\$ 809,532	\$ 42,552	\$ 92,962	\$ 110,669	\$ 137,637	\$ 227,919	\$ 197,793	
Other	3%	\$ 385,596	\$ 30,466	\$ 65,840	\$ 67,527	\$ 69,076	\$ 72,390	\$ 80,297	
TOTAL	100%	\$ 12,763,000	\$ 987,000	\$ 2,134,000	\$ 2,204,000	\$ 2,279,000	\$ 2,472,000	\$ 2,687,000	
Operating		\$ -	\$ -	\$ -	\$ -	\$ -	\$ -	\$ -	

TOTAL PROJECT BUDGET: **\$12,763,000**TOTAL OPERATING BUDGET: **\$0**

Anticipated Funding Mix:

Source	Total Sources	2023	2024	2025	2026	2027	2028
Utility Fees ("Rates")	\$ 12,763,000	\$ 987,000	\$ 2,134,000	\$ 2,204,000	\$ 2,279,000	\$ 2,472,000	\$ 2,687,000
TOTAL	\$ 12,763,000	\$ 987,000	\$ 2,134,000	\$ 2,204,000	\$ 2,279,000	\$ 2,472,000	\$ 2,687,000

Fiscal

TOTAL FUNDING SOURCES: **\$12,763,000**

Notes:

FUTURE FUNDING REQUIREMENTS: **\$0**



STORMWATER CAPITAL PROJECT OR PROGRAM

URBAN FORESTRY IMPROVEMENT PROGRAM

CIP Project ID: TBD
Department: Stormwater
Project Status: Other
Project Location: Multiple Locations
Project Contact: Phil Bennett

Current Program Budget: \$1,610,000

Years Project in CIP: Ongoing Capital Program

Contact Email: pbennett@snoqualmiewa.gov

Project Description:

This program provides for care and maintenance of the urban forest, including street trees that show visible signs of damage, infestation, and other stressors. This program will improve conditions for the urban forest, improve stormwater treatment, and reduce cost of future street tree management and replacements.

Photo or Map:



Community Impact:

The intent of this program is to provide residents with a healthy urban forest consistent with Policy 7.4.5 of the Comprehensive Plan and Urban Forest Strategic Plan. A healthy urban forest has enormous ecological value; helping with the retention of stormwater and reducing the need to build costly infrastructure to manage runoff. Healthy street trees help to improve water quality which can reduce the negative impacts of pollution on ecosystems downstream.

Operating Impact:

This project is not expected to significantly impact the operating budget.

Budget:

Project Activities	% of Budget	Total Activity Budget	2023	2024	2025	2026	2027	2028	2029 or Beyond
Analysis	0%	\$ -	\$ -	\$ -	\$ -	\$ -	\$ -	\$ -	This capital program is anticipated to continue indefinitely into the future.
Design	0%	\$ -	\$ -	\$ -	\$ -	\$ -	\$ -	\$ -	
Construction	85%	\$ 1,372,070	\$ 183,544	\$ 206,088	\$ 222,767	\$ 239,200	\$ 248,412	\$ 272,059	
Const. Manage	0%	\$ -	\$ -	\$ -	\$ -	\$ -	\$ -	\$ -	
Contingency	4%	\$ 68,604	\$ 9,177	\$ 10,304	\$ 11,138	\$ 11,960	\$ 12,421	\$ 13,603	
Art	0%	\$ -	\$ -	\$ -	\$ -	\$ -	\$ -	\$ -	
Labor	6%	\$ 100,723	\$ 9,102	\$ 10,303	\$ 12,956	\$ 16,880	\$ 27,747	\$ 23,735	
Other	4%	\$ 68,604	\$ 9,177	\$ 10,304	\$ 11,138	\$ 11,960	\$ 12,421	\$ 13,603	
TOTAL	100%	\$ 1,610,000	\$ 211,000	\$ 237,000	\$ 258,000	\$ 280,000	\$ 301,000	\$ 323,000	
Operating		\$ -	\$ -	\$ -	\$ -	\$ -	\$ -	\$ -	

TOTAL PROJECT BUDGET: \$1,610,000

TOTAL OPERATING BUDGET: \$0

Anticipated Funding Mix:

Source	Total Sources	2023	2024	2025	2026	2027	2028
Utility Fees ("Rates")	\$ 1,610,000	\$ 211,000	\$ 237,000	\$ 258,000	\$ 280,000	\$ 301,000	\$ 323,000
TOTAL	\$ 1,610,000	\$ 211,000	\$ 237,000	\$ 258,000	\$ 280,000	\$ 301,000	\$ 323,000

Fiscal

TOTAL FUNDING SOURCES: \$1,610,000

Notes:

FUTURE FUNDING REQUIREMENTS: \$0



STORMWATER CAPITAL PROJECT OR PROGRAM

STORMWATER POND IMPROVEMENT PROGRAM

CIP Project ID: TBD
Department: Stormwater
Project Status: Other
Project Location: Multiple Locations
Project Contact: Jeff Hamlin

Current Program Budget: \$354,000

Years Project in CIP: Ongoing Capital Program

Contact Email: jhamlin@snoqualmiewa.gov

Project Description:

The City of Snoqualmie has over 60 stormwater treatment pond facilities that require routine maintenance on an annual basis. Beyond routine maintenance, additional activities are needed on a less frequent but recurring basis, including fencing repair/replacement, sediment removal, flow control structure repairs, access roads, etc. This program provides for these exceptional maintenance activities.

Photo or Map:**Community Impact:**

Stormwater ponds protect rivers and streams by removing pollutants from stormwater runoff and attenuating flows that cause erosion and scour in receiving streams. Proper pond maintenance ensures continued protection of the natural environment, reduces remediation costs to receiving facilities, and provides for continued compliance with State and Federal NPDES permit requirements.

Operating Impact:

Provides consistent funding source for stormwater pond improvements beyond routine maintenance activity; not expected to create significant impacts to the budget.

Budget:

Project Activities	% of Budget	Total Activity Budget	2023	2024	2025	2026	2027	2028	2029 or Beyond
Analysis	0%	\$ -	\$ -	\$ -	\$ -	\$ -	\$ -	\$ -	This capital program is anticipated to continue indefinitely into the future.
Design	0%	\$ -	\$ -	\$ -	\$ -	\$ -	\$ -	\$ -	
Construction	85%	\$ 302,039	\$ 46,113	\$ 48,695	\$ 50,077	\$ 51,240	\$ 51,138	\$ 54,775	
Const. Manage	0%	\$ -	\$ -	\$ -	\$ -	\$ -	\$ -	\$ -	
Contingency	4%	\$ 15,102	\$ 2,306	\$ 2,435	\$ 2,504	\$ 2,562	\$ 2,557	\$ 2,739	
Art	0%	\$ -	\$ -	\$ -	\$ -	\$ -	\$ -	\$ -	
Labor	6%	\$ 21,757	\$ 2,276	\$ 2,435	\$ 2,915	\$ 3,636	\$ 5,748	\$ 4,747	
Other	4%	\$ 15,102	\$ 2,306	\$ 2,435	\$ 2,504	\$ 2,562	\$ 2,557	\$ 2,739	
TOTAL	100%	\$ 354,000	\$ 53,000	\$ 56,000	\$ 58,000	\$ 60,000	\$ 62,000	\$ 65,000	
Operating		\$ -	\$ -	\$ -	\$ -	\$ -	\$ -	\$ -	

TOTAL PROJECT BUDGET: \$354,000

TOTAL OPERATING BUDGET: \$0

Anticipated Funding Mix:

Source	Total Sources	2023	2024	2025	2026	2027	2028
Utility Fees ("Rates")	\$ 354,000	\$ 53,000	\$ 56,000	\$ 58,000	\$ 60,000	\$ 62,000	\$ 65,000
TOTAL	\$ 354,000	\$ 53,000	\$ 56,000	\$ 58,000	\$ 60,000	\$ 62,000	\$ 65,000

Fiscal

TOTAL FUNDING SOURCES: \$354,000

Notes:

FUTURE FUNDING REQUIREMENTS: \$0



WATER CAPITAL PROJECT OR PROGRAM

PRESSURE ZONE CONVERSIONS PROJECT

CIP Project ID: TBD
Department: Water
Project Status: Pre-Design
Project Location: Multiple Locations
Project Contact: Jeff Hamlin

Previously Spent: \$0
Current Project Budget: \$231,000
Original Budget at CIP Inception: \$213,847
Contact Email: jhamlin@snoqualmiewa.gov

Years Project in CIP: 1

Project Description:

This project will install a new Pressure Reducing Valve (PRV), supplying water from the 705 Zone to the 599 Zone, in the vicinity of the Water Reclamation Facility to supply existing customers with high service pressure. Furthermore, this project will adjust the discharge pressure setpoint of the 1180 Zone pumps to reduce the high pressures experienced in the zone.

Photo or Map:



Community Impact:

Some service connections in the 705 Zone and 1180 Zone experience pressures greater than 80 pounds per square inch (PSI). The intent of this project is to reduce the high pressures in these zones while maintaining pressures of at least 40 PSI at the highest elevation under peak hour demands (PHD).

Operating Impact:

A slight reduction in operating cost is anticipated by reduced maintenance and need for manual adjustments to system pressure at certain times of the year.

Budget:

Project Activities	% of Budg.	Total Activity Budget	Previously Spent	2023	2024	2025	2026	2027	2028	2029 or Beyond
Analysis	0%	\$ -	\$ -	\$ -	\$ -	\$ -	\$ -	\$ -	\$ -	\$ -
Design	11%	\$ 25,829	\$ -	\$ -	\$ 25,829	\$ -	\$ -	\$ -	\$ -	\$ -
Construction	60%	\$ 138,388	\$ -	\$ -	\$ -	\$ 138,388	\$ -	\$ -	\$ -	\$ -
Const. Manage	9%	\$ 20,758	\$ -	\$ -	\$ -	\$ 20,758	\$ -	\$ -	\$ -	\$ -
Contingency	12%	\$ 27,678	\$ -	\$ -	\$ -	\$ 27,678	\$ -	\$ -	\$ -	\$ -
Art	0%	\$ -	\$ -	\$ -	\$ -	\$ -	\$ -	\$ -	\$ -	\$ -
Labor	5%	\$ 11,428	\$ -	\$ -	\$ 1,171	\$ 10,257	\$ -	\$ -	\$ -	\$ -
Other	3%	\$ 6,919	\$ -	\$ -	\$ -	\$ 6,919	\$ -	\$ -	\$ -	\$ -
TOTAL	100%	\$ 231,000	\$ -	\$ -	\$ 27,000	\$ 204,000	\$ -	\$ -	\$ -	\$ -
Operating		\$ -		\$ -	\$ -	\$ -	\$ -	\$ -	\$ -	\$ -

TOTAL PROJECT BUDGET: \$231,000

TOTAL OPERATING BUDGET: \$0

Anticipated Funding Mix:

Source	Total Sources	Previously Allocated	2023	2024	2025	2026	2027	2028
Utility Fees ("Rates")	\$ 231,000	\$ -	\$ -	\$ 27,000	\$ 204,000	\$ -	\$ -	\$ -
TOTAL	\$ 231,000	\$ -	\$ -	\$ 27,000	\$ 204,000	\$ -	\$ -	\$ -

Fiscal Notes: This project covers PZ3 and PZ4 in the preliminary Water System Plan.

TOTAL FUNDING SOURCES: \$231,000

FUTURE FUNDING REQUIREMENTS: \$0



WATER CAPITAL PROJECT OR PROGRAM

PRESSURE REDUCTING VALVE (PRV) STATIONS PROJECT


CIP Project ID: TBD
 Department: Water
 Project Status: Pre-Design
 Project Location: Multiple Locations
 Project Contact: Jeff Hamlin

Previously Spent: \$0
 Current Project Budget: \$321,000
 Original Budget at CIP Inception: \$300,741
 Years Project in CIP: 1
 Contact Email: jhamlin@snoqualmiewa.gov

Project Description:

This project will implement a solution to monitor flow rate and pressure at the Reinig Road PRV Station, adjust the setpoint at the 670 Zone PRV, and install a new PRV station near the intersection of Raines Ave. SE and SE Terrace St. Furthermore, this project will conduct studies to evaluate setpoints for the Reinig Road PRV Station, to adequately supply the 599 Zone and improve the operation of the 599 Reservoir, and examine the recirculation of water through a number of PRV stations and adjust the setpoints and/or include additional functionality.

Photo or Map:



Community Impact:

The intent of this project to improve various low and high pressure problems, available fire flow, and system redundancy.

Operating Impact:

A slight reduction in operating costs is anticipated by the reduction of maintenance and system pressure adjustments.

Budget:

Project Activities	% of Budg.	Total Activity Budget	Previously Spent	2023	2024	2025	2026	2027	2028	2029 or Beyond
Analysis	0%	\$ -	\$ -	\$ -	\$ -	\$ -	\$ -	\$ -	\$ -	\$ -
Design	25%	\$ 80,359	\$ -	\$ 80,359	\$ -	\$ -	\$ -	\$ -	\$ -	\$ -
Construction	50%	\$ 161,926	\$ -	\$ -	\$ 161,926	\$ -	\$ -	\$ -	\$ -	\$ -
Const. Manage	8%	\$ 24,289	\$ -	\$ -	\$ 24,289	\$ -	\$ -	\$ -	\$ -	\$ -
Contingency	10%	\$ 32,385	\$ -	\$ -	\$ 32,385	\$ -	\$ -	\$ -	\$ -	\$ -
Labor	4%	\$ 13,944	\$ -	\$ 3,641	\$ 10,303	\$ -	\$ -	\$ -	\$ -	\$ -
Other	3%	\$ 8,096	\$ -	\$ -	\$ 8,096	\$ -	\$ -	\$ -	\$ -	\$ -
TOTAL	100%	\$ 321,000	\$ -	\$ 84,000	\$ 237,000	\$ -	\$ -	\$ -	\$ -	\$ -
Operating		\$ -		\$ -	\$ -	\$ -	\$ -	\$ -	\$ -	\$ -

TOTAL PROJECT BUDGET: \$321,000

TOTAL OPERATING BUDGET: \$0

Anticipated Funding Mix:

Source	Total Sources	Previously Allocated	2023	2024	2025	2026	2027	2028
Utility Fees ("Rates")	\$ 321,000	\$ -	\$ 84,000	\$ 237,000	\$ -	\$ -	\$ -	\$ -
TOTAL	\$ 321,000	\$ -	\$ 84,000	\$ 237,000	\$ -	\$ -	\$ -	\$ -

Fiscal Notes: This project covers PZ1, PZ2, PRV1 - PRV3 in the preliminary Water System Plan.

TOTAL FUNDING SOURCES: \$321,000
FUTURE FUNDING REQUIREMENTS: \$0



WATER CAPITAL PROJECT OR PROGRAM

1040 ZONE BOOSTER PUMP STATION (BPS) IMPROVEMENT PROJECT

CIP Project ID: TBD
 Department: Water
 Project Status: Pre-Design
 Project Location: 1040 Zone
 Project Contact: Jeff Hamlin

Previously Spent: \$0
 Current Project Budget: \$432,000
 Original Budget at CIP Inception: \$401,700
 Years Project in CIP: 1
 Contact Email: jhamlin@snoqualmiewa.gov

Project Description:

This project will add a fifth 625 gallons per minute (GPM) pump in the 1040 Booster Pump Station (BPS). This project will also complete minor piping improvements and add a new telemetry cabinet.

Photo or Map:



Community Impact:

The intent of this project is to ensure that the City of Snoqualmie can handle the supply requirements of the 1040 Zone as it approaches the maximum capacity of the 1040 Booster Pump Station.

Operating Impact:

This project is not expected to impact the operating budget.

Budget:

Project Activities	% of Budg.	Total Activity Budget	Previously Spent	2023	2024	2025	2026	2027	2028	2029 or Beyond
Analysis	0%	\$ -	\$ -	\$ -	\$ -	\$ -	\$ -	\$ -	\$ -	\$ -
Design	8%	\$ 36,362	\$ -	\$ 36,362	\$ -	\$ -	\$ -	\$ -	\$ -	\$ -
Construction	62%	\$ 269,185	\$ -	\$ -	\$ 269,185	\$ -	\$ -	\$ -	\$ -	\$ -
Const. Manage	9%	\$ 40,378	\$ -	\$ -	\$ 40,378	\$ -	\$ -	\$ -	\$ -	\$ -
Contingency	12%	\$ 53,837	\$ -	\$ -	\$ 53,837	\$ -	\$ -	\$ -	\$ -	\$ -
Art	0%	\$ -	\$ -	\$ -	\$ -	\$ -	\$ -	\$ -	\$ -	\$ -
Labor	4%	\$ 18,779	\$ -	\$ 1,638	\$ 17,141	\$ -	\$ -	\$ -	\$ -	\$ -
Other	3%	\$ 13,459	\$ -	\$ -	\$ 13,459	\$ -	\$ -	\$ -	\$ -	\$ -
TOTAL	100%	\$ 432,000	\$ -	\$ 38,000	\$ 394,000	\$ -	\$ -	\$ -	\$ -	\$ -
Operating		\$ -		\$ -	\$ -	\$ -	\$ -	\$ -	\$ -	\$ -

TOTAL PROJECT BUDGET: \$432,000

TOTAL OPERATING BUDGET: \$0

Anticipated Funding Mix:

Source	Total Sources	Previously Allocated	2023	2024	2025	2026	2027	2028
Utility Fees ("Rates")	\$ 432,000	\$ -	\$ 38,000	\$ 394,000	\$ -	\$ -	\$ -	\$ -
TOTAL	\$ 432,000	\$ -	\$ 38,000	\$ 394,000	\$ -	\$ -	\$ -	\$ -

Fiscal Notes: This project covers F1 in the preliminary Water System Plan.

TOTAL FUNDING SOURCES: \$432,000
 FUTURE FUNDING REQUIREMENTS: \$0



WATER CAPITAL PROJECT OR PROGRAM

705 ZONE BOOSTER PUMP STATION (BPS) IMPROVEMENT PROJECT

CIP Project ID: TBD
 Department: Water
 Project Status: Pre-Design
 Project Location: 705 Zone
 Project Contact: Jeff Hamlin

Previously Spent: \$0
 Current Project Budget: \$575,000
 Original Budget at CIP Inception: \$533,266
 Years Project in CIP: 1
 Contact Email: jhamlin@snoqualmiewa.gov

Project Description:

This project will retrofit two existing fixed speed pumps with variable frequency drives (VFDs) and add an additional pump to 705 Booster Pump Station.

Photo or Map:



Community Impact:

The intent of this project is to improve control over the operation of fixed speed pumps and increase the handling capacity of the 705 Booster Pump Station.

Operating Impact:

This project is not expected to impact the operating budget.

Budget:

Project Activities	% of Budg.	Total Activity Budget	Previously Spent	2023	2024	2025	2026	2027	2028	2029 or Beyond
Analysis	0%	\$ -	\$ -	\$ -	\$ -	\$ -	\$ -	\$ -	\$ -	\$ -
Design	9%	\$ 51,301	\$ -	\$ -	\$ -	\$ 51,301	\$ -	\$ -	\$ -	\$ -
Construction	61%	\$ 349,698	\$ -	\$ -	\$ -	\$ -	\$ 349,698	\$ -	\$ -	\$ -
Const. Manage	9%	\$ 52,455	\$ -	\$ -	\$ -	\$ -	\$ 52,455	\$ -	\$ -	\$ -
Contingency	12%	\$ 69,940	\$ -	\$ -	\$ -	\$ -	\$ 69,940	\$ -	\$ -	\$ -
Art	0%	\$ -	\$ -	\$ -	\$ -	\$ -	\$ -	\$ -	\$ -	\$ -
Labor	6%	\$ 34,122	\$ -	\$ -	\$ -	\$ 2,699	\$ 31,423	\$ -	\$ -	\$ -
Other	3%	\$ 17,485	\$ -	\$ -	\$ -	\$ -	\$ 17,485	\$ -	\$ -	\$ -
TOTAL	100%	\$ 575,000	\$ -	\$ -	\$ -	\$ 54,000	\$ 521,000	\$ -	\$ -	\$ -
Operating		\$ -		\$ -	\$ -	\$ -	\$ -	\$ -	\$ -	\$ -

TOTAL PROJECT BUDGET: \$575,000

TOTAL OPERATING BUDGET: \$0

Anticipated Funding Mix:

Source	Total Sources	Previously Allocated	2023	2024	2025	2026	2027	2028
Utility Fees ("Rates")	\$ 575,000	\$ -	\$ -	\$ -	\$ 54,000	\$ 521,000	\$ -	\$ -
TOTAL	\$ 575,000	\$ -	\$ -	\$ -	\$ 54,000	\$ 521,000	\$ -	\$ -

Fiscal Notes: This project covers F8 and F9 in the preliminary Water System Plan.

TOTAL FUNDING SOURCES: \$575,000
 FUTURE FUNDING REQUIREMENTS: \$0



WATER CAPITAL PROJECT OR PROGRAM

SOUTH WELLFIELD IMPROVEMENT PROJECT

CIP Project ID: TBD
 Department: Water
 Project Status: Pre-Design
 Project Location: South Wellfield
 Project Contact: Jeff Hamlin

Previously Spent: \$0
 Current Project Budget: \$2,858,000
 Original Budget at CIP Inception: \$2,657,481


Years Project in CIP: 1

Contact Email: jhamlin@snoqualmiewa.gov

Project Description:

This project will install variable frequency drives (VFDs) for Well No. 1 and No. 2, install a breakpoint chlorination reaction time pipeline, replace the existing on-site sodium hypochlorite generator unit, and install a permanent engine generator with an automatic transfer switch (ATS) to provide auxiliary power to the South Wellfield and Treatment Plant.

Photo or Map:



Community Impact:

The intent of this project is to improve the control and operating efficiency of the South Wellfield. More specifically, this project will minimize taste and odor impacts to customers from elevated concentrations of minerals, replace aging parts that are difficult to source, and reduce the volume of standby storage required for the 599 Zone.

Operating Impact:

This project is not expected to impact the operating budget.

Budget:

Project Activities	% of Budg.	Total Activity Budget	Previously Spent	2023	2024	2025	2026	2027	2028	2029 or Beyond
Analysis	0%	\$ -	\$ -	\$ -	\$ -	\$ -	\$ -	\$ -	\$ -	\$ -
Design	9%	\$ 245,044	\$ -	\$ -	\$ -	\$ 245,044	\$ -	\$ -	\$ -	\$ -
Construction	61%	\$ 1,745,011	\$ -	\$ -	\$ -	\$ -	\$ 1,745,011	\$ -	\$ -	\$ -
Const. Manage	9%	\$ 261,752	\$ -	\$ -	\$ -	\$ -	\$ 261,752	\$ -	\$ -	\$ -
Contingency	12%	\$ 349,002	\$ -	\$ -	\$ -	\$ -	\$ 349,002	\$ -	\$ -	\$ -
Art	0%	\$ -	\$ -	\$ -	\$ -	\$ -	\$ -	\$ -	\$ -	\$ -
Labor	6%	\$ 169,940	\$ -	\$ -	\$ -	\$ 12,956	\$ 156,984	\$ -	\$ -	\$ -
Other	3%	\$ 87,251	\$ -	\$ -	\$ -	\$ -	\$ 87,251	\$ -	\$ -	\$ -
TOTAL	100%	\$ 2,858,000	\$ -	\$ -	\$ -	\$ 258,000	\$ 2,600,000	\$ -	\$ -	\$ -
Operating		\$ -		\$ -	\$ -	\$ -	\$ -	\$ -	\$ -	\$ -

TOTAL PROJECT BUDGET: \$2,858,000

TOTAL OPERATING BUDGET: \$0

Anticipated Funding Mix:

Source	Total Sources	Previously Allocated	2023	2024	2025	2026	2027	2028
Utility Fees ("Rates")	\$ 2,858,000	\$ -	\$ -	\$ -	\$ 258,000	\$ 2,600,000	\$ -	\$ -
TOTAL	\$ 2,858,000	\$ -	\$ -	\$ -	\$ 258,000	\$ 2,600,000	\$ -	\$ -

Fiscal Notes: This project covers F2, and F4 - F6 in the preliminary Water System Plan.

TOTAL FUNDING SOURCES: \$2,858,000

FUTURE FUNDING REQUIREMENTS: \$0



WATER CAPITAL PROJECT OR PROGRAM

1040 ZONE RESERVOIR ADDITION PROJECT

CIP Project ID: TBD
 Department: Water
 Project Status: Pre-Design
 Project Location: 1040 Zone
 Project Contact: Jeff Hamlin

Previously Spent: \$0
 Current Project Budget: \$5,432,000
 Original Budget at CIP Inception: \$5,574,582

Years Project in CIP: 1

Contact Email: jhamlin@snoqualmiewa.gov

Project Description:

This project will construct a 1.8 MG reservoir in the 1040 Zone, adjacent to the two existing reservoirs. Moreover, this project will retrofit the valve vaults in the current reservoirs with a drain system or sump pump to reduce the required maintenance effort.

Photo or Map:



Community Impact:

The intent of this project is to ensure that Snoqualmie Ridge pressure zones have sufficient storage capacity for the 20-year planning period and that the existing reservoirs can operate more efficiency and with less maintenance effort.

Operating Impact:

This project is not expected to impact the operating budget.

Budget:

Project Activities	% of Budg.	Total Activity Budget	Previously Spent	2023	2024	2025	2026	2027	2028	2029 or Beyond
Analysis	0%	\$ -	\$ -	\$ -	\$ -	\$ -	\$ -	\$ -	\$ -	\$ -
Design	8%	\$ 413,221	\$ -	\$ 36,362	\$ 376,859	\$ -	\$ -	\$ -	\$ -	\$ -
Construction	61%	\$ 3,308,646	\$ -	\$ -	\$ -	\$ -	\$ -	\$ -	\$ 3,308,646	\$ -
Const. Manage	9%	\$ 496,297	\$ -	\$ -	\$ -	\$ -	\$ -	\$ -	\$ 496,297	\$ -
Contingency	12%	\$ 661,729	\$ -	\$ -	\$ -	\$ -	\$ -	\$ -	\$ 661,729	\$ -
Art	0%	\$ -	\$ -	\$ -	\$ -	\$ -	\$ -	\$ -	\$ -	\$ -
Labor	7%	\$ 386,674	\$ -	\$ 1,638	\$ 17,141	\$ -	\$ -	\$ -	\$ 367,895	\$ -
Other	3%	\$ 165,432	\$ -	\$ -	\$ -	\$ -	\$ -	\$ -	\$ 165,432	\$ -
TOTAL	100%	\$ 5,432,000	\$ -	\$ 38,000	\$ 394,000	\$ -	\$ -	\$ -	\$ 5,000,000	\$ -
Operating		\$ -		\$ -	\$ -	\$ -	\$ -	\$ -	\$ -	\$ -

TOTAL PROJECT BUDGET: \$5,432,000

TOTAL OPERATING BUDGET: \$0

Anticipated Funding Mix:

Source	Total Sources	Previously Allocated	2023	2024	2025	2026	2027	2028
Utility Fees ("Rates")	\$ 5,432,000	\$ -	\$ 38,000	\$ 394,000	\$ -	\$ -	\$ -	\$ 5,000,000
TOTAL	\$ 5,432,000	\$ -	\$ 38,000	\$ 394,000	\$ -	\$ -	\$ -	\$ 5,000,000

Fiscal Notes: This project covers F10 and F13 in the preliminary Water System Plan.

TOTAL FUNDING SOURCES: \$5,432,000
 FUTURE FUNDING REQUIREMENTS: \$0



WATER CAPITAL PROJECT OR PROGRAM

CANYON SPRINGS IMPROVEMENT PROJECT

CIP Project ID: TBD
 Department: Water
 Project Status: Pre-Design
 Project Location: Canyon Springs
 Project Contact: Jeff Hamlin

Previously Spent: \$0
 Current Project Budget: \$1,253,000
 Original Budget at CIP Inception: \$0

Years Project in CIP: 0

Contact Email: jhamlin@snoqualmiewa.gov

Project Description:

The spring collector boxes and access trail to Canyon Springs have degraded since it was last serviced in the early 1980s. Erosion and slope failures threaten the spring collectors and transmission pipe. Repairs are necessary to provide for the long term operation of this critical water source.

Photo or Map:



Community Impact:

Slope stabilization efforts will be required along the transmission main within 10 years. The access trail requires attention to address slope erosion issues and to provide for maintenance access. The spring collector boxes require maintenance to provide for long-term operation. The City is also considering a booster pump for the transmission main to provide for potential increased water supply, contingent on procurement of increased water right from the spring source.

Operating Impact:

This project is not expected to impact the operating budget.

Budget:

Project Activities	% of Budg.	Total Activity Budget	Previously Spent	2023	2024	2025	2026	2027	2028	2029 or Beyond
Analysis	0%	\$ -	\$ -	\$ -	\$ -	\$ -	\$ -	\$ -	\$ -	\$ -
Design	9%	\$ 112,338	\$ -	\$ -	\$ -	\$ -	\$ -	\$ -	\$ 112,338	\$ -
Construction	60%	\$ 748,921	\$ -	\$ -	\$ -	\$ -	\$ -	\$ -	\$ 748,921	\$ -
Const. Manage	9%	\$ 112,338	\$ -	\$ -	\$ -	\$ -	\$ -	\$ -	\$ 112,338	\$ -
Contingency	12%	\$ 149,784	\$ -	\$ -	\$ -	\$ -	\$ -	\$ -	\$ 149,784	\$ -
Art	0%	\$ -	\$ -	\$ -	\$ -	\$ -	\$ -	\$ -	\$ -	\$ -
Labor	7%	\$ 92,172	\$ -	\$ -	\$ -	\$ -	\$ -	\$ -	\$ 92,172	\$ -
Other	3%	\$ 37,446	\$ -	\$ -	\$ -	\$ -	\$ -	\$ -	\$ 37,446	\$ -
TOTAL	100%	\$ 1,253,000	\$ -	\$ -	\$ -	\$ -	\$ -	\$ -	\$ 1,253,000	\$ -
Operating		\$ -		\$ -	\$ -	\$ -	\$ -	\$ -	\$ -	\$ -

TOTAL PROJECT BUDGET: \$1,253,000

TOTAL OPERATING BUDGET: \$0

Anticipated Funding Mix:

Source	Total Sources	Previously Allocated	2023	2024	2025	2026	2027	2028
Utility Fees ("Rates")	\$ 1,253,000	\$ -	\$ -	\$ -	\$ -	\$ -	\$ -	\$ 1,253,000
TOTAL	\$ 1,253,000	\$ -	\$ -	\$ -	\$ -	\$ -	\$ -	\$ 1,253,000

Fiscal Notes: This project covers F10 and F13 in the preliminary Water System Plan.

TOTAL FUNDING SOURCES: \$1,253,000

FUTURE FUNDING REQUIREMENTS: \$0



SEWER CAPITAL PROJECT OR PROGRAM

RAILROAD PL. LIFT STATION IMPROVEMENT PROJECT

CIP Project ID: SWR19002CIP

Previously Spent: \$879,380

Department: Sewer

Current Project Budget: \$985,380

Project Status: Construction

Original Budget at CIP Inception: \$234,674

Project Location: Railroad Place Lift Station

Years Project in CIP: 5

Project Contact: Jeff Hamlin

Contact Email: jhamlin@snoqualmiewa.gov

Project Description:

This project will upgrade essential components of the Railroad Pl. Lift Station and upsize an existing force main with a 12" diameter force main. Run time and flow meter data indicates that the station runs continuously for multiple hours during peak non-flood flows. Based on the results of modeling, it is estimated that flows to this lift station will reach 1,975 gallons per minute (gpm), and this project accounts for those future growth projections.

Photo or Map:



Community Impact:

Based on results of system modeling, it is estimated that the flow to this lift station over the next decade will exceed its current capacity. Lift station improvements will provide additional capacity to address mandated growth projections for the downtown area.

Operating Impact:

This project is not expected to impact the operating budget.

Budget:

Project Activities	% of Budg.	Total Activity Budget	Previously Spent	2023	2024	2025	2026	2027	2028	2029 or Beyond
Analysis	0%	\$ -	\$ -	\$ -	\$ -	\$ -	\$ -	\$ -	\$ -	\$ -
Design	15%	\$ 147,791	\$ 147,791	\$ -	\$ -	\$ -	\$ -	\$ -	\$ -	\$ -
Construction	82%	\$ 812,397	\$ 710,908	\$ 101,489	\$ -	\$ -	\$ -	\$ -	\$ -	\$ -
Const. Manage	0%	\$ -	\$ -	\$ -	\$ -	\$ -	\$ -	\$ -	\$ -	\$ -
Contingency	0%	\$ -	\$ -	\$ -	\$ -	\$ -	\$ -	\$ -	\$ -	\$ -
Art	0%	\$ -	\$ -	\$ -	\$ -	\$ -	\$ -	\$ -	\$ -	\$ -
Art	0%	\$ -	\$ -	\$ -	\$ -	\$ -	\$ -	\$ -	\$ -	\$ -
Labor	2%	\$ 24,511	\$ 20,000	\$ 4,511	\$ -	\$ -	\$ -	\$ -	\$ -	\$ -
Other	0%	\$ 681	\$ 681	\$ -	\$ -	\$ -	\$ -	\$ -	\$ -	\$ -
TOTAL	100%	\$ 985,380	\$ 879,380	\$ 106,000	\$ -	\$ -	\$ -	\$ -	\$ -	\$ -
Operating		\$ -		\$ -	\$ -	\$ -	\$ -	\$ -	\$ -	\$ -

TOTAL PROJECT BUDGET: \$985,380

TOTAL OPERATING BUDGET: \$0

Anticipated Funding Mix:

Source	Total Sources	Previously Allocated	2023	2024	2025	2026	2027	2028
Utility Fees ("Rates")	\$ 985,380	\$ 879,380	\$ 106,000	\$ -	\$ -	\$ -	\$ -	\$ -
TOTAL	\$ 985,380	\$ 879,380	\$ 106,000	\$ -	\$ -	\$ -	\$ -	\$ -

Fiscal Notes: This project covers WW3 in the General Sewer Plan.

TOTAL FUNDING SOURCES: \$985,380
 FUTURE FUNDING REQUIREMENTS: \$0



SEWER CAPITAL PROJECT OR PROGRAM

EAGLE LAKE WATER RECLAMATION BASIN IMPROVEMENT PROJECT

CIP Project ID: TBD
 Department: Sewer
 Project Status: Pre-Design
 Project Location: Eagle Lake
 Project Contact: Jeff Hamlin

Previously Spent: \$0
 Current Project Budget: \$3,332,000
 Original Budget at CIP Inception: \$0

Years Project in CIP: 0

Contact Email: jhamlin@snoqualmiewa.gov

Project Description:

This project will address Department of Ecology regulatory changes for managing reclaimed water. A planning effort will be coordinated with Department of Ecology to determine a reasonable solution, followed by design and construction of a facility to store or treat the irrigation water prior to use.

Photo or Map:



Community Impact:

Because of the unique characteristics of Snoqualmie's Reclaimed Water System, the Department of Ecology's recently adopted "Reclaimed Water Rule" is difficult to apply. Reasonable solutions may include a reclaimed water reservoir near Eagle Lake or a chlorination system for irrigation water used in public spaces.

Operating Impact:

This project is not expected to impact the operating budget.

Budget:

Project Activities	% of Budg.	Total Activity Budget	Previously Spent	2023	2024	2025	2026	2027	2028	2029 or Beyond
Analysis	0%	\$ -	\$ -	\$ -	\$ -	\$ -	\$ -	\$ -	\$ -	\$ -
Design	9%	\$ 307,083	\$ -	\$ 101,449	\$ 205,634	\$ -	\$ -	\$ -	\$ -	\$ -
Construction	61%	\$ 2,034,151	\$ -	\$ -	\$ -	\$ 1,240,161	\$ 793,989	\$ -	\$ -	\$ -
Const. Manage	9%	\$ 305,123	\$ -	\$ -	\$ -	\$ 186,024	\$ 119,098	\$ -	\$ -	\$ -
Contingency	12%	\$ 406,830	\$ -	\$ -	\$ -	\$ 248,032	\$ 158,798	\$ -	\$ -	\$ -
Art	0%	\$ -	\$ -	\$ -	\$ -	\$ -	\$ -	\$ -	\$ -	\$ -
Labor	5%	\$ 177,106	\$ -	\$ 4,551	\$ 9,366	\$ 91,774	\$ 71,415	\$ -	\$ -	\$ -
Other	3%	\$ 101,708	\$ -	\$ -	\$ -	\$ 62,008	\$ 39,699	\$ -	\$ -	\$ -
TOTAL	100%	\$ 3,332,000	\$ -	\$ 106,000	\$ 215,000	\$ 1,828,000	\$ 1,183,000	\$ -	\$ -	\$ -
Operating		\$ -		\$ -	\$ -	\$ -	\$ -	\$ -	\$ -	\$ -

TOTAL PROJECT BUDGET: \$3,332,000

TOTAL OPERATING BUDGET: \$0

Anticipated Funding Mix:

Source	Total Sources	Previously Allocated	2023	2024	2025	2026	2027	2028
Utility Fees ("Rates")	\$ 3,332,000	\$ -	\$ 106,000	\$ 215,000	\$ 1,828,000	\$ 1,183,000	\$ -	\$ -
TOTAL	\$ 3,332,000	\$ -	\$ 106,000	\$ 215,000	\$ 1,828,000	\$ 1,183,000	\$ -	\$ -

Fiscal

TOTAL FUNDING SOURCES: \$3,332,000

Notes:

FUTURE FUNDING REQUIREMENTS: \$0



STORMWATER CAPITAL PROJECT OR PROGRAM

SR 202 DRAINAGE IMPROVEMENT PROJECT

CIP Project ID:	TBD	Previously Spent:	\$0
Department:	Stormwater	Current Project Budget:	\$2,618,000
Project Status:	Pre-Design	Original Budget at CIP Inception:	\$2,434,944
Project Location:	SR 202 (Railroad Avenue SE)	Years Project in CIP:	1
Project Contact:	Jeff Hamlin	Contact Email:	jhamlin@snoqualmiewa.gov

Project Description:

This project will, on the east shoulder of SR 202 between Northern St. and SE Fir St., either regrade the shoulder or add a new pipe connecting to an existing outfall. Moreover, this project will on the east side of Railroad Ave. SE regrade or add a pipe next to the railroad tracks. Finally, on Railroad Ave. SE at Newton St., this project will either replace or upsize existing culverts and storm drains along a current or new alignment.

Photo or Map:



Community Impact:

The intent of this project is to fix nuisance ponding and localized flooding in depressions next to SR 202 (Railroad Ave. SE) due to the lack of conveyance piping.

Operating Impact:

This project is not expected to significantly impact the operating budget.

Budget:

Project Activities	% of Budg.	Total Activity Budget	Previously Spent	2023	2024	2025	2026	2027	2028	2029 or Beyond
Analysis	0%	\$ -	\$ -	\$ -	\$ -	\$ -	\$ -	\$ -	\$ -	\$ -
Design	9%	\$ 238,935	\$ -	\$ -	\$ -	\$ 81,986	\$ 156,948	\$ -	\$ -	\$ -
Construction	61%	\$ 1,592,897	\$ -	\$ -	\$ -	\$ 546,575	\$ 1,046,321	\$ -	\$ -	\$ -
Const. Manage	9%	\$ 238,935	\$ -	\$ -	\$ -	\$ 81,986	\$ 156,948	\$ -	\$ -	\$ -
Contingency	12%	\$ 318,579	\$ -	\$ -	\$ -	\$ 109,315	\$ 209,264	\$ -	\$ -	\$ -
Art	0%	\$ -	\$ -	\$ -	\$ -	\$ -	\$ -	\$ -	\$ -	\$ -
Labor	6%	\$ 149,010	\$ -	\$ -	\$ -	\$ 44,808	\$ 104,202	\$ -	\$ -	\$ -
Other	3%	\$ 79,645	\$ -	\$ -	\$ -	\$ 27,329	\$ 52,316	\$ -	\$ -	\$ -
TOTAL	100%	\$ 2,618,000	\$ -	\$ -	\$ -	\$ 892,000	\$ 1,726,000	\$ -	\$ -	\$ -
Operating		\$ -		\$ -	\$ -	\$ -	\$ -	\$ -	\$ -	\$ -

TOTAL PROJECT BUDGET: \$2,618,000

TOTAL OPERATING BUDGET: \$0

Anticipated Funding Mix:

Source	Total Sources	Previously Allocated	2023	2024	2025	2026	2027	2028
Utility Fees ("Rates")	\$ 2,618,000	\$ -	\$ -	\$ -	\$ 892,000	\$ 1,726,000	\$ -	\$ -
TOTAL	\$ 2,618,000	\$ -	\$ -	\$ -	\$ 892,000	\$ 1,726,000	\$ -	\$ -

Fiscal Notes: This project covers DR2 - DR4 in the preliminary Stormwater Management Plan.

TOTAL FUNDING SOURCES: \$2,618,000

FUTURE FUNDING REQUIREMENTS: \$0



STORMWATER CAPITAL PROJECT OR PROGRAM

LEITZ STREET DRAINAGE IMPROVEMENT PROJECT


CIP Project ID: TBD
 Department: Stormwater
 Project Status: Pre-Design
 Project Location: Leitz Street
 Project Contact: Jeff Hamlin

Previously Spent: \$0
 Current Project Budget: \$132,000
 Original Budget at CIP Inception: \$100,531
 Years Project in CIP: 1
 Contact Email: jhamlin@snoqualmiewa.gov

Project Description:

Flooding is frequently observed near the rear of the lot at 34618 SE Leitz Street. The cause of flooding is suspected to be deficient drain tiles in a segmental retaining wall system located at the property line. This project will construct a new Type I catch basin and convey the water approximately 50 feet via a pipe to an existing Type II stormwater structure.

Photo or Map:



Community Impact:

The intent of this project is to remediate the nuisance ponding and highly localized flooding that occurs near SE Leitz Street.

Operating Impact:

This project is not expected to significantly impact the operating budget.

Budget:

Project Activities	% of Budg.	Total Activity Budget	Previously Spent	2023	2024	2025	2026	2027	2028	2029 or Beyond
Analysis	0%	\$ -	\$ -	\$ -	\$ -	\$ -	\$ -	\$ -	\$ -	\$ -
Design	9%	\$ 12,001	\$ -	\$ -	\$ -	\$ -	\$ 12,001	\$ -	\$ -	\$ -
Construction	61%	\$ 80,009	\$ -	\$ -	\$ -	\$ -	\$ 80,009	\$ -	\$ -	\$ -
Const. Manage	9%	\$ 12,001	\$ -	\$ -	\$ -	\$ -	\$ 12,001	\$ -	\$ -	\$ -
Contingency	12%	\$ 16,002	\$ -	\$ -	\$ -	\$ -	\$ 16,002	\$ -	\$ -	\$ -
Art	0%	\$ -	\$ -	\$ -	\$ -	\$ -	\$ -	\$ -	\$ -	\$ -
Labor	6%	\$ 7,986	\$ -	\$ -	\$ -	\$ -	\$ 7,986	\$ -	\$ -	\$ -
Other	3%	\$ 4,000	\$ -	\$ -	\$ -	\$ -	\$ 4,000	\$ -	\$ -	\$ -
TOTAL	100%	\$ 132,000	\$ -	\$ -	\$ -	\$ -	\$ 132,000	\$ -	\$ -	\$ -
Operating		\$ -		\$ -	\$ -	\$ -	\$ -	\$ -	\$ -	\$ -

TOTAL PROJECT BUDGET: \$132,000

TOTAL OPERATING BUDGET: \$0

Anticipated Funding Mix:

Source	Total Sources	Previously Allocated	2023	2024	2025	2026	2027	2028
Utility Fees ("Rates")	\$ 132,000	\$ -	\$ -	\$ -	\$ -	\$ 132,000	\$ -	\$ -
TOTAL	\$ 132,000	\$ -	\$ -	\$ -	\$ -	\$ 132,000	\$ -	\$ -

Fiscal Notes: This project covers DR5 in the preliminary Stormwater Management Plan.

TOTAL FUNDING SOURCES: \$132,000
 FUTURE FUNDING REQUIREMENTS: \$0



STORMWATER CAPITAL PROJECT OR PROGRAM

RIDGE STREET DRAINAGE IMPROVEMENT PROJECT

CIP Project ID: TBD
 Department: Stormwater
 Project Status: Pre-Design
 Project Location: Ridge Street
 Project Contact: Jeff Hamlin

Previously Spent: \$0
 Current Project Budget: \$336,000
 Original Budget at CIP Inception: \$269,204
 Years Project in CIP: 1
 Contact Email: jhamlin@snoqualmiewa.gov

Project Description:

This project will repair/restore 280 foot long, 18" storm drain pipe that currently discharges to Eagle Lake. The current storm drain pipe has been penetrated by tree roots resulting in a jammed and crushed pipe. It is expected that this will require digging up and replacing the pipe at the catch basin, cleaning out any roots in the pipe, and restoring the work area.

Photo or Map:



Community Impact:

The intent of this project is to restore the proper flow of stormwater to Eagle Lake.

Operating Impact:

This project is not expected to significantly impact the operating budget.

Budget:

Project Activities	% of Budg.	Total Activity Budget	Previously Spent	2023	2024	2025	2026	2027	2028	2029 or Beyond
Analysis	0%	\$ -	\$ -	\$ -	\$ -	\$ -	\$ -	\$ -	\$ -	\$ -
Design	9%	\$ 30,993	\$ -	\$ -	\$ 15,367	\$ 15,626	\$ -	\$ -	\$ -	\$ -
Construction	61%	\$ 206,618	\$ -	\$ -	\$ 102,444	\$ 104,174	\$ -	\$ -	\$ -	\$ -
Const. Manage	9%	\$ 30,993	\$ -	\$ -	\$ 15,367	\$ 15,626	\$ -	\$ -	\$ -	\$ -
Contingency	12%	\$ 41,324	\$ -	\$ -	\$ 20,489	\$ 20,835	\$ -	\$ -	\$ -	\$ -
Art	0%	\$ -	\$ -	\$ -	\$ -	\$ -	\$ -	\$ -	\$ -	\$ -
Labor	5%	\$ 15,742	\$ -	\$ -	\$ 7,212	\$ 8,530	\$ -	\$ -	\$ -	\$ -
Other	3%	\$ 10,331	\$ -	\$ -	\$ 5,122	\$ 5,209	\$ -	\$ -	\$ -	\$ -
TOTAL	100%	\$ 336,000	\$ -	\$ -	\$ 166,000	\$ 170,000	\$ -	\$ -	\$ -	\$ -
Operating		\$ -		\$ -	\$ -	\$ -	\$ -	\$ -	\$ -	\$ -

TOTAL PROJECT BUDGET: \$336,000

TOTAL OPERATING BUDGET: \$0

Anticipated Funding Mix:

Source	Total Sources	Previously Allocated	2023	2024	2025	2026	2027	2028
Utility Fees ("Rates")	\$ 336,000	\$ -	\$ -	\$ 166,000	\$ 170,000	\$ -	\$ -	\$ -
TOTAL	\$ 336,000	\$ -	\$ -	\$ 166,000	\$ 170,000	\$ -	\$ -	\$ -

Fiscal Notes: This project covers DR7 in the preliminary Stormwater Management Plan.

TOTAL FUNDING SOURCES: \$336,000
 FUTURE FUNDING REQUIREMENTS: \$0



STORMWATER CAPITAL PROJECT OR PROGRAM

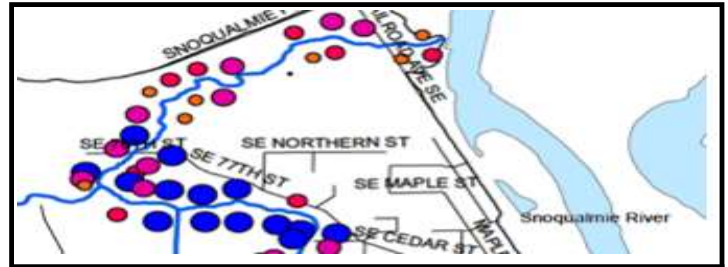
KIMBALL CREEK RIPARIAN RESTORATION PROJECT

CIP Project ID:	TBD	Previously Spent:	\$0
Department:	Stormwater	Current Project Budget:	\$2,376,000
Project Status:	Analysis	Original Budget at CIP Inception:	\$2,241,926
Project Location:	Kimball Creek Stream Corridor	Years Project in CIP:	1
Project Contact:	Jeff Hamlin	Contact Email:	jhamlin@snoqualmiewa.gov

Project Description:

This project consists of one to two miles of riparian restoration, including planning and stakeholder engagement to identify sites for restoration as well as planting of shade producing trees along creek banks. The restoration planning effort will need to visit these areas to identify which are suitable in terms of land owner participation, shade effect on creeks, abatement of non-native species, implementation of treatment measures, and soil stability. This project is necessary to comply with Dept of Ecology's NPDES Phase 2 permit requirements.

Photo or Map:



Community Impact:

The intent of this project is to reduce discharge of pollutants and reduce the water temperature of Kimball Creek which can have negative ecological effects downstream, especially in regard to aquatic organisms. The Snoqualmie River Temperature TMDL (Ecology, 2011) notes that many stretches of the creek between 384th Avenue SE and SE 76th Street are limited in terms of shading by extensive Himalayan blackberry infestations, which will need to be removed as part of the restoration effort.

Operating Impact:

This project is not expected to impact the operating budget.

Budget:

Project Activities	% of Budget	Total Activity Budget	Previously Spent	2023	2024	2025	2026	2027	2028	2029 or Beyond
Analysis	3%	\$ 75,587	\$ -	\$ 75,587	\$ -	\$ -	\$ -	\$ -	\$ -	\$ -
Design	6%	\$ 153,975	\$ -	\$ -	\$ 153,975	\$ -	\$ -	\$ -	\$ -	\$ -
Construction	60%	\$ 1,414,311	\$ -	\$ -	\$ -	\$ 109,216	\$ 721,484	\$ 583,612	\$ -	\$ -
Const. Manage	9%	\$ 212,147	\$ -	\$ -	\$ -	\$ 16,382	\$ 108,223	\$ 87,542	\$ -	\$ -
Contingency	12%	\$ 282,862	\$ -	\$ -	\$ -	\$ 21,843	\$ 144,297	\$ 116,722	\$ -	\$ -
Art	0%	\$ -	\$ -	\$ -	\$ -	\$ -	\$ -	\$ -	\$ -	\$ -
Labor	7%	\$ 166,402	\$ -	\$ 3,413	\$ 7,025	\$ 8,098	\$ 64,923	\$ 82,943	\$ -	\$ -
Other	3%	\$ 70,716	\$ -	\$ -	\$ -	\$ 5,461	\$ 36,074	\$ 29,181	\$ -	\$ -
TOTAL	100%	\$ 2,376,000	\$ -	\$ 79,000	\$ 161,000	\$ 161,000	\$ 1,075,000	\$ 900,000	\$ -	\$ -
Operating		\$ -		\$ -	\$ -	\$ -	\$ -	\$ -	\$ -	\$ -

TOTAL PROJECT BUDGET: \$2,376,000

TOTAL OPERATING BUDGET: \$0

Anticipated Funding Mix:

Source	Total Sources	Previously Allocated	2023	2024	2025	2026	2027	2028
Utility Fees ("Rates")	\$ 2,376,000	\$ -	\$ 79,000	\$ 161,000	\$ 161,000	\$ 1,075,000	\$ 900,000	\$ -
TOTAL	\$ 2,376,000	\$ -	\$ 79,000	\$ 161,000	\$ 161,000	\$ 1,075,000	\$ 900,000	\$ -

Fiscal Notes: This project covers WQ1 in the Stormwater Management Plan.

TOTAL FUNDING SOURCES: \$2,376,000
FUTURE FUNDING REQUIREMENTS: \$0



STORMWATER CAPITAL PROJECT OR PROGRAM

SANDY COVE PARK RIVERBANK RESTORE. AND OUTFALL PROJECT

CIP Project ID: STM19003CIP
 Department: Stormwater
 Project Status: Design
 Project Location: Sandy Cove Park
 Project Contact: Jeff Hamlin

Previously Spent: \$419,364
 Current Project Budget: \$5,919,364
 Original Budget at CIP Inception: \$850,000

Years Project in CIP: 5

Contact Email: jhamlin@snoqualmiewa.gov

Project Description:

This project will stabilize the Snoqualmie River bank and prevent further erosion at Sandy Cove Park. Furthermore, this project will reconstruct the outfall at King Street and Falls Avenue which is undersized.

Photo or Map:



Community Impact:

The intent of this project is to stabilize the Snoqualmie River bank, prevent the river from carving a new channel that may in the future endanger important City assets such as SR 202, and protect Sandy Cove Park presently from further erosion. This work is consistent with ongoing plans for the Riverwalk Project.

Operating Impact:

This project is not expected to impact the operating budget.

Budget:

Project Activities	% of Budg.	Total Activity Budget	Previously Spent	2023	2024	2025	2026	2027	2028	2029 or Beyond
Analysis	0%	\$ -	\$ -	\$ -	\$ -	\$ -	\$ -	\$ -	\$ -	\$ -
Design	7%	\$ 419,364	\$ 419,364	\$ -	\$ -	\$ -	\$ -	\$ -	\$ -	\$ -
Construction	62%	\$ 3,641,281	\$ -	\$ 555,969	\$ 2,074,786	\$ 1,010,526	\$ -	\$ -	\$ -	\$ -
Const. Manage	10%	\$ 601,218	\$ -	\$ -	\$ 311,218	\$ 290,000	\$ -	\$ -	\$ -	\$ -
Contingency	14%	\$ 804,957	\$ -	\$ -	\$ 414,957	\$ 390,000	\$ -	\$ -	\$ -	\$ -
Art	0%	\$ -	\$ -	\$ -	\$ -	\$ -	\$ -	\$ -	\$ -	\$ -
Labor	4%	\$ 251,805	\$ -	\$ 25,031	\$ 132,300	\$ 94,474	\$ -	\$ -	\$ -	\$ -
Other	3%	\$ 200,739	\$ -	\$ -	\$ 103,739	\$ 97,000	\$ -	\$ -	\$ -	\$ -
TOTAL	100%	\$ 5,919,364	\$ 419,364	\$ 581,000	\$ 3,037,000	\$ 1,882,000	\$ -	\$ -	\$ -	\$ -
Operating		\$ -		\$ -	\$ -	\$ -	\$ -	\$ -	\$ -	\$ -

TOTAL PROJECT BUDGET: \$5,919,364

TOTAL OPERATING BUDGET: \$0

Anticipated Funding Mix:

Source	Total Sources	Previously Allocated	2023	2024	2025	2026	2027	2028
Utility Fees ("Rates")	\$ 3,169,364	\$ 419,364	\$ 290,500	\$ 1,518,500	\$ 941,000	\$ -	\$ -	\$ -
Grants	\$ 2,750,000	\$ -	\$ 290,500	\$ 1,518,500	\$ 941,000	\$ -	\$ -	\$ -
TOTAL	\$ 5,919,364	\$ 419,364	\$ 581,000	\$ 3,037,000	\$ 1,882,000	\$ -	\$ -	\$ -

Fiscal Notes: This project covers DR6 in the Stormwater Management Plan.

TOTAL FUNDING SOURCES: \$5,919,364
 FUTURE FUNDING REQUIREMENTS: \$0



UTILITIES CAPITAL PROJECT OR PROGRAM

SR 202 BRIDGE UTILITY MAIN REPLACEMENT PROJECT

CIP Project ID:	UTL22001CIP	Previously Spent:	\$0
Department:		Current Project Budget:	\$3,915,000
Project Status:	Pre-Design	Original Budget at CIP Inception:	\$313,982
Project Location:	SR 202 Bridge over the Snoqualmie River	Years Project in CIP:	4
Project Contact:	Jeff Hamlin	Contact Email:	jhamlin@snoqualmiewa.gov

Project Description:

This project replaces water and sewer mains currently affixed to the SR 202 Snoqualmie River Bridge with new, larger diameter mains that will be directionally drilled across the river.

Photo or Map:



Community Impact:

Because of bridge weight limitations, the Washington State Department of Transportation (WSDOT) has restricted the size of mains across the SR 202 Bridge. In order to meet future growth projections, improve system reliability, and reduce risks, the City of Snoqualmie will need to install larger diameter mains across the Snoqualmie River.

Operating Impact:

This project is not expected to significantly impact the operating budget.

Budget:

Project Activities	% of Budg.	Total Activity Budget	Previously Spent	2023	2024	2025	2026	2027	2028	2029 or Beyond
Analysis	0%	\$ -	\$ -	\$ -	\$ -	\$ -	\$ -	\$ -	\$ -	\$ -
Design	22%	\$ 847,250	\$ -	\$ -	\$ -	\$ 66,491	\$ 496,413	\$ 110,871	\$ 173,476	\$ -
Construction	48%	\$ 1,895,646	\$ -	\$ -	\$ -	\$ -	\$ -	\$ 739,137	\$ 1,156,509	\$ -
Const. Manage	7%	\$ 284,347	\$ -	\$ -	\$ -	\$ -	\$ -	\$ 110,871	\$ 173,476	\$ -
Contingency	13%	\$ 491,710	\$ -	\$ -	\$ -	\$ 13,298	\$ 99,283	\$ 147,827	\$ 231,302	\$ -
Art	0%	\$ -	\$ -	\$ -	\$ -	\$ -	\$ -	\$ -	\$ -	\$ -
Labor	8%	\$ 301,265	\$ -	\$ -	\$ -	\$ 4,211	\$ 38,305	\$ 116,338	\$ 142,411	\$ -
Other	2%	\$ 94,782	\$ -	\$ -	\$ -	\$ -	\$ -	\$ 36,957	\$ 57,825	\$ -
TOTAL	100%	\$ 3,915,000	\$ -	\$ -	\$ -	\$ 84,000	\$ 634,000	\$ 1,262,000	\$ 1,935,000	\$ -
Operating		\$ -	\$ -	\$ -	\$ -	\$ -	\$ -	\$ -	\$ -	\$ -

TOTAL PROJECT BUDGET: \$3,915,000

TOTAL OPERATING BUDGET: \$0

Anticipated Funding Mix:

Source	Total Sources	Previously Allocated	2023	2024	2025	2026	2027	2028
Gen. Fac. Charges (GFC)	\$ 3,523,500	\$ -	\$ -	\$ -	\$ 75,600	\$ 570,600	\$ 1,135,800	\$ 1,741,500
Contribution in Aid of Construction (CIAC)	\$ 391,500	\$ -	\$ -	\$ -	\$ 8,400	\$ 63,400	\$ 126,200	\$ 193,500
TOTAL	\$ 3,915,000	\$ -	\$ -	\$ -	\$ 84,000	\$ 634,000	\$ 1,262,000	\$ 1,935,000

Fiscal Notes: This project covers SM5 and SM6 in the preliminary General Sewer Plan.

TOTAL FUNDING SOURCES: \$3,915,000

FUTURE FUNDING REQUIREMENTS: \$0



WATER CAPITAL PROJECT OR PROGRAM

599 ZONE RESERVOIR ADDITION PROJECT

CIP Project ID: TBD
 Department: Water
 Project Status: Pre-Design
 Project Location: 1040 Zone
 Project Contact: Jeff Hamlin

Previously Spent: \$0
 Current Project Budget: \$4,117,000
 Original Budget at CIP Inception: \$4,821,632

Years Project in CIP: 1

Contact Email: jhamlin@snoqualmiewa.gov

Project Description:

This project will construct a 1.6 MG reservoir in the 599 Zone. It is assumed that the reservoir will be constructed on the north side of the Snoqualmie River near the Mill Site. It is anticipated that this project will be partially developer funded.

Photo or Map:



Community Impact:

The intent of this project is to ensure that the 599 Zone has sufficient storage capacity for the 20-year planning period.

Operating Impact:

This project is not expected to significantly impact the operating budget.

Budget:

Project Activities	% of Budg.	Total Activity Budget	Previously Spent	2023	2024	2025	2026	2027	2028	2029 or Beyond
Analysis	1%	\$ 45,571	\$ -	\$ -	\$ -	\$ 45,571	\$ -	\$ -	\$ -	\$ -
Design	3%	\$ 126,052	\$ -	\$ -	\$ -	\$ -	\$ 126,052	\$ -	\$ -	\$ -
Construction	62%	\$ 2,563,174	\$ -	\$ -	\$ -	\$ -	\$ -	\$ 1,115,319	\$ 1,447,854	\$ -
Const. Manage	9%	\$ 384,476	\$ -	\$ -	\$ -	\$ -	\$ -	\$ 167,298	\$ 217,178	\$ -
Contingency	13%	\$ 537,845	\$ -	\$ -	\$ -	\$ -	\$ 25,210	\$ 223,064	\$ 289,571	\$ -
Art	0%	\$ -	\$ -	\$ -	\$ -	\$ -	\$ -	\$ -	\$ -	\$ -
Labor	8%	\$ 331,724	\$ -	\$ -	\$ -	\$ 2,429	\$ 9,738	\$ 158,553	\$ 161,004	\$ -
Other	3%	\$ 128,159	\$ -	\$ -	\$ -	\$ -	\$ -	\$ 55,766	\$ 72,393	\$ -
TOTAL	100%	\$ 4,117,000	\$ -	\$ -	\$ -	\$ 48,000	\$ 161,000	\$ 1,720,000	\$ 2,188,000	\$ -
Operating		\$ -		\$ -	\$ -	\$ -	\$ -	\$ -	\$ -	\$ -

TOTAL PROJECT BUDGET: \$4,117,000

TOTAL OPERATING BUDGET: \$0

Anticipated Funding Mix:

Source	Total Sources	Previously Allocated	2023	2024	2025	2026	2027	2028
Gen. Fac. Charges (GFC)	\$ 2,058,500	\$ -	\$ -	\$ -	\$ 24,000	\$ 80,500	\$ 860,000	\$ 1,094,000
Contribution in Aid of Construction (CIAC)	\$ 2,058,500	\$ -	\$ -	\$ -	\$ 24,000	\$ 80,500	\$ 860,000	\$ 1,094,000
TOTAL	\$ 4,117,000	\$ -	\$ -	\$ -	\$ 48,000	\$ 161,000	\$ 1,720,000	\$ 2,188,000

Fiscal Notes: This project covers F12 in the preliminary Water System Plan.

TOTAL FUNDING SOURCES: \$4,117,000
FUTURE FUNDING REQUIREMENTS: \$0



WATER CAPITAL PROJECT OR PROGRAM

SOURCE OF SUPPLY IMPROVEMENT PROJECT

CIP Project ID: WAT17001CIP

Previously Spent: \$388,644

Department: Water

Current Project Budget: \$2,622,644

Project Status: Other

Original Budget at CIP Inception: \$834,144

Project Location: Multiple Locations

Years Project in CIP: 4

Project Contact: Jeff Hamlin

Contact Email: jhamlin@snoqualmiewa.gov

Project Description:

This project will study methods to procure an additional source(s) of water supply and/or increase the capacity of existing sources, including but not limited to, the implementation of an Aquifer Storage and Recovery (ASR) program. Following the study, the City intends to implement the recommendations as specified and with Council approval.

Photo or Map:



Community Impact:

The intent of this project to ensure that the City has sufficient water supply to accommodate projected growth during the 20-year planning period.

Operating Impact:

Once a new water source has been identified and brought online, the City of Snoqualmie will incur additional operating and maintenance costs.

Budget:

Project Activities	% of Budg.	Total Activity Budget	Previously Spent	2023	2024	2025	2026	2027	2028	2029 or Beyond
Analysis	40%	\$ 1,045,062	\$ 388,644	\$ 656,418	\$ -	\$ -	\$ -	\$ -	\$ -	\$ -
Design	8%	\$ 204,886	\$ -	\$ -	\$ 102,784	\$ 102,102	\$ -	\$ -	\$ -	\$ -
Construction	33%	\$ 865,780	\$ -	\$ -	\$ -	\$ -	\$ 865,780	\$ -	\$ -	\$ -
Const. Manage	5%	\$ 129,867	\$ -	\$ -	\$ -	\$ -	\$ 129,867	\$ -	\$ -	\$ -
Contingency	8%	\$ 214,133	\$ -	\$ -	\$ 20,557	\$ 20,420	\$ 173,156	\$ -	\$ -	\$ -
Art	0%	\$ -	\$ -	\$ -	\$ -	\$ -	\$ -	\$ -	\$ -	\$ -
Labor	5%	\$ 119,627	\$ -	\$ 29,582	\$ 5,659	\$ 6,478	\$ 77,908	\$ -	\$ -	\$ -
Other	2%	\$ 43,289	\$ -	\$ -	\$ -	\$ -	\$ 43,289	\$ -	\$ -	\$ -
TOTAL	100%	\$ 2,622,644	\$ 388,644	\$ 686,000	\$ 129,000	\$ 129,000	\$ 1,290,000	\$ -	\$ -	\$ -
Operating		\$ -		\$ -	\$ -	\$ -	\$ -	\$ -	\$ -	\$ -

TOTAL PROJECT BUDGET: \$2,622,644

TOTAL OPERATING BUDGET: \$0

Anticipated Funding Mix:

Source	Total Sources	Previously Allocated	2023	2024	2025	2026	2027	2028
Utility Fees ("Rates")	\$ 388,644	\$ 388,644	\$ -	\$ -	\$ -	\$ -	\$ -	\$ -
Gen. Fac. Charges (GFC)	\$ 1,819,301	\$ -	\$ 558,657	\$ 105,054	\$ 105,054	\$ 1,050,536	\$ -	\$ -
Contribution in Aid of Construction (CIAC)	\$ 414,699	\$ -	\$ 127,343	\$ 23,946	\$ 23,946	\$ 239,464	\$ -	\$ -
TOTAL	\$ 2,622,644	\$ 388,644	\$ 686,000	\$ 129,000	\$ 129,000	\$ 1,290,000	\$ -	\$ -

Fiscal Notes: This project covers M1 and M2 in the preliminary Water System Plan. TOTAL FUNDING SOURCES: \$2,622,644

FUTURE FUNDING REQUIREMENTS: \$0



WATER CAPITAL PROJECT OR PROGRAM

SNOQUALMIE MILL WATER MAIN LOOP PROJECT

CIP Project ID: TBD
 Department: Water
 Project Status: Other
 Project Location: Snoqualmie Mill
 Project Contact: Jeff Hamlin

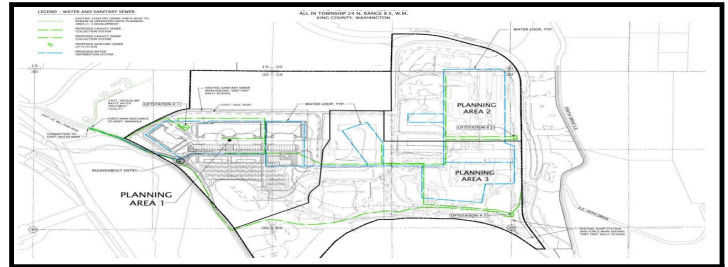
Previously Spent: \$0
 Current Project Budget: \$6,803,000
 Original Budget at CIP Inception: \$6,339,610
 Contact Email: jhamlin@snoqualmiewa.gov

Years Project in CIP: 1

Project Description:

This project will install approximately 11,800 linear feet of 16-inch diameter water main from the intersection of SE Reinig Road and 396th Drive SE to the intersection of Snoqualmie Parkway and SR 202. The project will also include a water main bored under the river in the vicinity of the SR 202 Bridge.

Photo or Map:



Community Impact:

The intent of this project is to install water mains to supply the proposed Snoqualmie Mill Development. For redundancy and to improve the water system's transmission capacity, the water main constructed to supply the Snoqualmie Mill will be looped on the north side of the Snoqualmie River to reduce friction head losses in the old Town Center system.

Operating Impact:

This project may impact the operating budget, but the magnitude of the impact is unknown at this time.

Budget:

Project Activities	% of Budg.	Total Activity Budget	Previously Spent	2023	2024	2025	2026	2027	2028	2029 or Beyond
Analysis	2%	\$ 151,173	\$ -	\$ 151,173	\$ -	\$ -	\$ -	\$ -	\$ -	\$ -
Design	5%	\$ 325,899	\$ -	\$ -	\$ 325,899	\$ -	\$ -	\$ -	\$ -	\$ -
Construction	62%	\$ 4,225,946	\$ -	\$ -	\$ -	\$ 3,793,056	\$ 432,890	\$ -	\$ -	\$ -
Const. Manage	9%	\$ 633,892	\$ -	\$ -	\$ -	\$ 568,958	\$ 64,934	\$ -	\$ -	\$ -
Contingency	13%	\$ 910,369	\$ -	\$ -	\$ 65,180	\$ 758,611	\$ 86,578	\$ -	\$ -	\$ -
Art	0%	\$ -	\$ -	\$ -	\$ -	\$ -	\$ -	\$ -	\$ -	\$ -
Labor	5%	\$ 344,424	\$ -	\$ 6,827	\$ 17,921	\$ 280,722	\$ 38,954	\$ -	\$ -	\$ -
Other	3%	\$ 211,297	\$ -	\$ -	\$ -	\$ 189,653	\$ 21,645	\$ -	\$ -	\$ -
TOTAL	100%	\$ 6,803,000	\$ -	\$ 158,000	\$ 409,000	\$ 5,591,000	\$ 645,000	\$ -	\$ -	\$ -
Operating		\$ -		\$ -	\$ -	\$ -	\$ -	\$ -	\$ -	\$ -

TOTAL PROJECT BUDGET: \$6,803,000

TOTAL OPERATING BUDGET: \$0

Anticipated Funding Mix:

Source	Total Sources	Previously Allocated	2023	2024	2025	2026	2027	2028
Gen. Fac. Charges (GFC)	\$ 2,040,900	\$ -	\$ 47,400	\$ 122,700	\$ 1,677,300	\$ 193,500	\$ -	\$ -
Contribution in Aid of Construction (CIAC)	\$ 4,762,100	\$ -	\$ 110,600	\$ 286,300	\$ 3,913,700	\$ 451,500	\$ -	\$ -
TOTAL	\$ 6,803,000	\$ -	\$ 158,000	\$ 409,000	\$ 5,591,000	\$ 645,000	\$ -	\$ -

Fiscal Notes: This project covers WM12 in the preliminary Water System Plan.

TOTAL FUNDING SOURCES: \$6,803,000
 FUTURE FUNDING REQUIREMENTS: \$0



SEWER CAPITAL PROJECT OR PROGRAM

WATER RECLAMATION FACILITY IMPROVEMENTS - PHASE 3


CIP Project ID: TBD
 Department: Sewer
 Project Status: Design
 Project Location: 34190 SE Mill Pond Road
 Project Contact: Jeff Hamlin

Previously Spent: \$532,217
 Current Project Budget: \$15,262,217
 Original Budget at CIP Inception: \$12,577,470
 Years Project in CIP: 1
 Contact Email: jhamlin@snoqualmiewa.gov

Project Description:

This project will convert two existing oxidation ditches into plug flow reactors (i.e., activated sludge basins), upgrade the Kimball Creek Lift Station, replace and outfit one of the clarifiers with necessary components upgrades, and install a new grit removal system.

Photo or Map:



Community Impact:

The intent of this project is to increase the capacity of the biological treatment process for handling current and projected flow and loading conditions, reduce excessive flow cycling and spikes, replace drive units nearing the end of their expected service life, and replace a rapidly deteriorating grit removal system.

Operating Impact:

This project is not expected to impact the operating budget.

Budget:

Project Activities	% of Budg.	Total Activity Budget	Previously Spent	2023	2024	2025	2026	2027	2028	2029 or Beyond
Analysis	0%	\$ -	\$ -	\$ -	\$ -	\$ -	\$ -	\$ -	\$ -	\$ -
Design	5%	\$ 767,217	\$ 532,217	\$ 235,000	\$ -	\$ -	\$ -	\$ -	\$ -	\$ -
Construction	65%	\$ 9,926,461	\$ -	\$ 1,749,342	\$ 7,245,647	\$ 931,472	\$ -	\$ -	\$ -	\$ -
Const. Manage	10%	\$ 1,488,969	\$ -	\$ 262,401	\$ 1,086,847	\$ 139,721	\$ -	\$ -	\$ -	\$ -
Contingency	13%	\$ 1,985,292	\$ -	\$ 349,868	\$ 1,449,129	\$ 186,294	\$ -	\$ -	\$ -	\$ -
Art	0%	\$ -	\$ -	\$ -	\$ -	\$ -	\$ -	\$ -	\$ -	\$ -
Labor	4%	\$ 597,954	\$ -	\$ 120,921	\$ 408,094	\$ 68,939	\$ -	\$ -	\$ -	\$ -
Other	3%	\$ 496,323	\$ -	\$ 87,467	\$ 362,282	\$ 46,574	\$ -	\$ -	\$ -	\$ -
TOTAL	100%	\$ 15,262,217	\$ 532,217	\$ 2,805,000	\$ 10,552,000	\$ 1,373,000	\$ -	\$ -	\$ -	\$ -
Operating		\$ -	\$ -	\$ -	\$ -	\$ -	\$ -	\$ -	\$ -	\$ -

TOTAL PROJECT BUDGET: \$15,262,217

TOTAL OPERATING BUDGET: \$0

Anticipated Funding Mix:

Source	Total Sources	Previously Allocated	2023	2024	2025	2026	2027	2028
Utility Fees ("Rates")	\$ 1,634,813	\$ 532,217	\$ -	\$ 1,102,596	\$ -	\$ -	\$ -	\$ -
Gen. Fac. Charges (GFC)	\$ 9,807,800	\$ -	\$ 2,018,032	\$ 6,801,976	\$ 987,792	\$ -	\$ -	\$ -
Contribution in Aid of Construction (CIAC)	\$ 3,819,604	\$ -	\$ 786,968	\$ 2,647,428	\$ 385,208	\$ -	\$ -	\$ -
TOTAL	\$ 15,262,217	\$ 532,217	\$ 2,805,000	\$ 10,552,000	\$ 1,373,000	\$ -	\$ -	\$ -

Fiscal

This project covers F1, F5, F8, and WW1 in the General Sewer Plan.

TOTAL FUNDING SOURCES: \$15,262,217

Notes:

FUTURE FUNDING REQUIREMENTS: \$0



WATER CAPITAL PROJECT OR PROGRAM

ENTERPRISE RESOURCE PLANNING SYSTEM REPLACEMENT PROJECT

CIP Project ID: TBD
 Department: Finance
 Project Status: Other
 Project Location: City Hall
 Project Contact: Robert Hamud

Previously Spent: \$0
 Current Project Budget: \$150,000
 Original Budget at CIP Inception: \$0
 Years Project in CIP: 0
 Contact Email: rhamud@snoqualmiewa.gov

Project Description:

This project will provide partial funding for the replacement of the Enterprise Resource Planning (ERP) system which is used to maintain the accounting, human resources, payroll, and utility billing records of the City.

Photo or Map:



Community Impact:

The current Enterprise Resource Planning (ERP) has exceeded the end of its lifecycle and can no longer handle the complexities of the City after tremendous growth over the past decade.

Operating Impact:

This project may impact the operating budget for the Finance Department, but the magnitude of the impact is unknown at this time.

Budget:

Project Activities	% of Budg.	Total Activity Budget	Previously Spent	2023	2024	2025	2026	2027	2028	2029 or Beyond
Analysis	0%	\$ -	\$ -	\$ -	\$ -	\$ -	\$ -	\$ -	\$ -	\$ -
Design	0%	\$ -	\$ -	\$ -	\$ -	\$ -	\$ -	\$ -	\$ -	\$ -
Construction	0%	\$ -	\$ -	\$ -	\$ -	\$ -	\$ -	\$ -	\$ -	\$ -
Const. Manage	0%	\$ -	\$ -	\$ -	\$ -	\$ -	\$ -	\$ -	\$ -	\$ -
Contingency	0%	\$ -	\$ -	\$ -	\$ -	\$ -	\$ -	\$ -	\$ -	\$ -
Art	0%	\$ -	\$ -	\$ -	\$ -	\$ -	\$ -	\$ -	\$ -	\$ -
Labor	0%	\$ -	\$ -	\$ -	\$ -	\$ -	\$ -	\$ -	\$ -	\$ -
Other	100%	\$ 150,000	\$ -	\$ 150,000	\$ -	\$ -	\$ -	\$ -	\$ -	\$ -
TOTAL	100%	\$ 150,000	\$ -	\$ 150,000	\$ -	\$ -	\$ -	\$ -	\$ -	\$ -
Operating		\$ -		\$ -	\$ -	\$ -	\$ -	\$ -	\$ -	\$ -

TOTAL PROJECT BUDGET: \$150,000

TOTAL OPERATING BUDGET: \$0

Anticipated Funding Mix:

Source	Total Sources	Previously Allocated	2023	2024	2025	2026	2027	2028
Utility Fees ("Rates")	\$ 150,000	\$ -	\$ 150,000	\$ -	\$ -	\$ -	\$ -	\$ -
TOTAL	\$ 150,000	\$ -	\$ 150,000	\$ -	\$ -	\$ -	\$ -	\$ -

Fiscal

TOTAL FUNDING SOURCES: \$150,000

Notes:

FUTURE FUNDING REQUIREMENTS: \$0



ALTERNATIVE CAPITAL PROGRAMS OR PROJECTS

Of the many projects and programs proposed during the CIP development process, only those that are determined by the Mayor and Council to be most beneficial to the city and its residents are adopted and funded. Recognizing the value in those projects or programs that were not adopted in the CIP and the ever-changing needs of the city, these alternative projects are listed here to guide future CIP processes and provide substitute projects or programs for Council consideration should an adopted project or program become unnecessary or infeasible.

Alternative Capital Programs or Projects:

Program or Project Name	Program or Project Description	Total Est. Expenditures (In 2023 dollars)
SE North Bend Way Roundabout Project	This project would construct a roundabout at the intersection of Meadowbrook Way SE, 38th Ave. SE, and SE North Bend Way.	N/A
SR 202 & Meadowbrook Way Channelization Project	This project would rechannelize the intersection of Meadowbrook Way SE and Railroad Ave. (SR 202) to separate certain flows of traffic from main traffic lanes.	\$1.4 M
Town Center South Parking Project	This project would construct a parking lot off of Railroad Ave. SE between SE River St. and SE Newton St.	\$0.9 M
Town Center North Improvement Project	This project would repave or reconstruct Railroad Pl. and the related parking lot between SE Fir St. and SE Northern St., add a pedestrian activated signal and crosswalk on Railroad Ave. (SR 202), add gateway signage leading to Downtown, and construct drainage, landscape, and traffic calming measures.	\$2.4 M
Town Center Improvement Project - Phase IV	This project would reconstruct a portion of Railroad Ave. (SR 202) between Newton St. and Meadowbrook Way SE, improve and update sidewalks and parking access, replace and relocate utilities, improve street lighting and the streetscape, and introduce traffic calming measures.	N/A
SR 202 Kimball Creek Bridge Replacement Project	This project would replace the bridge that crosses Kimball Creek on Railroad Ave. (SR 202).	N/A
SR 202 Snoqualmie River Bridge Replacement Project	This project would replace the bridge that crosses the Snoqualmie River on Railroad Ave. (SR 202).	N/A
Northern St. Culvert Project (Transportation Portion)	This project would elevate a six-foot depression in the roadway of SE Northern St. that incurs regular flooding and replace current water passage facilities.	\$4.6 M

Ridge Marketplace Placemaking Project	This project would construct a red gateway arch over Center Blvd. SE, suspend lights across the street, and add banners, pedestrian benches, and additional flowering baskets to the streetscape.	\$0.5 M
Snoqualmie Parkway & SE 99th St. Improvement Project	This project would construct traffic and pedestrian improvements at the intersection of the Snoqualmie Parkway and SE 99th St.	N/A
SE 99th St. & I-90 Park and Ridge Project	This project would construct a regional King County Metro transit park and ride.	N/A
Riverwalk Pedestrian Bridge Project	This project would construct a pedestrian bridge that crosses the Snoqualmie River at the intersection of SE River St. and Park Ave. SE.	\$5.8 M
Centennial Park Improvements Project	This project would replace a portion of the outer fencing destroyed by elk herds, replace the backstop to three baseball diamonds, repair the picnic shelter, and repair drainage in the outfields.	\$0.7 M
Railroad Park Improvements Project	This project would resurface and replace sidewalks, replace lighting, restore landscaping, and upgrade the shelter.	\$1.3 M
Kimball Creek Village Trail Project	This project would construct a trail from Better Way SE to the Centennial Trail on Railroad Ave. (SR 202).	\$1.2 M
Steller Park Baseball Field Project	This project would make improves to the baseball field including the addition of an outfield fence.	\$0.2 M
Swenson Park Baseball Field Project	This project would replace the current dirt baseball diamond with a new synthetic infield and repair drainage in the outfield.	\$0.7 M
Jeanne Hansen Park Lights Project	This project would install lighting infrastructure to the athletic fields at Jeanne Hansen Park.	\$1.0 M
Lift Station Improvement Program	This program would install pump rails, flow meters, and bollards, as well as replace aging pumps and check valves across a number of lift stations where necessary.	\$0.9 M
Northern St. Culvert Project (Stormwater Portion)	This project would elevate a six-foot depression in the roadway of SE Northern St. that incurs regular flooding and replace current water passage facilities.	\$1.8 M

TOTAL = \$23.4 M

RESOLUTION NO. 1620**A RESOLUTION OF THE CITY OF SNOQUALMIE,
WASHINGTON APPROVING THE CITY OF
SNOQUALMIE 2023 TO 2028 CAPITAL
IMPROVEMENT PLAN (CIP).**

WHEREAS, on March 13, 2006, the Snoqualmie City Council adopted Resolution No. 777, Comprehensive Financial Management Policies (“Financial Policies”); and

WHEREAS, the City Council subsequently amended the Financial Policies twice, via Resolution Nos. 790 and 849; and

WHEREAS, the Financial Policies establish as a primary fiscal responsibility the preservation, maintenance and future improvement of the City’s capital facilities, equipment and assets; and

WHEREAS, to that end, the Financial Policies call for preparation of a Capital Investment Program/Plan or Capital Improvement Program/Plan (“CIP”), which identifies and prioritizes needed capital programs and projects and that is based upon and consistent with the Capital Facilities Element of the Comprehensive Plan; and

WHEREAS, the CIP is a financial planning document, and adoption of the CIP by itself does not obligate or bind the City of Snoqualmie to finance or complete any of the individual capital programs or projects contained in the plan; and

WHEREAS, the City Council desires to approve the Capital Improvement Plan for the years 2023-2028, and

NOW THEREFORE BE IT RESOLVED by the City Council of the City of Snoqualmie as follows:

Section 1. 2023-2028 Capital Improvement Plan Approved. The 2023-2028 CIP is hereby approved, to reflect programs and projects shown in Exhibit A, hereto for the years 2023-2028.

Section 2. CIP Approved Not Budget Appropriation. The approval of the CIP for the years 2023 to 2028, as provided for in Sections 1 above, shall not constitute a budget appropriation. The Administration and staff may solicit grants, responses to requests for qualification and requests for quotations / bids, and take such other steps as necessary or prudent to implement the projects on the CIP for the years 2023-2024, as part of the proposed 2023-2024 biennial budget, and to present to the City Council such further contracts, authorizations and appropriations as may be required by applicable law in order to acquire, design and/or construct said projects.

PASSED AND ADOPTED by the City Council of the City of Snoqualmie, Washington, this ____ day of August 2022.

Katherine Ross, Mayor

ATTEST:

Deborah Estrada, City Clerk

Approved as to form:

Bob C. Sterbank, City Attorney