



## PUBLIC SAFETY COMMITTEE & COMMITTEE OF THE WHOLE HYBRID MEETING

Tuesday, September 05, 2023, at 5:00 PM

Snoqualmie City Hall, 38624 SE River Street & Zoom

---

### COMMITTEE MEMBERS

Chair: Cara Christensen

Councilmembers: Ethan Benson and Rob Wotton

*This meeting will be conducted in person and remotely using teleconferencing technology provided by Zoom.*

**Join by Telephone:** To listen to the meeting via telephone, please call **253.215.8782** and enter

Webinar ID **836 4577 2692** and Password **1700040121** if prompted.

Press \*9 to raise your hand to speak. Raising your hand signals the meeting moderator that you have a comment.

Press \*6 to mute and unmute.

**Join by Internet:** To watch the meeting over the internet via your computer, follow these steps:

- 1) Click this [link](#)
- 2) If the Zoom app is not installed on your computer, you will be prompted to download it.
- 3) If prompted for Webinar ID, enter **836 4577 2692**; Enter Password **1700040121**
- 4) Please confirm that your audio works prior to participating.

---

### CALL TO ORDER & ROLL CALL

### AGENDA APPROVAL

### PUBLIC COMMENTS

### MINUTES

1. Approval of the minutes dated August 7, 2023.

### AGENDA BILLS

### DISCUSSION

2. Fire Department 2023 Q2 Accreditation Report
3. Fire Department Strategic Plan Update
4. Police Staffing Update

### NEW BUSINESS

### ITEMS FOR FUTURE DISCUSSION

### ADJOURNMENT



## PUBLIC SAFETY COMMITTEE REGULAR HYBRID MEETING MINUTES

Monday, August 7, 2023

Snoqualmie City Hall, 38624 SE River Street & Zoom

### CALL TO ORDER & ROLL CALL

Chair Christensen called the meeting to order at 5:00 PM

**Committee Members:** Chair Cara Christensen and Councilmembers Rob Wotton and Ethan Benson.

Mayor Katherine Ross (remote) was also present.

#### City Staff:

Mike Bailey, Interim Fire Chief; Brian Lynch, Interim Police Chief; Deana Dean, City Clerk; Michael Liebetrau, Police Evidence and Records Technician; and Jimmie Betts, IT Support.

**AGENDA APPROVAL:** The agenda was approved as presented.

**PUBLIC COMMENTS:** There were no public comments.

### MINUTES

1. Meeting minutes dated July 17, 2023, were approved as presented.

### AGENDA BILLS

### DISCUSSION

2. Issaquah Jail Pricing: Interim Chief Lynch spoke to Issaquah Jails proposal to increase rates as of January 1, 2024. Rates have not gone up since January 2022. Discussion followed.
3. Internet Crimes Against Children (ICAC) Task Force: Interim Chief Lynch spoke to the task force which is headed by the Seattle Police Department. Chief provided a background on the task force noting the goal is to become an active member. Discussion followed.

### NEW BUSINESS

### ITEMS FOR FUTURE DISCUSSION

### ADJOURNMENT

The meeting was adjourned at 5:24 pm.

*Minutes taken by Deana Dean, City Clerk.*

*Recorded meeting audio is available on the City website after the meeting.*

*Minutes approved at the \_\_\_\_\_ Public Safety Committee Meeting*

CITY OF SNOQUALMIE  
FIRE DEPARTMENT

# QUARTERLY REPORT

PERFORMANCE FROM  
APRIL - JUNE 2023



# ABOUT

THE SNOQUALMIE FIRE DEPARTMENT IS A DEDICATED GROUP OF COMMUNITY SERVANTS COMMITTED TO CONTINUOUS IMPROVEMENT AND EXCELLENCE.

The Snoqualmie Fire Department serves the residents and visitors to the City of Snoqualmie and surrounding area. The department responds to over 1,300 incidents per year from its centrally located fire station. The department is staffed with fourteen career firefighter/EMTs and sixteen volunteer EMS or fire responders.

The Department is one of seven accredited fire departments in the State of Washington, and the only volunteer / career fire department. Across the United States there are 301 accredited agencies that cover 12% of the US population. Only 1% of the Nation's fire departments are accredited. Snoqualmie will be re-applying for accreditation in late 2023, with a hearing date set for March of 2024.





# WORK PLAN

APRIL - JUNE 2023

This section tracks the progress on the Department's Work Plan. This section is derived from the Department's strategic plan and other Mayoral and Council priorities. The work plan is not a daily work tracker, rather it focuses on the highly important and overarching community driven goals. The work plan is a living document, but designed to accomplish goals in a strategic and efficient manner.

Completed

In progress

Scheduled in  
future qtr.

Paused

	GOAL	STATUS
	Obj. 1A2: Identify and gain city council approval for new revenue stream(s)	Completed <ul style="list-style-type: none"> <li>Council adopted Increased transport fee</li> <li>Council adopted GEMT program to start 2022</li> </ul>
	Obj. 3A1: Support our community partners (schools, homeowners' associations, businesses and civic groups) by providing disaster/business continuity education, CPR/1st Aid classes & fire safety/extinguisher training.	Completed <ul style="list-style-type: none"> <li>Following public health guidance, educational classes for the community were restarted 2nd quarter 2022</li> </ul>
	Obj. 3B3: Increase sharing of resources, equipment and administration regionally	Completed <ul style="list-style-type: none"> <li>Holding a joint volunteer firefighter recruit academy with Fall City.</li> <li>Shared staffing program continuation</li> <li>Established morning operational call with neighboring agencies</li> <li>Policy sharing Knox keys with Fall City and ESFR</li> </ul>
	Obj. 3B1: Improve interagency-interdisciplinary (Law Enforcement, Emergency Management, Private ambulance, Search & Rescue) radio communication interoperability	Ongoing <ul style="list-style-type: none"> <li>PSERN moving forward (new countywide digital radio system) Set for 4th qtr 2022.</li> <li>PSERN project delayed until mid 2023 by PSERN project administration.</li> <li>PSERN project Completed</li> </ul>

# WORK PLAN

CONTINUED

	GOAL	STATUS
	Obj. 2C1: Explore the feasibility, models and cost effectiveness of using part-time paid staffing	Ongoing <ul style="list-style-type: none"> <li>Requested funding in 2023-2024 budget. Was not included as decision package for final budget.</li> <li>Assigned to DC Bailey's workplan for 2023 to explore and make a recommendation</li> </ul>
	Obj 3C.1: Engage in local business "welcome Wagon" programs to prove intro to fire dept services and business training classes available.	Moved to 2024
	Obj. 2A1: Create a fire development standard to provide builders and developers with specific fire protection guidance and requirements during the design phase.	Moved to 2024
	Obj. 1C1: Secure additional staff for a dedicated full time basic life support (BLS) transport unit.	Paused. No support for additional staffing at this time.
	Obj. 1C4: Obtain a light duty fire suppression rapid response vehicle.	Paused to focus on ladder truck and engine replacement.
	Obj. 2B4: Explore development of a regional fire authority with willing local partners.	Paused <ul style="list-style-type: none"> <li>Multiple meetings with Fall City in previous years has not realized this goal.</li> <li>Little interest from Council to pursue at this time.</li> <li>Goal will be re-evaluated during next strategic plan period.</li> </ul>

# WORK PLAN

CONTINUED

	GOAL	STATUS
	Obj: Hold a workshop with Public Safety Committee in 4th qtr 2024 to review objectives from previous strategic plan and provide recomendtation for continuation of plan 2023-2025	<ul style="list-style-type: none"><li>• Begin discussions with PSC Chair regarding need.</li></ul>

# INCIDENTS

2023

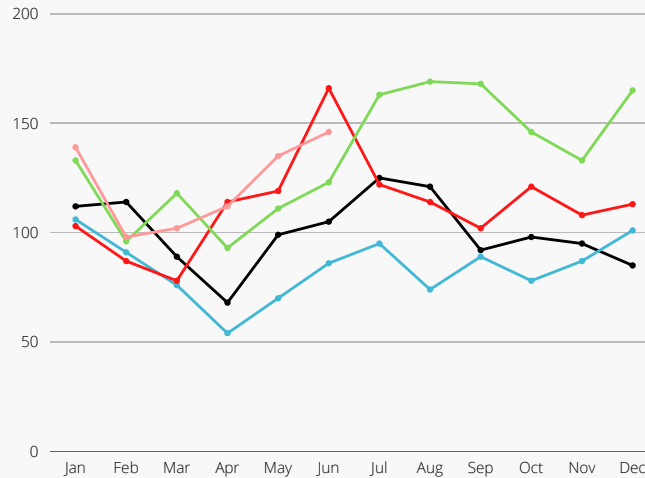
## Incidents Per Month

2022

2021

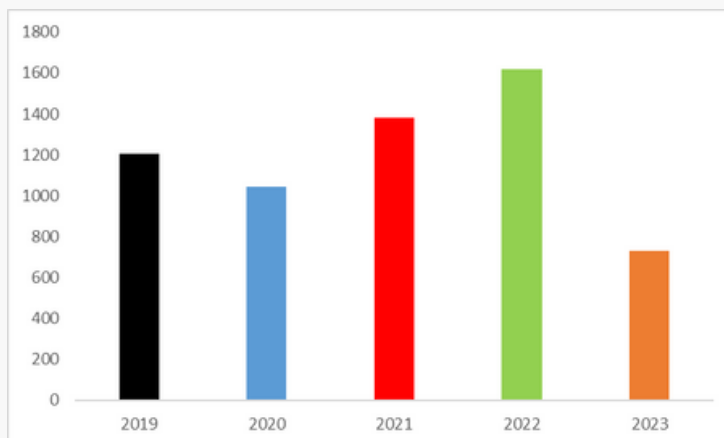
2020

2019



Year	Jan	Feb	Mar	Apr	May	Jun	Jul	Aug	Sep	Oct	Nov	Dec
2019	112	114	89	68	99	105	125	121	92	98	95	85
2020	106	91	76	54	70	86	95	74	89	78	87	101
2021	103	87	78	114	119	166	122	114	102	121	108	113
2022	133	96	118	93	111	123	163	169	168	146	133	165
2023	139	98	102	112	135	146						

## Incidents Per Year



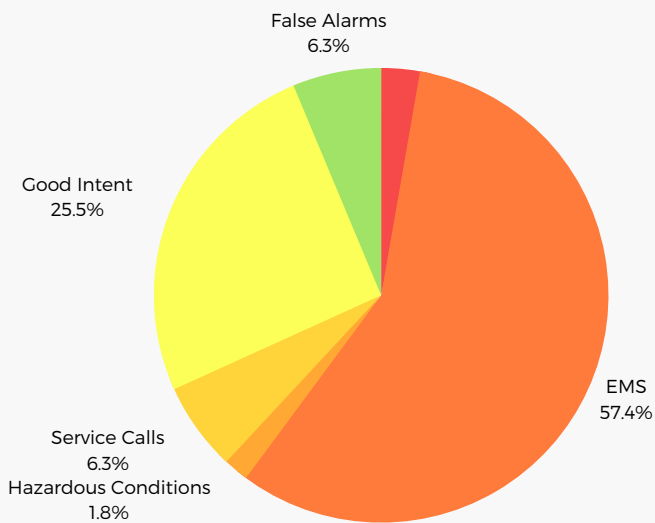
2019	2020	2021	2022	2023
1203	1044	1380	1611	732



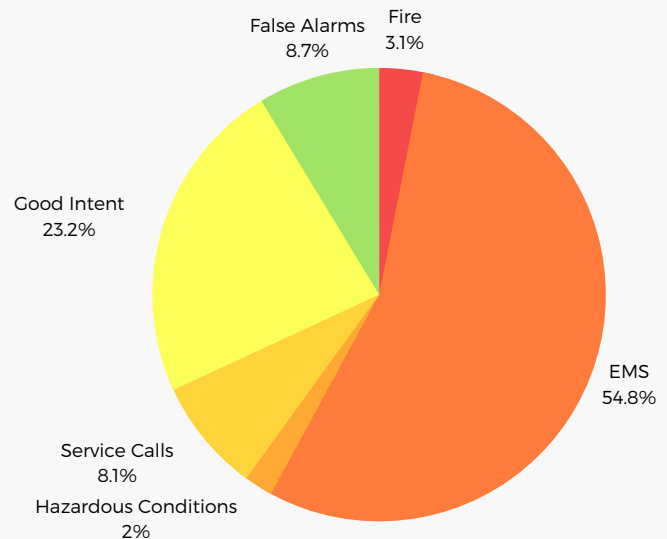
# INCIDENTS

CONTINUED

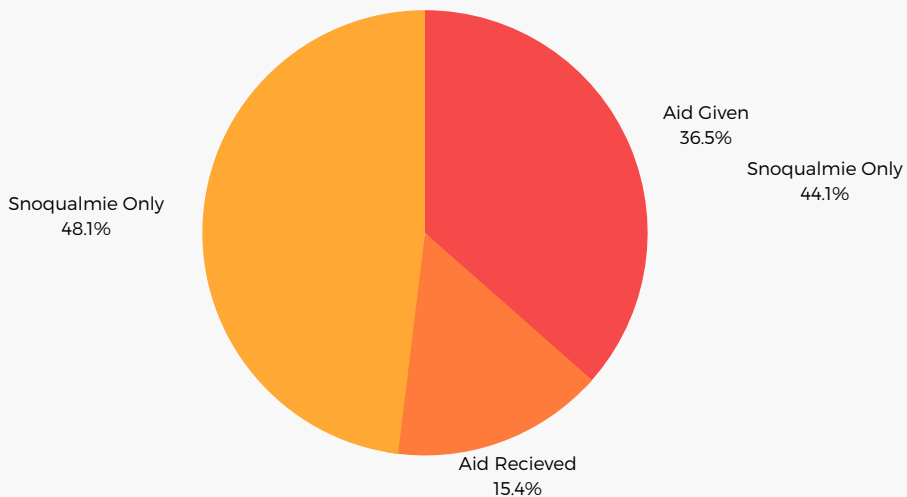
2023 Total Annual Incidents by type



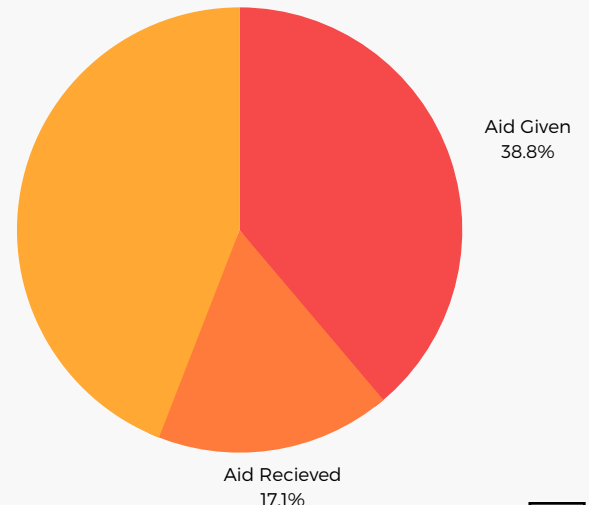
2022 Total Annual Incidents by type



2023 Annual Mutual Aid Given/Received



2022 Annual Mutual Aid Given/Received



# PERFORMANCE MEASURES

APRIL - JUNE 2023

The fire department tracks multiple performance measures to evaluate the agency's response to calls for service in our jurisdiction. These measures are compiled quarterly, and are compared to the previous year's data to look for trends and areas of improvement. Two of the performance measures that are evaluated are turnout times and travel times.

Turnout time is the time from when the call is received by the station to when the unit goes en-route. This time is influenced by factors such as location of personnel within the station, time of day, and whether the crew needs to don protective gear before responding.

Travel time is the amount of time it takes the unit to arrive on scene after leaving the station. This time is influenced by factors such as distance from the station, traffic patterns and weather conditions.

# PERFORMANCE MEASURES

## TURNOUT TIME

### APPARATUS TURNOUT TIMES 2023

	Jan 23	Feb 23	Mar 23	Apr 23	May 23	Jun 23	Jul 23	Aug 23	Sep 23	Oct 23	Nov 23	Dec 23	Total
0:0-0:29	31	17	12	9	27	22							118
0:30-0:59	48	30	32	45	44	52							251
1:00-1:29	27	38	32	36	36	46							215
1:30-1:59	19	7	11	12	18	11							78
2:00-2:59	4	2	4	1	0	1							12

### 90TH PERCENTILE (MM:SS)

Quarter	2021	2022	2023
1st Qtr	1:44	1:38	1:36
2nd Qtr	1:37	1:36	1:33
3rd Qtr	1:35	1:39	
4th Qtr	1:37	1:39	

# PERFORMANCE MEASURES

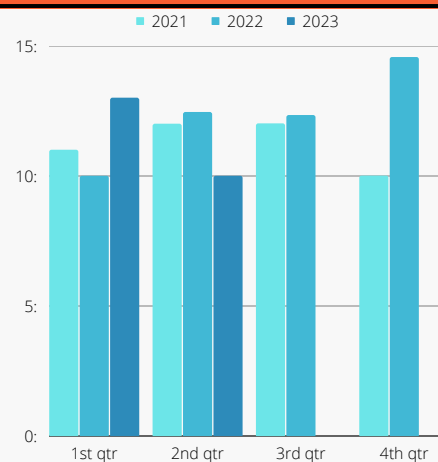
## TRAVEL TIME

### APPARATUS TRAVEL TIMES 2023

	Jan 23	Feb 23	Mar 23	Apr 23	May 23	Jun 23	Jul 23	Aug 23	Sep 23	Oct 23	Nov 23	Dec 23	Total
0:00-3:59	30	30	17	19	17	25							138
4:00-7:59	45	35	41	21	29	32							203
8:00-11:59	17	7	9	4	8	6							51
12:00-15:59	5	3	7	0	2	5							22
16:00-19:59	3	7	1	0	1	2							14
20:00-23:59	0	1	1	0	0	1							3

### 90TH PERCENTILE (MM:SS)

Quarter	2021	2022	2023
1st Qtr	11:13	10:55	13:38
2nd Qtr	12:15	12:45	10:32
3rd Qtr	12:13	12:32	
4th Qtr	10:44	14:55	



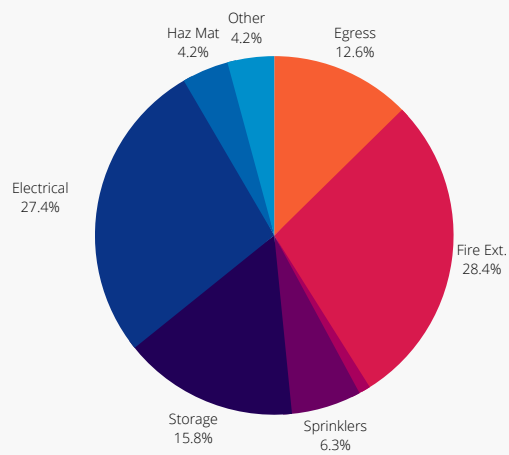
# FIRE INSPECTIONS

## APRIL - JUNE

Beginning in 2017 the fire department began performing the majority of the fire and life safety inspections for businesses in the city. The building department has the overall responsibility and handles the more complex inspections, but the two departments work together to complete inspections as well as provide advice and resources for discrepancies found. All occupancies are inspected annually, regardless of risk or occupancy type. The most common violations found are extension cords being used improperly, faulty emergency lighting, and extinguishers missing or improperly maintained. Inspections are assigned to the crews quarterly, with each shift being responsible for the initial and re-inspections.

INSPECTIONS COMPLETED				
1st Qtr	2nd Qtr	3rd qtr	4th qtr	Year to Date
61	70			

## Most Common Violations (Compiled annually)



### Violation Definitions

Egress - Egress blocked or not marked

Fire Extinguishers - out of date, not enough, not right type

Alarms - alarm system not inspected annually

Sprinklers - sprinkler system not inspected annually

Storage - improper storage, too close to ceiling or panel

Electrical - extension cords used for permanent wiring

HazMat - Improper storage

Other- Violation not normally seen

# PROPERTY LOST / SAVED

APRIL - JUNE 2023

For reporting purposes, fire loss is broken into two categories: property and contents. Property describes physical properties such as cars, house, etc. Contents describe items that are not part of the structure but perish in the incident. Both categories are combined together to determine total property loss, and more importantly, total property saved.

## 2023 2nd Quarter Fire Loss

Incident Date	Property Value	Property Loss	Content value	Content Loss
6/1/2023	3000	3000	200	200
Totals	3,000	3,000	200	200

## Annual Property Saved

Property Risked	Property Saved	Percentage Saved
\$4,845,701	\$3,968,501	81.90%