



City of Sidney, MT
City Council 3-21-22
March 21, 2022 6:30 PM
115 2nd Street SE | Sidney, MT 59270

The City Council meetings are open to the public attending in person, with masks encouraged when social distancing cannot be accomplished. If the public does not wish to participate in person, they are also invited to participate via a Zoom meeting. You can participate via phone:

Meeting ID: 821 3245 0588 Passcode: 4332809 Call: 1-346-248-7799

1. Call to Order
2. Pledge of Allegiance
3. Aldermen Present
4. Correction or Approval of Minutes
 - a. [March 7th, 2022 Regular Meeting Minutes](#)
5. Visitors
 - a. Brittastina Lasey-Clean-Up Day Block Party
6. Public Hearing
7. Mayor Norby
 - a. Open Planning Board Positions-2, two-year term positions
8. Committee Meeting Work
9. Alderman Requests and Committee Reports

Parks and Recreation – Chairman DiFonzo – Godfrey, Christensen | **Water and Sewer** – Chairman Koffler – Godfrey, Rasmussen

Street and Alley – Chairman Christensen– DiFonzo, Stevenson | **Sanitation** – Chairman Rasmussen – Koffler, Stevenson

City Buildings & Street Lighting – Chairman Stevenson– Koffler, Rasmussen | **Police and Fire** – Chairman Godfrey, Godfrey, DiFonzo, Christensen

Budget and Finance – Chairman Christensen – Rasmussen, Godfrey

10. Unfinished Business
 - a. Kris Entzel-Foundation Fundraiser & Concert
11. New Business
12. City Planner
13. City Attorney
 - [a.](#) Ordinance 592-Nuisance Code Update: 2nd Reading
 - [b.](#) Ordinance 593: Zoning Code Update for Sale of Recreational Marijuana: 2nd Reading
14. Chief of Police
 - [a.](#) 2021 Police Department Year End Stats
 - [b.](#) February 2022 PD Report
 - c. Mark Kraft Appointment to Post Council
15. Public Works Director
 - [a.](#) February 2022 Public Works Report
16. Fire Marshal/Building Inspector
 - [a.](#) February 2022 Fire Run Report
17. City Clerk/Treasurer
 - [a.](#) February 2022 Treasurer's Report
 - [b.](#) February 2022 JV Report
 - [c.](#) February 2022 Water-Sewer Bank Transfer: \$83,328.65
 - [d.](#) Call for Budget and Finance Committee Meeting-review FY20-21 Budget Amendments
18. Consent Agenda
 - [a.](#) Claims to be approved: \$76,565.35
 - b. Building Permits to be approved: None
19. Adjournment



City of Sidney, MT
 City Council 3-7-22
 March 07, 2022 6:30 PM
 115 2nd Street SE | Sidney, MT 59270

The City Council meetings are open to the public attending in person, with masks encouraged when social distancing cannot be accomplished. If the public does not wish to participate in person, they are also invited to participate via a Zoom meeting. You can participate via phone:

Meeting ID: 851 0496 7995 Passcode: 4332809 Call: 1-346-248-7799

1. Call to Order

Mayor Norby called the regular meeting of the Sidney City Council to order at 6:30pm.

2. Pledge of Allegiance

The Pledge of Allegiance was stated by all present.

3. Aldermen Present

Present: Koffler, Godfrey, DiFonzo, Christensen, Rasmussen, and Stevenson

4. Correction or Approval of Minutes

a. Regular City Council Meeting Minutes 2-22-22

Motion was made to approve with no changes or corrections.

Motion made by Alderwoman Rasmussen, Seconded by Alderman Koffler.

Voting Yea: Alderman Koffler, Alderwoman Rasmussen, Alderman DiFonzo, Alderman Stevenson, Alderwoman Godfrey, Alderwoman Christensen

5. Visitors

Other Visitors:

Ashley Vande Bossche-Healthy is Wellness

Judd Entzel

Ray Berry

a. Larry Christensen-Sportsman Club: Car Show

Larry and Renee Christensen and D. Miller for the Richland County Sports Club came before the City Council to have permission to use Moose Park on June 18th, 2022 from 8am to 4pm for their annual car show that will take place from noon to 2pm. Mr. Christensen stated they are working in conjuncture with A with Arts in the Park again this year. Alderman Koffler asked if there is any baseball that day and Alderwoman Christensen stated baseball will need to be informed that the park is not available that day.

Motion was made to approve.

Motion made by Alderman Koffler, Seconded by Alderwoman Rasmussen.

Voting Yea: Alderman Koffler, Alderwoman Rasmussen, Alderman DiFonzo, Alderman Stevenson, Alderwoman Godfrey, Alderwoman Christensen

b. Kris Entzel-Foundation Fundraiser

Mrs. Entzel stated they are working on getting the bi-laws and everything completed for the All Hands on Deck Foundation to help Eastern Montana youth. She stated in the beginning it will be financial assistance to get children the help they need, such as specialist appointments, medical issues, anything that troubled youth and young adults may need and hope to expand for scholarships and plan to work with the tribes. She stated the Fundraiser would be April 28th, a Thursday from noon to 10pm. She said it would be a free will dinner, face painting and such activities with high school groups, the National Guard is willing to bring in rock climbing wall and bungee jumping. She stated she will reach out to Governor Gianforte to see if he would like attend. She stated they would like from Central Ave to 2nd Ave SE barricaded, with the dirt lot having the rock-climbing wall, Governor's Table and Concert, 2nd Street and 3rd Street would be for vendors, and 2nd Ave would be for parking. She stated the concert would be from 5-10pm with no alcohol. She stated they would have liability insurance through Seitz insurance.

Alderwoman Godfrey stated she should reach out to Fink Dental and Sidney Eye Care, as there was complaints with Chamber Events for parking for their customers. She stated she would reach out to them to discuss. Alderman DiFonzo stated Chief Kraft needs to review the plans and Chief Kraft stated he will review. Alderwoman Rasmussen asked if the Foundation will be finalized by that time, and Mrs. Entzel stated it should be. Alderwoman Rasmussen stated usually these things are granted for established Foundations. Mayor Norby asked why a Thursday and she stated scheduling with Directors of the Foundation and the band.

Alderwoman Christensen stated she has concerns about blocking streets during business hours and Alderman DiFonzo stated she should get approval from the businesses prior to approval. Alderman Stevenson stated this is also an established bus route, so they should be contacted also.

Mayor Norby stated we finalize at the next Council Meeting.

6. Public Hearing

a. City Code Update: Nuisance Ordinance

Mayor Norby opened the public hearing at 6:46pm.

City Attorney Kalil stated this proposal is to update the Nuisance Ordinance that was adopted 3-4 years ago and the edits will offer a more streamlined process and easier removal for nuisance items on properties, instead of a court case for dangerous situations.

With no questions, Mayor Norby called for any opponents, three times, with none coming forward. Mayor Norby called for any proponents, three times, with none coming forward.

The public hearing was closed at 6:47pm.

b. Zoning Code Update: Sale of Recreational Marijuana

Mayor Norby opened the public hearing at 6:47pm.

City Planner Sanderson stated with the passage of recreational marijuana in Richland County, the sale becomes a contemplated use within the city and needs to be addressed in our zoning regulations. He stated the zoning commission had a public hearing twice to review this. He stated they have recommended to not allow any home occupation sale in any zone, detailing the codes to be amended. He stated the main reason for not allowing this is the home occupation is an untested use of property with unknown impacts that may adversely affect the community. He stated the Zoning Commission on a 3-2 vote decided to not amend the zoning code for the sale of recreational marijuana, as the current code requires a federal license, as it was for medical marijuana.

Alderman DiFonzo asked for clarification that this would not allow any sale of marijuana in the City Limits, and City Planner Sanderson stated they cannot with a federal license.

With no questions or comments, Mayor Norby called for any opponents, three times, with none coming forward. Mayor Norby called for any proponents, three times, with none coming forward.

The public hearing was closed at 7:02 pm.

7. Mayor Norby

Mayor Norby announced he will not be present for the March 22nd, 2022 meeting, so Council President Christensen will be running the meeting.

a. City Donate Veteran's Park Bench for Paul Quilling

Mayor Norby stated he is seeking approval to donate a Veteran's Park Bench for City Employee Paul Quilling. He stated the cost of which would be \$1,150.00.

Alderwoman Rasmussen asked what fund this would be paid out of and Clerk/Treasurer Chamberlin stated Oil and Gas Fund.

Motion made by Alderman DiFonzo, Seconded by Alderman Stevenson.

Voting Yea: Alderman Koffler, Alderwoman Rasmussen, Alderman DiFonzo, Alderman Stevenson, Alderwoman Godfrey, Alderwoman Christensen

8. Committee Meeting Work

Nothing.

9. Alderman Requests and Committee Reports

Parks and Recreation – Chairman Difonzo – Godfrey, Christensen | **Water and Sewer** – Chairman Koffler – Godfrey, Rasmussen

Street and Alley – Chairman Christensen– Difonzo, Stevenson | **Sanitation** – Chairman Rasmussen – Koffler, Stevenson

City Buildings & Street Lighting – Chairman Stevenson– Koffler, Rasmussen | **Police and Fire** – Chairman Godfrey, Godfrey, Difonzo, Christensen

Budget and Finance – Chairman Christensen – Rasmussen, Godfrey

Nothing.

10. Unfinished Business

a. Outback BBQ Street Dance by Cattle Ac August 27th: times TBD, formal approval

Motion to approve. Alderman DiFonzo asked if this was cleared by the Chief of Police and Chief Kraft stated it had been.

Motion made by Alderwoman Christensen, Seconded by Alderman Stevenson.

Voting Yea: Alderman Koffler, Alderwoman Rasmussen, Alderman DiFonzo, Alderman Stevenson, Alderwoman Godfrey, Alderwoman Christensen

11. New Business

a. Healthy is Wellness Proposal

Mrs. Vande Bossche came before the City Council to present on the Healthy is Wellness Program. She stated they are a wellness program in Montana and Wyoming dedicated to helping people get healthy. She stated they do individual assessments on where their current health is and how it can be improved. She said they would do this with employees and come on site every month to work with the employees as they wish with medical grade, science backed, feedback. She stated they do a full body scan that does visceral fat, body comp, muscle mass and much more to track progress. She stated they also can check balance and performance with their spata force light scan. She stated they currently service the Billings Police Department which uses this. She stated they have an app that tracks everything and will also report every month on

participation and what is the overall focus of the meetings, with a quarterly wellness score for individuals that is combined to make a City wellness score.

Clerk/Treasurer she and Chief Kraft did the scan and she really enjoyed it. She stated it is eye opening on what it can tell you. Chief Kraft stated it was a quick process with a lot of information that could combine with the current wellness program. Mrs. Vande Bossche stated they would also use those test results to assist in the health and coaching. She stated they propose 2 hours onsite every month, \$425 a month.

Clerk/Treasurer Chamberlin stated we are anticipating up to a 16% reduction in health insurance because of changes to our health plans, so this cost would not increase the overall budget. Alderwoman Christensen stated this is a lot cheaper than using the fitness center and Mrs. Vande Bossche stated they have a newer model. Alderwoman Rasmussen stated with everything going on, getting ahead in the health of our employees is very important.

Motion was made to approve.

Motion made by Alderwoman Rasmussen, Seconded by Alderwoman Christensen.

Voting Yea: Alderman Koffler, Alderwoman Rasmussen, Alderman DiFonzo, Alderman Stevenson, Alderwoman Godfrey, Alderwoman Christensen

12. City Planner

Nothing.

13. City Attorney

a. Ordinance 592: Nuisance Code Update: 1st Reading

City Attorney Kalil read Ordinance 592 out loud for the first reading. Alderwoman Godfrey asked if someone does not clean up their property get charged \$100 per day plus cost of cleaning up the yard and City Attorney stated the fine is capped at \$500 with the cost of abatement that could be put on the property taxes.

Motion was made to approve the first reading of the revised nuisance ordinance.

Motion made by Alderman Koffler, Seconded by Alderman Stevenson.

Voting Yea: Alderman Koffler, Alderwoman Rasmussen, Alderman Stevenson, Alderwoman Godfrey, Alderwoman Christensen

Voting Nay: Alderman DiFonzo

b. Ordinance 593: Zoning Code Update for Sale of Recreational Marijuana: 1st reading

Motion made by Alderwoman Rasmussen, Seconded by Alderwoman Godfrey.

Voting Yea: Alderman Koffler, Alderwoman Rasmussen, Alderman Stevenson, Alderwoman Godfrey, Alderwoman Christensen

Voting Nay: Alderman DiFonzo

14. Chief of Police

a. Introduction and Oath of Office: K9 Ringo (Bubbles)

Chief Kraft introduced K9 Officer Ringo, with his handler Officer Tanner Gomke.

Mayor Norby issued the Oath of Office to K9 Officer Ringo.

b. Approve Filling Open Police Department Position-James Drager

Chief Kraft stated Mr. Drager has made it through background and psych check and has accepted the conditional offer.

Motion was made to approve.

Motion made by Alderwoman Rasmussen, Seconded by Alderman Koffler.

Voting Yea: Alderman Koffler, Alderwoman Rasmussen, Alderman DiFonzo, Alderman Stevenson, Alderwoman Godfrey, Alderwoman Christensen

c. Update

Nothing.

15. Public Works Director

a. Morrison Maierle Amendment 2 to TO 12: Nielsen-Halvorsen Construction Administration and Observation Services Contract

Mrs. Gundlach stated this is for the administrative work for the Nielson Halvorson project. She stated there will be another amendment for survey work.

Alderman DiFonzo asked what this project is and PWD Hintz stated we are replacing sewer mains that go across private property into the city right of way. He stated Morrison Maierle did the design for this project, and it is required to have this amendment. Clerk/Treasurer Chamberlin stated this project is being paid out of remaining SRF funds from the WWTP Phase 3 and cash.

Motion was made to approve by Alderwoman Rasmussen, Seconded by Alderman DiFonzo.

Voting Yea: Alderman Koffler, Alderwoman Rasmussen, Alderman DiFonzo, Alderman Stevenson, Alderwoman Godfrey, Alderwoman Christensen

b. Award Western Municipal for Nielson Halvorson Project: contingent on SRF approval

PWD Hintz stated they would like to award schedule one only at this time.

Motion was made to approve by Alderman DiFonzo, Seconded by Alderman Stevenson.
 Voting Yea: Alderman Koffler, Alderwoman Rasmussen, Alderman DiFonzo, Alderman Stevenson,
 Alderwoman Godfrey, Alderwoman Christensen

c. West Holly & Phase III Draw #4B for \$85,094.02

PWD Hintz presented the 4B draw to Fer Pal.

Motion was made to approve by Alderman Koffler, Seconded by Alderwoman Christensen.
 Voting Yea: Alderman Koffler, Alderwoman Rasmussen, Alderman DiFonzo, Alderman Stevenson,
 Alderwoman Godfrey, Alderwoman Christensen

d. Request For Proposal's for Architect for City Hall Remodel: Special Meeting or Committee Meeting to review

PWD Hintz presented two proposals to review for the City Hall Remodel. It was decided to have a special meeting on March 28th at 5:30pm.

e. LYIP Crossing Agreement

PWD Hintz stated in order to do the bulb in for parking next to the high school to widen the street for traffic, the city has to encroach into the LYIP right of way and Interstate has drafted the presented agreement to do so.

Motion was made to approve by Alderman DiFonzo, Seconded by Alderman Koffler.
 Voting Yea: Alderman Koffler, Alderwoman Rasmussen, Alderman DiFonzo, Alderman Stevenson,
 Alderwoman Godfrey, Alderwoman Christensen

f. Update

PWD Hintz stated the Airport did officially request water service to them, which was approved with conditions previously which will assist in their fire protection.

He stated he received plans and specifications for the traffic light on 12th Ave and West Holly. He stated the project is scheduled to be installed this summer. He stated he and Mayor Norby are attending the MDT meeting this Wednesday.

Alderman DiFonzo asked what signs the Lower Yellowstone asked to install and Clerk/Treasurer Chamberlin

16. Fire Marshal/Building Inspector

a. Update

FM/BI Rasmussen stated he will have his report for the next meeting and will be attending training.

17. City Clerk/Treasurer

a. Update

Nothing.

18. Consent Agenda

Motion was made to approve the consent agenda by Alderman Koffler, Seconded by Alderman Stevenson.

Voting Yea: Alderman Koffler, Alderwoman Rasmussen, Alderman DiFonzo, Alderman Stevenson, Alderwoman Godfrey, Alderwoman Christensen

a. Claims to be approved: \$52,720.21

b. Building Permits to be approved:

2022-063 Imelda Lopez 609 33rd Ave NW L21, B6, Wagon Wheel

RC22-20 Butler Ag Equip. 34940 HWY 23 B&B Minor Sub, Lot 2A, COS27-604

19. Adjournment

at 7:50pm.

Ordinance No. 592

AN ORDINANCE OF THE CITY COUNCIL OF THE CITY OF SIDNEY, MONTANA, AMENDING TITLE 8, CHAPTER 3, NUISANCES, OF THE CITY CODE OF THE CITY OF SIDNEY, MONTANA.

WHEREAS, the City Council of the City of Sidney desires to amend Title 8, Chapter 3, Nuisances to amend the procedure for enforcement and abatement of nuisances,

NOW, THEREFORE, BE IT ORDAINED AS FOLLOWS by the City Council of the City of Sidney that Chapter 3 of Title 8 of the City Code of the City of Sidney is hereby amended as follows:

8-3-1: DEFINITIONS:

ABATE: To repair, replace, remove, destroy, or otherwise remedy the condition in question by the means and extent deemed necessary by the enforcement agency, as identified herein, in the interest of the health, safety, and general welfare of the community.

ADMINISTRATIVE CITATION: Means a citation issued by a code enforcement officer of the city-county for violations of this chapter.

COMMUNITY DECAY: An objectionable condition resulting in situations that are injurious to health, indecent, offensive to the senses, or which obstruct the free use and enjoyment of adjacent property so as to interfere with the comfortable enjoyment of life or the values of property, including, but not limited to, rubble, debris, junk, refuse, landscaping litter, junk vehicles, wood, dilapidated buildings, dilapidated fences, dilapidated garages and outbuildings, and storing and accumulation of wood, tires, and other objects for more than thirty (30) days. This definition shall also encompass those situations more specifically defined in section 8-3-3. This definition does not apply to properly permitted construction and/or demolition projects during the time any necessary permits are in effect.

COMMUNITY STANDARDS: The standards hereby adopted and hereinafter approved by the city council as a means of protecting and enhancing the safety and security of the citizens of Sidney and the quality of the city's environment and to provide guidance to the enforcing department as to the application of this chapter.

OWNER: Any person whose name appears on the public records of the city of Sidney and county of Richland as the owner of premises, whether under deed or contract.

PERSON: Any individual, firm, partnership, company, association, corporation, or other entity whether organized for profit or not.

PREMISES: Any lot or parcel of land or property, including any building or portion thereof, improved or unimproved.

PUBLIC NUISANCE: Any condition which adversely affects, at the same time, an entire community or neighborhood or any other considerable number of persons, although the extent of the annoyance or damage inflicted on individuals may be unequal. A condition constituting "community decay" is by definition a public nuisance.

PUBLIC RIGHT OF WAY: Any area or parcel of land granted, deeded, dedicated to, or otherwise acquired by the city or the public at large for any public purpose, including, but not limited to, alleys, roadways, sidewalks, public streets, water or waterways, storm drains, sanitary sewers, water pipes, electric and telephone conduits, electronic services, overhead wires, and supporting structures.

PUBLIC VIEW: Any area visible from a point, up to six feet (6') above the surface of the center of any public roadway, sidewalk or right of way from which the public nuisance is visible.

RESPONSIBLE PARTY means:

1. The person or persons who own the property where the violation exists;
2. The person or persons in charge of the premises where the violation exists;
3. The person or persons using the premises where the violation exists;
4. If any of the above is a minor, a parent or guardian of the minor shall be the responsible party; and
5. If any of the above is a business entity the manager or on-site supervisor where the violation exists.

SHIELDING: Refers to any natural barriers, fencing or other manmade barriers used to conceal material from public view. Any shielding barrier must conform to all local zoning regulations, building codes, covenants, and applicable city ordinances. Any shielding is to be of sufficient height and density to conceal any violation on the premises visible to public view. This definition is not intended to require that permanent buildings, utility poles, or other similar structures be shielded. (Ord. 509, 2-22-2011)

8-3-2: MAINTENANCE DUTY OF PERSON CONTROLLING OFFENDING PREMISES:

It shall be the responsibility and duty of any person owning, leasing, occupying, or having charge or possession of any premises in the city, and the agent thereof, to keep and maintain such premises and the right of way abutting such premises in a safe, sanitary, orderly, clean, and aesthetic condition. Failure to do so shall be a violation of this chapter. (Ord. 509, 2-22-2011)

8-3-3: CONDITIONS CONSTITUTING COMMUNITY DECAY:

A. It shall be a violation of this chapter for any person to allow any of the following to exist on any land or property in the City of Sidney:

1. The piling or spreading of straw, hay, grass trimmings or similar material, unless the material is to be used as soil conditioner or mulch and the material is plowed into the ground or otherwise mixed and covered with clean soil within thirty (30) days of its placement upon the premises.
2. The dumping, piling, or stacking of bricks, tires, concrete blocks, wood, lumber, and/or similar material in public view, unless said material is stacked in neat piles and all items and residue from such items, such as mortar, wood splinters, broken and unusable bricks, are, within thirty (30) days of their placement on the premises, removed to a licensed solid waste disposal site or to some other location which has been approved by the appropriate authority.
3. The storage or accumulation of cardboard boxes or paper, unless the same is specifically accumulated for recycling and is removed from the premises within thirty (30) days of its placement on the premises.
4. The storage or accumulation of broken packing boxes and shipping pallets, rubble, debris, junk, refuse, dead animals, or other similar items, unless the same is removed from the premises within thirty (30) days of its placement on the premises.
5. The piling, dumping, or depositing of any dirt, demolition wastes, including wood, bricks, concrete, used road blacktop and other similar materials.
6. The storage and accumulation of iron, metal, component vehicle and machine parts, household appliances, barrels, and other salvaged metal items, unless such material is stored in an approved, properly zoned and permitted, and shielded salvage facility.
 - 6.1. If such material is being accumulated as part of an ongoing, active salvage business, the salvage business must:
 - 6.1.1. Be located in an area properly zoned for a salvage yard, pursuant to the City of Sidney Zoning Ordinance, as may be amended from time to time;

6.1.2. Possess a conditional use permit, pursuant to Section 11.14.40 of the Zoning Ordinance of the City of Sidney, as may amended from time to time; and

6.1.3. Shield any materials described in this section from public view according to the standards set forth in this chapter.

7. Abandoned, discarded, or unused furniture, stoves, sinks, toilets, cabinets, or other household fixtures or equipment.
8. Abandoned, wrecked, dismantled, or inoperative, vehicles trailers, campers, and boats unless the same are accumulated as part of an ongoing, active salvage business located in an area properly zoned for such a business and which possesses a conditional use permit The possession by any individual of more than two inoperable vehicles on any one piece of property on which there is not an ongoing, active salvage business shall be a violation of this ordinance.
9. Excessive amounts of animal waste or its byproducts; any amount of human waste; any condition which may otherwise cause unsanitary or hazardous conditions to exist; and any condition which may be offensive to other persons by sight or odor and which may detract from the aesthetic qualities or economic value and vitality of any neighborhood within the city. (Ord. 555, 8-18-2014)
10. The presence of and enforcement of law with respect to abandoned and/or junk vehicles is addressed in Title 61, Chapter 12, Part 4 of the Montana Code Annotated, as may be amended from time to time, and is hereby incorporated by reference. (Ord. 509, 2-22-2011)

B. It shall be a violation of this chapter for any person to allow the following conditions to exist within the City of Sidney which compromise the health, safety, and welfare of the citizens of the City of Sidney and which otherwise detract from the sanitary and aesthetic qualities of the community and/or jeopardize the economic value and vitality of any neighborhood of the City:

1. Buildings of any kind which are abandoned, boarded up, partially destroyed, structurally unstable, partially constructed, and/or uncompleted buildings after building permits have expired.
2. Buildings used for residential purposes which do not have running water, electricity, and sewage/septic services. Conditions described in this subsection shall be deemed unsanitary and hazardous to the health and public safety of the citizens of the City of Sidney.
3. Buildings with damaged and/or deteriorating exteriors causing, or having the potential to cause, dangerous structural conditions.
4. Broken windows, doors, attic vents, damaged roofs, or other appurtenances.

5. Premises having a topography, geology, or configuration which, as a result of grading operations or improvements to the land, experience erosion, subsidence, unstable soil conditions, or surface or subsurface drainage problems potentially hazardous to adjacent premises.
6. Building exteriors, walls, fences, driveways, or walkways which are broken, defective, deteriorated, in disrepair, if such condition has existed and persisted on the premises for a period of thirty (30) days.
7. Building exteriors, walls, fences, driveways, or walkways which have been defaced due to any writing, inscription, scratching, and/or any other marking commonly referred to as "graffiti."
8. Any other condition which is, or may reasonably become, infested or inhabited by rodents, vermin, or animals, or may furnish a breeding place for mosquitoes or other pests, or in any other way threatens or endangers the public health, welfare, or safety of the citizens of the City of Sidney, or which offends the senses, or is likely to impair the economic and aesthetic value of neighboring property.

C. The standards and conditions set forth in this section 8-3-3 are not intended to be, nor shall the same be considered, the sole or exclusive standards for establishing a violation. The committee has discretion to determine whether a violation exists. (Ord. 509, 2-22-2011)

8-3-4: ESTABLISHMENT OF COMMITTEE TO EXAMINE COMPLAINTS:

There is hereby established a committee composed of one member of the City Council, the mayor, the department of public works, and the office of the city building inspector, as the persons and departments which shall have the following duties and responsibilities:

- A. The duty to inspect when there has been a complaint that a public nuisance is present in an area. (Ord. 555, 8-18-2014)
- B. The authority to formulate applicable standards by which to enforce this chapter, which standards must be approved by the city council.
- C. The duty to determine whether an infraction of the provisions of this chapter has occurred, following credible complaints. (Ord. 509, 2-22-2011)
- D. The duty to allocate responsibility for enforcement actions to the appropriate enforcement authority: Sidney fire department, Sidney police department, the city department of public works, or the city building inspector. (Ord. 555, 8-18-2014)

8-3-5: ENFORCEMENT AGENCIES:

The enforcement authority designated under section 8-3-4 of this chapter to assume

enforcement of the provisions of this chapter shall have the following powers as enforcement agency:

- A. The duty to send a written notice of violation to any individual determined to be the owner of the property found to be in violation of this chapter.
- B. The power to enter upon the premises in violation after written notice and after a show cause hearing, for the specific purpose of abating the violation.
- C. The power to assess the property owner for the actual costs of an abatement made by the city or its agent. (Ord. 509, 2-22-2011)

8-3-6: ENFORCEMENT OF COMMUNITY STANDARDS:

- A. Inspection: Within ten (10) days of receiving a signed written complaint, or otherwise making determination that, a condition of community decay exists, the designated enforcement agency shall conduct an inspection of the premises alleged to be in violation of this chapter to determine whether a violation exists. Whenever appropriate, such reports of violation as well as subsequent inspections shall be shared and coordinated with the Richland County sanitarian.
- B. Notice: If the designated enforcement agency determines that a violation of this chapter exists, the agency shall notify the owner of the premises in violation, in writing of the violation and order the abatement or mitigation of the violation within ten (10) days from the date of the notice. The property owner and/or occupant of the premises may request an extension in writing submitted to the director of public works. The director of public works shall have the authority to grant an extension of not more than thirty (30) days in which to bring the premises into compliance. Any additional extensions or extensions longer than thirty (30) days must be approved by the committee.
- C. Service of Notice: The Notice shall be served by the enforcement agency on the property owner and/or occupant(s) of the premises by posting the notice on the door of the premises and by certified mail, return receipt requested, to the property owner.
- D. Contents Of Notice: The notice of violation shall:
 1. Include a statement specifically describing the violation.
 2. Specify that the owner of the property has ten (10) days from the date of the written notice to bring the premises into compliance with community standards; and
 3. Advise the owner of the premises that if the violation is not abated within ten (10) days from the date of the written notice, the enforcement agency may undertake

abatement or mitigation and assess the costs thereof to the owner of the premises;
and

4. Advise the owner of any building constituting a public nuisance which cannot be abated under the terms of this chapter, and that has become uninhabitable or which has been found to represent a dangerous condition to members of the public, that abatement of said nuisance must be accomplished by demolition.

D. Emergency Abatement:

1. Whenever the City, the committee, or the enforcement agency has reason to believe that a public nuisance exists, and that such public nuisance constitutes an emergency presenting imminent danger of serious injury to persons or property, the committee, an authorized representative appointed by the committee, a fire marshal, or police officer may immediately enter into any building or upon any premises within the jurisdiction for purposes of abatement.
2. Whenever a public nuisance exists which constitutes an emergency presenting imminent danger of serious injury to persons or property, the committee may order, without notice or judicial action, that the public nuisance be immediately abated by removal, destruction, or mitigation. If the owner or responsible party fails to comply with such an order immediately, or cannot be located, the committee shall cause the structure to be demolished and removed, or the nuisance otherwise be abated, either through available public agency or by contract or arrangement with private persons. The cost of such abatement shall be paid by the owner of the property upon which the nuisance existed, pursuant to Subsection F.

- E. Fines: Violations of this Chapter shall be punishable by a fine of \$100.00, and every day subsequent to the date the notice of violation was provided in which the property owner shall fail to comply with this Chapter shall be deemed as a separate offense; provided that any fine imposed shall not exceed a maximum fine of \$500.00 pursuant to M.C.A. § 7-5-109.

F. Abatement and Collection of Costs:

1. Determination Of Compliance: Upon expiration of the property owner's ten (10) day time-frame for abatement, the enforcement agency shall conduct an inspection of the premises to determine whether abatement or mitigation has occurred.
2. Administrative Sanctions: In the event the enforcement agency has determined that no abatement or mitigation has occurred within ten (10) days after the date of the notice, the following procedure shall apply:
 1. The code enforcement officer shall notify the owner or responsible party by certified mail with an administrative citation indicating that community decay

conditions exist on the property and that the owner or responsible party must take measures to correct the violation.

2. If the code enforcement officer believes it is advisable, he or she may post a dated order in a conspicuous place on the property, providing notice that community decay condition(s) have been found on the property and informing the owner or responsible party of the matters set forth above in the notice of violation together with the abatement actions that may be taken under this chapter if the owner or responsible party fails to abate the community decay condition(s).

Request for Hearing. Within ten days after receiving notice to comply with the code enforcement notification to abate the community decay condition(s), the owner or responsible party may request a hearing before the Municipal court. If the owner or responsible party has requested a hearing, the code enforcement officer may not take any action to abate the violation until after the hearing and authorization to proceed has been provided by the court. To request a hearing, the responsible party must file a request with the municipal court, and mail a copy of this request to the City of Sidney.

8-3-7 - Failure to abate.

If the owner or responsible party shall fail to abate the community decay conditions pursuant to the requirements set forth in the notice of violation, or in the event of an appeal, within ten days of the decision of the municipal court upholding the notice of violation, the code enforcement officer may enter upon the subject private property and shall take any and all measures necessary to abate the community decay condition(s).

8-3-8 - Cost of abatement of the violation.

Within twenty days after abatement of the community decay condition(s), the owner or responsible party will be notified of the cost of abatement, including administrative costs. If the owner or responsible party fails to pay the bill in thirty days, the code enforcement officer shall certify the amount of the charges to the clerk and recorder for collection.

8-3-9 Procedure for Determining and Assessing Costs of Abatement: The property owner shall be sent an abatement expense report for the subject property and be given notice that any assessment that is not paid shall become a lien upon the property and is enforceable in the same manner as the nonpayment of property taxes. A summary listing of the assessments and property owners will be kept by the Clerk through June 31 of each year, and the list shall be presented to the Treasurer for billing on the next real property tax statement. A special abatement

fund shall be established to account for costs, collections, and transactions necessary to the efficient operation of enforcement procedure. Assessment funds collected shall be returned to the designated abatement account for future use on other involuntary property abatements or for transfer back to the City general fund. The City shall determine the actual costs of abatement and document such costs. The following expenses will be assessed as the actual costs of abatement:

- a. Planning staff time, mileage, and costs;
- b. Police department staff time, mileage, and costs;
- c. Other involved City staff time, including attorney's fees, mileage, and costs;
- d. Postage and mailing costs;
- e. Other direct costs associated with abatement;
- f. An interest fee of six (6) percent per annum computed on the above costs, which will be waived if the total cost of abatement is paid by the property owner within thirty (30) days of notice.

8-3-10: MITIGATION OF CONDITIONS CONSTITUTING COMMUNITY DECAY FOR PROPERLY ZONED SALVAGE YARDS:

- A. The maintenance of accumulations and conditions such as those described in sections 8-3-2 and 8-3-3 of this chapter which would otherwise be considered public nuisances shall be lawful under this chapter if, and only if:
 - a. The premises is being used as an active, ongoing salvage business located in an area properly zoned as a salvage yard, pursuant to the City of Sidney Zoning Ordinance, as may be amended from time to time,
 - b. The owner(s) of the premises possesses a conditional use permit, pursuant to Section 11.14.40 of the Zoning Ordinance of the City of Sidney, as may be amended from time to time; and
 - c. The condition on the premises is shielded from public view in accordance with the following standards:
 - i. **Erection and Maintenance of Fences:**
 - 1. Wooden Fences: When wooden fences are used for shielding, the boards must be spaced and/or slated to reduce

wind load. The space between boards when viewed from broadside shall not be more than one and one-half inches (1¹/₂"), and the interval between spaces shall not be less than seven and one-half inches (7¹/₂"). Rough dimension lumber or better is acceptable.

2. Chainlink: Chainlink fences with standard fiberglass or other inserts are acceptable, provided the gap between adjacent slats does not exceed one and one-half inches (1¹/₂").
3. Other Types of Fencing: Other types of fencing of equivalent permanence, attractiveness, and shielding qualities, including corrugated metal, may also be acceptable, in the discretion of the committee.

ii. Alternative Shielding:

1. Shrubs and Trees: Shielding with shrubs and trees is acceptable, as long as they provide a similar degree of shielding to a fence at all times of the year.
2. No more than one fencing material shall be used on any one side of a shielding barrier, unless approved by the committee.

B. The shielding erected for mitigation purposes shall be maintained by the person responsible for a violation under sections 8-3-2 and 8-3-3 of this chapter in an appropriate and workmanlike manner and shall be replaced as it becomes necessary. (Ord. 509, 2-22-2011)

8-3-11: COMPATIBILITY:

With the exception of section 8-3-7 of this chapter, nothing in this chapter may be construed to abrogate or adversely affect the provisions of any lawful ordinance, regulation or resolution that is more restrictive than the provisions of this chapter or those of the Montana Code Annotated. (Ord. 509, 2-22-2011)

Ordinance No. 593

AN ORDINANCE OF THE CITY COUNCIL OF THE CITY OF SIDNEY, MONTANA, AMENDING TITLE 11, CHAPTERS 17 AND 23, ZONING REGULATIONS, OF THE CITY CODE OF THE CITY OF SIDNEY, MONTANA.

WHEREAS, the City Council of the City of Sidney desires to amend Title 11, Chapters 17 and 23, Zoning Regulations, of the City Code, in order to address recent changes in Montana law,

NOW, THEREFORE, BE IT ORDAINED AS FOLLOWS by the City Council of the City of Sidney that Chapters 17 and 23 of Title 11 of the City Code of the City of Sidney is hereby amended as follows (amendments in bold, language to be deleted designated by strike):

11.17.022(C)(1) Home Occupations, Purpose and Intent

The purpose and intent of these standards are to provide for limited commercial uses on the site of a residential dwelling unit. Home occupations provide for businesses that are carried out by residents of the dwelling and are incidental and subordinate to the residential use. Home occupations provide a place for businesses to start but do not permit their continued existence once the business has grown beyond the size that can maintain the residential character and scale of the residential property. It also is the purpose of these standards to provide peace, quiet and tranquility in residential neighborhoods and to guarantee all residents freedom from excessive noise, traffic, nuisance, fire hazard and other deleterious effects of commercial uses. **A Marijuana Dispensary, by definition, is not an allowable Home Occupation.**

11.17.022(H)(2) Sexually Oriented Business - Separation from Other Uses

A building containing a Sexually Oriented Business shall be setback a minimum of 1,000 feet from the boundary of a lot or a parcel that contains a church, public or private school, Public Park or a ~~Medical~~ Marijuana Dispensary.

11.17.022(H)(5) Sexually Oriented Business – Measurement

For the purpose of determining compliance with Subsection 11.17.22.H.2, Separation from Other Uses, above, measurement shall be made in a straight line measured from the lot line of the Sexually Oriented Business to the lot line containing a church, school, public park, ~~Medical~~ Marijuana Dispensary or another Sexually Oriented Business.

11.23.40 (35) Definition: Home Occupation

A commercial or light industrial activity conducted by the resident(s) of a dwelling as an accessory use to their dwelling. **Due to the potential deleterious effects on surrounding properties, as discussed in the Purpose and Intent associated with Home Occupations coupled with the inability to mitigate anticipated impacts, the term Home Occupation does not include a Marijuana Dispensary.**

11.23.040(46) Definition Marijuana Dispensary

A Marijuana Dispensary is any building, premises, facility, or part thereof where marijuana is made available to consumers in accordance with Montana Law and all applicable Federal Rules and Regulations. A Marijuana dispensary is NOT an allowable Home Occupation.

11.23.40 (56) Definition: Pharmacy

A retail establishment where prescription drugs and medicine are sold. A pharmacy can be a standalone facility or combined with an establishment that sells other retail items. A **The term** pharmacy does not include a ~~Medical~~ Marijuana Dispensary.

1st reading: March 7th, 2022

2nd reading: _____

Commissioner _____ moved the adoption of the foregoing Ordinance. The Motion was seconded by Commissioner _____. On roll call vote of the Commissioners vote "AYE": _____

_____, and the following Commissioners vote "NAY": _____
Absent and not voting: _____

WHEREUPON, the Motion was passed and the Ordinance declared adopted this _____ day of _____, 2022.

Mayor

ATTEST:

City Clerk/Treasurer

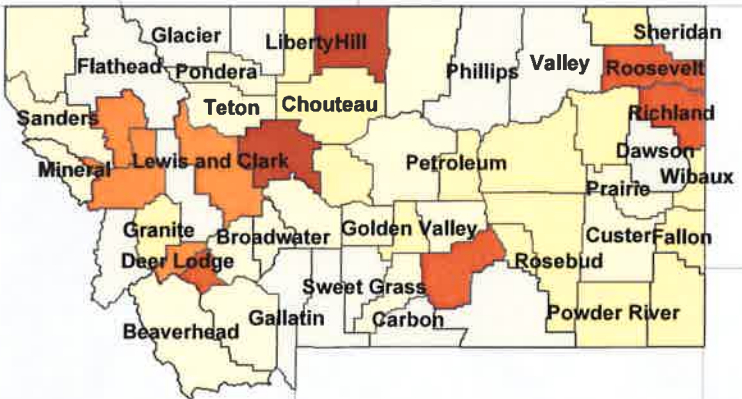


Statistical Analysis Center

Rates of Reported Offenses in Montana, County & Year

2020 **SELECT YEAR**

2020 Offense Rates



© 2022 Mapbox © OpenStreetMap



Richland **OR SELECT COUNTY**

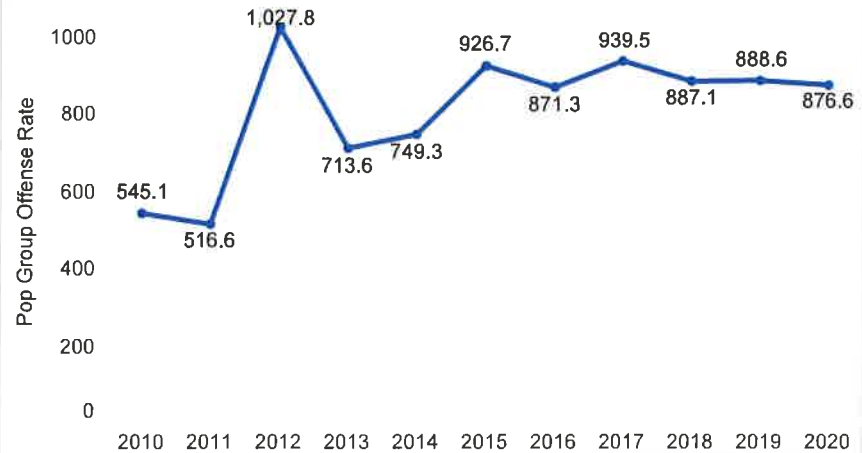
DATA DISCLOSURES

Crime Data extract from Montana Incident-Based Reporting System (MTIBRS) on 2/7/2022. | Offense counts are of unique Uniform Crime Reporting (UCR) offense codes. | Population data from <https://ceic.mt.gov/People-and-Housing/Population>

2020 Offense Rates

County Name	Offense Total	Population	Offense Rate (per 10,000)
Hill	2,139	16,358	1,307.62
Cascade	9,759	81,346	1,199.69
Yellowstone	16,499	162,990	1,012.27
Silver Bow	3,328	35,180	945.99
Roosevelt	986	10,964	899.31
Richland	968	11,043	876.57
Missoula	9,979	121,630	820.44
Deer Lodge	710	9,204	771.40
Lewis and Clark	5,376	70,229	765.50
Lake	2,213	30,986	714.19
Valley	467	7,359	634.60
Big Horn	824	13,063	630.79
Sweet Grass	198	3,684	537.46
Flathead	5,681	105,851	536.70
Dawson	447	8,555	522.50

Offenses Rate for Richland County



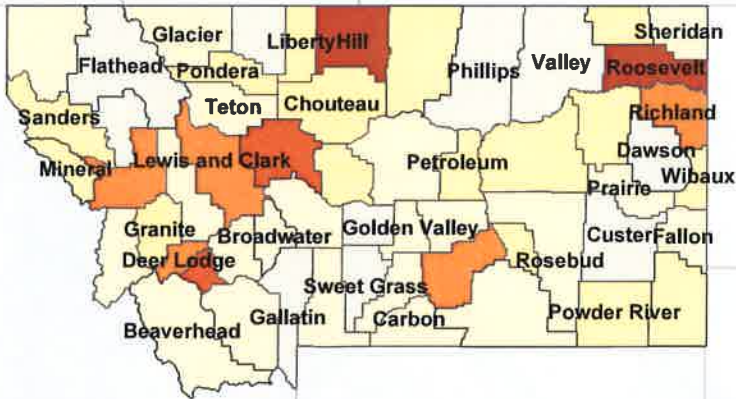


Statistical Analysis Center

Rates of Reported Offenses in Montana, County & Year

2019 SELECT YEAR

2019 Offense Rates



© 2022 Mapbox © OpenStreetMap



Richland OR SELECT COUNTY

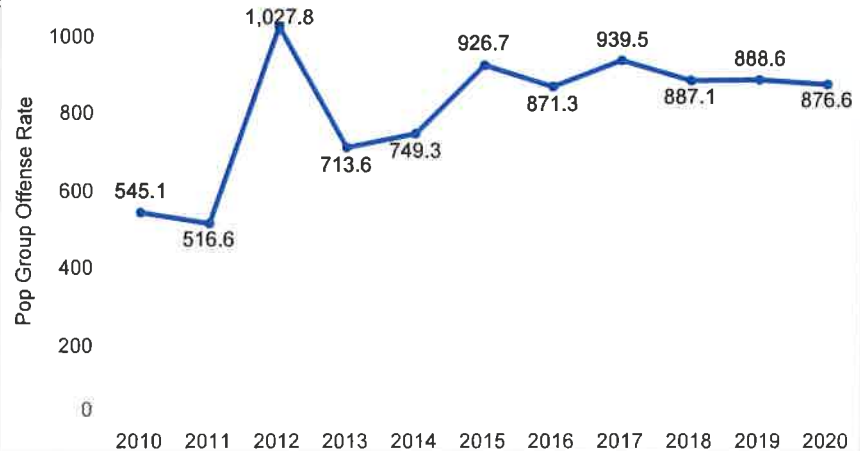
DATA DISCLOSURES

Crime Data extract from Montana Incident-Based Reporting System (MTIBRS) on 2/7/2022. | Offense counts are of unique Uniform Crime Reporting (UCR) offense codes. | Population data from <https://ceic.mt.gov/People-and-Housing/Population>

2019 Offense Rates

County Name	Offense Total	Population	Offense Rate (per 10,000)
Hill	2,383	16,484	1,445.64
Roosevelt	1,351	11,004	1,227.74
Cascade	9,580	81,366	1,177.40
Silver Bow	4,019	34,915	1,151.08
Deer Lodge	861	9,140	942.01
Yellowstone	14,638	161,300	907.50
Richland	960	10,803	888.64
Missoula	10,305	119,600	861.62
Lewis and Clark	5,656	69,432	814.61
Lake	2,220	30,458	728.87
Custer	813	11,402	713.03
Valley	527	7,396	712.55
Dawson	585	8,613	679.21
Flathead	7,014	103,806	675.68
Wheatland	113	2,126	531.51

Offenses Rate for Richland County



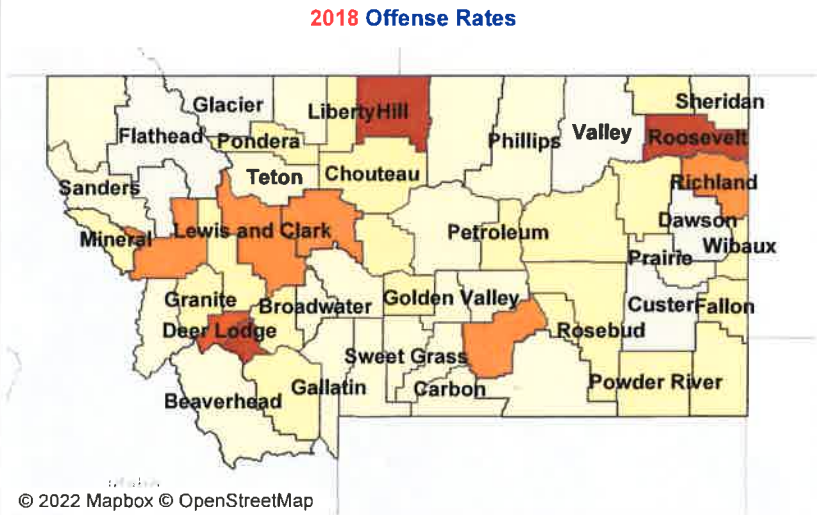


Statistical Analysis Center

Rates of Reported Offenses in Montana, County & Year

2018

SELECT YEAR



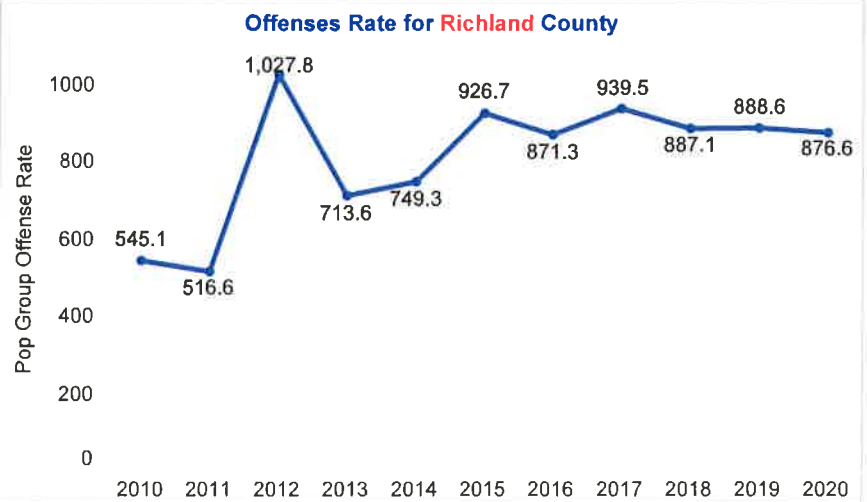
OR SELECT COUNTY

Richland

DATA DISCLOSURES
 Crime Data extract from Montana Incident-Based Reporting System (MTIBRS) on 2/7/2022. | Offense counts are of unique Uniform Crime Reporting (UCR) offense codes. | Population data from <https://ceic.mt.gov/People-and-Housing/Population>

2018 Offense Rates

County Name	Offense Total	Population	Offense Rate (per 10,000)
Roosevelt	1,849	11,069	1,670.43
Hill	2,687	16,342	1,644.23
Silver Bow	5,331	34,739	1,534.59
Deer Lodge	1,044	9,129	1,143.61
Cascade	8,339	81,688	1,020.84
Yellowstone	15,699	160,029	981.01
Lewis and Clark	6,727	68,622	980.30
Missoula	11,549	118,640	973.45
Richland	963	10,855	887.15
Dawson	707	8,680	814.52
Valley	495	7,406	668.38
Lake	1,980	30,220	655.20
Flathead	6,505	102,017	637.64
Glacier	824	13,828	595.89
Custer	680	11,592	586.61



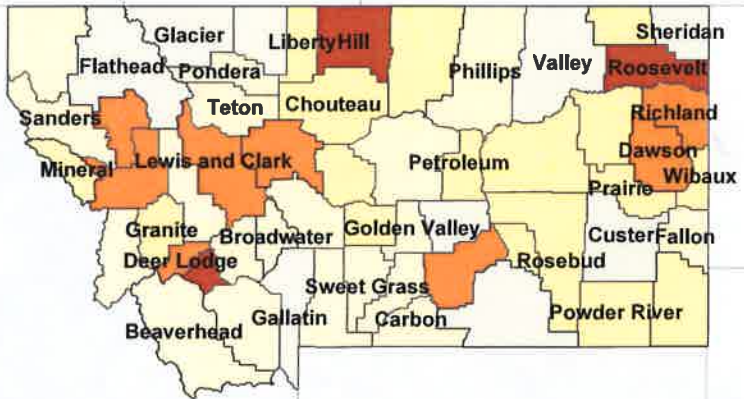


Statistical Analysis Center

Rates of Reported Offenses in Montana, County & Year

SELECT YEAR
2017

2017 Offense Rates



© 2022 Mapbox © OpenStreetMap



OR SELECT COUNTY
Richland

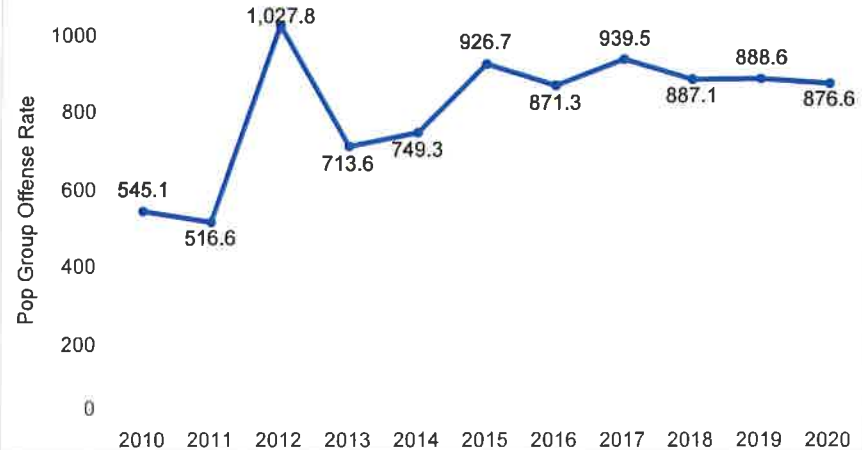
DATA DISCLOSURES

Crime Data extract from Montana Incident-Based Reporting System (MTIBRS) on 2/7/2022. | Offense counts are of unique Uniform Crime Reporting (UCR) offense codes. | Population data from <https://ceic.mt.gov/People-and-Housing/Population>

2017 Offense Rates

County Name	Offense Total	Population	Offense Rate (per 10,000)
Hill	2,720	16,469	1,651.59
Roosevelt	1,814	11,160	1,625.45
Silver Bow	5,151	34,811	1,479.70
Dawson	940	8,952	1,050.04
Cascade	8,378	81,633	1,026.30
Yellowstone	16,329	159,266	1,025.27
Deer Lodge	927	9,100	1,018.68
Missoula	11,387	117,834	966.36
Richland	1,036	11,027	939.51
Lewis and Clark	5,839	67,850	860.57
Lake	2,550	30,221	843.78
Sheridan	258	3,471	743.30
Musselshell	330	4,632	712.44
Flathead	7,067	100,091	706.06
Gallatin	7,232	108,576	666.08

Offenses Rate for Richland County



SIDNEY POLICE DEPARTMENT



2021

YEAR IN REVIEW

JANUARY



TRAVIS ROSAAEN PROMOTED TO CAPTAIN.



POLICE CHAPLAINS SWORN IN.



GABE ZEILER SWORN IN AS OUR NEW LIEUTENANT.

MARCH



CAPTAIN ROSAAEN MARKS 20 YEARS OF SERVICE WITH THE SIDNEY POLICE DEPARTMENT.



CHIEF MARK KRAFT GRADUATED FROM THE SCHOOL OF POLICE STAFF AND COMMAND (SPSC) AT NORTHWESTERN UNIVERSITY HELD IN EVANSTON, ILLINOIS FROM OCTOBER 12, 2020 – MARCH 28, 2021.


THIS PROGRAM, WHICH WAS IMPLEMENTED BY THE CENTER FOR PUBLIC SAFETY IN 1983, HAS GRADUATED OVER 25,000 STUDENTS BOTH NATIONALLY AND INTERNATIONALLY. CHIEF MARK KRAFT WAS A STUDENT IN SPSC CLASS #491 WHICH ACCOMMODATED A TOTAL OF 24 STUDENTS FOR THE 22-WEEK PERIOD.

THE SCHOOL OF POLICE STAFF AND COMMAND PROVIDES UPPER-LEVEL COLLEGE INSTRUCTION AND IS ONE OF THE THREE PREMIER POLICE COMMAND COLLEGES IN THE UNITED STATES. THE MAJOR TOPICS OF STUDY INCLUDE: LEADERSHIP, HUMAN RESOURCES, EMPLOYEE RELATIONS, ORGANIZATIONAL BEHAVIOR, APPLIED STATISTICS, PLANNING AND POLICY DEVELOPMENT, BUDGETING AND RESOURCE ALLOCATION.

APRIL

City cleared of wrongful termination in Stinchfield lawsuit

By Mark Berryman editor@sidneyherald.com Apr 16, 2021 Updated Apr 16, 2021



Robert Stinchfield testifies during the trial in which he sued the city of Sidney for wrongful termination. The jury did not find Stinchfield had been wrongfully terminated.

AFTER A FOUR-DAY TRIAL, THE JURY DELIBERATED FOR ABOUT TWO HOURS BEFORE RETURNING A VERDICT STATING THE CITY OF SIDNEY DID NOT WRONGFULLY TERMINATE ROBERT STINCHFIELD. STINCHFIELD HAD FILED A LAWSUIT AGAINST THE CITY IN JANUARY 2020 CITING WRONGFUL TERMINATION AND SEEKING COMPENSATION OF \$82,701, THE MAXIMUM THE STATE WOULD ALLOW.

THE TRIAL BEGAN ON TUESDAY, APRIL 13 MORNING WITH THE SELECTION OF JURORS, FOLLOWED BY OPENING STATEMENTS AND ONE WITNESS, THE PLAINTIFF, ROBERT STINCHFIELD IN THE AFTERNOON.

STINCHFIELD TESTIFIED THAT HE BELIEVED KRAFT HELD ANIMOSITY TOWARD HIM AND WAS "OUT TO GET HIM." STINCHFIELD THEN TESTIFIED THAT HE DID NOT AGREE WITH SOME OF THE CLAIMS OF OFFICER SAFETY VIOLATIONS AND DID NOT ALWAYS FOLLOW THE INSTRUCTIONS GIVEN BY SUPERIORS. STINCHFIELD ALSO STATED HE FELT OFFICER SAFETY WAS SUBJECTIVE AND HE DID NOT BELIEVE HE HAD EVER VIOLATED OFFICER SAFETY PRACTICES.

TESTIMONY BY CHIEF KRAFT, CAPTAIN ROSAAEN, AND FORMER SIDNEY POLICE SERGEANT TYLER KAMMERZELL DETAILED THE NUMEROUS AND REPEATED OFFICER SAFETY VIOLATIONS STINCHFIELD COMMITTED AS WELL AS THE EFFORTS BY THE DEPARTMENT TO PROVIDE REMEDIAL TRAINING IN AN EFFORT TO GET STINCHFIELD TO AN ACCEPTABLE PERFORMANCE STANDARD. DESPITE THE DEPARTMENT'S EFFORTS, THOUGH, STINCHFIELD WAS UNABLE TO MEET THOSE PERFORMANCE STANDARDS.]

WHEN ASKED IF THERE WAS A CONSPIRACY TO GET RID OF STINCHFIELD, DIFONZO SAID IT WAS TOO DIFFICULT TO FIND LAW ENFORCEMENT OFFICERS SO EVERY EFFORT WAS MADE TO KEEP THEM.

KRAFT TESTIFIED THAT THE DEPARTMENT WAS UNDERSTAFFED BY TWO OFFICERS AND RECRUITING LAW ENFORCEMENT OFFICERS WAS VERY DIFFICULT DUE TO THE POLITICAL CLIMATE AND LOCATION. ALONG WITH RECRUITMENT, RETENTION IS ALSO AN ISSUE AS WELL, SAID KRAFT.

GERRY P. FAGAN, ATTORNEY FOR THE CITY, ASKED THE JURY TO WEIGH THE ACTUAL FACTS IN THE CASE RATHER THAN BE DISTRACTED BY FAILED ATTEMPTS BY THE PLAINTIFF'S ATTORNEY TO PORTRAY THE TERMINATION AS A VENDETTA BY EITHER KRAFT OR KAMMERZELL OR FAILURE TO FOLLOW POLICY.

AFTER A BRIEF DELIBERATION, WHICH INCLUDED LUNCH, THE JURY FOUND IN FAVOR OF THE CITY. (BERRYMAN, 2021)

REFERENCES

BERRYMAN, M. (2021, APRIL 16). CITY CLEARED OF WRONGFUL TERMINATION IN STINCHFIELD LAWSUIT. *SIDNEY HERALD*.

MAY



LAW ENFORCEMENT TORCH RUN IN SUPPORT OF SPECIAL OLYMPICS MONTANA

JUNE

Certificate of Achievement

Presented to

Travis Rosaaen



In recognition of the successful completion of the

Montana Executive Leadership Institute

and by these presents is entitled to such professional standing as may be properly accorded by reason of completion of the one hundred and sixty hours of instruction and independent study culminating in Helena, Montana on the 25th day of June, 2021.

Mr. Austin Knudsen, Attorney General
State of Montana

Mr. Glen Stinar, Administrator
Montana Law Enforcement Academy

CAPTAIN TRAVIS ROSAAEN GRADUATES FROM THE MONTANA EXECUTIVE LEADERSHIP INSTITUTE.



SGT. COLE SELMO RESIGNED FROM THE SIDNEY POLICE DEPARTMENT TO RETURN TO MINNESOTA AND GO TO BARBER COLLEGE.

JULY

MORE TRAINING...


MPAT PROCTOR – LT. ZEILER & OFC. PAPKA
DEFENSIVE TACTICS INSTRUCTOR – OFC. NORBY
FIELD TRAINING OFFICER SEMINAR – DET. NIEMAN & OFC. NORBY

FILMING THE RECRUITMENT VIDEO




AUGUST

SPD HOSTS INTERVIEW & INTERROGATION CLASS



Wicklender-Zulawski

CRIMINAL AND ADVANCED
INTERVIEW & INTERROGATION TECHNIQUES



MT & ND POST Approved

Hosted by:
Sidney Police Department
Richland County Extension Office
1499 N. Central Avenue
Sidney, MT 59270
8:00 AM - 4:00 PM

August 10-12, 2021
Criminal Interview & Interrogation
Early Price: \$470 per person (ends 5/10)
Regular Price: \$495 per person (ends 7/10)
Late Price: \$515 per person

August 13, 2021
Advanced Interview & Interrogation
Early Price: \$270 per person (ends 5/13)
Regular Price: \$295 per person (ends 7/13)
Late Price: \$315 per person

WZ's team of Certified Forensic Interviewers (CFI®) teach a series of techniques, anchored by the WZ Non-Confrontational Method to integrate strategic preparation, behavior interpretation, and structured questions which allows an interviewer to successfully adapt to any type of investigation.

Visit wz.com today to learn how to arm your agency with the skills to identify the truth.

Obtain training in the latest, most effective interview and interrogation techniques, including the WZ Non-Confrontational Method. Learn to assess verbal and non-verbal behavior and become more effective on the focus of an investigation and obtaining reliable information. Gather a variety of non-confrontational interview and interrogation techniques to overcome resistance of victims, witnesses, informants and criminal offenders.

SEMINAR ON CRIMINAL INTERVIEW & INTERROGATION
The 3-day WZ Seminar on Criminal Interview & Interrogation Techniques is designed to teach and reinforce the sound fundamentals of the interview and interrogation process for the professional investigator. This training course offers a broad range of cutting-edge methods and proprietary tools to conduct more effective interviews and interrogations, resulting in identifying the truth more efficiently and with less resistance. Using actual investigations this course offers a diverse collection of case studies to provide strategic tactics to establish guilt, substantiate confessions and prosecute the offenders.

SEMINAR TOPICS INCLUDE:


- Selective Interview Technique
- Fact-Finding Interview
- The Participatory Method
- False Confessions
- WZ Non-Confrontational Method

ADVANCED WORKSHOP ON INTERVIEWING TECHNIQUES
The 1-day WZ Advanced Workshop on Interview & Interrogation Techniques utilizes practical exercises, new concepts/techniques and psychological principles to enhance the law enforcement officer's ability to obtain legally acceptable confessions and to tailor their criminal interviews for maximum advantage. The purpose of the course is to offer participants, who have attended a basic introductory interview and interrogation course, with an opportunity to practice techniques in a workshop environment. This interactive workshop allows participants to work through actual case studies applying techniques taught by the instructor in real-world situations.

WORKSHOP TOPICS INCLUDE:

- Causes of Denials
- Dealing with Difficult Subjects
- Cognitive Interviewing
- Development of the Admission

COOL OFF WITH COPS...



COOL OFF WITH COPS!

WEDNESDAY AUGUST 26, 4 PM
4 PM TO 7 PM TO SUPPORT ALL AGES
(FREE ADULTS PROVIDED)

JOIN BCHA, SIDNEY PD, AND DRUG FREE COMMUNITIES FOR SOME SUMMER FUN!



SEPTEMBER

9/11 20TH ANNIVERSARY CEREMONY



OCTOBER

CONFERENCES...

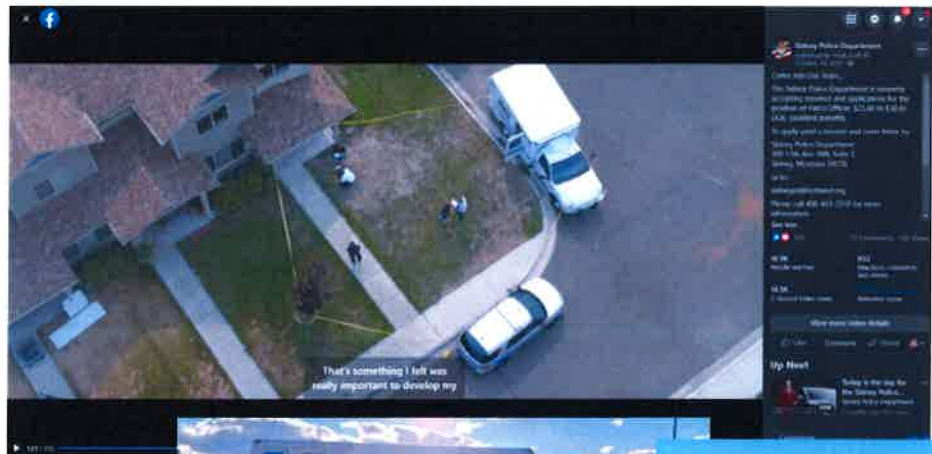
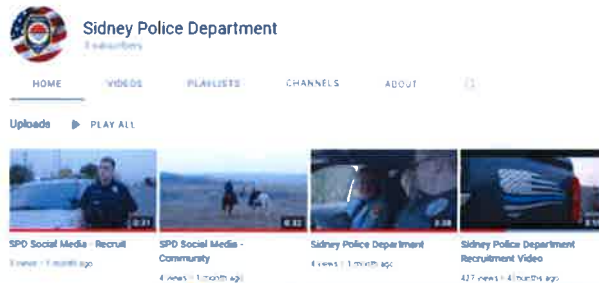
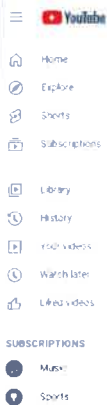


CHIEF KRAFT ELECTED TO MACOP BOARD OF DIRECTORS



CHIEF KRAFT AND LT. ZEILER ATTEND THE FIRST OF THE THREE FBI-LEEDA LEADERSHIP COURSES.

WE FINALLY GET THE FINISHED RECRUITMENT VIDEO...



RED RIBBON WEEK

TRUNK-OR-TREAT

NOVEMBER

A NEW OFFICER JOINS THE DEPARTMENT



OFFICER JOSEPH SWANSON SWORN IN BY MAYOR NORBY.

OFFICER PAPKA RESIGNS FROM THE SIDNEY PD.

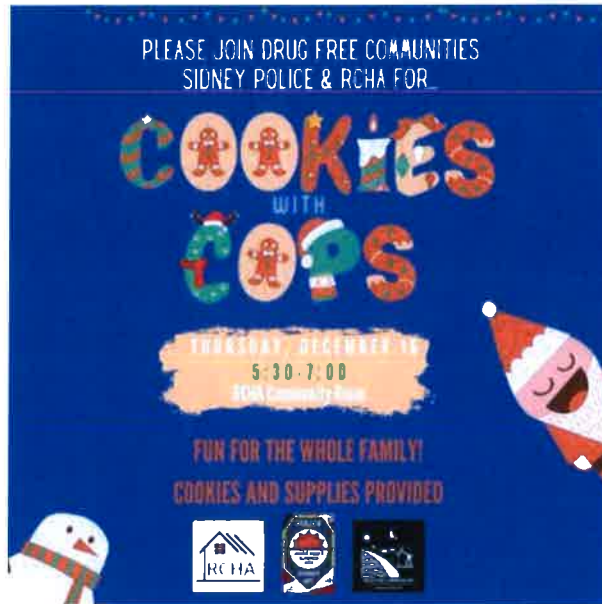


POLAR PLUNGE



DECEMBER

COOKIES WITH COPS



1ST ANNUAL SIDNEY POLICE DEPARTMENT AWARDS BANQUET & CHRISTMAS PARTY



**OFFICER BRETT NORBY
AWARDED THE SPD
OFFICER OF THE YEAR
AWARD.**

**OFFICER JONATHAN RYAL
AWARDED THE
LIFESAVING AWARD**

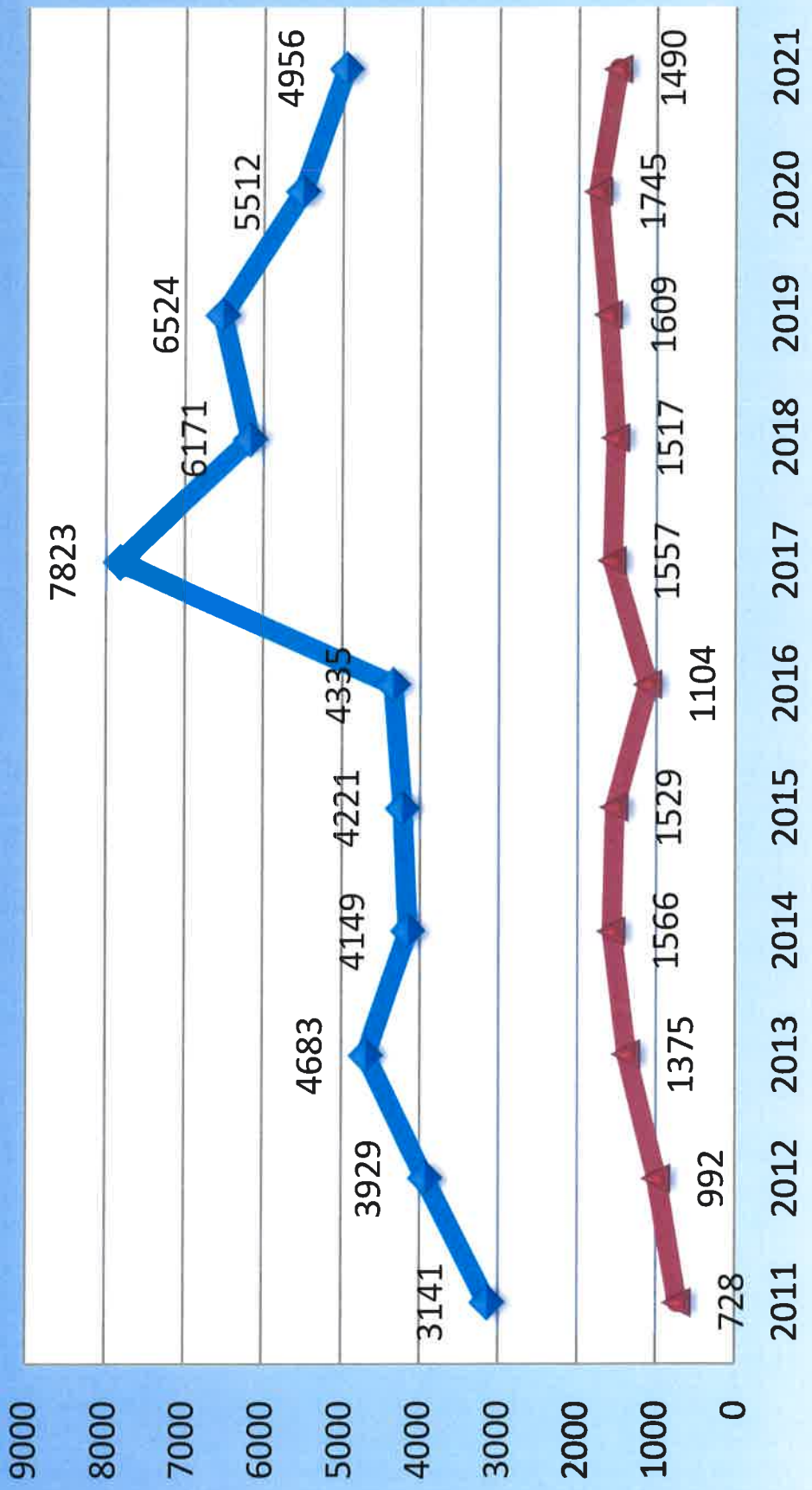


**CAPT. TRAVIS ROSAAEN
AWARDED THE
DISTINGUISHED SERVICE
AWARD.**

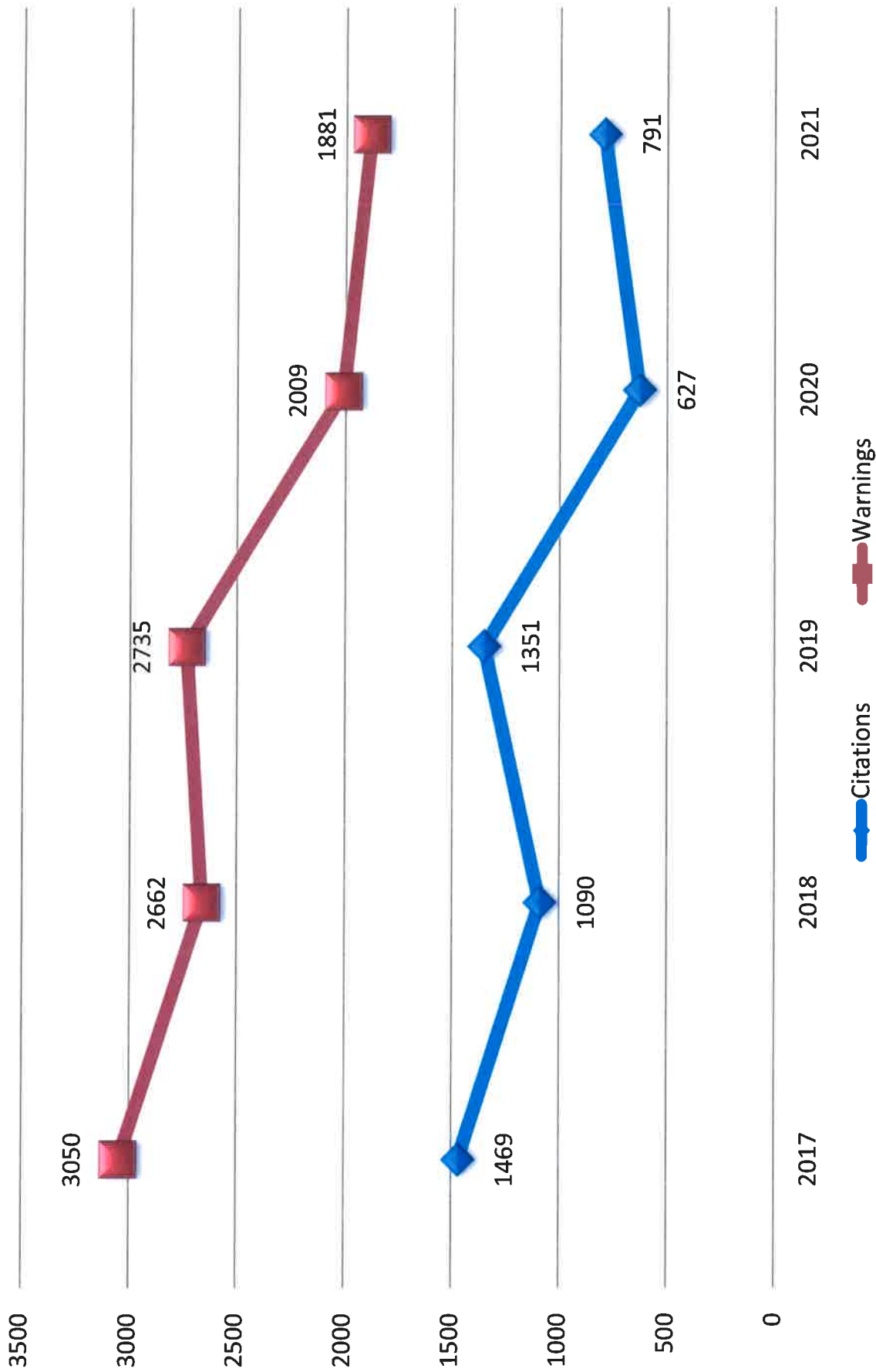


Sidney Police Department 2011-2021 Call Volume

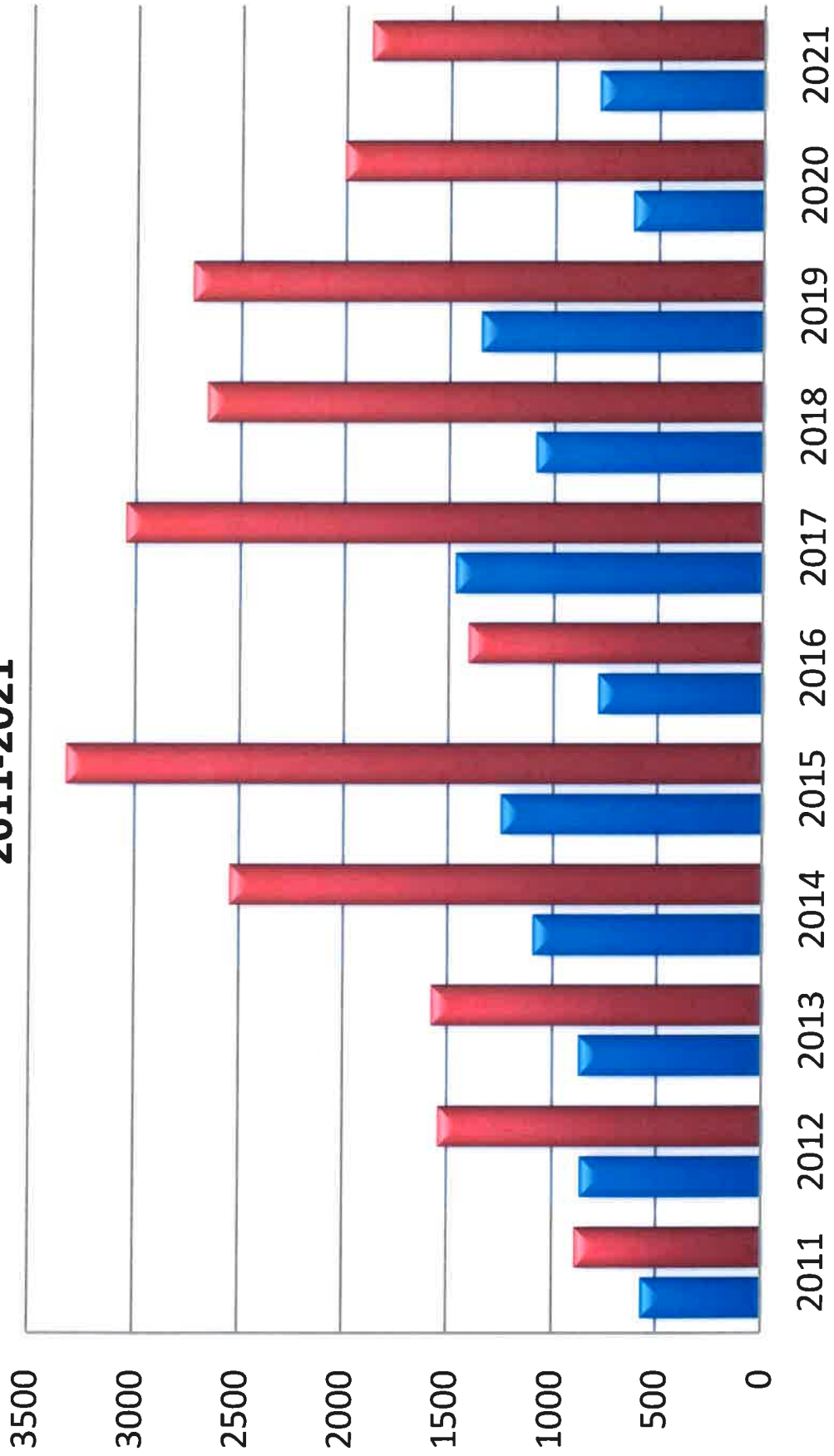
◆ Total CFS's
▲ Offenses



Sidney Police Department 2017-2021 Traffic Enforcement

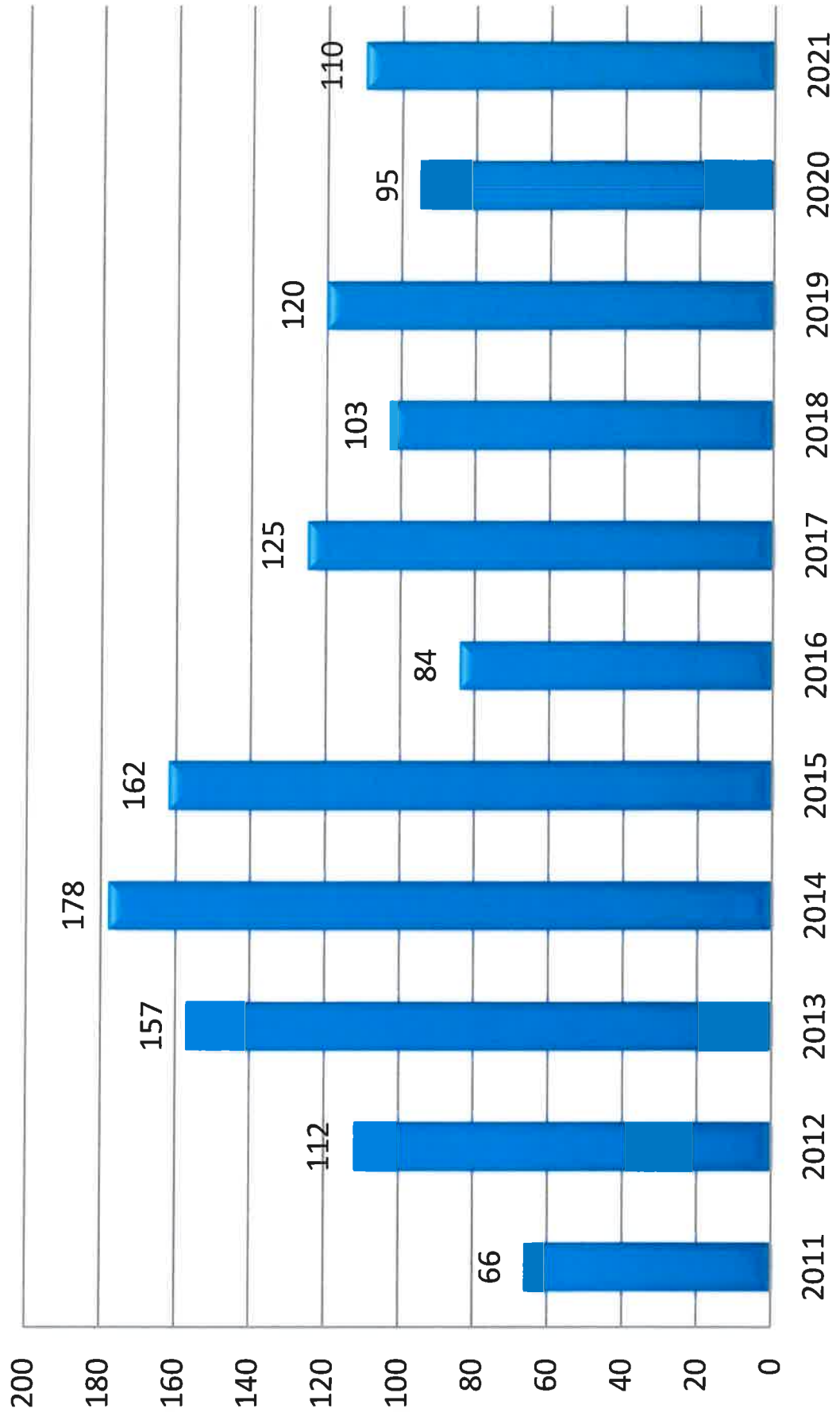


Sidney Police Department Traffic Enforcement 2011-2021

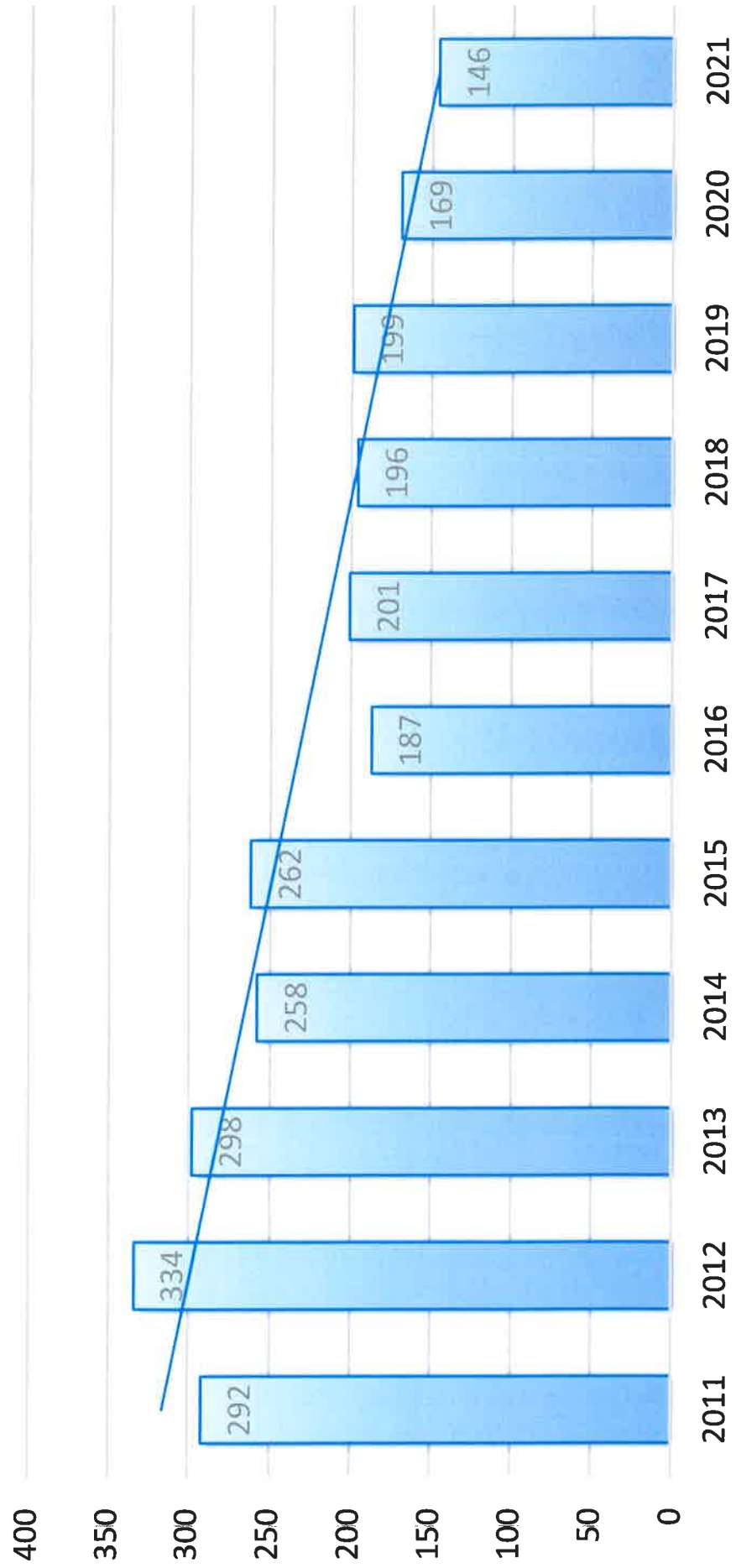


■ Traffic Citations ■ Traffic Warnings

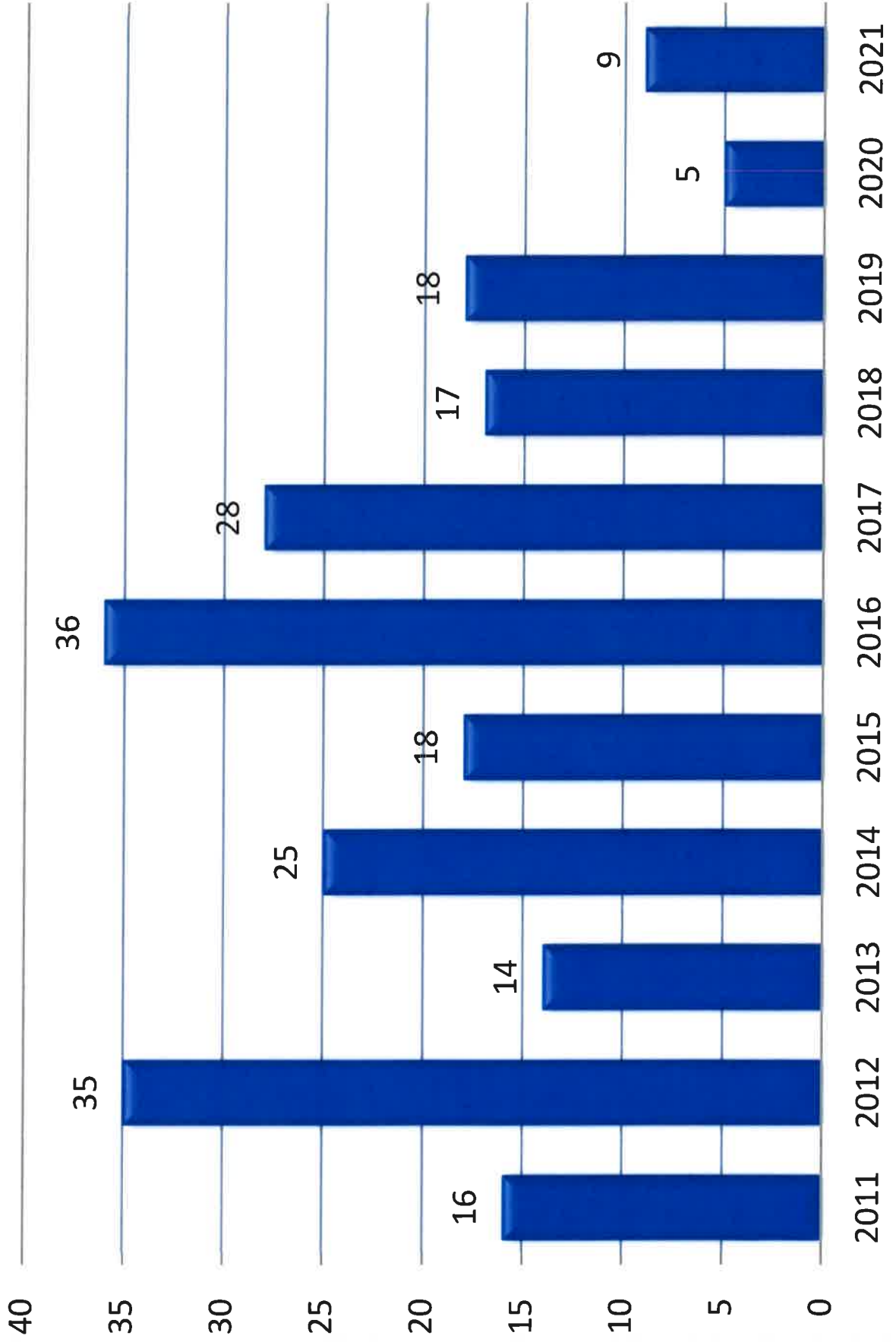
Sidney Police Department DUI's 2011-2021



Sidney Police Department 2011-2021 Motor Vehicle Accident Investigations

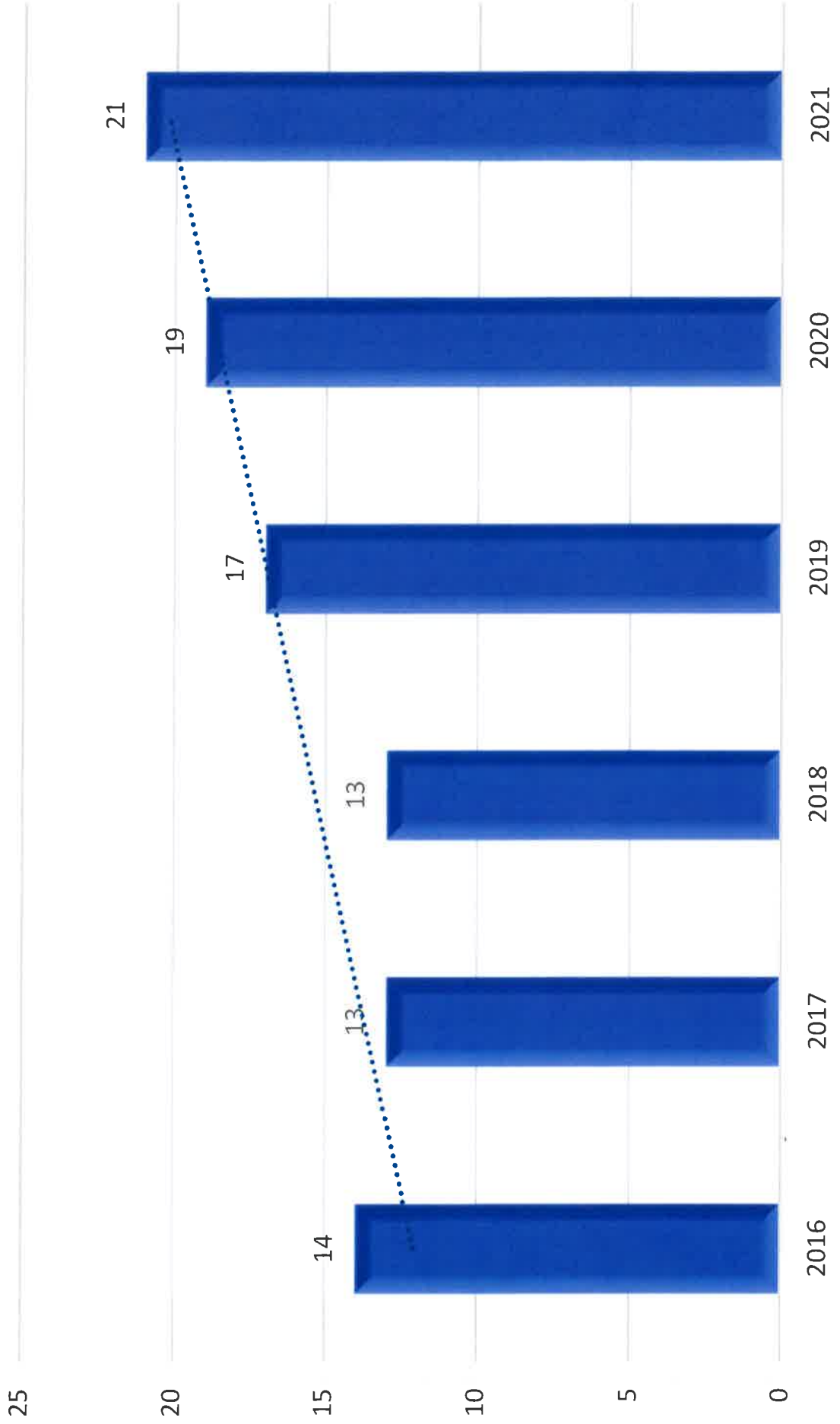


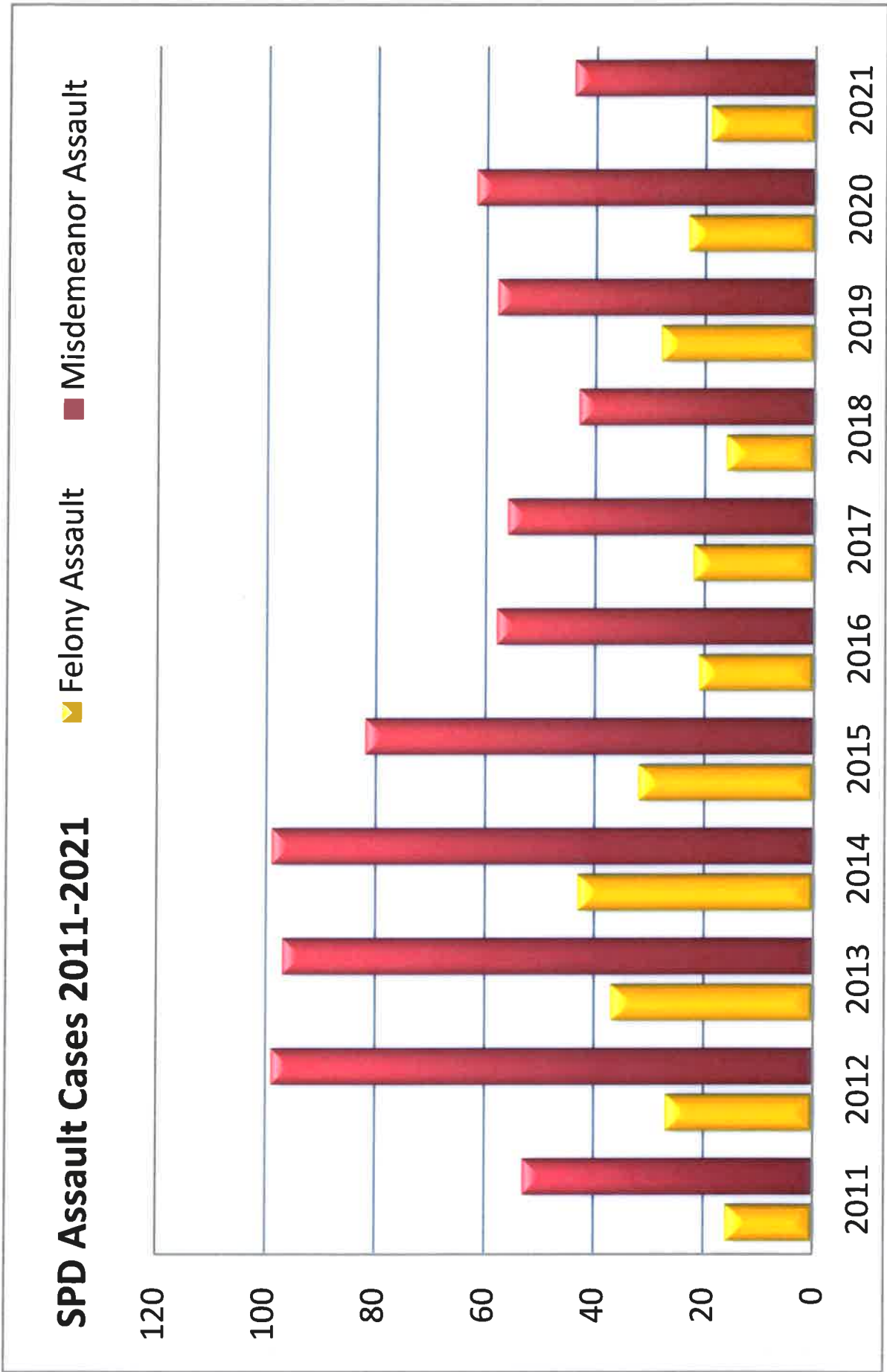
SPD Burglary Cases 2011-2021



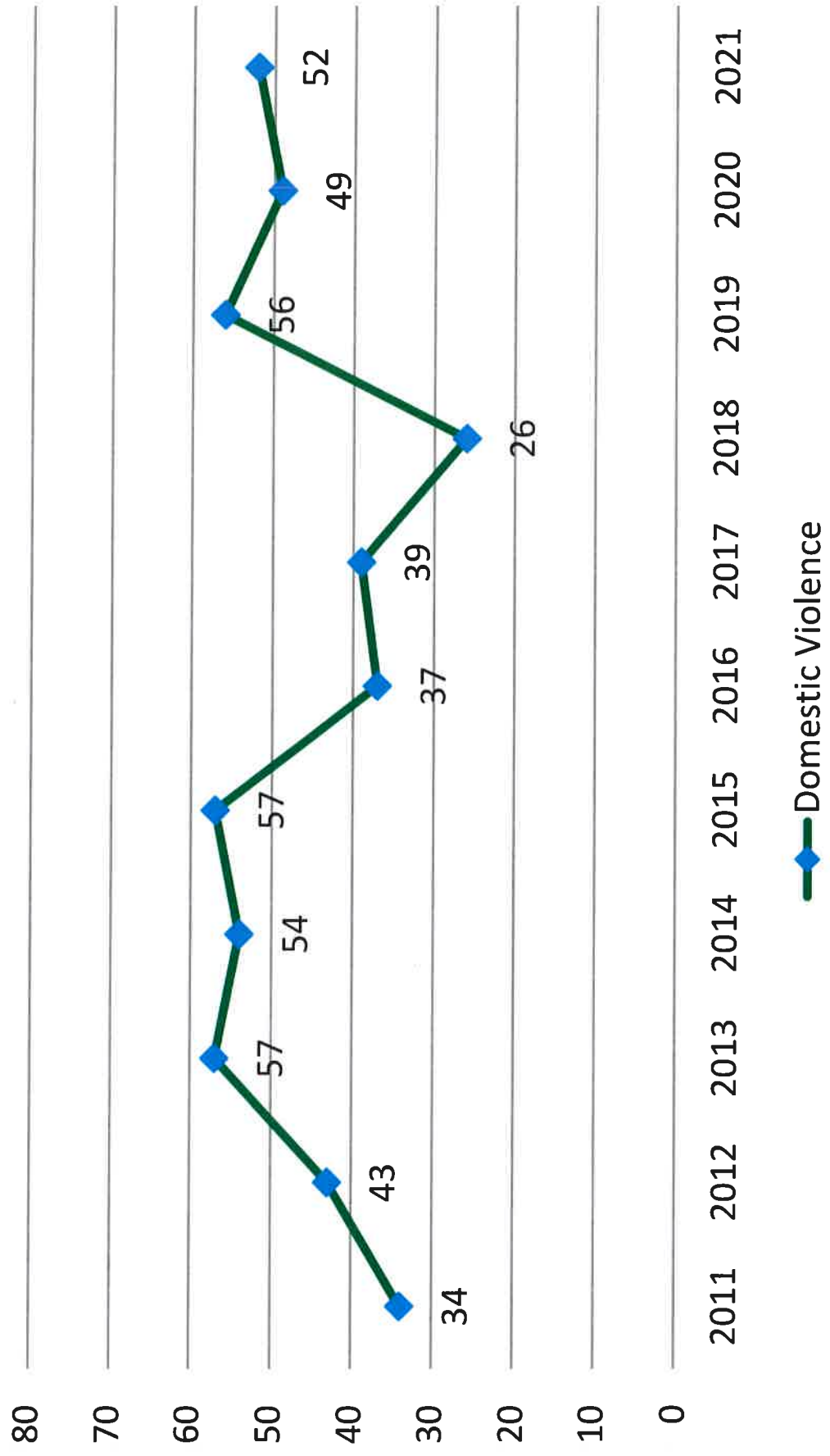
Sidney Police Department 2011 - 2021

Sex Offenses

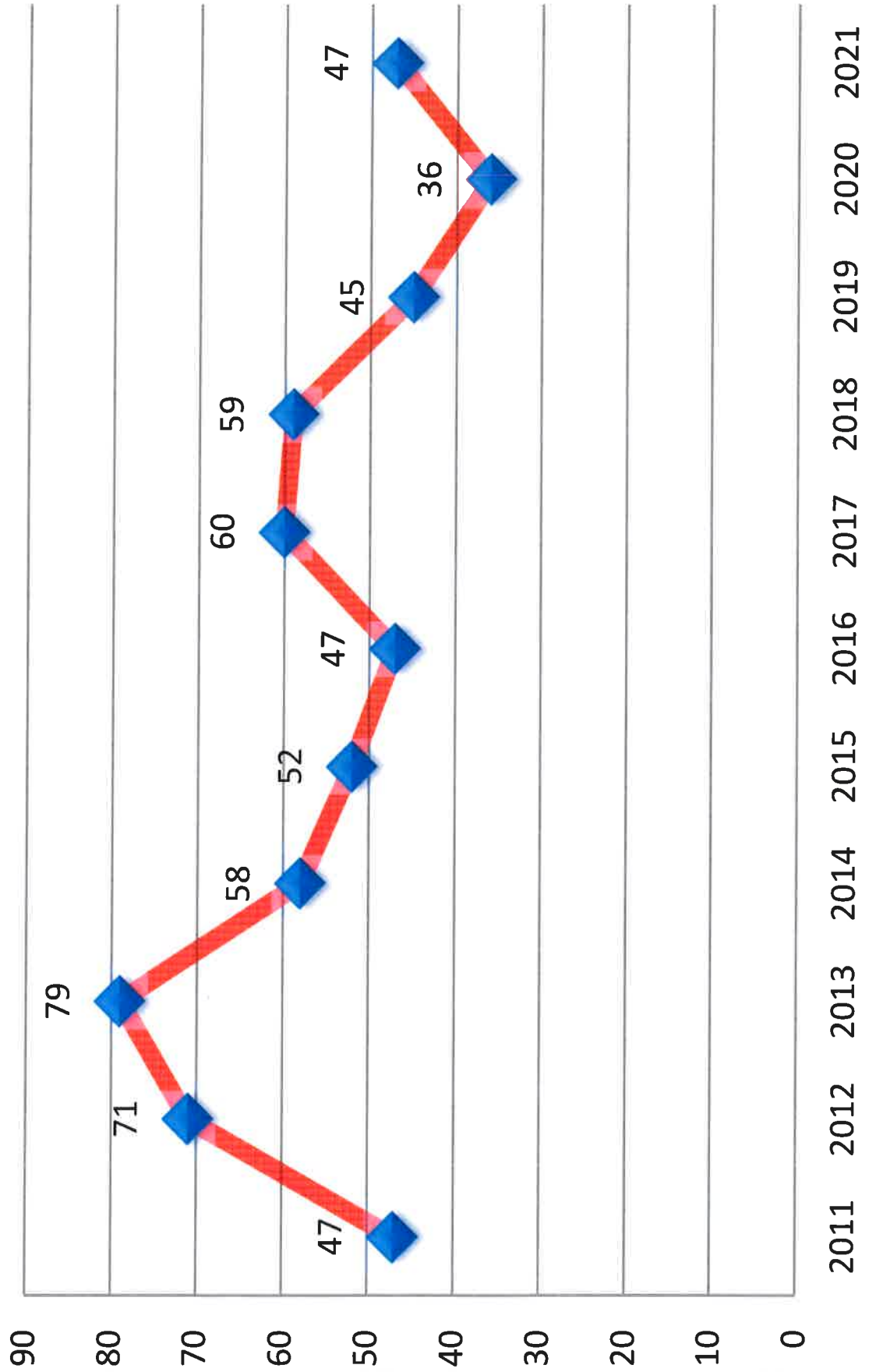




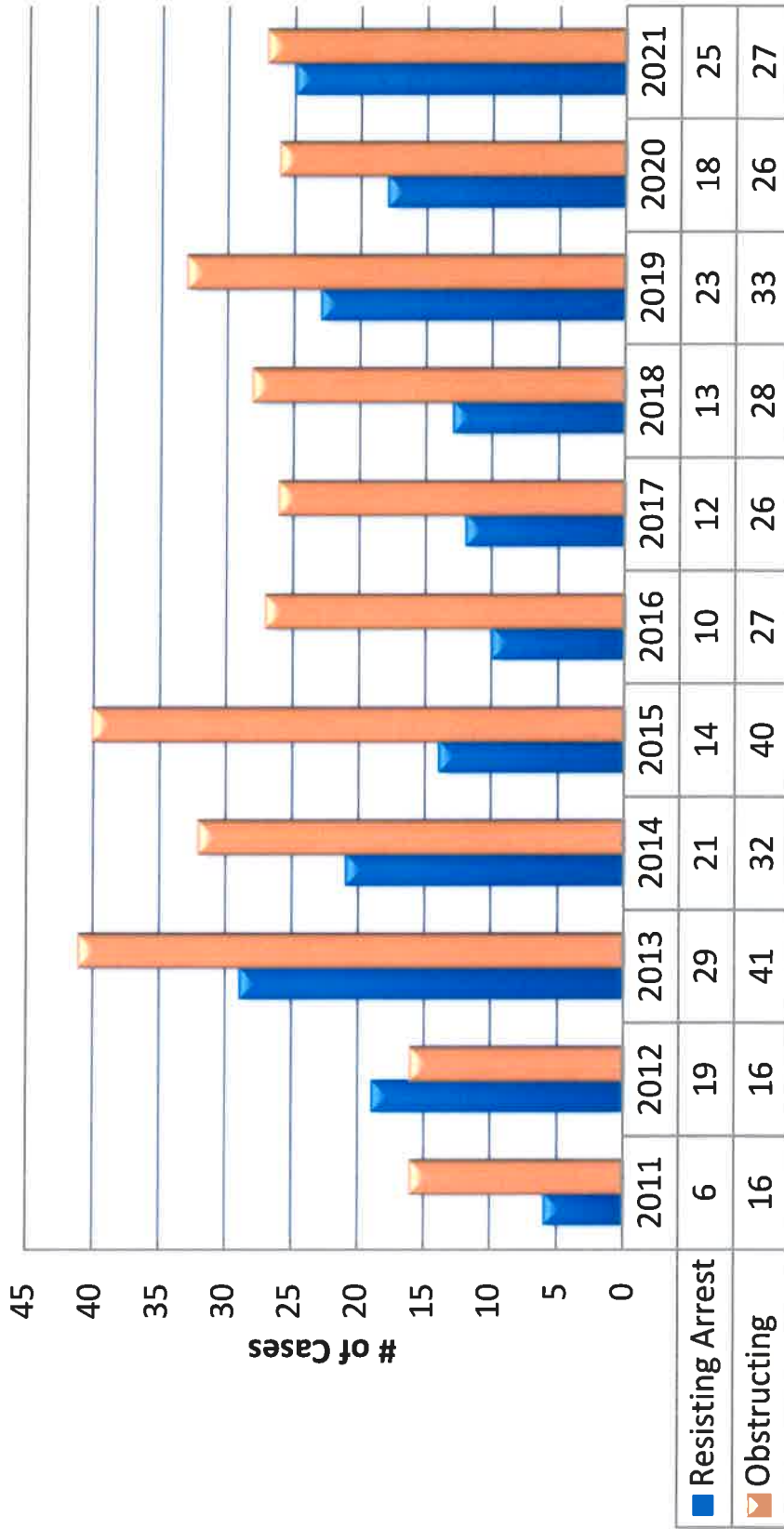
Sidney Police Department Domestic Violence Cases 2011-2021



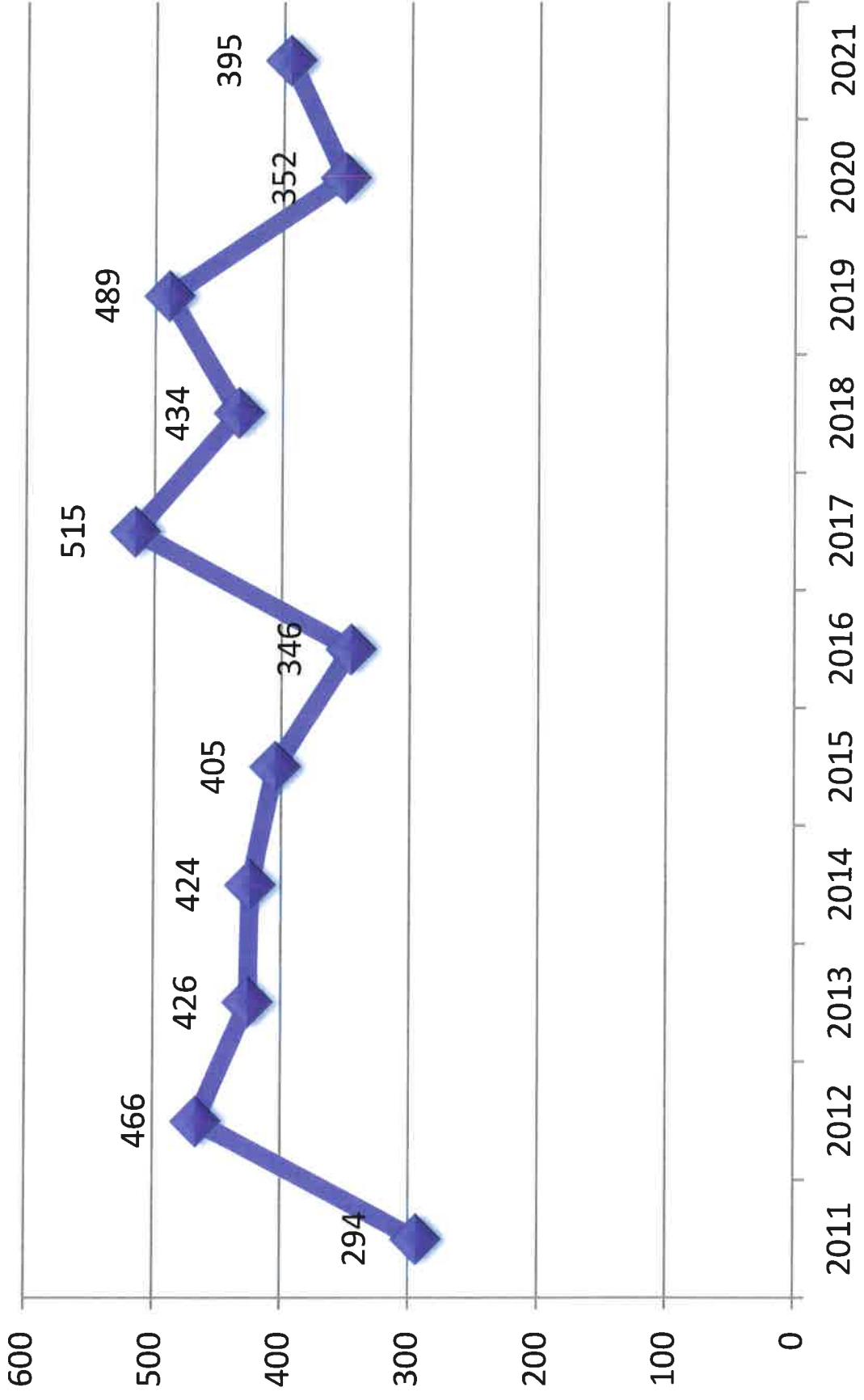
Sidney Police Department 2011-2021 Disorderly Conduct



Sidney Police Department 2011-2021 Resisting Arrest & Obstructing



Sidney Police Department Total Arrests 2011-2021



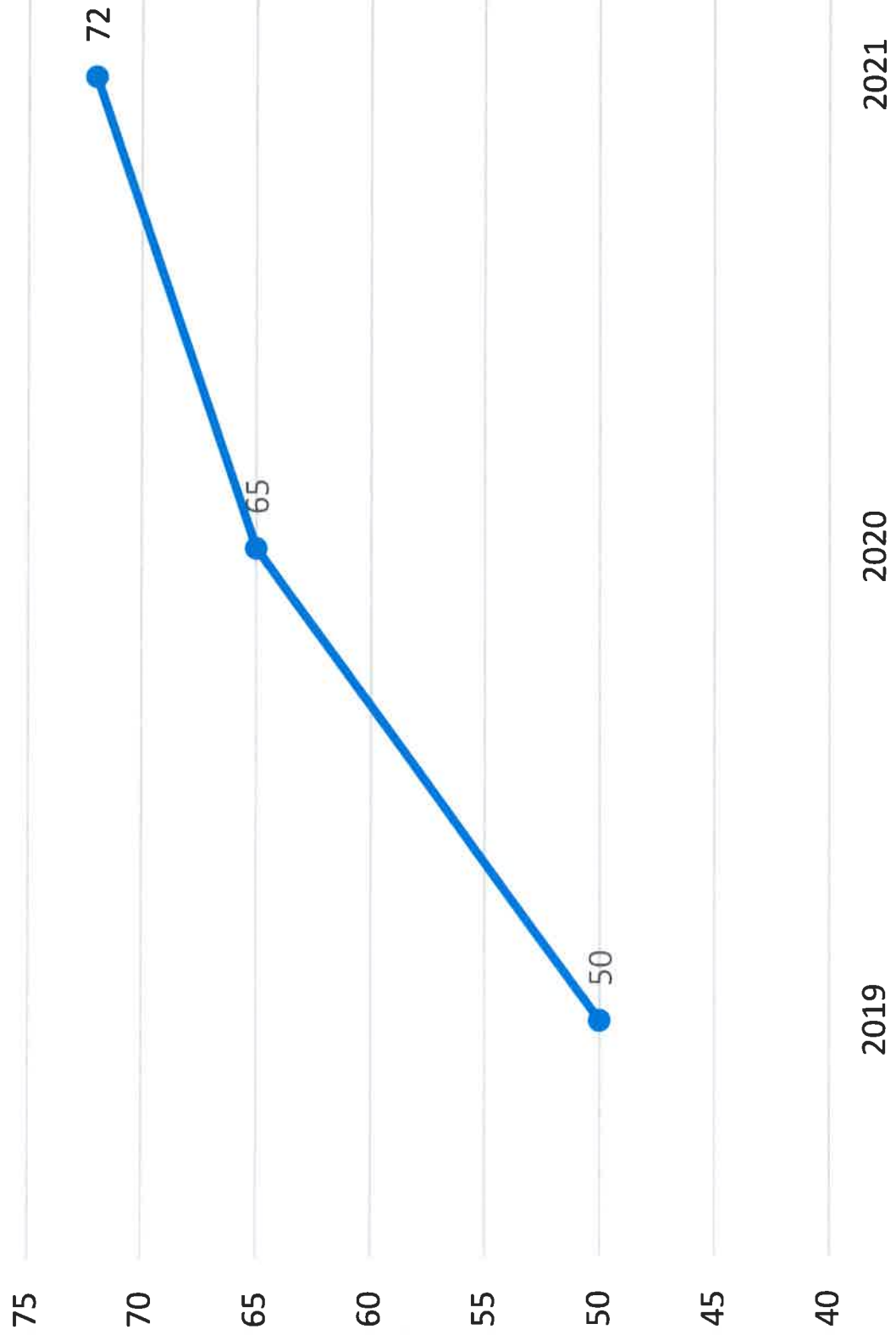
SIDNEY POLICE DEPARTMENT - USE OF FORCE

	2019	2020	2021		2019	2020	2021
Total Use of Force Incidents	50	65	72	<u>Suspect Armed</u>			
				Yes	6	13	10
				No	44	50	61
<u>Officer Force Used</u>				Unknown	0	2	1
Baton	1	0	0	Pending further investigation			
Blunt Instrument/Flashlight	0	0	0				
Canine	0	0	0				
Chemical Agent / OC Spray	0	0	0	<u>Impairment</u>			
Taser	6	8	3	Alcohol	26	26	32
Explosive Device	0	0	0	Drug	7	5	11
Firearm	14	29	30	Mental Health	3	9	5
Hands-Fists- Feet	34	33	43	Pending further investigation	0	0	2
Impact Projectile	0	0	0	Unknown	2	13	13
Other	4	2	0	None	16	17	20
Pending further investigation	0	0	0				
Unknown	0	1	1	<u>Injuries</u>			
				Death	0	0	0
<u>Threat Directed At...</u>					0	0	0
Another party	3	7	6	Gunshot Wound			
Both the officer and others	4	2	8	None	46	62	70
Officer	31	36	35	Pending further investigation	0	0	1
Pending further investigation	0	0	0	Serious Injury	0	0	0
Unknown	12	20	23	Unconsciousness	0	0	0
				Unknown	2	3	1

SIDNEY POLICE DEPARTMENT - USE OF FORCE			
	2019	2020	2021
<u>RESISTANCE BY SUBJECT</u>			
Attempt to escape/flee custody	5	8	17
Barricading Self	3	4	3
Directing a vehicle at an officer or another	1	0	0
Displaying a weapon at an officer or another	0	4	1
Failing to comply to verbal commands or other types of passive resistance	39	40	48
Intentionally spitting or bleeding on an officer	1	1	1
Making verbal threats	8	4	2
None	8	12	0
Pending further investigation	0	0	0
Resisted being handcuffed or arrested	21	26	27
Throwing an article or object at an officer	0	0	0
Unknown	0	0	0
Using a firearm against an officer or another	0	0	0
Using another weapon against an officer or another	0	1	1
Using hands, fists, feet against an officer or another	3	5	7

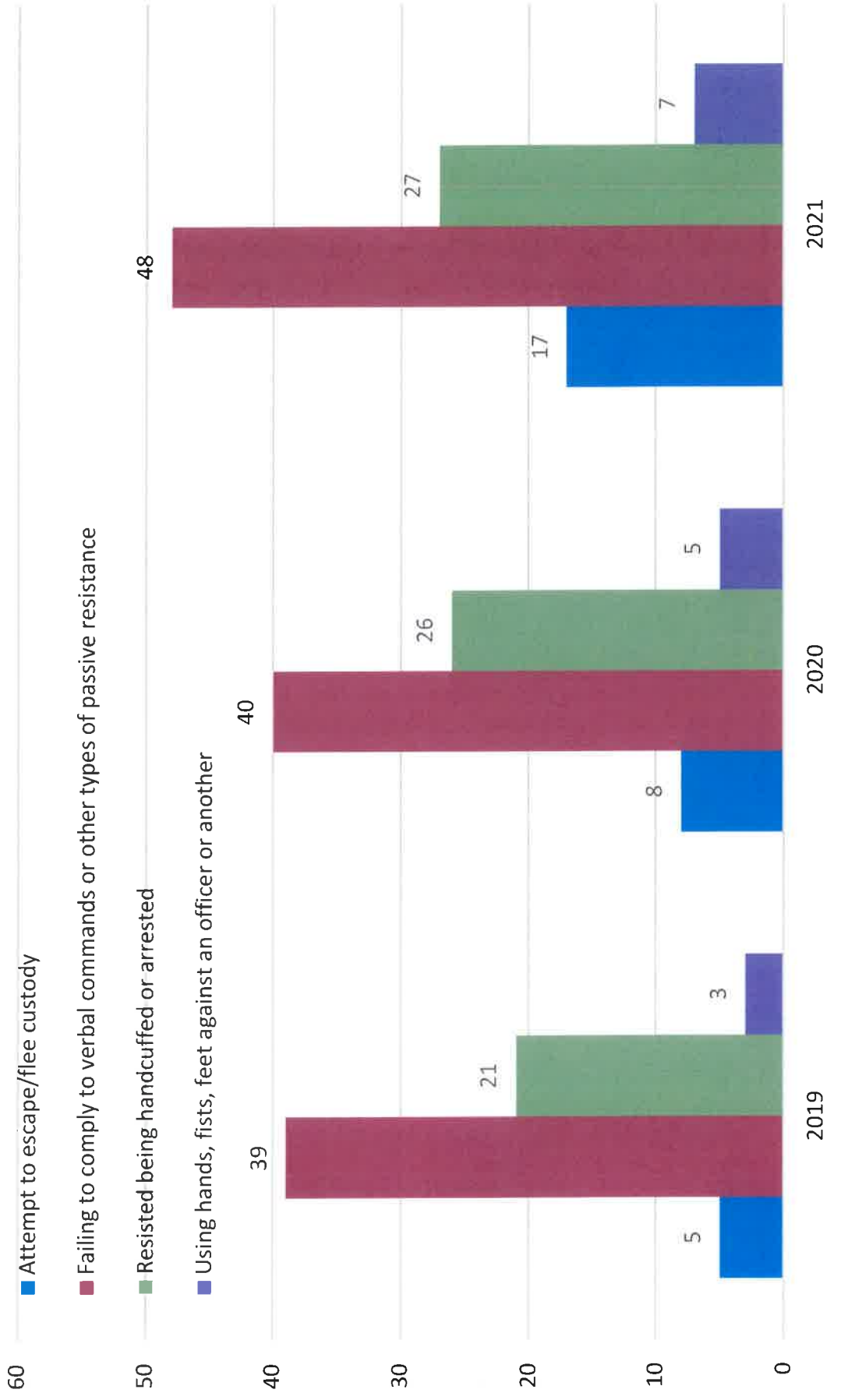
SIDNEY POLICE DEPARTMENT

Total Use of Force Incidents

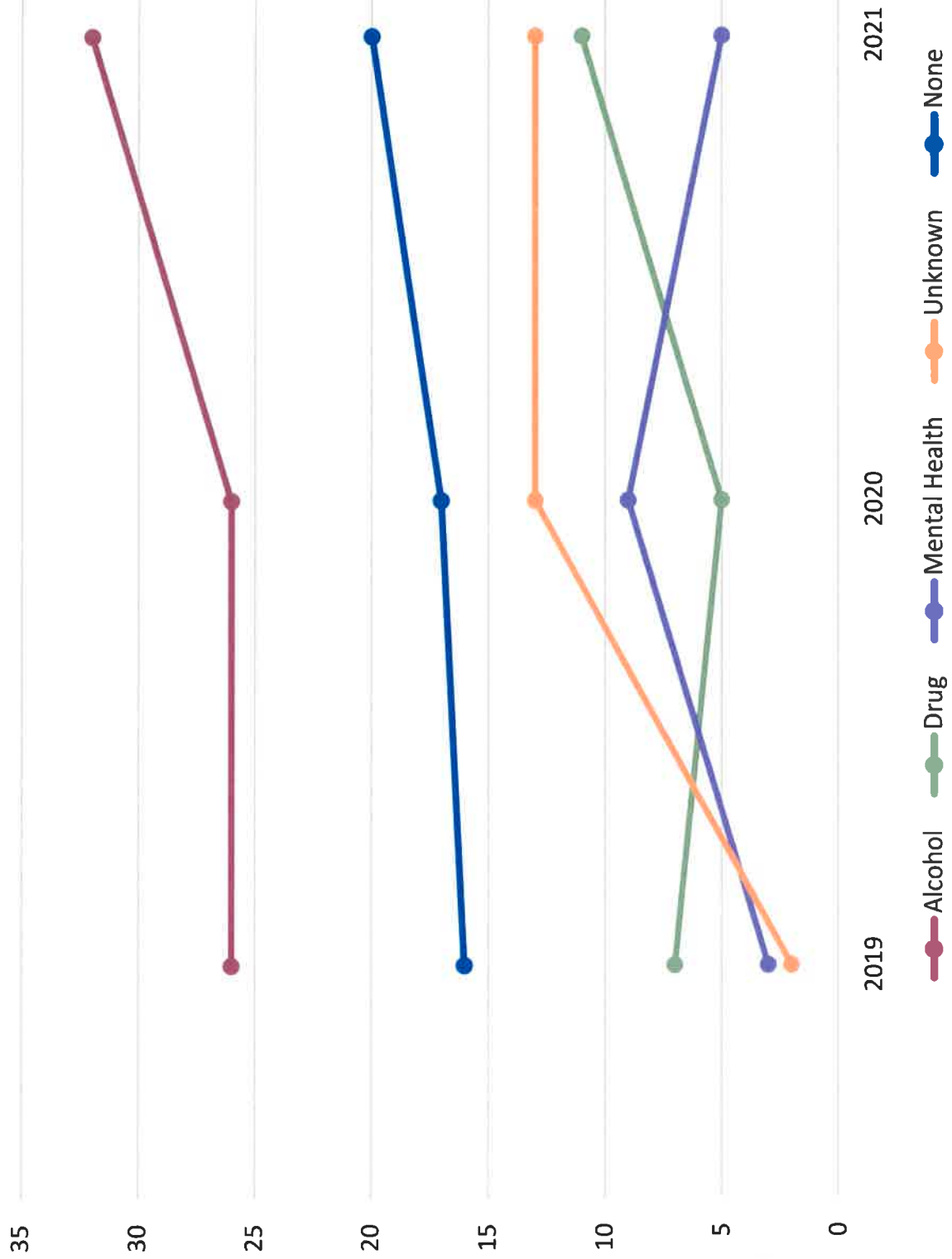


SIDNEY POLICE DEPARTMENT - USE OF FORCE

Resistance By Subject



SIDNEY POLICE DEPARTMENT - USE OF FORCE Subject Impairment

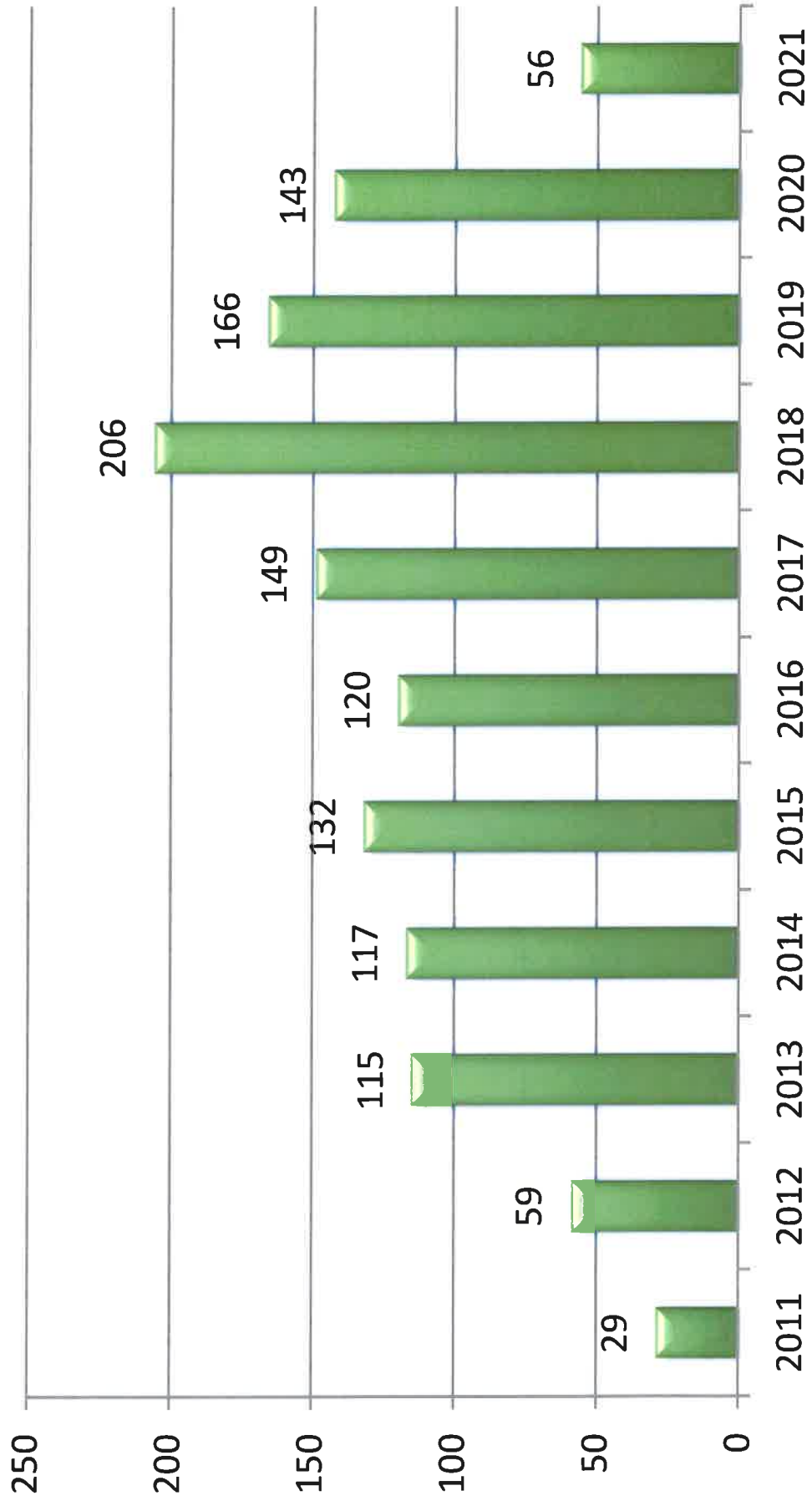


SIDNEY POLICE DEPARTMENT - NARCOTICS SEIZURES

	2017	2018	2019	2020	2021
Marijuana					
Total Seizures	49	64	47	55	9
Aggregate Weight/Dosage	267.621 grams	527.609 grams	378.446 grams	15840.720 grams	475.911 grams
Aggregate Weight/Dosage		2 Plants	1 Plant		
Aggregate Weight/Dosage		49 Dosage Units			
Hashish					
Total Seizures	6	5	5	7	0
Aggregate Weight/Dosage	113.51 grams	462.626 grams	90.902 grams	387.677 grams	0
Aggregate Weight/Dosage		1 Dosage Unit			
Methamphetamine/Amphetamine					
Total Seizures	31	32	44	71	45
Aggregate Weight/Dosage	116.04 grams	2620.371 grams	199.309 grams	2978.438 grams	64.269 grams
Heroin					
Total Seizures	6	3	3	1	0
Aggregate Weight/Dosage	0.4 grams	60.91 grams	1.521 grams	246.2 grams	0
Aggregate Weight/Dosage	2 Dosage Units				
Other Cocaine					
Total Seizures	2	2	0	9	1
Aggregate Weight/Dosage	30.8 grams	41.7 grams	0	850.912 grams	7.300 grams
Crack Cocaine					
Total Seizures	0	3	0	0	0
Aggregate Weight/Dosage	0	4 grams	0	0	0
Other Hallucinogens					
Total Seizures	0	1	1	4	1
Aggregate Weight/Dosage	0	0.8 grams	1.5 gram	274 Dosage Units/Items	2 Dosage Units/Items
Other Narcotics					
Total Seizures	2	4	3	3	6
Aggregate Weight/Dosage	3.5 Dosage Units	2400 Milliliters	464 Fluid Ounces	464 Fluid Ounces	
Aggregate Weight/Dosage		52 Dosage Units	4 Dosage Units	281 Dosage Units	19 Dosage Units/Items
Other Stimulants					
Total Seizures	0	0	0	4	0
Aggregate Weight/Dosage	0	0	0	6 Dosage Units/Items	0
Other Depressants					
Total Seizures	2	3	1	2	1
Aggregate Weight/Dosage	11.5 Dosage Units	340.75 Dosage Units	1 Dosage Unit	2 Dosage Units / Items	8 Fluid Ounces
Other Drugs					
Total Seizures	6	2	12	16	7
Aggregate Weight/Dosage	126 Dosage Units	48 Dosage Units	195.5 Dosage Units / Items	44.5 Dosage Units / Items	22.5 Dosage Units/Items
Unknown Drug Type					
Total Seizures	3	8	4	6	2
Aggregate Weight/Dosage	1 Dosage Unit	77 Dosage Units	204.5 Dosage Units / Items	24 Dosage Units / Items	
Aggregate Weight/Dosage	0.01 grams	4.25 grams	42.21 grams		30 grams
Total Seizures	105	125	120	169	169

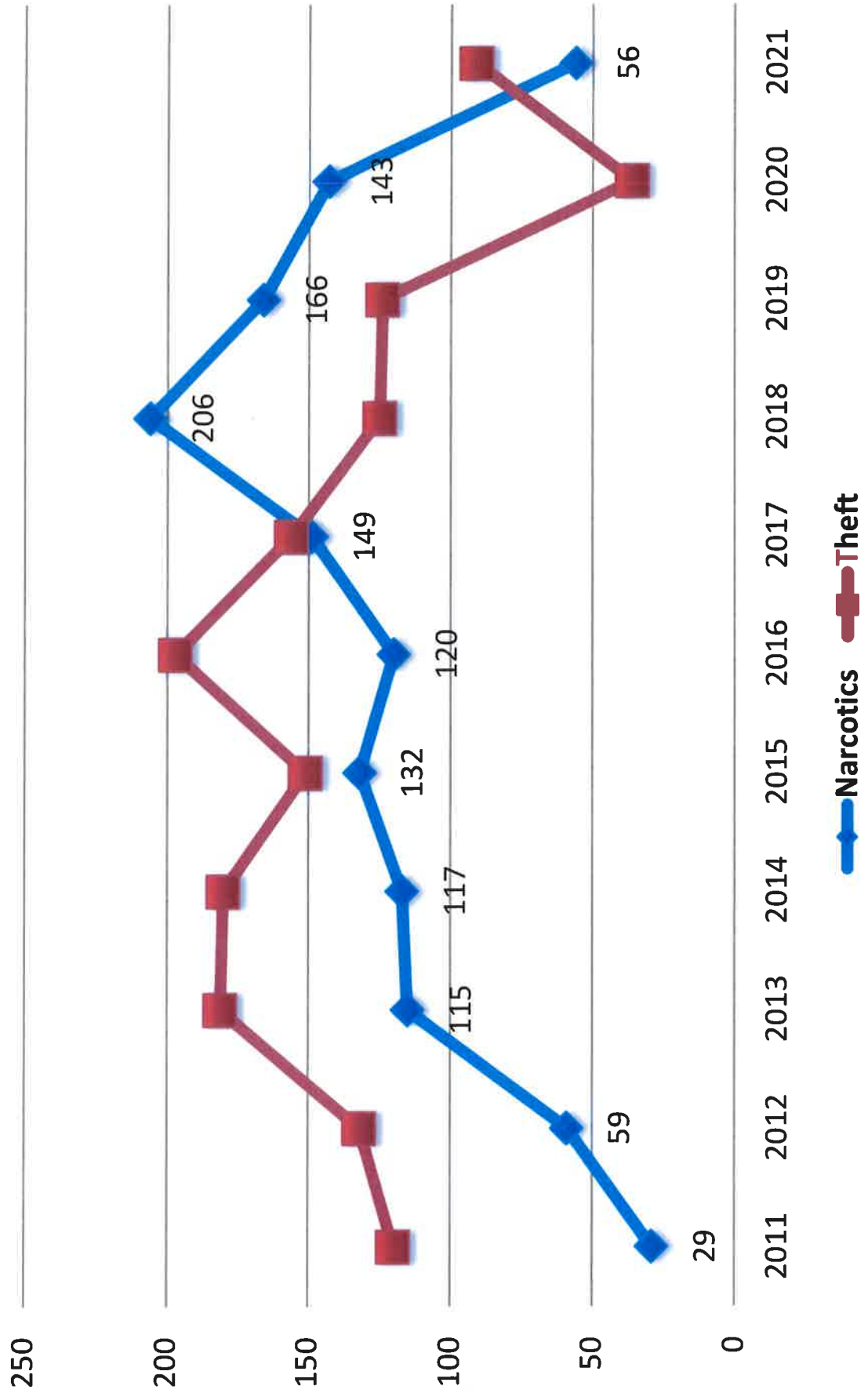
Item a.

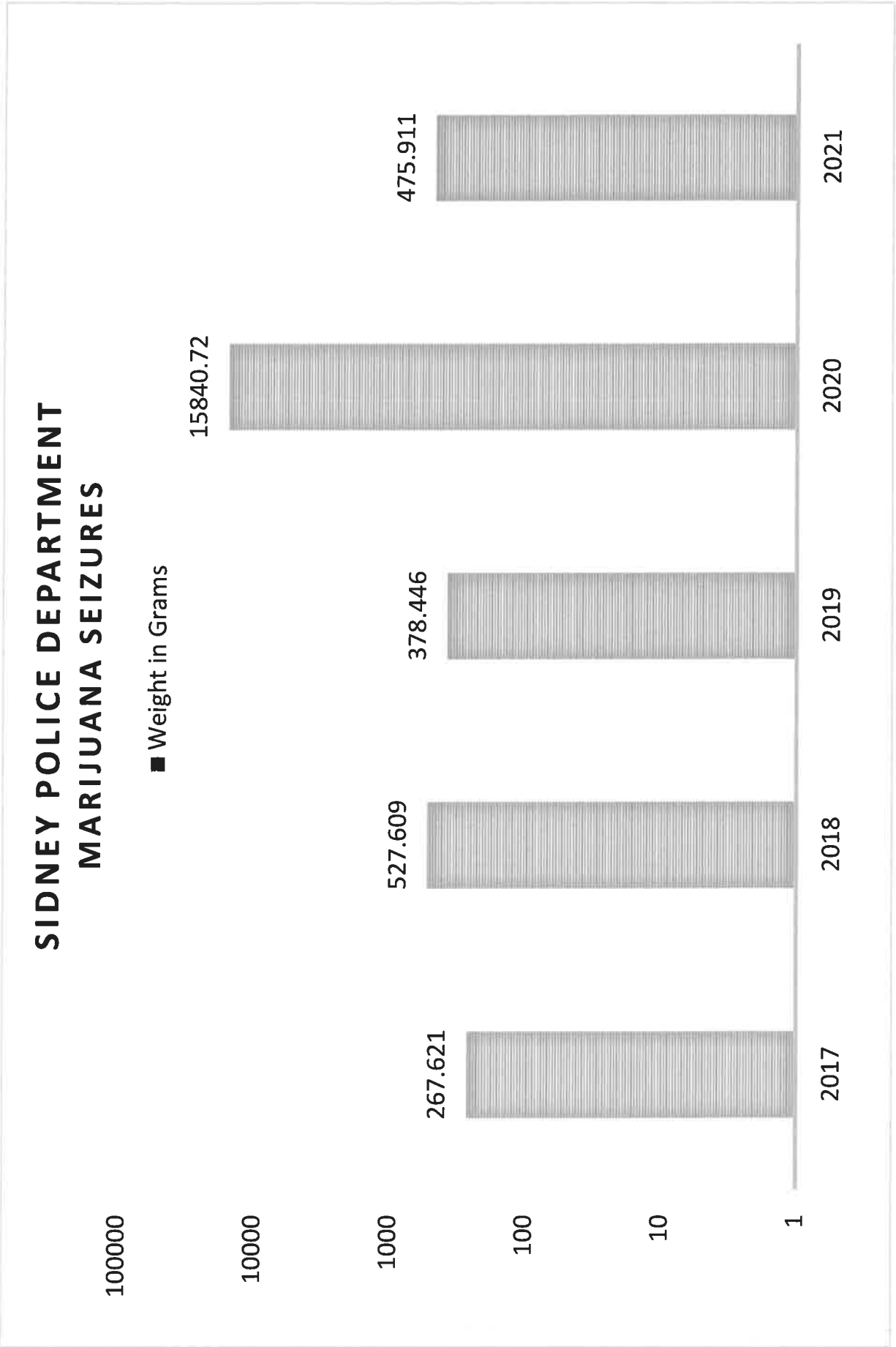
Sidney Police Department 2011-2021 Narcotics Cases

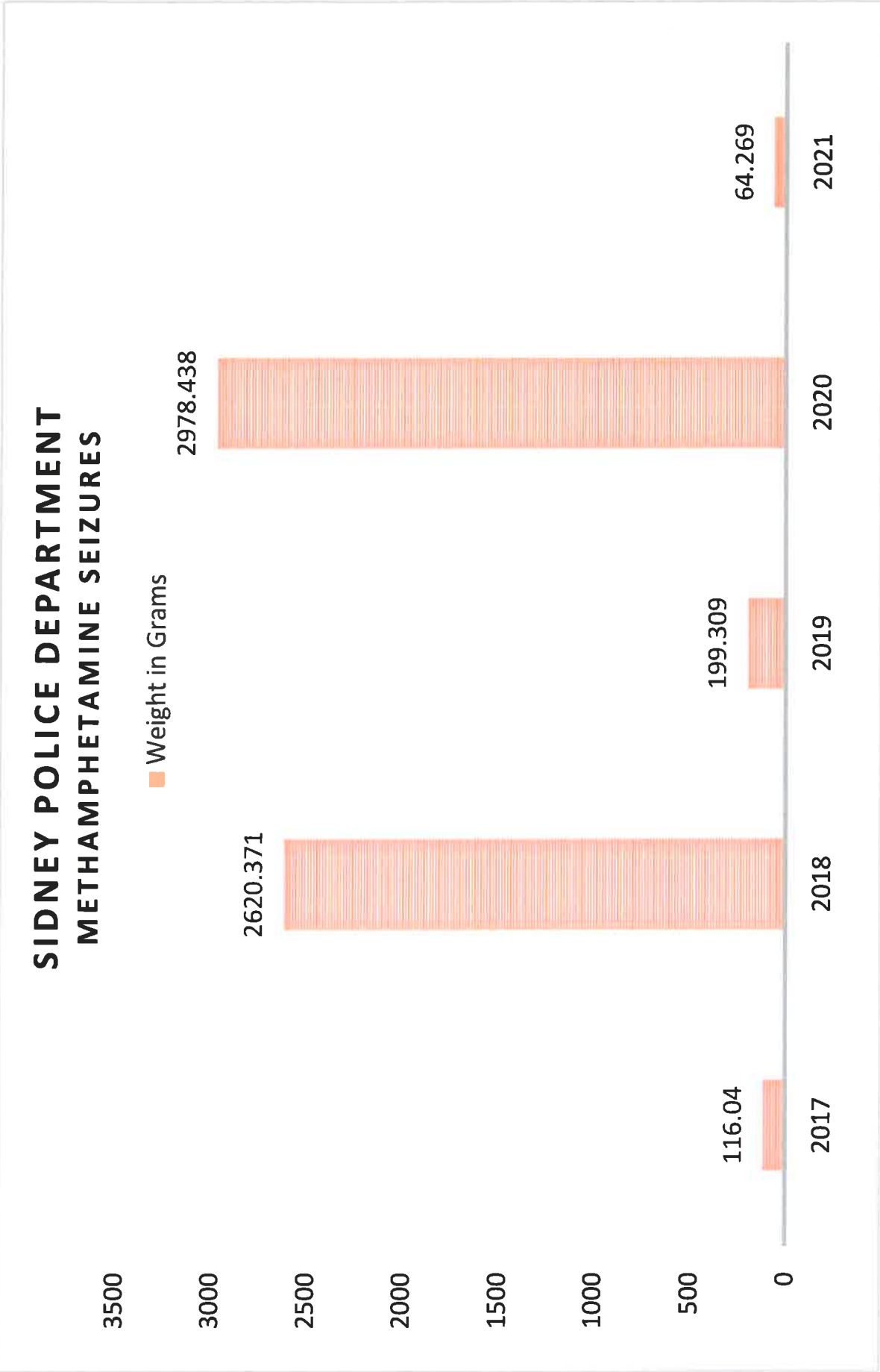


Sidney Police Department 2011-2021

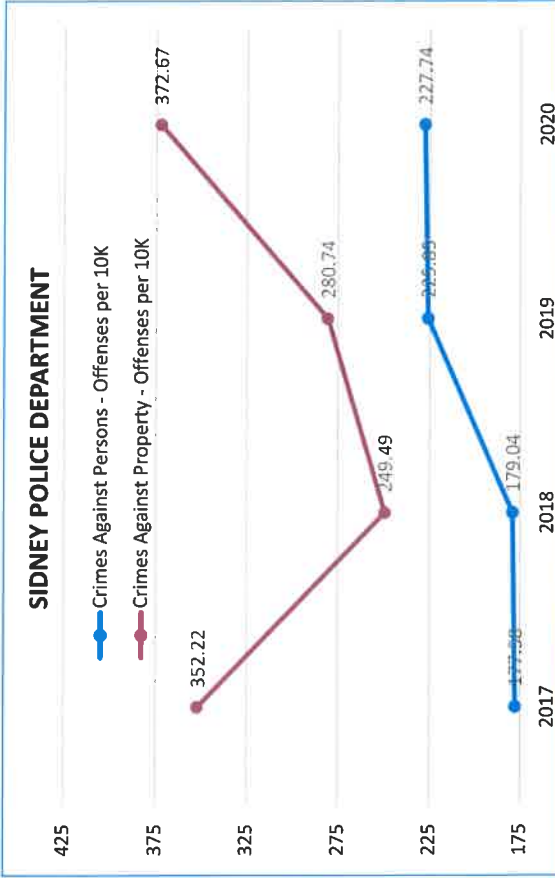
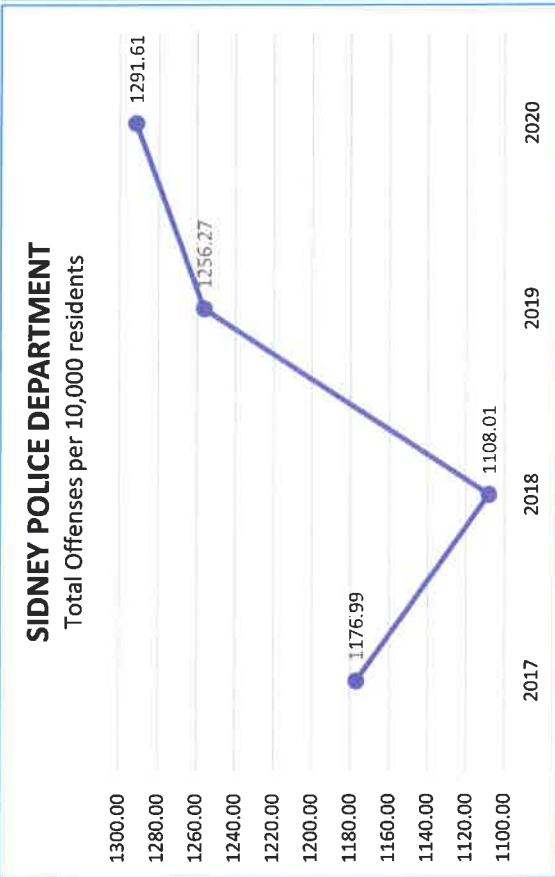
Narcotics vs. Theft cases







SIDNEY POLICE DEPARTMENT - NIBRS DATA							
Year	Agency Population	Offenses Reported	Offenses Cleared by Arrest	Percent Cleared	Total Offenses per 10K	Crimes Against Persons - Offenses per 10K	Crimes Against Property - Offenses per 10K
2017	6,814	802	442	56.73%	1176.99	177.58	352.22
2018	6,814	755	423	58.15%	1108.01	179.04	249.49
2019	6,376	801	511	65.67%	1256.27	225.85	280.74
2020	6,279	811	395	56.84%	1291.61	227.74	372.67



	AGENCY	Population Served	Offenses Reported	Percent Cleared	Total Offenses per 10K	Crimes Against Persons - Offenses per 10K	Crimes Against Property - Offenses per 10K	# Sworn Officers	Offenses / Officer
1	Sidney Police Department	6,279	811	56.84%	1291.61	227.74	372.67	10	81
2	Richland County Sheriff Office	3,810	156	61.54%	409.45	115.49	125.98	10	16
3	Williston Police Department	31,046	4,331	52.62%	1395.03	216.45	367.52	87	50
4	Watford City Police Department	9,309	664	39.62%	713.29	109.57	213.77	27	25
5	McKenzie County Sheriff Office	7,055	655	43.52%	928.42	164.42	269.31	37	18
6	Dickinson Police Department	23,801	2,549	52.84%	1070.96	139.07	379.82	43	59
7	Billings Police Department	110,157	13571	37.34%	1231.97	215.42	734.95	156	87
8	Missoula Police Department	76,468	8645	51.02%	1130.54	168.83	566.64	116	75
9	Great Falls Police Department	58,345	8647	45.48%	1482.05	163.00	807.10	87	99
10	Bozeman Police Department	51,460	3025	55.57%	587.84	100.66	235.13	60	50
11	Butte-Silver Bow Law Enforcement Dept.	35,068	3,327	27.62%	948.73	109.79	631.92	51	65
12	Helena Police Department	33,629	4,063	42.68%	1208.18	186.74	558.74	47	86
13	Kalispell Police Department	25,125	2,266	58.47%	901.89	117.01	369.35	41	55
14	Fargo Police Department	126,927	13,494	36.65%	1063.13	230.61	524.16	185	73
15	Bismarck Police Department	74,997	9,128	39.45%	1217.12	218.81	563.09	133	69
16	Minot Police Department	48,108	2,944	40.63%	611.96	112.87	273.55	81	36
17	West Fargo Police Department	38,561	2,531	42.10%	656.36	99.84	294.60	65	39
18	Mandan Police Department	23,221	2,647	42.31%	1139.92	245.90	594.72	44	60
19	Devil's Lake Police Department	7,339	1,103	51.91%	1502.93	260.25	652.68	21	53
20	Valley City Police Department	6,288	534	39.55%	849.24	211.51	370.55	12	45
21	Havre Police Department	9,820	1639	65.65%	1669.04	264.77	536.66	20	82
22	Belgrade Police Department	9,762	665	42.26%	681.21	135.22	354.44	19	35
23	Whitefish Police Department	8,523	515	44.27%	604.25	76.26	175.99	17	30
24	Miles City Police Department	8,250	376	48.14%	455.76	92.12	197.58	16	24
25	Livingston Police Department	7,892	576	22.57%	729.85	192.60	380.13	14	41
26	Laurel Police Department	6,732	520	46.54%	772.43	101.01	389.19	14	37
27	Lewistown Police Department	5,772	278	50.00%	481.64	95.29	174.98	13	21
28	Polson Police Department	5,115	772	62.18%	1509.29	195.50	480.94	15	51
29	Glendive Police Department	4,908	224	85.71%	456.40	89.65	79.46	10	22
30	Glasgow Police Department	3,326	206	39.81%	619.36	192.42	213.47	6	34
31	Wolf Point Police Department	2,744	464	76.29%	1690.96	437.32	342.57	6	77
32	Manhattan Police Department	1,955	57	43.86%	291.56	56.27	127.88	4	14
33	Baker Police Department	1,907	19	52.63%	99.63	52.44	26.22	4	5
34	West Yellowstone Police Department	1,388	93	59.14%	670.03	57.64	237.75	5	19

SORTED BY TOTAL OFFENSES PER 10,000

Item a.

AGENCY	Population Served	Offenses Reported	Percent Cleared	Total Offenses per 10K	Crimes Against Persons - Offenses per 10K	Crimes Against Property - Offenses per 10K	# Sworn Officers	Offenses / Officer	
1	Wolf Point Police Department	2,744	464	76.29%	1690.96	437.32	342.57	6	77
2	Havre Police Department	9,820	1639	65.65%	1669.04	264.77	536.66	20	82
3	Polson Police Department	5,115	772	62.18%	1509.29	195.50	480.94	15	51
4	Devil's Lake Police Department	7,339	1,103	51.91%	1502.93	260.25	652.68	21	53
5	Great Falls Police Department	58,345	8647	45.48%	1482.05	163.00	807.10	87	99
6	Williston Police Department	31,046	4,331	52.62%	1395.03	216.45	367.52	87	50
7	Sidney Police Department	6,279	811	56.84%	1291.61	227.74	372.67	10	81
8	Billings Police Department	110,157	13571	37.34%	1231.97	215.42	734.95	156	87
9	Bismarck Police Department	74,997	9,128	39	1217.12	218.81	563.09	133	69
10	Helena Police Department	33,629	4,063	42.68%	1208.18	186.74	558.74	47	86
11	Mandan Police Department	23,221	2,647	42.31%	1139.92	245.90	594.72	44	60
12	Missoula Police Department	76,468	8645	51.02%	1130.54	168.83	566.64	116	75
13	Dickinson Police Department	23,801	2,549	52.84%	1070.96	139.07	379.82	43	59
14	Fargo Police Department	126,927	13,494	36.65%	1063.13	230.61	524.16	185	73
15	Butte-Silver Bow Law Enforcement Dept.	35,068	3,327	27.62%	948.73	109.79	631.92	51	65
16	McKenzie County Sheriff Office	7,055	655	43.52%	928.42	164.42	269.31	37	18
17	Kalispell Police Department	25,125	2,266	58.47%	901.89	117.01	369.35	41	55
18	Valley City Police Department	6,288	534	39.55%	849.24	211.51	370.55	12	45
19	Laurel Police Department	6,732	520	46.54%	772.43	101.01	389.19	14	37
20	Livingston Police Department	7,892	576	22.57%	729.85	192.60	380.13	14	41
21	Watford City Police Department	9,309	664	39.62%	713.29	109.57	213.77	27	25
22	Belgrade Police Department	9,762	665	42.26%	681.21	135.22	354.44	19	35
23	West Yellowstone Police Department	1,388	93	59.14%	670.03	57.64	237.75	5	19
24	West Fargo Police Department	38,561	2,531	42.10%	656.36	99.84	294.60	65	39
25	Glasgow Police Department	3,326	206	39.81%	619.36	192.42	213.47	6	34
26	Minot Police Department	48,108	2,944	40.63%	611.96	112.87	273.55	81	36
27	Whitefish Police Department	8,523	515	44.27%	604.25	76.26	175.99	17	30
28	Bozeman Police Department	51,460	3025	55.57%	587.84	100.66	235.13	60	50
29	Lewistown Police Department	5,772	278	50.00%	481.64	95.29	174.98	13	21
31	Glendive Police Department	4,908	224	85.71%	456.40	89.65	79.46	10	22
32	Miles City Police Department	8,250	376	48.14%	455.76	92.12	197.58	16	24
33	Richland County Sheriff Office	3,810	156	61.54%	409.45	115.49	125.98	10	16
34	Manhattan Police Department	1,955	57	43.86%	291.56	56.27	127.88	4	14
35	Baker Police Department	1,907	19	52.63%	99.63	52.44	26.22	4	5

SORTED BY OFFENSES PER OFFICER

Item a.

AGENCY	Population Served	Offenses Reported	Percent Cleared	Total Offenses per 10K	Crimes Against Persons - Offenses per 10K	Crimes Against Property - Offenses per 10K	# Sworn Officers	Offenses / Officer	
1	Great Falls Police Department	58,345	8647	45.48%	1482.05	163.00	807.10	87	99
2	Billings Police Department	110,157	13571	37.34%	1231.97	215.42	734.95	156	87
3	Helena Police Department	33,629	4,063	42.68%	1208.18	186.74	558.74	47	86
4	Havre Police Department	9,820	1639	65.65%	1669.04	264.77	536.66	20	82
5	Sidney Police Department	6,279	811	56.84%	1291.61	227.74	372.67	10	81
6	Wolf Point Police Department	2,744	464	76.29%	1690.96	437.32	342.57	6	77
7	Missoula Police Department	76,468	8645	51.02%	1130.54	168.83	566.64	116	75
8	Fargo Police Department	126,927	13,494	36.65%	1063.13	230.61	524.16	185	73
9	Bismarck Police Department	74,997	9,128	39	1217.12	218.81	563.09	133	69
10	Butte-Silver Bow Law Enforcement Dept.	35,068	3,327	27.62%	948.73	109.79	631.92	51	65
11	Mandan Police Department	23,221	2,647	42.31%	1139.92	245.90	594.72	44	60
12	Dickinson Police Department	23,801	2,549	52.84%	1070.96	139.07	379.82	43	59
13	Kalispell Police Department	25,125	2,266	58.47%	901.89	117.01	369.35	41	55
14	Devil's Lake Police Department	7,339	1,103	51.91%	1502.93	260.25	652.68	21	53
15	Polson Police Department	5,115	772	62.18%	1509.29	195.50	480.94	15	51
16	Bozeman Police Department	51,460	3025	55.57%	587.84	100.66	235.13	60	50
17	Williston Police Department	31,046	4,331	52.62%	1395.03	216.45	367.52	87	50
18	Valley City Police Department	6,288	534	39.55%	849.24	211.51	370.55	12	45
19	Livingston Police Department	7,892	576	22.57%	729.85	192.60	380.13	14	41
20	West Fargo Police Department	38,561	2,531	42.10%	656.36	99.84	294.60	65	39
21	Laurel Police Department	6,732	520	46.54%	772.43	101.01	389.19	14	37
22	Minot Police Department	48,108	2,944	40.63%	611.96	112.87	273.55	81	36
23	Belgrade Police Department	9,762	665	42.26%	681.21	135.22	354.44	19	35
24	Glasgow Police Department	3,326	206	39.81%	619.36	192.42	213.47	6	34
25	Whitefish Police Department	8,523	515	44.27%	604.25	76.26	175.99	17	30
26	Watford City Police Department	9,309	664	39.62%	713.29	109.57	213.77	27	25
27	Miles City Police Department	8,250	376	48.14%	455.76	92.12	197.58	16	24
28	Glendive Police Department	4,908	224	85.71%	456.40	89.65	79.46	10	22
29	Lewistown Police Department	5,772	278	50.00%	481.64	95.29	174.98	13	21
30	West Yellowstone Police Department	1,388	93	59.14%	670.03	57.64	237.75	5	19
31	McKenzie County Sheriff Office	7,055	655	43.52%	928.42	164.42	269.31	37	18
32	Richland County Sheriff Office	3,810	156	61.54%	409.45	115.49	125.98	10	16
33	Manhattan Police Department	1,955	57	43.86%	291.56	56.27	127.88	4	14
34	Baker Police Department	1,907	19	52.63%	99.63	52.44	26.22	4	5



February-22

PUBLIC WORKS MONTHLY REPORT

DEPARTMENT	HOURS	YEARS TOTAL	
			3
STREET	575.5	1061.5	20.0 hours of street repair, 3.0 hours of alley repair, 0.0 hours of sweeping, 120.0 hours of repair of street equipment, 387.5 hours of shop cleanup/shop equipment, 45.0 hours of repair of street markers/signage, 144.5 hours of snow removal
STREET SWEEPING	0	0	0.0 of Street Sweeping Rebuilding conveyor system on Unit P2
ICE & SNOW	144.5	504	144.5 Hours of Ice and Snow Removal, 31.0 Tons of sand spread 0 total loads for snow removed from the streets during the month of February, and 76 Loads for the 21/22 season
PARKS	91.5	169	All park are winterized. All leaves within all parks have been picked up and is complete. 0.0 Hrs. of mowing, 91.5.0 Hrs. of watering, 0.0 Hrs. of record keeping and grant applications. 6.0 Hrs. of Park Equipment Maintenance and 0.0 Hrs. of Park clean-up, and 0.0 Hrs. of Replacement & Repairs of Playground Equipment
GARBAGE	788	1571.5	308.7 Tons of Garbage picked up, 3,041 miles driven, 1,036.7 gallons of fuel used, 53 total loads. 556.0 Manhours of Garbage Hauling, 105.0 Manhours of Alley Clean-up, 127.0 manhours of Sanitation Equipment Maintenance Year to date total tons hauled = 648.39 Total Fuel \$3,385.53
WATER	302	592	3.0 Hours of meter reading, 1.0 Hours of meter repairs, 28.5 Hours of water equipment maintenance, 129.5 Hours of maintenance of hydrants, valves and mains, 4.0 Hours of office and records, and 136.0 Hours of treatment plant operation and testing
SEWER	222	515.5	85.0 hours of sewer main cleaning & TV inspection, 74.0 hours of maintenance of Sewer mains, manholes & equipment, 46.0 Hrs. of Maintenance of Lift Stations, 17.0 Hrs. of Maintenance of Storm Sewers, 24.0 Hrs. of Office & Records, 63.0 of Treatment Plant Operation & Maintenance, <u>1 Sewer Call for February</u>
GENERAL CITY	4.5	65	330.0 Hours of Vacation Time 149.0 Hours of Sick Leave 21.0 Hours of Overtime,
SHOP, MECHANICAL	120	205	<p>STREET</p> <p>774GP - Replaced cutting edges 544-K1 - Code Check and Change Hydraulic Filter and added hydraulic fluid Unit 110 - Tire pressure sensor repaired Unit 199 - Two new tires replaced Unit 198 - KW300 air leak and valve replacement</p> <p>SWEEPING</p> <p>Unit P-2 - Installing new conveyor belt rollers and bearings</p> <p>ICE&SNOW</p> <p>Salt Dogg Sander - repair spinner</p> <p>PARKS</p> <p>None</p> <p>SOLID WASTE</p> <p>Unit 835 - Replace Hydraulic Hose Unit 831 - Unit 417 - Regular Service, Replace packer cylinder and packer system</p> <p>WATER</p> <p>Unit 215 - Regular Service</p> <p>SEWER</p> <p>Unit 306 - New Battery and Starter</p>



February-22

PUBLIC WORKS MONTHLY REPORT

DEPARTMENT	HOURS	YEARS TOTAL	
			3
STREET	575.5	1061.5	20.0 hours of street repair, 3.0 hours of alley repair, 0.0 hours of sweeping, 120.0 hours of repair of street equipment, 387.5 hours of shop cleanup/shop equipment, 45.0 hours of repair of street markers/signage, 144.5 hours of snow removal
STREET SWEEPING	0	0	0.0 of Street Sweeping Rebuilding conveyor system on Unit P2
ICE & SNOW	144.5	504	144.5 Hours of Ice and Snow Removal, 31.0 Tons of sand spread 0 total loads for snow removed from the streets during the month of February, and 76 Loads for the 21/22 season
PARKS	91.5	169	All park are winterized. All leaves within all parks have been picked up and is complete. 0.0 Hrs. of mowing, 91.5.0 Hrs. of watering, 0.0 Hrs. of record keeping and grant applications. 6.0 Hrs. of Park Equipment Maintenance and 0.0 Hrs. of Park clean-up, and 0.0 Hrs. of Replacement & Repairs of Playground Equipment
GARBAGE	788	1571.5	308.7 Tons of Garbage picked up, 3,041 miles driven, 1,036.7 gallons of fuel used, 53 total loads. 556.0 Manhours of Garbage Hauling, 105.0 Manhours of Alley Clean-up, 127.0 manhours of Sanitation Equipment Maintenance Year to date total tons hauled = 648.39 Total Fuel \$3,385.53
WATER	302	592	3.0 Hours of meter reading, 1.0 Hours of meter repairs, 28.5 Hours of water equipment maintenance, 129.5 Hours of maintenance of hydrants, valves and mains, 4.0 Hours of office and records, and 136.0 Hours of treatment plant operation and testing
SEWER	222	515.5	85.0 hours of sewer main cleaning & TV inspection, 74.0 hours of maintenance of Sewer mains, manholes & equipment, 46.0 Hrs. of Maintenance of Lift Stations, 17.0 Hrs. of Maintenance of Storm Sewers, 24.0 Hrs. of Office & Records, 63.0 of Treatment Plant Operation & Maintenance, <u>1 Sewer Call for February</u>
GENERAL CITY	4.5	65	330.0 Hours of Vacation Time 149.0 Hours of Sick Leave 21.0 Hours of Overtime,
SHOP, MECHANICAL	120	205	<p>STREET</p> <p>774GP - Replaced cutting edges 544-K1 - Code Check and Change Hydraulic Filter and added hydraulic fluid Unit 110 - Tire pressure sensor repaired Unit 199 - Two new tires replaced Unit 198 - KW300 air leak and valve replacement</p> <p>SWEEPING</p> <p>Unit P-2 - Installing new conveyor belt rollers and bearings</p> <p>ICE&SNOW</p> <p>Salt Dogg Sander - repair spinner</p> <p>PARKS</p> <p>None</p> <p>SOLID WASTE</p> <p>Unit 835 - Replace Hydraulic Hose Unit 831 - Unit 417 - Regular Service, Replace packer cylinder and packer system</p> <p>WATER</p> <p>Unit 215 - Regular Service</p> <p>SEWER</p> <p>Unit 306 - New Battery and Starter</p>

February 2022 Fire Run Log

2022-014	#1	Accident assist	2/3/2022	Medical	City
2022-015	#2	Accident assist	2/3/2022	medical	city
2022-016	#3	Fire Alarm	2/4/2022	Fire	City
2022-017	#4	Accident assist	2/6/2022	medical	County
2022-018	#5	Search and rescue	2/8/2022	medical	county
2022-019	#6	Accident assist	2/11/2022	medical	City
2022-020	#7	Accident assist	2/13/2022	medical	county
2022-021	#8	MHP assist	2/15/2022	not paged	city
2022-022	#9	false alarm	2/22/2022	Fire	City
2022-023	#10	Fire Alarm	2/24/2022	Fire	city

**Treasurer's Report
February 2022**

Item a.

F	Fund Name	Expended YTD	% Expended	Revenued YTD	% Revenued	Difference Rev vs Exp	Cash Balance	Notes
1000	General	\$1,329,240.87	49%	\$1,365,271.58	51%	\$36,030.71	\$952,888.19	
2060	Playgrounds & Parks	\$0.00	0%	\$125.00	100%	\$125.00	\$50,892.05	
2061	Ballparks & Ballfields	\$0.00	0%	\$195.00	100%	\$195.00	\$19,003.94	
2062	Tennis Courts	\$0.00	0%	\$125.00	1%	\$125.00	\$46,808.23	
2063	Bike Path Enhancement	\$0.00	0%	\$150.00	0%	\$150.00	\$53,359.34	
2101	TBD	\$67,735.50	90%	\$60,532.74	81%	-\$7,202.76	\$16,863.84	
2170	Airport	\$0.00	0%	\$23,048.90	78%	\$23,048.90	\$35,283.96	
2190	Comprehensive Liability	\$60,485.00	100%	\$47,063.89	73%	-\$13,421.11	-\$2,399.55	
2220	Library Levy	\$0.00	0%	\$90,011.24	0%	\$90,011.24	\$101,256.37	
2260	Emergency Disaster	\$0.00	0%	\$4,050.13	73%	\$4,050.13	\$23,519.32	
2370	PER'S	\$73,464.91	50%	\$205,377.55	140%	\$131,912.64	\$148,677.88	
2371	Group Health	\$144,120.74	52%	\$98,492.49	42%	-\$45,628.25	\$16,537.20	
2390	Drug Forfeiture	\$6,024.52	20%	\$1,760.00	15%	-\$4,264.52	\$47,696.24	
2399	Impact Fees	\$0.00	0%	\$750.00	17%	\$750.00	\$268,305.13	
2425	Street Lighting	\$83,923.28	51%	\$98,386.47	61%	\$14,463.19	\$354,391.80	
2550	Dutch Elm Tree Removal	\$0.00	0%	\$250.00	6%	\$250.00	\$2,634.01	
2565	Street Maintenance	\$211,246.81	59%	\$292,942.81	83%	\$81,696.00	\$162,911.91	
2566	Snow Removal	\$74,206.73	43%	\$35.00	0%	-\$74,171.73	\$59,583.92	
2584	Mowing	\$5,532.50	37%	\$8,131.12	151%	\$2,598.62	\$75,606.16	
2598	MVS Park Maintenance	\$0.00	0%	\$2,034.98	90%	\$2,034.98	\$16,006.78	
2810	Police Reserve Training	\$11,291.73	45%	\$50.00	0%	-\$11,241.73	\$10,439.71	
2820	Gas Apportionment Tax	\$8,700.65	4%	\$38,116.33	32%	\$29,415.68	\$221,331.75	
2821	New Fuel Tax	\$127,349.27	88%	\$40,117.60	29%	-\$87,231.67	\$52,647.95	
2890	Oil/Gas Severance	\$29,797.00	12%	\$197,555.57	94%	\$167,758.57	\$364,865.76	
2990	HB 645-ARPA	\$0.00	0%	\$790,784.74	100%	\$790,784.74	\$790,784.74	
3400	Revolving Fund	\$0.00	0%	\$150.00	100%	\$150.00	\$54,983.33	
3600	SID 100	\$0.00	0%	\$100.00	100%	\$100.00	\$27,034.90	
3601	SID 101A	\$687.50	3%	\$10,122.10	56%	\$9,434.60	\$44,436.28	
3602	SID 102	\$40,006.05	50%	\$47,817.05	53%	\$7,811.00	-\$27,646.62	
3603	SID 103	\$0.00	0%	\$250.00	100%	\$250.00	-\$24,550.21	
3604	SID 104	\$25,996.45	47%	\$27,416.62	42%	\$1,420.17	\$110,503.04	
4010	City Hall CIP	\$0.00	0%	\$275.00	100%	\$275.00	\$64,362.00	
4015	Parks CIP	\$0.00	0%	\$175.00	1%	\$175.00	\$93,080.00	
4020	Police CIP	\$760.75	2%	\$325.00	2%	-\$435.75	\$128,011.08	
4025	Police Investigative CIP	\$11,656.44	33%	\$100.00	1%	-\$11,556.44	\$23,443.56	
4030	Street Equipment	\$5,941.00	4%	\$375.00	1%	-\$5,566.00	\$92,669.17	
4031	Street Construction	\$0.00	0%	\$375.00	0%	\$375.00	\$128,011.08	
4040	Fire Equipment	\$2,863.57	29%	\$3,652.00	4%	\$788.43	\$491,460.89	
4060	Bike Path Enhancement	\$0.00	0%	\$200.00	100%	\$200.00	\$66,320.05	
4070	Downtown Enhancement	\$0.00	0%	\$50.00	100%	\$50.00	\$12,503.07	
4075	Curb & Sidewalk	\$0.00	0%	\$250.00	100%	\$250.00	-\$2,529.04	
5210	Water Utility	\$2,710,715.38	79%	\$3,397,203.57	84%	\$686,488.19	\$4,223,410.39	
5211	Water Impact Fees	\$0.00	0%	\$4,625.00	740%	\$4,625.00	\$222,928.19	
5310	Sewer Utility	\$1,242,643.98	49%	\$1,346,572.50	66%	\$103,928.52	\$4,518,506.31	
5311	Sewer Impact Fees	\$0.00	0%	\$200.00	100%	\$200.00	\$59,504.28	
5410	Solid Waste	\$455,341.43	49%	\$475,359.17	62%	\$20,017.74	\$682,881.56	
5710	Sweeping Operating	\$106,803.01	36%	\$236,740.11	95%	\$129,937.10	\$269,764.41	
7060	Playgrounds & Parks	\$0.00	0%	\$0.00	0%	\$0.00	\$0.00	
7120	Fire Disability	\$42,500.00	50%	\$61,532.40	132%	\$19,032.40	\$30,492.86	
7970	Grant-Richland County	\$0.00	0%	\$0.00	0%	\$0.00	\$1,807.07	
	Totals	\$6,879,035.07	46%	\$8,979,223.66	70%	\$2,100,188.59	15703,983.85	

Item a.

5/22
9:58

CITY OF SIDNEY
Statement of Expenditure - Budget vs. Actual Report
For the Accounting Period: 2 / 22

Page: 1 of 2
Report ID: B100F

Fund	Committed Current Month	Committed YTD	Original Appropriation	Current Appropriation	Available Appropriation	Committed %
1000 General	288,983.00	1,329,240.87	2,699,545.00	2,699,545.00	1,370,304.13	49 %
2060 PLAYGROUNDS & PARKS	0.00	0.00	25,011.00	25,011.00	25,011.00	0 %
2061 BALLPARKS & BALLFIELDS	0.00	0.00	19,000.00	19,000.00	19,000.00	0 %
2062 TENNIS COURTS	0.00	0.00	7,000.00	7,000.00	7,000.00	0 %
2063 BIKE PATH	0.00	0.00	51,000.00	51,000.00	51,000.00	0 %
2101 TBID	44,497.50	67,735.50	75,000.00	75,000.00	7,264.50	90 %
2170 Airport	0.00	0.00	19,598.00	19,598.00	19,598.00	0 %
2190 Comprehensive Liability	0.00	60,485.00	60,485.00	60,485.00	0.00	100 %
2220 Library Levy	0.00	0.00	100,000.00	100,000.00	100,000.00	0 %
2260 Emergency Disaster	0.00	0.00	30,000.00	30,000.00	30,000.00	0 %
2370 P.E.R.S. - Employer Contribution	8,415.26	73,464.91	148,150.00	148,150.00	74,685.09	50 %
2371 Employer Contribution Group Health	16,778.14	144,120.74	277,950.00	277,950.00	133,829.26	52 %
2390 Drug Forfeiture	655.50	6,024.52	30,000.00	30,000.00	23,975.48	20 %
2399 Impact Fees	0.00	0.00	270,000.00	270,000.00	270,000.00	0 %
2425 Street Lighting	11,707.55	83,923.28	165,000.00	165,000.00	81,076.72	51 %
2550 Tree Removal - Dutch Elm Disease	0.00	0.00	2,500.00	2,500.00	2,500.00	0 %
2565 City Wide Street Maintenance	25,910.48	211,246.81	359,250.00	359,250.00	148,003.19	59 %
2566 SNOW REMOVAL	13,289.94	74,206.73	172,750.00	172,750.00	98,543.27	43 %
2584 Mowing	0.00	5,532.50	15,000.00	15,000.00	9,467.50	37 %
2598 MVS Park Maintenance #98	0.00	0.00	12,000.00	12,000.00	12,000.00	0 %
2810 Police Reserve Training	0.00	11,291.73	25,000.00	25,000.00	13,708.27	45 %
2820 Gas Apportionment Tax	0.00	8,700.65	209,500.00	209,500.00	200,799.35	4 %
2821 NEW FUEL TAX	0.00	127,349.27	145,000.00	145,000.00	17,650.73	88 %
2890 Oil/Gas Severance	0.00	29,797.00	253,000.00	253,000.00	223,203.00	12 %
2990 ARPA	0.00	0.00	1,576,000.00	1,576,000.00	1,576,000.00	0 %

Item a.

5/22
9:58

CITY OF SIDNEY
Statement of Expenditure - Budget vs. Actual Report
For the Accounting Period: 2 / 22

Page: 2 of 2
Report ID: B100F

Fund	Committed Current Month	Committed YTD	Original Appropriation	Current Appropriation	Available Appropriation	Committed %
3600 SID 100 SMV Paving	0.00	0.00	27,000.00	27,000.00	27,000.00	0 %
3601 SID 101A	687.50	687.50	26,500.00	26,500.00	25,812.50	3 %
3602 SID #102	40,006.05	40,006.05	80,500.00	80,500.00	40,493.95	50 %
3603 SID #103	0.00	0.00	1,600.00	1,600.00	1,600.00	0 %
3604 SID #104	25,996.45	25,996.45	55,000.00	55,000.00	29,003.55	47 %
4010 City Hall CIP	0.00	0.00	93,000.00	93,000.00	93,000.00	0 %
4015 Parks CIP	0.00	0.00	28,150.00	28,150.00	28,150.00	0 %
4020 Police CIP	0.00	760.75	35,000.00	35,000.00	34,239.25	2 %
4025 Police Investigative CIP	768.94	11,656.44	35,000.00	35,000.00	23,343.56	33 %
4030 Cap Proj-Street Equipment	0.00	5,941.00	158,650.00	158,650.00	152,709.00	4 %
4031 Cap Proj-Street Construction	0.00	0.00	127,700.00	127,700.00	127,700.00	0 %
4040 Capital Projects - Fire Equipment	0.00	2,863.57	10,000.00	10,000.00	7,136.43	29 %
4060 Enhancement Project-CTEP-Bike Path	0.00	0.00	65,000.00	65,000.00	65,000.00	0 %
4070 Downtown Enhancement Capital Project	0.00	0.00	12,500.00	12,500.00	12,500.00	0 %
4075 Curb & Sidewalk	0.00	0.00	4,500.00	4,500.00	4,500.00	0 %
5210 Water Utility	79,054.39	2,710,715.38	3,447,358.00	3,447,358.00	736,642.62	79 %
5211 WATER IMPACT FEES	0.00	0.00	219,000.00	219,000.00	219,000.00	0 %
5310 Sewer Utility	96,819.60	1,242,643.98	2,545,224.00	2,545,224.00	1,302,580.02	49 %
5311 SEWER IMPACT FEES	0.00	0.00	59,500.00	59,500.00	59,500.00	0 %
5410 Solid Waste	63,479.17	455,341.43	927,724.00	927,724.00	472,382.57	49 %
5710 Sweeping Operating	9,776.49	106,803.01	296,000.00	296,000.00	189,196.99	36 %
7120 Fire Disability	0.00	42,500.00	85,000.00	85,000.00	42,500.00	50 %
7920 RICHLAND COUNTY GRANT	0.00	0.00	1,800.00	1,800.00	1,800.00	0 %
Grand Total:	726,825.96	6,879,035.07	15,089,445.00	15,089,445.00	8,210,409.93	46 %

Item a.

CITY OF SIDNEY
Statement of Revenue Budget vs Actuals
For the Accounting Period: 2 / 22

Page: 1 of 2
Report ID: B110F

Fund	Received		Estimated Revenue	Revenue		% Received
	Current Month	Received YTD		To Be Received		
1000 General	22,948.90	1,365,271.58	2,681,513.00	1,316,241.42	51 %	
2060 PLAYGROUNDS & PARKS	0.00	125.00	125.00	0.00	100 %	
2061 BALLPARKS & BALLFIELDS	0.00	195.00	195.00	0.00	100 %	
2062 TENNIS COURTS	0.00	125.00	8,625.00	8,500.00	1 %	
2063 BIKE PATH	0.00	150.00	50,150.00	50,000.00	0 %	
2101 TBID	13,600.50	60,532.74	75,000.00	14,467.26	81 %	
2170 Airport	292.92	23,048.90	2,928.00	-20,120.90	787 %	
2190 Comprehensive Liability	611.20	47,063.89	64,097.00	17,033.11	73 %	
2220 Library Levy	1,161.75	90,011.24	5,641.00	-84,370.24	*** %	
2260 Emergency Disaster	49.48	4,050.13	5,566.00	1,515.87	73 %	
2370 P.E.R.S. - Employer Contribution	2,254.68	205,377.55	146,503.00	-58,874.55	140 %	
2371 Employer Contribution Group Health	1,491.77	98,492.49	232,642.00	134,149.51	42 %	
2390 Drug Forfeiture	20.00	1,760.00	12,125.00	10,365.00	15 %	
2399 Impact Fees	0.00	750.00	4,500.00	3,750.00	17 %	
2425 Street Lighting	1,514.25	98,386.47	160,365.00	61,978.53	61 %	
2550 Tree Removal - Dutch Elm Disease	0.00	250.00	250.00	0.00	100 %	
2565 City Wide Street Maintenance	5,761.41	292,942.81	352,100.00	59,157.19	83 %	
2566 SNOW REMOVAL	0.00	35.00	130,035.00	130,000.00	0 %	
2584 Mowing	157.59	8,131.12	5,400.00	-2,731.12	151 %	
2598 MWS Park Maintenance #98	0.00	2,034.98	2,250.00	215.02	90 %	
2810 Police Reserve Training	0.00	50.00	16,050.00	16,000.00	0 %	
2820 Gas Apportionment Tax	348.15	38,116.33	120,739.00	82,622.67	32 %	
2821 NEW FUEL TAX	10,029.40	40,117.60	138,400.00	98,282.40	29 %	
2890 Oil/Gas Severance	1,395.32	197,555.57	210,550.00	12,994.43	94 %	
2990 ARPA	0.00	790,784.74	790,638.00	-146.74	100 %	
3400 Revolving Fund	0.00	150.00	150.00	0.00	100 %	

Item a.
5/22
4:31

CITY OF SIDNEY
Statement of Revenue Budget vs Actuals
For the Accounting Period: 2 / 22

Page: 2 of 2
Report ID: B110F

Fund	Received		Estimated Revenue	Revenue		% Received
	Current Month	Received YTD		To Be Received	%	
3600 SID 100 SMV Paving	0.00	100.00	100.00	0.00	100 %	
3601 SID 101A	0.00	10,122.10	18,200.00	8,077.90	56 %	
3602 SID #102	691.19	47,817.05	90,200.00	42,382.95	53 %	
3603 SID #103	0.00	250.00	250.00	0.00	100 %	
3604 SID #104	2,022.52	27,416.62	60,200.00	32,783.38	46 %	
4010 City Hall CIP	0.00	275.00	275.00	0.00	100 %	
4015 Parks CIP	0.00	175.00	175.00	0.00	100 %	
4020 Police CIP	0.00	325.00	50,325.00	50,000.00	1 %	
4025 Police Investigative CIP	0.00	100.00	6,100.00	6,000.00	2 %	
4030 Cap Proj-Street Equipment	0.00	375.00	61,375.00	61,000.00	1 %	
4031 Cap Proj-Street Construction	0.00	375.00	375.00	0.00	100 %	
4040 Capital Projects - Fire Equipment	0.00	3,652.00	101,375.00	97,723.00	4 %	
4060 Enhancement Project-CTEP-Bike Path	0.00	200.00	200.00	0.00	100 %	
4070 Downtown Enhancement Capital Project	0.00	50.00	50.00	0.00	100 %	
4075 Curb & Sidewalk	0.00	250.00	250.00	0.00	100 %	
5210 Water Utility	125,877.14	3,397,203.57	4,027,350.00	630,146.43	84 %	
5211 WATER IMPACT FEES	625.00	4,625.00	625.00	-4,000.00	740 %	
5310 Sewer Utility	157,834.55	1,346,572.50	2,044,500.00	697,927.50	66 %	
5311 SEWER IMPACT FEES	0.00	200.00	200.00	0.00	100 %	
5410 Solid Waste	9,939.93	475,359.17	762,000.00	286,640.83	62 %	
5710 Sweeping Operating	3,064.91	236,740.11	249,836.00	13,095.89	95 %	
7120 Fire Disability	1,042.00	61,532.40	46,531.00	-15,001.40	132 %	
Grand Total:	362,734.56	8,979,223.66	12,737,029.00	3,757,805.34	70 %	

Fund/Account	Beginning Balance	Received	Transfers In	Disbursed	Transfers Out	Ending Balance
1000 General						
101000 Cash - Operating	1,225,903.62	22,948.90	0.00	0.00	288,983.00	959,869.52
101240 UNRESTRICTED CASH ACCOUNT	1,063.67	0.00	0.00	0.00	0.00	1,063.67
102000 Cash - Restricted	-7,720.00	0.00	0.00	0.00	0.00	-7,720.00
102250 Cash-Capital Equipment	-600.00	0.00	0.00	0.00	0.00	-600.00
103000 Petty Cash	125.00	0.00	0.00	0.00	0.00	125.00
103100	150.00	0.00	0.00	0.00	0.00	150.00
Total Fund	1,218,922.29	22,948.90			288,983.00	952,888.19
2060 PLAYGROUNDS & PARKS						
101000 Cash - Operating	50,892.05	0.00	0.00	0.00	0.00	50,892.05
2061 BALLPARKS & BALLFIELDS						
101000 Cash - Operating	19,003.94	0.00	0.00	0.00	0.00	19,003.94
2062 TENNIS COURTS						
101000 Cash - Operating	46,808.23	0.00	0.00	0.00	0.00	46,808.23
2063 BIKE PATH						
101000 Cash - Operating	53,359.34	0.00	0.00	0.00	0.00	53,359.34
2101 TBID						
101000 Cash - Operating	47,760.74	13,600.50	0.00	0.00	44,497.50	16,863.74
2170 Airport						
101000 Cash - Operating	34,991.04	292.92	0.00	0.00	0.00	35,283.96
2190 Comprehensive Liability						
101000 Cash - Operating	-3,010.75	611.20	0.00	0.00	0.00	-2,399.55
2220 Library Levy						
101000 Cash - Operating	100,094.62	1,161.75	0.00	0.00	0.00	101,256.37
2260 Emergency Disaster						
101000 Cash - Operating	23,469.84	49.48	0.00	0.00	0.00	23,519.32
2270 Employee Health Levy						
101000 Cash - Operating	14.04	0.00	0.00	0.00	0.00	14.04
2350 Local Govt Study Commission						
101000 Cash - Operating	-0.32	0.00	0.00	0.00	0.00	-0.32
2370 P.E.R.S. - Employer Contribution						
101000 Cash - Operating	154,838.46	2,254.68	0.00	0.00	8,415.26	148,677.88
2371 Employer Contribution Group Health						
101000 Cash - Operating	31,823.57	1,491.77	0.00	0.00	16,778.14	16,537.20
2390 Drug Forfeiture						
101000 Cash - Operating	48,331.74	20.00	0.00	0.00	655.50	47,696.24
2399 Impact Fees						
101000 Cash - Operating	268,305.13	0.00	0.00	0.00	0.00	268,305.13
2425 Street Lighting						
101000 Cash - Operating	364,585.10	1,514.25	0.00	0.00	11,707.55	354,391.80
2550 Tree Removal - Dutch Elm Disease						
101000 Cash - Operating	2,634.01	0.00	0.00	0.00	0.00	2,634.01
2564 N-H Street Maintenance						
101000 Cash - Operating	1,428.40	0.00	0.00	0.00	0.00	1,428.40
2565 City Wide Street Maintenance						
101000 Cash - Operating	183,060.98	5,761.41	0.00	0.00	25,910.48	162,911.91

Item a.

5/22
2:36

CITY OF SIDNEY
Cash Report
For the Accounting Period: 2/22

Page: 2 of 4
Report ID: 1160

Fund/Account	Beginning Balance	Received	Transfers In	Disbursed	Transfers Out	Ending Balance
2566 SNOW REMOVAL						
101000 Cash - Operating	72,873.86	0.00	180.90	0.00	13,470.84	59,583.92
2584 Mowing						
101000 Cash - Operating	75,448.57	157.59	0.00	0.00	0.00	75,606.16
2598 MVS Park Maintenance #98						
101000 Cash - Operating	16,006.78	0.00	0.00	0.00	0.00	16,006.78
2600 Curb & Sidewalk						
101000 Cash - Operating	0.01	0.00	0.00	0.00	0.00	0.01
2810 Police Reserve Training						
101000 Cash - Operating	10,439.71	0.00	0.00	0.00	0.00	10,439.71
2820 Gas Apportionment Tax						
101000 Cash - Operating	220,983.60	348.15	0.00	0.00	0.00	221,331.75
2821 NEW FUEL TAX						
101000 Cash - Operating	42,618.55	10,029.40	0.00	0.00	0.00	52,647.95
2890 Oil/Gas Severance						
101000 Cash - Operating	363,470.44	1,395.32	0.00	0.00	0.00	364,865.76
2917 Crime Victims Assistance						
101000 Cash - Operating	0.00	428.00	0.00	0.00	428.00	0.00
2927 FEMA Grant						
101000 Cash - Operating	0.18	0.00	0.00	0.00	0.00	0.18
2990 ARPA						
101000 Cash - Operating	790,784.74	0.00	0.00	0.00	0.00	790,784.74
3400 Revolving Fund						
101000 Cash - Operating	54,983.33	0.00	0.00	0.00	0.00	54,983.33
3600 SID 100 SMV Paving						
101000 Cash - Operating	27,034.90	0.00	0.00	0.00	0.00	27,034.90
3601 SID 101A						
101000 Cash - Operating	45,123.78	0.00	0.00	0.00	687.50	44,436.28
3602 SID #102						
101000 Cash - Operating	11,668.24	691.19	0.00	0.00	40,006.05	-27,646.62
3603 SID #103						
101000 Cash - Operating	1,945.65	0.00	0.00	0.00	0.00	1,945.65
3604 SID #104						
101000 Cash - Operating	-576.28	2,022.52	0.00	0.00	25,996.45	-24,550.21
4010 City Hall CIP						
101000 Cash - Operating	95,415.91	0.00	0.00	0.00	0.00	95,415.91
101100 UNRESTRICTED CASH ACCOUNT						
102000 Cash - Restricted	200.00	0.00	0.00	0.00	0.00	200.00
	-2,535.91	0.00	0.00	0.00	0.00	-2,535.91
Total Fund	93,080.00					93,080.00
4015 Parks CIP						
101000 Cash - Operating	64,162.00	0.00	0.00	0.00	0.00	64,162.00
102250 Cash-Capital Equipment						
	200.00	0.00	0.00	0.00	0.00	200.00
Total Fund	64,362.00					64,362.00
4020 Police CIP						
101000 Cash - Operating	125,725.00	0.00	0.00	0.00	0.00	125,725.00
101240 UNRESTRICTED CASH ACCOUNT						
	1,313.42	0.00	0.00	0.00	0.00	1,313.42

Fund/Account	Beginning Balance	Received	Transfers In	Disbursed	Transfers Out	Ending Balance
102250 Cash-Capital Equipment	-16,535.38	0.00	0.00	0.00	0.00	-16,535.38
Total Fund	110,503.04					110,503.04
4025 Police Investigative CIP						
101000 Cash - Operating	35,000.00	0.00	0.00	0.00	0.00	35,000.00
102250 Cash-Capital Equipment	-10,787.50	0.00	0.00	0.00	768.94	-11,556.44
Total Fund	24,212.50				768.94	23,443.56
4030 Cap Proj-Street Equipment						
101000 Cash - Operating	109,193.07	0.00	0.00	0.00	0.00	109,193.07
101240 UNRESTRICTED CASH ACCOUNT	5,708.78	0.00	0.00	0.00	0.00	5,708.78
102250 Cash-Capital Equipment	-22,232.68	0.00	0.00	0.00	0.00	-22,232.68
Total Fund	92,669.17					92,669.17
4031 Cap Proj-Street Construction						
101000 Cash - Operating	34,461.57	0.00	0.00	0.00	0.00	34,461.57
101240 UNRESTRICTED CASH ACCOUNT	93,174.51	0.00	0.00	0.00	0.00	93,174.51
102250 Cash-Capital Equipment	375.00	0.00	0.00	0.00	0.00	375.00
Total Fund	128,011.08					128,011.08
4040 Capital Projects - Fire Equipment						
101000 Cash - Operating	555,900.00	0.00	0.00	0.00	0.00	555,900.00
101240 UNRESTRICTED CASH ACCOUNT	104,851.46	0.00	0.00	0.00	0.00	104,851.46
102250 Cash-Capital Equipment	-169,290.57	0.00	0.00	0.00	0.00	-169,290.57
Total Fund	491,460.89					491,460.89
4060 Enhancement Project-CTEP-Bike Path						
101000 Cash - Operating	2,000.00	0.00	0.00	0.00	0.00	2,000.00
101240 UNRESTRICTED CASH ACCOUNT	64,120.05	0.00	0.00	0.00	0.00	64,120.05
102250 Cash-Capital Equipment	200.00	0.00	0.00	0.00	0.00	200.00
Total Fund	66,320.05					66,320.05
4070 Downtown Enhancement Capital Project						
101000 Cash - Operating	23,570.63	0.00	0.00	0.00	0.00	23,570.63
101240 UNRESTRICTED CASH ACCOUNT	5,567.04	0.00	0.00	0.00	0.00	5,567.04
102250 Cash-Capital Equipment	-16,634.60	0.00	0.00	0.00	0.00	-16,634.60
Total Fund	12,503.07					12,503.07
4075 Curb & Sidewalk						
101000 Cash - Operating	12,382.97	0.00	0.00	0.00	0.00	12,382.97
102240 Cash-Replacement & Depreciation	-14,912.01	0.00	0.00	0.00	0.00	-14,912.01
Total Fund	-2,529.04					-2,529.04
4204 SID #104						
101000 Cash - Operating	0.21	0.00	0.00	0.00	0.00	0.21
5210 Water Utility						
101000 Cash - Operating	3,029,555.52	127,593.14	0.00	0.00	83,108.01	3,074,040.65
101235 UNRESTRICTED CASH ACCOUNT	80,736.41	0.00	0.00	0.00	0.00	80,736.41
101240 UNRESTRICTED CASH ACCOUNT	1,047,208.12	0.00	0.00	0.00	0.00	1,047,208.12
102230 Cash-Reserve for Rural	76,800.00	0.00	0.00	0.00	0.00	76,800.00
102250 Cash-Capital Equipment	-55,599.79	0.00	0.00	0.00	0.00	-55,599.79
103000 Petty Cash	225.00	0.00	0.00	0.00	0.00	225.00
Total Fund	4,178,925.26	127,593.14			83,108.01	4,223,410.39
5211 WATER IMPACT FEES						

Fund/Account	Beginning Balance	Received	Transfers In	Disbursed	Transfers Out	Ending Balance
101000 Cash - Operating	222,928.19	625.00	0.00	0.00	0.00	223,553.19
5310 Sewer Utility						
101000 Cash - Operating	2,622,005.84	146,631.04	4,053.62	0.00	96,819.60	2,675,870.90
101240 UNRESTRICTED CASH ACCOUNT	1,066,236.41	0.00	0.00	0.00	0.00	1,066,236.41
102200 Cash-Restricted for Bond	776,399.00	0.00	0.00	0.00	0.00	776,399.00
Total Fund	4,464,641.25	146,631.04	4,053.62	0.00	96,819.60	4,518,506.31
5311 SEWER IMPACT FEES						
101000 Cash - Operating	59,504.28	0.00	0.00	0.00	0.00	59,504.28
5410 Solid Waste						
101000 Cash - Operating	77,367.05	9,939.93	19.85	0.00	63,499.02	23,827.81
101240 UNRESTRICTED CASH ACCOUNT	659,053.75	0.00	0.00	0.00	0.00	659,053.75
Total Fund	736,420.80	9,939.93	19.85	0.00	63,499.02	682,881.56
5710 Sweeping Operating						
101000 Cash - Operating	-36,080.93	3,064.91	0.00	0.00	9,776.49	-42,792.51
101240 UNRESTRICTED CASH ACCOUNT	312,556.92	0.00	0.00	0.00	0.00	312,556.92
Total Fund	276,475.99	3,064.91	0.00	0.00	9,776.49	269,764.41
7075 Swim Pool Handicapped Endowment						
101000 Cash - Operating	6,389.30	0.00	0.00	0.00	0.00	6,389.30
7120 Fire Disability						
101000 Cash - Operating	29,450.86	1,042.00	0.00	0.00	0.00	30,492.86
7458 City Court- HB 176 Surcharge						
101000 Cash - Operating	-893.00	230.00	0.00	0.00	230.00	-893.00
7467 City Court - MT Law Enf. Academy						
101000 Cash - Operating	-9,832.12	0.00	0.00	0.00	327.00	-10,159.12
7910 Payroll						
101000 Cash - Operating	139,156.21	0.00	251,697.37	208,626.26	0.00	182,227.32
7930 Claims						
101000 Cash - Operating	19,674.63	0.00	476,113.59	26,655.14	0.00	469,133.08
7970 Grant-Richland County						
101000 Cash - Operating	1,807.07	0.00	0.00	0.00	0.00	1,807.07
Totals	15,585,360.20	353,905.05	732,065.33	235,281.40	732,065.33	15,703,983.85

*** Transfers In and Transfers Out columns should match, with the following exceptions:
 1) Cancelled electronic checks increase the Transfers In column. Disbursed column will be overstated by the same amount and will not balance to the Redeemed Checks List.
 2) Payroll Journal Vouchers including local deductions with receipt accounting will reduce the Transfers Out column by the total amount of these checks.

03/15/22
13:05:09

CITY OF SIDNEY
Journal Voucher Details
For the Accounting Period: 2/22

Page: 1 of 5
Report ID: L100

Doc #	Line #	Fund Org	Account	Object	Description Fund Account	Type	Date	Debit Amount	Credit Amount	User ID/ Proj
PR 220200	2/22						02/25/22			jess
	1	1000	101000		Employer Contributions				8,676.00	
	2	1000	101000		Payroll Expenditure				84,154.25	
	3	1000	410130	100	Payroll Expenditure			1,375.00		
	4	1000	410130	142	Employer Contributions			7.70		
	5	1000	410130	143	Employer Contributions			105.21		
	6	1000	410210	100	Payroll Expenditure			2,050.00		
	7	1000	410210	142	Employer Contributions			11.50		
	8	1000	410210	143	Employer Contributions			134.00		
	9	1000	410540	100	Payroll Expenditure			1,672.19		
	10	1000	410540	141	Employer Contributions			5.81		
	11	1000	410540	142	Employer Contributions			9.31		
	12	1000	410540	143	Employer Contributions			120.95		
	13	1000	410550	100	Payroll Expenditure			1,672.17		
	14	1000	410550	141	Employer Contributions			5.86		
	15	1000	410550	142	Employer Contributions			9.39		
	16	1000	410550	143	Employer Contributions			120.97		
	17	1000	420100	100	Payroll Expenditure			66,885.75		
	18	1000	420100	141	Employer Contributions			234.10		
	19	1000	420100	142	Employer Contributions			1,882.20		
	20	1000	420100	143	Employer Contributions			5,017.18		
	21	1000	420400	100	Payroll Expenditure			2,828.33		
	22	1000	420400	141	Employer Contributions			9.90		
	23	1000	420400	142	Employer Contributions			15.87		
	24	1000	420400	143	Employer Contributions			194.34		
	25	1000	420531	100	Payroll Expenditure			3,370.02		
	26	1000	420531	141	Employer Contributions			11.81		
	27	1000	420531	142	Employer Contributions			22.45		
	28	1000	420531	143	Employer Contributions			235.78		
	29	1000	460430	100	Payroll Expenditure			3,759.12		
	30	1000	460430	141	Employer Contributions			13.15		
	31	1000	460430	142	Employer Contributions			187.66		
	32	1000	460430	143	Employer Contributions			270.92		
	33	1000	460445	100	Payroll Expenditure			541.67		
	34	1000	460445	141	Employer Contributions			1.89		
	35	1000	460445	142	Employer Contributions			6.61		
	36	1000	460445	143	Employer Contributions			41.44		
	37	2370	101000		Employer Contributions				8,415.26	
	38	2370	410130	144	Employer Contributions			44.36		
	39	2370	410540	144	Employer Contributions			148.32		
	40	2370	410550	144	Employer Contributions			148.32		
	41	2370	420100	144	Employer Contributions			7,142.95		
	42	2370	420400	144	Employer Contributions			250.87		
	43	2370	420531	144	Employer Contributions			298.94		
	44	2370	460430	144	Employer Contributions			333.46		
	45	2370	460445	144	Employer Contributions			48.04		
	46	2371	101000		Employer Contributions				16,778.14	
	47	2371	410130	146	Employer Contributions			7.00		
	48	2371	410210	146	Employer Contributions			2,890.43		
	49	2371	410540	146	Employer Contributions			560.29		

03/15/22
13:05:12

CITY OF SIDNEY
Journal Voucher Details
For the Accounting Period: 2/22

Page: 2 of 5
Report ID: L100

Doc #	Line #	Fund Org	Account	Object	Description Fund Account	Type	Date	Debit Amount	Credit Amount	User ID/ Proj
	50	2371	410550	146	Employer Contributions			556.85		
	51	2371	420100	146	Employer Contributions			9,097.95		
	52	2371	420400	146	Employer Contributions			1,003.71		
	53	2371	420531	146	Employer Contributions			1,005.48		
	54	2371	430200	146	Employer Contributions			3.51		
	55	2371	460430	146	Employer Contributions			1,651.17		
	56	2371	460445	146	Employer Contributions			1.75		
	57	2565	101000		Employer Contributions				4,291.31	
	58	2565	101000		Payroll Expenditure				9,758.29	
	59	2565	430200	100	Payroll Expenditure			9,758.29		
	60	2565	430200	141	Employer Contributions			34.20		
	61	2565	430200	142	Employer Contributions			484.68		
	62	2565	430200	143	Employer Contributions			721.41		
	63	2565	430200	144	Employer Contributions			865.61		
	64	2565	430200	146	Employer Contributions			2,185.41		
	65	2566	101000		Employer Contributions				2,767.85	
	66	2566	101000		Payroll Expenditure				5,145.44	
	67	2566	430251	100	Payroll Expenditure			5,145.44		
	68	2566	430251	141	Employer Contributions			17.99		
	69	2566	430251	142	Employer Contributions			255.99		
	70	2566	430251	143	Employer Contributions			376.14		
	71	2566	430251	144	Employer Contributions			456.37		
	72	2566	430251	146	Employer Contributions			1,661.36		
	73	5210	101000		Employer Contributions				9,985.05	
	74	5210	101000		Payroll Expenditure				21,058.10	
	75	5210	430500	100	Payroll Expenditure			21,058.10		
	76	5210	430500	141	Employer Contributions			73.70		
	77	5210	430500	142	Employer Contributions			879.71		
	78	5210	430500	143	Employer Contributions			1,547.95		
	79	5210	430500	144	Employer Contributions			1,867.81		
	80	5210	430500	146	Employer Contributions			5,615.88		
	81	5310	101000		Employer Contributions				9,341.22	
	82	5310	101000		Payroll Expenditure				19,505.58	
	83	5310	430600	100	Payroll Expenditure			19,505.58		
	84	5310	430600	141	Employer Contributions			68.27		
	85	5310	430600	142	Employer Contributions			678.72		
	86	5310	430600	143	Employer Contributions			1,430.79		
	87	5310	430600	144	Employer Contributions			1,730.14		
	88	5310	430600	146	Employer Contributions			5,433.30		
	89	5410	101000		Employer Contributions				14,700.18	
	90	5410	101000		Payroll Expenditure				27,628.06	
	91	5410	430830	100	Payroll Expenditure			27,628.06		
	92	5410	430830	141	Employer Contributions			96.70		
	93	5410	430830	142	Employer Contributions			1,307.10		
	94	5410	430830	143	Employer Contributions			2,026.71		
	95	5410	430830	144	Employer Contributions			2,450.60		
	96	5410	430830	146	Employer Contributions			8,819.07		
	97	5710	101000		Employer Contributions				3,392.36	
	98	5710	101000		Payroll Expenditure				6,100.28	
	99	5710	430252	100	Payroll Expenditure			6,100.28		

03/15/22
13:05:12

CITY OF SIDNEY
Journal Voucher Details
For the Accounting Period: 2/22

Page: 3 of 5
Report ID: L100

Doc #	Line #	Fund Org	Account	Object	Description Fund Account	Type	Date	Debit Amount	Credit Amount	User ID/ Proj
	100	5710	430252	141	Employer Contributions			21.36		
	101	5710	430252	142	Employer Contributions			234.31		
	102	5710	430252	143	Employer Contributions			441.74		
	103	5710	430252	144	Employer Contributions			541.09		
	104	5710	430252	146	Employer Contributions			2,153.86		
	105	7910	101000		Direct Deposit Clearing				109,708.22	
	106	7910	101000		Electronic Check				98,918.04	
	107	7910	101000		Employee Checks			173,350.00		
	108	7910	101000		Employer Contributions			78,347.37		
	109	7910	201000		Check for tax/benefit plan				58,813.70	
	110	7910	201000		Employee Checks				6,609.00	
	111	7910	212200		Electronic Check			22,098.82		
	112	7910	212200		Employee Deduction				4,258.43	
	113	7910	212200		Employer Contributions				6,818.24	
	114	7910	212501		Electronic Check			25,571.06		
	115	7910	212501		Employee Deduction				12,785.53	
	116	7910	212501		Employer Contributions				12,785.53	
	117	7910	212502		Electronic Check			35,534.80		
	118	7910	212502		Employee Deduction				8,468.78	
	119	7910	212502		Employer Contributions				9,508.64	
	120	7910	212503		Employer Contributions				594.74	
	121	7910	212504		Employer Contributions				5,993.20	
	122	7910	212505		Electronic Check			15,113.36		
	123	7910	212505		Employee Deduction				15,113.36	
	124	7910	212506		Check for tax/benefit plan			7,881.00		
	125	7910	212506		Employee Deduction				7,881.00	
	126	7910	212510		Check for tax/benefit plan			50,932.70		
	127	7910	212510		Electronic Check			600.00		
	128	7910	212510		Employee Deduction				8,525.68	
	129	7910	212510		Employer Contributions				42,647.02	
UB	1994	2/22					03/01/22			UB
		1	5210	122000	Billing - UB			125,679.57		
		2	5210	313021	Billing - UB				702.54	
		3	5210	343021	Billing - UB				124,977.03	
		4	5310	122000	Billing - UB			157,990.37		
		5	5310	343031	Billing - UB				157,990.37	
UB	1995	2/22					03/01/22			UB
		1	5210	101000	Receipts - ACH UB			19,248.29		
		2	5210	122000	Receipts - ACH UB				19,248.29	
		3	5310	101000	Receipts - ACH UB			24,021.62		
		4	5310	122000	Receipts - ACH UB				24,021.62	
UB	1996	2/22					03/01/22			UB
		1	5210	101000	Batch Payment ONLINE			79.60		
		2	5210	122000	Batch Payment ONLINE				79.60	
		3	5310	101000	Batch Payment ONLINE			109.77		
		4	5310	122000	Batch Payment ONLINE				109.77	
UB	1997	2/22					03/01/22			UB
		1	5210	101000	Batch Payment ONLINE			207.43		
		2	5210	122000	Batch Payment ONLINE				207.43	
		3	5310	101000	Batch Payment ONLINE			356.99		

03/15/22
13:05:12

CITY OF SIDNEY
Journal Voucher Details
For the Accounting Period: 2/22

Page: 4 of 5
Report ID: L100

Doc #	Line #	Fund Org	Account	Object	Description Fund Account	Type	Date	Debit Amount	Credit Amount	User ID/ Proj
UB 1998	2/22	4 5310	122000		Batch Payment ONLINE		03/01/22		356.99	UB
	1	5210	101000		Batch Payment ONLINE			259.92		
	2	5210	122000		Batch Payment ONLINE				259.92	
	3	5310	101000		Batch Payment ONLINE			363.06		
	4	5310	122000		Batch Payment ONLINE				363.06	
UB 1999	2/22	1 5210	101000		Batch Payment ONLINE		03/01/22	371.46		UB
	2	5210	122000		Batch Payment ONLINE				371.46	
	3	5310	101000		Batch Payment ONLINE			357.42		
	4	5310	122000		Batch Payment ONLINE				357.42	
UB 2000	2/22	1 5210	101000		Batch Payment ONLINE		03/01/22	1,805.12		UB
	2	5210	122000		Batch Payment ONLINE				1,805.12	
	3	5310	101000		Batch Payment ONLINE			2,388.25		
	4	5310	122000		Batch Payment ONLINE				2,388.25	
UB 2001	2/22	1 5210	101000		Batch Payment ONLINE		03/01/22	211.65		UB
	2	5210	122000		Batch Payment ONLINE				211.65	
	3	5310	101000		Batch Payment ONLINE			317.97		
	4	5310	122000		Batch Payment ONLINE				317.97	
UB 2002	2/22	1 5210	101000		Batch Payment ONLINE		03/01/22	301.07		UB
	2	5210	122000		Batch Payment ONLINE				301.07	
	3	5310	101000		Batch Payment ONLINE			473.65		
	4	5310	122000		Batch Payment ONLINE				473.65	
UB 2003	2/22	1 5210	101000		Batch Payment ONLINE		03/01/22	516.68		UB
	2	5210	122000		Batch Payment ONLINE				516.68	
	3	5310	101000		Batch Payment ONLINE			675.35		
	4	5310	122000		Batch Payment ONLINE				675.35	
UB 2004	2/22	1 5210	101000		Batch Payment ONLINE		03/01/22	494.34		UB
	2	5210	122000		Batch Payment ONLINE				494.34	
	3	5310	101000		Batch Payment ONLINE			739.36		
	4	5310	122000		Batch Payment ONLINE				739.36	
UB 2005	2/22	1 5210	101000		Batch Payment ONLINE		03/01/22	557.04		UB
	2	5210	122000		Batch Payment ONLINE				557.04	
	3	5310	101000		Batch Payment ONLINE			905.94		
	4	5310	122000		Batch Payment ONLINE				905.94	
UB 2006	2/22	1 5210	101000		Batch Payment ONLINE		03/01/22	128.65		UB
	2	5210	122000		Batch Payment ONLINE				128.65	
	3	5310	101000		Batch Payment ONLINE			231.09		
	4	5310	122000		Batch Payment ONLINE				231.09	
UB 2007	2/22	1 5210	101000		Batch Payment ONLINE		03/01/22	144.91		UB
	2	5210	122000		Batch Payment ONLINE				144.91	
	3	5310	101000		Batch Payment ONLINE			177.69		

03/15/22
13:05:12

CITY OF SIDNEY
Journal Voucher Details
For the Accounting Period: 2/22

Page: 5 of 5
Report ID: L100

Doc #	Line #	Fund Org	Account	Object	Description Fund Account	Type	Date	Debit Amount	Credit Amount	User ID/ Proj
UB	2008	2/22	4	5310	122000	Batch Payment ONLINE			177.69	
							03/01/22			UB
			1	5210	101000	Batch Payment ONLINE		384.74		
			2	5210	122000	Batch Payment ONLINE			384.74	
			3	5310	101000	Batch Payment ONLINE		516.66		
			4	5310	122000	Batch Payment ONLINE			516.66	
UB	2009	2/22					03/01/22			UB
			1	5210	101000	Batch Payment ONLINE		250.31		
			2	5210	122000	Batch Payment ONLINE			250.31	
			3	5310	101000	Batch Payment ONLINE		312.78		
			4	5310	122000	Batch Payment ONLINE			312.78	
UB	2010	2/22					03/01/22			UB
			1	5210	101000	Batch Payment ONLINE		429.62		
			2	5210	122000	Batch Payment ONLINE			429.62	
			3	5310	101000	Batch Payment ONLINE		605.07		
			4	5310	122000	Batch Payment ONLINE			605.07	
UB	2011	2/22					03/01/22			UB
			1	5210	101000	Batch Payment ONLINE		128.80		
			2	5210	122000	Batch Payment ONLINE			128.80	
			3	5310	101000	Batch Payment ONLINE		226.50		
			4	5310	122000	Batch Payment ONLINE			226.50	
UB	2012	2/22					03/01/22			UB
			1	5210	101000	Batch Payment ONLINE		59.64		
			2	5210	122000	Batch Payment ONLINE			59.64	
			3	5310	101000	Batch Payment ONLINE		91.44		
			4	5310	122000	Batch Payment ONLINE			91.44	
UB	2013	2/22					03/01/22			UB
			1	5210	101000	Batch Payment ONLINE		29.82		
			2	5210	122000	Batch Payment ONLINE			29.82	
			3	5310	101000	Batch Payment ONLINE		44.22		
			4	5310	122000	Batch Payment ONLINE			44.22	
UB	2014	2/22					03/01/22			UB
			1	5210	101000	Batch Payment ONLINE		268.02		
			2	5210	122000	Batch Payment ONLINE			268.02	
			3	5310	101000	Batch Payment ONLINE		297.10		
			4	5310	122000	Batch Payment ONLINE			297.10	
UB	2015	2/22				TRANSFER	03/01/22			UB
			1	5210	122000	Adj-UB Auto Distribute		4,053.62		
			2	5210	101000	Adj-UB Auto Distribute			4,053.62	
			3	5310	101000	Adj-UB Auto Distribute		4,053.62		
			4	5310	122000	Adj-UB Auto Distribute			4,053.62	
UB	2016	2/22					03/01/22			UB
			1	5210	122000	Adjustment - UB		197.57		
			2	5210	343021	Adjustment - UB			197.57	
			3	5310	343031	Adjustment - UB		155.82		
			4	5310	122000	Adjustment - UB			155.82	
Grand Total								1,012,346.09	1,012,346.09	

Sewer 5310-430600

Jan-22

Payroll		
100	\$19,477.72	
141	\$68.17	
142	\$678.83	
143	\$1,428.65	
144	\$1,727.68	
146	\$5,433.30	
Total	\$28,814.35	

Supplies		
200	\$1,051.29	

Purchased Services		
300	\$18,425.42	

Utility Services		
340	\$0.00	

Imp Not Bldgs-R&D		
931	\$0.00	

Mach & Equip-Oper		
940	\$0.00	

Mach & Equip-Cap Proj		
943	\$0.00	

Const-R&D		
950	\$0.00	

Const Capital R & D		
951	\$0.00	

Const Capital Capital Proj.		
952	\$0.00	

490510		
610	\$0.00	
620	\$0.00	
Total	\$0.00	

490520		
610	\$0.00	
620	\$0.00	
Total	\$0.00	

Grand Total: \$48,291.06

Water 5210-430500

Jan-22

Payroll		
100	\$21,058.10	
141	\$73.70	
142	\$879.71	
143	\$1,547.95	
144	\$1,867.81	
146	\$5,615.88	
Total	\$31,043.15	

Supplies		
200	\$2,132.65	

Purchased Services		
300	\$14,042.74	

Utility Services		
340	\$0.00	

Imp Not Bldgs-Oper		
930	\$0.00	

Imp Not Bldgs-R&D		
931	\$0.00	

Mach & Equip - R&		
942	\$0.00	

Mach & Equip-Cap Proj		
943	\$0.00	

Const-Oper		
950	\$0.00	

Const Capital Capital Proj.		
952	\$0.00	

490510		
610	\$0.00	
620	\$0.00	
Total	\$0.00	

490520		
610	\$3,767.00	
620	\$3,767.00	
Total	\$7,534.00	

Grand Total: \$54,752.54

Total Expenditures: \$103,043.60
Credit Card Revenue: \$19,714.95

Total to be Transferred: \$83,328.65

Completed By: Breanna Shanks Date: 3/14/22

Approved: _____ Date: _____

Approved: _____ Date: _____

20/11/0

Greenbank Bank

03/14/22
10:35:55

CITY OF SIDNEY
Detail Ledger Query

Page: 1 of 2
Report ID: L091

For the Accounting Periods: 2/22 - 2/22

Funds 5310-5310, Objects 100-951, Accounts 430600-490520

Fund/Account/ Doc/Line #	Description	Vendor/Receipt From	Acct. Period	Debit	Credit	Ending Balance
5310 Sewer Utility						
430600 Sewer Operating						
100 PERSONAL SERVICES						
PR 220200 83	Payroll Expenditure		2/22	19,505.58		
	Object Total:			164,867.96 DB		184,373.54 DB
141 Unemployment Insurance						
PR 220200 84	Employer Contributions		2/22	68.27		
	Object Total:			483.61 DB		551.88 DB
142 Workers' Compensation						
PR 220200 85	Employer Contributions		2/22	678.72		
	Object Total:			6,231.38 DB		6,910.10 DB
143 F.I.C.A.						
PR 220200 86	Employer Contributions		2/22	1,430.79		
	Object Total:			12,100.64 DB		13,531.43 DB
144 PERS						
PR 220200 87	Employer Contributions		2/22	1,730.14		
	Object Total:			14,474.45 DB		16,204.59 DB
146 Health Insurance						
PR 220200 88	Employer Contributions		2/22	5,433.30		
	Object Total:			40,972.60 DB		46,405.90 DB
200 SUPPLIES						
CL 39555 1	58760 HOSE 20'	JOHNSON HARDWARE	2/22	3.00		
CL 39555 6	62662 GRAY TAPE	JOHNSON HARDWARE	2/22	8.99		
CL 39556 1	440076007 BULB & PLUG IN- '10 CHE	AUTO VALUE PARTS STORE	2/22	17.48		
CL 39556 5	440076477 GAL PROTECTANT- SEWER TR	AUTO VALUE PARTS STORE	2/22	41.99		
CL 39557 1	26642 SAFETY VESTS & BROOM WAF	NORMONT EQUIPMENT	2/22	752.96		
CL 39563 4	438415 WASTE WATER PLANT SUPPLI	BOSS INC.	2/22	44.45		
CL 39563 5	440068 CITY HALL PAPER	BOSS INC.	2/22	41.95		
CL 39577 1	6548 LOADER DOOR- TRACK OPENE	CM BUILT DOORS INC.	2/22	80.00		
CL 39581 1	8198 USPS	CARDMEMBER SERVICE - VISA	2/22	283.85		
CL 39582 1	159366 BROOM HANDLE & MOP HEAD	EAST-MONT ENTERPRISES, INC	2/22	96.99		
CL 39582 2	159404 BOX OF SOAP FOR WASTE WA	EAST-MONT ENTERPRISES, INC	2/22	140.00		
CL 39583 1	1468578 RATCHET STRAPS & WHEELS	BIG STATE INDUSTRIAL SUPPL	2/22	123.06		
CL 39589 2	33178 SQUARE TUBE	BORDER STEEL & RECYCLING,	2/22	146.04		
CL 39604 5	757084 BRAKE LINE	NAPA	2/22	9.99		
CL 39604 11	758739 ANGLE IRON DRILL	NAPA	2/22	54.25		
CL 39604 12	759378 CITY SHOP RESTOCK FILTER	NAPA	2/22	21.36		
CL 39604 17	759720 SPRAY PAINT	NAPA	2/22	8.49		
CL 39642 2	5094795437 GLOVES FOR CITY SHOP USE	CINTAS	2/22	97.02		
CL 39654 1	V201969 DO PROBE	AMBIENTE H2O INC	2/22	1,731.30		
	Object Total:			36,253.42 DB		39,956.59 DB
300 PURCHASED SERVICES						
CL 39551 2	80091422 BEACON MOBILE HOSTING	BADGER METER INC.	2/22	101.60		
CL 39552 2	SEWER TELEPHONE	MID-RIVERS COMMUNICATIONS	2/22	82.34		
CL 39564 5	1006 NON DOT BAT TEST- JARED	FIRST CHOICE DRUG TESTING,	2/22	35.00		
CL 39566 1	1648 MEMBERSHIP DUES- JARED J	MONTANA RURAL WATER SYSTEM	2/22	116.66		
CL 39566 2	1648 MEMBERSHIP DUES- KEVIN B	MONTANA RURAL WATER SYSTEM	2/22	116.66		
CL 39581 14	252 RESTORX & USPS	CARDMEMBER SERVICE - VISA	2/22	276.27		
CL 39590 2	447334 SEWER SAMPLES	ENERGY LABORATORIES INC	2/22	92.00		
CL 39590 3	447990 SEWER SAMPLES	ENERGY LABORATORIES INC	2/22	263.00		

03/14/22
10:35:55

CITY OF SIDNEY
Detail Ledger Query

For the Accounting Periods: 2/22 - 2/22

Funds 5310-5310, Objects 100-951, Accounts 430600-490520

Fund/Account/ Doc/Line #	Description	Vendor/Receipt From	Acct. Period	Debit	Credit	Ending Balance
5310 Sewer Utility						
430600 Sewer Operating						
300 PURCHASED SERVICES						
CL 39590 5	449359 SEWER SAMPLES	ENERGY LABORATORIES INC	2/22	88.00		
CL 39590 6	450974 SEWER SAMPLES	ENERGY LABORATORIES INC	2/22	88.00		
CL 39596 5	MERCH NET SETTLE FEE #6816	STOCKMAN BANK - BANK FEES	2/22	139.01		
CL 39596 7	SERVICE CHARGE #5410	STOCKMAN BANK - BANK FEES	2/22	36.88		
CL 39597 3	78050380 SEWER FUEL	WEX BANK	2/22	691.99		
CL 39605 2	2015104 COST OF DOING BUSINESS	UTILITIES UNDERGROUND LOCA	2/22	1.12		
CL 39608 2	58169142 WATER CASHIER BOND	CNA SURETY	2/22	84.75		
CL 39636 2	80085013 BEACON MOBILE HOSTING	BADGER METER INC.	2/22	101.56		
CL 39641 2	80456 E-STATEMENTS & WEB POSTI	VALLI	2/22	29.22		
CL 39641 4	80456 ONLINE MAINT.	VALLI	2/22	29.25		
CL 39643 2	224238 TECHNICAL ASST. ON STORM	MORRISON MAIERLE, INC.	2/22	3,957.57		
CL 39646 2	9898887854 SEWER CELL PHONE	VERIZON WIRELESS	2/22	101.76		
CL 39649 1	478546 NEILSON-HALVORSON- SEWER	SIDNEY HERALD	2/22	313.14		
CL 39650 2	T11662 3-PHASE	LOWER YELLOWSTONE R.E.A.	2/22	679.41		
CL 39650 3	T10686 SIDNEY LAGOON	LOWER YELLOWSTONE R.E.A.	2/22	4,473.40		
CL 39650 4	T11305 LAGOON	LOWER YELLOWSTONE R.E.A.	2/22	1,985.20		
CL 39655 2	15148 2021 CLOSING AUDIT	DENNING, DOWNEY & ASSOICIA	2/22	3,780.00		
CL 39660 3	7041131009 S MEADOW SEWER LIFT	MONTANA DAKOTA UTILITIES	2/22	87.96		
CL 39660 4	9741131000 LEE'S TIRE SEWER LIFT	MONTANA DAKOTA UTILITIES	2/22	52.25		
CL 39660 6	6571131000 HOLLY SUGAR SEWER LIFT	MONTANA DAKOTA UTILITIES	2/22	55.08		
CL 39660 8	4761131000 N SIDNEY SEWER LIFT	MONTANA DAKOTA UTILITIES	2/22	78.53		
CL 39674 2	FEBRUARY 2022 SEWER BILLS	U.S.P.O.	2/22	418.41		
	Object Total:			112,436.52 DB	18,356.02	130,792.54 DB
931 Imp Not Bldgs-R&D-102240						
CL 39558 1	TIP TOP ALLEY- GRINDING	HANSON INDEPENDENT	2/22	19,000.00		
	Object Total:			15,598.30 DB	19,000.00	34,598.30 DB
940 Mach & Equip-Oper-101000						
CL 39554 1	215565 BELTS- FOR BLOWER	MIDWEST WELDING & MACHINE	2/22	742.37		
	Object Total:			4,021.55 DB	742.37	4,763.92 DB
	Account Total:			407,440.43 DB	70,648.36	478,088.79 DB
	Fund Total:			70,648.36	0.00	
	Grand Total:			70,648.36	0.00	

03/14/22
12:10:29

CITY OF SIDNEY
Detail Ledger Query

For the Accounting Periods: 2/22 - 2/22

Funds 5210-5210, Objects 100-620, Accounts 430500-490520

Fund/Account/ Doc/Line #	Description	Vendor/Receipt From	Acct. Period	Debit	Credit	Ending Balance
5210 Water Utility						
430500 Water Operating						
100 PERSONAL SERVICES						
PR 220200 75	Payroll Expenditure		2/22	21,058.10		
	Object Total:			178,074.81 DB	21,058.10	199,132.91 DB
141 Unemployment Insurance						
PR 220200 76	Employer Contributions		2/22	73.70		
	Object Total:			522.21 DB	73.70	595.91 DB
142 Workers' Compensation						
PR 220200 77	Employer Contributions		2/22	879.71		
	Object Total:			7,703.22 DB	879.71	8,582.93 DB
143 F.I.C.A.						
PR 220200 78	Employer Contributions		2/22	1,547.95		
	Object Total:			13,094.03 DB	1,547.95	14,641.98 DB
144 PERS						
PR 220200 79	Employer Contributions		2/22	1,867.81		
	Object Total:			15,655.03 DB	1,867.81	17,522.84 DB
146 Health Insurance						
PR 220200 80	Employer Contributions		2/22	5,615.88		
	Object Total:			42,967.07 DB	5,615.88	48,582.95 DB
200 SUPPLIES						
CL 39555 4	60296 HEAT LAMPS	JOHNSON HARDWARE	2/22	11.98		
CL 39555 5	61153 WATER HEATER	JOHNSON HARDWARE	2/22	569.99		
CL 39555 7	62681 FURANCE FILTERS	JOHNSON HARDWARE	2/22	62.91		
CL 39579 1	75777 WINDOW REGULATOR	GEM CITY MOTORS	2/22	116.13		
CL 39581 2	8198 USPS	CARDMEMBER SERVICE - VISA	2/22	283.85		
CL 39581 8	7432 AUTODESK	CARDMEMBER SERVICE - VISA	2/22	400.00		
CL 39581 10	5644 E-REPLACEMENT PARTS	CARDMEMBER SERVICE - VISA	2/22	41.39		
CL 39586 1	9169511601 N95 DISPOSABLE RESPIRATO	GRAINGER INC	2/22	256.10		
CL 39586 2	9168878313 EYE WASH BOTTLES	GRAINGER INC	2/22	24.76		
CL 39595 1	6658159 COPPER FITTINGS	NORTHWEST PIPE FITTINGS, I	2/22	42.42		
CL 39595 2	6660574 COPPER FITTINGS	NORTHWEST PIPE FITTINGS, I	2/22	15.74		
CL 39595 4	6668745 COPPER FITTINGS	NORTHWEST PIPE FITTINGS, I	2/22	88.09		
CL 39595 5	6669796 NIPPLES & REPAIR KITS	NORTHWEST PIPE FITTINGS, I	2/22	33.46		
CL 39595 6	6669802 RUBBER PARTS	NORTHWEST PIPE FITTINGS, I	2/22	123.13		
CL 39603 1	1716672 RUBBING ALCOHOL- WATER D	REYNOLDS WAREHOUSE GROCERY	2/22	8.36		
CL 39604 13	759378 CITY SHOP RESTOCK FILTER	NAPA	2/22	21.36		
CL 39607 2	200365315 HAMMER & TORPEDO LEVEL	TRACTOR SUPPLY CREDIT PLAN	2/22	32.98		
	Object Total:			47,903.71 DB	2,132.65	50,036.36 DB
300 PURCHASED SERVICES						
CL 39550 1	13977C PINECOVE RESTORE FEE	PINE COVE	2/22	300.00		
CL 39551 1	80091422 BEACON MOBILE HOSTING	BADGER METER INC.	2/22	101.60		
CL 39552 1	WATER TELEPHONE	MID-RIVERS COMMUNICATIONS	2/22	82.34		
CL 39552 9	WATER PLANT INTERNET	MID-RIVERS COMMUNICATIONS	2/22	82.38		
CL 39564 4	1006 DOT LAB URINE- BRIAN TIE	FIRST CHOICE DRUG TESTING,	2/22	25.00		
CL 39566 3	1648 MEMBERSHIP DUES- BRIAN T	MONTANA RURAL WATER SYSTEM	2/22	116.68		
CL 39572 1	8158031000 WATER TOWER	MONTANA DAKOTA UTILITIES	2/22	48.88		
CL 39581 9	4866 NORTON & USPS	CARDMEMBER SERVICE - VISA	2/22	106.84		
CL 39590 1	447335 WATER SAMPLES	ENERGY LABORATORIES INC	2/22	96.00		
CL 39590 4	448476 WATER SAMPLES	ENERGY LABORATORIES INC	2/22	96.00		

03/14/22
12:10:29

CITY OF SIDNEY
Detail Ledger Query

Page: 2 of 2
Report ID: L091

For the Accounting Periods: 2/22 - 2/22

Funds 5210-5210, Objects 100-620, Accounts 430500-490520

Fund/Account/ Doc/Line #	Description	Vendor/Receipt From	Acct. Period	Debit	Credit	Ending Balance
5210 Water Utility						
430500 Water Operating						
300 PURCHASED SERVICES						
CL 39596 4	MERCH NET SETTLE FEE #6816	STOCKMAN BANK - BANK FEES	2/22	139.01		
CL 39596 6	SERVICE CHARGE #5410	STOCKMAN BANK - BANK FEES	2/22	36.87		
CL 39597 2	78050380 WATER FUEL	WEX BANK	2/22	563.79		
CL 39605 1	2015104 EXCAVATION NOTIFICATIONS	UTILITIES UNDERGROUND LOCA	2/22	5.16		
CL 39608 1	58169142 WATER CASHIER BOND	CNA SURETY	2/22	84.75		
CL 39636 1	80085013 BEACON MOBILE HOSTING	BADGER METER INC.	2/22	101.56		
CL 39641 1	80456 E-STATEMENTS & WEB POSTI	VALLI	2/22	29.22		
CL 39641 3	80456 ONLINE MAINT.	VALLI	2/22	29.22		
CL 39643 1	224238 TECHNICAL ASST. ON STORM	MORRISON MAIERLE, INC.	2/22	3,957.57		
CL 39646 1	9898887854 WATER CELL PHONE	VERIZON WIRELESS	2/22	101.76		
CL 39649 3	483477 DRINKING WATER	SIDNEY HERALD	2/22	53.24		
CL 39650 1	T22577 WATER TANK	LOWER YELLOWSTONE R.E.A.	2/22	136.80		
CL 39651 2	3520131000 WATER TREATMENT PLANT	MONTANA DAKOTA UTILITIES	2/22	1,547.17		
CL 39655 4	15148 2021 CLOSING AUDIT	DENNING, DOWNEY & ASSOICIA	2/22	3,714.02		
CL 39660 5	6660131000 WELL #11	MONTANA DAKOTA UTILITIES	2/22	189.71		
CL 39660 11	3047131000 WELL #12	MONTANA DAKOTA UTILITIES	2/22	774.29		
CL 39660 13	2470131000 WELLS #5 AND #7	MONTANA DAKOTA UTILITIES	2/22	897.95		
CL 39673 1	2620131005 WELL #10	MONTANA DAKOTA UTILITIES	2/22	206.51		
CL 39674 1	FEBRUARY 2022 WATER BILLS	U.S.P.O.	2/22	418.42		
	Object Total:			97,641.92 DB	14,042.74	111,684.66 DB
	Account Total:			403,562.00 DB	47,218.54	450,780.54 DB
490520 USDA Rural Development Loan - Principal & interest						
610 Principal						
CL 39569 1	PRINCIPAL- FEBRUARY 2022	USDA RURAL DEVELOPMENT	2/22	1,556.49		
CL 39659 1	PRINCIPAL- MARCHH 2022	USDA RURAL DEVELOPMENT	2/22	1,775.48		
	Object Total:			9,351.96 DB	3,331.97	12,683.93 DB
620 Interest						
CL 39569 2	INTEREST- FEBRUARY 2022	USDA RURAL DEVELOPMENT	2/22	2,210.51		
CL 39659 2	INTEREST- MARCH 2022	USDA RURAL DEVELOPMENT	2/22	1,991.52		
	Object Total:			13,250.04 DB	4,202.03	17,452.07 DB
	Account Total:			22,602.00 DB	7,534.00	30,136.00 DB
	Fund Total:			54,752.54	0.00	
	Grand Total:			54,752.54	0.00	

Merchant Billing Statement

ELAVON
 NXGEN A TRANS COMPANY
 7300 CHAPMAN HWY
 KNOXVILLE, TN 37920



Cycle: CUTC Item c.

Statement Date: 02/28/2022
 Store Number: 0000000000
 Merchant Number: 0000008035296816
 Chain Number: 00000
 DBA Name: CITY OF SIDNEY WATER SEWER

000002697 01 SP 0.530 106481469415423 P
 CITY OF SIDNEY WATER SEWER
 ATTN JESSIE REDFIELD
 115 2ND ST SE
 SIDNEY MT 59270-4103

Client Group: 00017
 Principal Chain: 00000
 Parent Chain: 00000
 Parent Entity: 45302

Page 1 of 4

Your Resources For Help

For customer service, please call 800-725-1243

News For You

Welcome to the Payroc Family! We are pleased to announce that your trusted merchant services provider NXGEN has joined forces with Payroc. As a valued merchant, you will continue to receive the same outstanding service with no changes to how you currently process.

Summary

	<u>Number of Items</u>	<u>Dollar Amounts</u>	<u>Fee/Charges Category</u>	<u>Fee Summary</u>
Sales	157	19,759.17	Credit Card Processing Charges	239.36
Returns	1	44.22	American Express Charges	2.00
Net Sales	158	19,714.95	Other Transaction Charges	0.54
Chargebacks	0	0.00	Payment Network and Associated Fees	50.59
Adjustments	0	0.00	Authorization Fees	14.24
Convenience Adjustments	0	0.00	Other Fees	20.00
Total Sales	158	19,714.95	Total Charges and Fees	326.73

Charges and Fees have been posted to Account #: XXXXXX0486

Volume Recap

Card Type	Item Count	---Sales---		---Credits---		---Net Sales---		Discount Paid	Per Item Paid
		Amount	Item Count	Amount	Item Count	Amount	Item Count		
AEXP	1	77.04	0	0.00	0	77.04	1.70	0.30	
DISC	4	377.53	0	0.00	0	377.53	1.29	3.00	
M/C	53	6,534.81	0	0.00	0	6,534.81	21.06	35.25	
VISA	99	12,769.79	1	44.22	1	12,725.57	161.67	17.09	

Deposits

Batch Date	Settlement Date	Reference Number	Batch Number	Card Type	Paid by Merchant Payment Services	Paid by Others	Total Batch Amount
02/01/22	02/01/22	13032593866	0000551	BA'TCH	760.93	0.00	760.93
02/02/22	02/02/22	13033824928	0000552	BA'TCH	651.01	0.00	651.01
02/03/22	02/03/22	13034812856	0000553	BA'TCH	546.54	0.00	546.54
02/04/22	02/04/22	13035488165	0000554	BA'TCH	1,986.20	0.00	1,986.20
02/05/22	02/05/22	13036413820	0000555	BA'TCH	1,494.77	0.00	1,494.77
02/08/22	02/08/22	13039555145	0000556	BA'TCH	2,542.67	0.00	2,542.67
02/09/22	02/09/22	13040593123	0000557	BA'TCH	1,554.87	0.00	1,554.87
02/10/22	02/10/22	13041378896	0000558	BA'TCH	581.23	0.00	581.23
02/11/22	02/11/22	13042561217	0000559	BA'TCH	2,508.08	0.00	2,508.08
02/12/22	02/12/22	13043544758	0000560	BA'TCH	1,446.27	0.00	1,446.27
02/15/22	02/15/22	13046670874	0000561	BA'TCH	626.11	0.00	626.11

Merchant Billing Statement

ELAVON
 NXGEN A TRANS COMPANY
 7300 CHAPMAN HWY
 KNOXVILLE, TN 37920

000002697 01 SP 0.530 106481469415423 P

Statement Date: 02/28/22 Item c.
 Store Number: 0000000
 Merchant Number: 0000008035296816
 Chain Number: 00000
 DBA Name: CITY OF SIDNEY WATER SEWER

Page 2 of 4

Deposits (continued)

Batch Date	Settlement Date	Reference Number	Batch Number	Card Type	Paid by Merchant Payment Services	Paid by Others	Total Batch Amount
02/16/22	02/16/22	13047801153	0000562	BATCH	1,034.32	0.00	1,034.32
02/17/22	02/17/22	13048829966	0000563	BATCH	1,258.90	0.00	1,258.90
02/18/22	02/18/22	13049666782	0000564	BATCH	630.05	0.00	630.05
02/19/22	02/19/22	13050488371	0000565	BATCH	562.44	0.00	562.44
02/23/22	02/23/22	13054713189	0000566	BATCH	332.63	0.00	332.63
02/24/22	02/24/22	13055723201	0000567	BATCH	159.33	0.00	159.33
02/25/22	02/25/22	13056367460	0000568	BATCH	964.56	0.00	964.56
02/26/22	02/26/22	13057216515	0000569	BATCH	74.04	0.00	74.04
Deposits Totals					19,714.95	0.00	19,714.95

Each batch under 'Paid by Merchant Payment Services' has been posted to Account #: XXXXXX0486

Credit Card Processing Charges

Description	Sales Amount	Item Count	Interchange Per Item	Interchange Rate	Interchange Dollars
Interchange - Visa					
COMM CARD PRESENT BUS DEBIT REG	372.26	1	0.2200	0.0500 %	0.41
COMM CNP BUS DEBIT REG	77.04	1	0.2200	0.0500 %	0.26
COMMERCIAL CNP BUS TIER 5	904.63	1	0.1000	3.0000 %	27.24
PRODUCT 1 CNP SIGNATURE PREFER	223.29	3	0.1000	2.4000 %	5.66
PRODUCT 2 CP SIGNATURE PREFER	277.44	3	0.1000	2.1000 %	6.13
RETAIL CHECK CARD 2 DEB	2,558.30	15	0.1500	0.8000 %	22.72
CPS/BASE DEBIT REG	1,481.50	14	0.2200	0.0500 %	3.82
CPS/RETAIL BASE PREPAID	240.76	2	0.1500	1.1500 %	3.07
PRODUCT 2 CP CONSUMER REWARDS	74.04	1	0.1000	1.6500 %	1.32
PRODUCT 2 CP SIGNATURE	226.81	3	0.1000	1.6500 %	4.04
VISA CPS/CARD NOT PRESENT	227.62	1	0.1000	1.8000 %	4.20
COMM NON TRAVEL LEVEL 3	77.04	1	0.1000	1.9000 %	1.56
CARD NOT PRESENT DEB	2,958.59	26	0.1500	1.6500 %	52.72
CPS/CNP DEBIT REG	2,952.07	26	0.2200	0.0500 %	7.20
CREDIT VOUCH-NON-PT DEB	0.00	1	0.0000	0.0000 %	0.00
PRODUCT 1 CNP CONSUMER REWARDS	118.40	1	0.1000	1.9500 %	2.41
Total Visa	12,769.79	100			142.76
Interchange - MasterCard					
WORLD M/C UTILITY	74.04	1	0.6500	0.0000 %	0.65
M/C WORLD ELITE UTILITY	829.46	5	0.7500	0.0000 %	3.75
M/C UTILITY DEBIT	4,209.11	36	0.6500	0.0000 %	23.40
M/C ENHANCED UTILITY	148.08	2	0.6500	0.0000 %	1.30
M/C CORP DATA RATE III PURCHASE	77.04	1	0.1000	1.9000 %	1.56
MC UTILITY PREPAID	1,100.85	7	0.6500	0.0000 %	4.55
MC UTILITIES BUS DEBIT	96.23	1	1.5000	0.0000 %	1.50
Total MasterCard	6,534.81	53			36.71
Interchange - Discover Acquiring					
DISC - UTILITIES REWARDS	222.12	3	0.7500	0.0000 %	2.25
DISC - UTILITIES PREMIUM	155.41	1	0.7500	0.0000 %	0.75
Total Discover Acquiring	377.53	4			3.00

Total Interchange 182.47

Description	Processing Fee Dollars
Discover Partial Qualified	0.67
Discover Non Qualified	0.62
MasterCard Partially Qualified	19.60
Visa Partially Qualified	18.65
Visa Non Qualified	0.47
Qualified Checkcard	8.56
Commercial Non-Qualified	7.42
Rewards Qual	0.90
Total Processing Fees	56.89

Total Charges 239.36

Merchant Billing Statement

ELAVON
 NXGEN A TRANS COMPANY
 7300 CHAPMAN HWY
 KNOXVILLE, TN 37920



000002697 01 SP 0.530 106481469415423 P

Statement Date: 02/28/20
 Store Number: 0000000000
 Merchant Number: 000008035296816
 Chain Number: 00000
 DBA Name: CITY OF SIDNEY WATER SEWER

Item c.

Page 3 of 4

American Express Charges

Description	Sales Amount	Item Count	Wholesale Per Item	Wholesale Rate	Wholesale Dollars
Wholesale - American Express					
AMEX SERVICES1 CNP	77.04	1	0.1000	1.7000 %	1.41
Total American Express	77.04	1			1.41
Total Wholesale F					1.41

Description	Sales Amount	Item Count	Processing Fee Per Item	Processing Rate	Processing Fee Dollars
Amex Partially Qualified	77.04	1	0.2000	0.5000%	0.59
Total Processing Fees					0.59
Total Charges					2.00

Payment Network and Associated Fees

Description	Amount	Item Count	Percentage Rate	Per Item Rate	Fee Amount
VISA FEE					37.58
VISA FEE Fee Totals					37.58
M/C FEE					12.08
M/C FEE Fee Totals					12.08
DSCV FEE					0.58
DSCV FEE Fee Totals					0.58
AECF					0.35
AECF Fee Totals					0.35
Total Payment Network and Associated Fees					50.59

Other Transaction Charges

Description	DR	CR	Sales Amount	Discount Rate	Discount Charges	Item Count	Per Item Rate	Item Charge
BTCH BATCH HDR	DR	CR	0.00	0.0000	0.00	19	0.0000	0.00
			0.00	0.0000	0.00	0	0.0000	0.00
OPTM CCO LVL3	DR	CR	1.08	50.0000	0.54	2	0.0000	0.00
			0.00	0.0000	0.00	0	0.0000	0.00
Summary	DR	CR	1.08		0.54	21		0.00
			0.00		0.00	0		0.00
	NET		1.08		0.54	21		0.00

Authorization Fees

Description	Items	Rate	Authorization Fees
VISA WAT	100	0.0800	8.00
M/C WAT	54	0.0800	4.32
DISC WAT	4	0.0800	0.32
AEXP WAT	1	0.0800	0.08
MISC AUTH FEES	19	0.0800	1.52
Credit Card Authorization Fees:			12.64
ECS Authorization Fees:			0.00
EGC Authorization Fees:			0.00
Other Card Authorization Fees:			1.60
Total Authorization Fees:			14.24

Merchant Billing Statement

ELAVON
NXGEN A TRANS COMPANY
7300 CHAPMAN HWY
KNOXVILLE, TN 37920

000002697 01 SP 0.530 106481469415423 P

Statement Date: 02/28 Item c.
Store Number: 0000000000
Merchant Number: 0000008035296816
Chain Number: 00000
DBA Name: CITY OF SIDNEY WATER SEWER

Page 4 of 4

Other Fees

Non Taxable Items

<i>Description</i>	<i>Items</i>	<i>Rate</i>	<i>Total</i>
MONTHLY FEE	1	10.0000	10.00
SAFETY/SMB S	1	10.0000	10.00
Total Non-Taxable Items:			20.00
Total Taxable Items:			0.00
Total Tax:			0.00
Total Other Fees:			20.00

**RESOLUTION NO. 3882
BUDGET AMENDMENT RESOLUTION**

**A RESOLUTION RELATING TO BUDGET AMENDMENTS FOR THE
FISCAL YEAR BEGINNING JULY 1, 2020 AND ENDING JUNE 30, 2021.**

WHEREAS, § 7-6-4031, MCA provides that annual budget appropriations may be amended;

WHEREAS, § 7-6-4006, MCA provides that the City Council, upon proper resolution, adopted by said Council at a regular meeting and entered into its Minutes, may transfer or revise appropriations;

WHEREAS, based upon the City’s recent budget review it is necessary to alter and change the City’s Fiscal Year 2021 Annual Budget;

WHEREAS, expenditures for 2890 Oil and Gas Severance exceeded the Annual Budget amount, using available cash balance was used to cover the cost of the Storm Water Study;

WHEREAS, expenditures for 4075 Curb & Sidewalk exceeded the Annual Budget amount, using available cash balance was used to cover the cost of improvements;

WHEREAS, expenditures for 2370 PERS exceeded the Annual Budget amount, using available cash balance was used to cover the recording of Net Pension Liability;

WHEREAS, § 7-6-4031, MCA, requires that unless otherwise provided in state law, a public hearing is required for an overall increase in appropriation authority;

WHEREAS, the notice of hearing on budget amendment was published in accordance with § 7-1-4127, MCA, as required by § 7-6-4021, MCA;

WHEREAS, the hearing on budget amendments was held on April 4th, 2022 in accordance with § 7-1-4131, MCA.

NOW THEREFORE, be it resolved by the City Commission of the City of Sidney, Montana that the following budget amendments are hereby adopted:

II. Accounting for increase in expenditures for Oil and Gas Severance

- A. 2890 Oil and Gas Severance -overall increase of \$32,032.57
- B. 4075 Curb and Sidewalk-overall increase of \$3,181.47
- C. 2370 PERS-overall increase of \$71,673.42

Adopted by the Commission of the City of Sidney, Montana, on this _____ day of April, 2022.

THE CITY OF SIDNEY

By: _____
Rick Norby, MAYOR

ATTEST:

By: _____
Jessica Chamberlin, CITY CLERK

03/18/22
11:36:20

CITY OF SIDNEY
Claim Approval List
For the Accounting Period: 3/22

Page: 1 of 4
Report ID: AP100

* ... Over spent expenditure

Claim	Check	Invoice	Vendor #/Name/ #/Inv Date/Description	Document \$/ Line \$	Disc \$	PO #	Fund Org Acct	Object Proj	Cash Account
39722	E	399	VERIZON WIRELESS	733.25					
	9901151521	03/15/22	WATER CELL PHONE	432.94		NA	5210 430500	300	101000
	9901151521	03/15/22	SEWER CELL PHONE	111.87		NA	5310 430600	300	101000
	9901151521	03/15/22	PARKS CELL PHONE	47.11		NA	1000 460430	300	101000
	9901151521	03/15/22	STREETS CELL PHONE	47.11		NA	2565 430200	300	101000
	9901151521	03/15/22	GARBAGE CELL PHONE	47.11		NA	5410 430830	300	101000
	9901151521	03/15/22	FIRE CELL PHONE	47.11		NA	1000 420400	300	101000
39723		2	LOWER YELLOWSTONE R.E.A.	6,695.44					
	03/08/22		WATER TANK	123.66		NA	5210 430500	300	101000
	03/08/22		3-PHASE	638.18		NA	5310 430600	300	101000
	03/08/22		SIDNEY LAGOON	4,109.20		NA	5310 430600	300	101000
	03/08/22		LAGOON	1,824.40		NA	5310 430600	300	101000
39724		3	MONTANA DAKOTA UTILITIES	2,393.04					
	8588342718	03/08/22	GENERATOR- 1105 3RD ST NW	77.84		NA	1000 460430	300	101000
	8130849422	03/08/22	FIREHALL- 1105 3RD ST NW	2,315.20		NA	1000 460430	300	101000
39725		12	CROSS PETROLEUM	93.96					
	14392	01/31/22	FUEL FOR CITY FIRE UNITS	93.96			1000 420400	300	101000
39726		184	INTERSTATE ENGINEERING INC	1,800.00					
	46382	02/02/22	4TH AVE SE CURB & GUTTER	1,800.00		NA	2821 430200	300	101000
39727		454	NICE	43.08					
	7009508	02/28/22	PHONES	43.08		NA	1000 411200	340	101000
39728		1045	TRACTOR SUPPLY CREDIT PLAN	2.19					
	100510097	02/16/22	PLASTIC ELBOW	2.19		23014	2565 430200	200	101000
39729		1174	VALLI	117.23					
	80902	02/28/22	E-STATEMENTS & WEB POSTINGS	21.11		NA	5210 430500	300	101000
	80902	02/28/22	E-STATEMENTS & WEB POSTINGS	21.12		NA	5310 430600	300	101000
	80902	02/28/22	ONLINE MONTHLY MAINT.	37.50		NA	5210 430500	300	101000
	80902	02/28/22	ONLINE MONTHLY MAINT.	37.50		NA	5310 430600	300	101000
39730		3	MONTANA DAKOTA UTILITIES	12,787.49					
	2620131000	03/08/22	WELL #10	134.78		NA	5210 430500	300	101000
	8158031000	03/01/22	WATER TOWER	71.45		NA	5210 430500	300	101000
	3552013100	03/08/22	WATER TREATMENT PLANT	1,346.73		NA	5210 430500	300	101000
	9578031000	03/02/22	QUILLING PARK	206.85		NA	1000 460430	300	101000
	4679031000	03/08/22	PARK PAVILLION	147.77		NA	1000 460430	300	101000
	4469031000	03/07/22	STREET LIGHTS	8,794.78		NA	2425 430263	300	101000
	7189031000	03/08/22	CC PARK LOT	17.83		NA	2425 430263	300	101000

03/18/22
11:36:20

CITY OF SIDNEY
Claim Approval List
For the Accounting Period: 3/22

Page: 2 of 4
Report ID: AP100

* ... Over spent expenditure

Claim	Check	Invoice	Vendor #/Name/ #/Inv Date/Description	Document \$/ Line \$	Disc \$	PO #	Fund Org	Acct	Object	Proj	Cash Account
	2227684987	03/08/22	202 S CENTRAL AVE	22.91		NA	2425	430263	300		101000
	7490431000	03/08/22	TENNIS COURTS	22.91		NA	2425	430263	300		101000
	2732331000	03/07/22	BIKE PATH	8.18		NA	2425	430263	300		101000
	1369031000	03/07/22	VILAGE SQUARE FLOODLIGHT	17.83		NA	2425	430263	300		101000
	3469031000	03/07/22	2ND VE & 3RD ST	21.93		NA	2425	430263	300		101000
	4520131000	03/08/22	CT BASEBALL FIELD	50.76		NA	2425	430263	300		101000
	5679031009	03/08/22	CENTRAL PARK LIGHTS	61.53		NA	2425	430263	300		101000
	1469031000	03/08/22	FIREHALL- 115 2ND ST SE	1,387.57		NA	1000	411200	300		101000
	3710131000	03/09/22	SWIMMING POOL	8.49		NA	1000	460445	300		101000
	2710131000	03/08/22	SWIMMING POOL	465.19		NA	1000	460445	300		101000
39731			477 INTERNATIONAL CODE COUNCIL INC	145.00							
	3330889	03/16/22	ICC MEMBERSHIP DUES- #0509590	145.00		NA	1000	420400	300		101000
39732			1026 DENNING, DOWNEY & ASSOICIATES	22,173.75							
	15313	03/11/22	2021 ANNUAL AUDIT	8,500.00		NA	5710	430252	300		101000
	15313	03/11/22	2021 ANNUAL AUDIT	8,500.00		NA	5310	430600	300		101000
	15313	03/11/22	2021 ANNUAL AUDIT	5,173.75		NA	2565	430200	300		101000
39733			1235 MONTANA URBAN & COMMUNITY	100.00							
		03/16/22	MEMBERSHIP RENEWAL	100.00		NA	1000	460450	300		101000
39734			E 1122 STOCKMAN BANK - BANK FEES	721.58							
		02/28/22	SERVICE CHARGE #0173	30.00		NA	1000	410540	300		101000
		02/28/22	SERVICE CHARGE #0486	30.00		NA	1000	410540	300		101000
		02/01/22	MERCH. SERVICE FEE #2929	96.21		NA	1000	410540	300		101000
		02/01/22	MERCH. SERVICE FEE #6816	209.66		NA	5210	430500	300		101000
		02/01/22	MERCH. SERVICE FEE #6816	209.67		NA	5310	430600	300		101000
		03/02/22	SERVICE CHARGE #5410	36.63		NA	5210	430500	300		101000
		03/02/22	SERVICE CHARGE #5410	36.62		NA	5310	430600	300		101000
		02/09/22	WATER/SEWER RETURN NSF FEE	36.40		NA	5210	430500	300		101000
		02/09/22	WATER/SEWER RETURN NSF FEE	36.39		NA	5310	430600	300		101000
39735			37 NIEHENKE WELDING, INC.	80.00							
	29831	03/03/22	FIX SCRAPPER AT THE WWTP	80.00		22920	5310	430600	300		101000
39736			1072 YELLOWSTONE WATER WORKS	2,707.82							
	81-934	03/10/22	E-SERIES METERS & ENDPOINTS	1,353.91		22327	5310	430600	200		101000
	81-934	03/10/22	E-SERIES METERS & ENDPOINTS	1,353.91		22327	5210	430500	200		101000

03/18/22
11:36:20

CITY OF SIDNEY
Claim Approval List
For the Accounting Period: 3/22

Page: 3 of 4
Report ID: AP100

* ... Over spent expenditure

Claim	Vendor #/Name/	Document \$/	Disc \$						Cash
Check	Invoice #/Inv Date/Description	Line \$		PO #	Fund Org Acct	Object	Proj	Account	
39737	1159 TBID	9,513.00							
#W8750	03/18/22 HOLIDAY INN EXPRESS	2,091.00*		NA	2101 460440	700		101000	
#W8751	03/18/22 HOLIDAY INN EXPRESS	1,275.00*		NA	2101 460440	700		101000	
#W8752	03/18/22 HOLIDAY INN EXPRESS	2,241.00*		NA	2101 460440	700		101000	
#W8753	03/18/22 HOLIDAY INN EXPRESS	1,873.50*		NA	2101 460440	700		101000	
#W8754	03/18/22 HOLIDAY INN EXPRESS	2,032.50*		NA	2101 460440	700		101000	
39738	E 1262 VISA	2,661.15							
	03/18/22 SUPPLIES	596.29		NA	1000 420100	200		101000	
	03/18/22 PURCHASE SERVICES	1,204.70		NA	1000 420100	300		101000	
	03/18/22 K9- PURCHASE SERVICES	490.93		NA	1000 420150	300		101000	
	03/18/22 INVESTIGATIVE CIP	369.23*		NA	4025 420100	300		102250	
39739	79 SIDNEY POLICE DEPARTMENT	529.58							
	03/18/22 PETTY CASH	529.58		NA	1000 420100	200		101000	
39740	1296 BLUE TO GOLD LLC	996.00							
	SID-22-IGS 03/18/22 TRAINING FEES	996.00		NA	2390 420100	300		101000	
39741	445 EAGLE COUNTRY FORD	636.19							
	63529 02/09/22 FIX HEATER #6296	136.50		NA	1000 420100	230		101000	
	63340 01/20/22 DIAGNOSE PROBLEM- REMAINING BA	6.50		NA	1000 420100	230		101000	
	63661 02/23/22 REPLACE SPARK PLUGS #6269	434.58		NA	1000 420100	230		101000	
	63833 03/14/22 OIL CHANGE #6240	58.61		NA	1000 420100	230		101000	
39742	1355 TENT CRAFT	4,968.19							
	37364 03/08/22 CUSTOM TENT	4,968.19		NA	1000 420100	200		101000	
39743	999999 JAMES FLETCHER	30.50							
	03/18/22 DRE TRAINING-MEAL PER DIEM	30.50			2390 420100	300		101000	
39744	579 PSYCHOLOGICAL RESOURCES	135.00							
	2203123 03/07/22 PSYCHOLOGICAL EVALUATION 3/7	135.00			1000 420100	300		101000	
39745	1236 DANA SAFETY SUPPLY, INC	946.00							
	779173 03/10/22 EMERGENCY LIGHT FOR NEW PATROL	946.00			1000 420100	230		101000	
39746	1203 TRANS UNION LLC	13.11							
	02224241 02/28/22 BACKGROUND INVESTIGATION CRE	13.11			1000 420100	300		101000	

03/18/22
11:36:20

CITY OF SIDNEY
Claim Approval List
For the Accounting Period: 3/22

Page: 4 of 4
Report ID: AP100

* ... Over spent expenditure

Claim	Check	Invoice #/Inv Date/Description	Vendor #/Name/	Document \$/ Line \$	Disc \$	PO #	Fund Org Acct	Object Proj	Cash Account
39747		1218 RCLEA		300.00					
	03/08/22	2022 RANGE USE FEE		300.00			1000 420100	300	101000
39748		1067 SONDA'S SOLUTIONS		434.96					
	03072022	03/07/22 SWEATSHIRTS		434.96			1000 420100	200	101000
39749		193 ENTENMANN-ROVIN CO.		700.00					
	0163598IN	01/27/22 ARTWORK- SPD BADGES		700.00			1000 420100	200	101000
39750		859 SIGNS OF SIDNEY		1,100.00					
	5989	02/25/22 K9 VEHICLE DECALS		1,100.00			1000 420150	900	101000
39751		1308 STOCKMAN BANK		300.00					
	202034	10/04/21 RESEARCH FEE		300.00*			4025 420100	300	102250
39752		77 RICHLAND COUNTY TREASURER		1,358.00					
	0230422	03/04/22 SPD PRISONER BOARD- FEB 22		1,358.00			1000 420200	300	102250
39753		1217 IRON MOUNTAIN		103.18					
	GJSZ481	02/28/22 SPD PAPER SHREDDING SERVICE		103.18			1000 420100	300	101000
39754		1314 METZ FUEL & SERVICE, INC		40.00					
	103999	03/14/22 TIRE REPAIR		40.00			1000 420100	230	101000
39755		87 GEM CITY MOTORS		100.00					
	CVCB211692	02/01/22 TOWING BILL		100.00			1000 420100	300	101000
39756	E	399 VERIZON WIRELESS		806.66					
	9901151520	03/06/22 SPDVERIZON BILL		806.66			1000 420100	340	101000
39757		1245 MONTANA ASSOCIATION OF CHIEFS OF		300.00					
	03/18/22	MACOP 2022 ANNUAL DUES		300.00			1000 420100	300	101000
# of Claims				36	Total:		76,565.35		
Total Electronic Claims				4,922.64	Total Non-Electronic Claims		71642.71		