

# CITY COUNCIL

## MEETING AGENDA

JULY 06, 2026, 6:00 PM

CITY COUNCIL REGULAR MEETING

HISTORIC CHURCH BUILDING - 403 N 7TH STREET, SANGER, TEXAS



### CALL THE WORK SESSION TO ORDER AND ESTABLISH A QUORUM

#### DISCUSSION ITEMS

1. Presentation and discussion regarding the City of Sanger's 2026-27 Annual Budget.

### OVERVIEW OF ITEMS ON THE REGULAR AGENDA

### ADJOURN THE WORK SESSION

**The Regular Meeting will begin following the Work Session  
but not earlier than 7:00 p.m.**

### CALL THE REGULAR MEETING TO ORDER AND ESTABLISH A QUORUM

#### INVOCATION AND PLEDGE

#### CITIZENS COMMENTS

*This is an opportunity for citizens to address the Council on any matter. Comments related to public hearings will be heard when the specific hearing begins. Citizens are allowed 3 minutes to speak. Each speaker must complete the Speaker's Form and include the topic(s) to be presented. Citizens who wish to address the Council with regard to matters on the agenda will be received at the time the item is considered. The Council is not allowed to converse, deliberate or take action on any matter presented during citizen input.*

#### CONSENT AGENDA

*All items on the Consent Agenda will be acted upon by one vote without being discussed separately unless requested by a Councilmember to remove the item(s) for additional discussion. Any items removed from the Consent Agenda will be taken up for individual consideration.*

2. Consideration and possible action on the minutes from the June 15, 2026, meeting.
3. Consideration and possible action on the Right Of Way (ROW) Warranty Deed with the McClurkan's for the acquisition of property necessary for the Belz Road Reconstruction Project.

## **FUTURE AGENDA ITEMS**

*The purpose of this item is to allow the Mayor and Councilmembers to bring forward items they wish to discuss at a future meeting, A Councilmember may inquire about a subject for which notice has not been given. A statement of specific factual information or the recitation of existing policy may be given. Any deliberation shall be limited to a proposal to place the subject on an agenda for a subsequent meeting. Items may be placed on a future meeting agenda with a consensus of the Council or at the call of the Mayor.*

## **INFORMATIONAL ITEMS**

*Information Items are for informational purposes only. No action may be taken on items listed under this portion of the agenda.*

- [4.](#) Republic Services Waste Report May 2026
- [5.](#) Status Update on Atmos Energy Corporation, Mid-Tex Division's 2026 ATM GRIP Filing - June 5, 2026
- [6.](#) Financial Report April 2026 and May 20226
- [7.](#) Disbursements Reports April 2026 and May 2026

## **EXECUTIVE SESSION**

Pursuant to the Open Meetings Act, Chapter 551, the City Council Will Meet in a Closed Executive Session in Accordance with the Texas Government Code:

### Section 551.072. DELIBERATION REGARDING REAL PROPERTY

For deliberations regarding the purchase, exchange, lease, or value of real property if deliberation in an open meeting would have a detrimental effect on the position of the governmental body in negotiations with a third person.

- Property known as Riley Ranch

### Section 551.071. CONSULTATION WITH ATTORNEY

For deliberations regarding legal (A) pending or contemplated litigation; or (B) a settlement offer; or (2) on a matter in which the duty of the attorney to the governmental body under the Texas Disciplinary Rules of Professional Conduct of the State Bar of Texas clearly conflicts with this chapter.

- Certificate of Convenience and Necessity (CCN) reassignment and the Public Utility Commission (PUC) determination

## **RECONVENE INTO REGULAR SESSION**

Reconvene into Regular Session and take any action deemed necessary as a result of Executive Session.

## **ADJOURN**

**NOTE:** The City Council reserves the right to adjourn into Executive Session as authorized by Texas Government Code, Section 551.001, et seq. (The Texas Open Meetings Act) on any item on its open meeting agenda in accordance with the Texas Open Meetings Act, including, without limitation Sections 551.071-551.087 of the Texas Open Meetings Act.

## **CERTIFICATION**

I certify that a copy of this meeting notice was posted on the bulletin board at City Hall that is readily accessible to the general public at all times and was posted on the City of Sanger website on June 29, 2026, by 3:00 PM.

**/s/Kelly Edwards**

Kelly Edwards, City Secretary

The Historical Church is wheelchair accessible. Request for additional accommodations or sign interpretation or other special assistance for disabled attendees must be requested 48 hours prior to the meeting by contacting the City Secretary's Office at 940.458.7930.

## **TAXPAYER IMPACT STATEMENT**

Estimated Taxable Value of Median-Valued Homestead Property in the City: \$294,745  
Estimated Property Tax Bill for the Current Fiscal Year: \$1,965  
Estimated Property Tax Bill for the Upcoming Fiscal Year: \$2,033 (Calculation based on current tax rate. Tax rate for the upcoming fiscal year has not yet been proposed).

The Texas Government Code section 551.043(a) requires a Taxpayer Impact Statement posted with the City Council agenda for a meeting at which a governmental body will discuss or adopt a budget for the governmental body. The statute requires the specific items presented above to be included in this statement.

Note: The final median home value is pending from the Denton Central Appraisal District. A Proposed Budget has not been prepared, but once it has, it will be on the City's website.



# CITY COUNCIL COMMUNICATION

**DATE:** July 6, 2026

**FROM:** Kelly Edwards, City Secretary

**AGENDA ITEM:** Consideration and possible action on the minutes from the June 15, 2026, meeting.

**SUMMARY:**

N/A

**FISCAL INFORMATION:**

N/A

**RECOMMENDED MOTION OR ACTION:**

Approve the June 15, 2026, meeting minutes.

**ATTACHMENTS:**

Meeting minutes.

**CITY COUNCIL  
MEETING MINUTES**



**JUNE 15, 2026, 7:00 PM**

**CITY COUNCIL REGULAR MEETING  
HISTORIC CHURCH BUILDING - 403 N 7TH STREET, SANGER, TEXAS**

**CALL THE REGULAR MEETING TO ORDER AND ESTABLISH A QUORUM**

Mayor Bilyeu called the regular meeting to order at 7:00 p.m.

**COUNCILMEMBERS PRESENT**

Mayor	Gary Bilyeu
Mayor Pro Tem, Place 1	Marissa Newton
Councilmember, Place 2	Mark Bulger
Councilmember, Place 3	Josh Burrus
Councilmember, Place 4	Margie Tisdale
Councilmember, Place 5	Victor Gann

**COUNCILMEMBERS ABSENT**

None

**STAFF MEMBERS PRESENT:**

City Manager John Noblitt, City Secretary Kelly Edwards, Chief Financial Officer Clayton Gray, Director of Public Works Jim Bolz, Municipal Court Administrator Angelica Tobis, and Police Chief Tyson Cheek.

**INVOCATION AND PLEDGE**

Councilmember Bulger gave the Invocation. The Pledge of Allegiance was led by Councilmember Tisdale.

**CITIZENS COMMENTS**

No one addressed the Council.

## CONSENT AGENDA

1. Consideration and possible action on the minutes from the June 1, 2026, meeting.
2. Consideration and possible action on authorizing staff to issue a Request For Qualifications for Independent Audit Financial Services.
3. Consideration and possible action on Ordinance 06-22-26, amending the budget for the 2025-2026 fiscal year and authorizing amended expenditures as provided; providing for the repeal of all ordinances in conflict; providing a cumulative clause; providing for a severability clause; and providing a savings clause; and establishing an effective date.
4. Consideration and possible action on contract with Reynolds Asphalt & Construction Co. to perform pavement resurfacing services on several streets in an amount not to exceed \$511,478.50 and authorize the City Manager to execute said contract.
5. Consideration and possible action on Resolution 2026-04, appointing Municipal court Judge and Alternate Judge.

Motion to approve Items as presented.

Motion: Newton

Second: Burrus

Ayes: Bulger, Burrus, Gann, Newton, and Tisdale.

Nays: None

Motion passed unanimously.

## ACTION ITEMS

6. Consideration and possible action Resolution 2026-05, Voting for a representative to the Denco 911 District board of managers for a two-year term beginning October 1, 2027.

Motion to approve the resolution voting for Jim Carter.

Motion: Newton

Second: Tisdale

Ayes: Bulger, Burrus, Gann, Newton, and Tisdale.

Nays: None

Motion passed unanimously.

7. Consideration and possible action on Resolution 2026-06, Appointing members to the Board of Adjustment, Planning and Zoning Commission, and Capital Improvements.

Motion to approve.

Motion: Newton

Second: Gann

Ayes: Bulger, Burrus, Gann, Newton, and Tisdale.

Nays: None

Motion passed unanimously.

### **FUTURE AGENDA ITEMS**

No items.

### **INFORMATIONAL ITEMS**

8. Rider GCR - Rate Filing under Docket No. OS-24-00019196 - May 27, 2026

### **ADJOURN**

There being no further business, Mayor Bilyeu adjourned the meeting at 7:13 p.m.

---

Gary Bilyeu, Mayor

---

Kelly Edwards, City Secretary



# CITY COUNCIL COMMUNICATION

**DATE:** July 6, 2026

**FROM:** John Noblitt, City Manager

**AGENDA ITEM:** Consideration and possible action on the Right Of Way (ROW) Warranty Deed with the McClurkan's for the acquisition of property necessary for the Belz Road Reconstruction Project.

**SUMMARY:**

- ROW acquisition is required to support the planned improvements along Belz Road.
- All necessary parcels were identified, surveyed, and documented as part of the acquisition process.
- Coordination with property owners was conducted to secure needed easements and right of way in a timely manner.
- The acquisition process will follow all applicable local, county, and state regulatory requirements.
- All ROW acquisition, surveying, legal, and related expenses paid by the developer of Elada Planned Improvement District (PID-01).
- The City will oversee and verify compliance, but no City funds will be used for the ROW acquisition phase of the project along PID-01 frontage.

**FISCAL INFORMATION:**

N/A

**RECOMMENDED MOTION OR ACTION:**

Approve the ROW agreement.

**ATTACHMENTS:**

ROW Agreement

AFTER RECORDING, RETURN TO:

City Secretary  
CITY OF SANGER  
P.O. Box 1729  
Sanger, Texas 76266

**NOTICE OF CONFIDENTIALITY RIGHTS: IF YOU ARE A NATURAL PERSON, YOU MAY REMOVE OR STRIKE ANY OR ALL OF THE FOLLOWING INFORMATION FROM THIS INSTRUMENT BEFORE IT IS FILED FOR RECORD IN THE PUBLIC RECORDS: YOUR SOCIAL SECURITY NUMBER OR YOUR DRIVER'S LICENSE NUMBER**

**DONATION RIGHT OF WAY WARRANTY DEED**

(Prepared Without Benefit of Title Examination)

STATE OF TEXAS

KNOW ALL MEN BY THESE PRESENTS:

COUNTY OF DENTON

That **JOSHUA MICHAEL MCCLURKAN** and **KATIE LAYNE MCCLURKAN** (collectively, "Grantor"), whether one or more, for and in consideration of the sum of TEN AND NO/100 DOLLARS (\$10.00) and other good and valuable consideration to Grantor in hand paid by the **CITY OF SANGER**, a Texas municipal corporation ("Grantee"), the receipt and sufficiency of which is hereby acknowledged, and for which no lien is retained, either expressed or implied, has this day DONATED, and by these presents does GRANT, GIVE, and CONVEY unto the said Grantee all the real estate described in Exhibit "A" and depicted on Exhibit "B" attached hereto and made a part hereof ("ROW Tract").

The warranty contained herein is subject to: (i) any and all mineral reservations, restrictions, covenants, conditions and easements, if any, relating to the above-described property, but only to the extent that they are still in effect and shown of record in Denton County, Texas; and (ii) all zoning law regulations and ordinances of municipal and/or other governmental authorities, if any, but only to the extent that they are still in effect and relate to the above-described property.

\_\_\_\_\_

There are no liens, attachments, or other encumbrances which will affect the title or right of Grantor to convey this easement to Grantee for the purposes as described herein. If such condition does exist, a signature with acknowledgment shall be included and made a part of this document conveying the rights and privileges contained herein, and subordinating any such lien or encumbrance to the easement granted herein.

Notwithstanding Grantor's present intent to convey the ROW Tract to Grantee, it is specifically understood that this conveyance shall not be effective and binding upon Grantee until such time as Grantee accepts the conveyance as reflected by Grantee's signature on this document below and Grantee exercises control over the ROW Tract. Nothing contained herein shall require Grantee to accept the conveyance of the ROW Tract.

TO HAVE AND TO HOLD the above-described premises, together with all and singular the rights and appurtenances thereto in anyway belonging to such premises unto the said Grantee, Grantee's successors, and assigns forever; and Grantor does hereby bind Grantor, Grantor's heirs, executors, administrators, successors and assigns to warrant and forever defend all and singular the said premises unto the said Grantee, Grantee's successors and assigns, against every person whomsoever lawfully claiming or attempting to claim the same or any part thereof.

[Signature pages follow]

---

WITNESS THE GRANTOR'S HAND this 16 day of June, 2020

OWNER:

Joshua Michael McClurkan  
JOSHUA MICHAEL MCCLURKAN

Katie Layne McClurkan  
KATIE LAYNE MCCLURKAN

STATE OF TEXAS

COUNTY OF Denton

This instrument was acknowledged on this the 16<sup>th</sup> day of June, 2020 by Joshua Michael McClurkan.



Kristen Lawler  
Notary Public, State of Texas

STATE OF TEXAS

COUNTY OF Denton

This instrument was acknowledged on this the 16<sup>th</sup> day of June, 2020 by Katie Layne McClurkan.



Kristen Lawler  
Notary Public, State of Texas

\_\_\_\_\_

ACCEPTED:

**CITY OF SANGER**

By: \_\_\_\_\_  
Name: \_\_\_\_\_  
Title: \_\_\_\_\_

ATTEST:

By: \_\_\_\_\_  
Name: \_\_\_\_\_  
Title: \_\_\_\_\_

APPROVED AS TO FORM:

\_\_\_\_\_  
Printed Name: \_\_\_\_\_  
Title: \_\_\_\_\_  
Office of the City Attorney

STATE OF TEXAS

COUNTY OF DENTON

This instrument was acknowledged on this the \_\_\_\_ day of \_\_\_\_\_, 20\_\_\_\_, by \_\_\_\_\_, as the \_\_\_\_\_ of the **CITY OF SANGER**, a Texas municipal corporation, on behalf of said municipal corporation.

\_\_\_\_\_  
Notary Public, State of Texas

\_\_\_\_\_

**CONSENT**

THIS CONSENT is entered into by [\_\_\_\_\_] (“**Lender**”), as the beneficiary under that certain [Deed of Trust] executed by [\_\_\_\_\_] as Grantor, to [\_\_\_\_\_] as trustee for the benefit of Lender, as beneficiary, filed [\_\_\_\_\_] recorded as Document No. [\_\_\_\_\_] in the Official Public Records of Denton County, Texas (the “**Security Document**”), which Security Document encumbers the ROW Tract as defined in that certain Donation Right of Way Warranty Deed dated on or about the date hereof (the “**Agreement**”), to which this Consent is attached. Lender consents to the Grantor's execution and delivery of the Agreement.

*[Signature page follows]*

---

Lender has executed this Consent by its duly authorized representative as of the 16<sup>th</sup> day of June, 2026.


[Signature]  
By: \_\_\_\_\_  
Name: Andre Anthony Caroly  
Title: \_\_\_\_\_

STATE OF Texas  
COUNTY OF TARRANT

§  
§  
§

This instrument was acknowledged before me on by Andre A. Caroly, the 16<sup>th</sup> day of June, 2026, on behalf of such entity.

GIVEN UNDER MY HAND AND SEAL OR OFFICE this 16<sup>th</sup> day of June, 2026.



Jessica Almanza  
Notary Public in and for the State of Texas  
Printed Name: Jessica Almanza

**EXHIBIT A TO DONATION RIGHT OF WAY WARRANTY DEED**

**DESCRIPTION OF ROW TRACT**

BEING A 0.156 ACRE TRACT OF LAND SITUATED IN THE HENREY TIERWESTER SURVEY, ABSTRACT NUMBER 1241, DENTON COUNTY, TEXAS, AND BEING PART OF A 3.000 ACRE TRACT OF LAND CONVEYED TO JOSHUA MICHAEL MCCLURKAN AND KATIE LAYNE MCCLURKAN, AS RECORDED IN COUNTY CLERK'S FILE NO. 2022-64447, OFFICIAL PUBLIC RECORDS, DENTON COUNTY, TEXAS. SAID 0.156 ACRE TRACT, BEARING BASIS BEING GRID NORTH, TEXAS COORDINATE SYSTEM OF 1983, NORTH CENTRAL ZONE (NAD83 2011, EPOCH DATE 2010), DETERMINED BY GPS OBSERVATIONS UTILIZING THE ALLTERRA RTKNET AND BEING MORE PARTICULARLY DESCRIBED BY METES AND BOUNDS AS FOLLOWS:

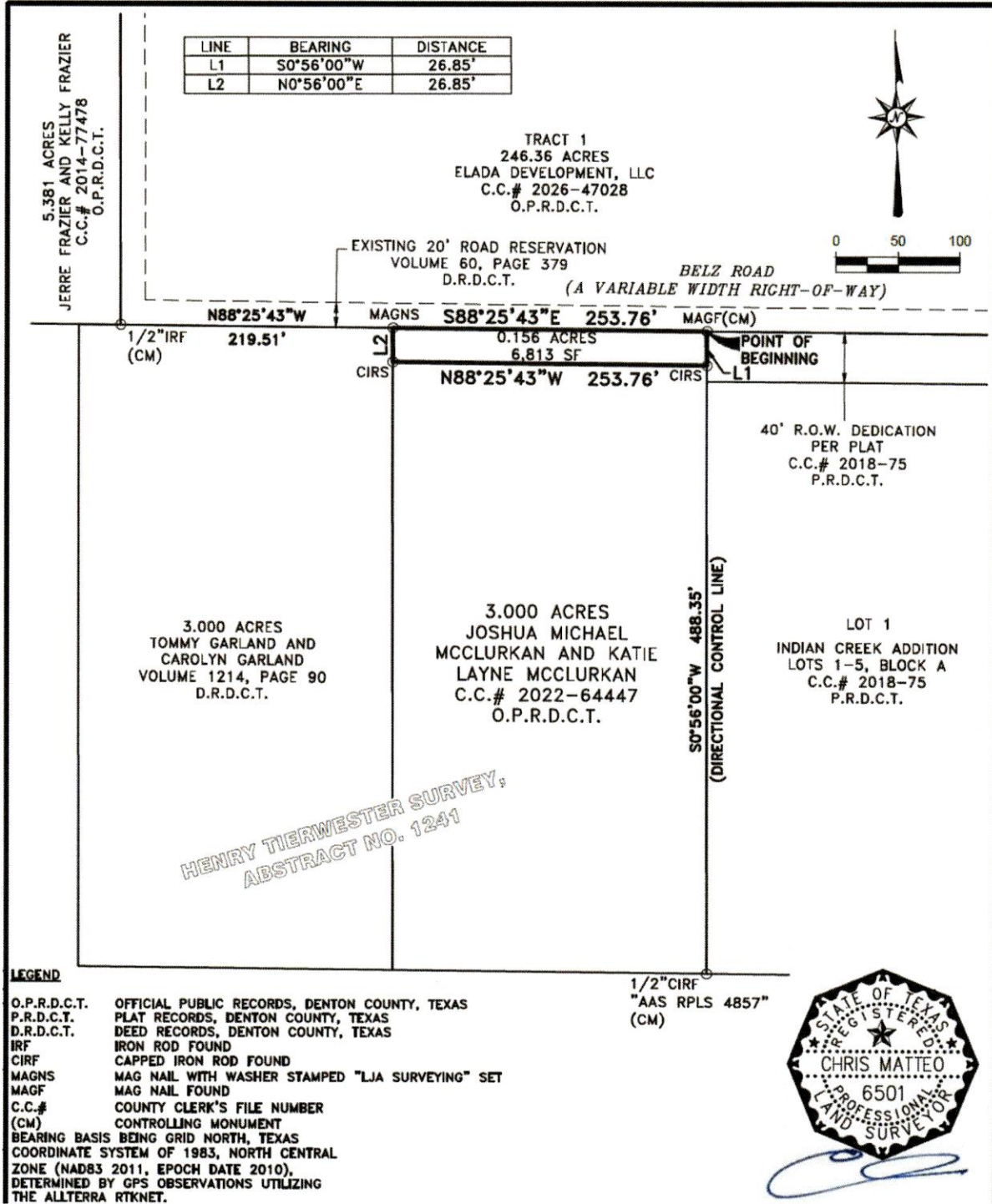
**BEGINNING** AT A MAG NAIL FOUND FOR THE NORTHEAST CORNER OF SAID 3.000 ACRE TRACT AND THE COMMON NORTHWEST CORNER OF A 40' RIGHT-OF-WAY DEDICATION OF INDIAN CREEK ADDITION, LOTS 1-5, BLOCK A, AS RECORDED IN COUNTY CLERK'S FILE NO. 2018-75, PLAT RECORDS, DENTON COUNTY, TEXAS, SAME BEING THE NORTHWEST CORNER OF SAID INDIAN CREEK ADDITION. SAID POINT BEING IN THE SOUTH LINE OF A 246.36 ACRE TRACT OF LAND CONVEYED AS "TRACT 1" TO ELADA DEVELOPMENT, LLC, AS RECORDED IN COUNTY CLERK'S FILE NO. 2026-47028, OFFICIAL PUBLIC RECORDS, DENTON COUNTY, TEXAS AND BEING IN THE APPROXIMATE CENTER OF BELZ ROAD (A VARIABLE WIDTH RIGHT-OF-WAY);

THENCE, SOUTH 00 DEGREES 56 MINUTES 00 SECONDS WEST, ALONG THE EAST LINE OF SAID 3.000 ACRE TRACT AND THE COMMON WEST LINE OF SAID INDIAN CREEK ADDITION, A DISTANCE OF 26.85 FEET TO A 5/8 INCH IRON ROD WITH YELLOW PLASTIC CAP STAMPED "LJA SURVEYING" SET FOR CORNER, FROM WHICH A 1/2 INCH IRON ROD WITH CAP STAMPED "AAS RPLS 4857" FOUND FOR THE SOUTHEAST CORNER OF SAID 3.000 ACRE TRACT AND A COMMON SOUTHWEST CORNER OF SAID INDIAN CREEK ADDITION, BEARS SOUTH 00 DEGREES 56 MINUTES 00 SECONDS WEST, A DISTANCE OF 488.35 FEET;

THENCE, NORTH 88 DEGREES 25 MINUTES 43 SECONDS WEST, OVER AND ACROSS SAID 3.000 ACRE TRACT, A DISTANCE OF 253.76 FEET TO A 5/8 INCH IRON ROD WITH YELLOW PLASTIC CAP STAMPED "LJA SURVEYING" SET FOR CORNER. SAID POINT BEING ON THE WEST LINE OF SAID 3.000 ACRE TRACT AND THE COMMON EAST LINE OF A 3.000 ACRE TRACT OF LAND CONVEYED TO TOMMY GARLAND AND CAROLYN GARLAND, AS RECORDED IN VOLUME 1214, PAGE 90, DEED RECORDS, DENTON COUNTY, TEXAS;

EXHIBIT B TO DONATION RIGHT OF WAY WARRANTY DEED

DEPICTION OF ROW TRACT



# CITY OF SANGER MAY 2026 REPORT

JERI HARWELL – MUNICIPAL SERVICES MANAGER  
DAVID BAKER – GENERAL MANAGER



# RESIDENTIAL COLLECTION TONNAGE

## SANGER - RESI TRASH COLLECTED 2026 (TONS)

	JAN	FEB	MAR	APR	MAY	JUN	JUL	AUG	SEP	OCT	NOV	DEC	TOTAL	AVG
Residential Trash	291.10	248.03	301.59	342.53	327.92								1,511.17	302.23
Brush/Bulk	91.45	63.20	77.82	68.55	65.72								366.74	73.35
Total	382.55	311.23	379.41	411.08	393.64								1,877.91	375.58

## SANGER - RESI RECYCLE COLLECTED 2026 (TONS)

	JAN	FEB	MAR	APR	MAY	JUN	JUL	AUG	SEP	OCT	NOV	DEC	TOTAL	AVG
Residential SSR	52.37	51.75	64.6	53.76	52.36								274.84	54.97

## SANGER - TOTAL MATERIAL COLLECTED 2026 (TONS)

	JAN	FEB	MAR	APR	MAY	JUN	JUL	AUG	SEP	OCT	NOV	DEC	TOTAL	AVG
Total All Services	434.92	362.98	444.01	464.84	446								2,152.75	430.55

## SANGER - DIVERSION RATE 2026

	JAN	FEB	MAR	APR	MAY	JUN	JUL	AUG	SEP	OCT	NOV	DEC	TOTAL	AVG
Residential SSR	15.25%	17.26%	17.64%	13.57%	13.77%								15.39%	15.50%



# INDUSTRIAL AND COMMERCIAL COLLECTION TONNAGE

## SANGER - INDUSTRIAL & COMMERCIAL TRASH COLLECTED 2026 (TONS)

	JAN	FEB	MAR	APR	MAY	JUN	JUL	AUG	SEP	OCT	NOV	DEC	TOTAL	AVG
Industrial Trash	183.6	243.34	263.04	238.72	161.76								1,090.46	218.09
Commercial Trash	248.18	212.02	234.55	234.79	323.87								1,253.41	250.68
Total	431.78	455.36	497.59	473.51	485.63								2,343.87	468.77

## SANGER - INDUSTRIAL RECYCLING COLLECTED 2026 (TONS)

	JAN	FEB	MAR	APR	MAY	JUN	JUL	AUG	SEP	OCT	NOV	DEC	TOTAL	AVG
Comm & Industrial Recycle	0	0	0	0	0								0.00	0.00

## SANGER - TOTAL MATERIAL COLLECTED 2026 (TONS)

	JAN	FEB	MAR	APR	MAY	JUN	JUL	AUG	SEP	OCT	NOV	DEC	TOTAL	AVG
Total All Services	431.78	455.36	497.59	473.51	485.63								2,343.87	468.77

## SANGER - INDUSTRIAL DIVERSION RATE 2026

	JAN	FEB	MAR	APR	MAY	JUN	JUL	AUG	SEP	OCT	NOV	DEC	TOTAL	AVG
Comm & Industrial	0.00%	0.00%	0.00%	0.00%	0.00%								0.00%	0.00%



# PARTICIPATION SERVICES

Item 4.

## SANGER - RESIDENTIAL RECYCLE PARTICIPATION RATES 2026

Participation	JAN	FEB	MAR	APR	MAY	JUN	JUL	AUG	SEP	OCT	NOV	DEC	AVG
# Households	3,368	3,353	3,366	3,387	3,399								3,375
Serviceable Households	16,840	16,765	16,830	16,935	16,995								3,375
SSR Participation	31.10%	30.87%	38.38%	31.74%	30.81%								32.58%
SSR Set Outs	5,237	5,175	6,460	5,376	5,236								5,497

## SANGER - OTHER INFORMATION 2026

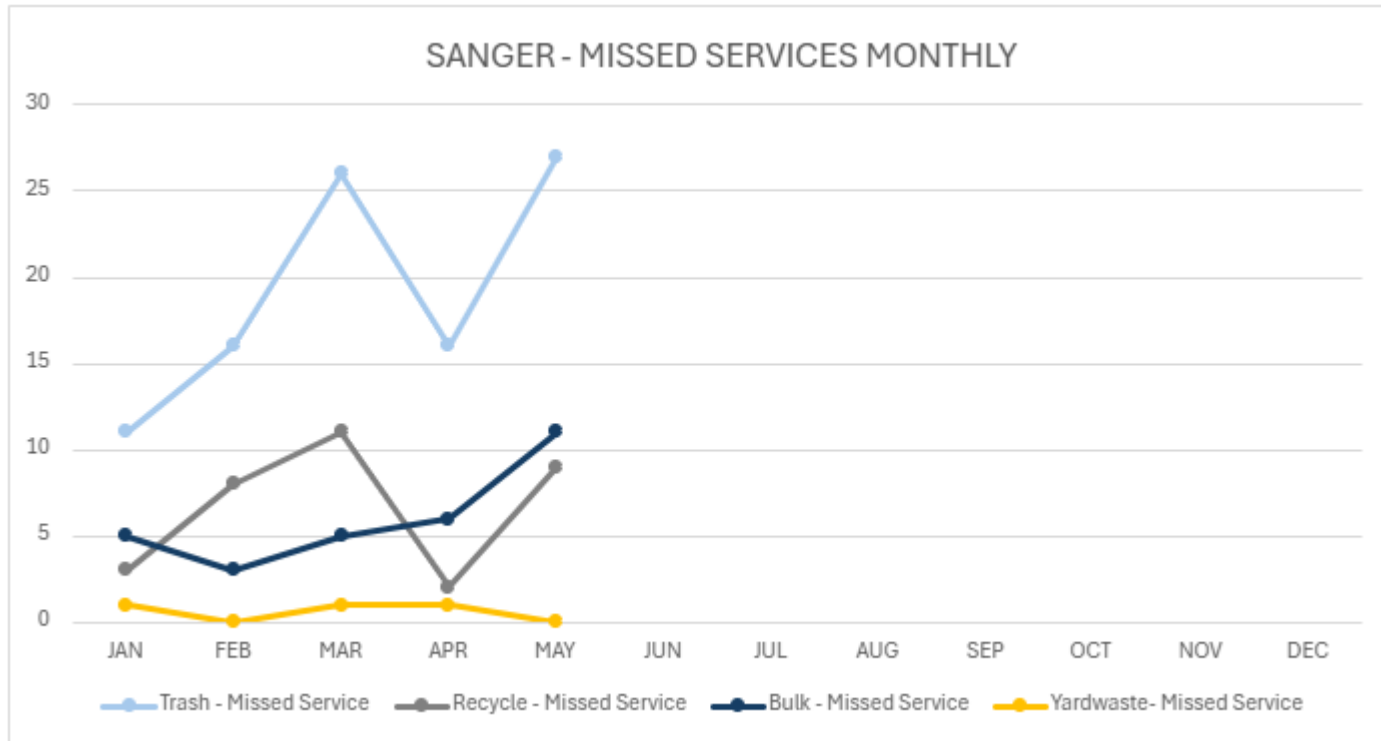
CONTAINERS	JAN	FEB	MAR	APR	MAY	JUN	JUL	AUG	SEP	OCT	NOV	DEC	TOTAL
Container Deliveries	8	23	31	44	25								131
Repair	0	0	0	0	0								0
Remove Container	2	11	8	1	5								27
Exchange Container	0	0	1	0	2								3
SERVICES	JAN	FEB	MAR	APR	MAY	JUN	JUL	AUG	SEP	OCT	NOV	DEC	TOTAL
Code Red	0	0	0	0	0								0
Routes Incomplete	0	0	0	0	0								0
Special Bulk Pickup	0	0	0	0	0								0
Illegal Dumps	0	0	0	0	0								0
TOTAL	0	0	0	0	0								0



# RELIABLE SERVICES

SANGER - MISSED SERVICES 2026

Service Activity	JAN	FEB	MAR	APR	MAY	JUN	JUL	AUG	SEP	OCT	NOV	DEC	TOTAL	AVG
Trash - Missed Service	11	16	26	16	27								96	19.20
Recycle - Missed Service	3	8	11	2	9								33	6.60
Bulk - Missed Service	5	3	5	6	11								30	6.00
Yardwaste- Missed Service	1	0	1	1	0								3	0.60
Service Activity Total	20	27	43	25	47								162	32.40



It is the policy of Republic Services that if a customer perceives that we missed a collection component, we return for collection and do not question the missed service.

# SAFETY - OUR # 1 GOAL

Item 4.

**SANGER - SAFETY RECORD 2026**

<b>Service Activity</b>	<b>JAN</b>	<b>FEB</b>	<b>MAR</b>	<b>APR</b>	<b>MAY</b>	<b>JUN</b>	<b>JUL</b>	<b>AUG</b>	<b>SEP</b>	<b>OCT</b>	<b>NOV</b>	<b>DEC</b>	<b>TOTAL</b>
Property Damage	0	0	0	0	0								0
Motor Vehicle Accidents	0	0	0	0	0								0
Moving Violations	0	0	0	0	0								0
Personal Injury Claims	0	0	0	0	0								0
<b>TOTAL</b>	<b>0</b>	<b>0</b>	<b>0</b>	<b>0</b>	<b>0</b>								<b>0</b>

Nothing is more important than safety, and no job is so urgent that we cannot take the time to do it safely. The very nature of what we do requires us to be uncompromising on safety, beginning with our employees and extending to our customers and into the communities we serve. Simply, a sustainable planet is only possible if everyone works and lives together... safely.

# MATERIALS DIVERTED

Item 4.

## SANGER - RESOURCES DIVERTED FROM LANDFILL 2026 (TONS)

MATERIAL	JAN	FEB	MAR	APR	MAY	JUN	JUL	AUG	SEP	OCT	NOV	DEC	TOTAL	AVG
OCC	30	30	37	31	30								159	32
MIXED PAPER	13	12	16	13	13								66	13
PLASTIC	5	5	6	5	5								27	5
METAL	3	3	3	3	3								15	3
OTHER	1	1	1	1	1								6	1
TOTAL	52	51	64	53	52								273	55



June 5, 2026

To the Honorable Mayor and City Officials

Re: Status Update on Atmos Energy Corporation, Mid-Tex Division’s 2026 ATM GRIP Filing

As you are aware, on February 20, 2026, Atmos Energy Corporation (“Atmos Energy”) filed the 2026 annual Gas Reliability Infrastructure Program (“GRIP”) filing with your city. During the review process, the Company identified adjustments reducing the rates to the Commercial, Industrial and Transportation tariffs.

Please see the following attached Rate Schedules, effective June 5, 2026:

- Rate R – Residential Sales
- Rate C – Commercial Sales
- Rate I – Industrial Sales
- Rate T – Transportation

Atmos Energy appreciates your partnership in providing service to the citizens of your community. This filing is for informative purposes only, and no action is required on your city’s part.

Should you have any questions, please contact your local Atmos Energy Manager of Public Affairs.

Sincerely,

Christopher Felan  
Vice President, Rates and Regulatory Affairs

Enclosure:

- Rate Schedule R – Residential Sales
- Rate Schedule C – Commercial Sales
- Rate Schedule I – Industrial Sales
- Rate Schedule T - Transport

Atmos Energy Corporation  
5420 LBJ Freeway, Suite 1800  
Dallas, TX 75240  
P (214) 206-2568 | F (214) 206-2126  
Christopher.Felan@atmosenergy.com

<b>RATE SCHEDULE:</b>	<b>R – RESIDENTIAL SALES</b>	
<b>APPLICABLE TO:</b>	<b>ALL CUSTOMERS IN THE MID-TEX DIVISION IN THE ATMOS TEXAS MUNICIPALITIES COALITION (“ATM”)</b>	
<b>EFFECTIVE DATE:</b>	<b>Services Rendered on or after 06/05/2026</b>	

**Application**

Applicable to Residential Customers for all natural gas provided at one Point of Delivery and measured through one meter.

**Type of Service**

Where service of the type desired by Customer is not already available at the Point of Delivery, additional charges and special contract arrangements between Company and Customer may be required prior to service being furnished.

**Monthly Rate**

Customer's monthly bill will be calculated by adding the following Customer and Ccf charges to the amounts due under the riders listed below:

<b>Charge</b>	<b>Amount</b>
Customer Charge per Bill	\$ 25.00 per month
Rider CEE Surcharge	\$ 0.03 per month <sup>1</sup>
Interim Rate Adjustment (“IRA”)	\$ 10.59 per month <sup>2</sup>
<b>Total Customer Charge</b>	<b>\$ 35.62 per month</b>
Commodity Charge – All <u>Ccf</u>	\$0.78025 per Ccf

Gas Cost Recovery: Plus an amount for gas costs and upstream transportation costs calculated in accordance with Part (a) and Part (b), respectively, of Rider GCR.

Weather Normalization Adjustment: Plus or Minus an amount for weather normalization calculated in accordance with Rider WNA.

Franchise Fee Adjustment: Plus an amount for franchise fees calculated in accordance with Rider FF. Rider FF is only applicable to customers inside the corporate limits of any incorporated municipality.

Tax Adjustment: Plus an amount for tax calculated in accordance with Rider TAX.

Surcharges: Plus an amount for surcharges calculated in accordance with the applicable rider(s).

**Agreement**

An Agreement for Gas Service may be required.

**Notice**

Service hereunder and the rates for services provided are subject to the orders of regulatory bodies having jurisdiction and to the Company's Tariff for Gas Service.

<sup>1</sup> Reference Rider CEE - Conservation and Energy Efficiency as approved in GUD 10170. Surcharge billing effective July 1, 2025.  
<sup>2</sup> 2025 IRA - \$10.59.

<b>RATE SCHEDULE:</b>	<b>R – RESIDENTIAL SALES</b>	
<b>APPLICABLE TO:</b>	<b>ALL CUSTOMERS IN THE MID-TEX DIVISION IN THE ATMOS TEXAS MUNICIPALITIES COALITION (“ATM”)</b>	
<b>EFFECTIVE DATE:</b>	<b>Services Rendered on or after 06/05/2026</b>	

## Exhibit A

Cities in the Atmos Texas Municipalities Coalition:

- |                |             |
|----------------|-------------|
| AUSTIN         | STAR HARBOR |
| BALCH SPRINGS  | TRINIDAD    |
| BANDERA        | WHITNEY     |
| BLOOMING GROVE |             |
| BURNET         |             |
| CAMERON        |             |
| CEDAR PARK     |             |
| CLIFTON        |             |
| COMMERCE       |             |
| COPPERAS COVE  |             |
| CORSICANA      |             |
| ELECTRA        |             |
| GATESVILLE     |             |
| GOLDTHWAITE    |             |
| GRANBURY       |             |
| GREENVILLE     |             |
| GROESBECK      |             |
| HAMILTON       |             |
| HEATH          |             |
| HENRIETTA      |             |
| HICKORY CREEK  |             |
| HICO           |             |
| HILLSBORO      |             |
| LAMPASAS       |             |
| LEANDER        |             |
| LONGVIEW       |             |
| MARBLE FALLS   |             |
| MART           |             |
| MEXIA          |             |
| OLNEY          |             |
| PFLUGERVILLE   |             |
| POINT          |             |
| RANGER         |             |
| RICE           |             |
| RIESEL         |             |
| ROCKDALE       |             |
| ROGERS         |             |
| ROUND ROCK     |             |
| SAN ANGELO     |             |
| SANGER         |             |
| SOMERVILLE     |             |

<b>RATE SCHEDULE:</b>	<b>C – COMMERCIAL SALES</b>	
<b>APPLICABLE TO:</b>	<b>ALL CUSTOMERS IN THE MID-TEX DIVISION IN THE ATMOS TEXAS MUNICIPALITIES COALITION (“ATM”)</b>	
<b>EFFECTIVE DATE:</b>	<b>Services Rendered on or after 06/05/2026</b>	

**Application**

Applicable to Commercial Customers for all natural gas provided at one Point of Delivery and measured through one meter and to Industrial Customers with an average annual usage of less than 30,000 Ccf.

**Type of Service**

Where service of the type desired by Customer is not already available at the Point of Delivery, additional charges and special contract arrangements between Company and Customer may be required prior to service being furnished.

**Monthly Rate**

Customer’s monthly bill will be calculated by adding the following Customer and Ccf charges to the amounts due under the riders listed below:

<b>Charge</b>	<b>Amount</b>
Customer Charge per Bill	\$ 140.00 per month
Rider CEE Surcharge	\$ 0.01 per month <sup>1</sup>
Interim Rate Adjustment (“IRA”)	\$ 38.64 per month <sup>2</sup>
<b>Total Customer Charge</b>	<b>\$ 178.65 per month</b>
Commodity Charge – All Ccf	\$ 0.26133 per Ccf

Gas Cost Recovery: Plus an amount for gas costs and upstream transportation costs calculated in accordance with Part (a) and Part (b), respectively, of Rider GCR.

Weather Normalization Adjustment: Plus or Minus an amount for weather normalization calculated in accordance with Rider WNA.

Franchise Fee Adjustment: Plus an amount for franchise fees calculated in accordance with Rider FF. Rider FF is only applicable to customers inside the corporate limits of any incorporated municipality.

Tax Adjustment: Plus an amount for tax calculated in accordance with Rider TAX.

Surcharges: Plus an amount for surcharges calculated in accordance with the applicable rider(s).

**Agreement**

An Agreement for Gas Service may be required.

**Notice**

Service hereunder and the rates for services provided are subject to the orders of regulatory bodies having jurisdiction and to the Company’s Tariff for Gas Service.

**Presumption of Plant Protection Level**

For service under this Rate Schedule, plant protection volumes are presumed to be 10% of normal, regular, historical usage as reasonably calculated by the Company in its sole discretion. If a customer believes it needs to be modeled at an alternative plant protection volume, it should contact the company at [mdtx-div-plantprotection@atmosenergy.com](mailto:mdtx-div-plantprotection@atmosenergy.com).

<sup>1</sup> Reference Rider CEE - Conservation and Energy Efficiency as approved in GUD 10170. Surcharge billing effective July 1, 2025.

<sup>2</sup> 2025 IRA - \$38.64.

<b>RATE SCHEDULE:</b>	<b>C – COMMERCIAL SALES</b>	
<b>APPLICABLE TO:</b>	<b>ALL CUSTOMERS IN THE MID-TEX DIVISION IN THE ATMOS TEXAS MUNICIPALITIES COALITION (“ATM”)</b>	
<b>EFFECTIVE DATE:</b>	<b>Services Rendered on or after 06/05/2026</b>	

## Exhibit A

Cities in the Atmos Texas Municipalities Coalition:

- |                |             |
|----------------|-------------|
| AUSTIN         | STAR HARBOR |
| BALCH SPRINGS  | TRINIDAD    |
| BANDERA        | WHITNEY     |
| BLOOMING GROVE |             |
| BURNET         |             |
| CAMERON        |             |
| CEDAR PARK     |             |
| CLIFTON        |             |
| COMMERCE       |             |
| COPPERAS COVE  |             |
| CORSICANA      |             |
| ELECTRA        |             |
| GATESVILLE     |             |
| GOLDTHWAITE    |             |
| GRANBURY       |             |
| GREENVILLE     |             |
| GROESBECK      |             |
| HAMILTON       |             |
| HEATH          |             |
| HENRIETTA      |             |
| HICKORY CREEK  |             |
| HICO           |             |
| HILLSBORO      |             |
| LAMPASAS       |             |
| LEANDER        |             |
| LONGVIEW       |             |
| MARBLE FALLS   |             |
| MART           |             |
| MEXIA          |             |
| OLNEY          |             |
| PFLUGERVILLE   |             |
| POINT          |             |
| RANGER         |             |
| RICE           |             |
| RIESEL         |             |
| ROCKDALE       |             |
| ROGERS         |             |
| ROUND ROCK     |             |
| SAN ANGELO     |             |
| SANGER         |             |
| SOMERVILLE     |             |

<b>RATE SCHEDULE:</b>	<b>I – INDUSTRIAL SALES</b>	
<b>APPLICABLE TO:</b>	<b>ALL CUSTOMERS IN THE MID-TEX DIVISION IN THE ATMOS TEXAS MUNICIPALITIES COALITION (“ATM”)</b>	
<b>EFFECTIVE DATE:</b>	<b>Services Rendered on or after 06/05/2026</b>	

**Application**

Applicable to Industrial Customers with a maximum daily usage (MDU) of less than 200 MMBtu per day for all natural gas provided at one Point of Delivery and measured through one meter. Service for Industrial Customers with an MDU equal to or greater than 200 MMBtu per day will be provided at Company's sole option and will require special contract arrangements between Company and Customer.

**Type of Service**

Where service of the type desired by Customer is not already available at the Point of Delivery, additional charges and special contract arrangements between Company and Customer may be required prior to service being furnished.

**Monthly Rate**

Customer's monthly bill will be calculated by adding the following Customer and MMBtu charges to the amounts due under the riders listed below:

<b>Charge</b>	<b>Amount</b>
Customer Charge per Meter	\$ 2,100.00 per month
Interim Rate Adjustment (“IRA”)	\$ 657.98 per month <sup>1</sup>
<b>Total Customer Charge</b>	<b>\$ 2,757.98 per month</b>
First 0 MMBtu to 1,500 MMBtu	\$ 1.0479 per MMBtu
Next 3,500 MMBtu	\$ 0.7672 per MMBtu
All MMBtu over 5,000 MMBtu	\$ 0.1645 per MMBtu

Gas Cost Recovery: Plus an amount for gas costs and upstream transportation costs calculated in accordance with Part (a) and Part (b), respectively, of Rider GCR.

Franchise Fee Adjustment: Plus an amount for franchise fees calculated in accordance with Rider FF. Rider FF is only applicable to customers inside the corporate limits of any incorporated municipality.

Tax Adjustment: Plus an amount for tax calculated in accordance with Rider TAX.

Surcharges: Plus an amount for surcharges calculated in accordance with the applicable rider(s).

**Curtailment Overpull Fee**

Upon notification by Company of an event of curtailment or interruption of Customer's deliveries, Customer will, for each MMBtu delivered in excess of the stated level of curtailment or interruption, pay Company 200% of the midpoint price for the Katy point listed in *Platts Gas Daily* published for the applicable Gas Day in the table entitled “Daily Price Survey.”

<sup>1</sup> 2025 IRA - \$657.98.

<b>RATE SCHEDULE:</b>	<b>I – INDUSTRIAL SALES</b>	
<b>APPLICABLE TO:</b>	<b>ALL CUSTOMERS IN THE MID-TEX DIVISION IN THE ATMOS TEXAS MUNICIPALITIES COALITION (“ATM”)</b>	
<b>EFFECTIVE DATE:</b>	<b>Services Rendered on or after 06/05/2026</b>	

**Replacement Index**

In the event the “midpoint” or “common” price for the Katy point listed in *Platts Gas Daily* in the table entitled “Daily Price Survey” is no longer published, Company will calculate the applicable imbalance fees utilizing a daily price index recognized as authoritative by the natural gas industry and most closely approximating the applicable index.

**Agreement**

An Agreement for Gas Service may be required.

**Notice**

Service hereunder and the rates for services provided are subject to the orders of regulatory bodies having jurisdiction and to the Company’s Tariff for Gas Service.

**Special Conditions**

In order to receive service under Rate I, Customer must have the type of meter required by Company. Customer must pay Company all costs associated with the acquisition and installation of the meter.

**Presumption of Plant Protection Level**

For service under this Rate Schedule, plant protection volumes are presumed to be 10% of normal, regular, historical usage as reasonably calculated by the Company in its sole discretion. If a customer believes it needs to be modeled at an alternative plant protection volume, it should contact the company at [mdtx-div-plantprotection@atmosenergy.com](mailto:mdtx-div-plantprotection@atmosenergy.com).

<b>RATE SCHEDULE:</b>	<b>I – INDUSTRIAL SALES</b>	
<b>APPLICABLE TO:</b>	<b>ALL CUSTOMERS IN THE MID-TEX DIVISION IN THE ATMOS TEXAS MUNICIPALITIES COALITION (“ATM”)</b>	
<b>EFFECTIVE DATE:</b>	<b>Services Rendered on or after 06/05/2026</b>	

## Exhibit A

Cities in the Atmos Texas Municipalities Coalition:

- AUSTIN
- BALCH SPRINGS
- BANDERA
- BLOOMING GROVE
- BURNET
- CAMERON
- CEDAR PARK
- CLIFTON
- COMMERCE
- COPPERAS COVE
- CORSICANA
- ELECTRA
- GATESVILLE
- GOLDTHWAITE
- GRANBURY
- GREENVILLE
- GROESBECK
- HAMILTON
- HEATH
- HENRIETTA
- HICKORY CREEK
- HICO
- HILLSBORO
- LAMPASAS
- LEANDER
- LONGVIEW
- MARBLE FALLS
- MART
- MEXIA
- OLNEY
- PFLUGERVILLE
- POINT
- RANGER
- RICE
- RIESEL
- ROCKDALE
- ROGERS
- ROUND ROCK
- SAN ANGELO
- SANGER
- SOMERVILLE
- STAR HARBOR
- TRINIDAD
- WHITNEY

<b>RATE SCHEDULE:</b>	<b>T – TRANSPORTATION</b>	
<b>APPLICABLE TO:</b>	<b>ALL CUSTOMERS IN THE MID-TEX DIVISION IN THE ATMOS TEXAS MUNICIPALITIES COALITION (“ATM”)</b>	
<b>EFFECTIVE DATE:</b>	<b>Services Rendered on or after 06/05/2026</b>	

**Application**

Applicable, in the event that Company has entered into a Transportation Agreement, to a customer directly connected to the Atmos Energy Corp., Mid-Tex Division Distribution System (Customer) for the transportation of all natural gas supplied by Customer or Customer’s agent at one Point of Delivery for use in Customer’s facility.

This tariff is not available to customers with a maximum daily demand of 1,000 MMBtu or greater and a daily/annual load factor of 10% or less. Load factor is calculated as follows: annual usage / (maximum daily connected demand X 365). Load factors will be recalculated once each year to determine appropriate eligibility for Rate T.

**Type of Service**

Company’s receipt and delivery of all gas quantities under the applicable Transportation Agreement will be on a wholly interruptible basis subject to the Terms and Conditions incorporated in the Transportation Agreement. If Customer is an Industrial Customer, then Customer may elect, at the reasonable discretion of Company, to contract for Plant Protection transportation quantities defined as the minimum natural gas required to prevent physical harm and/or protect critical safety to the plant facilities, plant personnel, or the public when such protection cannot be achieved through the use of an alternate fuel. Where service of the type desired by Customer is not already available at the Point of Delivery, additional charges and special contract arrangements between Company and Customer may be required prior to service being furnished.

**Monthly Rate**

Customer’s bill will be calculated by adding the following Customer and MMBtu charges to the amounts and quantities due under the riders listed below:

<b>Charge</b>	<b>Amount</b>
Customer Charge per Meter	\$ 2,100.00 per month
Interim Rate Adjustment (“IRA”)	\$ 657.98 per month <sup>1</sup>
<b>Total Customer Charge</b>	<b>\$ 2,757.98 per month</b>
First 0 MMBtu to 1,500 MMBtu	\$ 1.0479 per MMBtu
Next 3,500 MMBtu	\$ 0.7672 per MMBtu
All MMBtu over 5,000 MMBtu	\$ 0.1645 per MMBtu

Upstream Transportation Cost Recovery: Plus an amount for upstream transportation costs in accordance with Part (b) of Rider GCR.

Retention Adjustment: Plus a quantity of gas as calculated in accordance with Rider RA.

Franchise Fee Adjustment: Plus an amount for franchise fees calculated in accordance with Rider FF. Rider FF is only applicable to customers inside the corporate limits of any incorporated municipality.

Tax Adjustment: Plus an amount for tax calculated in accordance with Rider TAX.

Surcharges: Plus an amount for surcharges calculated in accordance with the applicable rider(s).

<sup>1</sup> 2025 IRA - \$657.98.

<b>RATE SCHEDULE:</b>	<b>T – TRANSPORTATION</b>	
<b>APPLICABLE TO:</b>	<b>ALL CUSTOMERS IN THE MID-TEX DIVISION IN THE ATMOS TEXAS MUNICIPALITIES COALITION (“ATM”)</b>	
<b>EFFECTIVE DATE:</b>	<b>Services Rendered on or after 06/05/2026</b>	

**Imbalance Fees**

All fees charged to Customer under this Rate Schedule will be charged based on the quantities determined under the applicable Transportation Agreement and quantities will not be aggregated for any Customer with multiple Transportation Agreements for the purposes of such fees.

**Monthly Imbalance Fees**

Customer shall pay Company the greater of (i) \$0.10 per MMBtu, or (ii) 150% of the difference per MMBtu between the highest and lowest “midpoint” price for the Katy point listed in *Platts Gas Daily* in the table entitled “Daily Price Survey” during such month, for the MMBtu of Customer’s monthly Cumulative Imbalance, as defined in the applicable Transportation Agreement, at the end of each month that exceeds 10% of Customer’s receipt quantities for the month.

**Overpull Fee**

Upon notification by Company of an event of interruption of Customer’s deliveries, Customer will, for each MMBtu delivered in excess of the stated level of interruption, pay Company 200% of the midpoint price for the Katy point listed in *Platts Gas Daily* published for the applicable Gas Day in the table entitled “Daily Price Survey.”

**Replacement Index**

In the event the “midpoint” or “common” price for the Katy point listed in *Platts Gas Daily* in the table entitled “Daily Price Survey” is no longer published, Company will calculate the applicable imbalance fees utilizing a daily price index recognized as authoritative by the natural gas industry and most closely approximating the applicable index.

**Agreement**

A transportation agreement is required.

**Notice**

Service hereunder and the rates for services provided are subject to the orders of regulatory bodies having jurisdiction and to the Company’s Tariff for Gas Service.

**Special Conditions**

In order to receive service under Rate T, Customer must have the type of meter required by Company. Customer must pay Company all costs associated with the acquisition and installation of the meter.

**MID-TEX DIVISION  
ATMOS ENERGY CORPORATION**

<b>RATE SCHEDULE:</b>	<b>T – TRANSPORTATION</b>	
<b>APPLICABLE TO:</b>	<b>ALL CUSTOMERS IN THE MID-TEX DIVISION IN THE ATMOS TEXAS MUNICIPALITIES COALITION (“ATM”)</b>	
<b>EFFECTIVE DATE:</b>	<b>Services Rendered on or after 06/05/2026</b>	

Cities in the Atmos Texas Municipalities Coalition:

- |                |             |
|----------------|-------------|
| AUSTIN         | STAR HARBOR |
| BALCH SPRINGS  | TRINIDAD    |
| BANDERA        | WHITNEY     |
| BLOOMING GROVE |             |
| BURNET         |             |
| CAMERON        |             |
| CEDAR PARK     |             |
| CLIFTON        |             |
| COMMERCE       |             |
| COPPERAS COVE  |             |
| CORSICANA      |             |
| ELECTRA        |             |
| GATESVILLE     |             |
| GOLDTHWAITE    |             |
| GRANBURY       |             |
| GREENVILLE     |             |
| GROESBECK      |             |
| HAMILTON       |             |
| HEATH          |             |
| HENRIETTA      |             |
| HICKORY CREEK  |             |
| HICO           |             |
| HILLSBORO      |             |
| LAMPASAS       |             |
| LEANDER        |             |
| LONGVIEW       |             |
| MARBLE FALLS   |             |
| MART           |             |
| MEXIA          |             |
| OLNEY          |             |
| PFLUGERVILLE   |             |
| POINT          |             |
| RANGER         |             |
| RICE           |             |
| RIESEL         |             |
| ROCKDALE       |             |
| ROGERS         |             |
| ROUND ROCK     |             |
| SAN ANGELO     |             |
| SANGER         |             |
| SOMERVILLE     |             |



**CITY OF SANGER, TEXAS**  
**MONTHLY FINANCIAL AND INVESTMENT REPORT**  
FOR THE MONTH ENDING APRIL 30, 2026

PREPARED BY THE FINANCE DEPARTMENT

# TABLE OF CONTENTS

Introduction ..... 3

Financial Report

- General Fund ..... 4
- Enterprise Fund..... 6
- Internal Service Fund ..... 8
- Debt Service Fund ..... 10
- Capital Projects Fund ..... 12
- Enterprise Capital Projects Fund..... 14
- 4A Fund ..... 16
- 4B Fund ..... 18

Cash and Investment Report

- Total Cash and Investments..... 20
- General Fund ..... 22
- Enterprise Fund..... 23
- Debt Service and Capital Projects Funds..... 24
- 4A and 4B Funds ..... 25
- Certification ..... 26

# INTRODUCTION

## COMMENTS

This is the financial report for the period ending April 30, 2026. Revenues and expenditures reflect activity from October 1, 2025, through April 33, 2026 (58% of the fiscal year).

## GENERAL FUND

- The General Fund has collected 76% of projected operating revenues.
- All revenue categories are performing within projections.
- Operating expenditures & encumbrances are 56% of the annual budget
- All expenditure categories are within projections.

## ENTERPRISE FUND

- The Enterprise Fund has collected 53% of projected operating revenues.
- All revenue categories are performing within projections.
- Operating expenditures & encumbrances are 60% of the annual budget.
- All expenditure categories are within projections.

## INTERNAL SERVICE FUND

- The Internal Service Fund has collected 48% of projected transfers from the General and Enterprise Funds.
- All revenue categories are performing within projections.
- Operating expenditures & encumbrances are 54% of the annual budget.
- All expenditure categories are within projections.

This unaudited report is designed for internal use and does not include all the funds and accounts in the City of Sanger's operations. For a complete report, refer to the City of Sanger Annual Financial Report, available at <https://www.sangertexas.org/177/Financial-Transparency>

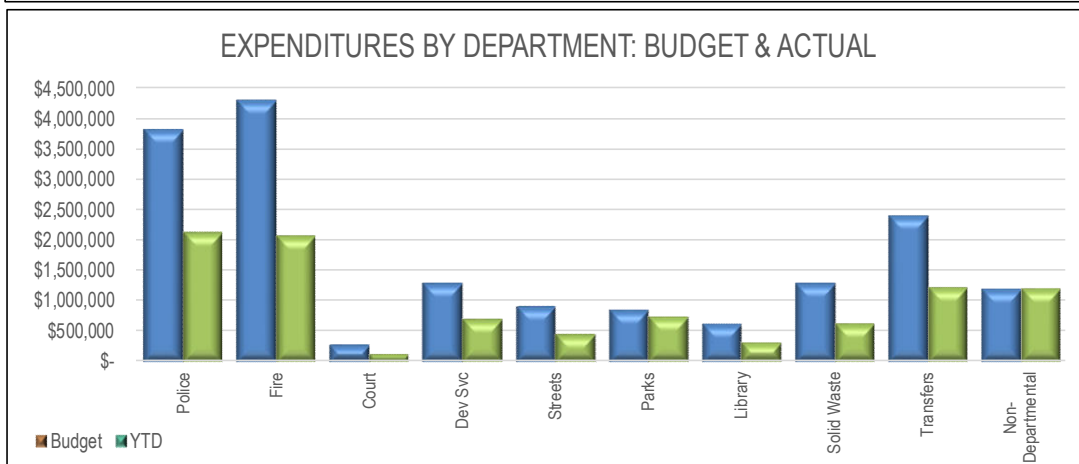
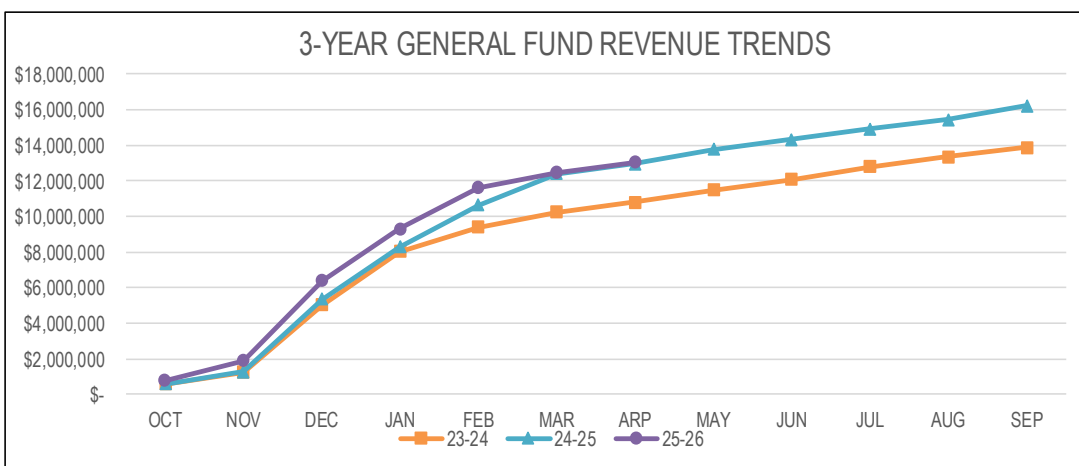
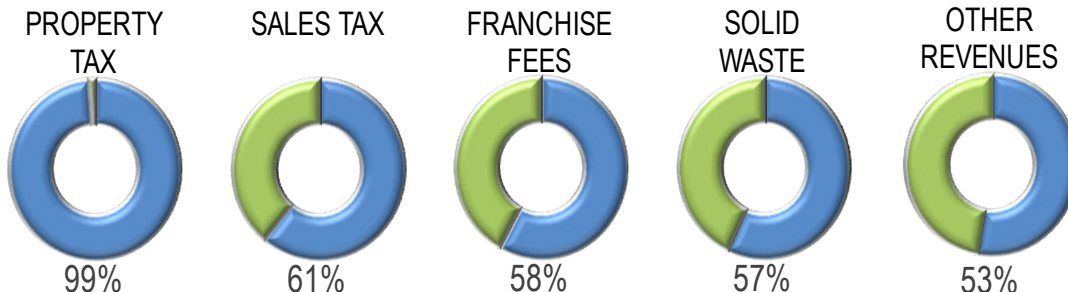
# GENERAL FUND

**CITY OF SANGER, TEXAS**  
**General Fund**  
**Revenue & Expense Report (Unaudited)**  
**April 30, 2026**

	Annual Budget	Year to Date	% of Budget	Budget Balance
		Actual		
<b>Revenues</b>				
Property Taxes	\$ 8,060,661	\$ 8,008,324	99%	\$ 52,337
Sales & Beverage Taxes	1,968,000	1,209,135	61%	758,865
Franchise Fees	1,229,809	707,502	58%	522,307
Solid Waste	1,441,000	820,723	57%	620,277
Licenses & Permits	975,250	935,931	96%	39,319
Fines & Forfeitures	134,710	99,913	74%	34,797
Department Revenues	1,218,075	902,045	74%	316,030
Interest	500,000	209,601	42%	290,399
Miscellaneous	252,500	109,573	43%	142,927
Transfers	1,295,000	47,500	4%	1,247,500
<b>Total Revenues</b>	<b>\$ 17,075,005</b>	<b>\$ 13,050,247</b>	<b>76%</b>	<b>\$ 4,024,758</b>
<b>Expenditures</b>				
Police	\$ 3,837,546	\$ 2,135,412	56%	\$ 1,702,134
Fire	4,310,023	2,076,560	48%	2,233,463
Municipal Court	291,725	131,972	45%	159,753
Development Services	1,304,600	711,806	55%	592,794
Streets	925,190	465,196	50%	459,994
Parks & Recreation	860,050	741,916	86%	118,134
Library	638,000	324,581	51%	313,419
Solid Waste	1,300,000	625,780	48%	674,220
Transfers	2,407,871	1,218,830	51%	1,189,041
Non-Departmental	1,200,000	1,200,000	100%	-
<b>Total Expenditures</b>	<b>\$ 17,075,005</b>	<b>\$ 9,632,053</b>	<b>56%</b>	<b>\$ 7,442,952</b>
<b>Revenues Over(Under) Expenditures</b>	<b>\$ -</b>	<b>\$ 3,418,194</b>		<b>\$ (3,418,194)</b>

# GENERAL FUND

<b>YTD REVENUES</b> <b>\$13,050,247</b>	<b>76%</b> <b>OF ANNUAL BUDGET</b>	<b>YTD EXPENDITURES</b> <b>\$9,632,053</b>	<b>56%</b> <b>OF ANNUAL BUDGET</b>
--	---------------------------------------	---	---------------------------------------



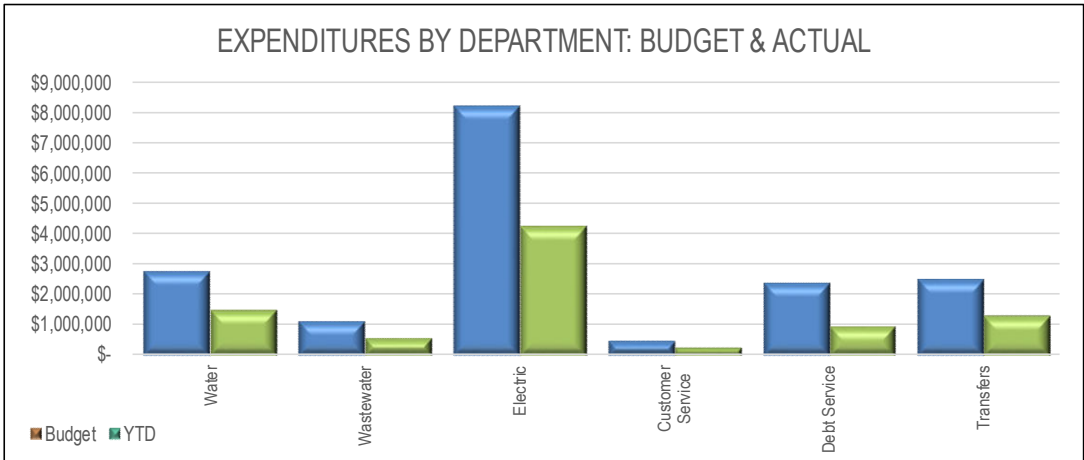
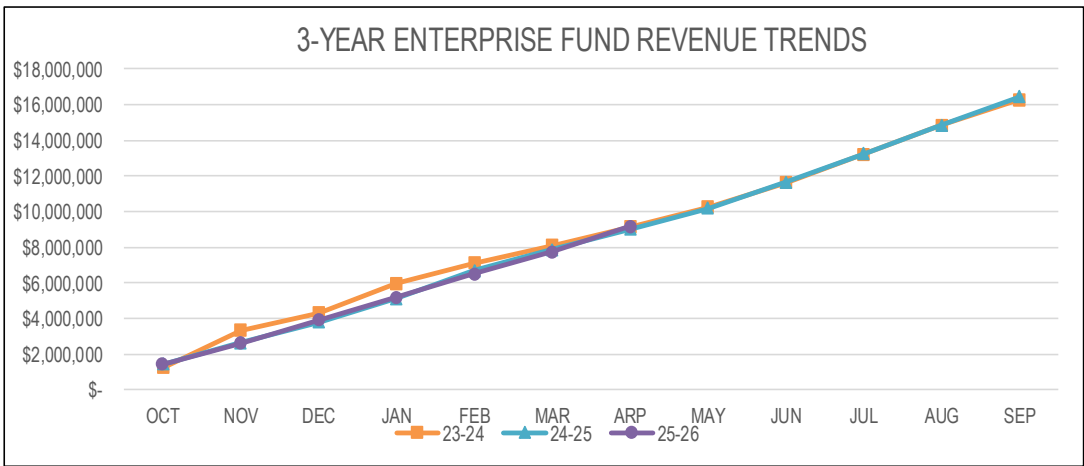
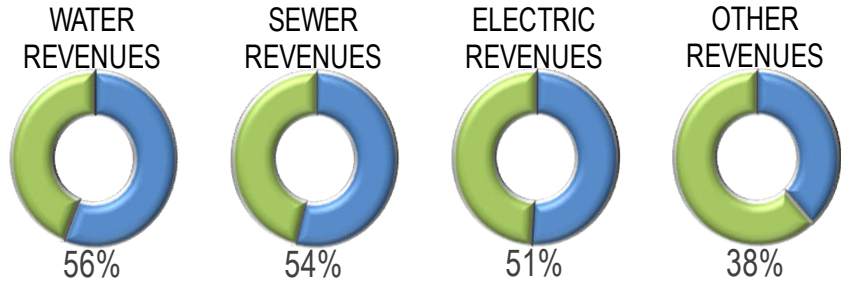
# ENTERPRISE FUND

**CITY OF SANGER, TEXAS**  
**Enterprise Fund**  
**Revenue & Expense Report (Unaudited)**  
**April 30, 2026**

	Annual Budget	Year to Date	% of Budget	Budget Balance
		Actual		
<b>Revenues</b>				
Water	\$ 3,564,849	\$ 2,004,007	56%	\$ 1,560,842
Wastewater	3,516,596	1,897,054	54%	1,619,542
Electric	9,793,739	4,965,518	51%	4,828,221
Penalties & Fees	240,000	137,569	57%	102,431
Interest	250,000	73,234	29%	176,766
Miscellaneous	262,000	77,041	29%	184,959
<b>Total Revenues</b>	<b>\$ 17,627,184</b>	<b>9,154,423</b>	<b>52%</b>	<b>\$ 8,472,761</b>
<b>Expenditures</b>				
Water	\$ 2,792,039	1,480,979	53%	1,311,060
Wastewater	1,122,230	559,141	50%	563,089
Electric	8,260,057	4,218,934	51%	4,041,123
Customer Service	493,600	261,573	53%	232,027
Debt Service	2,422,656	957,254	40%	1,465,402
Transfers	2,536,602	1,300,060	51%	1,236,542
<b>Total Expenditures</b>	<b>17,627,184</b>	<b>8,777,941</b>	<b>50%</b>	<b>8,849,243</b>
<b>Revenues Over(Under) Expenditures</b>	<b>\$ -</b>	<b>\$ 376,482</b>		<b>\$ (376,482)</b>

# ENTERPRISE FUND

YTD REVENUES <b>\$9,154,423</b>	<b>52%</b> OF ANNUAL BUDGET	YTD EXPENDITURES <b>\$8,777,941</b>	<b>50%</b> OF ANNUAL BUDGET
------------------------------------	-----------------------------------	--	-----------------------------------



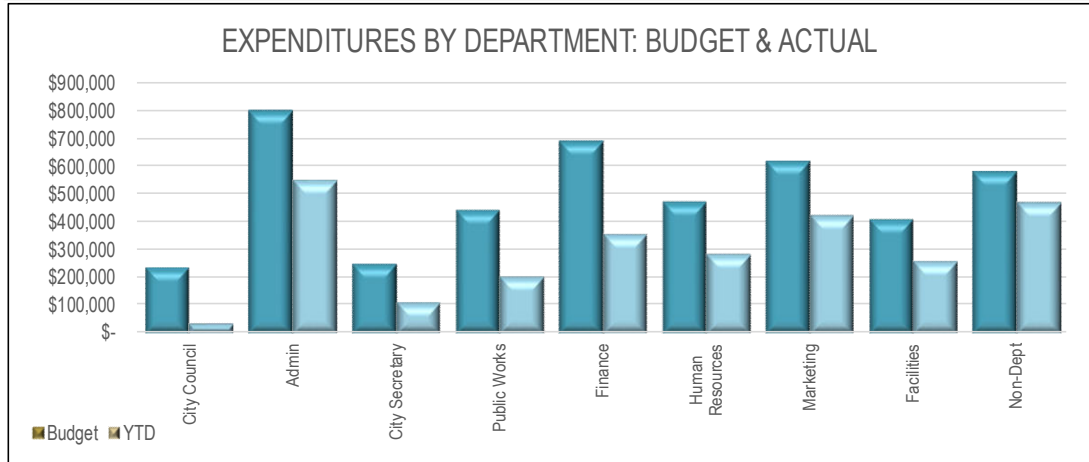
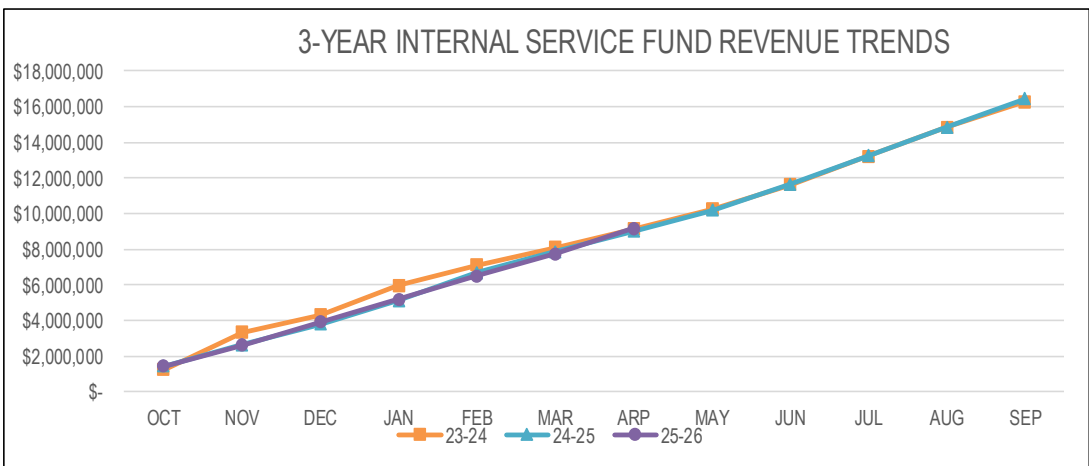
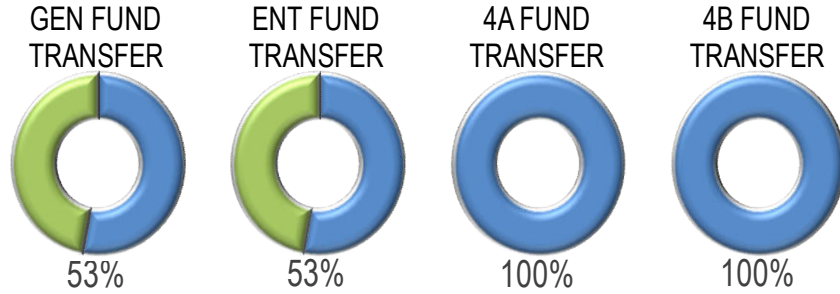
# INTERNAL SERVICE FUND

**CITY OF SANGER, TEXAS**  
**Internal Service Fund**  
**Revenue & Expense Report (Unaudited)**  
**April 30, 2026**

	Annual Budget	Year to Date		Budget Balance
		Actual	% of Budget	
<b>Revenues</b>				
Transfer from Enterprise Fund	\$ 2,254,886	\$ 1,198,336	53%	\$ 1,056,550
Transfer from General Fund	2,254,887	1,198,336	53%	\$ 1,056,551
Transfer from 4A	15,000	15,000	100%	\$ -
Transfer from 4B	15,000	15,000	100%	-
<b>Total Revenues</b>	<b>4,539,773</b>	<b>2,426,672</b>	<b>53%</b>	<b>2,113,101</b>
<b>Operating Expenditures</b>				
City Council	\$ 239,850	40,080	17%	\$ 199,770
Administration	804,070	553,361	69%	250,709
City Secretary	253,766	115,628	46%	138,138
Public Works	446,500	205,079	46%	241,421
Finance	696,250	357,995	51%	338,255
Human Resources	476,530	287,453	60%	189,077
Marketing	623,800	425,991	68%	197,809
Facilities	412,400	260,013	63%	152,387
Non-Departmental	586,607	472,717	81%	113,890
<b>Total Expenditures</b>	<b>4,539,773</b>	<b>2,718,317</b>	<b>60%</b>	<b>1,821,456</b>
<b>Revenues Over(Under) Expenditures</b>	<b>\$ -</b>	<b>\$ (291,645)</b>		<b>\$ 291,645</b>

# INTERNAL SERVICE FUND

<b>YTD REVENUES</b> <b>\$2,426,672</b>	<b>53%</b> <b>OF ANNUAL BUDGET</b>	<b>YTD EXPENDITURES</b> <b>\$2,718,317</b>	<b>60%</b> <b>OF ANNUAL BUDGET</b>
---	---------------------------------------	---	---------------------------------------



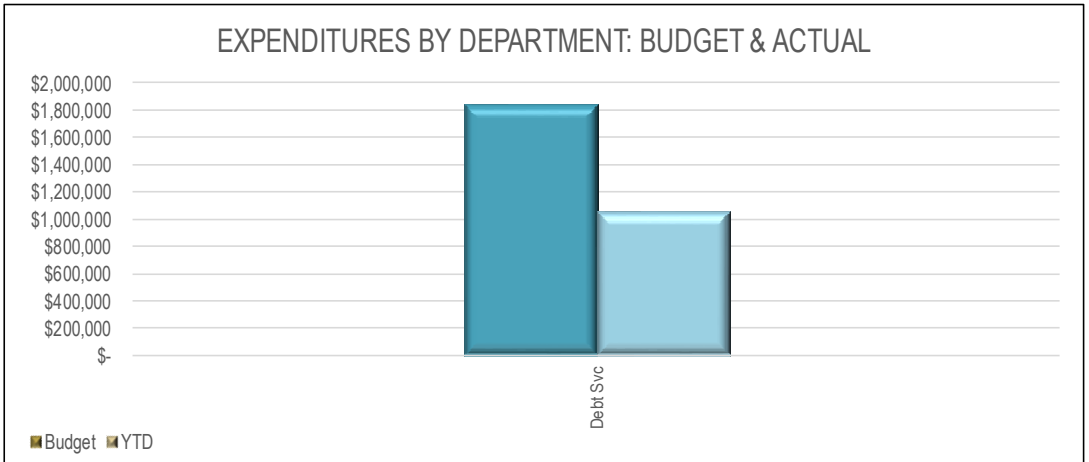
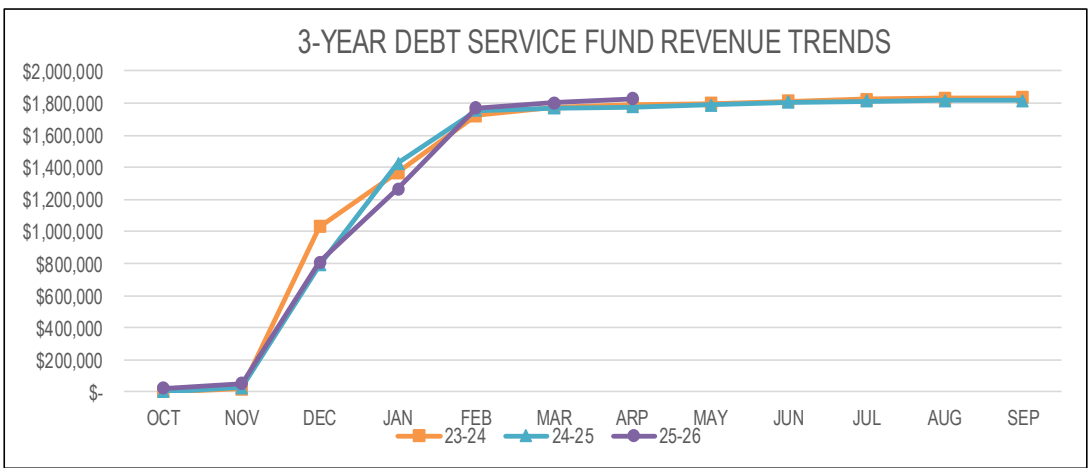
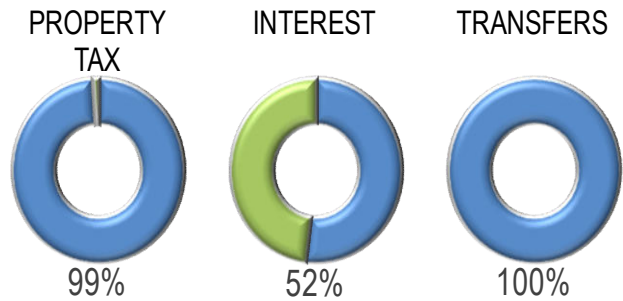
# DEBT SERVICE FUND

**CITY OF SANGER, TEXAS**  
**Debt Service Fund**  
**Revenue & Expense Report (Unaudited)**  
**April 30, 2026**

	Annual Budget	Year to Date Expenditures & Encumbrances	% of Budget	Budget Balance
<b>Revenues</b>				
Property Taxes	\$ 1,663,071	1,640,860	99%	\$ 22,211
Interest	12,000	6,276	52%	5,724
Transfers	180,000	\$ 180,000	100%	-
<b>Total Revenues</b>	<b>\$ 1,855,071</b>	<b>1,827,136</b>	<b>98%</b>	<b>\$ 27,935</b>
<b>Operating Expenditures</b>				
Debt Service	1,853,952	1,062,514	57%	791,438
<b>Total Expenditures</b>	<b>1,853,952</b>	<b>1,062,514</b>	<b>57%</b>	<b>791,438</b>
<b>Revenues Over(Under) Expenditures</b>	<b>\$ 1,119</b>	<b>\$ 764,622</b>		<b>\$ (763,503)</b>

# DEBT SERVICE FUND

<b>YTD REVENUES</b> <b>\$1,827,136</b>	<b>98%</b> <b>OF ANNUAL BUDGET</b>	<b>YTD EXPENDITURES</b> <b>\$1,062,514</b>	<b>57%</b> <b>OF ANNUAL BUDGET</b>
---	---------------------------------------	---	---------------------------------------



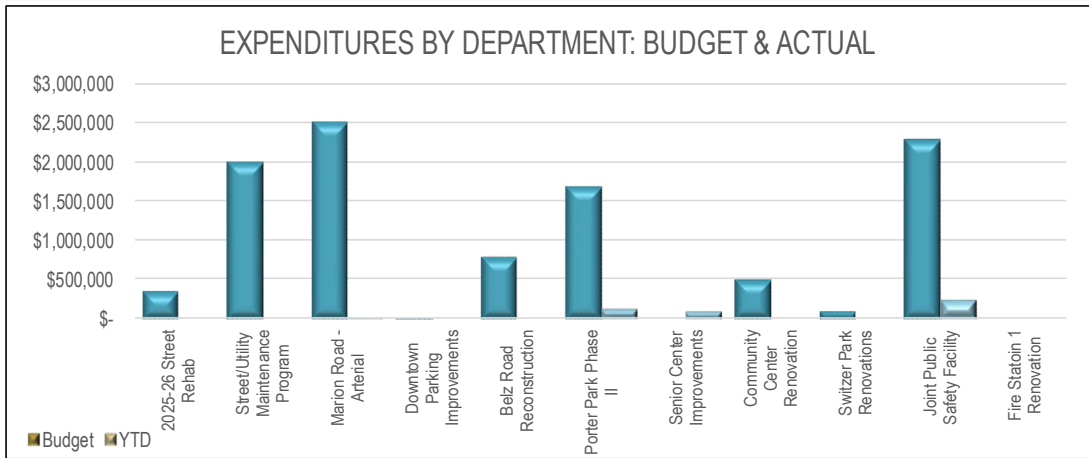
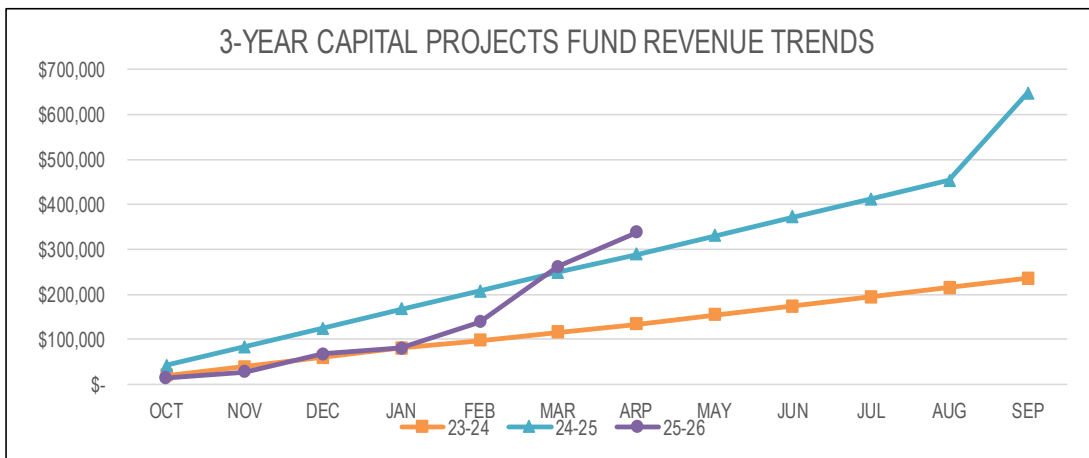
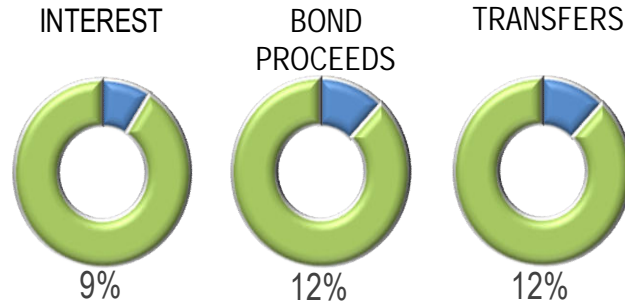
# CAPITAL PROJECTS FUND

**CITY OF SANGER, TEXAS**  
**Capital Projects Fund**  
**Revenue & Expense Report (Unaudited)**  
**April 30, 2026**

	Annual Budget	Year to Date Actual	% of Budget	Budget Balance
<b>Revenues</b>				
Interest	\$ 50,000	\$ 4,714	9%	45,286
Intergovernmental Revenue	\$ -	\$ 180,823	0%	(180,823)
Bond Proceeds	\$ 15,000,000	\$ -	0%	15,000,000
Transfers	1,233,085	152,985	12%	1,080,100
<b>Total Revenues</b>	<b>16,283,085</b>	<b>338,522</b>	<b>2%</b>	<b>15,944,563</b>
<b>Operating Expenditures</b>				
2025-26 Street Rehab	362,000	-	0%	362,000
Street/Utility Maintenance Program	2,000,000	-	0%	2,000,000
Marion Road - Arterial	2,500,000	3,938	0%	2,496,062
Downtown Parking Improvements	20,000	-	0%	20,000
Belz Road Reconstruction	1,600,000	-	0%	1,600,000
<i>Total Streets Projects</i>	<i>6,482,000</i>	<i>3,938</i>	<i>0%</i>	<i>6,478,062</i>
Porter Park Phase II	1,680,100	124,795	7%	1,555,305
Senior Center Improvements	-	94,613	0%	(94,613)
Community Center Renovation	500,000	-	0%	500,000
Switzer Park Renovations	100,000	-	0%	100,000
<i>Total Parks Projects</i>	<i>2,280,100</i>	<i>219,408</i>	<i>10%</i>	<i>2,060,692</i>
Joint Public Safety Facility	800,000	-	0%	800,000
Fire Station 1 Renovation	250,000	-	0%	250,000
<i>Total Nondepartmental Projects</i>	<i>1,050,000</i>	<i>-</i>	<i>0%</i>	<i>1,050,000</i>
<b>Total Expenditures</b>	<b>9,812,100</b>	<b>223,346</b>	<b>2%</b>	<b>9,588,754</b>
<b>Revenues Over(Under) Expenditures</b>	<b>\$ 6,470,985</b>	<b>\$ 115,176</b>		<b>\$ 6,355,809</b>

# CAPITAL PROJECTS FUND

<b>YTD REVENUES</b> <b>\$338,522</b>	<b>2%</b> <b>OF ANNUAL BUDGET</b>	<b>YTD EXPENDITURES</b> <b>\$223,346</b>	<b>2%</b> <b>OF ANNUAL BUDGET</b>
---	--------------------------------------	---	--------------------------------------



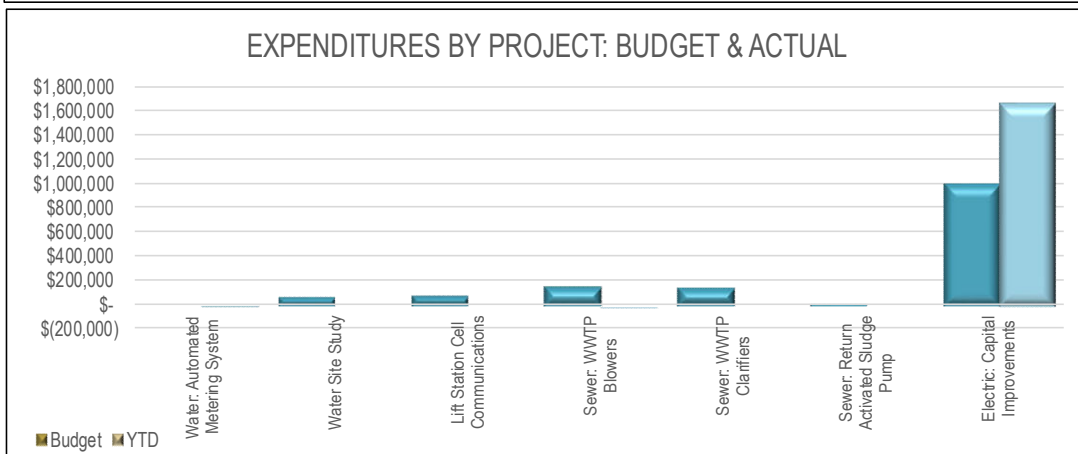
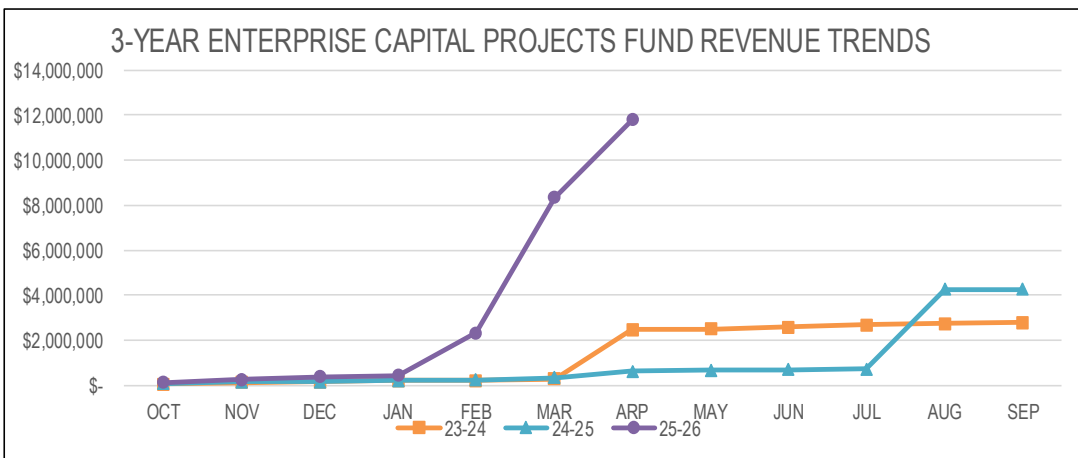
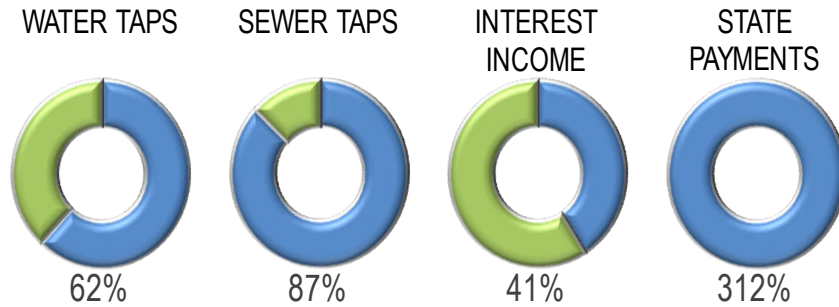
# ENTERPRISE CAPITAL PROJECTS FUND

**CITY OF SANGER, TEXAS**  
**Enterprise Capital Projects Fund**  
**Revenue & Expense Report (Unaudited)**  
**April 30, 2026**

	Annual Budget	Year to Date Actual	% of Budget	Budget Balance
<b>Revenues</b>				
Water Taps	\$ 375,000	\$ 232,109	62%	\$ 142,891
Sewer Taps	375,000	33,000	9%	342,000
Interest	200,000	81,450	41%	118,550
State Reimbursements	2,500,000	7,812,467	312%	(5,312,467)
Transfers	197,215	186,715	95%	10,500
<b>Total Revenues</b>	<b>\$ 3,647,215</b>	<b>8,345,741</b>	<b>229%</b>	<b>\$ (4,698,526)</b>
<b>Operating Expenditures</b>				
Water: Automated Metering System	-	103	0%	(103)
Water Site Study	70,000	-	0%	70,000
Lift Station Cell Communications	83,500	-	0%	83,500
<i>Total Water Projects</i>	<i>153,500</i>	<i>103</i>	<i>0%</i>	<i>153,397</i>
Sewer: WWTP Blowers	160,000	(14,862)	0%	174,862
Sewer: WWTP Clarifiers	150,000	-	0%	150,000
Sewer: Return Activated Sludge Pum	15,760	-	0%	15,760
<i>Total Sewer Projects</i>	<i>325,760</i>	<i>(14,862)</i>	<i>-5%</i>	<i>340,622</i>
Electric: Capital Improvements	1,000,000	829,000	0%	171,000
Electric:I-35 Utility	-	270	0%	(270.00)
<i>Total Electric Projects</i>	<i>1,000,000</i>	<i>829,270</i>	<i>83%</i>	<i>170,730</i>
Riley Property Purchase	-	26320	0%	(26,320.00)
<i>Total Joint Projects</i>	<i>-</i>	<i>26,320</i>	<i>0%</i>	<i>(26,320)</i>
<b>Total Expenditures</b>	<b>1,479,260</b>	<b>840,831</b>	<b>57%</b>	<b>638,429</b>
<b>Revenues Over(Under) Expenditures</b>	<b>\$ 2,167,955</b>	<b>\$ 7,504,910</b>		<b>\$ (5,336,955)</b>

# ENTERPRISE CAPITAL PROJECTS FUND

YTD REVENUES <b>\$8,639,541</b>	<b>238%</b> OF ANNUAL BUDGET	YTD EXPENDITURES <b>\$1,669,831</b>	<b>113%</b> OF ANNUAL BUDGET
------------------------------------	------------------------------------	--	------------------------------------



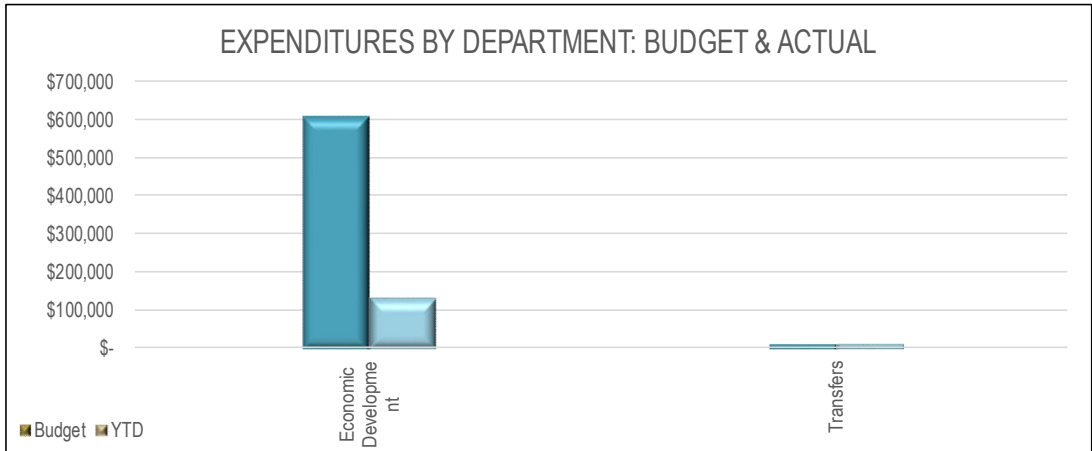
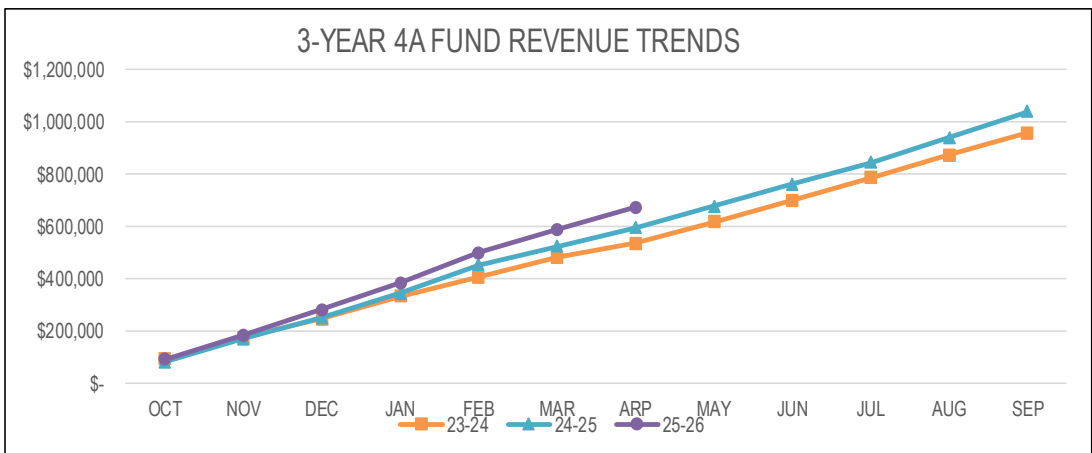
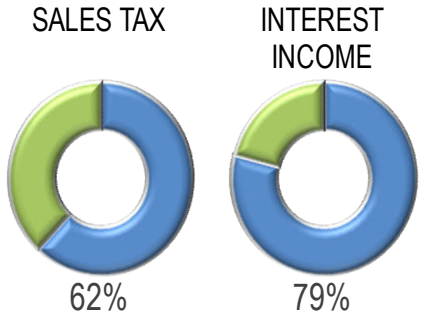
# 4A FUND

**CITY OF SANGER, TEXAS**  
**4A Fund**  
**Revenue & Expense Report (Unaudited)**  
**April 30, 2026**

	Annual Budget	Year to Date		Budget Balance
		Actual	% of Budget	
<b>Revenues</b>				
Sales Tax	\$ 962,500	\$ 596,434	62%	\$ 366,066
Interest	95,000	75,416	79%	19,584
<b>Total Revenues</b>	<b>\$ 1,057,500</b>	<b>671,850</b>	<b>64%</b>	<b>\$ 385,650</b>
<b>Operating Expenditures</b>				
Economic Development	\$ 609,650	\$ 133,542	22%	\$ 476,108
Transfers	15,000	15,000	100%	-
<b>Total Expenditures</b>	<b>624,650</b>	<b>148,542</b>	<b>24%</b>	<b>476,108</b>
<b>Revenues Over(Under) Expenditures</b>	<b>\$ 432,850</b>	<b>\$ 523,308</b>		<b>\$ (90,458)</b>

# 4A FUND

YTD REVENUES <b>\$671,850</b>	<b>64%</b> OF ANNUAL BUDGET	YTD EXPENDITURES <b>\$148,542</b>	<b>24%</b> OF ANNUAL BUDGET
----------------------------------	-----------------------------------	--------------------------------------	-----------------------------------



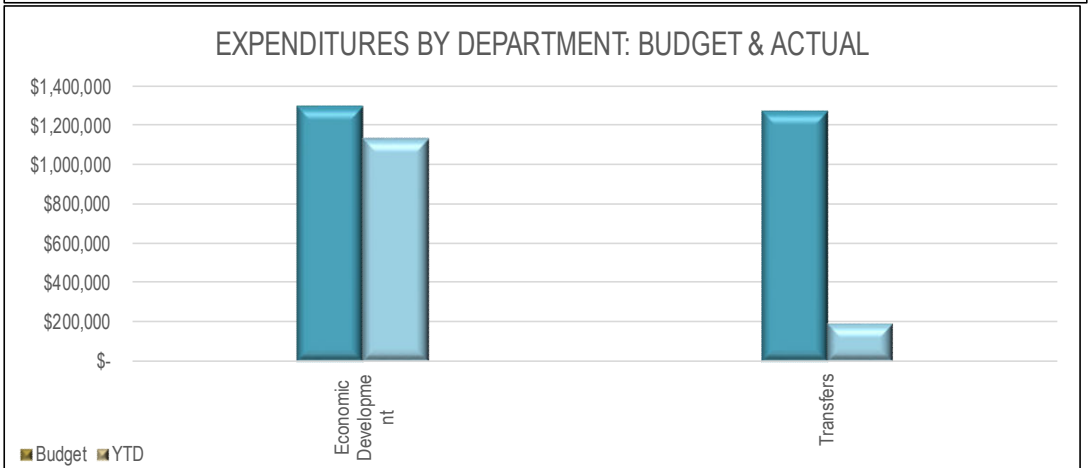
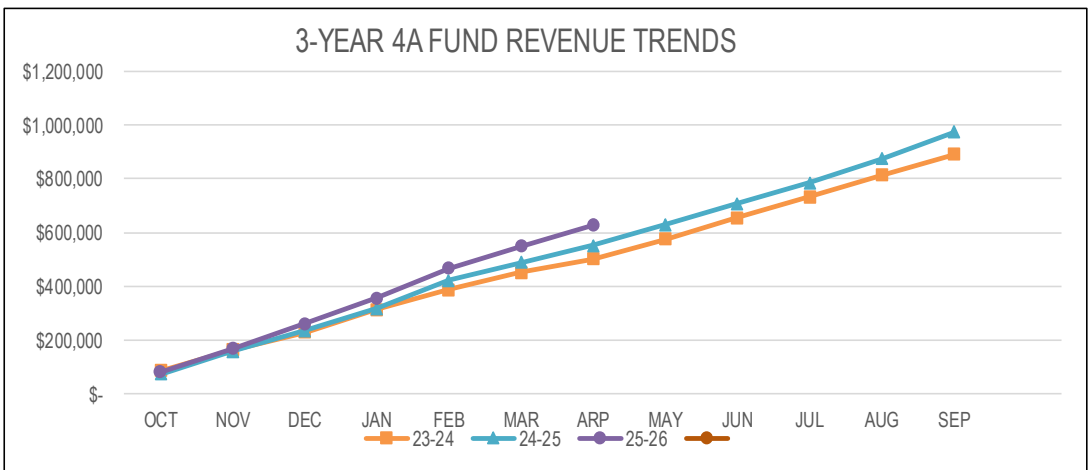
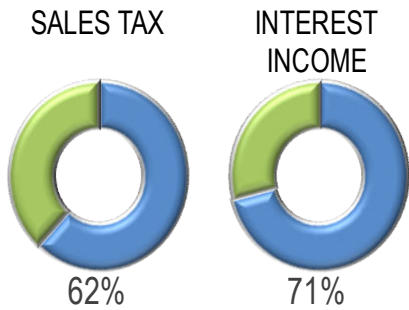
# 4B FUND

**CITY OF SANGER, TEXAS**  
**4B Fund**  
**Revenue & Expense Report (Unaudited)**  
**April 30, 2026**

	Annual Budget	Year to Date		Budget Balance
		Actual	% of Budget	
<b>Revenues</b>				
Sales Tax	\$ 962,500	\$ 596,434	62%	\$ 366,066
Interest	44,000	31,255	71%	12,745
<b>Total Revenues</b>	<b>\$ 1,006,500</b>	<b>627,689</b>	<b>62%</b>	<b>\$ 378,811</b>
<b>Operating Expenditures</b>				
Economic Development	\$ 1,298,400	\$ 1,129,979	87%	\$ 168,421
Transfers	1,275,100	195,000	15%	1,080,100
<b>Total Expenditures</b>	<b>2,573,500</b>	<b>1,324,979</b>	<b>51%</b>	<b>1,248,521</b>
<b>Revenues Over(Under) Expenditures</b>	<b>\$ (1,567,000)</b>	<b>\$ (697,290)</b>		<b>\$ (869,710)</b>

# 4B FUND

YTD REVENUES <b>\$627,689</b>	<b>62%</b> OF ANNUAL BUDGET	YTD EXPENDITURES <b>\$1,324,979</b>	<b>51%</b> OF ANNUAL BUDGET
----------------------------------	-----------------------------------	--	-----------------------------------

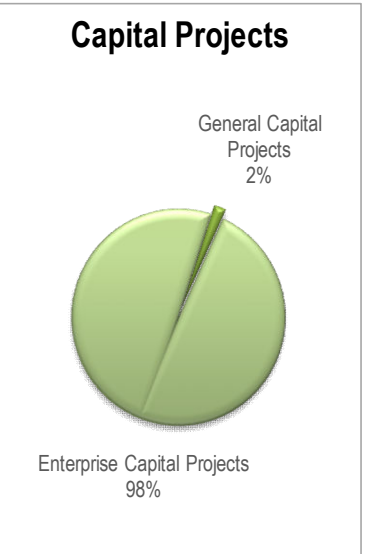
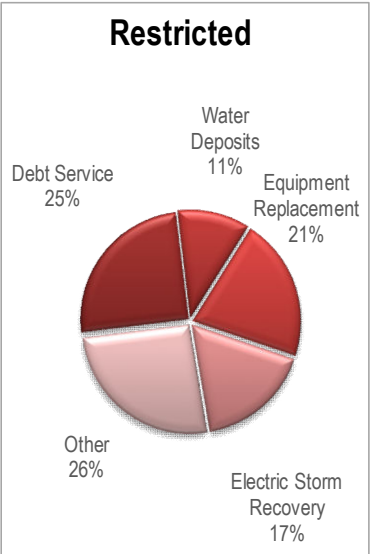
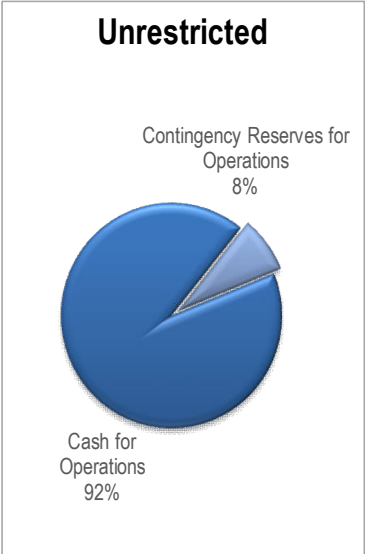
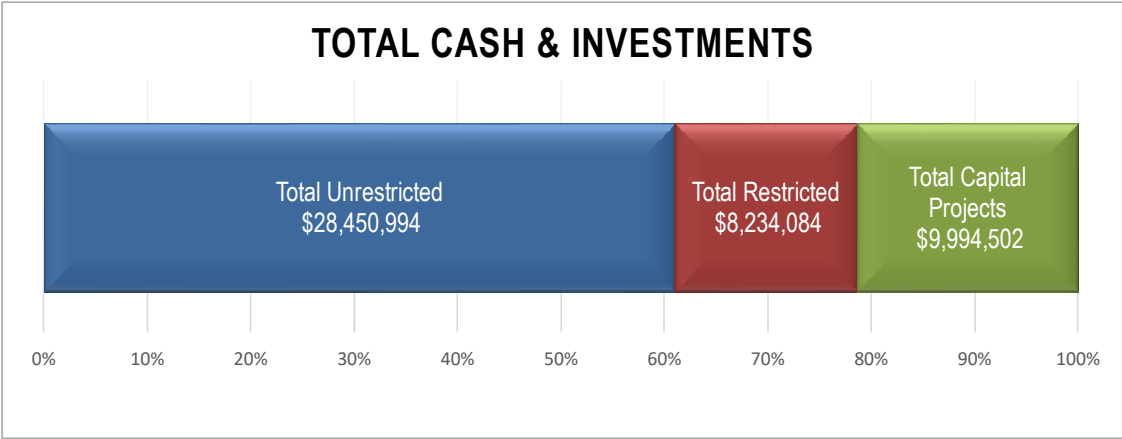


# CASH AND INVESTMENTS REPORT

**CITY OF SANGER, TEXAS**  
**TOTAL CASH AND INVESTMENTS**  
 April 30, 2026

Name	General	Enterprise	Debt Service	Capital Projects	Total
<b>UNRESTRICTED</b>					
Cash for Operations	\$ 21,553,047	\$ 4,601,988	\$ -	\$ -	\$ 26,155,035
Contingency Reserves for Operations	1,152,162	1,143,797	-	-	2,295,959
<b>TOTAL UNRESTRICTED</b>	<b>\$ 22,705,209</b>	<b>\$ 5,745,785</b>	<b>\$ -</b>	<b>\$ -</b>	<b>\$ 28,450,994</b>
<b>RESTRICTED</b>					
Debt Service	\$ -	\$ 357,736	\$ 1,072,057	\$ -	\$ 1,429,793
Water Deposits	-	618,555	-	-	618,555
Equipment Replacement	1,043,238	166,836	-	-	1,210,074
Electric Storm Recovery	-	977,818	-	-	977,818
Hotel Occupancy Tax	467,474	-	-	-	467,474
Grant Funds	181,439	-	-	-	181,439
Keep Sanger Beautiful (KSB)	5,877	-	-	-	5,877
Library	106,856	-	-	-	106,856
Parkland Dedication	119,319	-	-	-	119,319
Roadway Impact	2,881,103	-	-	-	2,881,103
Court Security	21,803	-	-	-	21,803
Court Security/Tech Fund	5,088	-	-	-	5,088
Youth Diversion Fund	22,627	-	-	-	22,627
Child Safety Fee	111,276	-	-	-	111,276
Forfeited Property	4,881	-	-	-	4,881
Donations	70,101	-	-	-	70,101
<b>TOTAL RESTRICTED</b>	<b>\$ 5,041,082</b>	<b>\$ 2,120,945</b>	<b>\$ 1,072,057</b>	<b>\$ -</b>	<b>\$ 8,234,084</b>
<b>CAPITAL PROJECTS</b>					
General Capital Projects	\$ -	\$ -	\$ -	\$ 179,041	\$ 179,041
Enterprise Capital Projects	-	-	-	9,815,461	9,815,461
<b>TOTAL CAPITAL PROJECTS</b>	<b>\$ -</b>	<b>\$ -</b>	<b>\$ -</b>	<b>\$ 9,994,502</b>	<b>\$ 9,994,502</b>
<b>TOTAL CASH AND INVESTMENTS</b>	<b>\$ 27,746,291</b>	<b>\$ 7,866,730</b>	<b>\$ 1,072,057</b>	<b>\$ 9,994,502</b>	<b>\$ 46,679,580</b>

*These totals do not include the 4A Corporation and 4B Corporation, which are presented on page 25.*



**GENERAL FUND**  
**CASH AND INVESTMENTS**  
**April 30, 2026**

Name	Acct. #	Maturity	Yield	Prior Period	Current Balance
Pooled Cash	001-00-1000		0.05%	\$ 21,939,576	\$ 21,268,314
Employee Benefits Cash	110-00-1000		0.20%	5,261	6,295
Employee Benefits MM	110-00-1010		0.20%	73,897	64,429
Internal Service Fund	180-00-1000		0.05%	232,861	214,009
<b>OPERATING ACCOUNTS</b>				<b>\$ 22,251,595</b>	<b>\$ 21,553,047</b>
GF Contingency Reserve MM 2487969	001-00-1031		0.20%	\$ 670,252	\$ 671,188
GF Contingency Reserve CD Prosperity	001-00-1039	04/26/27	0.55%	240,090	241,999
GF Contingency Reserve CD 674907	001-00-1043	07/13/26	0.45%	238,228	238,975
<b>CONTINGENCY RESERVE</b>				<b>\$ 1,148,570</b>	<b>\$ 1,152,162</b>
* GF Equipment Replacement MM 2376237	001-00-1032		0.20%	\$ 215,356	\$ 215,621
* GF Equipment Replacement CD 719706	001-00-1033	07/06/26	0.45%	71,591	71,815
* General Storm Recovery Pooled Cash	201-00-1000		0.05%	754,872	755,802
<b>EQUIPMENT REPLACEMENT RESERVES</b>				<b>\$ 1,041,819</b>	<b>\$ 1,043,238</b>
* Hotel Occupancy Tax	050-00-1000			\$ 429,703	\$ 467,474
* Police Grant Fund	320-00-1000			5,078	5,084
* Fire Grant Fund	324-00-1000			175,217	175,433
* Library Grant Fund	342-00-1000			921	922
* Beautification Board - KSB	432-00-1000			5,870	5,877
* Library Restricted for Building Expansion	442-00-1000			49,081	49,141
* Library Building Expansion CD 702994	442-00-1035	01/22/27	0.45%	57,558	57,715
* Parkland Dedication Fund	450-00-1000			119,172	119,319
* Roadway Impact Fee Fund	451-00-1000			2,836,626	2,881,103
* Court Security Restricted Fund	470-00-1000			21,796	21,803
* Youth Diversion Fund	472-00-1000			22,191	22,627
* Court Security/Tech Fund	473-00-1000			4,351	5,088
* Child Safety Fee Fund	475-00-1000			111,139	111,276
* Forfeited Property Fund	480-00-1000			4,875	4,881
* Police Donations	620-00-1000			344	345
* Fire Donations	624-00-1000			25,436	25,468
* Banner Account for Parks	632-00-1000			26,789	26,822
* Library Donations	642-00-1000			17,445	17,466
<b>OTHER</b>				<b>\$ 3,913,592</b>	<b>\$ 3,997,844</b>
<b>TOTAL CASH AND INVESTMENTS</b>				<b>\$ 28,355,576</b>	<b>\$ 27,746,291</b>
<b>TOTAL UNRESTRICTED</b>				<b>\$ 23,400,165</b>	<b>\$ 22,705,209</b>

\*Restricted Funds

**ENTERPRISE FUND  
CASH AND INVESTMENTS  
April 30, 2026**

Name	Acct. #	Maturity	Yield	Prior Period	Current Balance
Pooled Cash	008-00-1000		0.05%	\$ 4,832,191	\$ 4,601,988
<b>OPERATING ACCOUNTS</b>				<b>\$ 4,832,191</b>	<b>\$ 4,601,988</b>
* Pooled Cash	008-00-1000		0.05%	\$ 316,563	\$ 317,589
* Water Deposit CD 2375850	008-00-1041	01/03/27	0.45%	300,966	300,966
<b>WATER DEPOSIT REFUND ACCOUNTS</b>				<b>\$ 617,529</b>	<b>\$ 618,555</b>
* Combined EF Debt Service MM 2376113	008-00-1039		0.20%	357,296	357,736
<b>BOND FUNDS</b>				<b>\$ 357,296</b>	<b>\$ 357,736</b>
EF Contingency Reserve MM 2809753	008-00-1012		0.20%	\$ 668,595	\$ 669,529
EF Contingency Reserve CD 787860	008-00-1014	02/14/27	0.45%	353,946	354,907
EF Reserve CD 642541	008-00-1040	09/25/26	0.45%	119,038	119,361
<b>CONTINGENCY RESERVES</b>				<b>\$ 1,141,579</b>	<b>\$ 1,143,797</b>
* EF Storm Recovery MM	208-00-1033		0.20%	\$ 976,454	\$ 977,818
* EF Equipment Replacement MM 2376202	008-00-1034		0.20%	166,630	166,836
<b>OTHER</b>				<b>\$ 1,157,474</b>	<b>\$ 1,144,654</b>
<b>TOTAL CASH AND INVESTMENTS</b>				<b>\$ 8,106,069</b>	<b>\$ 7,866,730</b>
<b>TOTAL UNRESTRICTED</b>				<b>\$ 5,973,770</b>	<b>\$ 5,745,785</b>

\*Restricted Funds

**DEBT SERVICE & CAPITAL PROJECTS  
CASH AND INVESTMENTS  
April 30, 2026**

**DEBT SERVICE FUND**

Name	Acct. #	Maturity	Yield	Prior Period	Current Balance
* Pooled Cash	003-00-1000		0.05%	\$ 1,008,011	\$ 1,006,841
* DSF Money Market 2376105	003-00-1010		0.20%	65,135	65,216
<b>TOTAL RESTRICTED</b>				<b>\$ 1,073,146</b>	<b>\$ 1,072,057</b>

**GENERAL CAPITAL PROJECTS FUND**

Name	Acct. #	Maturity	Yield	Prior Period	Current
* Pooled Cash	004-00-1000		0.05%	\$ 118,575	\$ 51,420
* 2023C Tax Bond Proceeds	004-00-1014		0.05%	127,464	127,621
<b>TOTAL RESTRICTED</b>				<b>\$ 246,039</b>	<b>\$ 179,041</b>

**ENTERPRISE CAPITAL PROJECTS FUND**

Name	Acct. #	Maturity	Yield	Prior Period	Current Balance
* Pooled Cash	840-00-1000		0.05%	\$ 5,772,746	\$ 4,828,593
* 2023B Bond Proceeds	840-00-1014		0.20%	1,122,628	1,124,012
* Sewer Capital Improvements MM-10% Rev	840-00-1020		0.20%	1,523,123	1,525,251
* Water Capital Reserve MM 2376156 Tap Fees	840-00-1037		0.20%	627,388	628,157
* Sewer Capital Reserve MM 2380226 Tap Fees	840-00-1038		0.20%	1,707,350	1,709,448
<b>TOTAL RESTRICTED</b>				<b>\$ 10,753,235</b>	<b>\$ 9,815,461</b>

\*Restricted Funds

**4A & 4B FUNDS  
CASH AND INVESTMENTS  
April 30, 2026**

**General**

Name	Acct. #	Maturity	Yield	Prior Period	Current Balance
* Pooled Cash	41-00-1000		0.05%	\$ 4,254,558	\$ 4,297,061
* Cash NOW 900020693 Prosperity	41-00-1010		0.05%	333,817	333,859
* 4A MM 902551273 Prosperity	41-00-1012		0.20%	2,163,188	2,168,149
* Sanger TX Ind Corp CD 486639	41-00-1013	11/02/26	0.25%	104,289	104,555
<b>TOTAL CASH AND INVESTMENTS</b>				<b>\$ 6,855,852</b>	<b>\$ 6,903,624</b>

**4B FUND**

Name	Acct. #	Maturity	Yield	Prior Period	Current Balance
* Pooled Cash	42-00-1000		0.05%	\$ 2,136,486	\$ 2,186,359
* Cash MM 2379694	42-00-1010		0.05%	216,085	216,352
* 4B CD 653500	42-00-1013	04/03/27	0.45%	24,460	24,537
* 4B CD 659924	42-00-1014	11/12/26	0.45%	24,270	24,347
* 4B CD 664243	42-00-1015	06/05/26	0.45%	24,366	24,442
* 4B CD 673277	42-00-1016	07/09/26	0.45%	24,380	24,456
* 4B CD 686115	42-00-1017	08/04/26	0.45%	24,389	24,465
* 4B CD 689521	42-00-1018	09/11/26	0.45%	24,373	24,449
* 4B CD 694371	42-00-1019	11/14/26	0.45%	24,372	24,443
* 4B CD 697230	42-00-1020	11/17/26	0.45%	24,443	24,514
* 4B CD 699934	42-00-1021	12/18/26	0.45%	24,211	24,343
* 4B CD 702285	42-00-1022	01/31/27	0.45%	24,007	24,072
* 4B CD 706078	42-00-1023	02/19/27	0.45%	24,048	24,113
* 4B CD 720097	42-00-1024	02/09/27	0.45%	23,929	24,004
* 4B CD 720119	42-00-1025	11/09/26	0.45%	23,808	23,878
<b>TOTAL CASH AND INVESTMENTS</b>				<b>\$ 2,667,627</b>	<b>\$ 2,718,774</b>

\*Restricted Funds

**CITY OF SANGER, TEXAS**  
**CASH AND INVESTMENTS**  
**April 30, 2026**

The Monthly Investment Report is in full compliance with the objectives, restrictions, and strategies as set forth in the City of Sanger's Investment Policy and Texas Government Code 2256.023, the Public Funds Investment Act (PFIA).

The City only invests in Money Market accounts and Certificates of Deposit. Interest is paid monthly on all accounts. Therefore, book value and market value are the same and the City does not have accrued interest on its investments.


**Ethics Disclosure and Conflicts of Interest**

In accordance with the PFIA, investment officers are required to file a disclosure statement with the Texas Ethics Commission and the governing body if:

- a. the officer has a business relationship with a business organization offering to engage in an investment transaction with the City (as defined in 2256.005 (i) (1-3)); or
- b. the officer is related within the second degree by affinity or consanguinity, as determined under Chapter 573 of the Texas Government Code, to an individual seeking to transact investment business with the entity. PFIA 2256.005 (i).



**Clayton Gray**  
Finance Director



**John Noblitt**  
City Manager



**CITY OF SANGER, TEXAS**  
**MONTHLY FINANCIAL AND INVESTMENT REPORT**  
FOR THE MONTH ENDING MAY 31, 2026

PREPARED BY THE FINANCE DEPARTMENT

# TABLE OF CONTENTS

Introduction ..... 3

Financial Report

- General Fund ..... 4
- Enterprise Fund..... 6
- Internal Service Fund ..... 8
- Debt Service Fund ..... 10
- Capital Projects Fund ..... 12
- Enterprise Capital Projects Fund..... 14
- 4A Fund ..... 16
- 4B Fund ..... 18

Cash and Investment Report

- Total Cash and Investments..... 20
- General Fund ..... 22
- Enterprise Fund..... 23
- Debt Service and Capital Projects Funds..... 24
- 4A and 4B Funds ..... 25
- Certification ..... 26

# INTRODUCTION

## COMMENTS

This is the financial report for the period ending May 31, 2026. Revenues and expenditures reflect activity from October 1, 2025, through May 31, 2026 (67% of the fiscal year).

## GENERAL FUND

- The General Fund has collected 816% of projected operating revenues.
- All revenue categories are performing within projections.
- Operating expenditures & encumbrances are 65% of the annual budget
- All expenditure categories are within projections.

## ENTERPRISE FUND

- The Enterprise Fund has collected 59% of projected operating revenues.
- All revenue categories are performing within projections.
- Operating expenditures & encumbrances are 64% of the annual budget.
- All expenditure categories are within projections.

## INTERNAL SERVICE FUND

- The Internal Service Fund has collected 61% of projected transfers from the General and Enterprise Funds.
- All revenue categories are performing within projections.
- Operating expenditures & encumbrances are 66% of the annual budget.
- All expenditure categories are within projections.

This unaudited report is designed for internal use and does not include all the funds and accounts in the City of Sanger's operations. For a complete report, refer to the City of Sanger Annual Financial Report, available at <https://www.sangertexas.org/177/Financial-Transparency>

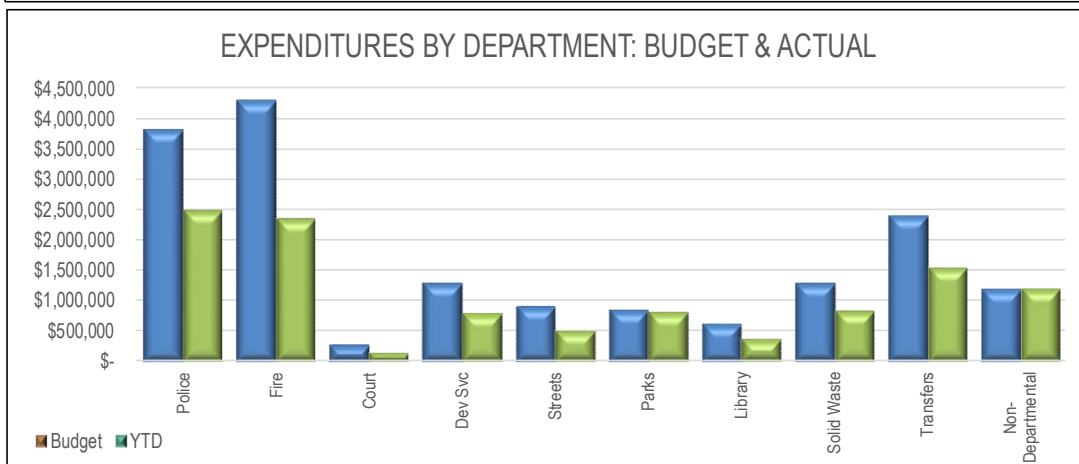
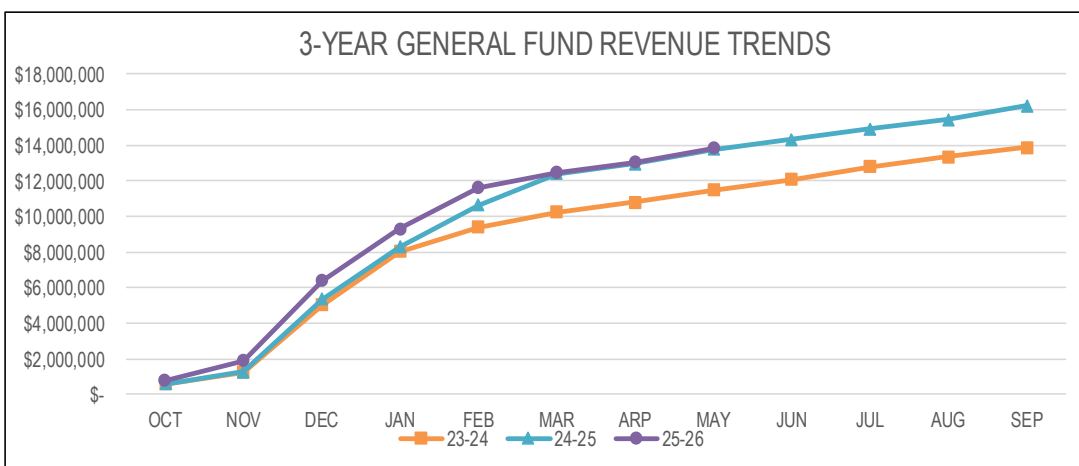
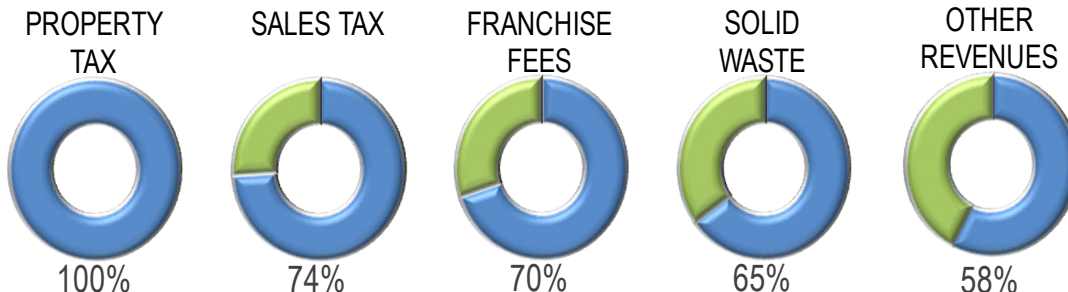
# GENERAL FUND

**CITY OF SANGER, TEXAS**  
**General Fund**  
**Revenue & Expense Report (Unaudited)**  
**May 31, 2026**

	Annual Budget	Year to Date Actual	% of Budget	Budget Balance
<b>Revenues</b>				
Property Taxes	\$ 8,060,661	\$ 8,057,589	100%	\$ 3,072
Sales & Beverage Taxes	1,968,000	1,459,312	74%	508,688
Franchise Fees	1,229,809	860,823	70%	368,986
Solid Waste	1,441,000	940,529	65%	500,471
Licenses & Permits	975,250	1,026,612	105%	(51,362)
Fines & Forfeitures	134,710	114,129	85%	20,581
Department Revenues	1,218,075	967,512	79%	250,563
Interest	500,000	239,268	48%	260,732
Miscellaneous	252,500	112,710	45%	139,790
Transfers	1,295,000	63,333	5%	1,231,667
<b>Total Revenues</b>	<b>\$ 17,075,005</b>	<b>\$ 13,841,817</b>	<b>81%</b>	<b>\$ 3,233,188</b>
<b>Expenditures</b>				
Police	\$ 3,837,546	\$ 2,485,901	65%	\$ 1,351,645
Fire	4,310,023	2,364,066	55%	1,945,957
Municipal Court	291,725	150,793	52%	140,932
Development Services	1,304,600	797,422	61%	507,178
Streets	925,190	520,747	56%	404,443
Parks & Recreation	860,050	813,122	95%	46,928
Library	638,000	380,760	60%	257,240
Solid Waste	1,300,000	843,358	65%	456,642
Transfers	2,407,871	1,554,802	65%	853,069
Non-Departmental	1,200,000	1,200,000	100%	-
<b>Total Expenditures</b>	<b>\$ 17,075,005</b>	<b>\$ 11,110,971</b>	<b>65%</b>	<b>\$ 5,964,034</b>
<b>Revenues Over(Under) Expenditures</b>	<b>\$ -</b>	<b>\$ 2,730,846</b>		<b>\$ (2,730,846)</b>

# GENERAL FUND

<b>YTD REVENUES</b> <b>\$13,841,817</b>	<b>81%</b> <b>OF ANNUAL BUDGET</b>	<b>YTD EXPENDITURES</b> <b>\$11,110,971</b>	<b>65%</b> <b>OF ANNUAL BUDGET</b>
--	---------------------------------------	--	---------------------------------------



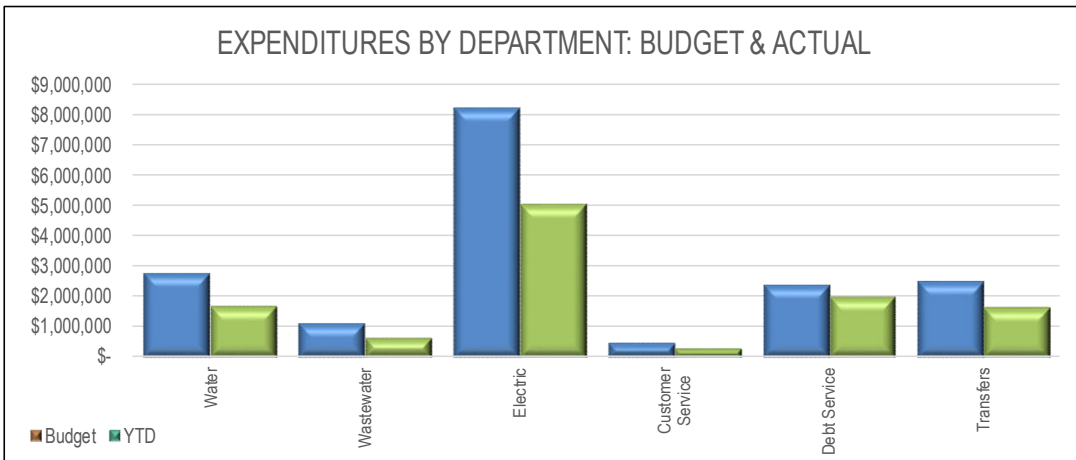
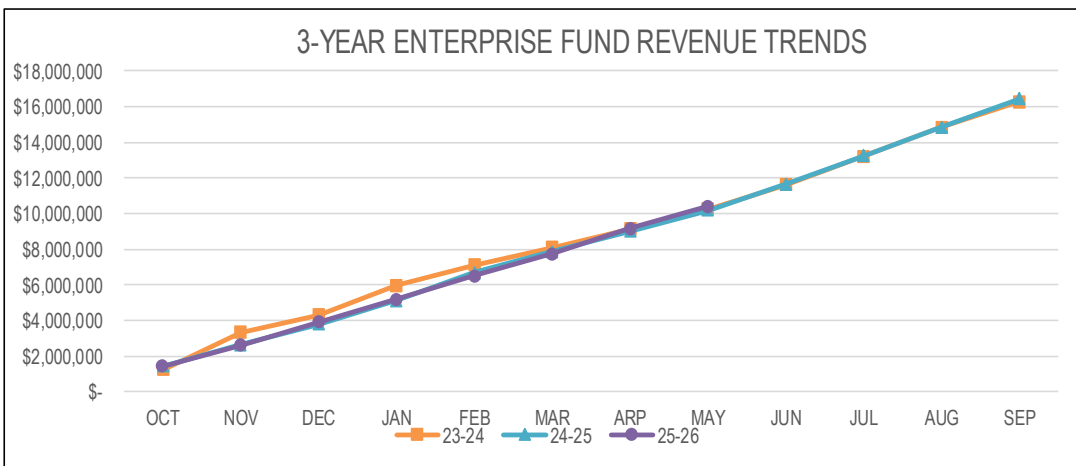
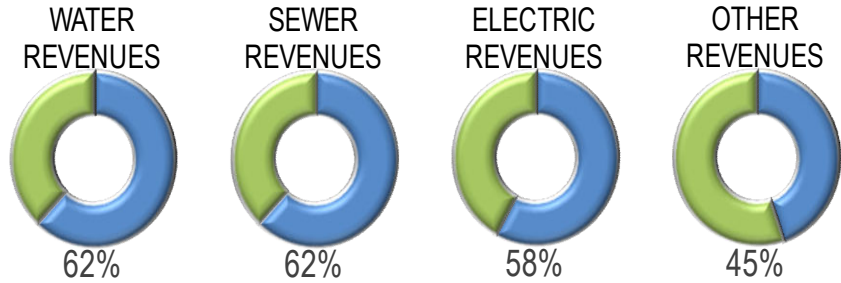
# ENTERPRISE FUND

**CITY OF SANGER, TEXAS**  
**Enterprise Fund**  
**Revenue & Expense Report (Unaudited)**  
**May 31, 2026**

	Annual Budget	Year to Date	% of Budget	Budget Balance
		Actual		
<b>Revenues</b>				
Water	\$ 3,564,849	\$ 2,214,934	62%	\$ 1,349,915
Wastewater	3,516,596	2,183,094	62%	1,333,502
Electric	9,793,739	5,691,585	58%	4,102,154
Penalties & Fees	240,000	153,863	64%	86,137
Interest	250,000	83,071	33%	166,929
Miscellaneous	262,000	99,375	38%	162,625
<b>Total Revenues</b>	<b>\$ 17,627,184</b>	<b>10,425,922</b>	<b>59%</b>	<b>\$ 7,201,262</b>
<b>Expenditures</b>				
Water	\$ 2,792,039	1,698,449	61%	1,093,590
Wastewater	1,122,230	641,667	57%	480,563
Electric	8,260,057	5,021,174	61%	3,238,883
Customer Service	493,600	308,025	62%	185,575
Debt Service	2,422,656	1,981,179	82%	441,477
Transfers	2,536,602	1,626,367	64%	910,235
<b>Total Expenditures</b>	<b>17,627,184</b>	<b>11,276,861</b>	<b>64%</b>	<b>6,350,323</b>
<b>Revenues Over(Under) Expenditures</b>	<b>\$ -</b>	<b>\$ (850,939)</b>		<b>\$ 850,939</b>

# ENTERPRISE FUND

<b>YTD REVENUES</b> <b>\$10,425,922</b>	<b>59%</b> <b>OF ANNUAL BUDGET</b>	<b>YTD EXPENDITURES</b> <b>\$11,276,861</b>	<b>64%</b> <b>OF ANNUAL BUDGET</b>
--	---------------------------------------	--	---------------------------------------



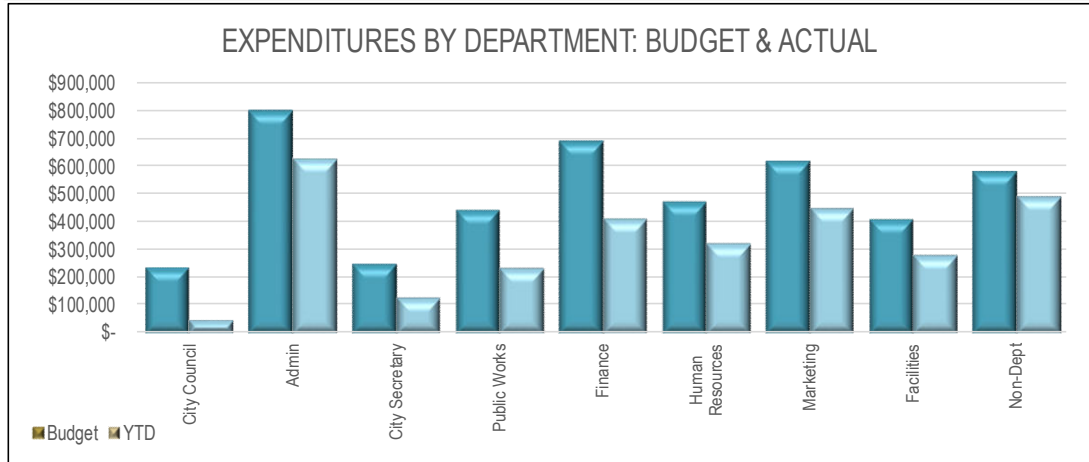
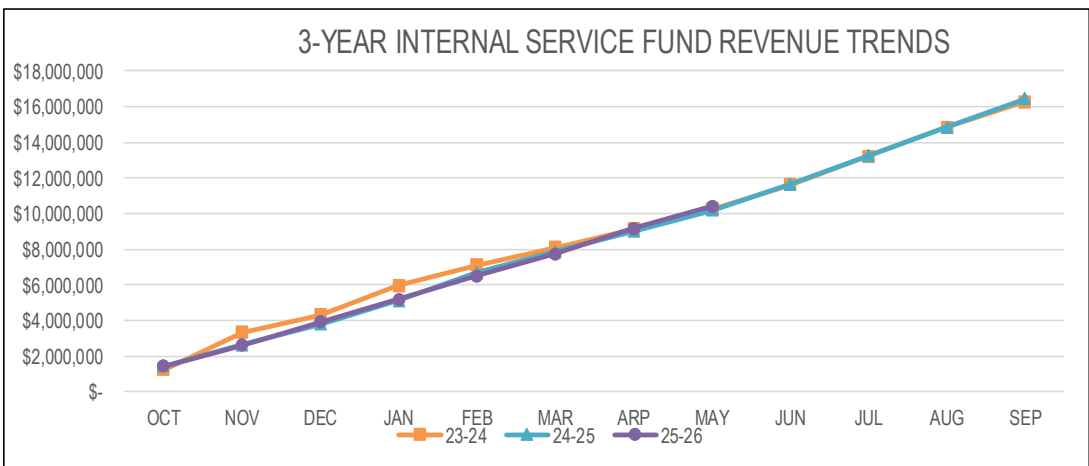
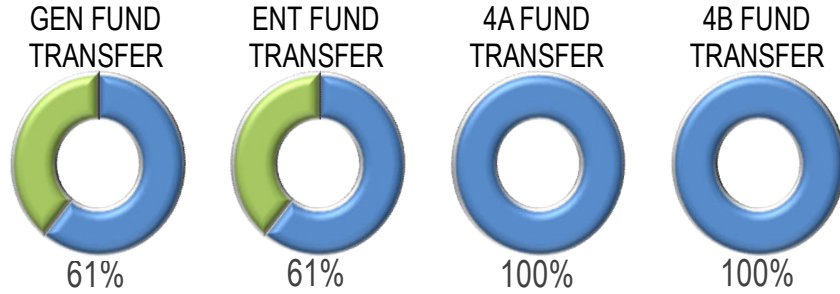
# INTERNAL SERVICE FUND

**CITY OF SANGER, TEXAS**  
**Internal Service Fund**  
**Revenue & Expense Report (Unaudited)**  
**May 31, 2026**

	Annual Budget	Year to Date		Budget Balance
		Actual	% of Budget	
<b>Revenues</b>				
Transfer from Enterprise Fund	\$ 2,254,886	\$ 1,376,319	61%	\$ 878,567
Transfer from General Fund	2,254,887	1,376,319	61%	\$ 878,568
Transfer from 4A	15,000	15,000	100%	\$ -
Transfer from 4B	15,000	15,000	100%	-
<b>Total Revenues</b>	<b>4,539,773</b>	<b>2,782,638</b>	<b>61%</b>	<b>1,757,135</b>
<b>Operating Expenditures</b>				
City Council	\$ 239,850	52,140	22%	\$ 187,710
Administration	804,070	626,283	78%	177,787
City Secretary	253,766	131,998	52%	121,768
Public Works	446,500	237,305	53%	209,195
Finance	696,250	411,932	59%	284,318
Human Resources	476,530	322,551	68%	153,979
Marketing	623,800	450,172	72%	173,628
Facilities	412,400	282,501	69%	129,899
Non-Departmental	586,607	492,926	84%	93,681
<b>Total Expenditures</b>	<b>4,539,773</b>	<b>3,007,808</b>	<b>66%</b>	<b>1,531,965</b>
<b>Revenues Over(Under) Expenditures</b>	<b>\$ -</b>	<b>\$ (225,170)</b>		<b>\$ 225,170</b>

# INTERNAL SERVICE FUND

<b>YTD REVENUES</b> <b>\$2,782,638</b>	<b>61%</b> <b>OF ANNUAL BUDGET</b>	<b>YTD EXPENDITURES</b> <b>\$3,007,808</b>	<b>66%</b> <b>OF ANNUAL BUDGET</b>
---	---------------------------------------	---	---------------------------------------



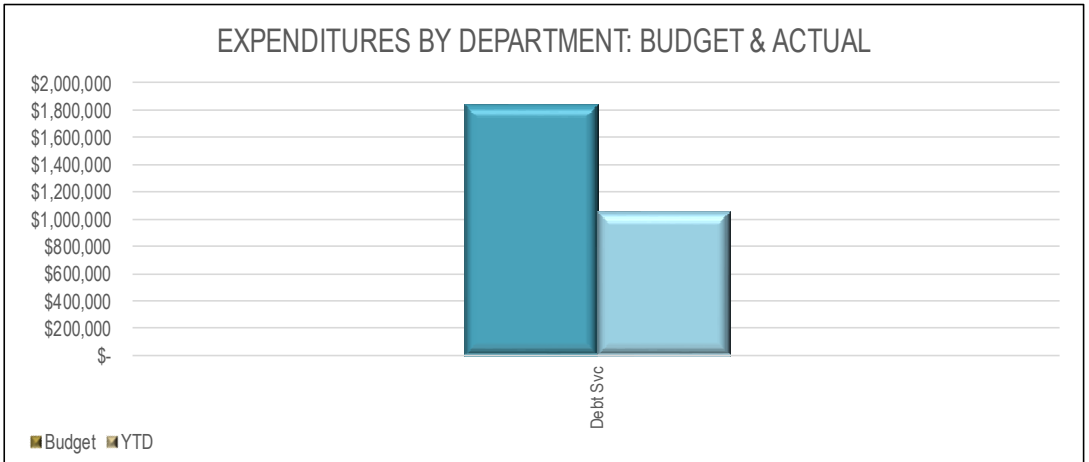
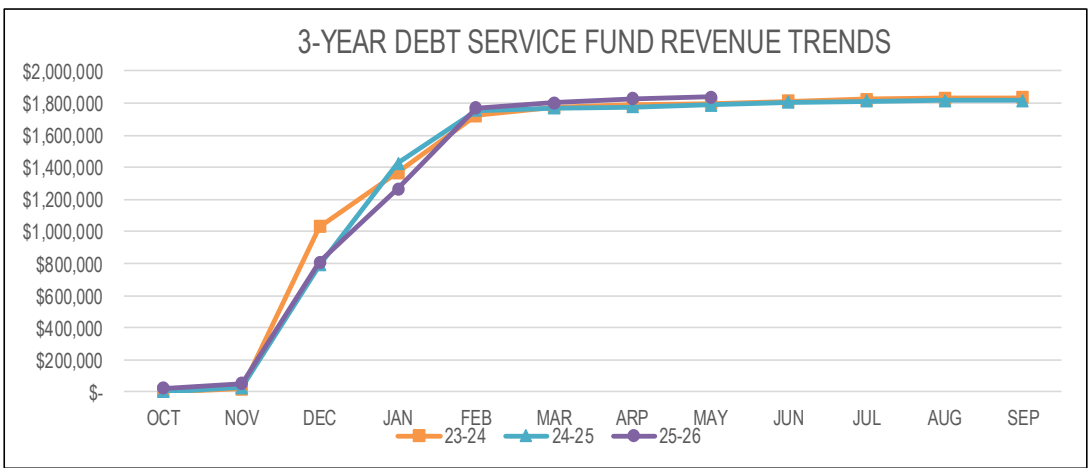
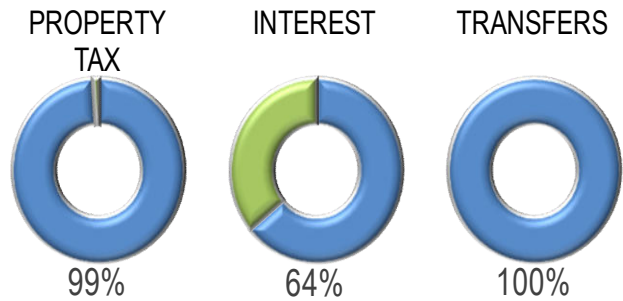
# DEBT SERVICE FUND

**CITY OF SANGER, TEXAS**  
**Debt Service Fund**  
**Revenue & Expense Report (Unaudited)**  
**May 31, 2026**

	Annual Budget	Year to Date Expenditures & Encumbrances	% of Budget	Budget Balance
<b>Revenues</b>				
Property Taxes	\$ 1,663,071	1,650,801	99%	\$ 12,270
Interest	12,000	7,656	64%	4,344
Transfers	180,000	\$ 180,000	100%	-
<b>Total Revenues</b>	<b>\$ 1,855,071</b>	<b>1,838,457</b>	<b>99%</b>	<b>\$ 16,614</b>
<b>Operating Expenditures</b>				
Debt Service	1,853,952	1,062,764	57%	791,188
<b>Total Expenditures</b>	<b>1,853,952</b>	<b>1,062,764</b>	<b>57%</b>	<b>791,188</b>
<b>Revenues Over(Under) Expenditures</b>	<b>\$ 1,119</b>	<b>\$ 775,693</b>		<b>\$ (774,574)</b>

# DEBT SERVICE FUND

<b>YTD REVENUES</b> <b>\$1,838,457</b>	<b>99%</b> <b>OF ANNUAL BUDGET</b>	<b>YTD EXPENDITURES</b> <b>\$1,062,764</b>	<b>57%</b> <b>OF ANNUAL BUDGET</b>
---	---------------------------------------	---	---------------------------------------



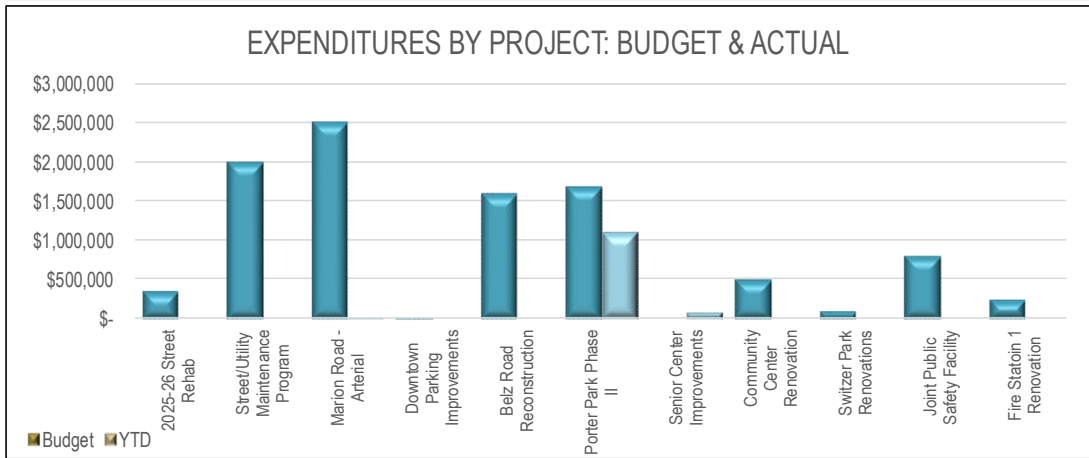
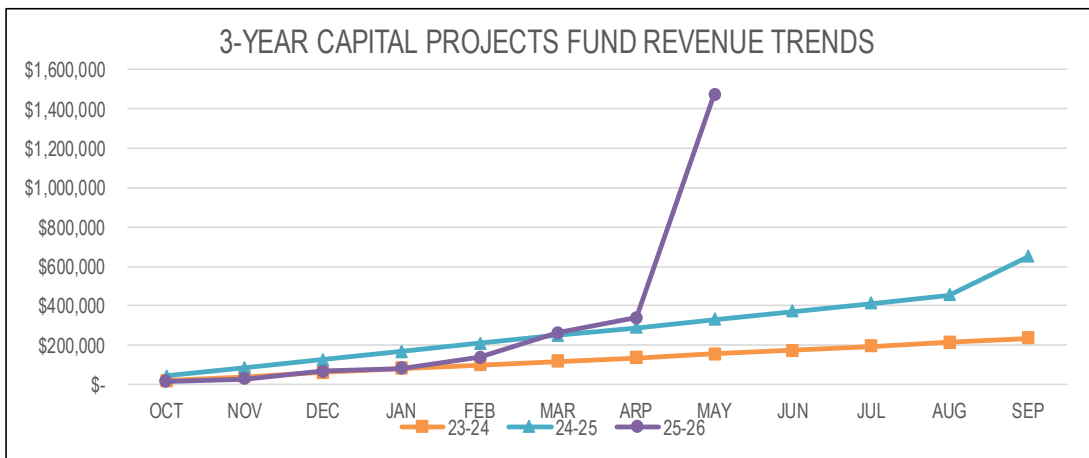
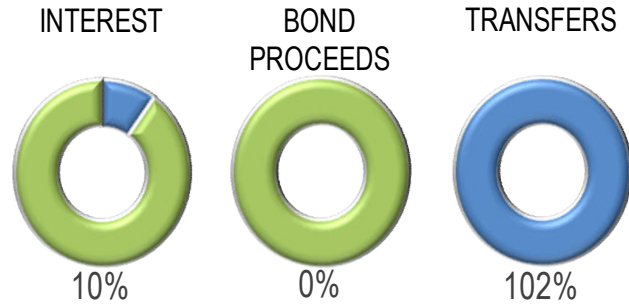
# CAPITAL PROJECTS FUND

**CITY OF SANGER, TEXAS**  
**Capital Projects Fund**  
**Revenue & Expense Report (Unaudited)**  
**May 31, 2026**

	Annual Budget	Year to Date Actual	% of Budget	Budget Balance
<b>Revenues</b>				
Interest	\$ 50,000	\$ 4,959	10%	45,041
Intergovernmental Revenue	\$ -	\$ 210,143	0%	(210,143)
Bond Proceeds	\$ 15,000,000	\$ -	0%	15,000,000
Transfers	1,233,085	1,258,583	102%	(25,498)
<b>Total Revenues</b>	<b>16,283,085</b>	<b>1,473,685</b>	<b>9%</b>	<b>14,809,400</b>
<b>Operating Expenditures</b>				
2025-26 Street Rehab	362,000	-	0%	362,000
Street/Utility Maintenance Program	2,000,000	-	0%	2,000,000
Marion Road - Arterial	2,500,000	3,938	0%	2,496,062
Downtown Parking Improvements	20,000	-	0%	20,000
Belz Road Reconstruction	1,600,000	-	0%	1,600,000
<i>Total Streets Projects</i>	<i>6,482,000</i>	<i>3,938</i>	<i>0%</i>	<i>6,478,062</i>
Porter Park Phase II	1,680,100	1,080,100	64%	600,000
Senior Center Improvements	-	94,613	0%	(94,613)
Community Center Renovation	500,000	-	0%	500,000
Switzer Park Renovations	100,000	-	0%	100,000
<i>Total Parks Projects</i>	<i>2,280,100</i>	<i>1,174,713</i>	<i>52%</i>	<i>1,105,387</i>
Joint Public Safety Facility	800,000	-	0%	800,000
Fire Station 1 Renovation	250,000	-	0%	250,000
<i>Total Nondepartmental Projects</i>	<i>1,050,000</i>	<i>-</i>	<i>0%</i>	<i>1,050,000</i>
<b>Total Expenditures</b>	<b>9,812,100</b>	<b>1,178,651</b>	<b>12%</b>	<b>8,633,449</b>
<b>Revenues Over(Under) Expenditures</b>	<b>\$ 6,470,985</b>	<b>\$ 295,034</b>		<b>\$ 6,175,951</b>

# CAPITAL PROJECTS FUND

<b>YTD REVENUES</b> <b>\$1,473,685</b>	<b>9%</b> <b>OF ANNUAL BUDGET</b>	<b>YTD EXPENDITURES</b> <b>\$1,178,651</b>	<b>12%</b> <b>OF ANNUAL BUDGET</b>
---	--------------------------------------	---	---------------------------------------

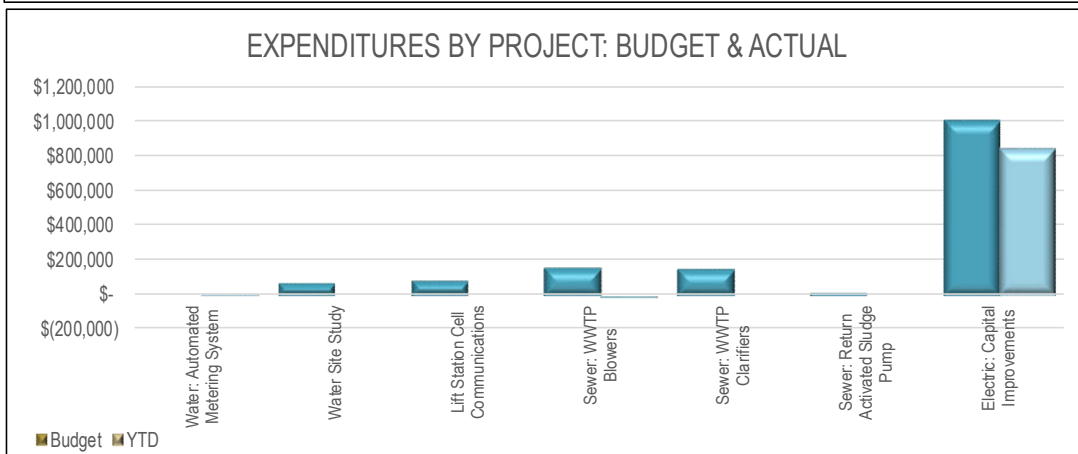
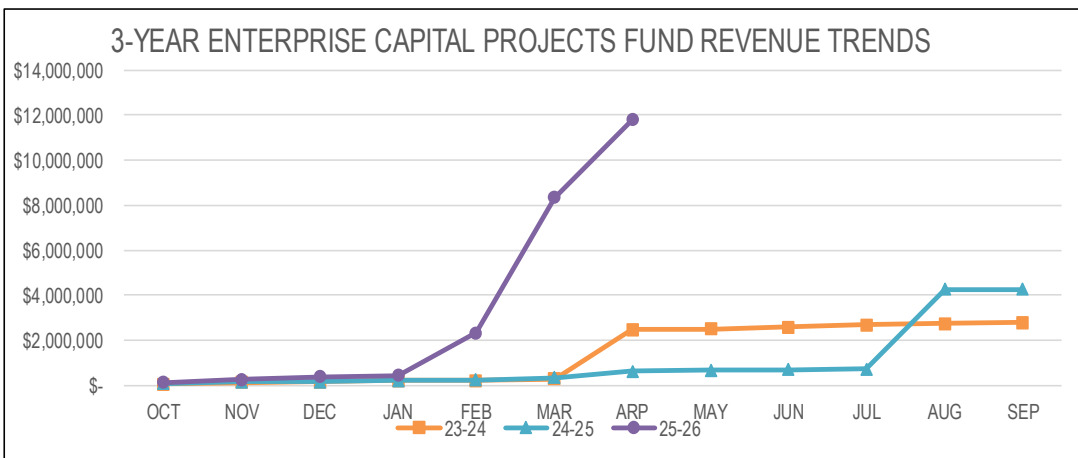
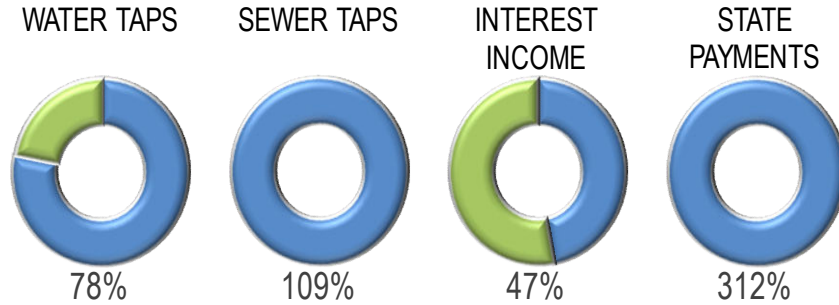


# ENTERPRISE CAPITAL PROJECTS FUND

**CITY OF SANGER, TEXAS**  
**Enterprise Capital Projects Fund**  
**Revenue & Expense Report (Unaudited)**  
**May 31, 2026**

	Annual Budget	Year to Date Actual	% of Budget	Budget Balance
<b>Revenues</b>				
Water Taps	\$ 375,000	\$ 292,159	78%	\$ 82,841
Sewer Taps	375,000	408,800	109%	(33,800)
Interest	200,000	94,306	47%	105,694
State Reimbursements	2,500,000	7,812,467	312%	(5,312,467)
Transfers	186,715	186,715	100%	-
<b>Total Revenues</b>	<b>\$ 3,636,715</b>	<b>8,794,447</b>	<b>242%</b>	<b>\$ (5,157,732)</b>
<b>Operating Expenditures</b>				
Water: Automated Metering System	-	103	0%	(103)
Water Site Study	70,000	-	0%	70,000
Lift Station Cell Communications	83,500	-	0%	83,500
<i>Total Water Projects</i>	<i>153,500</i>	<i>103</i>	<i>0%</i>	<i>153,397</i>
Sewer: WWTP Blowers	160,000	(14,862)	0%	174,862
Sewer: WWTP Clarifiers	150,000	-	0%	150,000
Sewer: Return Activated Sludge Pum	15,760	-	0%	15,760
<i>Total Sewer Projects</i>	<i>325,760</i>	<i>(14,862)</i>	<i>-5%</i>	<i>340,622</i>
Electric: Capital Improvements	1,000,000	838,743	0%	161,257
Electric:I-35 Utility	-	270	0%	(270.00)
<i>Total Electric Projects</i>	<i>1,000,000</i>	<i>839,013</i>	<i>84%</i>	<i>160,987</i>
Riley Property Purchase	-	26,320	0%	(26,320.00)
<i>Total Joint Projects</i>	<i>-</i>	<i>26,320</i>	<i>0%</i>	<i>(26,320)</i>
<b>Total Expenditures</b>	<b>1,479,260</b>	<b>850,574</b>	<b>57%</b>	<b>628,686</b>
<b>Revenues Over(Under) Expenditures</b>	<b>\$ 2,157,455</b>	<b>\$ 7,943,873</b>		<b>\$ (5,786,418)</b>

# ENTERPRISE CAPITAL PROJECTS FUND



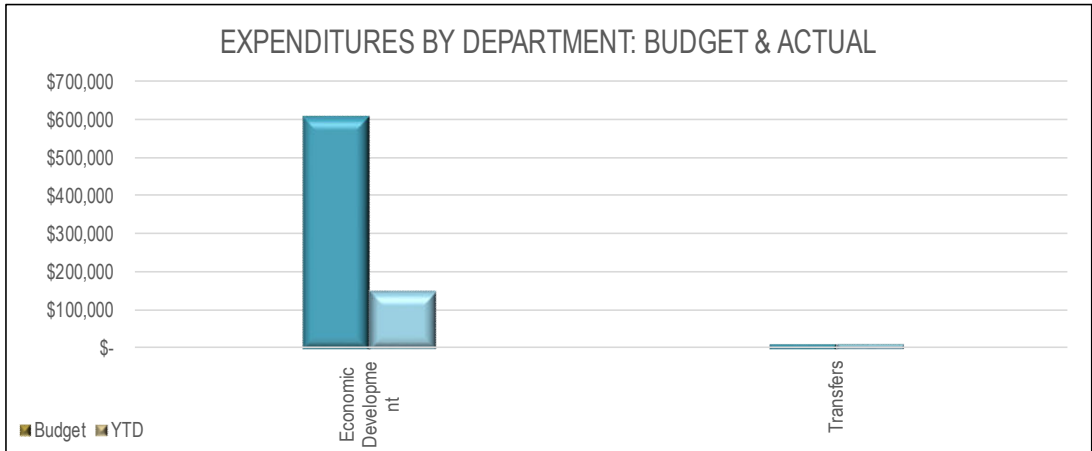
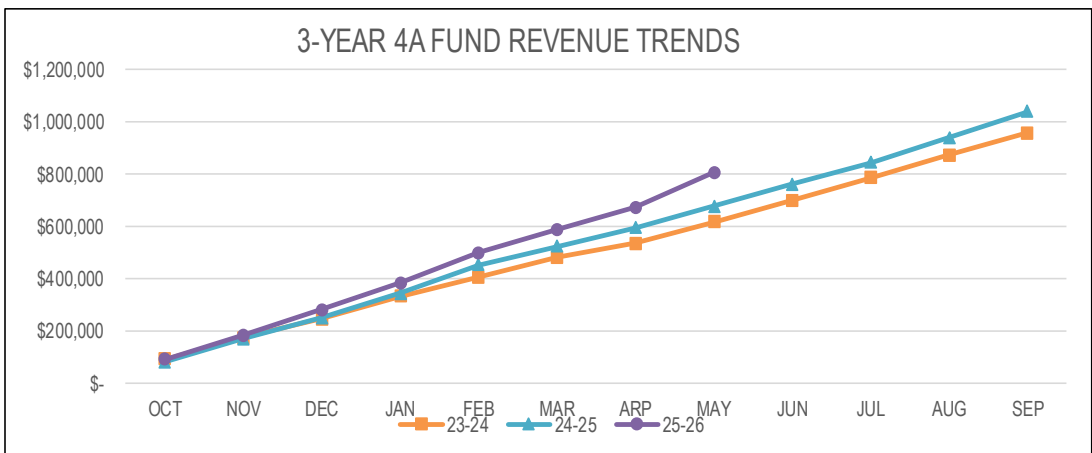
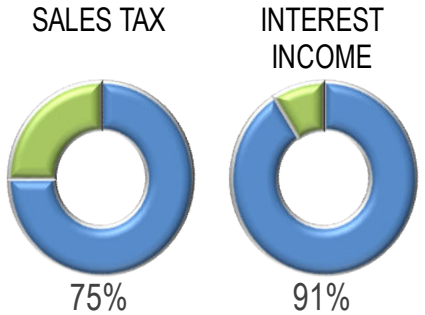
# 4A FUND

**CITY OF SANGER, TEXAS**  
**4A Fund**  
**Revenue & Expense Report (Unaudited)**  
**May 31, 2026**

	Annual Budget	Year to Date		Budget Balance
		Actual	% of Budget	
<b>Revenues</b>				
Sales Tax	\$ 962,500	\$ 720,131	75%	\$ 242,369
Interest	95,000	86,064	91%	8,936
<b>Total Revenues</b>	<b>\$ 1,057,500</b>	<b>806,195</b>	<b>76%</b>	<b>\$ 251,305</b>
<b>Operating Expenditures</b>				
Economic Development	\$ 609,650	\$ 152,030	25%	\$ 457,620
Transfers	15,000	15,000	100%	-
<b>Total Expenditures</b>	<b>624,650</b>	<b>167,030</b>	<b>27%</b>	<b>457,620</b>
<b>Revenues Over(Under) Expenditures</b>	<b>\$ 432,850</b>	<b>\$ 639,165</b>		<b>\$ (206,315)</b>

# 4A FUND

YTD REVENUES <b>\$806,195</b>	<b>76%</b> OF ANNUAL BUDGET	YTD EXPENDITURES <b>\$167,030</b>	<b>27%</b> OF ANNUAL BUDGET
----------------------------------	-----------------------------------	--------------------------------------	-----------------------------------



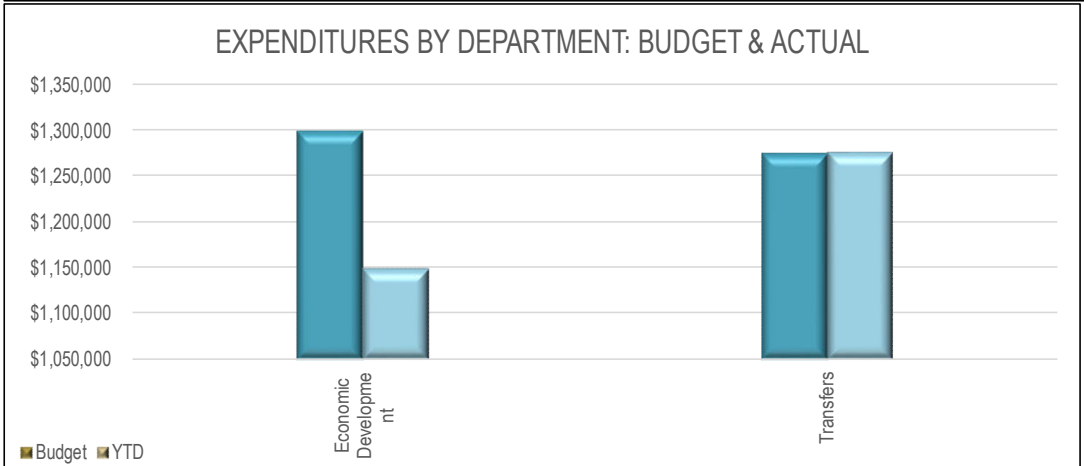
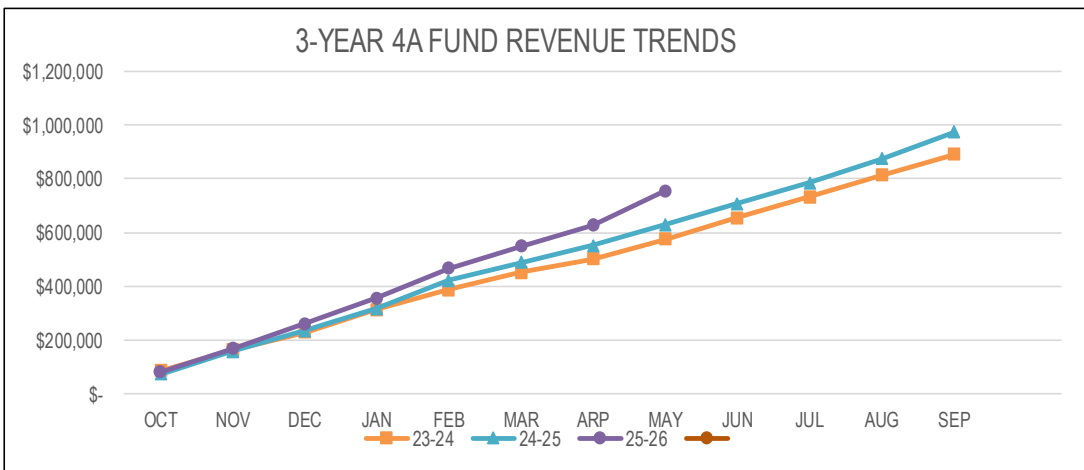
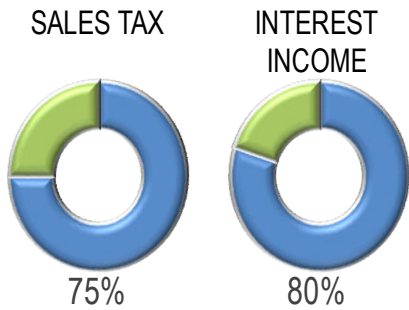
# 4B FUND

**CITY OF SANGER, TEXAS**  
**4B Fund**  
**Revenue & Expense Report (Unaudited)**  
**May 31, 2026**

	Annual Budget	Year to Date		Budget Balance
		Actual	% of Budget	
<b>Revenues</b>				
Sales Tax	\$ 962,500	\$ 720,131	75%	\$ 242,369
Interest	44,000	35,242	80%	8,758
<b>Total Revenues</b>	<b>\$ 1,006,500</b>	<b>755,373</b>	<b>75%</b>	<b>\$ 251,127</b>
<b>Operating Expenditures</b>				
Economic Development	\$ 1,298,400	\$ 1,148,367	88%	\$ 150,033
Transfers	1,275,100	1,275,100	100%	-
<b>Total Expenditures</b>	<b>2,573,500</b>	<b>2,423,467</b>	<b>94%</b>	<b>150,033</b>
<b>Revenues Over(Under) Expenditures</b>	<b>\$ (1,567,000)</b>	<b>\$ (1,668,094)</b>		<b>\$ 101,094</b>

# 4B FUND

<b>YTD REVENUES</b> <b>\$755,373</b>	<b>75%</b> <b>OF ANNUAL BUDGET</b>	<b>YTD EXPENDITURES</b> <b>\$2,423,467</b>	<b>94%</b> <b>OF ANNUAL BUDGET</b>
---	---------------------------------------	---	---------------------------------------

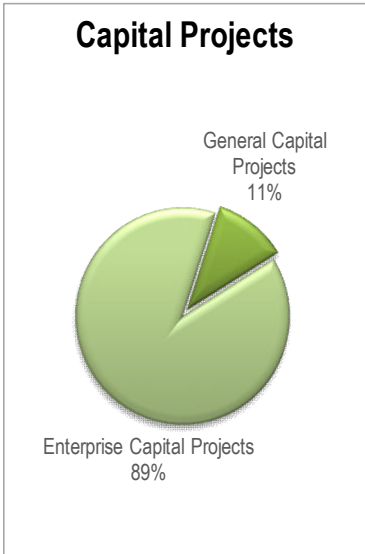
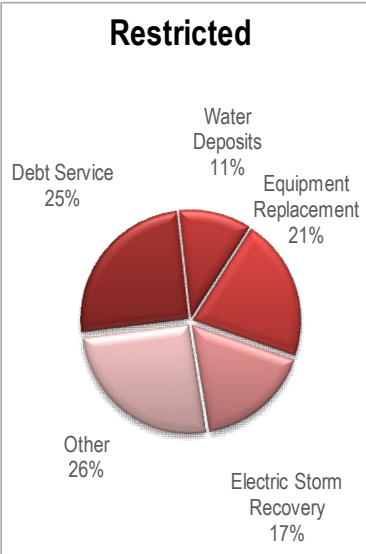
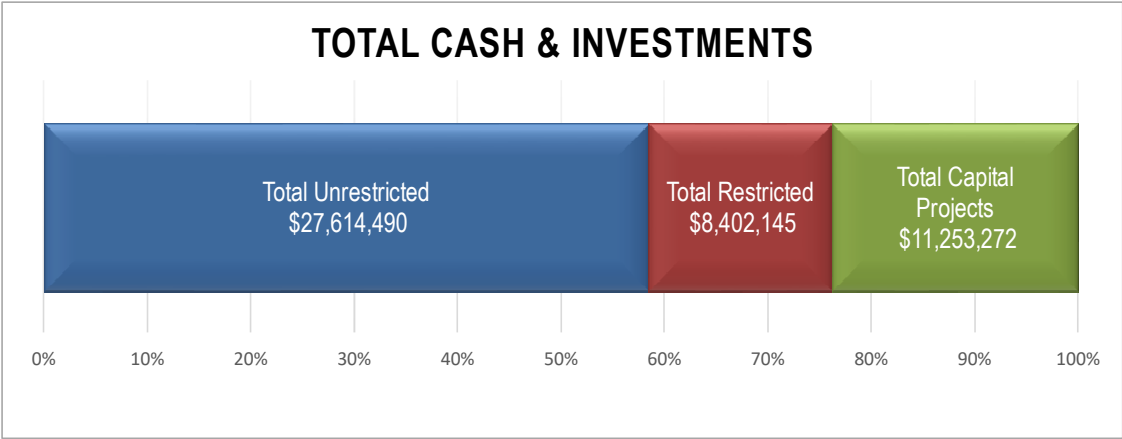


# CASH AND INVESTMENTS REPORT

**CITY OF SANGER, TEXAS**  
**TOTAL CASH AND INVESTMENTS**  
**May 31, 2026**

Name	General	Enterprise	Debt Service	Capital Projects	Total
<b>UNRESTRICTED</b>					
Cash for Operations	\$ 21,034,846	\$ 4,279,777	\$ -	\$ -	\$ 25,314,623
Contingency Reserves for Operations	1,153,856	1,146,011	-	-	2,299,867
<b>TOTAL UNRESTRICTED</b>	<b>\$ 22,188,702</b>	<b>\$ 5,425,788</b>	<b>\$ -</b>	<b>\$ -</b>	<b>\$ 27,614,490</b>
<b>RESTRICTED</b>					
Debt Service	\$ -	\$ 358,192	\$ 1,083,377	\$ -	\$ 1,441,569
Water Deposits	-	620,881	-	-	620,881
Equipment Replacement	1,045,555	167,762	-	-	1,213,317
Electric Storm Recovery	-	979,230	-	-	979,230
Hotel Occupancy Tax	444,529	-	-	-	444,529
Grant Funds	181,673	-	-	-	181,673
Keep Sanger Beautiful (KSB)	5,884	-	-	-	5,884
Library	107,072	-	-	-	107,072
Parkland Dedication	119,472	-	-	-	119,472
Roadway Impact	3,051,608	-	-	-	3,051,608
Court Security	21,751	-	-	-	21,751
Court Security/Tech Fund	5,614	-	-	-	5,614
Youth Diversion Fund	22,948	-	-	-	22,948
Child Safety Fee	111,419	-	-	-	111,419
Forfeited Property	4,887	-	-	-	4,887
Donations	70,291	-	-	-	70,291
<b>TOTAL RESTRICTED</b>	<b>\$ 5,192,703</b>	<b>\$ 2,126,065</b>	<b>\$ 1,083,377</b>	<b>\$ -</b>	<b>\$ 8,402,145</b>
<b>CAPITAL PROJECTS</b>					
General Capital Projects	\$ -	\$ -	\$ -	\$ 1,255,166	\$ 1,255,166
Enterprise Capital Projects	-	-	-	9,998,106	9,998,106
<b>TOTAL CAPITAL PROJECTS</b>	<b>\$ -</b>	<b>\$ -</b>	<b>\$ -</b>	<b>\$ 11,253,272</b>	<b>\$ 11,253,272</b>
<b>TOTAL CASH AND INVESTMENTS</b>	<b>\$ 27,381,405</b>	<b>\$ 7,551,853</b>	<b>\$ 1,083,377</b>	<b>\$ 11,253,272</b>	<b>\$ 47,269,907</b>

*These totals do not include the 4A Corporation and 4B Corporation, which are presented on page 25.*



**GENERAL FUND**  
**CASH AND INVESTMENTS**  
**May 31, 2026**

Name	Acct. #	Maturity	Yield	Prior Period	Current Balance
Pooled Cash	001-00-1000		0.05%	\$ 21,318,378	\$ 20,756,044
Employee Benefits Cash	110-00-1000		0.20%	6,295	-
Employee Benefits MM	110-00-1010		0.20%	64,429	64,442
Internal Service Fund	180-00-1000		0.05%	214,009	214,360
<b>OPERATING ACCOUNTS</b>				<b>\$ 21,603,111</b>	<b>\$ 21,034,846</b>
GF Contingency Reserve MM 2487969	001-00-1031		0.20%	\$ 671,188	\$ 672,157
GF Contingency Reserve CD Prosperity	001-00-1039	04/26/27	0.55%	241,999	241,999
GF Contingency Reserve CD 674907	001-00-1043	07/13/26	0.45%	238,975	239,700
<b>CONTINGENCY RESERVE</b>				<b>\$ 1,152,162</b>	<b>\$ 1,153,856</b>
* GF Equipment Replacement MM 2376237	001-00-1032		0.20%	\$ 216,046	\$ 216,746
* GF Equipment Replacement CD 719706	001-00-1033	07/06/26	0.45%	71,815	72,033
* General Storm Recovery Pooled Cash	201-00-1000		0.05%	755,802	756,776
<b>EQUIPMENT REPLACEMENT RESERVES</b>				<b>\$ 1,043,663</b>	<b>\$ 1,045,555</b>
* Hotel Occupancy Tax	050-00-1000			\$ 467,474	\$ 444,529
* Police Grant Fund	320-00-1000			5,084	5,091
* Fire Grant Fund	324-00-1000			175,433	175,659
* Library Grant Fund	342-00-1000			922	923
* Beautification Board - KSB	432-00-1000			5,877	5,884
* Library Restricted for Building Expansion	442-00-1000			49,141	49,205
* Library Building Expansion CD 702994	442-00-1035	01/22/27	0.45%	57,715	57,867
* Parkland Dedication Fund	450-00-1000			119,319	119,472
* Roadway Impact Fee Fund	451-00-1000			2,881,103	3,051,608
* Court Security Restricted Fund	470-00-1000			21,803	21,751
* Youth Diversion Fund	472-00-1000			22,627	22,948
* Court Security/Tech Fund	473-00-1000			5,088	5,614
* Child Safety Fee Fund	475-00-1000			111,276	111,419
* Forfeited Property Fund	480-00-1000			4,881	4,887
* Police Donations	620-00-1000			345	345
* Fire Donations	624-00-1000			25,468	25,501
* Banner Account for Parks	632-00-1000			26,822	26,856
* Library Donations	642-00-1000			17,466	17,589
<b>OTHER</b>				<b>\$ 3,997,844</b>	<b>\$ 4,147,148</b>
<b>TOTAL CASH AND INVESTMENTS</b>				<b>\$ 27,796,780</b>	<b>\$ 27,381,405</b>
<b>TOTAL UNRESTRICTED</b>				<b>\$ 22,755,273</b>	<b>\$ 22,188,702</b>

\*Restricted Funds

**ENTERPRISE FUND  
CASH AND INVESTMENTS  
May 31, 2026**

Name	Acct. #	Maturity	Yield	Prior Period	Current Balance
Pooled Cash	008-00-1000		0.05%	\$ 4,455,159	\$ 4,279,777
<b>OPERATING ACCOUNTS</b>				<b>\$ 4,455,159</b>	<b>\$ 4,279,777</b>
* Pooled Cash	008-00-1000		0.05%	\$ 317,589	\$ 319,915
* Water Deposit CD 2375850	008-00-1041	01/03/27	0.45%	300,966	300,966
<b>WATER DEPOSIT REFUND ACCOUNTS</b>				<b>\$ 618,555</b>	<b>\$ 620,881</b>
* Combined EF Debt Service MM 2376113	008-00-1039		0.20%	357,736	358,192
<b>BOND FUNDS</b>				<b>\$ 357,736</b>	<b>\$ 358,192</b>
EF Contingency Reserve MM 2809753	008-00-1012		0.20%	\$ 669,529	\$ 670,496
EF Contingency Reserve CD 787860	008-00-1014	02/14/27	0.45%	357,736	355,840
EF Reserve CD 642541	008-00-1040	09/25/26	0.45%	119,361	119,675
<b>CONTINGENCY RESERVES</b>				<b>\$ 1,146,626</b>	<b>\$ 1,146,011</b>
* EF Storm Recovery MM	208-00-1033		0.20%	\$ 977,818	\$ 979,230
* EF Equipment Replacement MM 2376202	008-00-1034		0.20%	167,193	167,762
<b>OTHER</b>				<b>\$ 1,157,474</b>	<b>\$ 1,146,992</b>
<b>TOTAL CASH AND INVESTMENTS</b>				<b>\$ 7,735,550</b>	<b>\$ 7,551,853</b>
<b>TOTAL UNRESTRICTED</b>				<b>\$ 5,601,785</b>	<b>\$ 5,425,788</b>

\*Restricted Funds

**DEBT SERVICE & CAPITAL PROJECTS  
CASH AND INVESTMENTS  
May 31, 2026**

**DEBT SERVICE FUND**

Name	Acct. #	Maturity	Yield	Prior Period	Current Balance
* Pooled Cash	003-00-1000		0.05%	\$ 1,006,841	\$ 1,018,078
* DSF Money Market 2376105	003-00-1010		0.20%	65,216	65,299
<b>TOTAL RESTRICTED</b>				<b>\$ 1,072,057</b>	<b>\$ 1,083,377</b>

**GENERAL CAPITAL PROJECTS FUND**

Name	Acct. #	Maturity	Yield	Prior Period	Current
* Pooled Cash	004-00-1000		0.05%	\$ 51,420	\$ 1,127,383
* 2023C Tax Bond Proceeds	004-00-1014		0.05%	127,621	127,783
<b>TOTAL RESTRICTED</b>				<b>\$ 179,041</b>	<b>\$ 1,255,166</b>

**ENTERPRISE CAPITAL PROJECTS FUND**

Name	Acct. #	Maturity	Yield	Prior Period	Current Balance
* Pooled Cash	840-00-1000		0.05%	\$ 4,828,593	\$ 4,806,395
* 2023B Bond Proceeds	840-00-1014		0.20%	1,124,012	1,125,444
* Sewer Capital Improvements MM-10% Rev	840-00-1020		0.20%	1,525,251	1,527,453
* Water Capital Reserve MM 2376156 Tap Fees	840-00-1037		0.20%	628,157	712,175
* Sewer Capital Reserve MM 2380226 Tap Fees	840-00-1038		0.20%	1,709,448	1,826,639
<b>TOTAL RESTRICTED</b>				<b>\$ 9,815,461</b>	<b>\$ 9,998,106</b>

\*Restricted Funds

**4A & 4B FUNDS  
CASH AND INVESTMENTS  
May 31, 2026**

**General**

Name	Acct. #	Maturity	Yield	Prior Period	Current Balance
* Pooled Cash	41-00-1000		0.05%	\$ 4,297,061	\$ 4,398,734
* Cash NOW 900020693 Prosperity	41-00-1010		0.05%	333,859	333,901
* 4A MM 902551273 Prosperity	41-00-1012		0.20%	2,168,149	2,172,960
* Sanger TX Ind Corp CD 486639	41-00-1013	11/02/26	0.25%	104,555	104,814
<b>TOTAL CASH AND INVESTMENTS</b>				<b>\$ 6,903,624</b>	<b>\$ 7,010,409</b>

**4B FUND**

Name	Acct. #	Maturity	Yield	Prior Period	Current Balance
* Pooled Cash	42-00-1000		0.05%	\$ 2,186,359	\$ 1,206,963
* Cash MM 2379694	42-00-1010		0.05%	216,352	216,627
* 4B CD 653500	42-00-1013	04/03/27	0.45%	24,537	24,602
* 4B CD 659924	42-00-1014	11/12/26	0.45%	24,347	24,420
* 4B CD 664243	42-00-1015	06/05/26	0.45%	24,442	24,516
* 4B CD 673277	42-00-1016	07/09/26	0.45%	24,456	24,532
* 4B CD 686115	42-00-1017	08/04/26	0.45%	24,465	24,539
* 4B CD 689521	42-00-1018	09/11/26	0.45%	24,449	24,523
* 4B CD 694371	42-00-1019	11/14/26	0.45%	24,443	24,512
* 4B CD 697230	42-00-1020	11/17/26	0.45%	24,514	24,583
* 4B CD 699934	42-00-1021	12/18/26	0.45%	24,343	24,407
* 4B CD 702285	42-00-1022	01/31/27	0.45%	24,072	24,135
* 4B CD 706078	42-00-1023	02/19/27	0.45%	24,113	24,176
* 4B CD 720097	42-00-1024	02/09/27	0.45%	24,004	24,067
* 4B CD 720119	42-00-1025	11/09/26	0.45%	23,878	23,945
<b>TOTAL CASH AND INVESTMENTS</b>				<b>\$ 2,718,774</b>	<b>\$ 1,740,547</b>

\*Restricted Funds

**CITY OF SANGER, TEXAS  
CASH AND INVESTMENTS  
May 31, 2026**

The Monthly Investment Report is in full compliance with the objectives, restrictions, and strategies as set forth in the City of Sanger's Investment Policy and Texas Government Code 2256.023, the Public Funds Investment Act (PFIA).

The City only invests in Money Market accounts and Certificates of Deposit. Interest is paid monthly on all accounts. Therefore, book value and market value are the same and the City does not have accrued interest on its investments.


**Ethics Disclosure and Conflicts of Interest**

In accordance with the PFIA, investment officers are required to file a disclosure statement with the Texas Ethics Commission and the governing body if:

- a. the officer has a business relationship with a business organization offering to engage in an investment transaction with the City (as defined in 2256.005 (i) (1-3)); or
- b. the officer is related within the second degree by affinity or consanguinity, as determined under Chapter 573 of the Texas Government Code, to an individual seeking to transact investment business with the entity. PFIA 2256.005 (i).



**Clayton Gray**  
Finance Director



**John Noblitt**  
City Manager

Item 7.

VENDOR I.D.	NAME	STATUS	CHECK DATE	INVOICE AMOUNT	DISCOUNT	CHECK NO	CHECK STATUS	CHECK AMOUNT
	C-CHECK		VOID CHECK	V	4/01/2026			089831
	C-CHECK		VOID CHECK	V	4/01/2026			089846
	C-CHECK		VOID CHECK	V	4/01/2026			089847
	C-CHECK		VOID CHECK	V	4/08/2026			089869
	C-CHECK		VOID CHECK	V	4/14/2026			089918
00600			CITY OF SANGER					
	C-CHECK	UNPOST	CITY OF SANGER	V	4/22/2026			089942 34,948.85CR
00600			CITY OF SANGER					
	M-CHECK	UNPOST	CITY OF SANGER	V	4/24/2026			089942

* * T O T A L S * *	NO	INVOICE AMOUNT	DISCOUNTS	CHECK AMOUNT
REGULAR CHECKS:	0	0.00	0.00	0.00
HAND CHECKS:	0	0.00	0.00	0.00
DRAFTS:	0	0.00	0.00	0.00
EFT:	0	0.00	0.00	0.00
NON CHECKS:	0	0.00	0.00	0.00
VOID CHECKS:	6	VOID DEBITS 0.00		
		VOID CREDITS 34,948.85CR	34,948.85CR	0.00

TOTAL ERRORS: 0

VENDOR SET: 99 BANK: *	TOTALS:	NO	INVOICE AMOUNT	DISCOUNTS	CHECK AMOUNT
		6	34,948.85CR	0.00	0.00
BANK: *	TOTALS:	6	34,948.85CR	0.00	0.00

Item 7.

VENDOR I.D.	NAME	STATUS	CHECK DATE	INVOICE AMOUNT	DISCOUNT	CHECK NO	CHECK STATUS	CHECK AMOUNT
33210	DEARBORN LIFE INSURANCE COMPAN							
I-04.01.26-04.30.26	VISION/LIFE/ADD/VOL APR 26	R	4/01/2026	4,669.35		000870		4,669.35
33210	DEARBORN LIFE INSURANCE COMPAN							
I-05.01.26-05.31.26	VISION/LIFE/ADD/VOL MAY 2026	R	4/22/2026	4,832.17		000871		4,832.17
10610	LEADERSLIFE INS. COMPANY							
I-173883	LEADERSLIFE INS MAR 2026	R	4/22/2026	69.33		000872		
I-175133	LEADERSLIFE INS APR 2026	R	4/22/2026	69.33		000872		138.66

* * T O T A L S * *	NO	INVOICE AMOUNT	DISCOUNTS	CHECK AMOUNT
REGULAR CHECKS:	3	9,640.18	0.00	9,640.18
HAND CHECKS:	0	0.00	0.00	0.00
DRAFTS:	0	0.00	0.00	0.00
EFT:	0	0.00	0.00	0.00
NON CHECKS:	0	0.00	0.00	0.00
VOID CHECKS:	0	VOID DEBITS 0.00		
		VOID CREDITS 0.00	0.00	0.00

TOTAL ERRORS: 0

VENDOR SET: 99 BANK: EMP B	TOTALS:	NO	INVOICE AMOUNT	DISCOUNTS	CHECK AMOUNT
		3	9,640.18	0.00	9,640.18
BANK: EMP B	TOTALS:	3	9,640.18	0.00	9,640.18

Item 7.

VENDOR I.D.	NAME	STATUS	CHECK DATE	INVOICE AMOUNT	DISCOUNT	CHECK NO	CHECK STATUS	CHECK AMOUNT
14210	OFFICE OF THE ATTORNEY GENERAL							
I-CRWPY 04.02.26	CHILD SUPPORT AG#0013904686	D	4/02/2026	192.46		001029		
I-CS1PY 04.02.26	CHILD SUPPORT #0013869700	D	4/02/2026	486.92		001029		
I-CSRYPY 04.02.26	CHILD SUPPORT #0013806050	D	4/02/2026	276.92		001029		956.30
22640	INTERNAL REVENUE SERVICE							
I-T1 PY 04.02.26	FEDERAL W/H	D	4/02/2026	26,901.34		001030		
I-T3 PY 04.02.26	FICA PAYABLE	D	4/02/2026	37,950.42		001030		
I-T4 PY 04.02.26	FICA PAYABLE	D	4/02/2026	8,875.44		001030		73,727.20
42180	RAMP BUSINESS CORPORATION							
I-MAR 2026	RAMP MAR 2026	D	4/01/2026	29,295.87		001031		29,295.87
00100	TMRS							
I-RETPY 03.06.26	TMRS	D	4/08/2026	69,017.15		001032		
I-RETPY 03.20.26	TMRS	D	4/08/2026	63,889.42		001032		132,906.57
14210	OFFICE OF THE ATTORNEY GENERAL							
I-CRWPY 04.17.26	CHILD SUPPORT AG#0013904686	D	4/17/2026	192.46		001033		
I-CS1PY 04.17.26	CHILD SUPPORT #0013869700	D	4/17/2026	486.92		001033		
I-CSRYPY 04.17.26	CHILD SUPPORT #0013806050	D	4/17/2026	276.92		001033		956.30
22640	INTERNAL REVENUE SERVICE							
I-T1 PY 04.17.26	FEDERAL W/H	D	4/17/2026	28,710.64		001034		
I-T3 PY 04.17.26	FICA PAYABLE	D	4/17/2026	39,044.82		001034		
I-T4 PY 04.17.26	FICA PAYABLE	D	4/17/2026	9,131.38		001034		76,886.84
26320	TRUST-CITY OF SANGER EMPLOYEE							
I-DC1PY 04.02.26	HEALTH INA	D	4/22/2026	1,151.20		001035		
I-DC1PY 04.17.26	HEALTH INA	D	4/22/2026	1,151.20		001035		
I-DE1PY 04.02.26	DENTAL INS	D	4/22/2026	1,326.08		001035		
I-DE1PY 04.17.26	DENTAL INS	D	4/22/2026	1,368.74		001035		
I-DF1PY 04.02.26	HEALTH INS	D	4/22/2026	1,335.15		001035		
I-DF1PY 04.17.26	HEALTH INS	D	4/22/2026	1,335.15		001035		
I-DS1PY 04.02.26	HEALTH INS	D	4/22/2026	378.80		001035		
I-DS1PY 04.17.26	HEALTH INS	D	4/22/2026	378.80		001035		
I-GL1PY 04.02.26	GROUP LIFE \$25K	D	4/22/2026	396.43		001035		
I-GL1PY 04.17.26	GROUP LIFE \$25K	D	4/22/2026	400.17		001035		
I-HC3PY 04.02.26	HEALTH INS	D	4/22/2026	6,726.10		001035		
I-HC3PY 04.17.26	HEALTH INS	D	4/22/2026	6,726.10		001035		
I-HC5PY 04.02.26	HEALTH INS	D	4/22/2026	3,348.84		001035		
I-HC5PY 04.17.26	HEALTH INS	D	4/22/2026	3,348.84		001035		
I-HE3PY 04.02.26	HEALTH IN	D	4/22/2026	15,372.84		001035		
I-HE3PY 04.17.26	HEALTH IN	D	4/22/2026	15,372.84		001035		
I-HE5PY 04.02.26	HEALTH INS	D	4/22/2026	8,808.17		001035		
I-HE5PY 04.17.26	HEALTH INS	D	4/22/2026	9,415.63		001035		
I-HF1PY 04.02.26	HEALTH IN	D	4/22/2026	8.76		001035		
I-HF1PY 04.17.26	HEALTH IN	D	4/22/2026	8.76		001035		

Item 7.

VENDOR I.D.	NAME	STATUS	CHECK DATE	INVOICE AMOUNT	DISCOUNT	CHECK NO	CHECK STATUS	CHECK AMOUNT
I-HF3PY 04.02.26	HEALTH INS	D	4/22/2026	5,671.90		001035		
I-HF3PY 04.17.26	HEALTH INS	D	4/22/2026	5,671.90		001035		
I-HF5PY 04.02.26	HEALTH INS	D	4/22/2026	1,882.66		001035		
I-HF5PY 04.17.26	HEALTH INS	D	4/22/2026	1,882.66		001035		
I-HS PY 04.02.26	HEALTH INS	D	4/22/2026	47.35		001035		
I-HS PY 04.17.26	HEALTH INS	D	4/22/2026	47.35		001035		
I-HS2PY 04.02.26	HEALTH INS	D	4/22/2026	827.72		001035		
I-HS2PY 04.17.26	HEALTH INS	D	4/22/2026	827.72		001035		
I-HS3PY 04.02.26	HEALTH INS	D	4/22/2026	4,138.60		001035		
I-HS3PY 04.17.26	HEALTH INS	D	4/22/2026	4,138.60		001035		
I-LLIPY 04.02.26	LIFE INSURANCE	D	4/22/2026	34.67		001035		
I-LLIPY 04.17.26	LIFE INSURANCE	D	4/22/2026	34.67		001035		
I-SUPPY 04.02.26	SUPPLEMENTAL ANCILLARY	D	4/22/2026	674.00		001035		
I-SUPPY 04.17.26	SUPPLEMENTAL ANCILLARY	D	4/22/2026	689.96		001035		
I-VC1PY 04.02.26	HEALTH INS	D	4/22/2026	101.53		001035		
I-VC1PY 04.17.26	HEALTH INS	D	4/22/2026	101.53		001035		
I-VE1PY 04.02.26	VISION INS	D	4/22/2026	221.28		001035		
I-VE1PY 04.17.26	VISION INS	D	4/22/2026	216.67		001035		
I-VF1PY 04.02.26	HEALTH INS	D	4/22/2026	216.96		001035		
I-VF1PY 04.17.26	HEALTH INS	D	4/22/2026	216.96		001035		
I-VLIPY 04.02.26	EMPLOYEE VOLUNTARY LIFE	D	4/22/2026	782.27		001035		
I-VLIPY 04.17.26	EMPLOYEE VOLUNTARY LIFE	D	4/22/2026	783.42		001035		
I-VS1PY 04.02.26	HEALTH INS	D	4/22/2026	70.08		001035		
I-VS1PY 04.17.26	HEALTH INS	D	4/22/2026	70.08		001035		107,709.14
00600	CITY OF SANGER							
I-APR 26	COS UB 02/20/26 - 03/23/26	D	4/29/2026	34,948.85		001038		34,948.85
02580	TEXAS WORKFORCE COMMISSION							
I-Q1-2026	Q1-2026 UNEMPLOYMENT TAX	D	4/24/2026	18,321.14		001039		18,321.14
34430	UMB BANK, N.A.							
I-03092026	2021A GO REFUNDING INT/PRIN	D	4/27/2026	662,125.00		001040		662,125.00
08120	ICMA-RC							
I-457PY 04.02.26	ICMA CITY OF SANGER 457 PLAN	E	4/02/2026	1,405.26		001831		1,405.26
13080	BLUE CROSS BLUE SHIELD OF TEXA							
I-APR 2026	HEALTH/DENTAL APR 26	E	4/01/2026	98,659.45		001832		98,659.45
25090	KLENKE, LAURA W							
I-PER DIEM 01.14.26	TRAVEL REIMBURSE 04/04/2026	E	4/01/2026	368.00		001833		368.00

Item 7.

VENDOR I.D.	NAME	STATUS	CHECK DATE	INVOICE AMOUNT	DISCOUNT	CHECK NO	CHECK STATUS	CHECK AMOUNT
29560	GRAY, CLAYTON							
I-202603090703	TRAVEL 04/07/26 - 04/10/26	E	4/01/2026	212.00		001834		212.00
39800	JACKSON, KYLE D							
I-202603230706	TRAVEL 04/06/26 - 04/10/26	E	4/01/2026	272.00		001835		272.00
40140	POWER STANDARD, LLC							
I-21671-01	REINSTALL 3PHS TNGNT POLE	E	4/01/2026	3,649.05		001836		3,649.05
41200	GALLION, ANDREW E							
I-202603230705	TRAVEL 04/07/26 - 04/10/26	E	4/01/2026	272.00		001837		272.00
41450	KRISTUFEK, CHRISTOPHER J							
I-202603120704	TRAVEL 04/07/26 - 04/10/26	E	4/01/2026	172.00		001838		172.00
43210	SLOVER, TROY B							
I-RFND 03.25.26	COMM CTR RFND 03/21/2026	E	4/01/2026	200.00		001839		200.00
00800	COSERV ELECTRIC							
I-MARCH 2026	MAR 26 ELECTRIC	E	4/08/2026	4,584.83		001840		4,584.83
12820	RICOH USA, INC							
I-109921238	EQPMNT LSE 04/12/26 - 05/11/26	E	4/08/2026	914.00		001841		914.00
18790	FUELMAN							
I-NP70228723	FUEL 03/23/26 - 03/29/26	E	4/08/2026	4,319.79		001842		4,319.79
37050	FRAZER, LTD							
I-RG418708	REMOUNT M671	E	4/08/2026	163,000.00		001843		163,000.00
38930	COLUMN SOFTWARE, PBC							
I-FE201722-0130	LEGAL NOTICE 03-13-26	E	4/08/2026	89.04		001844		
I-FE201722-0131	LEGAL NOTICE 3-28-26	E	4/08/2026	52.96		001844		
I-FE201722-0133	LEGAL NOTICE 4-4-26	E	4/08/2026	35.36		001844		177.36
41590	BOLANOS, CHANTELL							
I-MILEAGE MAR 26	MILEAGE FOR MARCH 2026	E	4/08/2026	10.44		001845		10.44
41610	ESPINOZA, CORIN A							
I-MILEAGE MAR 26	MILEAGE FOR MARCH 2026	E	4/08/2026	8.99		001846		8.99
42030	TOBIAS, ANGELICA							
I-202604070743	TRAVEL 04/07/26 - 04/10/26	E	4/08/2026	212.00		001847		212.00

Item 7.

VENDOR I.D.	NAME	STATUS	CHECK DATE	INVOICE AMOUNT	DISCOUNT	CHECK NO	CHECK STATUS	CHECK AMOUNT
42200 I-4	MAYIM MUNICIPAL BUILDERS, LLC ADDTL BLOWER @ WWTP	E	4/08/2026	111,237.61		001848		111,237.61
43190 I-56287485	CLEAR CHANNEL OUTDOOR HOLDINGS BILLBOARD @ I-35W & 114	E	4/08/2026	6,330.00		001849		6,330.00
18790 I-NP70303990	FUELMAN FUEL 03/30/26 - 04/05/26	E	4/14/2026	4,065.07		001850		4,065.07
18790 I-NP70333130	FUELMAN FUEL 04/06/26 - 04/12/26	E	4/14/2026	4,336.85		001851		4,336.85
22400 I-202603300730	DUNN, REECE TRAVEL 04/23/26 - 04/26/26	E	4/14/2026	204.00		001852		204.00
23170 I-0631241-IN	BEACON ATHLETICS LLC 4X TUFFY WINDSCREENS	E	4/14/2026	1,672.00		001853		1,672.00
25070 I-6538	ALL AMERICAN DOGS INC ANIMAL CONTROL APR 26	E	4/14/2026	7,938.45		001854		7,938.45
25590 I-000000081769 I-000000081770	SCHNEIDER ENGINEERING, LLC ERCOT TRANS OP MAR 2026 REG SRVCS ATCS FY 26 MAR 26	E E	4/14/2026 4/14/2026	131.25 1,000.00		001855 001855		1,131.25
25730 I-DP2601473	DATAPROSE, LLC MAR 2026 LATE/STMT/OTHER	E	4/14/2026	1,731.13		001856		1,731.13
32030 I-69255	GILLIAM INVESTMENTS: DBA: VANG FY 25-26 CLEANING SRVCS	E	4/14/2026	242.00		001857		242.00
36690 I-202603300728	VEGA, SYLVIA TRAVEL 04/19/26 - 04/21/26	E	4/14/2026	562.40		001858		562.40
37890 I-202603300727	PRUETT, STEVEN T TRAVEL 04/23/26 - 04/26/26	E	4/14/2026	204.00		001859		204.00
40050 I-EW381116822074	WSC ENERGY II MAR 26 ELECTRIC PURCHASE	E	4/14/2026	360,887.60		001860		360,887.60
40570 I-202603300729	CARTWRIGHT, ALAN J TRAVEL 04/23/26 - 04/26/26	E	4/14/2026	204.00		001861		204.00

Item 7.

VENDOR I.D.	NAME	STATUS	CHECK DATE	INVOICE AMOUNT	DISCOUNT	CHECK NO	CHECK STATUS	CHECK AMOUNT
40830	CALDWELL COUNTRY CHEVROLET II							
I-TF237710	2026 CHEVY 3500HD CREWCAB	E	4/14/2026	54,625.00		001862		54,625.00
41920	EUROFINS ENVIRONMENT TESTING E							
I-00070432	WWTF TESTING 02/17/26	E	4/14/2026	2,260.00		001863		2,260.00
43210	SLOVER, TROY B							
I-REIMBURSE 04.13.26	REIMBURSE TCEQ TEST FEES	E	4/14/2026	25.00		001864		25.00
43270	MARSHALL & STEVENS, INCORPORAT							
I-219581	RETAINER BILL DOCKET #58368	E	4/14/2026	2,250.00		001865		
I-219950	FINAL BILL DOCKET #58368	E	4/14/2026	2,250.00		001865		4,500.00
08120	ICMA-RC							
I-457PY 04.17.26	ICMA CITY OF SANGER 457 PLAN	E	4/17/2026	1,445.42		001866		1,445.42
00440	BRAZOS ELECTRIC							
I-54754-RI-001	MARCH 2026	E	4/22/2026	11,130.31		001884		11,130.31
02910	UPPER TRINITY							
I-W272604	WATER PURCHASE MAR 2026	E	4/22/2026	38,333.81		001885		38,333.81
08460	DELL MARKETING L.P.							
I-10868703295	LAPTOP/DESKTOP	E	4/22/2026	2,940.44		001886		
I-10869138600	DELL PRO DOCK/DELL PRO 16	E	4/22/2026	1,837.86		001886		
I-10869265031	LAPTOP/DESKTOPS/DOCK	E	4/22/2026	6,981.02		001886		11,759.32
12820	RICOH USA, INC							
I-5073018724	SRVC CONTRACT APR 2026	E	4/22/2026	451.00		001887		451.00
18790	FUELMAN							
I-NP70363009	FUEL 04/13/26 - 04/19/26	E	4/22/2026	4,136.45		001888		4,136.45
20410	CARENOW							
I-CN3096-4239768	DRUG SCREEN MAR 2026	E	4/22/2026	225.00		001889		
I-MT5596-4084491	DRUG SCREEN MAR 2026	E	4/22/2026	75.00		001889		300.00
23760	KEEPITSAFE, LLC. - LIVEVAULT							
I-INVLUS-64176	SERVER BACKUP SRVC @ CITY HALL	E	4/22/2026	1,567.68		001890		1,567.68
25090	KLENKE, LAURA W							
I-MILEAGE 04/21/26	MILEAGE PLANT MTG 04/10/26	E	4/22/2026	111.44		001891		111.44

Item 7.

VENDOR I.D.	NAME	STATUS	CHECK DATE	INVOICE AMOUNT	DISCOUNT	CHECK NO	CHECK STATUS	CHECK AMOUNT
25730	DATAPROSE, LLC							
I-3P108282	SB3 PERIODIC NOTICE LOAD SHED	E	4/22/2026	504.00		001892		504.00
32030	GILLIAM INVESTMENTS: DBA: VANG							
I-69273	CLEANING SUPPLIES MAR 2026	E	4/22/2026	2,319.03		001893		2,319.03
33900	APSCO, INC							
I-S1561812.001	METER FLANGE/SEWER CLEANOUT	E	4/22/2026	1,480.88		001894		
I-S1561812.002	METER FLANGES	E	4/22/2026	337.56		001894		1,818.44
34490	HALFF ASSOC INC							
I-10162323	PORTER PARK EAST PS&E	E	4/22/2026	67,065.85		001895		
I-10163953	PORTER PARK EAST PS&E	E	4/22/2026	57,729.10		001895		124,794.95
34770	FIRST STOP HEALTH, LLC							
I-INV-79438	VIRTUAL URGENT CARE MAY 2026	E	4/22/2026	925.60		001896		925.60
37880	BRIGHTSPEED							
I-480000999803	PHONE 04/10/26 - 05/09/26	E	4/22/2026	282.41		001897		282.41
40100	STANFORD, DANIELLE							
I-202604130744	TRAVEL 04/29/26 - 05/01/26	E	4/22/2026	499.36		001898		499.36
40340	SMARTSIGHTS TECHNOLOGIES, LLC							
I-264115999-1 YEAR	SCADA RENEWAL	E	4/22/2026	2,805.00		001899		2,805.00
43240	ATLANTIC PERSONNEL & TENANT SC							
I-183961	BACKGROUND CHECKS MAR 26	E	4/22/2026	20.00		001900		20.00
18790	FUELMAN							
I-NP70382753	FUEL 04/20/26 - 04/26/26	E	4/29/2026	5,340.27		001903		5,340.27
25090	KLENKE, LAURA W							
I-REIMBURSE 04.23.26	REIMBURSE PRGRM REFRSHMENTS	E	4/29/2026	14.68		001904		14.68
25200	US UNDERWATER, LLC							
I-U269332TX.00-1	WATER TANK REPAIR SRVCS	E	4/29/2026	28,575.00		001905		28,575.00
31000	STATON, JERIANA							
I-202604280761	TRAVEL 05/04/26 - 05/08/26	E	4/29/2026	518.10		001906		518.10
34490	HALFF ASSOC INC							
I-10163754	ENGINEERING ASST 03/31/2026	E	4/29/2026	20,022.60		001907		20,022.60

Item 7.

VENDOR I.D.	NAME	STATUS	CHECK DATE	INVOICE AMOUNT	DISCOUNT	CHECK NO	CHECK STATUS	CHECK AMOUNT
36460	KIMLEY-HORN & ASSOCIATES							
I-061322306-0326	MARION RD RECONSTRUCTION	E	4/29/2026	28,702.11		001908		
I-35344035	SANGER SUMP 2024	E	4/29/2026	1,600.00		001908		30,302.11
36690	VEGA, SYLVIA							
I-202604280762	TRAVEL 05/05/26 - 05/08/26	E	4/29/2026	450.10		001909		450.10
38930	COLUMN SOFTWARE, PBC							
I-FE201722-0134	LEGAL NOTICE 4-11-26	E	4/29/2026	47.68		001910		
I-FE201722-0135	ORD 04-16-26	E	4/29/2026	96.08		001910		
I-FE201722-0136	LEGAL NOTICE 4-25-26	E	4/29/2026	54.72		001910		198.48
40550	MOBILE MODULAR MANAGEMENT CORP							
I-R14036700	CUSTOM 5 FLOOR BUILDING	E	4/29/2026	42,201.50		001911		42,201.50
41950	HACKWORTH, KYLIE							
I-202604280760	TRAVEL 05/10/26 - 05/13/26	E	4/29/2026	821.50		001912		821.50
39650	TEXAS TACTICAL POLICE OFFICERS							
I-30010465	2026 TTPOA CONFERENCE SPRUETT	V	3/03/2026	300.00		089682		300.00
39650	TEXAS TACTICAL POLICE OFFICERS							
M-CHECK	TEXAS TACTICAL POLICE OFUNPOST	V	4/21/2026			089682		300.00CR
33210	DEARBORN LIFE INSURANCE COMPAN							
I-MAR 26	MAR 2026 STD & LTD	V	3/25/2026	3,143.51		089785		3,143.51
33210	DEARBORN LIFE INSURANCE COMPAN							
M-CHECK	DEARBORN LIFE INSURANCE UNPOST	V	4/13/2026			089785		3,143.51CR
14470	UNITED WAY							
I-UN PY 04.02.26	DONATIONS	R	4/02/2026	5.00		089827		5.00
15830	SANGER EDUCATION FOUNDATION IN							
I-SGFPY 04.02.26	FOUNDATION-ISD	R	4/02/2026	2.50		089828		2.50
33300	HSA BANK							
I-HSAPY 04.02.26	HSA	R	4/02/2026	2,620.42		089829		2,620.42
00200	ADAMS EXTERMINATING CO.							
I-1280713	BI-MONTHLY PEST CONTROL	R	4/01/2026	78.00		089830		
I-1280714	BI-MONTHLY PEST CONTROL	R	4/01/2026	58.00		089830		
I-1280715	BI-MONTHLY PEST CONTROL	R	4/01/2026	60.00		089830		
I-1280716	BI-MONTHLY PEST CONTROL	R	4/01/2026	58.00		089830		
I-1280717	BI-MONTHLY PEST CONTROL	R	4/01/2026	58.00		089830		
I-1280718	BI-MONTHLY PEST CONTROL	R	4/01/2026	58.00		089830		
I-1280719	BI-MONTHLY PEST CONTROL	R	4/01/2026	58.00		089830		
I-1280720	BI-MONTHLY PEST CONTROL	R	4/01/2026	58.00		089830		

Item 7.

VENDOR I.D.	NAME	STATUS	CHECK DATE	INVOICE AMOUNT	DISCOUNT	CHECK NO	CHECK STATUS	CHECK AMOUNT
I-1280721	BI-MONTHLY PEST CONTROL	R	4/01/2026	58.00		089830		
I-1280722	BI-MONTHLY PEST CONTROL	R	4/01/2026	58.00		089830		
I-1280723	BI-MONTHLY PEST CONTROL	R	4/01/2026	58.00		089830		
I-1280724	BI-MONTHLY PEST CONTROL	R	4/01/2026	78.00		089830		
I-1280725	BI-MONTHLY PEST CONTROL	R	4/01/2026	58.00		089830		
I-1280726	BI-MONTHLY PEST CONTROL	R	4/01/2026	58.00		089830		
I-1281923	BI-MONTHLY PEST CONTROL	R	4/01/2026	75.00		089830		
I-1282075	BI-MONTHLY PEST CONTROL	R	4/01/2026	58.00		089830		987.00
09600	AFLAC							
C-248687	AFLAC ROUNDING MAR 26	R	4/01/2026	0.07CR		089832		
I-AFKPY 03.06.26	INSURANCE	R	4/01/2026	95.74		089832		
I-AFKPY 03.20.26	INSURANCE	R	4/01/2026	95.74		089832		
I-AFLPY 03.06.26	INSURANCE	R	4/01/2026	511.19		089832		
I-AFLPY 03.20.26	INSURANCE	R	4/01/2026	511.19		089832		1,213.79
00420	BOUND TREE MEDICAL, LLC							
I-86129043	EMS MEDICAL SUPPLIES	R	4/01/2026	637.72		089833		
I-86133571	EMS SUPPLIES	R	4/01/2026	2.40		089833		
I-86133572	NITROGLYCERIN	R	4/01/2026	10.74		089833		650.86
00520	CASCO INDUSTRIES, INC.							
I-281298	FIRE GEAR - NEW EMPLOYEES	R	4/01/2026	6,497.08		089834		6,497.08
00590	CITY OF DENTON							
I-03/16/2026	WATER TEST 2/16/26 - 3/2/26	R	4/01/2026	200.00		089835		200.00
33210	DEARBORN LIFE INSURANCE COMPAN							
I-APR 26	STD & LTD APR 2026	R	4/01/2026	3,158.37		089836		3,158.37
35470	DURAN PHOTOGRAPHY							
I-2335	COUNCIL MEETING 3-16-26	R	4/01/2026	400.00		089837		400.00
05400	LEGALSHIELD							
C-03/15/2026	LEGALSHIELD ROUNDING MAR 26	R	4/01/2026	0.02CR		089838		
I-PPLPY 03.06.26	PREPAID LEGAL SERVICES	R	4/01/2026	40.41		089838		
I-PPLPY 03.20.26	PREPAID LEGAL SERVICES	R	4/01/2026	40.41		089838		80.80
41540	LIFE-ASSIST, INC.							
I-2080125	AMIODARONE	R	4/01/2026	157.00		089839		157.00
32640	LLOYD GOSSELINK ROCHELLE & TOW							
I-97567129	BALLFIELD PERMITTING 02/28/26	R	4/01/2026	3,355.00		089840		3,355.00

Item 7.

VENDOR I.D.	NAME	STATUS	CHECK DATE	INVOICE AMOUNT	DISCOUNT	CHECK NO	CHECK STATUS	CHECK AMOUNT
37170	LOWELL W ADAMS PHD AND ASSOCIA PSYCH EVAL/TCOLE PGREEN	R	4/01/2026	180.00		089841		180.00
29030	MCCREARY, VESELKA, BRAGG & ALL FEB 26 WARRANT FEES	R	4/01/2026	344.40		089842		344.40
02970	ODP BUSINESS SOLUTIONS, LLC PAPER	R	4/01/2026	83.98		089843		83.98
14980	POLYDYNE, INC. CLARIFLOC	R	4/01/2026	2,362.50		089844		2,362.50
25020	SANGER ACE HARDWARE							
I-7084	NIPPLE/BUSHING	R	4/01/2026	13.16		089845		
I-7100	PAINT SUPPLIES FOR CS OFFICE	R	4/01/2026	178.94		089845		
I-7109	FASTENERS	R	4/01/2026	13.45		089845		
I-7113	TRIMMER LINE	R	4/01/2026	76.88		089845		
I-7116	DRILL BIT SET	R	4/01/2026	29.99		089845		
I-7117	STIHL PRODUCT	R	4/01/2026	1.99		089845		
I-7124	FUEL	R	4/01/2026	54.99		089845		
I-7131	ACRYLIC FORTIFIER/SLDGE HAMR	R	4/01/2026	62.98		089845		
I-7133	ANCHORS	R	4/01/2026	24.99		089845		
I-7137	TIE WIRE SOLID 16GA 335'	R	4/01/2026	15.99		089845		
I-7142	DUCT TAPE	R	4/01/2026	19.98		089845		
I-7143	STIHL PRDCT/DROPCLTH/BLADES	R	4/01/2026	31.16		089845		
I-7147	DROP CLOTH	R	4/01/2026	41.99		089845		
I-7153	PAINT PAIL LINERS	R	4/01/2026	6.99		089845		
I-7156	SHOP CLEANING SUPPLIES	R	4/01/2026	219.93		089845		
I-7157	TOWELS SHOP BLUE 2PK	R	4/01/2026	31.96		089845		
I-7158	DOOR STOP 2PK	R	4/01/2026	7.59		089845		
I-7165	TRUFUEL/CHAINSAW OIL	R	4/01/2026	115.91		089845		
I-7167	O-RING KIT	R	4/01/2026	14.99		089845		
I-7172	HOOKS/PAINTERS TOOL/PUTTY KNFE	R	4/01/2026	21.97		089845		
I-7174	24PK WATER	R	4/01/2026	6.99		089845		
I-7175	PALLET OF WATER	R	4/01/2026	414.17		089845		
I-7182	CONTRACTOR BAGS	R	4/01/2026	13.99		089845		
I-7183	6FT CHAIN	R	4/01/2026	11.94		089845		
I-7190	FUEL/BLADES/ADAPTR	R	4/01/2026	47.98		089845		
I-7195	TOTE/DIESEL CAN	R	4/01/2026	70.97		089845		1,551.87
38480	SSCW CORPORATE OFFICE LLC PD CAR WASHES FEB 26	R	4/01/2026	120.00		089848		120.00

Item 7.

VENDOR I.D.	NAME	STATUS	CHECK DATE	INVOICE AMOUNT	DISCOUNT	CHECK NO	CHECK STATUS	CHECK AMOUNT
26900	SUNMOUNT PAVING COMPANY							
I-68000017-6250-26	TYPE D HOT MIX	R	4/01/2026	3,568.32		089849		3,568.32
02690	TECHLINE, INC.							
I-1590000-00	GREYSTAR 4S 200:5	R	4/01/2026	3,124.00		089850		3,124.00
27770	TEXAS HEALTH PRESBYTERIAN DENT							
I-26001044331	ZAVALA, R - DOL 1/26/26	R	4/01/2026	1,382.50		089851		1,382.50
34220	UNIFIRST CORPORATION							
I-2900204945	MATS - CITY HALL	R	4/01/2026	19.83		089852		
I-2900204948	UNIFORMS	R	4/01/2026	60.42		089852		
I-2900204955	UNIFORMS	R	4/01/2026	83.09		089852		
I-2900204960	UNIFORMS	R	4/01/2026	37.60		089852		
I-2900204963	MATS - PUBLIC WORKS	R	4/01/2026	16.26		089852		217.20
33520	UNITED AG & TURF							
I-14404330	MAINTENANCE JOHN DEERE 4320	R	4/01/2026	1,320.42		089853		1,320.42
09550	WATER TECH, INC.							
I-177615	12X CHLORINE CYLINDERS	R	4/01/2026	2,460.06		089854		2,460.06
38370	ADVANCED TEXAS STRIPING LLC							
I-731	RAILROAD PRK PARKING LOT STRIP	R	4/08/2026	2,965.20		089855		2,965.20
42170	AFFORD IT OIL & AUTO LLC							
I-932-1311-2136	OIL CHANGE LP1269090	R	4/08/2026	63.99		089856		
I-932-1311-2421	OIL CHANGE LP1331753	R	4/08/2026	68.98		089856		132.97
28710	AFFORD IT TIRES SANGER LLC							
I-0002898	GATOR TIRES	R	4/08/2026	500.00		089857		500.00
42800	AUTO HAIL GROUP, LLC							
I-1597	SUPPLEMENTAL HAIL REPAIRS	R	4/08/2026	2,548.05		089858		2,548.05
00420	BOUND TREE MEDICAL, LLC							
I-86141784	EMS MEDICAL SUPPLIES	R	4/08/2026	1,114.98		089859		1,114.98
23880	BUREAU VERITAS NORTH AMERICA,							
I-26010644	PLAN REVIEW 1409 W CHAPMAN 300	R	4/08/2026	211.69		089860		
I-26010645	PLAN REVIEW 1003 S 5TH ST	R	4/08/2026	1,818.59		089860		
I-26010646	PLAN REVIEW 2014 JACKSON LN	R	4/08/2026	770.84		089860		
I-26010647	PLAN REVIEW 0 NE KEITH/CHAPMAN	R	4/08/2026	2,803.59		089860		
I-26014405	PLAN REVIEW 3400 W CHAPMAN DR	R	4/08/2026	5,509.59		089860		11,114.30

Item 7.

VENDOR I.D.	NAME	STATUS	CHECK DATE	INVOICE AMOUNT	DISCOUNT	CHECK NO	CHECK STATUS	CHECK AMOUNT
35470	DURAN PHOTOGRAPHY							
I-2340	PHOTOGRAPHY SERVICES 2026	R	4/08/2026	550.00		089861		
I-2341	PHOTOGRAPHY SERVICES 2026	R	4/08/2026	600.00		089861		1,150.00
34670	FREEDOM COMMERCIAL SERVICES, L							
I-2026-4691	DEMO SHED @ 802 N 4TH ST	R	4/08/2026	1,022.00		089862		1,022.00
16860	GRAINGER							
I-9848782778	BATT PACKS	R	4/08/2026	108.15		089863		108.15
01240	INLAND TRUCK PARTS, INC.							
I-IN-1967498	WABCO AIR DRYER	R	4/08/2026	389.49		089864		389.49
43140	KEVIN AARON QUINTANA MARTINEZ							
I-2	DANCE LESSONS	R	4/08/2026	319.50		089865		319.50
41760	LANTERN INK							
I-27995	PATCHES ON T-SHIRTS	R	4/08/2026	687.00		089866		687.00
01570	LOWE'S COMPANIES, INC.							
I-71386	BAR/BATTERIES/STRAPS/WOOD	R	4/08/2026	121.44		089867		
I-98239	WWTP FACILITY SUPPLIES	R	4/08/2026	212.01		089867		333.45
08690	O'REILLY AUTO PARTS							
C-1959-298188	RETURN FUEL FILTER	R	4/08/2026	17.67CR		089868		
I-1959-292241	PLIERS	R	4/08/2026	17.99		089868		
I-1959-292365	BRUSH KIT	R	4/08/2026	26.99		089868		
I-1959-292650	FUEL FILTER M673	R	4/08/2026	69.37		089868		
I-1959-293242	MOTOR OIL FOR ALL PATROL UNITS	R	4/08/2026	37.99		089868		
I-1959-293365	MOTOR OIL UN12	R	4/08/2026	19.98		089868		
I-1959-295212	2X 31-5 BATTERIES FOR WWTP	R	4/08/2026	292.35		089868		
I-1959-295241	MINI BULBS FOR FD	R	4/08/2026	7.22		089868		
I-1959-295345	TRAILER JACK	R	4/08/2026	71.78		089868		
I-1959-295752	SPRAY/FRESHNR/TIRE SHINE	R	4/08/2026	38.97		089868		
I-1959-297010	HOOK/PIC SET	R	4/08/2026	12.99		089868		
I-1959-298102	2X 5QT MOTOR OIL	R	4/08/2026	75.98		089868		
I-1959-298162	2 FUEL FILTERS	R	4/08/2026	94.65		089868		748.59
02970	ODP BUSINESS SOLUTIONS, LLC							
I-462501566001	TAPE/POST IT NOTES	R	4/08/2026	70.26		089870		
I-462527953001	POST IT NOTES	R	4/08/2026	23.61		089870		
I-463209845001	TONER	R	4/08/2026	216.83		089870		
I-463686171001	PAPER	R	4/08/2026	41.99		089870		
I-463857714001	CUPS	R	4/08/2026	21.84		089870		374.53

Item 7.

VENDOR I.D.	NAME	STATUS	CHECK DATE	INVOICE AMOUNT	DISCOUNT	CHECK NO	CHECK STATUS	CHECK AMOUNT
41960	PIONEER SUPPLY LLC - 844634							
I-INV95959	12X PAIR ADAPTERS	R	4/08/2026	391.20		089871		391.20
25020	SANGER ACE HARDWARE							
I-7213	STARTER CORD	R	4/08/2026	7.99		089872		
I-7216	COUPLER	R	4/08/2026	12.99		089872		
I-7220	NEW KEY CUT	R	4/08/2026	2.99		089872		
I-7222	WHITE MARKING PAINT	R	4/08/2026	26.97		089872		
I-7232	RECEP GFCI SLP 15A	R	4/08/2026	23.99		089872		74.93
02370	SHERWIN WILLIAMS							
I-3961-1	DRAIN VALVE R/K	R	4/08/2026	190.00		089873		190.00
42730	SOUTHERN ECONOMIC DEVELOPMENT							
I-18204	CONFERENCE SPONSORSHIP	R	4/08/2026	5,000.00		089874		5,000.00
38800	SOUTHERN TIRE MART LLC							
I-4130110883	4X TIRES FOR 212-30	R	4/08/2026	885.12		089875		885.12
43050	THE RADAR & LIDAR SHOP INC							
I-RS-13667	2X KA BAND TUNING FORKS	R	4/08/2026	79.00		089876		79.00
34220	UNIFIRST CORPORATION							
I-2900206329	MATS - CITY HALL	R	4/08/2026	19.83		089877		
I-2900206336	UNIFORMS	R	4/08/2026	60.42		089877		
I-2900206341	UNIFORMS	R	4/08/2026	83.09		089877		
I-2900206344	UNIFORMS	R	4/08/2026	37.60		089877		
I-2900206347	MATS - PUBLIC WORKS	R	4/08/2026	16.26		089877		217.20
1	BLOOMFIELD HOMES							
I-000202604060742	US REFUND	R	4/08/2026	676.38		089878		676.38
1	CURTIS, CHERAMIE							
I-000202604060739	US REFUND	R	4/08/2026	78.14		089879		78.14
1	D.R. HORTON							
I-000202604060740	US REFUND	R	4/08/2026	472.72		089880		472.72
1	DENTON COUNTY PROPER							
I-000202604060732	US REFUND	R	4/08/2026	3.17		089881		3.17
1	EJValdezHoldings LLC							
I-000202604060741	US REFUND	R	4/08/2026	15.78		089882		15.78

Item 7.

VENDOR I.D.	NAME	STATUS	CHECK DATE	INVOICE AMOUNT	DISCOUNT	CHECK NO	CHECK STATUS	CHECK AMOUNT
1 I-000202604060733	GATLIN, AMANDA US REFUND	R	4/08/2026	5.88		089883		5.88
1 I-000202604060738	IMPRESSION HOMES US REFUND	R	4/08/2026	570.02		089884		570.02
1 I-000202604060736	LEDBETTER, JAMES US REFUND	R	4/08/2026	50.03		089885		50.03
1 I-000202604060731	MCDONALD, JOHN US REFUND	R	4/08/2026	157.51		089886		157.51
1 I-000202604060735	POGUE CONSTRUCTION US REFUND	R	4/08/2026	943.80		089887		943.80
1 I-000202604060737	RS DALLAS OWNER, L.P. US REFUND	R	4/08/2026	26.72		089888		26.72
1 I-000202604060734	SHELLS, VALARIE US REFUND	R	4/08/2026	3.17		089889		3.17
28710 I-0002919 I-0002922	AFFORD IT TIRES SANGER LLC TIRE PATCH FOR PARKS GATOR MOUNT TIRES ON UN01	R R	4/14/2026 4/14/2026	20.00 60.00		089890 089890		80.00
37370 I-INV0113304	AQUA METRIC SALES COMPANY 40X 1" MTRS : 40X RADIOS	R	4/14/2026	21,464.32		089891		21,464.32
25610 I-203544	AUSTIN LANE TECHNOLOGIES, INC NETWORK MAINTENANCE APR 26	R	4/14/2026	13,118.75		089892		13,118.75
11090 I-INV13564	BETA TECHNOLOGY BUZZ-OFF	R	4/14/2026	463.50		089893		463.50
43030 I-6059857	BK TECHNOLOGIES, INC. 3X BKR9000 RADIOS	R	4/14/2026	1,042.30		089894		1,042.30
40690 I-0625-001-53607	BROWN & HOFMEISTER, L.L.P. LEGAL SRVC THRU 03/31/26	R	4/14/2026	7,417.04		089895		7,417.04
42150 I-1424	CARDWELL PAVING LLC SENIOR CENTER PARKING LOT	R	4/14/2026	28,656.00		089896		28,656.00

Item 7.

VENDOR I.D.	NAME	STATUS	CHECK DATE	INVOICE AMOUNT	DISCOUNT	CHECK NO	CHECK STATUS	CHECK AMOUNT
42470	CORE CONSTRUCTION SERVICES OF COMMUNITY CENTER REMODEL	R	4/14/2026	10,500.00		089897		10,500.00
40860	COWSER TIRE & SERVICE NEW TIRES FOR B671	R	4/14/2026	3,712.80		089898		3,712.80
33210	DEARBORN LIFE INSURANCE COMPAN MAR 2026 STD & LTD	R	4/14/2026	Reissue		089899		3,143.51
00850	DENTON RECORD-CHRONICLE 40 UNDER 40 AD WINNER ANNCMT	R	4/14/2026	400.00		089900		400.00
35470	DURAN PHOTOGRAPHY PHOTOGRAPHY SERVICES 2026	R	4/14/2026	400.00		089901		400.00
36340	FAMILY FIRST AUTOMOTIVE VEHICLE MAINTENANCE UN07	R	4/14/2026	835.63		089902		
	I-14647 VEHICLE MAINTENANCE UN14	R	4/14/2026	1,879.47		089902		
	I-14747 VEHICLE MAINTENANCE UN12	R	4/14/2026	209.97		089902		
	I-15109 OIL CHANGE UN2503	R	4/14/2026	76.42		089902		3,001.49
43000	FENCE FANATICS LLC CHAINLINK FENCE RPLCMNT	R	4/14/2026	38,806.00		089903		38,806.00
31340	FIRST CHECK APPLICANT SCREENIN BACKGROUND CHECKS MAR 26	R	4/14/2026	45.00		089904		45.00
08760	GT DISTRIBUTORS INC AMMUNITION	R	4/14/2026	2,196.13		089905		2,196.13
37150	INSTANT INSPECTOR MARCH 2026 INSPECTIONS	R	4/14/2026	1,425.00		089906		1,425.00
1	JAYLEN RILEY RFND CLASS	R	4/14/2026	100.00		089907		100.00
01490	LAWN LAND, INC. CHAIN SAWS	R	4/14/2026	1,033.98		089908		1,033.98
32640	LLOYD GOSSELINK ROCHELLE & TOW LAGUNA AZURE TPDES 02/28/26	R	4/14/2026	13,398.47		089909		
	I-97567168 CCNS & DISTRICTS 02/28/26	R	4/14/2026	403.50		089909		
	I-97567169 NCDC MUD 1 02/28/26	R	4/14/2026	234.00		089909		
	I-97567170 HORN CCN DECERT 02/28/26	R	4/14/2026	2,406.00		089909		
	I-97567171 WHEATCRAFT CCN DECERT 02/28/26	R	4/14/2026	808.00		089909		
	I-97567172 DENTON 515 LAND LP 02/28/26	R	4/14/2026	6,220.50		089909		
	I-97567173 MERITAGE CCN TRANSFER 02/28/26	R	4/14/2026	69.00		089909		23,539.47

Item 7.

VENDOR I.D.	NAME	STATUS	CHECK DATE	INVOICE AMOUNT	DISCOUNT	CHECK NO	CHECK STATUS	CHECK AMOUNT
01570	LOWE'S COMPANIES, INC.							
I-79137	SCHLAGE LOCK	R	4/14/2026	59.76		089910		59.76
43260	MUNDO AND ASSOCIATES, INC.							
I-04/01/2026	MDD ELECTION SERVICES MAR 26	R	4/14/2026	22,500.00		089911		22,500.00
36990	NORTEX COMMUNICATIONS COMPANY							
I-11182446	INTERNET & PHONE APR 26	R	4/14/2026	6,091.80		089912		6,091.80
02970	ODP BUSINESS SOLUTIONS, LLC							
I-460734897001	FEB 26 WTR SRVC CH	R	4/14/2026	70.00		089913		
I-460734952001	FEB 26 WTR SRVC PD	R	4/14/2026	80.50		089913		
I-460734966001	FEB 26 WTR SRVC FD	R	4/14/2026	59.50		089913		
I-461081936001	FEB 26 WTR SRVC PW	R	4/14/2026	16.50		089913		
I-461187917001	FEB 26 WTR SRVC MC	R	4/14/2026	17.50		089913		
I-461194172001	FEB 26 WTR SRVC WW	R	4/14/2026	6.00		089913		
I-461203667001	FEB 26 WTR SRVC ST	R	4/14/2026	17.50		089913		
I-463640652001	HP INK 952 CMYB	R	4/14/2026	157.78		089913		
I-463685853001	CUPS	R	4/14/2026	19.48		089913		444.76
33820	POWER-D UTILITY SERVICES, LLC							
I-2602	CLUB CAR WASH/PANDA EXPRESS	R	4/14/2026	2,400.00		089914		2,400.00
43250	RELENTLESS LLC							
I-18351	2026 NIC WWALLENBERG	R	4/14/2026	490.00		089915		490.00
36840	REPUBLIC SERVICES #615							
I-0615-002672994	MAR 2026 SOLID WASTE SERVICE	R	4/14/2026	105,536.87		089916		105,536.87
25020	SANGER ACE HARDWARE							
I-6562	VALVE/ADAPTR/SCH40 ADAPTR	R	4/14/2026	44.97		089917		
I-6910	TAP/ELECTRIC TAPE	R	4/14/2026	11.57		089917		
I-7221	WHEEL HANDLE 2"	R	4/14/2026	5.99		089917		
I-7244	SWIVEL MNT LIGHT CONTROL	R	4/14/2026	15.99		089917		
I-7248	MARKING PAINT	R	4/14/2026	22.96		089917		
I-7256	PLUMBER CLOTH/PVC CMNT	R	4/14/2026	13.58		089917		
I-7265	OASIS PM DBLDR MAILBOX	R	4/14/2026	139.99		089917		
I-7270	SURGE PROTECTOR	R	4/14/2026	54.99		089917		
I-7274	WOODCTR OIL	R	4/14/2026	22.50		089917		
I-7276	FIRE EXT PRO SERIES	R	4/14/2026	62.99		089917		
I-7284	CM WRENCH COMB	R	4/14/2026	39.99		089917		
I-7286	SCKT/RATCHET	R	4/14/2026	74.98		089917		
I-7295	MULT MT DRL BT/FASTENERS	R	4/14/2026	20.67		089917		531.17

Item 7.

VENDOR I.D.	NAME	STATUS	CHECK DATE	INVOICE AMOUNT	DISCOUNT	CHECK NO	CHECK STATUS	CHECK AMOUNT
16240	SCHAD & PULTE							
I-27311	OXYGEN CYLINDER	R	4/14/2026	30.00		089919		30.00
42870	TD CONSTRUCTION OF TX LLC							
I-120-2043	FRENCH DRAINS @ SENIOR CENTER	R	4/14/2026	2,750.00		089920		2,750.00
02690	TECHLINE, INC.							
I-1589806-03	HEAT SHRINK	R	4/14/2026	370.70		089921		
I-1589814-01	SPLICE FOR WIRE 1.100 - 1.140	R	4/14/2026	2,270.00		089921		
I-1589887-02	PARTS - SANGER FAMILY MED	R	4/14/2026	1,021.54		089921		
I-1590683-04	FUSELINK/WASHER	R	4/14/2026	604.80		089921		
I-1590683-05	WASHERS	R	4/14/2026	376.00		089921		
I-1590828-01	LIGHTING	R	4/14/2026	478.00		089921		
I-1591361-00	150KVA PAD DV 208/120 WT	R	4/14/2026	16,677.00		089921		21,798.04
02890	TEXAS UNDERGROUND, INC.							
I-0124851-IN	HOSE/LEADER HOSE	R	4/14/2026	1,806.38		089922		1,806.38
43280	TRINITY TURF NURSERY, INC							
C-118940	RTN PALLET DEPOSIT	R	4/14/2026	45.00CR		089923		
I-118910	SOD FOR SENIOR CENTER	R	4/14/2026	405.00		089923		
I-118939	SOD FOR SENIOR CENTER	R	4/14/2026	270.00		089923		630.00
28940	ULINE, INC							
I-205740818	NITRILE GLOVES	R	4/14/2026	176.30		089924		176.30
34220	UNIFIRST CORPORATION							
I-2900208018	MATS - CITY HALL	R	4/14/2026	19.83		089925		
I-2900208019	UNIFORMS	R	4/14/2026	60.42		089925		
I-2900208021	UNIFORMS	R	4/14/2026	37.60		089925		
I-2900208022	MATS - P.W.	R	4/14/2026	16.26		089925		
I-2900208095	UNIFORMS	R	4/14/2026	146.56		089925		280.67
11430	USABLUBOOK							
I-INV00951717	DEIONIZED WATER/LATEX GLOVE	R	4/14/2026	284.29		089926		284.29
03440	VERMEER TEXAS-LOUISIANA							
I-P1115918	NOZZLE #4	R	4/14/2026	418.72		089927		418.72
03860	ZIMMERER KUBOTA & EQUIP., INC.							
I-DEN-44975	RENT BOX BLADE FOR BALLFIELD	R	4/14/2026	379.08		089928		379.08
40810	ZODIAC POOLS & OUTDOOR LIVING							
I-3784	POOL SRVC @ RILEY RANCH MAR 26	R	4/14/2026	175.00		089929		175.00

Item 7.

VENDOR I.D.	NAME	STATUS	CHECK DATE	INVOICE AMOUNT	DISCOUNT	CHECK NO	CHECK STATUS	CHECK AMOUNT
1	I-000202604130746		DENTON COUNTY PROPER US REFUND	R	4/14/2026	267.42	089930	267.42
1	I-000202604130747		MAIN STREET RENEWAL US REFUND	R	4/14/2026	98.78	089931	98.78
14470	I-UN PY 04.17.26		UNITED WAY DONATIONS	R	4/17/2026	5.00	089932	5.00
15830	I-SGFPY 04.17.26		SANGER EDUCATION FOUNDATION IN FOUNDATION-ISD	R	4/17/2026	2.50	089933	2.50
33300	I-HSAPY 04.17.26		HSA BANK HSA	R	4/17/2026	2,620.42	089934	2,620.42
42170	I-932-1311-2561		AFFORD IT OIL & AUTO LLC OIL CHANGE C671	R	4/22/2026	85.98	089935	85.98
09600	C-562983		AFLAC AFLAC ROUNDING	R	4/22/2026	0.07CR	089936	
	I-AFKPY 04.02.26		INSURANCE	R	4/22/2026	95.74	089936	
	I-AFKPY 04.17.26		INSURANCE	R	4/22/2026	95.74	089936	
	I-AFLPY 04.02.26		INSURANCE	R	4/22/2026	511.19	089936	
	I-AFLPY 04.17.26		INSURANCE	R	4/22/2026	511.19	089936	1,213.79
25940	I-64295		ALAN PLUMMER ASSOCIATES, INC ENGINEERING SERVICES	R	4/22/2026	531.46	089937	531.46
41930	I-19606129		AMERICAN COMMUNICATIONS REPAIR BAY SPEAKERS	R	4/22/2026	305.00	089938	305.00
03170	I-SWO486132-1		ASCO HYDRAULIC LEAK FIELD REPAIR	R	4/22/2026	1,313.27	089939	
	I-SWO490897-1		HYDRAULIC LEAK FIELD REPAIR	R	4/22/2026	1,777.55	089939	3,090.82
02460	I-04152026		AT&T MOBILITY CELL PHONE 03/08/26 - 04/07/26	R	4/22/2026	3,230.36	089940	3,230.36
01550	I-04/10/26		ATMOS ENERGY GAS 03/03/26 - 04/01/26	R	4/22/2026	1,382.02	089941	1,382.02
00600	I-APR 26		CITY OF SANGER COS UB 02/20/26 - 03/23/26	V	4/22/2026	Reissue	089942	

Item 7.

VENDOR I.D.	NAME	STATUS	CHECK DATE	INVOICE AMOUNT	DISCOUNT	CHECK NO	CHECK STATUS	CHECK AMOUNT
00600	CITY OF SANGER							
M-CHECK	CITY OF SANGER	UNPOST	V	4/24/2026		089942		34,948.85CR
42950	CIVIC CONNECTION GROUP LLC							
I-2026-02	NEW GIS SERVICES	R		4/22/2026	12,500.00	089943		12,500.00
42480	CIVIC SOLUTIONS PARTNERSHIP LL							
I-1194	ECO DEV STRATEGIC PLAN	R		4/22/2026	15,000.00	089944		15,000.00
39710	CLARKADAMSON, LLC							
I-0032	FY 25-26 ANNUAL CONSULTNG	R		4/22/2026	2,375.00	089945		2,375.00
43320	COSTUME SPECIALISTS, INC							
I-35051	PIGGIE & ELEPHANT RENTAL	R		4/22/2026	380.00	089946		380.00
1	CROWLEY SURVEYING							
I-REFUND 04.22.26	ENGNR DPST	R		4/22/2026	2,144.57	089947		2,144.57
33210	DEARBORN LIFE INSURANCE COMPAN							
I-MAY 26	MAY 2026 STD & LTD	R		4/22/2026	3,192.15	089948		3,192.15
13300	DENTON SAND & GRAVEL							
I-60000	20YD 3/8-3/4 CLEAN CR ROCK	R		4/22/2026	1,706.00	089949		1,706.00
04630	DEPT OF STATE HEALTH SERVICES							
I-04/01/2026	TESTING	R		4/22/2026	319.67	089950		319.67
35470	DURAN PHOTOGRAPHY							
I-2343	COUNCIL MEETING 04/13/2026	R		4/22/2026	400.00	089951		400.00
36340	FAMILY FIRST AUTOMOTIVE							
I-15255	OIL CHANGE UN2505	R		4/22/2026	76.42	089952		76.42
29620	GOODYEAR COMMERCIAL TIRE							
I-233-1028472	2X 265/60R17	R		4/22/2026	236.90	089953		
I-233-1028482	2X GY 265/60R17 UN01	R		4/22/2026	236.90	089953		473.80
43330	HEARD NATURAL SCIENCE MUSEUM &							
I-11165675	ANIMAL PRESENTATION	R		4/22/2026	300.00	089954		300.00
36820	HOSE TECH USA							
I-30002154	GOLDENWIRE/SWIVEL/FERRULE/CRMP	R		4/22/2026	119.53	089955		119.53

Item 7.

VENDOR I.D.	NAME	STATUS	CHECK DATE	INVOICE AMOUNT	DISCOUNT	CHECK NO	CHECK STATUS	CHECK AMOUNT
06550	KALAN-BLUFENIX BACKFLOW SOLUTI							
I-26--21689	BFPA TEST@ SPLASH PAD	R	4/22/2026	125.00		089956		125.00
41790	KNEE DEEP PLUMBING							
I-39610515	REPAIR TOILET @ PORTER PRK	R	4/22/2026	192.98		089957		
I-41981717	ADA TOILET REPAIRS @ RAILROAD	R	4/22/2026	707.98		089957		
I-44523666	3 TOILET FLUSH MTRS @ SWITZER	R	4/22/2026	2,942.10		089957		3,843.06
05400	LEGALSHIELD							
C-04/15/2026	LEGALSHIELD ROUNDING	R	4/22/2026	0.02CR		089958		
I-PPLPY 04.02.26	PREPAID LEGAL SERVICES	R	4/22/2026	40.41		089958		
I-PPLPY 04.17.26	PREPAID LEGAL SERVICES	R	4/22/2026	40.41		089958		80.80
25060	LEMONS PUBLICATIONS INC							
I-13133	12 MO. ADS 10/25 - 9/26	R	4/22/2026	750.00		089959		750.00
28240	MARTINEZ BROTHERS CONCRETE AND							
I-2633	CONCRETE WORK @ SENIOR CT	R	4/22/2026	10,608.00		089960		
I-2634	EXTEND SIDEWALK @ SENIOR CNTR	R	4/22/2026	1,000.00		089960		
I-2637	SIDEWALK REPAIR @ 804 3RD ST	R	4/22/2026	2,800.00		089960		14,408.00
02970	ODP BUSINESS SOLUTIONS, LLC							
I-460984521001	OFFICE SUPPLIES - P.W.	R	4/22/2026	264.63		089961		264.63
27600	OMNIBASE SERVICES OF TEXAS LP							
I-126-108061	QRTLTY REPORT JAN-MAR 2026	R	4/22/2026	114.00		089962		114.00
40380	PRK SERVICES, INC.							
I-80925	MAINTENANCE @ CITY HVAC UNITS	R	4/22/2026	1,650.00		089963		
I-80933	ADD 10.5LBS 410A @ 103 BOLIVAR	R	4/22/2026	1,017.88		089963		2,667.88
40480	PUBLIC SECTOR PERSONNEL CONSUL							
I-3858	EMPLOYEE COMP STUDY	R	4/22/2026	5,000.00		089964		5,000.00
37620	RANDY'S OF SANGER, LLC.							
I-6846	OIL CHANGE UN16	R	4/22/2026	129.35		089965		129.35
36840	REPUBLIC SERVICES #615							
I-0615-002665207	SLUDGE REMOVAL MAR 2026	R	4/22/2026	8,071.77		089966		8,071.77
43300	S&P GLOBAL INC							
I-11517609	BOND ADMIN FEES	R	4/22/2026	24,200.00		089967		24,200.00

Item 7.

VENDOR I.D.	NAME	STATUS	CHECK DATE	INVOICE AMOUNT	DISCOUNT	CHECK NO	CHECK STATUS	CHECK AMOUNT
25020	SANGER ACE HARDWARE							
C-7288	RTN SCREW EXTRACTOR	R	4/22/2026	4.42CR		089968		
I-7168	BUSHINGS	R	4/22/2026	9.98		089968		
I-7253	GALVENIZED NIPPLE	R	4/22/2026	7.59		089968		
I-7272	BOLT EYE/SPRNG SNP/FASTENERS	R	4/22/2026	20.64		089968		
I-7279	SCREEN FIBER/CABLE TIES/BUSHIN	R	4/22/2026	23.57		089968		
I-7282	SCREW EXTRACTOR	R	4/22/2026	16.99		089968		
I-7309	PAINT/NUMBERS @ SENIOR CTR MB	R	4/22/2026	26.58		089968		
I-7313	BALL VALVE	R	4/22/2026	28.99		089968		
I-7314	WEATHER STRIP SENIOR CTR MB	R	4/22/2026	23.57		089968		
I-7324	2X 4PK LEDS	R	4/22/2026	41.98		089968		195.47
38480	SSCW CORPORATE OFFICE LLC							
I-SANG032026	CAR WASHES MARCH 2026	R	4/22/2026	96.00		089969		96.00
02510	STATE COMPTROLLER							
I-04-30-2026	QTRLY REPORT JAN - MAR 2026	R	4/22/2026	14,229.62		089970		14,229.62
29190	STITCHIN' AND MORE CUSTOM GRAP							
I-3448	EMB HATS/HOODED SHIRTS	R	4/22/2026	244.00		089971		244.00
42870	TD CONSTRUCTION OF TX LLC							
I-120-2047	REPAIR HOT WTR @ SENIOR CTR	R	4/22/2026	200.00		089972		200.00
05350	TEXAS EXCAVATION SAFETY SYSTEM							
I-26-04253	MESSAGE FEES FOR MARCH 2026	R	4/22/2026	224.25		089973		224.25
19260	TYLER TECHNOLOGIES							
I-025-548784	UB NOTIFY 01/01/26 - 03/31/26	R	4/22/2026	434.50		089974		434.50
34220	UNIFIRST CORPORATION							
I-2900209069	MATS - CITY HALL	R	4/22/2026	19.83		089975		
I-2900209073	UNIFORMS	R	4/22/2026	60.42		089975		
I-2900209085	UNIFORMS	R	4/22/2026	37.60		089975		
I-2900209089	MATS - P.W.	R	4/22/2026	16.26		089975		
I-2900209458	UNIFORMS	R	4/22/2026	246.41		089975		380.52
1	BLOOMFIELD HOMES							
I-000202604200759	US REFUND	R	4/22/2026	774.19		089976		774.19
1	CHAVEZ, OSAEL A							
I-000202604200749	US REFUND	R	4/22/2026	70.95		089977		70.95

Item 7.

VENDOR I.D.	NAME	STATUS	CHECK DATE	INVOICE AMOUNT	DISCOUNT	CHECK NO	CHECK STATUS	CHECK AMOUNT
1	I-000202604200748	HIESLER, JEREMY US REFUND	R 4/22/2026	2.81		089978		2.81
1	I-000202604200755	M/I HOMES OF DFW US REFUND	R 4/22/2026	524.32		089979		524.32
1	I-000202604200756	M/I HOMES OF DFW US REFUND	R 4/22/2026	589.90		089980		589.90
1	I-000202604200757	M/I HOMES OF DFW US REFUND	R 4/22/2026	585.25		089981		585.25
1	I-000202604200758	M/I HOMES OF DFW US REFUND	R 4/22/2026	213.43		089982		213.43
1	I-000202604200752	MCCALLISTER, CLIFTON US REFUND	R 4/22/2026	55.81		089983		55.81
1	I-000202604200754	MITCH DUDLEY ENTERPR US REFUND	R 4/22/2026	238.21		089984		238.21
1	I-000202604200750	OLESON, MYRON US REFUND	R 4/22/2026	257.10		089985		257.10
1	I-000202604200753	STAG COMMERCIAL, LLC US REFUND	R 4/22/2026	221.45		089986		221.45
1	I-000202604200751	TERRACE, JOSEPH US REFUND	R 4/22/2026	59.46		089987		59.46
43220	I-1013 B	SANGER CROSSING, LTD REIMBURSEMENT	R 4/23/2026	829,000.00		089988		829,000.00
28710	I-0002934	AFFORD IT TIRES SANGER LLC TIRE PATCH	R 4/29/2026	20.00		089992		20.00
43340	I-18267	BOBBY GENTRY'S MUFFLER SHOP EXHAUST LEAK ON B-671	R 4/29/2026	250.00		089993		250.00
00420	I-86164167	BOUND TREE MEDICAL, LLC EMS MEDICAL SUPPLIES	R 4/29/2026	56.78		089994		
	I-86164168	EMS MEDICAL SUPPLIES	R 4/29/2026	92.15		089994		
	I-86164169	EMS MEDICAL SUPPLIES	R 4/29/2026	71.82		089994		
	I-86168752	HYPODERMIC NEEDLES	R 4/29/2026	24.49		089994		
	I-86170521	EMS MEDICAL SUPPLIES	R 4/29/2026	1,460.94		089994		1,706.18

Item 7.

VENDOR I.D.	NAME	STATUS	CHECK DATE	INVOICE AMOUNT	DISCOUNT	CHECK NO	CHECK STATUS	CHECK AMOUNT
40860	COWSER TIRE & SERVICE							
I-1-689525	TIRE MOUNT & BALANCE M671	R	4/29/2026	283.32		089995		283.32
26090	D & L FEEDS INC							
I-5057/6	HANDHELD SPRAYER	R	4/29/2026	18.99		089996		18.99
35470	DURAN PHOTOGRAPHY							
I-2344	CITY COUNCIL MEETING 4-20-26	R	4/29/2026	400.00		089997		
I-2345	PHOTOGRAPHY SERVICES 2026	R	4/29/2026	400.00		089997		
I-2346	PHOTOGRAPHY SERVICES 2026	R	4/29/2026	550.00		089997		1,350.00
28150	ENDERBY GAS							
I-1744148	DIESEL FOR GENERATORS	R	4/29/2026	636.24		089998		
I-1744151	DIESEL FOR GENERATORS	R	4/29/2026	265.87		089998		
I-1744164	DIESEL FOR GENERATOR	R	4/29/2026	846.03		089998		1,748.14
36340	FAMILY FIRST AUTOMOTIVE							
I-15401	OIL CHANGE UN03	R	4/29/2026	85.59		089999		
I-15405	VEHICLE REPAIRS UN01	R	4/29/2026	291.43		089999		377.02
01480	LAURA'S LOCKSMITH							
I-58183	CHANGE LOCKS @ PORTER PARK	R	4/29/2026	123.50		090000		123.50
32640	LLOYD GOSSELINK ROCHELLE & TOW							
I-97566481	DENTON 515 LAND LP 01/31/26	R	4/29/2026	1,664.03		090001		
I-97568142	BALLFIELD PERMITTING MAR 26	R	4/29/2026	987.50		090001		2,651.53
42330	MEDICAL AIR SERVICES ASSOCIATI							
I-MASPY 03.06.26	MASA	R	4/29/2026	140.00		090002		
I-MASPY 03.20.26	MASA	R	4/29/2026	140.00		090002		280.00
40520	NATIONAL WHOLESALE SUPPLY, INC							
I-S6018654.001	GASKET/FLANGE BOLT	R	4/29/2026	60.95		090003		
I-S6019757.001	PVC TOM CAPS	R	4/29/2026	43.59		090003		104.54
43180	PEAK MECHANICAL, LLC							
I-3900	NEW HVAC UNIT @ LIBRARY	R	4/29/2026	11,190.00		090004		11,190.00
43390	SAM HOUSTON STATE UNIVERSITY							
I-PIO041726-24	PUBLIC INFO OFFICER 6/29/26	R	4/29/2026	395.00		090005		395.00
25020	SANGER ACE HARDWARE							
I-7254	ADAPTR/PRIMER/CEMENT	R	4/29/2026	17.58		090006		
I-7255	PVC PIPE	R	4/29/2026	17.99		090006		
I-7317	FLX PASTE/PUTTY KNIFE/SPRINKLR	R	4/29/2026	67.56		090006		
I-7330	PLUG GROUND PVC 15A	R	4/29/2026	4.99		090006		
I-7331	2X HOLE SAWS	R	4/29/2026	46.98		090006		
I-7338	26G SHEET METAL	R	4/29/2026	19.18		090006		

Item 7.

VENDOR I.D.	NAME	STATUS	CHECK DATE	INVOICE AMOUNT	DISCOUNT	CHECK NO	CHECK STATUS	CHECK AMOUNT
I-7358	FIREANT KILLR GRAN 3.5#	R	4/29/2026	5.99		090006		
I-7363	2X PAINT BRUSHES	R	4/29/2026	35.98		090006		
I-7368	GRASS SEED @ PORTER PARK	R	4/29/2026	51.99		090006		
I-7373	FLUSH HANDLE	R	4/29/2026	18.99		090006		287.23
1	SARAH HALVERSON							
I-RFND 04.23.26	RFND DPST	R	4/29/2026	200.00		090007		200.00
1	STEPHANIE CAMPOS							
I-RFND 04/23/26	RFND DPST	R	4/29/2026	200.00		090008		200.00
29390	SYMBOL ARTS, LLC							
I-0563036	2X SGT BADGES	R	4/29/2026	220.00		090009		220.00
11900	TARRANT COUNTY COLLEGE							
I-NW134911	PATROL RIFLE 03/25/26-03/27/26	R	4/29/2026	420.00		090010		
I-NW135255	CLASS FOR WHITED	R	4/29/2026	385.00		090010		805.00
02690	TECHLINE, INC.							
I-1590674-00	4X 80W ACORN FIXTURES	R	4/29/2026	5,751.68		090011		
I-1590726-00	WHATABURGER METER SET	R	4/29/2026	1,541.00		090011		
I-1590828-00	LIGHTING	R	4/29/2026	7,950.00		090011		
I-1591355-00	PANDA EXPRESS METER SET	R	4/29/2026	1,565.00		090011		
I-1591361-01	150 KVA DV/76X84 PAD	R	4/29/2026	1,158.00		090011		
I-1591869-00	AIRPORT LAMP 620W	R	4/29/2026	196.20		090011		18,161.88
23400	THE RETAIL COACH							
I-5959	RETAIL RECRUITMENT SRVCS	R	4/29/2026	10,000.00		090012		10,000.00
19260	TYLER TECHNOLOGIES							
I-CI100-00266968	UB ONLINE MAY 2026	R	4/29/2026	110.00		090013		110.00
34220	UNIFIRST CORPORATION							
I-2900210504	MATS - CITY HALL	R	4/29/2026	19.83		090014		
I-2900210509	UNIFORMS	R	4/29/2026	60.42		090014		
I-2900210518	UNIFORMS	R	4/29/2026	233.42		090014		
I-2900210522	UNIFORMS	R	4/29/2026	37.60		090014		
I-2900210526	MATS - P.W.	R	4/29/2026	16.26		090014		367.53
09550	WATER TECH, INC.							
I-179167	12X CHLORINE CYLINDERS	R	4/29/2026	293.94		090015		293.94

Item 7.

VENDOR I.D.	NAME	STATUS	CHECK DATE	INVOICE AMOUNT	DISCOUNT	CHECK NO	CHECK STATUS	CHECK AMOUNT
-------------	------	--------	------------	----------------	----------	----------	--------------	--------------

* * T O T A L S * *		NO	INVOICE AMOUNT	DISCOUNTS	CHECK AMOUNT
REGULAR CHECKS:	180		1,404,792.89	0.00	1,407,936.40
HAND CHECKS:	0		0.00	0.00	0.00
DRAFTS:	10		1,137,833.21	0.00	1,137,833.21
EFT:	63		1,172,242.09	0.00	1,172,242.09
NON CHECKS:	0		0.00	0.00	0.00
VOID CHECKS:	3	VOID DEBITS	38,092.36		
		VOID CREDITS	38,392.36CR	300.00CR	0.00

TOTAL ERRORS: 0

VENDOR SET: 99	BANK: POOL	TOTALS:	NO	INVOICE AMOUNT	DISCOUNTS	CHECK AMOUNT
			256	3,718,011.70	0.00	3,718,011.70
BANK: POOL	TOTALS:		256	3,718,011.70	0.00	3,718,011.70
REPORT TOTALS:			259	3,727,651.88	0.00	3,727,651.88

SELECTION CRITERIA

Item 7.

VENDOR SET: 99-AP VENDOR SET  
VENDOR: ALL  
BANK CODES: All  
FUNDS: All

CHECK SELECTION

CHECK RANGE: 000000 THRU 999999  
DATE RANGE: 4/01/2026 THRU 4/30/2026  
CHECK AMOUNT RANGE: 0.00 THRU 999,999,999.99  
INCLUDE ALL VOIDS: YES

PRINT OPTIONS

SEQUENCE: CHECK NUMBER

PRINT TRANSACTIONS: YES  
PRINT G/L: NO  
UNPOSTED ONLY: NO  
EXCLUDE UNPOSTED: NO  
MANUAL ONLY: NO  
STUB COMMENTS: NO  
REPORT FOOTER: NO  
CHECK STATUS: NO  
PRINT STATUS: \* - All

Item 7.

VENDOR I.D.	NAME	STATUS	CHECK DATE	INVOICE AMOUNT	DISCOUNT	CHECK NO	CHECK STATUS	CHECK AMOUNT
C-CHECK	VOID CHECK	V	5/13/2026			090074		
C-CHECK	VOID CHECK	V	5/20/2026			090104		

* * T O T A L S * *	NO	INVOICE AMOUNT	DISCOUNTS	CHECK AMOUNT
REGULAR CHECKS:	0	0.00	0.00	0.00
HAND CHECKS:	0	0.00	0.00	0.00
DRAFTS:	0	0.00	0.00	0.00
EFT:	0	0.00	0.00	0.00
NON CHECKS:	0	0.00	0.00	0.00
VOID CHECKS:	2	VOID DEBITS 0.00		
		VOID CREDITS 0.00	0.00	0.00

TOTAL ERRORS: 0

VENDOR SET: 99 BANK: *	TOTALS:	NO	INVOICE AMOUNT	DISCOUNTS	CHECK AMOUNT
		2	0.00	0.00	0.00
BANK: *	TOTALS:	2	0.00	0.00	0.00

Item 7.

VENDOR I.D.	NAME	STATUS	CHECK DATE	INVOICE AMOUNT	DISCOUNT	CHECK NO	CHECK STATUS	CHECK AMOUNT
10610	LEADERSLIFE INS. COMPANY							
I-176382	LEADERSLIFE INS MAY 2026	R	5/20/2026	69.33		000873		69.33

* * T O T A L S * *	NO	INVOICE AMOUNT	DISCOUNTS	CHECK AMOUNT
REGULAR CHECKS:	1	69.33	0.00	69.33
HAND CHECKS:	0	0.00	0.00	0.00
DRAFTS:	0	0.00	0.00	0.00
EFT:	0	0.00	0.00	0.00
NON CHECKS:	0	0.00	0.00	0.00
VOID CHECKS:	0			
VOID DEBITS		0.00		
VOID CREDITS		0.00	0.00	

TOTAL ERRORS: 0

VENDOR SET: 99 BANK: EMP B	TOTALS:	NO	INVOICE AMOUNT	DISCOUNTS	CHECK AMOUNT
VENDOR SET: 99 BANK: EMP B	TOTALS:	1	69.33	0.00	69.33
BANK: EMP B	TOTALS:	1	69.33	0.00	69.33

Item 7.

VENDOR I.D.	NAME	STATUS	CHECK DATE	INVOICE AMOUNT	DISCOUNT	CHECK NO	CHECK STATUS	CHECK AMOUNT
14210	OFFICE OF THE ATTORNEY GENERAL							
I-CRWPY 05.01.26	CHILD SUPPORT AG#0013904686	D	5/01/2026	192.46		001036		
I-CS1PY 05.01.26	CHILD SUPPORT #0013869700	D	5/01/2026	486.92		001036		
I-CSPPY 05.01.26	CHILD SUPPORT #0013970270	D	5/01/2026	308.77		001036		
I-CSRYPY 05.01.26	CHILD SUPPORT #0013806050	D	5/01/2026	276.92		001036		1,265.07
22640	INTERNAL REVENUE SERVICE							
I-T1 PY 05.01.26	FEDERAL W/H	D	5/01/2026	27,561.80		001037		
I-T3 PY 05.01.26	FICA PAYABLE	D	5/01/2026	38,585.12		001037		
I-T4 PY 05.01.26	FICA PAYABLE	D	5/01/2026	9,024.00		001037		75,170.92
26810	BOK FINANCIAL							
I-05152026	2017 CO PRINCIPAL/INTEREST	D	5/12/2026	361,050.00		001041		361,050.00
42180	RAMP BUSINESS CORPORATION							
I-APR 2026	RAMP APR 2026	D	5/01/2026	25,892.71		001043		25,892.71
00100	TMRS							
I-RETPY 04.02.26	TMRS	D	5/04/2026	63,027.81		001044		
I-RETPY 04.17.26	TMRS	D	5/04/2026	65,028.33		001044		128,056.14
22640	INTERNAL REVENUE SERVICE							
I-T1 PY 05.15.26	FEDERAL W/H	D	5/15/2026	27,358.28		001047		
I-T3 PY 05.15.26	FICA PAYABLE	D	5/15/2026	38,150.08		001047		
I-T4 PY 05.15.26	FICA PAYABLE	D	5/15/2026	8,922.12		001047		74,430.48
14210	OFFICE OF THE ATTORNEY GENERAL							
I-CRWPY 05.15.26	CHILD SUPPORT AG#0013904686	D	5/15/2026	192.46		001048		
I-CS1PY 05.15.26	CHILD SUPPORT #0013869700	D	5/15/2026	486.92		001048		
I-CSPPY 05.15.26	CHILD SUPPORT #0013970270	D	5/15/2026	308.77		001048		
I-CSRYPY 05.15.26	CHILD SUPPORT #0013806050	D	5/15/2026	276.92		001048		1,265.07
00600	CITY OF SANGER							
I-MAY 26	COS UB 03/23/26 - 04/22/26	D	5/15/2026	35,543.27		001049		35,543.27
14210	OFFICE OF THE ATTORNEY GENERAL							
I-CRWPY 05.29.26	CHILD SUPPORT AG#0013904686	D	5/29/2026	192.46		001051		
I-CS1PY 05.29.26	CHILD SUPPORT #0013869700	D	5/29/2026	486.92		001051		
I-CSPPY 05.29.26	CHILD SUPPORT #0013970270	D	5/29/2026	308.77		001051		
I-CSRYPY 05.29.26	CHILD SUPPORT #0013806050	D	5/29/2026	276.92		001051		1,265.07
22640	INTERNAL REVENUE SERVICE							
I-T1 PY 05.29.26	FEDERAL W/H	D	5/29/2026	31,490.40		001052		
I-T3 PY 05.29.26	FICA PAYABLE	D	5/29/2026	40,953.82		001052		
I-T4 PY 05.29.26	FICA PAYABLE	D	5/29/2026	9,577.88		001052		82,022.10

Item 7.

VENDOR I.D.	NAME	STATUS	CHECK DATE	INVOICE AMOUNT	DISCOUNT	CHECK NO	CHECK STATUS	CHECK AMOUNT
22640	INTERNAL REVENUE SERVICE							
I-T1 PY 05.29.26B	FEDERAL W/H	D	5/29/2026	636.86		001053		
I-T3 PY 05.29.26B	FICA PAYABLE	D	5/29/2026	875.82		001053		
I-T4 PY 05.29.26B	FICA PAYABLE	D	5/29/2026	204.84		001053		1,717.52
11690	PITNEY BOWES - RESERVE ACCOUNT							
I-05.27.2026	REFILL POSTAGE METER	D	5/27/2026	300.00		001056		300.00
08120	ICMA-RC							
I-457PY 05.01.26	ICMA CITY OF SANGER 457 PLAN	E	5/01/2026	1,403.70		001902		1,403.70
00800	COSERV ELECTRIC							
I-APRIL 2026	APR 26 ELECTRIC	E	5/06/2026	4,755.18		001913		4,755.18
12820	RICOH USA, INC							
I-109989340	EQPMNT LSE 05/12/26 - 06/11/26	E	5/06/2026	914.00		001914		914.00
13080	BLUE CROSS BLUE SHIELD OF TEXA							
I-MAY 2026	HEALTH/DENTAL MAY 2026	E	5/06/2026	101,905.15		001915		101,905.15
19360	LEADSONLINE PARENT, LLC							
I-424851	TOTALTRACK 7/1/26 - 6/30/27	E	5/06/2026	2,773.00		001916		2,773.00
31670	BOOT BARN INC							
I-INV00592941	WORK BOOTS JATKINS	E	5/06/2026	200.00		001917		200.00
32030	GILLIAM INVESTMENTS: DBA: VANG							
I-68573	FY 25-26 CLEANING SRVCS	E	5/06/2026	4,121.00		001918		4,121.00
33730	AXON ENTERPRISE, INC.							
I-INUS386810	TASERS/BODY CAM/DASH CAM	E	5/06/2026	16,048.80		001919		
I-INUS426703	TASERS/BODY CAM/DASH CAM	E	5/06/2026	18,580.00		001919		
I-INUS427489	TASERS/BODY CAM/DASH CAM	E	5/06/2026	7,628.10		001919		42,256.90
33900	APSCO, INC							
I-S1564214.001	BONNET KIT FOR K81A	E	5/06/2026	450.00		001920		450.00
41590	BOLANOS, CHANTELL							
I-MILEAGE APR 26	MILEAGE FOR APRIL 2026	E	5/06/2026	9.86		001921		9.86
41610	ESPINOZA, CORIN A							
I-MILEAGE APR 26	MILEAGE FOR APRIL 2026	E	5/06/2026	9.57		001922		9.57

Item 7.

VENDOR I.D.	NAME	STATUS	CHECK DATE	INVOICE AMOUNT	DISCOUNT	CHECK NO	CHECK STATUS	CHECK AMOUNT
42970	MILLER, MORGAN G I-MILEAGE APR 26	E	5/06/2026	120.79		001923		120.79
08120	ICMA-RC I-457PY 05.15.26	E	5/15/2026	1,312.72		001924		1,312.72
02910	UPPER TRINITY I-W272605	E	5/13/2026	38,189.33		001925		38,189.33
04790	DENTON COUNTY TAX ASSESSOR I-5/4/2026	E	5/13/2026	15,882.96		001926		15,882.96
08460	DELL MARKETING L.P. I-10872330781 I-10873096034	E E	5/13/2026 5/13/2026	1,995.57 2,647.45		001927 001927		4,643.02
18790	FUELMAN I-NP70455995	E	5/13/2026	4,597.40		001928		4,597.40
18790	FUELMAN I-NP70483717	E	5/13/2026	4,706.83		001929		4,706.83
23760	KEEPITSAFE, LLC. - LIVEVAULT I-INVLUS-65035	E	5/13/2026	1,567.68		001930		1,567.68
25070	ALL AMERICAN DOGS INC I-6581	E	5/13/2026	7,938.45		001931		7,938.45
25730	DATAPROSE, LLC I-DP2602017	E	5/13/2026	5,990.75		001932		5,990.75
33900	APSCO, INC I-S1559937.001 I-S1563878.001	E E	5/13/2026 5/13/2026	263.30 3,420.55		001933 001933		3,683.85
40050	WSC ENERGY II I-EW381376427228	E	5/13/2026	370,826.46		001934		370,826.46
42060	MULTI SERVICE TECHNOLOGY SOLUT I-A27EC7B6	E	5/13/2026	3,799.99		001935		3,799.99
43190	CLEAR CHANNEL OUTDOOR HOLDINGS I-56288941	E	5/13/2026	12,660.00		001936		12,660.00

Item 7.

VENDOR I.D.	NAME	STATUS	CHECK DATE	INVOICE AMOUNT	DISCOUNT	CHECK NO	CHECK STATUS	CHECK AMOUNT
01920 I-66481	NICHOLS, JACKSON, DILLARD, HAGE LEGAL SRVCS APR 2026	E	5/20/2026	501.24		001937		501.24
08460 I-10873048603	DELL MARKETING L.P. DELL PRO MICRO/DELL PRO14	E	5/20/2026	5,004.67		001938		5,004.67
12820 I-5073149464	RICOH USA, INC SRVC CONTRACT MAY 2026	E	5/20/2026	743.84		001939		743.84
17900 I-LAB-0091150	LOWER COLORADO RIVER AUTHORITY WATER TESTING	E	5/20/2026	1,353.00		001940		1,353.00
18790 I-NP70513018	FUELMAN FUEL 05/11/26 - 05/17/26	E	5/20/2026	4,589.10		001941		4,589.10
20410 I-CN3096-4241898	CARENOW TESTING APR 2024	E	5/20/2026	165.00		001942		165.00
22400 I-202605180794	DUNN, REECE TRAVEL 05/03/26 - 05/05/26	E	5/20/2026	120.00		001943		120.00
23170 I-0634811-IN	BEACON ATHLETICS LLC SPARKLE #6 LINE CHALK	E	5/20/2026	748.20		001944		748.20
25590 I-000000081960 I-000000081961	SCHNEIDER ENGINEERING, LLC ERCOT TRANS OP APR 26 REG SRVCS ATCS FY 26 APR 26	E E	5/20/2026 5/20/2026	328.13 1,000.00		001945 001945		1,328.13
26380 I-MILEAGE 05/18/26	PIERCY, MEGHANN R MILEAGE FOR DMV TRIPS	E	5/20/2026	59.45		001946		59.45
32030 I-69384	GILLIAM INVESTMENTS: DBA: VANG FY 25-26 CLEANING SRVCS	E	5/20/2026	4,121.00		001947		4,121.00
34490 I-10164964	HALFF ASSOC INC ENGINEERING ASST 04/30/26	E	5/20/2026	20,924.90		001948		20,924.90
36010 I-45573	DOCUNAV SOLUTIONS FULL USER LICENSE SYEATTS	E	5/20/2026	1,021.76		001949		1,021.76
36430 I-368817	CIVICPLUS, LLC WEBSITE ADA COMPLIANCE	E	5/20/2026	7,359.92		001950		7,359.92

Item 7.

VENDOR I.D.	NAME	STATUS	CHECK DATE	INVOICE AMOUNT	DISCOUNT	CHECK NO	CHECK STATUS	CHECK AMOUNT
37840	MORTON, TIMOTHY J							
I-202605180792	TRAVEL 04/26/26 - 04/28/26	E	5/20/2026	160.00		001951		160.00
39930	GLOBAL CHARTER SERVICES, INC.							
I-02122026	CHARTER BUSES FF 26	E	5/20/2026	28,790.00		001952		28,790.00
40010	MCDORMAN SIGNS & ADVERTISING I							
I-6346	BILLBOARD QRTLY AD DESIGN	E	5/20/2026	2,999.00		001953		2,999.00
41870	BRADSHAW, SHANI							
I-202605180789	TRAVEL 05/18/26 - 05/20/26	E	5/20/2026	172.00		001954		172.00
41920	EUROFINS ENVIRONMENT TESTING E							
I-00071019	WASTE WATER TESTING 3/31/26	E	5/20/2026	1,275.00		001955		1,275.00
43240	ATLANTIC PERSONNEL & TENANT SC							
I-184618	BACKGROUND CHECK APR 2026	E	5/20/2026	100.00		001956		100.00
00440	BRAZOS ELECTRIC							
I-54986-RI-001	APRIL 2026	E	5/28/2026	10,141.66		001957		10,141.66
31670	BOOT BARN INC							
I-INV00602208	WORK BOOTS - RWELBORN	E	5/28/2026	200.00		001958		
I-INV00602209	WORK BOOTS - JMARTINEZ	E	5/28/2026	200.00		001958		
I-INV00602210	WORK BOOTS - CMARTINEZ	E	5/28/2026	200.00		001958		
I-INV00602211	WORK BOOTS - CHIESLER	E	5/28/2026	116.99		001958		
I-INV00602212	WORK BOOTS - TSLOVER	E	5/28/2026	179.99		001958		896.98
32030	GILLIAM INVESTMENTS: DBA: VANG							
I-68978	FY 25-26 CLEANING SRVCS	E	5/28/2026	4,121.00		001959		4,121.00
33900	APSCO, INC							
I-S1567332.001	12" CAST IRON FLAP VALVE	E	5/28/2026	1,518.41		001960		
I-S1567442.001	RUBBER METER WASHERS	E	5/28/2026	455.98		001960		1,974.39
34770	FIRST STOP HEALTH, LLC							
I-INV-81376	VIRTUAL URGENT CARE JUN 26	E	5/28/2026	925.60		001961		925.60
36460	KIMLEY-HORN & ASSOCIATES							
I-061322302-0426	TXDOT SOUND WALL ENHANCE	E	5/28/2026	2,000.00		001962		2,000.00
37880	BRIGHTSPEED							
I-420001170030	PHONE 05/10/26 - 06/09/26	E	5/28/2026	282.41		001963		282.41

Item 7.

VENDOR I.D.	NAME	STATUS	CHECK DATE	INVOICE AMOUNT	DISCOUNT	CHECK NO	CHECK STATUS	CHECK AMOUNT
38520	AMERICAN GOLF CARS							
I-INV78853	GOLF CARTS - FF 2026	E	5/28/2026	1,659.00		001964		1,659.00
38690	VORTEX INSURANCE AGENCY, LLC							
I-110712	RAIN INSURANCE FF 26	E	5/28/2026	6,669.00		001965		6,669.00
41420	OCLC, INC							
I-1000489488	CLOUDLIBRARY CONTENT	E	5/28/2026	2,075.00		001966		2,075.00
41450	KRISTUFEK, CHRISTOPHER J							
I-202605180791	TRAVEL 05/31/26 - 06/05/26	E	5/28/2026	298.00		001967		298.00
42030	TOBIAS, ANGELICA							
I-202605180793	TRAVEL 06/02/26 - 06/04/26	E	5/28/2026	487.76		001968		487.76
42200	MAYIM MUNICIPAL BUILDERS, LLC							
I-5	ADDTL BLOWER @ WWTP	E	5/28/2026	28,428.75		001969		28,428.75
14470	UNITED WAY							
I-UN PY 05.01.26	DONATIONS	R	5/01/2026	5.00		089989		5.00
15830	SANGER EDUCATION FOUNDATION IN							
I-SGFPY 05.01.26	FOUNDATION-ISD	R	5/01/2026	2.50		089990		2.50
33300	HSA BANK							
I-HSAPY 05.01.26	HSA	R	5/01/2026	2,669.65		089991		2,669.65
43390	SAM HOUSTON STATE UNIVERSITY							
I-PIO041726-24	PUBLIC INFO OFFICER 6/29/26	V	4/29/2026	395.00		090005		395.00
43390	SAM HOUSTON STATE UNIVERSITY							
M-CHECK	SAM HOUSTON STATE UNIVERUNPOST	V	5/15/2026			090005		395.00CR
28710	AFFORD IT TIRES SANGER LLC							
I-0002939	TIRE PLUG LP1431647	R	5/06/2026	10.00		090016		10.00
25610	AUSTIN LANE TECHNOLOGIES, INC							
I-203637	NETWORK MAINTENANCE MAY 26	R	5/06/2026	13,118.75		090017		13,118.75
33050	BLUE MOON SPORTSWEAR INC							
I-86138	FIREFIGHTER SHIRTS	R	5/06/2026	1,495.60		090018		1,495.60
00520	CASCO INDUSTRIES, INC.							
I-282291	BNKR COAT/PANTS & LETTERS	R	5/06/2026	5,957.12		090019		5,957.12

Item 7.

VENDOR I.D.	NAME	STATUS	CHECK DATE	INVOICE AMOUNT	DISCOUNT	CHECK NO	CHECK STATUS	CHECK AMOUNT
22050	CHILDREN'S ADVOCACY CENTER FOR FAIR SHARE 4/20/2026	R	5/06/2026	24,360.00		090020		24,360.00
00590	CITY OF DENTON WATER TESTING 3/2/26-4/14/26	R	5/06/2026	200.00		090021		200.00
36200	DALLAS NEXT LLC AD - DRC EVO DEV GUIDE	R	5/06/2026	6,000.00		090022		6,000.00
13300	DENTON SAND & GRAVEL							
	I-14919 3 YD TOPSOIL @ SENIOR CENTER	R	5/06/2026	135.00		090023		
	I-14921 3 YD TOPSOIL @ SENIOR CENTER	R	5/06/2026	135.00		090023		
	I-14929 3 YD TOPSOIL @ SENIOR CENTER	R	5/06/2026	135.00		090023		
	I-14930 3 YD TOPSOIL @ SENIOR CENTER	R	5/06/2026	135.00		090023		
	I-14931 3 YD TOPSOIL @ SENIOR CENTER	R	5/06/2026	135.00		090023		
	I-36161 3 YD GRAVEL @ SENIOR CENTER	R	5/06/2026	291.00		090023		
	I-36207 3 YD TOPSOIL @ SENIOR CENTER	R	5/06/2026	135.00		090023		
	I-60001 20 YD GRAVEL SENIOR CENTER	R	5/06/2026	1,706.00		090023		2,807.00
1	DORA GARCIA COMM CTR RFND	R	5/06/2026	400.00		090024		400.00
35470	DURAN PHOTOGRAPHY							
	I-2337 BNB STONE SPOTLIGHT VIDEO	R	5/06/2026	1,500.00		090025		
	I-2348 PHOTOGRAPHY SERVICES 2026	R	5/06/2026	550.00		090025		2,050.00
00920	ELLIOTT ELECTRIC 4X PHOTO CONTROL	R	5/06/2026	216.76		090026		216.76
36340	FAMILY FIRST AUTOMOTIVE							
	I-14940 VEHICLE REPAIRS UN14	R	5/06/2026	2,527.41		090027		
	I-15014 VEHICLE REPAIRS UN03	R	5/06/2026	1,594.05		090027		
	I-15204 OIL CHANGE UN2504	R	5/06/2026	76.48		090027		
	I-15281 OIL CHANGE UN16	R	5/06/2026	76.48		090027		
	I-15433 BRAKE CHECK UN19	R	5/06/2026	87.13		090027		4,361.55
05900	FULTON'S METAL & HARDWARE 2X 24X40 CULVERTS	R	5/06/2026	2,600.00		090028		2,600.00
37220	HOLIDAY INN EXPRESS & SUITES D H.O.T. GRANT PAYMENT	R	5/06/2026	17,898.50		090029		17,898.50
01240	INLAND TRUCK PARTS, INC. SERVICE CHECK ENGINE LIGHT	R	5/06/2026	459.20		090030		459.20

Item 7.

VENDOR I.D.	NAME	STATUS	CHECK DATE	INVOICE AMOUNT	DISCOUNT	CHECK NO	CHECK STATUS	CHECK AMOUNT
41790	KNEE DEEP PLUMBING							
I-45028625	CAMERA DRAIN @ CITY HALL	R	5/06/2026	327.25		090031		327.25
40680	LION ORGANIZATIONAL DEVELOPMEN							
I-3475	LEADERSHIP TRNG 4/30/26	R	5/06/2026	4,500.00		090032		4,500.00
01570	LOWE'S COMPANIES, INC.							
I-93324	24IN LAWN ROLLER	R	5/06/2026	76.94		090033		
I-99613	4X4 POST FOR SENIOR CENTER MB	R	5/06/2026	9.48		090033		86.42
32980	MCCAIN'S OVERHEAD DOOR & GATE							
I-42961450	BAY DOOR REPAIRS @ ELE DEPT	R	5/06/2026	999.52		090034		999.52
29030	MCCREARY, VESELKA, BRAGG & ALL							
I-317564	MARCH 2026 WARRANT FEES	R	5/06/2026	341.40		090035		
I-317565	MARCH 2026 WARRANT FEES	R	5/06/2026	603.60		090035		945.00
43260	MUNDO AND ASSOCIATES, INC.							
I-05/02/2026	MDD ELECTRION SERVICES	R	5/06/2026	22,500.00		090036		22,500.00
36990	NORTEX COMMUNICATIONS COMPANY							
I-11196535	INTERENET & PHONE MAY 26	R	5/06/2026	6,649.80		090037		
I-INV-5557	COMMS INSTALL @ SENIOR CT	R	5/06/2026	8,750.00		090037		15,399.80
02970	ODP BUSINESS SOLUTIONS, LLC							
I-462323489001	PENS/KLEENEX	R	5/06/2026	19.99		090038		
I-464221152001	OFFICE CHAIR FOR LBIGGS	R	5/06/2026	241.15		090038		
I-465707529001	OFFICE SUPPLY FOR 201 BOLIVAR	R	5/06/2026	313.32		090038		
I-465747423001	HNG FLDR TABS	R	5/06/2026	2.60		090038		577.06
19200	PATHMARK TRAFFIC PRODUCTS OF T							
I-26996	PAVEMNT MARKERS/BUTYL PADS	R	5/06/2026	1,055.00		090039		1,055.00
25020	SANGER ACE HARDWARE							
I-7366	CLOG REMOVER GEL	R	5/06/2026	19.99		090040		
I-7369	TUBE STRAP/FASTENERS	R	5/06/2026	14.04		090040		
I-7374	LINZER CHIP BRUSH	R	5/06/2026	15.77		090040		
I-7376	DW TORX BIT SET	R	5/06/2026	16.99		090040		
I-7378	ROUND LINE 2.7MM RED	R	5/06/2026	18.50		090040		
I-7384	LOCATE FLAGS	R	5/06/2026	99.98		090040		
I-7385	WIRE BRUSH	R	5/06/2026	6.99		090040		
I-7401	FASTENERS	R	5/06/2026	1.79		090040		
I-7416	MARKING FLAGS	R	5/06/2026	27.98		090040		222.03

Item 7.

VENDOR I.D.	NAME	STATUS	CHECK DATE	INVOICE AMOUNT	DISCOUNT	CHECK NO	CHECK STATUS	CHECK AMOUNT
04290	SANGER CHAMBER OF COMMERCE							
I-2025 QTR 4	2025 QTR 4 H.O.T. PAYMENT	R	5/06/2026	5,000.00		090041		
I-2026 QTR 1	2026 QTR 1 H.O.T. PAYMENT	R	5/06/2026	5,000.00		090041		10,000.00
16240	SCHAD & PULTE							
I-161194	NITROGEN	R	5/06/2026	8.00		090042		
I-161652	NITROGEN	R	5/06/2026	8.00		090042		
I-162109	NITROGEN	R	5/06/2026	8.00		090042		
I-162549	NITROGEN	R	5/06/2026	8.00		090042		
I-163016	NITROGEN	R	5/06/2026	8.00		090042		
I-163462	NITROGEN	R	5/06/2026	8.00		090042		48.00
38800	SOUTHERN TIRE MART LLC							
I-4130111213	SKID STEER TIRE	R	5/06/2026	385.00		090043		385.00
18620	STERICYCLE, INC.							
I-8014055120	MEDICAL WASTE MAY 2026	R	5/06/2026	292.33		090044		292.33
02690	TECHLINE, INC.							
I-1590741-00	CLUB CAR WASH MTR SET	R	5/06/2026	3,290.00		090045		
I-1591151-00	WHATABURGER - MATERIALS	R	5/06/2026	21,333.30		090045		24,623.30
43280	TRINITY TURF NURSERY, INC							
I-119166	TIFWAY 419	R	5/06/2026	135.00		090046		135.00
34220	UNIFIRST CORPORATION							
I-2900211835	MATS - CITY HALL	R	5/06/2026	19.83		090047		
I-2900211838	UNIFORMS	R	5/06/2026	60.42		090047		
I-2900211846	UNIFORMS	R	5/06/2026	101.01		090047		
I-2900211850	UNIFORMS	R	5/06/2026	37.60		090047		
I-2900211852	MATS - P.W.	R	5/06/2026	16.26		090047		235.12
37900	WORKQUEST							
I-PINV0302274	TOXICOLOGY/BAC DRUG TEST KITS	R	5/06/2026	232.25		090048		232.25
1	ALEGRIA, DANIEL							
I-000202605040763	US REFUND	R	5/06/2026	160.96		090049		160.96
1	BARR, BROOKE							
I-000202605040764	US REFUND	R	5/06/2026	26.72		090050		26.72
1	CASTILLO, JOSE							
I-000202605040765	US REFUND	R	5/06/2026	4.76		090051		4.76

Item 7.

VENDOR I.D.	NAME	STATUS	CHECK DATE	INVOICE AMOUNT	DISCOUNT	CHECK NO	CHECK STATUS	CHECK AMOUNT
1	I-000202605040769	HERMES, KENNETH US REFUND	R	5/06/2026		159.21	090052	159.21
1	I-000202605040767	JACKSON, MICHAEL US REFUND	R	5/06/2026		9.63	090053	9.63
1	I-000202605040766	OPENDOOR LABS INC US REFUND	R	5/06/2026		40.66	090054	40.66
1	I-000202605040768	WALKER, THOMAS US REFUND	R	5/06/2026		338.49	090055	338.49
33300	I-HSAPY 05.15.26	HSA BANK HSA	R	5/15/2026		2,718.88	090056	2,718.88
15830	I-SGFPY 05.15.26	SANGER EDUCATION FOUNDATION IN FOUNDATION-ISD	R	5/15/2026		2.50	090057	2.50
14470	I-UN PY 05.15.26	UNITED WAY DONATIONS	R	5/15/2026		5.00	090058	5.00
42310	I-S-INV190830	AADVANTAGE LAUNDRY SYSTEMS, LL INSPECTED WASHER #1	R	5/13/2026		362.50	090059	362.50
37370	I-INV0113795	AQUA METRIC SALES COMPANY 50X 3/4" MTRS & MXU 520S	R	5/13/2026		31,937.31	090060	31,937.31
43410	I-1060932 I-1060933	ARRINGTON OUTDOOR ADVERTISING, BILLBOARD ON IH-35 BILLBOARD ON FM 455	R R	5/13/2026 5/13/2026		1,350.00 2,300.00	090061 090061	3,650.00
25610	I-203686	AUSTIN LANE TECHNOLOGIES, INC WORKSTATION CONFIGURATION	R	5/13/2026		450.00	090062	450.00
1	I-REFUND 05.06.26	BROOKE WORTHEY PAVILION RFND	R	5/13/2026		50.00	090063	50.00
26350	I-46649	C & G ELECTRIC, INC SRVC CALL @ S BOTTOM LS	R	5/13/2026		150.00	090064	150.00
00850	I-04264016	DENTON RECORD-CHRONICLE NOTICE OF ELECTION GENERAL/MDD	R	5/13/2026		642.50	090065	642.50

Item 7.

VENDOR I.D.	NAME	STATUS	CHECK DATE	INVOICE AMOUNT	DISCOUNT	CHECK NO	CHECK STATUS	CHECK AMOUNT
13300	DENTON SAND & GRAVEL							
I-14972	1YD ROCK @ SENIOR CENTER	R	5/13/2026	97.00		090066		97.00
35470	DURAN PHOTOGRAPHY							
I-2351	CUSTOM FRAME PRINT PRODUCTION	R	5/13/2026	1,600.00		090067		1,600.00
43290	FIVE STAR CHEVROLET, LLC							
I-243086	VEHICLE REPAIRS UN07	R	5/13/2026	6,719.37		090068		6,719.37
39920	IMPACT PROMOTIONAL SERVICES, L							
I-INV173642	SHIRTS FOR TCHEEK	R	5/13/2026	174.38		090069		
I-INV173875	OUTFITTING PGREEN	R	5/13/2026	1,331.44		090069		1,505.82
28030	KNOX COMPANY							
I-INV-KA-492406	KEYSECURE 5	R	5/13/2026	1,253.00		090070		
I-INV-KA-518586	1YR KNOXCONNECT	R	5/13/2026	721.00		090070		
I-INV-KA-518965	2X MOUNTING BRACKET 60D ANGLE	R	5/13/2026	210.00		090070		2,184.00
01490	LAWN LAND, INC.							
I-514675	BELT FOR BOBCAT MOWER	R	5/13/2026	61.85		090071		61.85
32640	LLOYD GOSSELINK ROCHELLE & TOW							
I-97567818	WASTEWATER COMPLIANCE 3/31/26	R	5/13/2026	6,205.50		090072		
I-97567819	LAGUNA AZURE TPDES 03/31/26	R	5/13/2026	4,171.50		090072		
I-97567888	CCNS & DISTRICTS 03/31/2026	R	5/13/2026	259.00		090072		
I-97567889	NCDC MUD 1 03/31/2026	R	5/13/2026	156.00		090072		
I-97567890	HORN CCN DECERT 3/31/26	R	5/13/2026	1,092.00		090072		
I-97567891	WHEATCRAFT CCN DECERT 3/31/26	R	5/13/2026	440.50		090072		
I-97567892	DENTON 515 LAND DECERT 3/31/26	R	5/13/2026	492.50		090072		
I-97567893	MERITAGE CCN TRANSFER 3/31/26	R	5/13/2026	2,812.50		090072		15,629.50
08690	O'REILLY AUTO PARTS							
I-1959-299781	LIFT SUPPORTS	R	5/13/2026	39.66		090073		
I-1959-299837	PUMP/WIPER BLADE/WIPER FLUID	R	5/13/2026	115.64		090073		
I-1959-300034	2X 5QT MOTOR OILS	R	5/13/2026	78.77		090073		
I-1959-300076	WIPER BLADES	R	5/13/2026	75.98		090073		
I-1959-300081	AIR FILTER/WIPER FLUID	R	5/13/2026	30.41		090073		
I-1959-301374	24REXT BATTERY/CORE/FEE	R	5/13/2026	190.99		090073		
I-1959-302749	1QTMOTOR OIL	R	5/13/2026	7.49		090073		
I-1959-302963	OIL FILTER/HYD FILTER/MOTO OIL	R	5/13/2026	46.08		090073		
I-1959-302964	WIPER BLADES	R	5/13/2026	47.98		090073		
I-1959-302978	WIPER BLADE/RAINX/SPRAY/BRUSH	R	5/13/2026	59.54		090073		
I-1959-303187	14OZGREASE	R	5/13/2026	74.90		090073		
I-1959-303434	OIL FILTER	R	5/13/2026	10.60		090073		
I-1959-304891 B	ANTIFREEZE	R	5/13/2026	10.99		090073		
I-1959-304926	TRUCK WASH	R	5/13/2026	47.99		090073		
I-1959-306150	BATT TERM/CRIMPER/RECIP SW BLD	R	5/13/2026	60.97		090073		897.99

Item 7.

VENDOR I.D.	NAME	STATUS	CHECK DATE	INVOICE AMOUNT	DISCOUNT	CHECK NO	CHECK STATUS	CHECK AMOUNT
02970	ODP BUSINESS SOLUTIONS, LLC							
I-459446698001	KEYBOARD	R	5/13/2026	36.09		090075		
I-466305140001	COPY PAPER	R	5/13/2026	90.70		090075		126.79
19200	PATHMARK TRAFFIC PRODUCTS OF T							
I-27072	EPOXY 600CC DISP GUN MANUAL	R	5/13/2026	155.00		090076		
I-27121	2-WAY BLUE REFLECTIVE MARKER	R	5/13/2026	1,460.00		090076		1,615.00
02050	PITNEY BOWES, INC.							
I-3322385787	PSTG MCHN 02/25/26 - 05/24/26	R	5/13/2026	433.02		090077		433.02
33820	POWER-D UTILITY SERVICES, LLC							
I-2603	TXDOT IH35 BATCH PLANT	R	5/13/2026	1,200.00		090078		1,200.00
36840	REPUBLIC SERVICES #615							
I-0615-002699637	SLUDGE PICKUP APR 2026	R	5/13/2026	8,237.98		090079		8,237.98
42070	TALEWISE							
I-21946	SCIENCE HEROES DIGGIN IT 6/23	R	5/13/2026	403.00		090080		403.00
02690	TECHLINE, INC.							
I-1591470-00	TOM THUMB FUELING MTR SET	R	5/13/2026	1,542.00		090081		1,542.00
34220	UNIFIRST CORPORATION							
I-2900213749	MATS - CITY HALL	R	5/13/2026	19.83		090082		
I-2900213750	UNIFORMS	R	5/13/2026	61.03		090082		
I-2900213751	UNIFORMS	R	5/13/2026	106.36		090082		
I-2900213752	UNIFORMS	R	5/13/2026	37.60		090082		
I-2900213753	MATS - P.W.	R	5/13/2026	16.26		090082		241.08
40810	ZODIAC POOLS & OUTDOOR LIVING							
I-4001	RILEY RANCH POOL SRVC APR 26	R	5/13/2026	175.00		090083		175.00
1	BLOOMFIELD HOMES							
I-000202605110786	US REFUND	R	5/13/2026	462.01		090084		462.01
1	BLOOMFIELD HOMES							
I-000202605110787	US REFUND	R	5/13/2026	555.23		090085		555.23
1	BLOOMFIELD HOMES							
I-000202605110788	US REFUND	R	5/13/2026	479.32		090086		479.32
1	CARVER, CANDACE C							
I-000202605110778	US REFUND	R	5/13/2026	190.95		090087		190.95

Item 7.

VENDOR I.D.	NAME	STATUS	CHECK DATE	INVOICE AMOUNT	DISCOUNT	CHECK NO	CHECK STATUS	CHECK AMOUNT
1 I-000202605110781	D.R. HORTON US REFUND	R	5/13/2026	536.43		090088		536.43
1 I-000202605110782	D.R. HORTON US REFUND	R	5/13/2026	517.70		090089		517.70
1 I-000202605110783	D.R. HORTON US REFUND	R	5/13/2026	473.08		090090		473.08
1 I-000202605110777	DOUBLE K VENTURES LL US REFUND	R	5/13/2026	965.42		090091		965.42
1 I-000202605110772	IGNACIO, RAFAEL L US REFUND	R	5/13/2026	28.99		090092		28.99
1 I-000202605110774	INGRAM, JEFFERY S US REFUND	R	5/13/2026	31.14		090093		31.14
1 I-000202605110773	JOHNSON RENTAL PROPE US REFUND	R	5/13/2026	49.79		090094		49.79
1 I-000202605110784	M/I HOMES OF DFW US REFUND	R	5/13/2026	546.16		090095		546.16
1 I-000202605110785	M/I HOMES OF DFW US REFUND	R	5/13/2026	140.37		090096		140.37
1 I-000202605110770	MELTON, CYNTHIA US REFUND	R	5/13/2026	21.61		090097		21.61
1 I-000202605110771	ODIE, HAILLEY N US REFUND	R	5/13/2026	2.45		090098		2.45
1 I-000202605110776	PAX, TONY US REFUND	R	5/13/2026	33.22		090099		33.22
1 I-000202605110775	SWAIDNER, DIANNE US REFUND	R	5/13/2026	8.28		090100		8.28
1 I-000202605110779	US ULTRA HOMES, LLC US REFUND	R	5/13/2026	565.70		090101		565.70
1 I-000202605110780	US ULTRA HOMES, LLC US REFUND	R	5/13/2026	572.34		090102		572.34

Item 7.

VENDOR I.D.	NAME	STATUS	CHECK DATE	INVOICE AMOUNT	DISCOUNT	CHECK NO	CHECK STATUS	CHECK AMOUNT
00200	ADAMS EXTERMINATING CO.							
I-1297130	BI-MONTHLY PEST CONTROL	R	5/20/2026	78.00		090103		
I-1297131	BI-MONTHLY PEST CONTROL	R	5/20/2026	58.00		090103		
I-1297132	BI-MONTHLY PEST CONTROL	R	5/20/2026	60.00		090103		
I-1297133	BI-MONTHLY PEST CONTROL	R	5/20/2026	58.00		090103		
I-1297134	BI-MONTHLY PEST CONTROL	R	5/20/2026	58.00		090103		
I-1297135	BI-MONTHLY PEST CONTROL	R	5/20/2026	58.00		090103		
I-1297136	BI-MONTHLY PEST CONTROL	R	5/20/2026	58.00		090103		
I-1297137	BI-MONTHLY PEST CONTROL	R	5/20/2026	58.00		090103		
I-1297138	BI-MONTHLY PEST CONTROL	R	5/20/2026	58.00		090103		
I-1297140	BI-MONTHLY PEST CONTROL	R	5/20/2026	58.00		090103		
I-1297141	BI-MONTHLY PEST CONTROL	R	5/20/2026	58.00		090103		
I-1297142	BI-MONTHLY PEST CONTROL	R	5/20/2026	78.00		090103		
I-1297143	BI-MONTHLY PEST CONTROL	R	5/20/2026	58.00		090103		
I-1297144	BI-MONTHLY PEST CONTROL	R	5/20/2026	58.00		090103		
I-1298328	BI-MONTHLY PEST CONTROL	R	5/20/2026	75.00		090103		
I-1298462	BI-MONTHLY PEST CONTROL	R	5/20/2026	58.00		090103		987.00
28710	AFFORD IT TIRES SANGER LLC							
I-0002968	ROTATE/PATCH TIRE UN10	R	5/20/2026	40.00		090105		
I-0002971	TIRE PATCH 56-58	R	5/20/2026	20.00		090105		60.00
00240	AMERICAN PUBLIC POWER							
I-000226098	MEMBERSHIP DUES 26-27	R	5/20/2026	4,944.05		090106		4,944.05
01550	ATMOS ENERGY							
I-05/12/26	GAS 04/02/26 - 05/01/26	R	5/20/2026	1,299.24		090107		1,299.24
25610	AUSTIN LANE TECHNOLOGIES, INC							
I-203690	CONFIGURATION/DEPLOYMENT	R	5/20/2026	1,350.00		090108		1,350.00
00420	BOUND TREE MEDICAL, LLC							
I-86184884	EMS MEDICAL SUPPLIES	R	5/20/2026	1,404.87		090109		1,404.87
40690	BROWN & HOFMEISTER, L.L.P.							
I-0625-001-53808	LEGAL SRVCS - 04/30/26	R	5/20/2026	5,825.50		090110		5,825.50
39710	CLARKADAMSON, LLC							
I-0033	FY 25-26 ANNUAL CONSULTNG	R	5/20/2026	2,375.00		090111		2,375.00
35470	DURAN PHOTOGRAPHY							
I-2352	CITY COUNCIL MEETING 05/04/26	R	5/20/2026	400.00		090112		
I-2354	PHOTOGRAPHY SERVICES 2026	R	5/20/2026	800.00		090112		
I-2355	CITY COUNCIL MEETING 05/13/26	R	5/20/2026	400.00		090112		1,600.00

Item 7.

VENDOR I.D.	NAME	STATUS	CHECK DATE	INVOICE AMOUNT	DISCOUNT	CHECK NO	CHECK STATUS	CHECK AMOUNT
43400	EIGHT 20 CONSULTING LLC							
I-23242	GENERAL CONSULTING	R	5/20/2026	4,000.00		090113		
I-23309	GENERAL CONSULTING	R	5/20/2026	4,000.00		090113		8,000.00
24090	EMERGENCY EQUIPMENT OF NORTH T							
I-26019	REPAIR GENERATOR M672	R	5/20/2026	2,218.32		090114		2,218.32
34360	ENVIRONMENTAL MONITORING LABOR							
I-26040140	WASTE WATER TESTING APR 26	R	5/20/2026	1,944.00		090115		1,944.00
36340	FAMILY FIRST AUTOMOTIVE							
I-15704	MOTOR OIL/TRANS FLUID UN01	R	5/20/2026	390.65		090116		
I-15707	OIL CHANGE UN10	R	5/20/2026	85.59		090116		476.24
40300	GENERAL CODE, LLC							
I-PG000046483	SUPPLEMENT NO. 9	R	5/20/2026	547.00		090117		547.00
28820	GLENN POLK AUTOPLEX INC							
I-C4CS885101	TOWING FEE UN18	R	5/20/2026	120.00		090118		120.00
34480	MAGUIRE IRON, INC							
I-9300	YR 7 CLEAN OUT OR ROV	R	5/20/2026	4,276.25		090119		
I-9301	YR 7 CLEAN OUT OR ROV	R	5/20/2026	3,787.25		090119		
I-9302	YR 7 CLEAN OUT OR ROV	R	5/20/2026	3,143.25		090119		11,206.75
29030	MCCREARY, VESELKA, BRAGG & ALL							
I-318335	UB COLLECTION FEES	R	5/20/2026	9.91		090120		
I-319177	WARRANT FEES APR 2026	R	5/20/2026	599.70		090120		
I-319178	WARRANT FEES APR 26	R	5/20/2026	615.00		090120		1,224.61
40380	PRK SERVICES, INC.							
I-81047	HVAC REPAIRS @ FIRE DEPT	R	5/20/2026	4,080.00		090121		4,080.00
36840	REPUBLIC SERVICES #615							
I-0615-002704060	SOLID WASTE SRVC APR 2026	R	5/20/2026	105,281.71		090122		105,281.71
38480	SSCW CORPORATE OFFICE LLC							
I-SANG042026	CAR WASHES APR 2026	R	5/20/2026	68.00		090123		68.00
29390	SYMBOL ARTS, LLC							
I-0560181	10X PATROL BADGES	R	5/20/2026	1,179.50		090124		1,179.50
05350	TEXAS EXCAVATION SAFETY SYSTEM							
I-26-06881	MESSAGE FEES - APRIL 2026	R	5/20/2026	230.00		090125		230.00

Item 7.

VENDOR I.D.	NAME	STATUS	CHECK DATE	INVOICE AMOUNT	DISCOUNT	CHECK NO	CHECK STATUS	CHECK AMOUNT
19260	TYLER TECHNOLOGIES							
I-CI100-00275032	UB ONLINE JUN 2026	R	5/20/2026	110.00		090126		110.00
34220	UNIFIRST CORPORATION							
I-2900214954	MATS - CITY HALL	R	5/20/2026	19.83		090127		
I-2900214958	UNIFORMS	R	5/20/2026	43.53		090127		
I-2900214969	UNIFORMS	R	5/20/2026	37.60		090127		
I-2900214970	MATS - P.W.	R	5/20/2026	16.26		090127		
I-2900215333	UNIFORMS	R	5/20/2026	116.56		090127		233.78
33520	UNITED AG & TURF							
I-14576921	PLUG/BELT/BLADE	R	5/20/2026	156.60		090128		156.60
11430	USABLUBOOK							
I-INV00986808	BUFFER PACK/FILLER/VIALS	R	5/20/2026	969.90		090129		969.90
42170	AFFORD IT OIL & AUTO LLC							
I-932-1311-2496	OIL CHANGE 30-8351	R	5/28/2026	68.98		090130		
I-932-1311-2513	OIL CHANGE 30-9291	R	5/28/2026	85.98		090130		
I-932-1311-2864	OIL CHANGE 56-58	R	5/28/2026	63.99		090130		218.95
42940	ANTHEM SPORTS, LLC							
I-455311	POLYCAP FENCE CAPS	R	5/28/2026	4,837.53		090131		4,837.53
37370	AQUA METRIC SALES COMPANY							
I-INV0114003	20X WATER METERS	R	5/28/2026	30,033.54		090132		30,033.54
43030	BK TECHNOLOGIES, INC.							
I-6060547	RADIO FOR CHIEF TRUCK	R	5/28/2026	3,731.23		090133		3,731.23
37770	CALIBRE PRESS							
I-168119	OFFICER TRAINING DALLEN	R	5/28/2026	359.00		090134		359.00
42150	CARDWELL PAVING LLC							
I-1429	SENIOR CENTER PARKING LOT	R	5/28/2026	7,150.00		090135		7,150.00
41740	CMC RAPID RESPONSE							
I-5407	OIL CHANGE 50-0107	R	5/28/2026	205.29		090136		205.29
42470	CORE CONSTRUCTION SERVICES OF							
I-2	COMMUNITY CENTER REMODEL	R	5/28/2026	9,000.00		090137		9,000.00
43150	CRAZY LEMUR LLC							
I-48	PETTING ZOO @ FF 2026	R	5/28/2026	365.00		090138		365.00

Item 7.

VENDOR I.D.	NAME	STATUS	CHECK DATE	INVOICE AMOUNT	DISCOUNT	CHECK NO	CHECK STATUS	CHECK AMOUNT
35470	DURAN PHOTOGRAPHY							
I-2357	NFC KEYCHAINS	R	5/28/2026	500.00		090139		
I-2358	CITY COUNCIL MEETING 05-18-26	R	5/28/2026	400.00		090139		
I-2359	PHOTOGRAPHY SERVICES 2026	R	5/28/2026	400.00		090139		
I-2360	PHOTOGRAPHY SERVICES 2026	R	5/28/2026	550.00		090139		1,850.00
41250	EMERALD CITY MANAGEMENT, LLC							
I-108075A	PARTY MACHINE BAND	R	5/28/2026	7,500.00		090140		7,500.00
34360	ENVIRONMENTAL MONITORING LABOR							
I-25100470	WASTE WATER TESTING OCT 25	R	5/28/2026	1,944.00		090141		
I-25110140	WASTE WATER TESTING NOV 25	R	5/28/2026	1,944.00		090141		
I-26020144	WASTE WATER TESTING FEB 26	R	5/28/2026	1,728.00		090141		
I-26030138	WASTE WATER TESTING MAR 26	R	5/28/2026	1,944.00		090141		7,560.00
36340	FAMILY FIRST AUTOMOTIVE							
I-15724	OIL CHANGE UN15	R	5/28/2026	85.59		090142		85.59
42130	FLEXSHIELD INC							
I-36108	WINDOW TINT UN2506	R	5/28/2026	240.00		090143		
I-36111	WINDOW TINT UN01	R	5/28/2026	240.00		090143		480.00
43310	GERARDO VEGA							
I-2030	REPLC HVAC @ 102 BOLIVAR	R	5/28/2026	6,200.00		090144		6,200.00
40770	IMPERIAL SUPPLIES LLC							
I-I001GY0900	WATTS TK-99E	R	5/28/2026	3,869.85		090145		3,869.85
08210	KWIK KAR							
I-08101-28418	FULL SRVC DIESEL OIL 16-58	R	5/28/2026	158.95		090146		
I-27927	VEHICLE INSPECTION LP1331753	R	5/28/2026	18.50		090146		177.45
39850	LAKE COUNTRY CHEVROLET, INC.							
I-3605	2026 CHEVY TRAVERSE	R	5/28/2026	42,557.50		090147		42,557.50
25060	LEMONS PUBLICATIONS INC							
I-13183	12 MO. ADS 10/25 - 9/26	R	5/28/2026	750.00		090148		750.00
1	LESLIE MILLER							
I-RFND 05.26.26	COMM CTR RFND	R	5/28/2026	200.00		090149		200.00
28240	MARTINEZ BROTHERS CONCRETE AND							
I-2636	SIDEWALK REPAIR	R	5/28/2026	3,120.00		090150		3,120.00

Item 7.

VENDOR I.D.	NAME	STATUS	CHECK DATE	INVOICE AMOUNT	DISCOUNT	CHECK NO	CHECK STATUS	CHECK AMOUNT
41970	NATIONAL CINEMEDIA, LLC							
I-2604-0284-001	ADVERTISING 5 WEEKS	R	5/28/2026	4,934.36		090151		4,934.36
25580	NORTH TEXAS GROUNDWATER CONSER							
I-INV 3004	1ST QTR 2026 WELL PRODUCTION	R	5/28/2026	15,279.90		090152		15,279.90
02970	ODP BUSINESS SOLUTIONS, LLC							
I-461004019001	LEGAL PADS	R	5/28/2026	4.09		090153		
I-467845733001	BINDERS & DIVIDERS	R	5/28/2026	57.23		090153		
I-467853706001	PEN HOLDER	R	5/28/2026	12.99		090153		
I-468878804001	9X12 ENVELOPES	R	5/28/2026	23.57		090153		97.88
40210	PAXICA SECURITY GROUP LLC							
I-16030	NEW DOOR LOCK @ COMM CTR	R	5/28/2026	270.00		090154		
I-16071	REMOTE PHONE ACCESS - COMM CTR	R	5/28/2026	185.00		090154		455.00
14980	POLYDYNE, INC.							
I-2027253	CLARIFLOC 450 LB DRUM	R	5/28/2026	787.50		090155		
I-2029308	2X 450LB DRUM CLARIFLOC	R	5/28/2026	1,575.00		090155		2,362.50
40380	PRK SERVICES, INC.							
I-81126	CLEAR DRAIN @ 301 BOLIVAR ST	R	5/28/2026	195.00		090156		195.00
21140	R & T ELECTRIC, LLC							
I-30054	REPLACE BULBS @ 201 BOLIVAR	R	5/28/2026	2,040.00		090157		
I-30055	PLUG FOR WALL MOUNT TV ELM ST	R	5/28/2026	200.00		090157		
I-30056	REPLACE EXHAUST FAN @ PRTR PRK	R	5/28/2026	1,020.00		090157		
I-30060	REPLACE LIGHTS @ 101 FREESE	R	5/28/2026	1,080.00		090157		4,340.00
01800	SANGER INSURANCE							
I-05/21/2026	NOTARY APPLICATION SDOODSON	R	5/28/2026	107.56		090158		107.56
16240	SCHAD & PULTE							
I-165965	ANNUAL OXYGEN BOTTLE LEASE	R	5/28/2026	320.00		090159		
I-27527	OXYGEN COMPRESSED	R	5/28/2026	23.00		090159		
I-8326872	REFILL OXYGEN/ACETYLENE	R	5/28/2026	104.00		090159		447.00
26900	SUNMOUNT PAVING COMPANY							
I-68000140-6250-26	TYPE D ASPHALT	R	5/28/2026	1,984.34		090160		1,984.34
02690	TECHLINE, INC.							
I-1591419-00	CLUB CAR WASH - MATERIALS	R	5/28/2026	31,218.68		090161		
I-1592010-00	STANDOFF BRKT/CABLE	R	5/28/2026	1,101.30		090161		
I-1592389-00	24X 100W HPS LAMPS	R	5/28/2026	276.00		090161		32,595.98

Item 7.

VENDOR I.D.	NAME	STATUS	CHECK DATE	INVOICE AMOUNT	DISCOUNT	CHECK NO	CHECK STATUS	CHECK AMOUNT
34220	UNIFIRST CORPORATION							
I-2900216380	MATS - CITY HALL	R	5/28/2026	19.83		090162		
I-2900216387	UNIFORMS	R	5/28/2026	61.03		090162		
I-2900216395	UNIFORMS	R	5/28/2026	110.89		090162		
I-2900216398	UNIFORMS	R	5/28/2026	37.60		090162		
I-2900216400	MATS - PUBLIC WORKS	R	5/28/2026	16.26		090162		245.61
1	CENTURY 21 JUDGE FIT							
I-000202605260799	US REFUND	R	5/28/2026	70.95		090163		70.95
1	CURTIS, PAM							
I-000202605260797	US REFUND	R	5/28/2026	75.02		090164		75.02
1	DUTTON, HANNAH							
I-000202605260795	US REFUND	R	5/28/2026	193.13		090165		193.13
1	GREER, HEATHER							
I-000202605260798	US REFUND	R	5/28/2026	47.69		090166		47.69
1	HILLIARD, MATTHEW							
I-000202605260802	US REFUND	R	5/28/2026	7.66		090167		7.66
1	IMPRESSION HOMES							
I-000202605260801	US REFUND	R	5/28/2026	592.26		090168		592.26
1	LARSON, TIMOTHY							
I-000202605260796	US REFUND	R	5/28/2026	74.18		090169		74.18
1	RS XII DALLAS OWNER							
I-000202605260800	US REFUND	R	5/28/2026	360.00		090170		360.00
1	US ULTRA HOMES, LLC							
I-000202605260803	US REFUND	R	5/28/2026	575.88		090171		575.88

* * T O T A L S * *	NO	INVOICE AMOUNT	DISCOUNTS	CHECK AMOUNT
REGULAR CHECKS:	157	609,918.32	0.00	609,918.32
HAND CHECKS:	0	0.00	0.00	0.00
DRAFTS:	12	787,978.35	0.00	787,978.35
EFT:	58	776,214.35	0.00	776,214.35
NON CHECKS:	0	0.00	0.00	0.00
VOID CHECKS:	1 VOID DEBITS	0.00		
	VOID CREDITS	395.00CR	395.00CR	0.00

TOTAL ERRORS: 0

Item 7.

VENDOR I.D.	NAME	STATUS	CHECK DATE	INVOICE AMOUNT	DISCOUNT	CHECK NO	CHECK STATUS	CHECK AMOUNT
			NO	INVOICE AMOUNT		DISCOUNTS		CHECK AMOUNT
VENDOR SET: 99	BANK: POOL	TOTALS:	228	2,174,111.02		0.00		2,174,111.02
BANK: POOL	TOTALS:		228	2,174,111.02		0.00		2,174,111.02
REPORT TOTALS:			229	2,174,180.35		0.00		2,174,180.35

SELECTION CRITERIA

Item 7.

VENDOR SET: 99-AP VENDOR SET  
VENDOR: ALL  
BANK CODES: All  
FUNDS: All

CHECK SELECTION

CHECK RANGE: 000000 THRU 999999  
DATE RANGE: 5/01/2026 THRU 5/31/2026  
CHECK AMOUNT RANGE: 0.00 THRU 999,999,999.99  
INCLUDE ALL VOIDS: YES

PRINT OPTIONS

SEQUENCE: CHECK NUMBER

PRINT TRANSACTIONS: YES  
PRINT G/L: NO  
UNPOSTED ONLY: NO  
EXCLUDE UNPOSTED: NO  
MANUAL ONLY: NO  
STUB COMMENTS: NO  
REPORT FOOTER: NO  
CHECK STATUS: NO  
PRINT STATUS: \* - All