



# TRANSIT ADVISORY BOARD MEETING

Wednesday, June 04, 2025 at 5:30 PM  
Operations Center

## AGENDA

---

---

### TO ATTEND THE MEETING IN-PERSON:

Come to the Transit Operations Building - 16610 Champion Way, Sandy, OR 97055

### TO ATTEND THE MEETING ONLINE VIA ZOOM:

Please use this link: <https://us02web.zoom.us/j/85291100869>

Or by phone: (253) 215-8782; Meeting ID:852-9110-0869

### ROLL CALL

### APPROVAL of the March Minutes and the June Agenda

- [1.](#) Approval of Minutes

### CITY COUNCIL LIAISON

### NEW BUSINESS

Ridership

Operations Contract

Legislation

Longest Day Parkway

GM Operations Update

### OLD BUSINESS

Capital Projects

NEPA

## **Financials**

## **NEIGHBOR UPDATES**

## **PUBLIC COMMENT**

## **ADJOURN**

## **Next Meeting**

**5:30 pm-7:00 pm**

**September 17, 2025**

**The Operations Center**

**16610 Champion Way**

**Sandy, OR 97055**

Americans with Disabilities Act Notice: Please contact Sandy City Hall, 39250 Pioneer Blvd. Sandy, OR 97055 (Phone: 503-668-5533) at least 48 hours prior to the scheduled meeting time if you need an accommodation to observe and/or participate in this meeting.



## MINUTES

### Transit Advisory Board Meeting

5:30 pm - 7:00 pm

Wednesday, March 19, 2025

Click [here](#) for Virtual Meeting Via Zoom

1. **ROLL CALL** - Andi Howell, Heather Michet, Joseph Lowe, Khris Alexandar, Kristina Ramseyer, Muna Rustam, Nancy Payne, Roxy Lowe, and Tamara Darnell.
  
2. **APPROVAL of the December Minutes and the March Agenda**- Unanimous approval of December Minutes and March Agenda by Roxy Lowe and seconded by Khris Alexandar.
  
3. **CITY COUNCIL LIAISON**- Introductions were made to TAB's new City Council Liaison Kristina Ramseyer.
  
4. **NEW BUSINESS**
  - 4.1. **National Environmental Protection Act (NEPA)**- Cultural & environmental analysis needs to be done at the Operations Center before moving forward with remodel project.
  - 4.2. **Ridership**- The Clackamas Town Center route has been running for one year; ridership is currently up 40%. The Estacada/Village Shuttle interline is up 100%.
  - 4.3. **Operations Contract**- A RFP went out on January 9, 2025. An intent to award has been issued to RTW.
  - 4.4. **GM Operations Update**- MV is currently fully staffed and has been accident-free for the last nine months.
  
5. **OLD BUSINESS**
  - 5.1. **Capital Projects**- In May Transit will be receiving three new electric vehicles.
  - 5.2. **Financials**-Financial review of the budget for biennium 2025-2027.
  
6. **NEIGHBOR UPDATES**- Clackamas County is currently working on securing FLAP funding, FLAP funds 40% of MHX service.
  
7. **PUBLIC COMMENT**- None
  
8. **ADJOURN**- Meeting adjourned by Heather Michet at 7:00 pm.

**8.1. Next Meeting**

**5:30 pm – 7:00 pm**

**June 4, 2025**

**The Operations Center**

**16610 Champion Way**

**Sandy, OR 97055**

# Transit Staff Report-January 2025

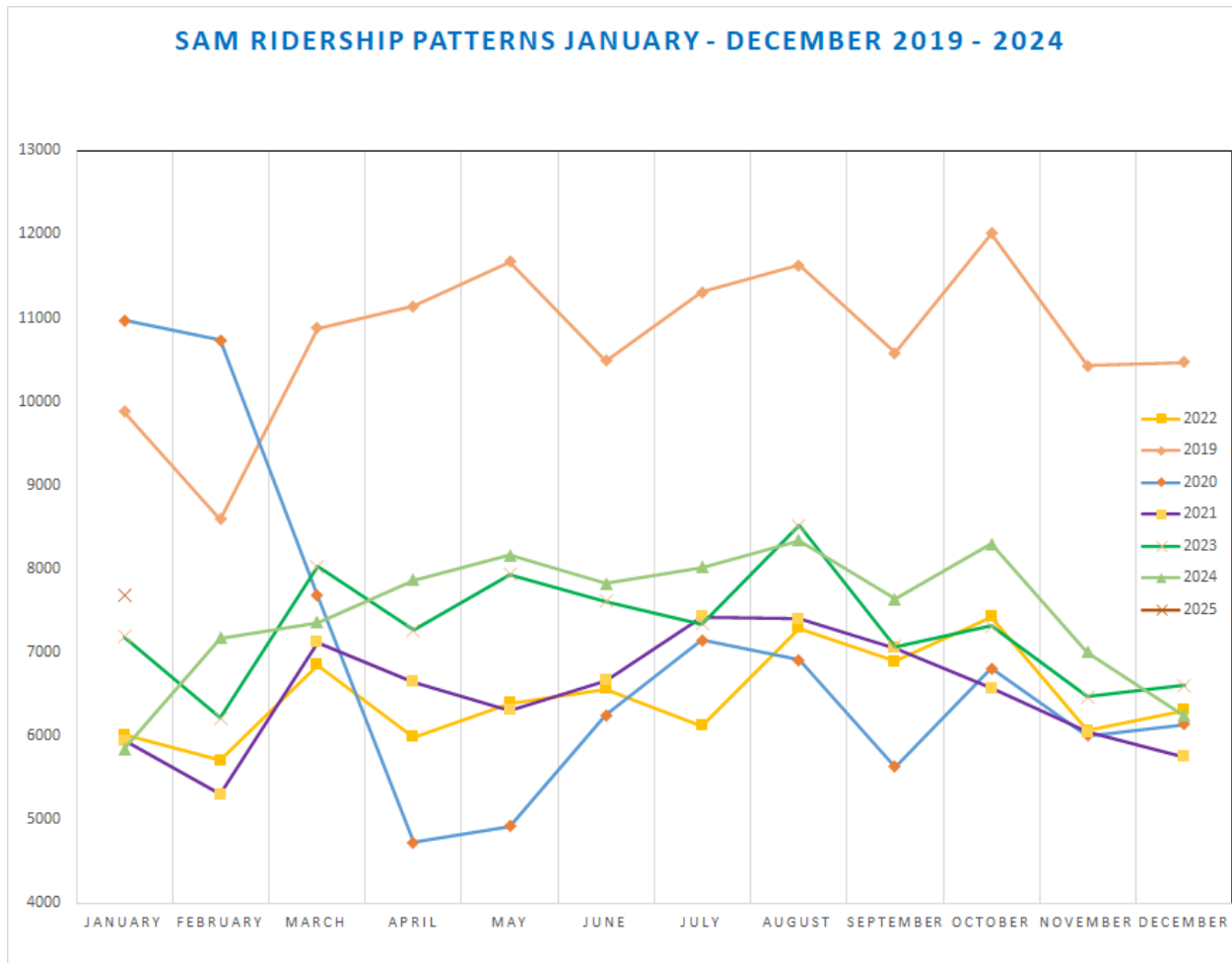
Posted on [February 7, 2025](#) by [ahowell](#)



## SANDY AREA METRO

**From the Transit Manager**

**Ridership**



SAM rang in the new year with an overall increase in January 2025 ridership by 31.44% compared with January 2024! SAM provided a total of 7,684 rides. SAM-Gresham transported 5,360 passengers, an increase of 21.65%. SAM-Estacada had an increase of 156.31%, providing 610 rides. SAM-Clackamas, hitting it's one year mark, had 526 riders, an increase of 640.85%. The Shopper Shuttle provided 442 rides, an increase of 9.41%.

SAM *rides* remained steady, providing 648 rides which was equal to January 2024 ridership. ED transported 98 residents to medical appointments, an increase of 24.05%.

### **Sandy-Clackamas County Partnership**

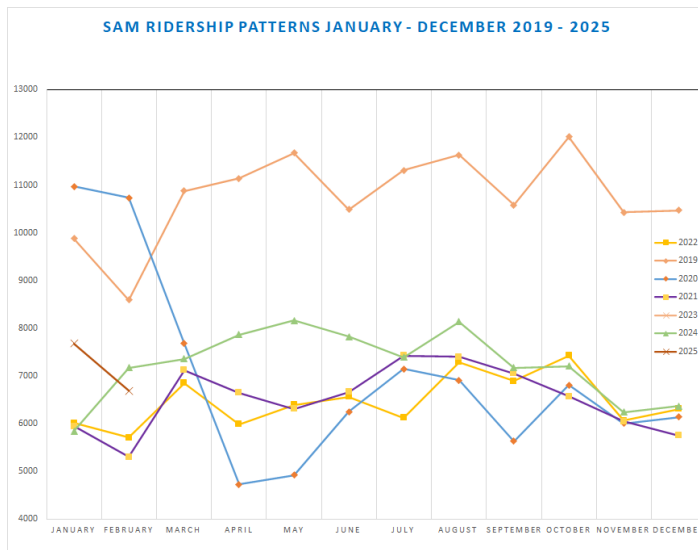
In January SAM brought in \$4,422.34 in revenue from the oversight of Mt. Hood Express. SAM provided 91 rides to Clackamas County residents, generating \$8,844.63 in revenue. The total received from the Estacada-Village Shuttle Clackamas County grant was \$18,568.13. Overall SAM received \$31,835.10 for the month of January.

## Transit Staff Report-February 2025



### From the Transit Manager

#### Ridership



February 2025 overall ridership declined by 6.75% compared with February 2024. Total ridership was 6,689 passengers. SAM-Gresham had 4,748 riders, a 11.98% drop from the previous year. The Shopper Shuttle provided 376 rides, a decrease of 32.98%. The decline in ridership is partially due to the winter storm that occurred mid-February. While we did experience some decline in ridership, the SAM-Estacada increased by 121.14%, providing 544 rides. SAM-Clackamas had 423 passengers, an increase of 235.71%.

SAM rides transported 512 passengers, a decrease of 31.64%. ED provided 86 rides, a decrease of 11.34%. The decrease is likely due to the extreme weather conditions.

**Sandy-Clackamas County Partnership**

In February SAM brought in \$4,422.34 in revenue from the oversight of Mt. Hood Express. SAM provided 75 medical rides to Clackamas County residents, generating \$12,192.36 in revenue. The amount received from the Estacada-Village Shuttle Clackamas County Grant was \$16,450.56. The grand total revenue from the February services was \$33,065.26.



## Transit Staff Report-March 2025



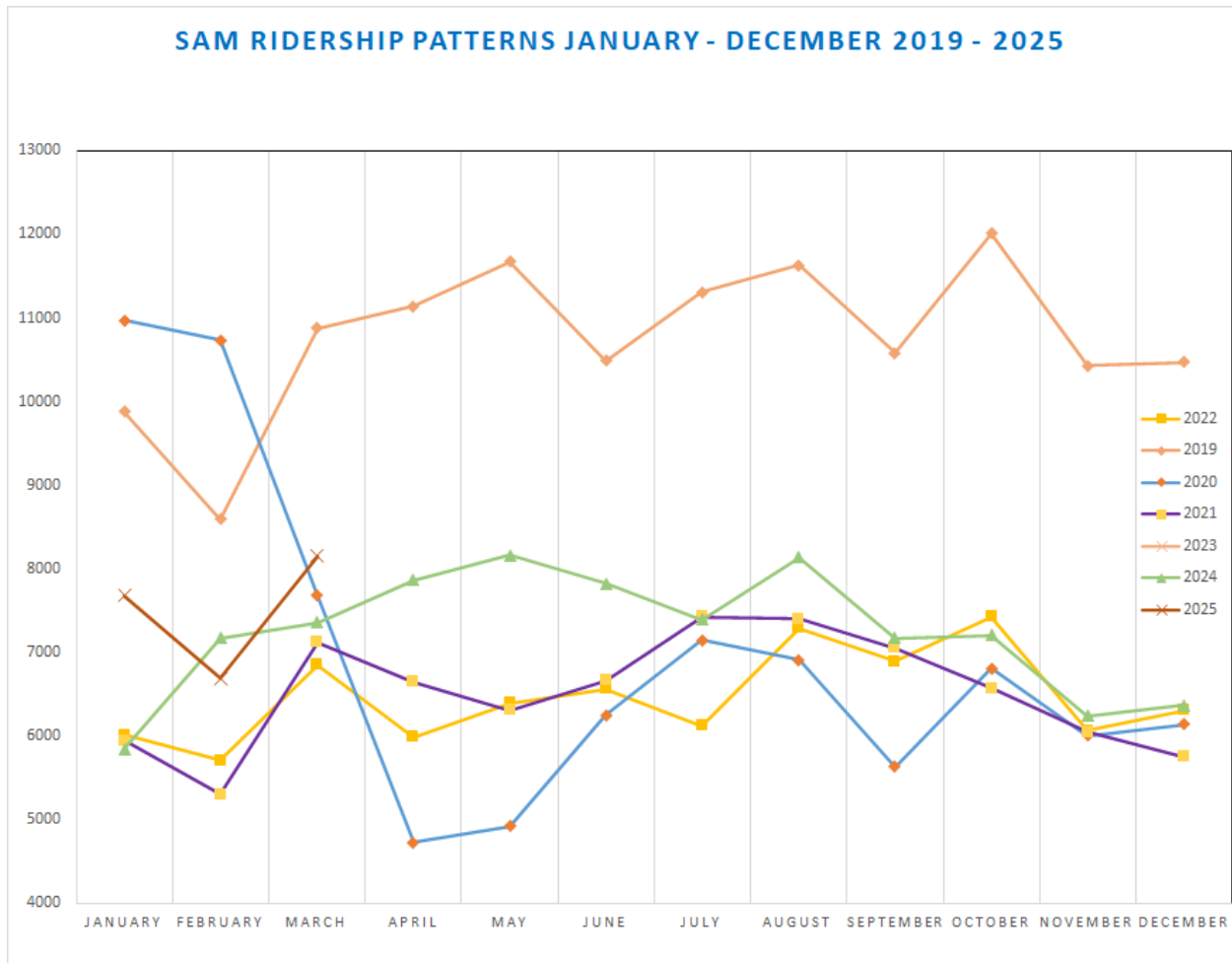
From the Transit Manager

### Travel Training with Cedar Ridge Students



On Friday, March 14, 2025, SAM partnered with Cedar Ridge Middle School to provide a trolley Travel Training combined with a civics lesson for a group of engaged students. The training covered best practices for riding the bus, including how to identify the correct route, communicate your destination to the driver and follow proper bus etiquette. The trip concluded with a visit to City Hall and, of course, the beloved Joe's Donuts. At City Hall, the City Manager welcomed the students and shared insights into his role, the function of City Council meetings and Sandy geography. The trip was quite a success, leaving students with valuable knowledge and a memorable experience.

### Ridership



Overall ridership for March 2025 was 8,151 passengers, an increase of 10.72% from March 2024. SAM-Gresham provided 5,799 rides, a 7.59% increase. SAM-Estacada increased by 169.2% with 638 rides. SAM-Clackamas provided 562 rides, an increase of 102.2%. The Shopper Shuttle decreased by 24.9% providing 447 rides.

SAM rides experienced a decline of 24.5% in March of 2025. ED provided 104 rides, an increase of 57.8%. The decline in ridership is localized and may be due to temporary factors such as spring break and family vacations.

#### Sandy-Clackamas County Partnership

In February SAM brought in \$4,422.34 in revenue from the oversight of Mt. Hood Express. SAM provided 139 rides to Clackamas County residents, generating \$12,192.36 in revenue. The total received from the Estacada-Village Shuttle Clackamas County grant was \$16,450.56. Overall SAM received \$33,068.26 for the month of February.