



**AGENDA**  
**CITY OF ROCHELLE**  
**CITY COUNCIL MEETING**

**Tuesday, May 26, 2026 at 6:30 PM**

**City of Rochelle Council Chambers—420 North 6th Street, Rochelle, IL 61068**

---

**I. CALL TO ORDER:**

1. Pledge to the Flag
2. Prayer

**II. ROLL CALL:**

**III. PROCLAMATIONS, COMMENDATIONS, ETC:**

**IV. REPORTS AND COMMUNICATIONS:**

1. Mayor's Report
2. Council Members

**V. PUBLIC COMMENTARY:**

**VI. DISCUSSION ITEMS:**

1. Burlington Junction / City of Rochelle Railroad Update

**VII. BUSINESS ITEMS:**

1. CONSENT AGENDA ITEMS BY OMNIBUS VOTE with Recommendations:

- a) Approve City Council Meeting Minutes - 5/11/2026
- b) Approve Check Registers - 5/11/2026, 5/18/2026
- c) Approve Payroll - 4/26/2026-5/10/2026
- d) Accept & Place on File - April Financials

2. Public Hearing - CDBG Grant #19-242040 Closeout - Southeast Rochelle Sewer Lining Project

3. A Resolution Authorizing the Repayment of a Community Development Block Grant (CDBG) to the State of Illinois

4. A Resolution Amending an Adopted Electric Operations Loss Reserve Fund Policy

5. An Ordinance Accepting and Approving the Proposal of Foster Coach Sales, Inc. Pursuant to the Request for Proposal

6. A Resolution Approving the Purchase of a Utility Easement

7. An Ordinance Accepting the Base Bid and Alternate Bid from TCI Concrete, Inc. and Rejecting All Other Bids for the 2026 Sidewalk Capital Improvement Project

**VIII. EXECUTIVE SESSION:**

**IX. ADJOURNMENT:**

**File Attachments for Item:**

1. CONSENT AGENDA ITEMS BY OMNIBUS VOTE with Recommendations:

- a) Approve City Council Meeting Minutes - 5/11/2026
- b) Approve Check Registers - 5/11/2026, 5/18/2026
- c) Approve Payroll - 4/26/2026-5/10/2026
- d) Accept & Place on File - April Financials



**MINUTES**  
**CITY COUNCIL MEETING**  
**Monday, May 11, 2026 at 6:30 PM**  
**City of Rochelle Council Chambers—420 North 6th Street, Rochelle, IL 61068**

- I. CALL TO ORDER:** Pledge to the Flag and Prayer for led by Mayor Bearrows.
- II. ROLL CALL:** Present were Councilors T. McDermott, Hayes, D. McDermott, Shaw-Dickey, Arteaga, Valdivieso, and Mayor John Bearrows. A quorum of seven were present. Also present: Interim City Manager Sam Tesreau, City Clerk Rose Huéramo, and City Attorney Dominick Lanzito.
- III. PROCLAMATIONS, COMMENDATIONS, ETC:**
1. Mental Health Awareness Month - May 2026
  2. Police Week - May 11-17, 2026
  3. Public Works Week - May 17-23, 2026
- IV. REPORTS AND COMMUNICATIONS:**
1. Mayor's Report: Mayor announced upcoming community events, including Railroad Days at Railroad Park on May 16–17, the downtown Spring Sidewalk Sale May 16, and the Grand Opening of Echlan on May 16 from 10:00 a.m. to 5:00 p.m. Reminder of the Town Hall Small Business Meeting on May 19 at 5:30 p.m. and Cop on the Roof on May 15 from 5:00 a.m. to Noon. The Mayor thanked Jenny Thompson for her work on the Government 101 available on the City's Facebook page, which explains local government operations.
  2. Council Members: Councilwoman Arteaga thanked the City of Rochelle for sponsoring the Cinco de Mayo event held on May 2nd. Also expressing appreciation to all City departments, volunteers, and the Rec Center for their support and contributions to the event's success. Also inviting the community to attend the Shining Hope Luncheon in Oregon on May 21 from 11:30 a.m. to 1:30 p.m., recognizing leadership.
- V. PUBLIC COMMENTARY:** None.
- VI. DISCUSSION ITEMS:** None.
- VII. BUSINESS ITEMS:**
1. **CONSENT AGENDA ITEMS BY OMNIBUS VOTE** with Recommendations:
    - a) Approve City Council Meeting Minutes - 4/27/26
    - b) Approve Payment Registers - 4/27/26, 5/4/26
    - c) Approve Payroll - 4/13/26-4/26/26
    - d) Approve Special Event Request - Cut the Square - May 15, 2026
    - e) Approve Special Event Request - VFW Block Party - July 2, 2026
    - f) Approve Special Event Request - Downtown Sidewalk Sale - May 16, 2026
    - g) Approve Special Event Request - Ford Fest - June 13, 2026
 Motion made by Councilor Hayes, Seconded by Councilor Arteaga, **"I move consent agenda items (a) through (g) be approved by Omnibus vote as recommended."** Voting Yea: T. McDermott, Hayes, D. McDermott, Shaw-Dickey, Arteaga, Valdivieso, and Mayor Bearrows. Nays: None. Motion passed 7-0.
  2. **An Ordinance Accepting the Bid Proposal from Jeff Perry Chevrolet for a Pickup Truck in the Amount of \$48,531.** The current pickup truck used by the Fire Department was purchased in 2012 and has reached the end of its serviceable life. This vehicle is used daily by the Shift Supervisor as a response vehicle as well as a tow vehicle for the four trailers we utilize i.e. Haz Mat., Dive, Rescue Boat and Fire Safety House.
    - On April 1st, 2026, a Notice to Bidders was published in the Rochelle News Leader.

- On April 20th, 2026, a bid opening occurred at the Office of the City Clerk where three bids were opened and read aloud and one bid was returned.  
Bid 1 Jeff Perry Chevrolet \$48,531  
Bid 2 Prescott Brothers Ford \$56,988  
Bid 3 On Nation Distribution LLC \$61,989

The purchase of this vehicle is in the FY2026 Budget, and the proposed expenditure is for the purchase of the vehicle with additional outfitting costs to come later. Chief Sawlsville was available for questions. Motion made by Councilor T. McDermott, Seconded by Councilor D. McDermott, "**I move Ordinance 2026-25, an Ordinance Accepting the Bid Proposal from Jeff Perry Chevrolet for a Pickup Truck in the amount of \$48,531, be approved.**" Voting Yea: T. McDermott, Hayes, D. McDermott, Shaw-Dickey, Arteaga, Valdivieso, and Mayor Bearrows. Nays: None. Motion passed 7-0.

3. **An Ordinance Amending Sections 102 and 103 of Chapter 94 - Traffic and Vehicles to Establish an All-Way Stop at Main Street and Fifth Avenue.** Main Street and 5th Avenue is a busy intersection in downtown Rochelle. Rochelle's Fire Department and four municipal parking lots are located at this intersection. Currently, N. Main Street has north and south bound through traffic and 5th Avenue has controlled stops for east and west bound traffic. The annual average daily traffic count at this intersection is over 1600 vehicles. Several construction projects are taking place in downtown Rochelle currently. These projects include new electric and stormwater infrastructure, several new parking lots, and a new facility with public restrooms and an entertainment stage. Once complete, these projects will bring additional vehicles and pedestrian traffic to the Main St and 5th Avenue intersection. After review of this intersection, and based upon the Manual on Uniform Traffic Control Devices (MUTCD) guidance and warrants, best practices and engineering judgement, City staff agree that it is in the best interest of the City of Rochelle and the motoring public to designate and post the intersection of Main Street and 5th Avenue as an ALL-WAY STOP intersection. An All-Way controlled stop at this intersection will better facilitate the orderly movement of traffic, as well as improve motorist and pedestrian safety. Public Works Director Tim Isley was available for questions. Motion made by Councilor Valdivieso, Seconded by Councilor Arteaga, "**I move Ordinance 2026-26, an Ordinance Amending Sections 102 and 103 of Chapter 94 - Traffic and Vehicles to Establish an All-Way Stop at Main Street and Fifth Avenue, be approved.**" Voting Yea: T. McDermott, Hayes, D. McDermott, Shaw-Dickey, Arteaga, Valdivieso, and Mayor Bearrows. Nays: None. Motion passed 7-0.
4. **An Ordinance Amending Section 133 and Creating Section 134 of Division 3 of Article III of Chapter 94 - Traffic and Vehicles to Establish a Fifty Mile per Hour Speed Limit.** Creston Road from Caron Road to the I39 Overpass is a two-lane arterial road with two striped travel lanes and a dedicated left turn lane for Dement Road. This section of Creston Road has a significant amount of truck traffic with an average daily traffic count (ADT) of over 2,200 vehicles. The Current speed limit for Creston Rd is 40 MPH. The adjacent land use is primarily agricultural. May of 2024, Rochelle City Council approved an agreement presented by the City Engineer for improvements to Caron and Creston Road in an amount of \$1.3 million. This project consisted of significant hot mix asphalt base and surface removal and replacement, new hot mix asphalt road shoulders, stormwater drainage improvements, and thermoplastic pavement markings. With the completion of these improvements, an engineering and traffic survey was conducted to find the most appropriate speed limit to facilitate the orderly movement of traffic, which is reasonable and safe on Creston Road from Caron Road to the I39 Overpass. Based upon review of the engineering and traffic surveys, City staff find the most appropriate speed limit to be 50 MPH. City Staff recommend changing the speed limit from 40 MPH to 50MPH on Creston Road from Caron Road east to the I39 Overpass, and amending Chapter 94 of the Rochelle municipal code, adding Sec. 94-134. Speed limit is 50 miles per hour on designated streets. (1) Creston Road, from Caron Road east to the I39 Overpass. Public Works Director Tim Isley was available for questions. Motion made by Councilor D. McDermott, Seconded by Councilor Shaw-Dickey, "**I move Ordinance 2026-26, an Ordinance Amending Section 133**

**and Creating Section 134 of Division 3 of Article III of Chapter 94 - Traffic and Vehicles to Establish a Fifty Mile Per Hour Speed Limit, be approved.**" Voting Yea: T. McDermott, Hayes, D. McDermott, Shaw-Dickey, Arteaga, Valdivieso, and Mayor Bearrows. Nays: None. Motion passed 7-0.

5. **A Resolution Authorizing a Change Order for the Well 8 Project in the Amount of \$41,234.16.** At the completion of the Well 8 construction, the team worked to start the existing pump (which was around 6 years old) and discovered it had experienced a motor failure. A new Pleuger 240 HP motor was purchased, and pump modifications were made for the pump to receive the new motor. In addition, pricing includes mobilizations to remove and then reinstall equipment, shop time and incidental materials from Cahoy to support replacement as directed by City of Rochelle. This unexpected equipment failure will be covered by cash reserves since the approved IEPA loan contingency for this project has been exhausted. Staff will still submit this change order to IEPA in the event they possibly approve it as part of the project loan, which if approved would qualify for 100% loan forgiveness. Superintendent of Water/Water Rec Adam Lanning was available for questions. Motion made by Councilor Arteaga, Seconded by Councilor D. McDermott, **"I move Resolution R2026-20 a Resolution Authorizing a Change Order for the Well 8 Project in the amount of \$41,234.16, be approved."** Voting Yea: T. McDermott, Hayes, D. McDermott, Shaw-Dickey, Arteaga, Valdivieso, and Mayor Bearrows. Nays: None. Motion passed 7-0.
  
6. **An Ordinance Amending Articles VII (Municipal Gas Tax) and VIII (Municipal Electricity Tax) of Chapter 90 (Taxation) to Extend Utility Taxes through December of 2032.** In November 2021 City Council approved an ordinance #21-5308 amending articles VII and VIII of chapter 90 of the RMC to extend utility taxes through December of 2028. The rate structure contained within the current ordinance has not been increased for over 5 years while the cost of construction is increasing year over year at a rate of no less than 3% and as high as 15%. The available utility tax funds are allocated for various projects including sidewalk repair, replacement, new construction within the City ROW and/or easements and other street improvements in areas lacking curb and gutter and sidewalks, accessibility ramps and other professional and engineering services related to those projects. Most of the funds have been used throughout the community over the past 20 years to repair or replace existing sidewalks and other pedestrian paths, upgrade accessibility ramps, construct new or missing sections or gaps within the City's sidewalk system, and construction of new curb and gutter streets within areas lacking said infrastructure improvements. Since 1997 over 1,300,000 sq ft of sidewalks, accessibility ramps and pedestrian paths have been constructed or replaced throughout the City. However, with the potential for cost sharing in state funded grant opportunities, upcoming state/local projects, and ever-increasing material and labor costs the budgeted amount will need be increased over the next few years to sustain the quality and quantity of infrastructure replaced or constructed through 2032. The current ordinance will terminate in 2028, and it is recommended that an increase in the current Municipal Electricity Tax tiered rate schedule (shown in the attached ordinance) be approved beginning in January 2027 to allow budgeting of critical infrastructure that utilizes this source of local funds. Until such time the current rate schedule will remain until December of 2026. The initial increase in the Municipal Electricity Tax, beginning in 2027, is estimated to produce another \$84,000 over the 2025 UTF revenues of \$420,000. This represents \$1.34 increase, on average, for residential customers per month. For comparison, if the maximum Municipal Electricity tiered rate schedule, allowed by State statute, were adopted by the City it would net approximately \$1.4M in utility tax revenue. It is also recommended that an increase of 0.5% in the current Municipal Gas Tax (shown in the attached ordinance) be approved beginning in January 2027. The increase in the Municipal Gas Tax, beginning in 2027, is estimated to produce another \$16,000 over the 2025 UTF revenues of \$260,000. Lastly, consideration should be given to future Municipal Utility tax increase, over the next one to two years, to align with increasing cost of construction expenses. City Engineer Sam Tesreau was available for questions. Motion made by Councilor T. McDermott, Seconded by Councilor Hayes, **"I move Ordinance 2026-27, an Ordinance Amending Articles VII (Municipal Gas Tax) and VIII (Municipal Electricity Tax)**

**of Chapter 90 (Taxation) to Amend and Extend Utility Taxes through December of 2032, be approved."** Voting Yea: T. McDermott, Hayes, D. McDermott, Shaw-Dickey, Arteaga, and Valdivieso. Voting Nay: Mayor Bearrows. Motion passed 6-1.

7. **A Resolution Authorizing a Change Order to the North 14th Street Storm Sewer Project.** The N 14th Street Storm Sewer Improvements contract, with Martin and Company, was approved by City Council in October 2025. The original project is anticipated to be completed by the end of May 2026. Engineering and Public Works staff identified essential critical pavement resurfacing needs, earlier this year, along streets within the same and/or adjacent subdivisions as the 14th Street project and within the City cemetery along 8th Avenue. As part of the original contract City Council authorized the City Engineer to negotiate additional unit prices or quantities for construction work within the contract parameters. After discussion with the City's contractor Martin and Company an acceptable for additional hot mix asphalt surface improvements in accordance with the same HMA mix designs utilized in the contract. The additional work is estimated at \$178,000 and will be paid for on as measured final quantities to be determined by the City Engineer. This requested amount will also cover the bituminous materials prep applications by Martin and Company as well as the surface removal operations, other materials and equipment rentals that will be completed by the City Public Works crews in advance of the paving operations. The additional work will add about 4 weeks onto the original completion date and will be completed by June 30th. City Engineer Sam Tesreau was available for questions. Motion made by Councilor Shaw-Dickey, Seconded by Councilor Arteaga, **"I move Resolution R2026-24, a Resolution Authorizing a Change Order to the North 14th Street Storm Sewer Project, be approved."** Voting Yea: T. McDermott, Hayes, D. McDermott, Shaw-Dickey, Arteaga, Valdivieso, and Mayor Bearrows. Nays: None. Motion passed 7-0.

**VIII. EXECUTIVE SESSION:** None.

- IX. ADJOURNMENT:** At 7:20 PM. Motion made by Councilor D. McDermott, Seconded by Councilor Hayes, **"I move the Council adjourn."** Voting Yea: T. McDermott, Hayes, D. McDermott, Shaw-Dickey, Arteaga, Valdivieso, and Mayor Bearrows. Voice vote all in favor. Motion passed 7-0.

---

John Bearrows, Mayor

---

Rose Huéramo, City Clerk



Rochelle, IL

# Payment Register

APPKT05463 - Check Run 05/11/26  
01 - Vendor Set 01

Bank: Allocated Cash - Allocated Cash

<b>Vendor Number</b> <a href="#">INC1889</a>	<b>Vendor Name</b> 926 CRAFTED APPAREL					<b>Total Vendor Amount</b> 857.00
<b>Payment Type</b> Check	<b>Payment Number</b> <a href="#">220944</a>				<b>Payment Date</b> 05/11/2026	<b>Payment Amount</b> 857.00
<b>Payable Number</b> <a href="#">001836</a>	<b>Description</b> New Officer Uniforms	<b>Payable Date</b> 05/04/2026	<b>Due Date</b> 05/04/2026	<b>Discount Amount</b> 0.00	<b>Payable Amount</b> 144.00	
<a href="#">001841</a>	UB Logo Wear for Staff	05/05/2026	05/05/2026	0.00	713.00	

<b>Vendor Number</b> <a href="#">03006</a>	<b>Vendor Name</b> ABC SUPPLY CO. INC.					<b>Total Vendor Amount</b> 127.50
<b>Payment Type</b> Check	<b>Payment Number</b> <a href="#">220945</a>				<b>Payment Date</b> 05/11/2026	<b>Payment Amount</b> 127.50
<b>Payable Number</b> <a href="#">2008968156-001</a>	<b>Description</b> Roof Vent Flashing Boots For Street Dept Buildings	<b>Payable Date</b> 04/27/2026	<b>Due Date</b> 04/27/2026	<b>Discount Amount</b> 0.00	<b>Payable Amount</b> 127.50	

<b>Vendor Number</b> <a href="#">08968</a>	<b>Vendor Name</b> ACUSHNET COMPANY					<b>Total Vendor Amount</b> 191.36
<b>Payment Type</b> Check	<b>Payment Number</b> <a href="#">220946</a>				<b>Payment Date</b> 05/11/2026	<b>Payment Amount</b> 191.36
<b>Payable Number</b> <a href="#">923023884</a>	<b>Description</b> hats	<b>Payable Date</b> 04/30/2026	<b>Due Date</b> 04/30/2026	<b>Discount Amount</b> 0.00	<b>Payable Amount</b> 191.36	

<b>Vendor Number</b> <a href="#">06535</a>	<b>Vendor Name</b> AIRGAS USA, LLC					<b>Total Vendor Amount</b> 1,301.79
<b>Payment Type</b> Check	<b>Payment Number</b> <a href="#">220947</a>				<b>Payment Date</b> 05/11/2026	<b>Payment Amount</b> 1,301.79
<b>Payable Number</b> <a href="#">5524059128</a>	<b>Description</b> Argon/Nitrogen	<b>Payable Date</b> 04/30/2026	<b>Due Date</b> 04/30/2026	<b>Discount Amount</b> 0.00	<b>Payable Amount</b> 485.25	
<a href="#">5524059314</a>	Acetylene /Argon/Nitrogen	04/30/2026	04/30/2026	0.00	168.45	
<a href="#">5524077931</a>	Oxygen/Argon/Helium	04/30/2026	04/30/2026	0.00	375.90	
<a href="#">5524114597</a>	Oxygen	04/30/2026	04/30/2026	0.00	160.34	
<a href="#">9171541598</a>	Gas For Welder	04/29/2026	04/29/2026	0.00	111.85	

<b>Vendor Number</b> <a href="#">10663</a>	<b>Vendor Name</b> AMAZON CAPITAL SERVICES					<b>Total Vendor Amount</b> 4,334.98
<b>Payment Type</b> Check	<b>Payment Number</b> <a href="#">220948</a>				<b>Payment Date</b> 05/11/2026	<b>Payment Amount</b> 4,334.98
<b>Payable Number</b> <a href="#">16QF-JX1N-CK6G</a>	<b>Description</b> Radio Mic	<b>Payable Date</b> 05/05/2026	<b>Due Date</b> 05/05/2026	<b>Discount Amount</b> 0.00	<b>Payable Amount</b> 145.93	
<a href="#">16QF-JX1N-GHMC</a>	UB Batteries and Vacuum for 333	05/05/2026	05/05/2026	0.00	424.98	
<a href="#">171F-9YRF-YDCK</a>	Operating Supplies	04/30/2026	04/30/2026	0.00	30.64	
<a href="#">196R-3636-TN33</a>	Drain jet hydraulic drain flusher	05/04/2026	05/04/2026	0.00	113.49	
<a href="#">1H31-GX69-DVQK</a>	label maker	05/05/2026	05/05/2026	0.00	69.99	
<a href="#">1HPD-L6HP-7TMV</a>	ink	05/05/2026	05/05/2026	0.00	49.78	
<a href="#">1HPY-CLF6-K4N1</a>	Bath towels	05/01/2026	05/01/2026	0.00	32.99	
<a href="#">1Q1X-PMDP-GMV6</a>	Super 88 Electric Tape	05/04/2026	05/04/2026	0.00	131.98	
<a href="#">1RK6-THTV-JV3R</a>	Radio Batteries	04/29/2026	04/29/2026	0.00	550.92	
<a href="#">1RVL-VLD1-H7GH</a>	Bluewater Ropes 13mm Sling	05/01/2026	05/01/2026	0.00	20.16	
<a href="#">1Y19-V7X3-H69P</a>	Training Room Chairs	05/05/2026	05/05/2026	0.00	2,299.95	
<a href="#">1Y1R-VKW7-JLL</a>	Aluminum Crimper, Cascade, Washers, Sight Glass	05/04/2026	05/04/2026	0.00	328.34	
<a href="#">1Y93-46WG-RCDR</a>	Drain King H34	05/02/2026	05/02/2026	0.00	135.83	

**Payment Register**

<b>Vendor Number</b> <a href="#">INC1420</a>	<b>Vendor Name</b> AMERICAN FIRE TRAINING SYSTEMS INC					<b>Total Vendor Amount</b> 167,250.00
<b>Payment Type</b> Check	<b>Payment Number</b> <a href="#">220949</a>		<b>Payment Date</b> 05/11/2026	<b>Payment Amount</b> 167,250.00		
<b>Payable Number</b> <a href="#">006248</a>	<b>Description</b> Phase 3 training facility	<b>Payable Date</b> 12/09/2025	<b>Due Date</b> 12/09/2025	<b>Discount Amount</b> 0.00	<b>Payable Amount</b> 167,250.00	

<b>Vendor Number</b> <a href="#">00040</a>	<b>Vendor Name</b> ANDERSON PLUMBING & HTG, INC					<b>Total Vendor Amount</b> 130.00
<b>Payment Type</b> Check	<b>Payment Number</b> <a href="#">220950</a>		<b>Payment Date</b> 05/11/2026	<b>Payment Amount</b> 130.00		
<b>Payable Number</b> <a href="#">123551</a>	<b>Description</b> UB Plumbing at 333- Valve for Fire Supression	<b>Payable Date</b> 04/30/2026	<b>Due Date</b> 04/30/2026	<b>Discount Amount</b> 0.00	<b>Payable Amount</b> 130.00	

<b>Vendor Number</b> <a href="#">01850</a>	<b>Vendor Name</b> ANIXTER, INC					<b>Total Vendor Amount</b> 3,407.22
<b>Payment Type</b> Check	<b>Payment Number</b> <a href="#">220951</a>		<b>Payment Date</b> 05/11/2026	<b>Payment Amount</b> 3,407.22		
<b>Payable Number</b> <a href="#">6739458-00</a>	<b>Description</b> Min Inv # 676	<b>Payable Date</b> 05/05/2026	<b>Due Date</b> 05/05/2026	<b>Discount Amount</b> 0.00	<b>Payable Amount</b> 193.40	
<a href="#">6739458-01</a>	Min Inv # 1029	04/30/2026	04/30/2026	0.00	1,243.20	
<a href="#">6753808-01</a>	5/8" Lock Washers	05/04/2026	05/04/2026	0.00	308.00	
<a href="#">6753808-02</a>	5/16 7 str Guy Wire	04/30/2026	04/30/2026	0.00	235.00	
<a href="#">6758370-00</a>	500' Coil Alum Wire	04/30/2026	04/30/2026	0.00	1,427.62	

<b>Vendor Number</b> <a href="#">INC1219</a>	<b>Vendor Name</b> ARTLIP AND SONS, INC.					<b>Total Vendor Amount</b> 1,131.00
<b>Payment Type</b> Check	<b>Payment Number</b> <a href="#">220952</a>		<b>Payment Date</b> 05/11/2026	<b>Payment Amount</b> 1,131.00		
<b>Payable Number</b> <a href="#">218062</a>	<b>Description</b> UB Building Maint at 333 on Heating	<b>Payable Date</b> 03/23/2026	<b>Due Date</b> 03/23/2026	<b>Discount Amount</b> 0.00	<b>Payable Amount</b> 1,131.00	

<b>Vendor Number</b> <a href="#">09575</a>	<b>Vendor Name</b> AXON ENTERPRISE, INC.					<b>Total Vendor Amount</b> 35,666.95
<b>Payment Type</b> Check	<b>Payment Number</b> <a href="#">220953</a>		<b>Payment Date</b> 05/11/2026	<b>Payment Amount</b> 35,666.95		
<b>Payable Number</b> <a href="#">INUS443032</a>	<b>Description</b> Body Cam Bill (partially reimbursed through grant)	<b>Payable Date</b> 05/01/2026	<b>Due Date</b> 05/01/2026	<b>Discount Amount</b> 0.00	<b>Payable Amount</b> 35,666.95	

<b>Vendor Number</b> <a href="#">00739</a>	<b>Vendor Name</b> BERG-JOHNSON					<b>Total Vendor Amount</b> 1,461.35
<b>Payment Type</b> Check	<b>Payment Number</b> <a href="#">220954</a>		<b>Payment Date</b> 05/11/2026	<b>Payment Amount</b> 1,461.35		
<b>Payable Number</b> <a href="#">16771</a>	<b>Description</b> New Wiring Overhead Door Installs	<b>Payable Date</b> 04/28/2026	<b>Due Date</b> 04/28/2026	<b>Discount Amount</b> 0.00	<b>Payable Amount</b> 1,461.35	

<b>Vendor Number</b> <a href="#">06051</a>	<b>Vendor Name</b> BOUND TREE MEDICAL					<b>Total Vendor Amount</b> 257.97
<b>Payment Type</b> Check	<b>Payment Number</b> <a href="#">220955</a>		<b>Payment Date</b> 05/11/2026	<b>Payment Amount</b> 257.97		
<b>Payable Number</b> <a href="#">86193485</a>	<b>Description</b> Glucose strips	<b>Payable Date</b> 05/04/2026	<b>Due Date</b> 05/04/2026	<b>Discount Amount</b> 0.00	<b>Payable Amount</b> 257.97	

<b>Vendor Number</b> <a href="#">10355</a>	<b>Vendor Name</b> BRUST, PATRICK					<b>Total Vendor Amount</b> 147.18
<b>Payment Type</b> Check	<b>Payment Number</b> <a href="#">220956</a>		<b>Payment Date</b> 05/11/2026	<b>Payment Amount</b> 147.18		
<b>Payable Number</b> <a href="#">043026</a>	<b>Description</b> APRIL MILEAGE	<b>Payable Date</b> 04/30/2026	<b>Due Date</b> 04/30/2026	<b>Discount Amount</b> 0.00	<b>Payable Amount</b> 147.18	

**Payment Register**

<b>Vendor Number</b> <a href="#">05789</a>	<b>Vendor Name</b> C.E.S. INC			<b>Total Vendor Amount</b> 375.00	
<b>Payment Type</b> Check	<b>Payment Number</b> <a href="#">220957</a>			<b>Payment Date</b> 05/11/2026	<b>Payment Amount</b> 375.00
<b>Payable Number</b> <a href="#">S146-26</a>	<b>Description</b> Survey/staking ROW @ RTE 251 at GC for SW project	<b>Payable Date</b> 04/30/2026	<b>Due Date</b> 04/30/2026	<b>Discount Amount</b> 0.00	<b>Payable Amount</b> 375.00

<b>Vendor Number</b> <a href="#">03165</a>	<b>Vendor Name</b> CAMPION, BARROW & ASSOCIATES			<b>Total Vendor Amount</b> 490.00	
<b>Payment Type</b> Check	<b>Payment Number</b> <a href="#">220958</a>			<b>Payment Date</b> 05/11/2026	<b>Payment Amount</b> 490.00
<b>Payable Number</b> <a href="#">044558</a>	<b>Description</b> New Officer Testing	<b>Payable Date</b> 04/30/2026	<b>Due Date</b> 04/30/2026	<b>Discount Amount</b> 0.00	<b>Payable Amount</b> 490.00

<b>Vendor Number</b> <a href="#">08113</a>	<b>Vendor Name</b> CARUS LLC			<b>Total Vendor Amount</b> 2,710.35	
<b>Payment Type</b> Check	<b>Payment Number</b> <a href="#">220959</a>			<b>Payment Date</b> 05/11/2026	<b>Payment Amount</b> 2,710.35
<b>Payable Number</b> <a href="#">SLS 10127422</a>	<b>Description</b> HMO	<b>Payable Date</b> 04/29/2026	<b>Due Date</b> 04/29/2026	<b>Discount Amount</b> 0.00	<b>Payable Amount</b> 2,710.35

<b>Vendor Number</b> <a href="#">INC1351</a>	<b>Vendor Name</b> CENTRAL SQUARE			<b>Total Vendor Amount</b> 11,801.78	
<b>Payment Type</b> Check	<b>Payment Number</b> <a href="#">220960</a>			<b>Payment Date</b> 05/11/2026	<b>Payment Amount</b> 11,801.78
<b>Payable Number</b> <a href="#">032626</a>	<b>Description</b> Dispatch Yearly invoice	<b>Payable Date</b> 03/26/2026	<b>Due Date</b> 03/26/2026	<b>Discount Amount</b> 0.00	<b>Payable Amount</b> 11,801.78

<b>Vendor Number</b> <a href="#">09112</a>	<b>Vendor Name</b> CINTAS			<b>Total Vendor Amount</b> 2,697.91	
<b>Payment Type</b> Check	<b>Payment Number</b> <a href="#">220961</a>			<b>Payment Date</b> 05/11/2026	<b>Payment Amount</b> 1,801.71
<b>Payable Number</b> <a href="#">5332618114</a>	<b>Description</b> MEDICINE CABINET RESTOCK	<b>Payable Date</b> 04/29/2026	<b>Due Date</b> 04/29/2026	<b>Discount Amount</b> 0.00	<b>Payable Amount</b> 164.41
<a href="#">5332618115</a>	1st Aid Cabinet Refill/AED Check	04/29/2026	04/29/2026	0.00	239.40
<a href="#">5333737109</a>	Tech Center First Aid Cabinet	05/04/2026	05/04/2026	0.00	37.90
<a href="#">9370433651</a>	Lifeline AED Agreement	04/30/2026	04/30/2026	0.00	1,360.00
<b>Check</b> <a href="#">220962</a>				05/11/2026	896.20
<b>Payable Number</b> <a href="#">4267549956</a>	<b>Description</b> PW Rags & Rugs	<b>Payable Date</b> 04/29/2026	<b>Due Date</b> 04/29/2026	<b>Discount Amount</b> 0.00	<b>Payable Amount</b> 138.28
<a href="#">4267549989</a>	UB Mat and Bathroom Rentals for 333	04/29/2026	04/29/2026	0.00	93.97
<a href="#">4267549993</a>	Mats, Lab Coats, Towels	04/29/2026	04/29/2026	0.00	45.80
<a href="#">4267550004</a>	Floor Mats/Shop Towels	04/29/2026	04/29/2026	0.00	144.50
<a href="#">4267855633</a>	Tech Center Door/Floor Mats	05/01/2026	05/01/2026	0.00	36.66
<a href="#">4268054776</a>	Janitorial supplies	05/04/2026	05/04/2026	0.00	71.37
<a href="#">4268135277</a>	FLOOR MATS AND SHOP RAGS	05/05/2026	05/05/2026	0.00	230.62
<a href="#">9370442330</a>	AED MAINTENANCE AGREEMENT	04/30/2026	04/30/2026	0.00	135.00

<b>Vendor Number</b> <a href="#">00759</a>	<b>Vendor Name</b> CITY OF ROCHELLE			<b>Total Vendor Amount</b> 3,332.00	
<b>Payment Type</b> Check	<b>Payment Number</b> <a href="#">220963</a>			<b>Payment Date</b> 05/11/2026	<b>Payment Amount</b> 3,332.00
<b>Payable Number</b> <a href="#">INV03058</a>	<b>Description</b> April Sludge	<b>Payable Date</b> 05/05/2026	<b>Due Date</b> 05/05/2026	<b>Discount Amount</b> 0.00	<b>Payable Amount</b> 3,332.00

**Payment Register**

<b>Vendor Number</b> <a href="#">INC1161</a>	<b>Vendor Name</b> CIVICPLUS, LLC						<b>Total Vendor Amount</b> 4,397.40
<b>Payment Type</b> Check	<b>Payment Number</b> <a href="#">220964</a>			<b>Payment Date</b> 05/11/2026			<b>Payment Amount</b> 4,397.40
<b>Payable Number</b> <a href="#">364527</a>	<b>Description</b> Social Media Archiving	<b>Payable Date</b> 05/01/2026	<b>Due Date</b> 05/01/2026	<b>Discount Amount</b> 0.00			<b>Payable Amount</b> 4,397.40
<b>Vendor Number</b> <a href="#">00118</a>	<b>Vendor Name</b> COLONIAL FLOWERS & GIFTS						<b>Total Vendor Amount</b> 416.00
<b>Payment Type</b> Check	<b>Payment Number</b> <a href="#">220965</a>			<b>Payment Date</b> 05/11/2026			<b>Payment Amount</b> 416.00
<b>Payable Number</b> <a href="#">12012</a>	<b>Description</b> Floral - Admin Prof Day, Get Well	<b>Payable Date</b> 04/30/2026	<b>Due Date</b> 04/30/2026	<b>Discount Amount</b> 0.00			<b>Payable Amount</b> 416.00
<b>Vendor Number</b> <a href="#">08942</a>	<b>Vendor Name</b> COOPERATIVE RESPONSE CENTER, INC.						<b>Total Vendor Amount</b> 76.04
<b>Payment Type</b> Check	<b>Payment Number</b> <a href="#">220966</a>			<b>Payment Date</b> 05/11/2026			<b>Payment Amount</b> 76.04
<b>Payable Number</b> <a href="#">0236657</a>	<b>Description</b> SCADA Monitoring	<b>Payable Date</b> 04/30/2026	<b>Due Date</b> 04/30/2026	<b>Discount Amount</b> 0.00			<b>Payable Amount</b> 76.04
<b>Vendor Number</b> <a href="#">00143</a>	<b>Vendor Name</b> CRESCENT ELECTRIC SUPPLY						<b>Total Vendor Amount</b> 799.20
<b>Payment Type</b> Check	<b>Payment Number</b> <a href="#">220967</a>			<b>Payment Date</b> 05/11/2026			<b>Payment Amount</b> 799.20
<b>Payable Number</b> <a href="#">S514071225.001</a>	<b>Description</b> Square D Electrical Panels	<b>Payable Date</b> 05/01/2026	<b>Due Date</b> 05/01/2026	<b>Discount Amount</b> 0.00			<b>Payable Amount</b> 799.20
<b>Vendor Number</b> <a href="#">10102</a>	<b>Vendor Name</b> DATA VOICE INTERNATIONAL, INC.						<b>Total Vendor Amount</b> 491.92
<b>Payment Type</b> Check	<b>Payment Number</b> <a href="#">220968</a>			<b>Payment Date</b> 05/11/2026			<b>Payment Amount</b> 491.92
<b>Payable Number</b> <a href="#">DVIMN0001952</a>	<b>Description</b> Customer Facing Mobile App/lineman App	<b>Payable Date</b> 04/30/2026	<b>Due Date</b> 04/30/2026	<b>Discount Amount</b> 0.00			<b>Payable Amount</b> 491.92
<b>Vendor Number</b> <a href="#">05884</a>	<b>Vendor Name</b> DENNIS W. MARTINEZ						<b>Total Vendor Amount</b> 4,707.50
<b>Payment Type</b> Check	<b>Payment Number</b> <a href="#">220969</a>			<b>Payment Date</b> 05/11/2026			<b>Payment Amount</b> 4,707.50
<b>Payable Number</b> <a href="#">10-26</a>	<b>Description</b> Cemetery Property Mowing & Trimming	<b>Payable Date</b> 05/02/2026	<b>Due Date</b> 05/02/2026	<b>Discount Amount</b> 0.00			<b>Payable Amount</b> 2,172.00
<a href="#">2</a>	City R.O.W. Properties Mowing & Trimming	05/02/2026	05/02/2026	0.00			1,877.00
<a href="#">4-26</a>	Landscaping - RR Park	05/02/2026	05/02/2026	0.00			480.00
<a href="#">9</a>	City R.O.W. Properties Mowing & Trimming	05/02/2026	05/02/2026	0.00			178.50
<b>Vendor Number</b> <a href="#">04118</a>	<b>Vendor Name</b> DINGES FIRE COMPANY						<b>Total Vendor Amount</b> 4,190.00
<b>Payment Type</b> Check	<b>Payment Number</b> <a href="#">220970</a>			<b>Payment Date</b> 05/11/2026			<b>Payment Amount</b> 4,190.00
<b>Payable Number</b> <a href="#">85751</a>	<b>Description</b> Dougherty bunker gear	<b>Payable Date</b> 05/01/2026	<b>Due Date</b> 05/01/2026	<b>Discount Amount</b> 0.00			<b>Payable Amount</b> 4,190.00
<b>Vendor Number</b> <a href="#">INC1965</a>	<b>Vendor Name</b> DOLISTER, KRISTY						<b>Total Vendor Amount</b> 1,100.00
<b>Payment Type</b> Check	<b>Payment Number</b> <a href="#">220971</a>			<b>Payment Date</b> 05/11/2026			<b>Payment Amount</b> 1,100.00
<b>Payable Number</b> <a href="#">2026-013</a>	<b>Description</b> Face Painter - RR Days, Big Boy Visit	<b>Payable Date</b> 05/05/2026	<b>Due Date</b> 05/05/2026	<b>Discount Amount</b> 0.00			<b>Payable Amount</b> 1,100.00

**Payment Register**

<b>Vendor Number</b> <a href="#">03353</a>	<b>Vendor Name</b> ELLEN BURGESSON, INC					<b>Total Vendor Amount</b> 1,609.35
<b>Payment Type</b> Check	<b>Payment Number</b> <a href="#">220972</a>		<b>Payment Date</b> 05/11/2026	<b>Payment Amount</b> 1,609.35		
<b>Payable Number</b> <a href="#">1800</a>	<b>Description</b> Rochelle Railroad Ext MS DCEO #25-914001admin	<b>Payable Date</b> 05/03/2026	<b>Due Date</b> 05/03/2026	<b>Discount Amount</b> 0.00	<b>Payable Amount</b> 1,609.35	
<b>Vendor Number</b> <a href="#">02153</a>	<b>Vendor Name</b> EQUIPMENT DEPOT					<b>Total Vendor Amount</b> 637.93
<b>Payment Type</b> Check	<b>Payment Number</b> <a href="#">220973</a>		<b>Payment Date</b> 05/11/2026	<b>Payment Amount</b> 637.93		
<b>Payable Number</b> <a href="#">13500103848</a>	<b>Description</b> 5K Forklift/PM and Regulator Repair	<b>Payable Date</b> 04/30/2026	<b>Due Date</b> 04/30/2026	<b>Discount Amount</b> 0.00	<b>Payable Amount</b> 285.30	
<b>Payable Number</b> <a href="#">1350103849</a>	<b>Description</b> Forklift PM /Brake Repair	<b>Payable Date</b> 04/30/2026	<b>Due Date</b> 04/30/2026	<b>Discount Amount</b> 0.00	<b>Payable Amount</b> 352.63	
<b>Vendor Number</b> <a href="#">04512</a>	<b>Vendor Name</b> FEHR-GRAHAM & ASSOC.					<b>Total Vendor Amount</b> 350.00
<b>Payment Type</b> Check	<b>Payment Number</b> <a href="#">220974</a>		<b>Payment Date</b> 05/11/2026	<b>Payment Amount</b> 350.00		
<b>Payable Number</b> <a href="#">139381</a>	<b>Description</b> Pocket Park - project managment	<b>Payable Date</b> 04/24/2026	<b>Due Date</b> 04/24/2026	<b>Discount Amount</b> 0.00	<b>Payable Amount</b> 350.00	
<b>Vendor Number</b> <a href="#">03334</a>	<b>Vendor Name</b> FERGUSON WATERWORKS #2516					<b>Total Vendor Amount</b> 5,974.82
<b>Payment Type</b> Check	<b>Payment Number</b> <a href="#">220975</a>		<b>Payment Date</b> 05/11/2026	<b>Payment Amount</b> 5,974.82		
<b>Payable Number</b> <a href="#">0549818</a>	<b>Description</b> 12" Globe Check VLV	<b>Payable Date</b> 05/01/2026	<b>Due Date</b> 05/01/2026	<b>Discount Amount</b> 0.00	<b>Payable Amount</b> 5,974.82	
<b>Vendor Number</b> <a href="#">INC1845</a>	<b>Vendor Name</b> FINKBINER EQUIPMENT COMPANY					<b>Total Vendor Amount</b> 10,670.00
<b>Payment Type</b> Check	<b>Payment Number</b> <a href="#">220976</a>		<b>Payment Date</b> 05/11/2026	<b>Payment Amount</b> 10,670.00		
<b>Payable Number</b> <a href="#">R05715</a>	<b>Description</b> Equipment rental for a 5' mill machine used by PW	<b>Payable Date</b> 05/04/2026	<b>Due Date</b> 05/04/2026	<b>Discount Amount</b> 0.00	<b>Payable Amount</b> 10,670.00	
<b>Vendor Number</b> <a href="#">INC1953</a>	<b>Vendor Name</b> FORCE AMERICA DISTRIBUTING LLC					<b>Total Vendor Amount</b> 1,116.00
<b>Payment Type</b> Check	<b>Payment Number</b> <a href="#">220977</a>		<b>Payment Date</b> 05/11/2026	<b>Payment Amount</b> 1,116.00		
<b>Payable Number</b> <a href="#">CM001-2010690</a>	<b>Description</b> Credit Return For Sensor Unit R123	<b>Payable Date</b> 04/10/2026	<b>Due Date</b> 04/10/2026	<b>Discount Amount</b> 0.00	<b>Payable Amount</b> -756.00	
<b>Payable Number</b> <a href="#">IN0012149687</a>	<b>Description</b> Sensors For Unit R122 & R123	<b>Payable Date</b> 04/09/2026	<b>Due Date</b> 04/09/2026	<b>Discount Amount</b> 0.00	<b>Payable Amount</b> 1,872.00	
<b>Vendor Number</b> <a href="#">INC1739</a>	<b>Vendor Name</b> FORD PRO					<b>Total Vendor Amount</b> 180.00
<b>Payment Type</b> Check	<b>Payment Number</b> <a href="#">220978</a>		<b>Payment Date</b> 05/11/2026	<b>Payment Amount</b> 180.00		
<b>Payable Number</b> <a href="#">INV45529557</a>	<b>Description</b> Squad GPS	<b>Payable Date</b> 04/30/2026	<b>Due Date</b> 04/30/2026	<b>Discount Amount</b> 0.00	<b>Payable Amount</b> 180.00	
<b>Vendor Number</b> <a href="#">01905</a>	<b>Vendor Name</b> FOSTER COACH SALES, INC					<b>Total Vendor Amount</b> 50.68
<b>Payment Type</b> Check	<b>Payment Number</b> <a href="#">220979</a>		<b>Payment Date</b> 05/11/2026	<b>Payment Amount</b> 50.68		
<b>Payable Number</b> <a href="#">30801</a>	<b>Description</b> Replacement drawer keys	<b>Payable Date</b> 04/10/2026	<b>Due Date</b> 04/10/2026	<b>Discount Amount</b> 0.00	<b>Payable Amount</b> 50.68	

**Payment Register**

<b>Vendor Number</b> <a href="#">06609</a>	<b>Vendor Name</b> FRONTIER						<b>Total Vendor Amount</b> 18.03
<b>Payment Type</b> Check	<b>Payment Number</b> <a href="#">220980</a>			<b>Payment Date</b> 05/11/2026			<b>Payment Amount</b> 18.03
<b>Payable Number</b> <a href="#">042726</a>	<b>Description</b> Monthly Phone Fees	<b>Payable Date</b> 04/27/2026	<b>Due Date</b> 04/27/2026	<b>Discount Amount</b> 0.00		<b>Payable Amount</b> 18.03	
<b>Vendor Number</b> <a href="#">INC1822</a>	<b>Vendor Name</b> GEOTAB USA, INC.						<b>Total Vendor Amount</b> 365.75
<b>Payment Type</b> Check	<b>Payment Number</b> <a href="#">220981</a>			<b>Payment Date</b> 05/11/2026			<b>Payment Amount</b> 365.75
<b>Payable Number</b> <a href="#">IN488842</a>	<b>Description</b> Region 1 Pro Plus Self Install Bundle	<b>Payable Date</b> 04/30/2026	<b>Due Date</b> 04/30/2026	<b>Discount Amount</b> 0.00		<b>Payable Amount</b> 365.75	
<b>Vendor Number</b> <a href="#">INC1720</a>	<b>Vendor Name</b> GPS INSIGHT INC						<b>Total Vendor Amount</b> 483.74
<b>Payment Type</b> Check	<b>Payment Number</b> <a href="#">220982</a>			<b>Payment Date</b> 05/11/2026			<b>Payment Amount</b> 483.74
<b>Payable Number</b> <a href="#">INV1860810</a>	<b>Description</b> Street Eagle Pro Preferred Plan	<b>Payable Date</b> 05/01/2026	<b>Due Date</b> 05/01/2026	<b>Discount Amount</b> 0.00		<b>Payable Amount</b> 483.74	
<b>Vendor Number</b> <a href="#">00493</a>	<b>Vendor Name</b> GROVERS SERVICES, LLC						<b>Total Vendor Amount</b> 4,800.00
<b>Payment Type</b> Check	<b>Payment Number</b> <a href="#">220983</a>			<b>Payment Date</b> 05/11/2026			<b>Payment Amount</b> 4,800.00
<b>Payable Number</b> <a href="#">050426</a>	<b>Description</b> Trimmed/Removed Trees Week of April 27th	<b>Payable Date</b> 05/04/2026	<b>Due Date</b> 05/04/2026	<b>Discount Amount</b> 0.00		<b>Payable Amount</b> 4,800.00	
<b>Vendor Number</b> <a href="#">11029</a>	<b>Vendor Name</b> HACKBARTH TRUCK & EQUIPMENT LLC						<b>Total Vendor Amount</b> 1,394.54
<b>Payment Type</b> Check	<b>Payment Number</b> <a href="#">220984</a>			<b>Payment Date</b> 05/11/2026			<b>Payment Amount</b> 1,394.54
<b>Payable Number</b> <a href="#">1811</a>	<b>Description</b> E3 service	<b>Payable Date</b> 03/23/2026	<b>Due Date</b> 03/23/2026	<b>Discount Amount</b> 0.00		<b>Payable Amount</b> 1,394.54	
<b>Vendor Number</b> <a href="#">INC1813</a>	<b>Vendor Name</b> HARRINGTON, DAMEN						<b>Total Vendor Amount</b> 87.45
<b>Payment Type</b> Check	<b>Payment Number</b> <a href="#">220985</a>			<b>Payment Date</b> 05/11/2026			<b>Payment Amount</b> 87.45
<b>Payable Number</b> <a href="#">050126</a>	<b>Description</b> Uniform Allowance	<b>Payable Date</b> 05/01/2026	<b>Due Date</b> 05/01/2026	<b>Discount Amount</b> 0.00		<b>Payable Amount</b> 87.45	
<b>Vendor Number</b> <a href="#">10256</a>	<b>Vendor Name</b> HAWKINS, INC.						<b>Total Vendor Amount</b> 2,874.00
<b>Payment Type</b> Check	<b>Payment Number</b> <a href="#">220986</a>			<b>Payment Date</b> 05/11/2026			<b>Payment Amount</b> 2,874.00
<b>Payable Number</b> <a href="#">7408781</a>	<b>Description</b> Azone 15, Hydrofluosilicic Acid	<b>Payable Date</b> 04/29/2026	<b>Due Date</b> 04/29/2026	<b>Discount Amount</b> 0.00		<b>Payable Amount</b> 2,874.00	
<b>Vendor Number</b> <a href="#">INC1964</a>	<b>Vendor Name</b> HELLERS FARM SALES LLC						<b>Total Vendor Amount</b> 5,720.00
<b>Payment Type</b> Check	<b>Payment Number</b> <a href="#">220987</a>			<b>Payment Date</b> 05/11/2026			<b>Payment Amount</b> 5,720.00
<b>Payable Number</b> <a href="#">042926</a>	<b>Description</b> Tank Sprayer With Boom & Wand Used For Vegetation	<b>Payable Date</b> 04/29/2026	<b>Due Date</b> 04/29/2026	<b>Discount Amount</b> 0.00		<b>Payable Amount</b> 5,720.00	

**Payment Register**

<b>Vendor Number</b> <a href="#">01737</a>	<b>Vendor Name</b> INTERSTATE BATTERIES OF ROCKFORD					<b>Total Vendor Amount</b> 157.95
<b>Payment Type</b> Check	<b>Payment Number</b> <a href="#">220988</a>		<b>Payment Date</b> 05/11/2026	<b>Payment Amount</b> 157.95		
<b>Payable Number</b> <a href="#">100302661</a>	<b>Description</b> Old Engineering Truck Battery	<b>Payable Date</b> 04/24/2026	<b>Due Date</b> 04/24/2026	<b>Discount Amount</b> 0.00	<b>Payable Amount</b> 157.95	
<b>Vendor Number</b> <a href="#">06089</a>	<b>Vendor Name</b> IP COMMUNICATIONS, INC.					<b>Total Vendor Amount</b> 306.75
<b>Payment Type</b> Check	<b>Payment Number</b> <a href="#">220989</a>		<b>Payment Date</b> 05/11/2026	<b>Payment Amount</b> 306.75		
<b>Payable Number</b> <a href="#">4124617</a>	<b>Description</b> Monthly Voip Charges	<b>Payable Date</b> 05/04/2026	<b>Due Date</b> 05/04/2026	<b>Discount Amount</b> 0.00	<b>Payable Amount</b> 306.75	
<b>Vendor Number</b> <a href="#">09804</a>	<b>Vendor Name</b> IPBC					<b>Total Vendor Amount</b> 19,869.31
<b>Payment Type</b> Bank Draft	<b>Payment Number</b> <a href="#">DFT0001659</a>		<b>Payment Date</b> 05/11/2026	<b>Payment Amount</b> 19,869.31		
<b>Payable Number</b> <a href="#">050126</a>	<b>Description</b> INSURANCE PREMIUMS - RETIREES & ADJS	<b>Payable Date</b> 05/01/2026	<b>Due Date</b> 05/01/2026	<b>Discount Amount</b> 0.00	<b>Payable Amount</b> 19,869.31	
<b>Vendor Number</b> <a href="#">09918</a>	<b>Vendor Name</b> JG UNIFORMS					<b>Total Vendor Amount</b> 344.35
<b>Payment Type</b> Check	<b>Payment Number</b> <a href="#">220990</a>		<b>Payment Date</b> 05/11/2026	<b>Payment Amount</b> 344.35		
<b>Payable Number</b> <a href="#">161603</a>	<b>Description</b> New Officer Uniforms	<b>Payable Date</b> 05/05/2026	<b>Due Date</b> 05/05/2026	<b>Discount Amount</b> 0.00	<b>Payable Amount</b> 109.35	
<b>Payable Number</b> <a href="#">161624</a>	<b>Description</b> Officer Uniforms	<b>Payable Date</b> 05/06/2026	<b>Due Date</b> 05/06/2026	<b>Discount Amount</b> 0.00	<b>Payable Amount</b> 235.00	
<b>Vendor Number</b> <a href="#">05282</a>	<b>Vendor Name</b> JOHNSON TRACTOR					<b>Total Vendor Amount</b> 208.14
<b>Payment Type</b> Check	<b>Payment Number</b> <a href="#">220991</a>		<b>Payment Date</b> 05/11/2026	<b>Payment Amount</b> 208.14		
<b>Payable Number</b> <a href="#">IR16043</a>	<b>Description</b> Belt for Equipment	<b>Payable Date</b> 04/21/2026	<b>Due Date</b> 04/21/2026	<b>Discount Amount</b> 0.00	<b>Payable Amount</b> 160.15	
<b>Payable Number</b> <a href="#">IR16414</a>	<b>Description</b> Trimmer - Qui Spec Ord	<b>Payable Date</b> 05/01/2026	<b>Due Date</b> 05/01/2026	<b>Discount Amount</b> 0.00	<b>Payable Amount</b> 47.99	
<b>Vendor Number</b> <a href="#">09056</a>	<b>Vendor Name</b> KOVACS, RYAN					<b>Total Vendor Amount</b> 29.50
<b>Payment Type</b> Check	<b>Payment Number</b> <a href="#">220992</a>		<b>Payment Date</b> 05/11/2026	<b>Payment Amount</b> 29.50		
<b>Payable Number</b> <a href="#">050126</a>	<b>Description</b> Truck Weight Reimbursement	<b>Payable Date</b> 05/01/2026	<b>Due Date</b> 05/01/2026	<b>Discount Amount</b> 0.00	<b>Payable Amount</b> 29.50	
<b>Vendor Number</b> <a href="#">01822</a>	<b>Vendor Name</b> L&K ELECTRONICS					<b>Total Vendor Amount</b> 10,055.00
<b>Payment Type</b> Check	<b>Payment Number</b> <a href="#">220993</a>		<b>Payment Date</b> 05/11/2026	<b>Payment Amount</b> 10,055.00		
<b>Payable Number</b> <a href="#">806</a>	<b>Description</b> Replacement siren at Central Bank	<b>Payable Date</b> 04/17/2026	<b>Due Date</b> 04/17/2026	<b>Discount Amount</b> 0.00	<b>Payable Amount</b> 10,055.00	
<b>Vendor Number</b> <a href="#">03239</a>	<b>Vendor Name</b> LARGE CAR REBUILDERS, INC.					<b>Total Vendor Amount</b> 147.83
<b>Payment Type</b> Check	<b>Payment Number</b> <a href="#">220994</a>		<b>Payment Date</b> 05/11/2026	<b>Payment Amount</b> 147.83		
<b>Payable Number</b> <a href="#">18668</a>	<b>Description</b> Electric Dept Graphics	<b>Payable Date</b> 05/01/2026	<b>Due Date</b> 05/01/2026	<b>Discount Amount</b> 0.00	<b>Payable Amount</b> 147.83	

**Payment Register**

<b>Vendor Number</b> <a href="#">00356</a>	<b>Vendor Name</b> MACKLIN INCORPORATED						<b>Total Vendor Amount</b> 41.58
<b>Payment Type</b> Check	<b>Payment Number</b> <a href="#">220995</a>		<b>Payment Date</b> 05/11/2026	<b>Payment Amount</b> 41.58			
<b>Payable Number</b> <a href="#">56972</a>	<b>Description</b> CA7	<b>Payable Date</b> 04/30/2026	<b>Due Date</b> 04/30/2026	<b>Discount Amount</b> 0.00	<b>Payable Amount</b> 41.58		
<b>Vendor Number</b> <a href="#">10269</a>	<b>Vendor Name</b> MARCO						<b>Total Vendor Amount</b> 119.96
<b>Payment Type</b> Check	<b>Payment Number</b> <a href="#">220996</a>		<b>Payment Date</b> 05/11/2026	<b>Payment Amount</b> 119.96			
<b>Payable Number</b> <a href="#">41904883</a>	<b>Description</b> Printer lease	<b>Payable Date</b> 05/03/2026	<b>Due Date</b> 05/03/2026	<b>Discount Amount</b> 0.00	<b>Payable Amount</b> 119.96		
<b>Vendor Number</b> <a href="#">02095</a>	<b>Vendor Name</b> MARTIN & CO EXCAVATING						<b>Total Vendor Amount</b> 539.24
<b>Payment Type</b> Check	<b>Payment Number</b> <a href="#">220997</a>		<b>Payment Date</b> 05/11/2026	<b>Payment Amount</b> 539.24			
<b>Payable Number</b> <a href="#">3182</a>	<b>Description</b> Site Restoration	<b>Payable Date</b> 04/30/2026	<b>Due Date</b> 04/30/2026	<b>Discount Amount</b> 0.00	<b>Payable Amount</b> 539.24		
<b>Vendor Number</b> <a href="#">10223</a>	<b>Vendor Name</b> MARTINEZ, STEVE						<b>Total Vendor Amount</b> 850.00
<b>Payment Type</b> Check	<b>Payment Number</b> <a href="#">220998</a>		<b>Payment Date</b> 05/11/2026	<b>Payment Amount</b> 850.00			
<b>Payable Number</b> <a href="#">3840</a>	<b>Description</b> mulch	<b>Payable Date</b> 04/30/2026	<b>Due Date</b> 04/30/2026	<b>Discount Amount</b> 0.00	<b>Payable Amount</b> 850.00		
<b>Vendor Number</b> <a href="#">01726</a>	<b>Vendor Name</b> MIDWEST MAILWORKS, INC						<b>Total Vendor Amount</b> 5,291.33
<b>Payment Type</b> Check	<b>Payment Number</b> <a href="#">220999</a>		<b>Payment Date</b> 05/11/2026	<b>Payment Amount</b> 5,291.33			
<b>Payable Number</b> <a href="#">050526</a>	<b>Description</b> UB Prepayment of Postage	<b>Payable Date</b> 05/05/2026	<b>Due Date</b> 05/05/2026	<b>Discount Amount</b> 0.00	<b>Payable Amount</b> 5,000.00		
<b>Payable Number</b> <a href="#">260966</a>	<b>Description</b> UB Complete Mailroom Service	<b>Payable Date</b> 04/29/2026	<b>Due Date</b> 04/29/2026	<b>Discount Amount</b> 0.00	<b>Payable Amount</b> 291.33		
<b>Vendor Number</b> <a href="#">INC1890</a>	<b>Vendor Name</b> MOBILE COMMUNICATIONS AMERICA INC						<b>Total Vendor Amount</b> 555.00
<b>Payment Type</b> Check	<b>Payment Number</b> <a href="#">221000</a>		<b>Payment Date</b> 05/11/2026	<b>Payment Amount</b> 555.00			
<b>Payable Number</b> <a href="#">11710000104-2</a>	<b>Description</b> Radio Install	<b>Payable Date</b> 04/21/2026	<b>Due Date</b> 04/21/2026	<b>Discount Amount</b> 0.00	<b>Payable Amount</b> 555.00		
<b>Vendor Number</b> <a href="#">01641</a>	<b>Vendor Name</b> MOTOROLA SOLUTIONS - STARCOM						<b>Total Vendor Amount</b> 2,179.00
<b>Payment Type</b> Check	<b>Payment Number</b> <a href="#">221001</a>		<b>Payment Date</b> 05/11/2026	<b>Payment Amount</b> 2,179.00			
<b>Payable Number</b> <a href="#">10331320260401</a>	<b>Description</b> Monthly Radio Maintenance	<b>Payable Date</b> 05/01/2026	<b>Due Date</b> 05/01/2026	<b>Discount Amount</b> 0.00	<b>Payable Amount</b> 2,179.00		
<b>Vendor Number</b> <a href="#">05715</a>	<b>Vendor Name</b> MUNICIPAL WELL & PUMP						<b>Total Vendor Amount</b> 38,810.00
<b>Payment Type</b> Check	<b>Payment Number</b> <a href="#">221002</a>		<b>Payment Date</b> 05/11/2026	<b>Payment Amount</b> 38,810.00			
<b>Payable Number</b> <a href="#">24927</a>	<b>Description</b> Well 12 - pump and motor inspect - test cable	<b>Payable Date</b> 04/28/2026	<b>Due Date</b> 04/28/2026	<b>Discount Amount</b> 0.00	<b>Payable Amount</b> 38,810.00		

**Payment Register**

<b>Vendor Number</b> <u>00415</u>	<b>Vendor Name</b> NAPA AUTO PARTS ROCHELLE					<b>Total Vendor Amount</b> 13.49
<b>Payment Type</b> Check	<b>Payment Number</b> <u>221003</u>		<b>Payment Date</b> 05/11/2026	<b>Payment Amount</b> 13.49		
<b>Payable Number</b> <u>120421</u>	<b>Description</b> tire repair kit	<b>Payable Date</b> 05/04/2026	<b>Due Date</b> 05/04/2026	<b>Discount Amount</b> 0.00	<b>Payable Amount</b> 13.49	
<b>Vendor Number</b> <u>INC1966</u>	<b>Vendor Name</b> NATIONAL INTERSTATE INS COMP					<b>Total Vendor Amount</b> 400.00
<b>Payment Type</b> Check	<b>Payment Number</b> <u>221004</u>		<b>Payment Date</b> 05/11/2026	<b>Payment Amount</b> 400.00		
<b>Payable Number</b> <u>042026</u>	<b>Description</b> A. Lupiichuk	<b>Payable Date</b> 04/20/2026	<b>Due Date</b> 04/20/2026	<b>Discount Amount</b> 0.00	<b>Payable Amount</b> 400.00	
<b>Vendor Number</b> <u>08102</u>	<b>Vendor Name</b> NORTHERN IL AMBULANCE BILLING, INC.					<b>Total Vendor Amount</b> 4,713.95
<b>Payment Type</b> Check	<b>Payment Number</b> <u>221005</u>		<b>Payment Date</b> 05/11/2026	<b>Payment Amount</b> 4,713.95		
<b>Payable Number</b> <u>2026-04</u>	<b>Description</b> April ambulance billing	<b>Payable Date</b> 05/01/2026	<b>Due Date</b> 05/01/2026	<b>Discount Amount</b> 0.00	<b>Payable Amount</b> 4,713.95	
<b>Vendor Number</b> <u>07379</u>	<b>Vendor Name</b> NORTHERN ILLINOIS DISPOSAL SVCS					<b>Total Vendor Amount</b> 45,671.50
<b>Payment Type</b> Check	<b>Payment Number</b> <u>221006</u>		<b>Payment Date</b> 05/11/2026	<b>Payment Amount</b> 45,671.50		
<b>Payable Number</b> <u>24623172T086</u>	<b>Description</b> Residential Garbage, Recycling & Yardwaste	<b>Payable Date</b> 05/01/2026	<b>Due Date</b> 05/01/2026	<b>Discount Amount</b> 0.00	<b>Payable Amount</b> 40,017.71	
<u>24623256T086</u>	April Sludge	05/01/2026	05/01/2026	0.00	2,560.54	
<u>24623258T086</u>	20yd Dumpster- 1015 S Caron Rd	05/01/2026	05/01/2026	0.00	284.18	
<u>24623694T086</u>	Residential Recycling Process Fees	05/01/2026	05/01/2026	0.00	1,807.74	
<u>24623716T086</u>	20yd Dumpster- 1030 S 7th St	05/01/2026	05/01/2026	0.00	418.84	
<u>24624966T086</u>	4yd Dumpster 700 2nd Ave	05/01/2026	05/01/2026	0.00	82.72	
<u>24624969T086</u>	Monthly Trash Collection Tech Center #450872-012	05/01/2026	05/01/2026	0.00	60.33	
<u>24624970T086</u>	Garbage service	05/01/2026	05/01/2026	0.00	60.33	
<u>24624977T086</u>	Trash Removal	05/01/2026	05/01/2026	0.00	66.55	
<u>24625830T086</u>	4yd Dumpster- 1030 S 7th St	05/01/2026	05/01/2026	0.00	110.18	
<u>24626180T086</u>	8yd Dumpster- 700 2nd Ave	05/01/2026	05/01/2026	0.00	202.38	
<b>Vendor Number</b> <u>08072</u>	<b>Vendor Name</b> OSF ST ANTHONY MEDICAL CENTER					<b>Total Vendor Amount</b> 850.00
<b>Payment Type</b> Check	<b>Payment Number</b> <u>221007</u>		<b>Payment Date</b> 05/11/2026	<b>Payment Amount</b> 850.00		
<b>Payable Number</b> <u>10300-273</u>	<b>Description</b> Station PALS recert	<b>Payable Date</b> 02/25/2026	<b>Due Date</b> 02/25/2026	<b>Discount Amount</b> 0.00	<b>Payable Amount</b> 850.00	
<b>Vendor Number</b> <u>INC1010</u>	<b>Vendor Name</b> PACE ANALYTICAL SERVICES, LLC					<b>Total Vendor Amount</b> 2,657.25
<b>Payment Type</b> Check	<b>Payment Number</b> <u>221008</u>		<b>Payment Date</b> 05/11/2026	<b>Payment Amount</b> 2,657.25		
<b>Payable Number</b> <u>267212683</u>	<b>Description</b> Outside Lab Testing - Water Rec	<b>Payable Date</b> 04/30/2026	<b>Due Date</b> 04/30/2026	<b>Discount Amount</b> 0.00	<b>Payable Amount</b> 734.00	
<u>267212684</u>	Outside Lab Testing - Water Dept	04/30/2026	04/30/2026	0.00	1,781.25	
<u>267212685</u>	Outside lab testing for Water Rec	04/30/2026	04/30/2026	0.00	142.00	
<b>Vendor Number</b> <u>00693</u>	<b>Vendor Name</b> PETTY CASH - POLICE DEPT					<b>Total Vendor Amount</b> 26.55
<b>Payment Type</b> Check	<b>Payment Number</b> <u>221009</u>		<b>Payment Date</b> 05/11/2026	<b>Payment Amount</b> 26.55		
<b>Payable Number</b> <u>042926</u>	<b>Description</b> Petty Cash Reimbursement	<b>Payable Date</b> 04/29/2026	<b>Due Date</b> 04/29/2026	<b>Discount Amount</b> 0.00	<b>Payable Amount</b> 26.55	

**Payment Register**

<b>Vendor Number</b> <a href="#">09802</a>	<b>Vendor Name</b> PRECISION SMALL ENGINE CO., INC					<b>Total Vendor Amount</b> 389.79
<b>Payment Type</b> Check	<b>Payment Number</b> <a href="#">221010</a>		<b>Payment Date</b> 05/11/2026	<b>Payment Amount</b> 389.79		
<b>Payable Number</b> <a href="#">699775</a>	<b>Description</b> table and grinding wheel	<b>Payable Date</b> 05/05/2026	<b>Due Date</b> 05/05/2026	<b>Discount Amount</b> 0.00	<b>Payable Amount</b> 389.79	
<b>Vendor Number</b> <a href="#">01154</a>	<b>Vendor Name</b> PRESCOTT BROS. FORD					<b>Total Vendor Amount</b> 1,893.25
<b>Payment Type</b> Check	<b>Payment Number</b> <a href="#">221011</a>		<b>Payment Date</b> 05/11/2026	<b>Payment Amount</b> 1,893.25		
<b>Payable Number</b> <a href="#">8796</a>	<b>Description</b> Truck repair for Shifter not going into gear	<b>Payable Date</b> 04/28/2026	<b>Due Date</b> 04/28/2026	<b>Discount Amount</b> 0.00	<b>Payable Amount</b> 444.45	
<b>Payable Number</b> <a href="#">8816</a>	<b>Description</b> F21- replace hydroboost	<b>Payable Date</b> 04/29/2026	<b>Due Date</b> 04/29/2026	<b>Discount Amount</b> 0.00	<b>Payable Amount</b> 1,448.80	
<b>Vendor Number</b> <a href="#">00554</a>	<b>Vendor Name</b> PRINTING ETC., INC.					<b>Total Vendor Amount</b> 3,057.50
<b>Payment Type</b> Check	<b>Payment Number</b> <a href="#">221012</a>		<b>Payment Date</b> 05/11/2026	<b>Payment Amount</b> 3,057.50		
<b>Payable Number</b> <a href="#">26-0078</a>	<b>Description</b> UB Window Envelopes	<b>Payable Date</b> 05/06/2026	<b>Due Date</b> 05/06/2026	<b>Discount Amount</b> 0.00	<b>Payable Amount</b> 3,057.50	
<b>Vendor Number</b> <a href="#">INC1505</a>	<b>Vendor Name</b> PROSCREENING					<b>Total Vendor Amount</b> 144.00
<b>Payment Type</b> Check	<b>Payment Number</b> <a href="#">221013</a>		<b>Payment Date</b> 05/11/2026	<b>Payment Amount</b> 144.00		
<b>Payable Number</b> <a href="#">264854-3</a>	<b>Description</b> PRE EMPLOYMENT BACKGROUND & MVR	<b>Payable Date</b> 04/30/2026	<b>Due Date</b> 04/30/2026	<b>Discount Amount</b> 0.00	<b>Payable Amount</b> 144.00	
<b>Vendor Number</b> <a href="#">01642</a>	<b>Vendor Name</b> RAY O'HERRON CO. INC					<b>Total Vendor Amount</b> 1,227.35
<b>Payment Type</b> Check	<b>Payment Number</b> <a href="#">221014</a>		<b>Payment Date</b> 05/11/2026	<b>Payment Amount</b> 1,227.35		
<b>Payable Number</b> <a href="#">2475785</a>	<b>Description</b> Uniform Allowance	<b>Payable Date</b> 04/29/2026	<b>Due Date</b> 04/29/2026	<b>Discount Amount</b> 0.00	<b>Payable Amount</b> 179.50	
<b>Payable Number</b> <a href="#">2476406</a>	<b>Description</b> Uniform Allowance	<b>Payable Date</b> 05/01/2026	<b>Due Date</b> 05/01/2026	<b>Discount Amount</b> 0.00	<b>Payable Amount</b> 72.27	
<b>Payable Number</b> <a href="#">2476971</a>	<b>Description</b> New Officer Uniforms	<b>Payable Date</b> 05/04/2026	<b>Due Date</b> 05/04/2026	<b>Discount Amount</b> 0.00	<b>Payable Amount</b> 975.58	
<b>Vendor Number</b> <a href="#">02199</a>	<b>Vendor Name</b> RAYNOR DOOR AUTHORITY					<b>Total Vendor Amount</b> 7,790.00
<b>Payment Type</b> Check	<b>Payment Number</b> <a href="#">221015</a>		<b>Payment Date</b> 05/11/2026	<b>Payment Amount</b> 7,790.00		
<b>Payable Number</b> <a href="#">146807</a>	<b>Description</b> Garage door repair	<b>Payable Date</b> 04/27/2026	<b>Due Date</b> 04/27/2026	<b>Discount Amount</b> 0.00	<b>Payable Amount</b> 350.00	
<b>Payable Number</b> <a href="#">147029</a>	<b>Description</b> Replaced Entire Old Door Due To Storm Damage	<b>Payable Date</b> 04/30/2026	<b>Due Date</b> 04/30/2026	<b>Discount Amount</b> 0.00	<b>Payable Amount</b> 7,440.00	
<b>Vendor Number</b> <a href="#">00496</a>	<b>Vendor Name</b> RK DIXON CO.					<b>Total Vendor Amount</b> 147.52
<b>Payment Type</b> Check	<b>Payment Number</b> <a href="#">221016</a>		<b>Payment Date</b> 05/11/2026	<b>Payment Amount</b> 147.52		
<b>Payable Number</b> <a href="#">IN6478421</a>	<b>Description</b> Copier Contract	<b>Payable Date</b> 05/01/2026	<b>Due Date</b> 05/01/2026	<b>Discount Amount</b> 0.00	<b>Payable Amount</b> 147.52	
<b>Vendor Number</b> <a href="#">10207</a>	<b>Vendor Name</b> ROCHELLE ACE HARDWARE					<b>Total Vendor Amount</b> 570.21
<b>Payment Type</b> Check	<b>Payment Number</b> <a href="#">221017</a>		<b>Payment Date</b> 05/11/2026	<b>Payment Amount</b> 85.57		
<b>Payable Number</b> <a href="#">084236</a>	<b>Description</b> Garden hose	<b>Payable Date</b> 05/06/2026	<b>Due Date</b> 05/06/2026	<b>Discount Amount</b> 0.00	<b>Payable Amount</b> 54.99	
<b>Payable Number</b> <a href="#">084244</a>	<b>Description</b> Fertilizer & wasp spray	<b>Payable Date</b> 05/07/2026	<b>Due Date</b> 05/07/2026	<b>Discount Amount</b> 0.00	<b>Payable Amount</b> 30.58	

APPKT0546

Payment Register

Check	Payable Number	Description	Payable Date	Due Date	Discount Amount	Payable Amount
	<a href="#">221018</a>					22.99
	<a href="#">083943</a>	Hangar Door Latch	04/24/2026	04/24/2026	0.00	16.18
	<a href="#">084122</a>	Dumpster Strap	05/01/2026	05/01/2026	0.00	6.81

Check	Payable Number	Description	Payable Date	Due Date	Discount Amount	Payable Amount
	<a href="#">221019</a>					461.65
	<a href="#">084082</a>	Glass Cleaner	04/30/2026	04/30/2026	0.00	7.18
	<a href="#">084083</a>	Glass Cleaner/Velcro strips	04/30/2026	04/30/2026	0.00	26.41
	<a href="#">084084</a>	Paint Markers & Fasteners For Shop Use	04/30/2026	04/30/2026	0.00	64.03
	<a href="#">084090</a>	Bolt Eye	04/30/2026	04/30/2026	0.00	46.39
	<a href="#">084170</a>	Paint Pen	05/04/2026	05/04/2026	0.00	8.99
	<a href="#">084184</a>	Drywall Primer/Paint/Painters Tape	05/04/2026	05/04/2026	0.00	64.87
	<a href="#">084204</a>	2x4 Stud/Plywood	05/05/2026	05/05/2026	0.00	57.58
	<a href="#">084205</a>	Deck Screws 8x2"	05/05/2026	05/05/2026	0.00	8.09
	<a href="#">084208</a>	clamp	05/05/2026	05/05/2026	0.00	16.14
	<a href="#">084216</a>	PVC Coupling/Bushing/Elbow	05/05/2026	05/05/2026	0.00	37.37
	<a href="#">084223</a>	Nails For Road Layout	05/06/2026	05/06/2026	0.00	26.09
	<a href="#">084245</a>	misc. supplies	05/07/2026	05/07/2026	0.00	79.12
	<a href="#">084246</a>	clamp	05/07/2026	05/07/2026	0.00	19.39

Vendor Number	Vendor Name	Total Vendor Amount
<a href="#">00508</a>	ROCHELLE COMMUNITY HOSPITAL	598.00

Payment Type	Payment Number	Payment Date	Payment Amount
Check	<a href="#">221020</a>	05/11/2026	598.00

Payable Number	Description	Payable Date	Due Date	Discount Amount	Payable Amount
<a href="#">00011256-00</a>	PRE EMPLOYMENT PHYSICALS	04/30/2026	04/30/2026	0.00	598.00

Vendor Number	Vendor Name	Total Vendor Amount
<a href="#">INC1418</a>	RUNNINGS SUPPLY INC	1,467.82

Payment Type	Payment Number	Payment Date	Payment Amount
Check	<a href="#">221021</a>	05/11/2026	1,467.82

Payable Number	Description	Payable Date	Due Date	Discount Amount	Payable Amount
<a href="#">1277583</a>	Grade 2 Bulk Bolts	04/09/2026	04/09/2026	0.00	6.91
<a href="#">1284668</a>	Dehumidifier	04/28/2026	04/28/2026	0.00	969.95
<a href="#">1284769</a>	HARDWARE FRO #9 AND #10 ENGINES	04/28/2026	04/28/2026	0.00	11.23
<a href="#">1284975</a>	Microwave Oven/12" paint Guide	04/29/2026	04/29/2026	0.00	130.97
<a href="#">1285290</a>	14" Chain/Car Air freshner/Microfiber Towel	04/30/2026	04/30/2026	0.00	59.56
<a href="#">1285341</a>	HARDWARE FOR #9 AND #10 ENGINE COVERS	04/30/2026	04/30/2026	0.00	57.89
<a href="#">1285363</a>	Hillman Bulk Bin, Eye Bolts	04/30/2026	04/30/2026	0.00	74.42
<a href="#">1285618</a>	T-Post, Post Driver Steel Post	05/01/2026	05/01/2026	0.00	96.84
<a href="#">1286922</a>	MAGNETS FOR DEFLECTIONS ON #9 AND #10 CRANKSHA	05/04/2026	05/04/2026	0.00	60.05

Vendor Number	Vendor Name	Total Vendor Amount
<a href="#">07156</a>	SAUK VALLEY MEDIA	1,233.86

Payment Type	Payment Number	Payment Date	Payment Amount
Check	<a href="#">221022</a>	05/11/2026	1,233.86

Payable Number	Description	Payable Date	Due Date	Discount Amount	Payable Amount
<a href="#">042610219617</a>	Golf Guide, Baseball/Softball Sponsors, Amer Hero	04/30/2026	04/30/2026	0.00	933.00
<a href="#">042610225659</a>	Hubs SuperFan Package	04/30/2026	04/30/2026	0.00	135.00
<a href="#">042610225708</a>	Ambulance bids public notice	04/30/2026	04/30/2026	0.00	165.86

Vendor Number	Vendor Name	Total Vendor Amount
<a href="#">07322</a>	SERVICE CONCEPTS, INC.	5,379.18

Payment Type	Payment Number	Payment Date	Payment Amount
Check	<a href="#">221023</a>	05/11/2026	5,379.18

Payable Number	Description	Payable Date	Due Date	Discount Amount	Payable Amount
<a href="#">35979</a>	Crac Unit Repairs at Tech Center	05/05/2026	05/05/2026	0.00	2,644.18
<a href="#">35980</a>	Quarterly HVAC Maintenance	05/05/2026	05/05/2026	0.00	2,735.00

**Payment Register**

<b>Vendor Number</b> <a href="#">INC1623</a>	<b>Vendor Name</b> SHYNOX DECOR & MORE LLC						<b>Total Vendor Amount</b> 1,520.00
<b>Payment Type</b> Check	<b>Payment Number</b> <a href="#">221024</a>		<b>Payment Date</b> 05/11/2026	<b>Payment Amount</b> 1,520.00			
<b>Payable Number</b> <a href="#">000009</a>	<b>Description</b> Bouce Houses - Railroad Days	<b>Payable Date</b> 05/05/2026	<b>Due Date</b> 05/05/2026	<b>Discount Amount</b> 0.00	<b>Payable Amount</b> 1,520.00		
<b>Vendor Number</b> <a href="#">03711</a>	<b>Vendor Name</b> SMITH & LOVELESS, INC						<b>Total Vendor Amount</b> 2,421.93
<b>Payment Type</b> Check	<b>Payment Number</b> <a href="#">221025</a>		<b>Payment Date</b> 05/11/2026	<b>Payment Amount</b> 2,421.93			
<b>Payable Number</b> <a href="#">204381</a>	<b>Description</b> Dome and solenoid valve assy	<b>Payable Date</b> 04/27/2026	<b>Due Date</b> 04/27/2026	<b>Discount Amount</b> 0.00	<b>Payable Amount</b> 2,421.93		
<b>Vendor Number</b> <a href="#">INC1929</a>	<b>Vendor Name</b> SORGEA, ASHTIN						<b>Total Vendor Amount</b> 259.20
<b>Payment Type</b> Check	<b>Payment Number</b> <a href="#">221026</a>		<b>Payment Date</b> 05/11/2026	<b>Payment Amount</b> 259.20			
<b>Payable Number</b> <a href="#">050426</a>	<b>Description</b> Officer Uniforms	<b>Payable Date</b> 05/04/2026	<b>Due Date</b> 05/04/2026	<b>Discount Amount</b> 0.00	<b>Payable Amount</b> 259.20		
<b>Vendor Number</b> <a href="#">INC1967</a>	<b>Vendor Name</b> SPARTAN TURF PRODUCTS, LLC						<b>Total Vendor Amount</b> 132.88
<b>Payment Type</b> Check	<b>Payment Number</b> <a href="#">221027</a>		<b>Payment Date</b> 05/11/2026	<b>Payment Amount</b> 132.88			
<b>Payable Number</b> <a href="#">6093700-00</a>	<b>Description</b> traction cable	<b>Payable Date</b> 05/01/2026	<b>Due Date</b> 05/01/2026	<b>Discount Amount</b> 0.00	<b>Payable Amount</b> 132.88		
<b>Vendor Number</b> <a href="#">03340</a>	<b>Vendor Name</b> STRYKER SALES CORPORATION						<b>Total Vendor Amount</b> 199.06
<b>Payment Type</b> Check	<b>Payment Number</b> <a href="#">221028</a>		<b>Payment Date</b> 05/11/2026	<b>Payment Amount</b> 199.06			
<b>Payable Number</b> <a href="#">9212077144</a>	<b>Description</b> replacement cot belts	<b>Payable Date</b> 04/17/2026	<b>Due Date</b> 04/17/2026	<b>Discount Amount</b> 0.00	<b>Payable Amount</b> 199.06		
<b>Vendor Number</b> <a href="#">INC1756</a>	<b>Vendor Name</b> SUNSET LAW ENFORCEMENT, LLC						<b>Total Vendor Amount</b> 3,262.20
<b>Payment Type</b> Check	<b>Payment Number</b> <a href="#">221029</a>		<b>Payment Date</b> 05/11/2026	<b>Payment Amount</b> 3,262.20			
<b>Payable Number</b> <a href="#">0013290-IN</a>	<b>Description</b> Ammunition	<b>Payable Date</b> 04/29/2026	<b>Due Date</b> 04/29/2026	<b>Discount Amount</b> 0.00	<b>Payable Amount</b> 294.00		
<a href="#">0013308-IN</a>	Ammunition	05/04/2026	05/04/2026	0.00	2,968.20		
<b>Vendor Number</b> <a href="#">08023</a>	<b>Vendor Name</b> SYNDEO NETWORKS, INC.						<b>Total Vendor Amount</b> 13,202.53
<b>Payment Type</b> Check	<b>Payment Number</b> <a href="#">221030</a>		<b>Payment Date</b> 05/11/2026	<b>Payment Amount</b> 13,202.53			
<b>Payable Number</b> <a href="#">SN003261-CR</a>	<b>Description</b> Admin Phone Lines	<b>Payable Date</b> 12/19/2025	<b>Due Date</b> 12/19/2025	<b>Discount Amount</b> 0.00	<b>Payable Amount</b> -519.93		
<a href="#">SN026464</a>	Admin Phone Lines	04/01/2026	04/01/2026	0.00	162.48		
<a href="#">SN026648</a>	Internet Bandwith & Voip Trunks	05/01/2026	05/01/2026	0.00	12,875.94		
<a href="#">SN026649</a>	Admin Phone Lines	05/01/2026	05/01/2026	0.00	684.04		
<b>Vendor Number</b> <a href="#">03263</a>	<b>Vendor Name</b> TALLMAN EQUIPMENT COMPANY, INC.						<b>Total Vendor Amount</b> 2,980.99
<b>Payment Type</b> Check	<b>Payment Number</b> <a href="#">221031</a>		<b>Payment Date</b> 05/11/2026	<b>Payment Amount</b> 2,980.99			
<b>Payable Number</b> <a href="#">3473639</a>	<b>Description</b> Milwaukee 6 Ton Crimper	<b>Payable Date</b> 05/04/2026	<b>Due Date</b> 05/04/2026	<b>Discount Amount</b> 0.00	<b>Payable Amount</b> 2,980.99		

**Payment Register**

<b>Vendor Number</b> <a href="#">INC1934</a>	<b>Vendor Name</b> TERRY TOOL & MACHINING CORP					<b>Total Vendor Amount</b> 350.00
<b>Payment Type</b> Check	<b>Payment Number</b> <a href="#">221032</a>		<b>Payment Date</b> 05/11/2026	<b>Payment Amount</b> 350.00		
<b>Payable Number</b> <a href="#">12374-0</a>	<b>Description</b> WELD CYLINDER HEAD #3 ENGINE	<b>Payable Date</b> 05/05/2026	<b>Due Date</b> 05/05/2026	<b>Discount Amount</b> 0.00	<b>Payable Amount</b> 350.00	
<b>Vendor Number</b> <a href="#">07262</a>	<b>Vendor Name</b> TOTAL WATER TREATMENT SYSTEMS					<b>Total Vendor Amount</b> 32.00
<b>Payment Type</b> Check	<b>Payment Number</b> <a href="#">221033</a>		<b>Payment Date</b> 05/11/2026	<b>Payment Amount</b> 32.00		
<b>Payable Number</b> <a href="#">0479830</a>	<b>Description</b> Di Service	<b>Payable Date</b> 04/30/2026	<b>Due Date</b> 04/30/2026	<b>Discount Amount</b> 0.00	<b>Payable Amount</b> 32.00	
<b>Vendor Number</b> <a href="#">INC1832</a>	<b>Vendor Name</b> TREVIPAY-WALMART					<b>Total Vendor Amount</b> 169.81
<b>Payment Type</b> Check	<b>Payment Number</b> <a href="#">221034</a>		<b>Payment Date</b> 05/11/2026	<b>Payment Amount</b> 169.81		
<b>Payable Number</b> <a href="#">95BE4123</a>	<b>Description</b> Weekly station supplies	<b>Payable Date</b> 04/30/2026	<b>Due Date</b> 04/30/2026	<b>Discount Amount</b> 0.00	<b>Payable Amount</b> 169.81	
<b>Vendor Number</b> <a href="#">08658</a>	<b>Vendor Name</b> TRUGREEN PROCESSING CENTER					<b>Total Vendor Amount</b> 2,361.98
<b>Payment Type</b> Check	<b>Payment Number</b> <a href="#">221035</a>		<b>Payment Date</b> 05/11/2026	<b>Payment Amount</b> 2,361.98		
<b>Payable Number</b> <a href="#">223292782</a>	<b>Description</b> Cemetery Grass Treatment	<b>Payable Date</b> 04/22/2026	<b>Due Date</b> 04/22/2026	<b>Discount Amount</b> 0.00	<b>Payable Amount</b> 2,318.97	
<b>Payable Number</b> <a href="#">223789604</a>	<b>Description</b> UB TrueGreen Lawn Maint at 333	<b>Payable Date</b> 04/30/2026	<b>Due Date</b> 04/30/2026	<b>Discount Amount</b> 0.00	<b>Payable Amount</b> 43.01	
<b>Vendor Number</b> <a href="#">07180</a>	<b>Vendor Name</b> ULINE					<b>Total Vendor Amount</b> 483.09
<b>Payment Type</b> Check	<b>Payment Number</b> <a href="#">221036</a>		<b>Payment Date</b> 05/11/2026	<b>Payment Amount</b> 483.09		
<b>Payable Number</b> <a href="#">2007585769</a>	<b>Description</b> Vinyl Basket Truck 18 Bushel	<b>Payable Date</b> 05/04/2026	<b>Due Date</b> 05/04/2026	<b>Discount Amount</b> 0.00	<b>Payable Amount</b> 483.09	
<b>Vendor Number</b> <a href="#">09891</a>	<b>Vendor Name</b> UMB BANK NA					<b>Total Vendor Amount</b> 352,050.00
<b>Payment Type</b> Check	<b>Payment Number</b> <a href="#">221037</a>		<b>Payment Date</b> 05/11/2026	<b>Payment Amount</b> 352,050.00		
<b>Payable Number</b> <a href="#">ROCA-050526</a>	<b>Description</b> Tech Center Principal and Interest	<b>Payable Date</b> 05/05/2026	<b>Due Date</b> 05/05/2026	<b>Discount Amount</b> 0.00	<b>Payable Amount</b> 352,050.00	
<b>Vendor Number</b> <a href="#">03986</a>	<b>Vendor Name</b> UNIVERSAL UTILITY SUPPLY CO					<b>Total Vendor Amount</b> 2,685.40
<b>Payment Type</b> Check	<b>Payment Number</b> <a href="#">221038</a>		<b>Payment Date</b> 05/11/2026	<b>Payment Amount</b> 2,685.40		
<b>Payable Number</b> <a href="#">3047092</a>	<b>Description</b> 600 AMP tbody Kit/Copper Stud	<b>Payable Date</b> 05/05/2026	<b>Due Date</b> 05/05/2026	<b>Discount Amount</b> 0.00	<b>Payable Amount</b> 2,685.40	
<b>Vendor Number</b> <a href="#">00849</a>	<b>Vendor Name</b> UNIVERSITY OF ILLINOIS					<b>Total Vendor Amount</b> 2,900.00
<b>Payment Type</b> Check	<b>Payment Number</b> <a href="#">221039</a>		<b>Payment Date</b> 05/11/2026	<b>Payment Amount</b> 2,900.00		
<b>Payable Number</b> <a href="#">UFIWD771</a>	<b>Description</b> Plaza & Simmons smoke divers	<b>Payable Date</b> 04/28/2026	<b>Due Date</b> 04/28/2026	<b>Discount Amount</b> 0.00	<b>Payable Amount</b> 2,900.00	

**Payment Register**

<b>Vendor Number</b> <u>00991</u>	<b>Vendor Name</b> USA BLUEBOOK					<b>Total Vendor Amount</b> 2,142.05
<b>Payment Type</b> Check	<b>Payment Number</b> <u>221040</u>		<b>Payment Date</b> 05/11/2026	<b>Payment Amount</b> 2,142.05		
<b>Payable Number</b> <u>INV01035167</u>	<b>Description</b> Heavy Duty beaker, Pipet, Chemkey, Flask	<b>Payable Date</b> 04/30/2026	<b>Due Date</b> 04/30/2026	<b>Discount Amount</b> 0.00	<b>Payable Amount</b> 718.25	
<u>INV01035302</u>	Repair kit - PVDF/FKM/CER	04/30/2026	04/30/2026	0.00	841.60	
<u>INV01036192</u>	TriView Flex - Water Valve	05/01/2026	05/01/2026	0.00	582.20	
<b>Vendor Number</b> <u>03510</u>	<b>Vendor Name</b> UTILITY DYNAMICS CORPORATION					<b>Total Vendor Amount</b> 10,975.00
<b>Payment Type</b> Check	<b>Payment Number</b> <u>221041</u>		<b>Payment Date</b> 05/11/2026	<b>Payment Amount</b> 10,975.00		
<b>Payable Number</b> <u>0501-3507</u>	<b>Description</b> Set 4 Poles at Softball Field	<b>Payable Date</b> 05/01/2026	<b>Due Date</b> 05/01/2026	<b>Discount Amount</b> 0.00	<b>Payable Amount</b> 4,740.00	
<u>0502-3520</u>	Install handhole and 1" Poly at Train Museum	05/02/2026	05/02/2026	0.00	3,280.00	
<u>0504-3521</u>	2" Bore at 1015 S Caron- Gate Opener	05/04/2026	05/04/2026	0.00	2,955.00	
<b>Vendor Number</b> <u>INC1757</u>	<b>Vendor Name</b> VCNA PRAIRIE LLC					<b>Total Vendor Amount</b> 823.75
<b>Payment Type</b> Check	<b>Payment Number</b> <u>221042</u>		<b>Payment Date</b> 05/11/2026	<b>Payment Amount</b> 823.75		
<b>Payable Number</b> <u>892455111</u>	<b>Description</b> Site Repair - N. 14th	<b>Payable Date</b> 05/01/2026	<b>Due Date</b> 05/01/2026	<b>Discount Amount</b> 0.00	<b>Payable Amount</b> 823.75	
<b>Vendor Number</b> <u>08103</u>	<b>Vendor Name</b> VILLAGE OF ROMEOVILLE FIRE ACADEMY					<b>Total Vendor Amount</b> 1,300.00
<b>Payment Type</b> Check	<b>Payment Number</b> <u>221043</u>		<b>Payment Date</b> 05/11/2026	<b>Payment Amount</b> 1,300.00		
<b>Payable Number</b> <u>2026-240</u>	<b>Description</b> COFO phase 2- VanVickle	<b>Payable Date</b> 04/09/2026	<b>Due Date</b> 04/09/2026	<b>Discount Amount</b> 0.00	<b>Payable Amount</b> 1,300.00	
<b>Vendor Number</b> <u>INC1607</u>	<b>Vendor Name</b> WARNING LITES OF SOUTHERN ILLINOIS					<b>Total Vendor Amount</b> 1,008.70
<b>Payment Type</b> Check	<b>Payment Number</b> <u>221044</u>		<b>Payment Date</b> 05/11/2026	<b>Payment Amount</b> 1,008.70		
<b>Payable Number</b> <u>42434</u>	<b>Description</b> Post Mounting Anchors, Delineator Bases & Hardware	<b>Payable Date</b> 04/30/2026	<b>Due Date</b> 04/30/2026	<b>Discount Amount</b> 0.00	<b>Payable Amount</b> 1,008.70	
<b>Vendor Number</b> <u>00663</u>	<b>Vendor Name</b> WESCO RECEIVABLES CORP					<b>Total Vendor Amount</b> 953.94
<b>Payment Type</b> Check	<b>Payment Number</b> <u>221045</u>		<b>Payment Date</b> 05/11/2026	<b>Payment Amount</b> 953.94		
<b>Payable Number</b> <u>640224</u>	<b>Description</b> HiLine Gloves/Sleeves	<b>Payable Date</b> 04/30/2026	<b>Due Date</b> 04/30/2026	<b>Discount Amount</b> 0.00	<b>Payable Amount</b> 953.94	
<b>Vendor Number</b> <u>02259</u>	<b>Vendor Name</b> WEST SIDE TRACTOR SALES CO					<b>Total Vendor Amount</b> 584.98
<b>Payment Type</b> Check	<b>Payment Number</b> <u>221046</u>		<b>Payment Date</b> 05/11/2026	<b>Payment Amount</b> 584.98		
<b>Payable Number</b> <u>242030</u>	<b>Description</b> Unit R278 Hydraulic Block & Fittings	<b>Payable Date</b> 04/30/2026	<b>Due Date</b> 04/30/2026	<b>Discount Amount</b> 0.00	<b>Payable Amount</b> 584.98	
<b>Vendor Number</b> <u>02437</u>	<b>Vendor Name</b> WHEELER WORLD, INC.					<b>Total Vendor Amount</b> 10,850.00
<b>Payment Type</b> Check	<b>Payment Number</b> <u>221047</u>		<b>Payment Date</b> 05/11/2026	<b>Payment Amount</b> 10,850.00		
<b>Payable Number</b> <u>13724</u>	<b>Description</b> LUBE OIL HEATER FOR #9 ENGINE	<b>Payable Date</b> 04/23/2026	<b>Due Date</b> 04/23/2026	<b>Discount Amount</b> 0.00	<b>Payable Amount</b> 10,850.00	

Payment Register

Vendor Number 01647 Vendor Name WRHL

Total Vendor Amount 1,966.00

Payment Type Check Payment Number 221048

Payment Date 05/11/2026 Payment Amount 1,966.00

Payable Number	Description	Payable Date	Due Date	Discount Amount	Payable Amount
<a href="#">1996-00155-0000</a>	Advertising - CAN Food Truck Festival	04/17/2026	04/17/2026	0.00	295.00
<a href="#">1996-00156-0000</a>	Easter Egg Hunt Sponsorship	04/04/2026	04/04/2026	0.00	750.00
<a href="#">653-00074-0000</a>	radio ad	04/30/2026	04/30/2026	0.00	416.00
<a href="#">653-00075-0000</a>	radio ad	04/30/2026	04/30/2026	0.00	10.00
<a href="#">653-00076-0000</a>	radio ad	04/04/2026	04/04/2026	0.00	495.00

Payment Register

**Payment Summary**

Bank Code	Type	Payable Count	Payment Count	Discount	Payment
Allocated Cash	Manual Bank Draft	1	1	0.00	19,869.31
Allocated Cash	Check	198	105	0.00	843,664.03
<b>Packet Totals:</b>		<b>199</b>	<b>106</b>	<b>0.00</b>	<b>863,533.34</b>

### Cash Fund Summary

Fund	Name	Amount
91	Cash Allocation	-863,533.34
<b>Packet Totals:</b>		<b>-863,533.34</b>



Rochelle, IL

# Payment Register

APPKT05490 - Check Run 05/18/26

Bank: Allocated Cash - Allocated Cash

<b>Vendor Number</b>	<b>Vendor Name</b>	<b>Total Vendor Amount</b>
	**Void**	0.00
<b>Payment Type</b>	<b>Payment Number</b>	<b>Payment Date</b> <b>Payment Amount</b>
**Void Check	<a href="#">221057</a>	05/18/2026   0.00

<b>Vendor Number</b>	<b>Vendor Name</b>	<b>Total Vendor Amount</b>
<a href="#">INC1889</a>	926 CRAFTED APPAREL	112.00
<b>Payment Type</b>	<b>Payment Number</b>	<b>Payment Date</b> <b>Payment Amount</b>
Check	<a href="#">221055</a>	05/18/2026   112.00

<b>Payable Number</b>	<b>Description</b>	<b>Payable Date</b>	<b>Due Date</b>	<b>Discount Amount</b>	<b>Payable Amount</b>
<a href="#">001842</a>	Dispatch Uniform	05/08/2026	05/08/2026	0.00	112.00

<b>Vendor Number</b>	<b>Vendor Name</b>	<b>Total Vendor Amount</b>
<a href="#">10663</a>	AMAZON CAPITAL SERVICES	4,216.29
<b>Payment Type</b>	<b>Payment Number</b>	<b>Payment Date</b> <b>Payment Amount</b>
Check	<a href="#">221056</a>	05/18/2026   4,216.29

<b>Payable Number</b>	<b>Description</b>	<b>Payable Date</b>	<b>Due Date</b>	<b>Discount Amount</b>	<b>Payable Amount</b>
<a href="#">11LW-FPRJ-7HKW</a>	Hex Bits For Sign Work	05/10/2026	05/10/2026	0.00	9.79
<a href="#">11P9-367D-HR4V</a>	Amazon - Scanner/Envelopes/Keurig Cups/Paid Stamp	04/27/2026	04/27/2026	0.00	455.91
<a href="#">11Q3-3QWN-GJ6V</a>	Ambulance CO monitors	05/07/2026	05/07/2026	0.00	383.61
<a href="#">13JT-G4HF-3JF3</a>	NEW BORESCOPE	05/11/2026	05/11/2026	0.00	629.99
<a href="#">13KJ-WKRW-6G4Y</a>	Evidence Supplies	05/12/2026	05/12/2026	0.00	175.30
<a href="#">13WN-PXNF-VF97</a>	Supplies for temporary signage downtown parking	05/11/2026	05/11/2026	0.00	157.99
<a href="#">147N-CYC9-J6XW</a>	credit for printer returned	05/11/2026	05/11/2026	0.00	-203.00
<a href="#">1637-7JTJ-JKL9</a>	iPhone Strap	05/11/2026	05/11/2026	0.00	6.49
<a href="#">1C7J-TY3C-9PDG</a>	Underdesk Walking Pad	05/07/2026	05/07/2026	0.00	109.99
<a href="#">1GWP-3JD6-DK4P</a>	HAND SOAP	05/13/2026	05/13/2026	0.00	15.78
<a href="#">1HYP-4HJ1-QWJ9</a>	Fire Extinguisher Covers	05/11/2026	05/11/2026	0.00	8.09
<a href="#">1LJ4-JWPR-3RLM</a>	Office Supplies	05/07/2026	05/07/2026	0.00	25.99
<a href="#">1LPV-LNLG-TNV3</a>	Kubota Keys	05/08/2026	05/08/2026	0.00	22.77
<a href="#">1NH6-6R3T-73XD</a>	StarTech drive eraser/copier, and NVME to U2 Adapt	05/06/2026	05/06/2026	0.00	1,049.98
<a href="#">1NY1-7K6M-GT43</a>	Battery Pack, Storage Bins	05/11/2026	05/11/2026	0.00	222.99
<a href="#">1P3J-HTRW-7646</a>	COFFEE & DISPOSABLE COFFEE CUPS WITH LIDS	05/07/2026	05/07/2026	0.00	93.77
<a href="#">1PG1-PMT3-4GM9</a>	Hazmat Gloves	05/11/2026	05/11/2026	0.00	176.80
<a href="#">1Q9D-9LMX-VKVM</a>	Amazon Credit	05/01/2026	05/01/2026	0.00	-9.43
<a href="#">1QQV-LD4D-4HC3</a>	Amazon Credit	05/13/2026	05/13/2026	0.00	-15.99
<a href="#">1R3F-TC39-6KNN</a>	Halo Headlamps for Hardhats	05/07/2026	05/07/2026	0.00	747.20
<a href="#">1R3F-TC39-X6WW</a>	Mop bucket wheel	05/08/2026	05/08/2026	0.00	9.90
<a href="#">1R43-Q99Y-CHVG</a>	cart cleaning supplies	05/07/2026	05/07/2026	0.00	86.96
<a href="#">1T36-6RNH-PDLK</a>	Refund	05/09/2026	05/09/2026	0.00	-69.59
<a href="#">1V4Q-CCY3-7TN6</a>	Sharpie Markers, Key Hooks, Coffee	05/13/2026	05/13/2026	0.00	76.33
<a href="#">1YYC-7RNP-VMDX</a>	Pet & Camera Signs For Lincoln Hwy R.O.W.	05/06/2026	05/06/2026	0.00	48.67

<b>Vendor Number</b>	<b>Vendor Name</b>	<b>Total Vendor Amount</b>
<a href="#">INC1042</a>	AMERICAN LEAK DETECTION	900.00
<b>Payment Type</b>	<b>Payment Number</b>	<b>Payment Date</b> <b>Payment Amount</b>
Check	<a href="#">221058</a>	05/18/2026   900.00

<b>Payable Number</b>	<b>Description</b>	<b>Payable Date</b>	<b>Due Date</b>	<b>Discount Amount</b>	<b>Payable Amount</b>
<a href="#">12212-1</a>	Water Leak on 10th St	02/26/2026	02/26/2026	0.00	900.00

**Payment Register**

<b>Vendor Number</b> <a href="#">00040</a>	<b>Vendor Name</b> ANDERSON PLUMBING & HTG, INC					<b>Total Vendor Amount</b> 5,350.00
<b>Payment Type</b> Check	<b>Payment Number</b> <a href="#">221059</a>		<b>Payment Date</b> 05/18/2026	<b>Payment Amount</b> 5,350.00		
<b>Payable Number</b> <a href="#">123663</a>	<b>Description</b> AC AND HEATER FOR BREAKROOM	<b>Payable Date</b> 05/11/2026	<b>Due Date</b> 05/11/2026	<b>Discount Amount</b> 0.00	<b>Payable Amount</b> 5,350.00	
<b>Vendor Number</b> <a href="#">01850</a>	<b>Vendor Name</b> ANIXTER, INC					<b>Total Vendor Amount</b> 1,112.60
<b>Payment Type</b> Check	<b>Payment Number</b> <a href="#">221060</a>		<b>Payment Date</b> 05/18/2026	<b>Payment Amount</b> 1,112.60		
<b>Payable Number</b> <a href="#">6770869-00</a> <a href="#">6778372-00</a>	<b>Description</b> 250 MCM Lug Min Inv # 1020/1169/1175 - Maj # 1436	<b>Payable Date</b> 05/08/2026 05/12/2026	<b>Due Date</b> 05/08/2026 05/12/2026	<b>Discount Amount</b> 0.00 0.00	<b>Payable Amount</b> 103.16 1,009.44	
<b>Vendor Number</b> <a href="#">INC1961</a>	<b>Vendor Name</b> APEX MATERIAL HANDLING CORPORATION					<b>Total Vendor Amount</b> 3,940.64
<b>Payment Type</b> Check	<b>Payment Number</b> <a href="#">221061</a>		<b>Payment Date</b> 05/18/2026	<b>Payment Amount</b> 3,940.64		
<b>Payable Number</b> <a href="#">PSV212171</a>	<b>Description</b> Clark Forklift Brake Repair	<b>Payable Date</b> 05/11/2026	<b>Due Date</b> 05/11/2026	<b>Discount Amount</b> 0.00	<b>Payable Amount</b> 3,940.64	
<b>Vendor Number</b> <a href="#">INC1219</a>	<b>Vendor Name</b> ARTLIP AND SONS, INC.					<b>Total Vendor Amount</b> 3,014.26
<b>Payment Type</b> Check	<b>Payment Number</b> <a href="#">221062</a>		<b>Payment Date</b> 05/18/2026	<b>Payment Amount</b> 3,014.26		
<b>Payable Number</b> <a href="#">217533</a> <a href="#">218532</a>	<b>Description</b> HVAC City Hall damper actuator R&R reception HVAC AC repair City Hall AHU-2	<b>Payable Date</b> 03/23/2026 05/06/2026	<b>Due Date</b> 03/23/2026 05/06/2026	<b>Discount Amount</b> 0.00 0.00	<b>Payable Amount</b> 581.74 2,432.52	
<b>Vendor Number</b> <a href="#">00124</a>	<b>Vendor Name</b> AUTO ZONE					<b>Total Vendor Amount</b> 29.34
<b>Payment Type</b> Check	<b>Payment Number</b> <a href="#">221063</a>		<b>Payment Date</b> 05/18/2026	<b>Payment Amount</b> 29.34		
<b>Payable Number</b> <a href="#">02660178467</a>	<b>Description</b> Squad Wipers	<b>Payable Date</b> 05/06/2026	<b>Due Date</b> 05/06/2026	<b>Discount Amount</b> 0.00	<b>Payable Amount</b> 29.34	
<b>Vendor Number</b> <a href="#">08387</a>	<b>Vendor Name</b> BANESKI, ELVIS					<b>Total Vendor Amount</b> 45.75
<b>Payment Type</b> Check	<b>Payment Number</b> <a href="#">221064</a>		<b>Payment Date</b> 05/18/2026	<b>Payment Amount</b> 45.75		
<b>Payable Number</b> <a href="#">050826</a>	<b>Description</b> Truck Weight Reimbursement	<b>Payable Date</b> 05/08/2026	<b>Due Date</b> 05/08/2026	<b>Discount Amount</b> 0.00	<b>Payable Amount</b> 45.75	
<b>Vendor Number</b> <a href="#">07142</a>	<b>Vendor Name</b> BEARROWS, JOHN					<b>Total Vendor Amount</b> 161.67
<b>Payment Type</b> Check	<b>Payment Number</b> <a href="#">221065</a>		<b>Payment Date</b> 05/18/2026	<b>Payment Amount</b> 161.67		
<b>Payable Number</b> <a href="#">051326</a> <a href="#">051426</a>	<b>Description</b> 2-WHEEL CART FOR PA SYSTEM Mileage for R1 Planning, NorthCOG & NIMA meetings	<b>Payable Date</b> 05/13/2026 05/14/2026	<b>Due Date</b> 05/13/2026 05/14/2026	<b>Discount Amount</b> 0.00 0.00	<b>Payable Amount</b> 51.47 110.20	
<b>Vendor Number</b> <a href="#">06906</a>	<b>Vendor Name</b> BHMGE ENGINEERS					<b>Total Vendor Amount</b> 10,026.29
<b>Payment Type</b> Check	<b>Payment Number</b> <a href="#">221066</a>		<b>Payment Date</b> 05/18/2026	<b>Payment Amount</b> 10,026.29		
<b>Payable Number</b> <a href="#">INV12704</a> <a href="#">INV12737</a> <a href="#">INV12741</a> <a href="#">INV12751</a>	<b>Description</b> Environmental Retainer Centerpoint Sub Construction Mgmt Downtown UG Conversion Ritchie to Centerpoint Construction	<b>Payable Date</b> 04/30/2026 04/30/2026 04/30/2026 04/30/2026	<b>Due Date</b> 04/30/2026 04/30/2026 04/30/2026 04/30/2026	<b>Discount Amount</b> 0.00 0.00 0.00 0.00	<b>Payable Amount</b> 4,800.00 2,399.98 295.70 591.39	

**Payment Register**

APPKT0549 0.00 1,939.22

[INV12771](#) Electric General Services 04/30/2026 04/30/2026

**Vendor Number** **Vendor Name** **Total Vendor Amount**  
[07293](#) BOARDMAN & CLARK LAW FIRM 850.00

**Payment Type** **Payment Number** **Payment Date** **Payment Amount**  
 Check [221067](#) 05/18/2026 850.00

**Payable Number** **Description** **Payable Date** **Due Date** **Discount Amount** **Payable Amount**  
[317331](#) Transmission and Interconnection Issues 05/08/2026 05/08/2026 0.00 850.00

**Vendor Number** **Vendor Name** **Total Vendor Amount**  
[06051](#) BOUND TREE MEDICAL 144.03

**Payment Type** **Payment Number** **Payment Date** **Payment Amount**  
 Check [221068](#) 05/18/2026 144.03

**Payable Number** **Description** **Payable Date** **Due Date** **Discount Amount** **Payable Amount**  
[86204076](#) Ambulance supplies 05/12/2026 05/12/2026 0.00 144.03

**Vendor Number** **Vendor Name** **Total Vendor Amount**  
[INC1056](#) CALLAWAY 419.40

**Payment Type** **Payment Number** **Payment Date** **Payment Amount**  
 Check [221069](#) 05/18/2026 419.40

**Payable Number** **Description** **Payable Date** **Due Date** **Discount Amount** **Payable Amount**  
[942551481](#) golf balls 05/07/2026 05/07/2026 0.00 419.40

**Vendor Number** **Vendor Name** **Total Vendor Amount**  
[09112](#) CINTAS 579.58

**Payment Type** **Payment Number** **Payment Date** **Payment Amount**  
 Check [221070](#) 05/18/2026 579.58

**Payable Number** **Description** **Payable Date** **Due Date** **Discount Amount** **Payable Amount**  
[4268399675](#) Mats, Lab Coats, Towels 05/06/2026 05/06/2026 0.00 45.80  
[4268399716](#) Floor Mats/Shop Towels 05/06/2026 05/06/2026 0.00 184.53  
[4268399765](#) UB Bathroom and Mat Rentals for 333 05/06/2026 05/06/2026 0.00 81.97  
[4268614071](#) Tech Center Door/Floor Mats 05/08/2026 05/08/2026 0.00 36.66  
[4268898319](#) FLOOR MATS AND SHOP RAGS 05/12/2026 05/12/2026 0.00 230.62

**Vendor Number** **Vendor Name** **Total Vendor Amount**  
[INC1161](#) CIVICPLUS, LLC 4,800.00

**Payment Type** **Payment Number** **Payment Date** **Payment Amount**  
 Check [221071](#) 05/18/2026 4,800.00

**Payable Number** **Description** **Payable Date** **Due Date** **Discount Amount** **Payable Amount**  
[364412](#) Municode Codification Renewals 05/01/2026 05/01/2026 0.00 4,800.00

**Vendor Number** **Vendor Name** **Total Vendor Amount**  
[03707](#) CONSERV FS 4,919.95

**Payment Type** **Payment Number** **Payment Date** **Payment Amount**  
 Check [221072](#) 05/18/2026 4,919.95

**Payable Number** **Description** **Payable Date** **Due Date** **Discount Amount** **Payable Amount**  
[131006492](#) Fuel For PW Daily Operations 05/01/2026 05/01/2026 0.00 2,340.25  
[131006493](#) Fuel For PW Daily Operations 05/01/2026 05/01/2026 0.00 1,883.22  
[131006494](#) Fuel For PW Daily Operations 05/01/2026 05/01/2026 0.00 696.48

**Vendor Number** **Vendor Name** **Total Vendor Amount**  
[00143](#) CRESCENT ELECTRIC SUPPLY 1,710.72

**Payment Type** **Payment Number** **Payment Date** **Payment Amount**  
 Check [221073](#) 05/18/2026 1,710.72

**Payable Number** **Description** **Payable Date** **Due Date** **Discount Amount** **Payable Amount**  
[S514097114.001](#) 2-2-4 AL Wire 1000ft 05/12/2026 05/12/2026 0.00 1,710.72

**Payment Register**

<b>Vendor Number</b> <a href="#">09522</a>	<b>Vendor Name</b> CROSSROADS MOBILE MAINTENANCE					<b>Total Vendor Amount</b> 2,787.60
<b>Payment Type</b> Check	<b>Payment Number</b> <a href="#">221074</a>		<b>Payment Date</b> 05/18/2026	<b>Payment Amount</b> 2,787.60		
<b>Payable Number</b> <a href="#">20453985</a>	<b>Description</b> E4 Outrigger/AC Repairs	<b>Payable Date</b> 05/07/2026	<b>Due Date</b> 05/07/2026	<b>Discount Amount</b> 0.00	<b>Payable Amount</b> 2,787.60	
<b>Vendor Number</b> <a href="#">10826</a>	<b>Vendor Name</b> CULTIVATE GEOSPATIAL SOLUTIONS, LLC					<b>Total Vendor Amount</b> 10,416.00
<b>Payment Type</b> Check	<b>Payment Number</b> <a href="#">221075</a>		<b>Payment Date</b> 05/18/2026	<b>Payment Amount</b> 10,416.00		
<b>Payable Number</b> <a href="#">ROCHELLE_Y5_10</a>	<b>Description</b> Monthly GIS Charges	<b>Payable Date</b> 04/30/2026	<b>Due Date</b> 04/30/2026	<b>Discount Amount</b> 0.00	<b>Payable Amount</b> 10,416.00	
<b>Vendor Number</b> <a href="#">INC1466</a>	<b>Vendor Name</b> DAVE'S ELECTRIC SERVICE LLC					<b>Total Vendor Amount</b> 4,750.00
<b>Payment Type</b> Check	<b>Payment Number</b> <a href="#">221076</a>		<b>Payment Date</b> 05/18/2026	<b>Payment Amount</b> 4,750.00		
<b>Payable Number</b> <a href="#">0825929</a>	<b>Description</b> New Outlets/Re-wiring Kitchen and Common Area	<b>Payable Date</b> 03/16/2026	<b>Due Date</b> 03/16/2026	<b>Discount Amount</b> 0.00	<b>Payable Amount</b> 4,750.00	
<b>Vendor Number</b> <a href="#">INC1837</a>	<b>Vendor Name</b> DPI CONSTRUCTION, INC.					<b>Total Vendor Amount</b> 34,479.00
<b>Payment Type</b> Check	<b>Payment Number</b> <a href="#">221077</a>		<b>Payment Date</b> 05/18/2026	<b>Payment Amount</b> 34,479.00		
<b>Payable Number</b> <a href="#">POCKET PARK PAY APP-5 CO</a>	<b>Description</b> DOWNTOWN POCKET PARK	<b>Payable Date</b> 05/14/2026	<b>Due Date</b> 05/14/2026	<b>Discount Amount</b> 0.00	<b>Payable Amount</b> 34,479.00	
<b>Vendor Number</b> <a href="#">10428</a>	<b>Vendor Name</b> ENTERPRISE FM TRUST					<b>Total Vendor Amount</b> 45,394.16
<b>Payment Type</b> Check	<b>Payment Number</b> <a href="#">221078</a>		<b>Payment Date</b> 05/18/2026	<b>Payment Amount</b> 45,394.16		
<b>Payable Number</b> <a href="#">FBN528048</a>	<b>Description</b> Sale of old UC car overage	<b>Payable Date</b> 05/05/2026	<b>Due Date</b> 05/05/2026	<b>Discount Amount</b> 0.00	<b>Payable Amount</b> 55.00	
<a href="#">FBN5623936</a>	Squad Lease	05/05/2026	05/05/2026	0.00	18,616.16	
<a href="#">FBN5629425</a>	Engineering vehicles lease and maintenance fee	05/05/2026	05/05/2026	0.00	1,636.05	
<a href="#">FBN5632483</a>	Vehicle Leases	05/05/2026	05/05/2026	0.00	7,051.76	
<a href="#">FBN5632483-W</a>	Enterprise - Matt Boehle	05/05/2026	05/05/2026	0.00	427.93	
<a href="#">FBN5641300</a>	Water - Enterprise	05/05/2026	05/05/2026	0.00	2,404.26	
<a href="#">FBN5641341</a>	PWD EFM Vehicle Payments	05/05/2026	05/05/2026	0.00	6,449.02	
<a href="#">FBN5641377</a>	Cemetery Truck Payment	05/05/2026	05/05/2026	0.00	1,250.69	
<a href="#">FBN5641421</a>	Water Rec - Enterprise	05/05/2026	05/05/2026	0.00	5,106.59	
<a href="#">FBN5641435</a>	LEASE PAYMENT FOR D1 AND D3 TRUCKS	05/05/2026	05/05/2026	0.00	1,593.60	
<a href="#">FBN5641450</a>	CD 2022 F150 Rent and Maintenance	05/05/2026	05/05/2026	0.00	380.70	
<a href="#">FBN5641502</a>	Monthly Truck Lease Payment	05/05/2026	05/05/2026	0.00	422.40	
<b>Vendor Number</b> <a href="#">INC1320</a>	<b>Vendor Name</b> ENVIRONMENTAL RESOURCE ASSOCIATES					<b>Total Vendor Amount</b> 561.27
<b>Payment Type</b> Check	<b>Payment Number</b> <a href="#">221079</a>		<b>Payment Date</b> 05/18/2026	<b>Payment Amount</b> 561.27		
<b>Payable Number</b> <a href="#">146542</a>	<b>Description</b> Outside Lab Testing - Wastewater	<b>Payable Date</b> 05/01/2026	<b>Due Date</b> 05/01/2026	<b>Discount Amount</b> 0.00	<b>Payable Amount</b> 561.27	
<b>Vendor Number</b> <a href="#">10233</a>	<b>Vendor Name</b> EXLINE, INC.					<b>Total Vendor Amount</b> 23,630.42
<b>Payment Type</b> Check	<b>Payment Number</b> <a href="#">221080</a>		<b>Payment Date</b> 05/18/2026	<b>Payment Amount</b> 23,630.42		
<b>Payable Number</b> <a href="#">0173390</a>	<b>Description</b> NEW ROD BUSHINGS FOR #7 ENGINE	<b>Payable Date</b> 04/30/2026	<b>Due Date</b> 04/30/2026	<b>Discount Amount</b> 0.00	<b>Payable Amount</b> 11,957.42	
<a href="#">0173391</a>	NEW ROD BUSHINGS FOR #7 ENGINE	04/30/2026	04/30/2026	0.00	11,673.00	

**Payment Register**

<b>Vendor Number</b> <a href="#">INC1739</a>	<b>Vendor Name</b> FORD PRO						<b>Total Vendor Amount</b> 180.00
<b>Payment Type</b> Check	<b>Payment Number</b> <a href="#">221081</a>		<b>Payment Date</b> 05/18/2026	<b>Payment Amount</b> 180.00			
<b>Payable Number</b> <a href="#">INV42604191</a>	<b>Description</b> GPS Tracking Due	<b>Payable Date</b> 01/31/2026	<b>Due Date</b> 01/31/2026	<b>Discount Amount</b> 0.00	<b>Payable Amount</b> 180.00		
<b>Vendor Number</b> <a href="#">00493</a>	<b>Vendor Name</b> GROVERS SERVICES, LLC						<b>Total Vendor Amount</b> 4,800.00
<b>Payment Type</b> Check	<b>Payment Number</b> <a href="#">221082</a>		<b>Payment Date</b> 05/18/2026	<b>Payment Amount</b> 4,800.00			
<b>Payable Number</b> <a href="#">051126</a>	<b>Description</b> Trimmed/Removed Trees Week of May 4th	<b>Payable Date</b> 05/11/2026	<b>Due Date</b> 05/11/2026	<b>Discount Amount</b> 0.00	<b>Payable Amount</b> 4,800.00		
<b>Vendor Number</b> <a href="#">00246</a>	<b>Vendor Name</b> HACH COMPANY						<b>Total Vendor Amount</b> 61.99
<b>Payment Type</b> Check	<b>Payment Number</b> <a href="#">221083</a>		<b>Payment Date</b> 05/18/2026	<b>Payment Amount</b> 61.99			
<b>Payable Number</b> <a href="#">14995566</a>	<b>Description</b> Fluoride Chemkey	<b>Payable Date</b> 05/11/2026	<b>Due Date</b> 05/11/2026	<b>Discount Amount</b> 0.00	<b>Payable Amount</b> 61.99		
<b>Vendor Number</b> <a href="#">10256</a>	<b>Vendor Name</b> HAWKINS, INC.						<b>Total Vendor Amount</b> 5,281.20
<b>Payment Type</b> Check	<b>Payment Number</b> <a href="#">221084</a>		<b>Payment Date</b> 05/18/2026	<b>Payment Amount</b> 5,281.20			
<b>Payable Number</b> <a href="#">7414388</a>	<b>Description</b> Azone 15	<b>Payable Date</b> 05/06/2026	<b>Due Date</b> 05/06/2026	<b>Discount Amount</b> 0.00	<b>Payable Amount</b> 2,198.80		
<b>Payable Number</b> <a href="#">7419820</a>	<b>Description</b> Azone 15	<b>Payable Date</b> 05/12/2026	<b>Due Date</b> 05/12/2026	<b>Discount Amount</b> 0.00	<b>Payable Amount</b> 1,486.40		
<b>Payable Number</b> <a href="#">7419888</a>	<b>Description</b> Azone 15	<b>Payable Date</b> 05/12/2026	<b>Due Date</b> 05/12/2026	<b>Discount Amount</b> 0.00	<b>Payable Amount</b> 1,596.00		
<b>Vendor Number</b> <a href="#">10698</a>	<b>Vendor Name</b> HELM SERVICE						<b>Total Vendor Amount</b> 3,690.50
<b>Payment Type</b> Check	<b>Payment Number</b> <a href="#">221085</a>		<b>Payment Date</b> 05/18/2026	<b>Payment Amount</b> 3,690.50			
<b>Payable Number</b> <a href="#">FRE165969</a>	<b>Description</b> Inspect Minisplits at Wells	<b>Payable Date</b> 04/26/2026	<b>Due Date</b> 04/26/2026	<b>Discount Amount</b> 0.00	<b>Payable Amount</b> 3,690.50		
<b>Vendor Number</b> <a href="#">INC1968</a>	<b>Vendor Name</b> HORNUNG TILING, INC						<b>Total Vendor Amount</b> 16,329.60
<b>Payment Type</b> Check	<b>Payment Number</b> <a href="#">221086</a>		<b>Payment Date</b> 05/18/2026	<b>Payment Amount</b> 16,329.60			
<b>Payable Number</b> <a href="#">5357</a>	<b>Description</b> Dual Wall	<b>Payable Date</b> 05/11/2026	<b>Due Date</b> 05/11/2026	<b>Discount Amount</b> 0.00	<b>Payable Amount</b> 16,329.60		
<b>Vendor Number</b> <a href="#">09953</a>	<b>Vendor Name</b> IKANO DSL						<b>Total Vendor Amount</b> 250.00
<b>Payment Type</b> Check	<b>Payment Number</b> <a href="#">221087</a>		<b>Payment Date</b> 05/18/2026	<b>Payment Amount</b> 250.00			
<b>Payable Number</b> <a href="#">17418586</a>	<b>Description</b> Monthly Dial up Payment	<b>Payable Date</b> 05/01/2026	<b>Due Date</b> 05/01/2026	<b>Discount Amount</b> 0.00	<b>Payable Amount</b> 250.00		
<b>Vendor Number</b> <a href="#">01168</a>	<b>Vendor Name</b> IL DEPT OF PUBLIC HEALTH						<b>Total Vendor Amount</b> 1,180.00
<b>Payment Type</b> Check	<b>Payment Number</b> <a href="#">221088</a>		<b>Payment Date</b> 05/18/2026	<b>Payment Amount</b> 1,180.00			
<b>Payable Number</b> <a href="#">051126</a>	<b>Description</b> Vital Records - April 2026	<b>Payable Date</b> 05/11/2026	<b>Due Date</b> 05/11/2026	<b>Discount Amount</b> 0.00	<b>Payable Amount</b> 1,180.00		

**Payment Register**

<b>Vendor Number</b> <a href="#">06089</a>	<b>Vendor Name</b> IP COMMUNICATIONS, INC.						<b>Total Vendor Amount</b> 125.00
<b>Payment Type</b> Check	<b>Payment Number</b> <a href="#">221089</a>		<b>Payment Date</b> 05/18/2026	<b>Payment Amount</b> 125.00			
<b>Payable Number</b> <a href="#">20438</a>	<b>Description</b> Monthly Voip Charges	<b>Payable Date</b> 05/05/2026	<b>Due Date</b> 05/05/2026	<b>Discount Amount</b> 0.00	<b>Payable Amount</b> 125.00		
<b>Vendor Number</b> <a href="#">04257</a>	<b>Vendor Name</b> ISC, INC						<b>Total Vendor Amount</b> 23,000.00
<b>Payment Type</b> Check	<b>Payment Number</b> <a href="#">221090</a>		<b>Payment Date</b> 05/18/2026	<b>Payment Amount</b> 23,000.00			
<b>Payable Number</b> <a href="#">SI-100001</a>	<b>Description</b> Control Room Services April 2026	<b>Payable Date</b> 04/30/2026	<b>Due Date</b> 04/30/2026	<b>Discount Amount</b> 0.00	<b>Payable Amount</b> 23,000.00		
<b>Vendor Number</b> <a href="#">06784</a>	<b>Vendor Name</b> J.F. AHERN CO.						<b>Total Vendor Amount</b> 4,201.00
<b>Payment Type</b> Check	<b>Payment Number</b> <a href="#">221091</a>		<b>Payment Date</b> 05/18/2026	<b>Payment Amount</b> 4,201.00			
<b>Payable Number</b> <a href="#">811957</a>	<b>Description</b> Annual NFPA fire detection repair at City Hall	<b>Payable Date</b> 04/15/2026	<b>Due Date</b> 04/15/2026	<b>Discount Amount</b> 0.00	<b>Payable Amount</b> 1,042.00		
<b>Payable Number</b> <a href="#">813404</a>	<b>Description</b> Annual NFPA fire suppression test at City Hall	<b>Payable Date</b> 04/21/2026	<b>Due Date</b> 04/21/2026	<b>Discount Amount</b> 0.00	<b>Payable Amount</b> 3,159.00		
<b>Vendor Number</b> <a href="#">07208</a>	<b>Vendor Name</b> JAMES G. AHLBERG						<b>Total Vendor Amount</b> 135.00
<b>Payment Type</b> Check	<b>Payment Number</b> <a href="#">221092</a>		<b>Payment Date</b> 05/18/2026	<b>Payment Amount</b> 135.00			
<b>Payable Number</b> <a href="#">2996</a>	<b>Description</b> LEGAL SRVCS - RVW POLICE RPTS	<b>Payable Date</b> 05/11/2026	<b>Due Date</b> 05/11/2026	<b>Discount Amount</b> 0.00	<b>Payable Amount</b> 135.00		
<b>Vendor Number</b> <a href="#">05282</a>	<b>Vendor Name</b> JOHNSON TRACTOR						<b>Total Vendor Amount</b> 993.97
<b>Payment Type</b> Check	<b>Payment Number</b> <a href="#">221093</a>		<b>Payment Date</b> 05/18/2026	<b>Payment Amount</b> 993.97			
<b>Payable Number</b> <a href="#">IR16678</a>	<b>Description</b> Hydraulic Oil	<b>Payable Date</b> 05/07/2026	<b>Due Date</b> 05/07/2026	<b>Discount Amount</b> 0.00	<b>Payable Amount</b> 56.99		
<b>Payable Number</b> <a href="#">IR16680</a>	<b>Description</b> Hydraulic Oil/Transmission Fluid	<b>Payable Date</b> 05/07/2026	<b>Due Date</b> 05/07/2026	<b>Discount Amount</b> 0.00	<b>Payable Amount</b> -7.00		
<b>Payable Number</b> <a href="#">IR16765</a>	<b>Description</b> Lithium Ion Batteries	<b>Payable Date</b> 05/08/2026	<b>Due Date</b> 05/08/2026	<b>Discount Amount</b> 0.00	<b>Payable Amount</b> 943.98		
<b>Vendor Number</b> <a href="#">INC1503</a>	<b>Vendor Name</b> K. HELFRICH TRUCKING LLC						<b>Total Vendor Amount</b> 475.00
<b>Payment Type</b> Check	<b>Payment Number</b> <a href="#">221094</a>		<b>Payment Date</b> 05/18/2026	<b>Payment Amount</b> 475.00			
<b>Payable Number</b> <a href="#">5463</a>	<b>Description</b> City's JD 330 low boy equipment move	<b>Payable Date</b> 05/04/2026	<b>Due Date</b> 05/04/2026	<b>Discount Amount</b> 0.00	<b>Payable Amount</b> 475.00		
<b>Vendor Number</b> <a href="#">09056</a>	<b>Vendor Name</b> KOVACS, RYAN						<b>Total Vendor Amount</b> 76.25
<b>Payment Type</b> Check	<b>Payment Number</b> <a href="#">221095</a>		<b>Payment Date</b> 05/18/2026	<b>Payment Amount</b> 76.25			
<b>Payable Number</b> <a href="#">051326</a>	<b>Description</b> Truck Weight Scales	<b>Payable Date</b> 05/13/2026	<b>Due Date</b> 05/13/2026	<b>Discount Amount</b> 0.00	<b>Payable Amount</b> 76.25		
<b>Vendor Number</b> <a href="#">01657</a>	<b>Vendor Name</b> KUSTOM SIGNALS, INC.						<b>Total Vendor Amount</b> 176.16
<b>Payment Type</b> Check	<b>Payment Number</b> <a href="#">221096</a>		<b>Payment Date</b> 05/18/2026	<b>Payment Amount</b> 176.16			
<b>Payable Number</b> <a href="#">626663</a>	<b>Description</b> Radar Supplies	<b>Payable Date</b> 05/07/2026	<b>Due Date</b> 05/07/2026	<b>Discount Amount</b> 0.00	<b>Payable Amount</b> 176.16		

**Payment Register**

<b>Vendor Number</b> <a href="#">00342</a>	<b>Vendor Name</b> LAWSON PRODUCTS, INC.					<b>Total Vendor Amount</b> 825.27
<b>Payment Type</b> Check	<b>Payment Number</b> <a href="#">221097</a>		<b>Payment Date</b> 05/18/2026	<b>Payment Amount</b> 825.27		
<b>Payable Number</b> <a href="#">9313462857</a>	<b>Description</b> Hex Nut/Split Washer/Cap Screw	<b>Payable Date</b> 05/12/2026	<b>Due Date</b> 05/12/2026	<b>Discount Amount</b> 0.00	<b>Payable Amount</b> 153.53	
<a href="#">9313462858</a>	Fender Washer/ Socket	05/12/2026	05/12/2026	0.00	241.54	
<a href="#">9313462861</a>	RESTOCK HARDWARE AND PIPE FITTINGS	05/12/2026	05/12/2026	0.00	430.20	
<b>Vendor Number</b> <a href="#">03434</a>	<b>Vendor Name</b> LEXISNEXIS RISK DATA MANAGEMENT INC.					<b>Total Vendor Amount</b> 200.00
<b>Payment Type</b> Check	<b>Payment Number</b> <a href="#">221098</a>		<b>Payment Date</b> 05/18/2026	<b>Payment Amount</b> 200.00		
<b>Payable Number</b> <a href="#">1100304597</a>	<b>Description</b> Report writing system due	<b>Payable Date</b> 04/30/2026	<b>Due Date</b> 04/30/2026	<b>Discount Amount</b> 0.00	<b>Payable Amount</b> 200.00	
<b>Vendor Number</b> <a href="#">08125</a>	<b>Vendor Name</b> LIEBOVICH STEEL & ALUMINUM CO					<b>Total Vendor Amount</b> 352.00
<b>Payment Type</b> Check	<b>Payment Number</b> <a href="#">221099</a>		<b>Payment Date</b> 05/18/2026	<b>Payment Amount</b> 352.00		
<b>Payable Number</b> <a href="#">1087435</a>	<b>Description</b> STEEL PLATES FOR LIGHTS	<b>Payable Date</b> 05/07/2026	<b>Due Date</b> 05/07/2026	<b>Discount Amount</b> 0.00	<b>Payable Amount</b> 352.00	
<b>Vendor Number</b> <a href="#">02095</a>	<b>Vendor Name</b> MARTIN & CO EXCAVATING					<b>Total Vendor Amount</b> 2,581.50
<b>Payment Type</b> Check	<b>Payment Number</b> <a href="#">221100</a>		<b>Payment Date</b> 05/18/2026	<b>Payment Amount</b> 2,581.50		
<b>Payable Number</b> <a href="#">20117268</a>	<b>Description</b> Grade Treatment Plant Road	<b>Payable Date</b> 05/11/2026	<b>Due Date</b> 05/11/2026	<b>Discount Amount</b> 0.00	<b>Payable Amount</b> 2,581.50	
<b>Vendor Number</b> <a href="#">00660</a>	<b>Vendor Name</b> MCMASTER-CARR SUPPLY CO					<b>Total Vendor Amount</b> 32.41
<b>Payment Type</b> Check	<b>Payment Number</b> <a href="#">221101</a>		<b>Payment Date</b> 05/18/2026	<b>Payment Amount</b> 32.41		
<b>Payable Number</b> <a href="#">64793237</a>	<b>Description</b> BOLTS FOR #9 WATER JUMPERS	<b>Payable Date</b> 05/11/2026	<b>Due Date</b> 05/11/2026	<b>Discount Amount</b> 0.00	<b>Payable Amount</b> 32.41	
<b>Vendor Number</b> <a href="#">INC1971</a>	<b>Vendor Name</b> MEISINGER, JAMES					<b>Total Vendor Amount</b> 615.00
<b>Payment Type</b> Check	<b>Payment Number</b> <a href="#">221102</a>		<b>Payment Date</b> 05/18/2026	<b>Payment Amount</b> 615.00		
<b>Payable Number</b> <a href="#">050126</a>	<b>Description</b> top soil	<b>Payable Date</b> 05/01/2026	<b>Due Date</b> 05/01/2026	<b>Discount Amount</b> 0.00	<b>Payable Amount</b> 615.00	
<b>Vendor Number</b> <a href="#">02727</a>	<b>Vendor Name</b> MENARDS - SYCAMORE					<b>Total Vendor Amount</b> 19.50
<b>Payment Type</b> Check	<b>Payment Number</b> <a href="#">221103</a>		<b>Payment Date</b> 05/18/2026	<b>Payment Amount</b> 19.50		
<b>Payable Number</b> <a href="#">53666</a>	<b>Description</b> Level/Goof Ring/Power Grabber	<b>Payable Date</b> 03/26/2026	<b>Due Date</b> 03/26/2026	<b>Discount Amount</b> 0.00	<b>Payable Amount</b> 19.50	
<b>Vendor Number</b> <a href="#">04287</a>	<b>Vendor Name</b> MILTON PROPANE					<b>Total Vendor Amount</b> 364.56
<b>Payment Type</b> Check	<b>Payment Number</b> <a href="#">221104</a>		<b>Payment Date</b> 05/18/2026	<b>Payment Amount</b> 364.56		
<b>Payable Number</b> <a href="#">U012A047</a>	<b>Description</b> Propane Cylinder Refill	<b>Payable Date</b> 05/08/2026	<b>Due Date</b> 05/08/2026	<b>Discount Amount</b> 0.00	<b>Payable Amount</b> 195.31	
<a href="#">U012A050</a>	Propane Cylinder Refill	05/08/2026	05/08/2026	0.00	169.25	

**Payment Register**

<b>Vendor Number</b> <a href="#">08192</a>	<b>Vendor Name</b> MR. OUTHUSE						<b>Total Vendor Amount</b> 360.00
<b>Payment Type</b> Check	<b>Payment Number</b> <a href="#">221105</a>		<b>Payment Date</b> 05/18/2026	<b>Payment Amount</b> 360.00			
<b>Payable Number</b> <a href="#">11658</a>	<b>Description</b> Porta Potty Service/maint	<b>Payable Date</b> 05/04/2026	<b>Due Date</b> 05/04/2026	<b>Discount Amount</b> 0.00	<b>Payable Amount</b> 360.00		
<b>Vendor Number</b> <a href="#">09006</a>	<b>Vendor Name</b> NADLER GOLF						<b>Total Vendor Amount</b> 4,050.00
<b>Payment Type</b> Check	<b>Payment Number</b> <a href="#">221106</a>		<b>Payment Date</b> 05/18/2026	<b>Payment Amount</b> 4,050.00			
<b>Payable Number</b> <a href="#">4003218</a>	<b>Description</b> cart lease	<b>Payable Date</b> 05/12/2026	<b>Due Date</b> 05/12/2026	<b>Discount Amount</b> 0.00	<b>Payable Amount</b> 4,050.00		
<b>Vendor Number</b> <a href="#">00415</a>	<b>Vendor Name</b> NAPA AUTO PARTS ROCHELLE						<b>Total Vendor Amount</b> 167.29
<b>Payment Type</b> Check	<b>Payment Number</b> <a href="#">221107</a>		<b>Payment Date</b> 05/18/2026	<b>Payment Amount</b> 139.84			
<b>Payable Number</b> <a href="#">120773</a>	<b>Description</b> BRAKE CLEANER	<b>Payable Date</b> 05/09/2026	<b>Due Date</b> 05/09/2026	<b>Discount Amount</b> 0.00	<b>Payable Amount</b> 139.84		
Check	<a href="#">221108</a>		05/18/2026	27.45			
<b>Payable Number</b> <a href="#">120986</a>	<b>Description</b> batteries and fuses	<b>Payable Date</b> 05/13/2026	<b>Due Date</b> 05/13/2026	<b>Discount Amount</b> 0.00	<b>Payable Amount</b> 27.45		
<b>Vendor Number</b> <a href="#">INC1972</a>	<b>Vendor Name</b> NAVA, CELESTE						<b>Total Vendor Amount</b> 182.05
<b>Payment Type</b> Check	<b>Payment Number</b> <a href="#">221109</a>		<b>Payment Date</b> 05/18/2026	<b>Payment Amount</b> 182.05			
<b>Payable Number</b> <a href="#">040326</a>	<b>Description</b> ILLCF 4TH ANNUAL LATINA HERITAGE DAY BRUNCH	<b>Payable Date</b> 04/03/2026	<b>Due Date</b> 04/03/2026	<b>Discount Amount</b> 0.00	<b>Payable Amount</b> 182.05		
<b>Vendor Number</b> <a href="#">INC1532</a>	<b>Vendor Name</b> NEUENKIRCHEN, RYAN						<b>Total Vendor Amount</b> 522.68
<b>Payment Type</b> Check	<b>Payment Number</b> <a href="#">221110</a>		<b>Payment Date</b> 05/18/2026	<b>Payment Amount</b> 522.68			
<b>Payable Number</b> <a href="#">050826</a>	<b>Description</b> NACWA 2026 TRAINING	<b>Payable Date</b> 05/08/2026	<b>Due Date</b> 05/08/2026	<b>Discount Amount</b> 0.00	<b>Payable Amount</b> 522.68		
<b>Vendor Number</b> <a href="#">01659</a>	<b>Vendor Name</b> NICOR						<b>Total Vendor Amount</b> 2,676.46
<b>Payment Type</b> Check	<b>Payment Number</b> <a href="#">221111</a>		<b>Payment Date</b> 05/18/2026	<b>Payment Amount</b> 2,676.46			
<b>Payable Number</b> <a href="#">04965710009-050626</a>	<b>Description</b> FBO Heat	<b>Payable Date</b> 05/06/2026	<b>Due Date</b> 05/06/2026	<b>Discount Amount</b> 0.00	<b>Payable Amount</b> 92.95		
<a href="#">05319320346-050526</a>	Commercial Heat 4/6-5/5	05/05/2026	05/05/2026	0.00	307.15		
<a href="#">10355890327</a>	nicor maintenace shop	05/06/2026	05/06/2026	0.00	123.47		
<a href="#">10874710006-050626</a>	NIGOR GAS FOR HEATERS MAIN PLANT	05/06/2026	05/06/2026	0.00	314.38		
<a href="#">47219432557-050626</a>	Comm Hangar Gas	05/06/2026	05/06/2026	0.00	433.52		
<a href="#">54366517156-050526</a>	1030 Rear - Nicor	05/05/2026	05/05/2026	0.00	238.09		
<a href="#">56487616288-050526</a>	RR Park	05/05/2026	05/05/2026	0.00	81.16		
<a href="#">64574710006-050426</a>	NICOR GAS FOR PEAKER PLANT	05/04/2026	05/04/2026	0.00	312.18		
<a href="#">66296258354-050526</a>	850 Lakeview Generator	05/05/2026	05/05/2026	0.00	66.30		
<a href="#">66451410006-050626</a>	Nicor - 888 Treatment Plant Rd	05/06/2026	05/06/2026	0.00	707.26		
<b>Vendor Number</b> <a href="#">02063</a>	<b>Vendor Name</b> NORTHERN ILLINOIS MAYORS'						<b>Total Vendor Amount</b> 175.00
<b>Payment Type</b> Check	<b>Payment Number</b> <a href="#">221112</a>		<b>Payment Date</b> 05/18/2026	<b>Payment Amount</b> 175.00			
<b>Payable Number</b> <a href="#">051326</a>	<b>Description</b> 2026-2027 DUES	<b>Payable Date</b> 05/13/2026	<b>Due Date</b> 05/13/2026	<b>Discount Amount</b> 0.00	<b>Payable Amount</b> 175.00		

**Payment Register**

<b>Vendor Number</b>	<b>Vendor Name</b>		<b>Total Vendor Amount</b>
<a href="#">INC1768</a>	OTTOSEN DINOLFO HASENBALG & CASTALDO, LTD		14,342.50
<b>Payment Type</b>	<b>Payment Number</b>	<b>Payment Date</b>	<b>Payment Amount</b>
Check	<a href="#">221113</a>	05/18/2026	14,342.50
<b>Payable Number</b>	<b>Description</b>	<b>Payable Date</b>	<b>Due Date</b>
<a href="#">21961</a>	LEGAL - GEN MUNICIPAL	04/30/2026	04/30/2026
<a href="#">21962</a>	LEGAL - LABOR & EMPLOYMENT	04/30/2026	04/30/2026
<a href="#">21963</a>	LEGAL - ELECTRIC	04/30/2026	04/30/2026
<a href="#">21964</a>	LEGAL - WATER	04/30/2026	04/30/2026
<a href="#">21965</a>	LEGAL - WATER REC	04/30/2026	04/30/2026
<a href="#">21966</a>	LEGAL - N. GATEWAY TIF	04/30/2026	04/30/2026
<a href="#">21967</a>	LEGAL - AIRPORT	04/30/2026	04/30/2026
<a href="#">21968</a>	LEGAL - RAILROAD	04/30/2026	04/30/2026
<a href="#">21969</a>	LEGAL - DEV/SPEC PRJ	04/30/2026	04/30/2026
		<b>Discount Amount</b>	<b>Payable Amount</b>
		0.00	6,793.00
		0.00	702.00
		0.00	2,667.50
		0.00	852.50
		0.00	302.50
		0.00	55.00
		0.00	165.00
		0.00	165.00
		0.00	2,640.00
<b>Vendor Number</b>	<b>Vendor Name</b>		<b>Total Vendor Amount</b>
<a href="#">00693</a>	PETTY CASH - POLICE DEPT		12.00
<b>Payment Type</b>	<b>Payment Number</b>	<b>Payment Date</b>	<b>Payment Amount</b>
Check	<a href="#">221114</a>	05/18/2026	12.00
<b>Payable Number</b>	<b>Description</b>	<b>Payable Date</b>	<b>Due Date</b>
<a href="#">050726</a>	Petty Cash Reimbursement	05/07/2026	05/07/2026
		<b>Discount Amount</b>	<b>Payable Amount</b>
		0.00	12.00
<b>Vendor Number</b>	<b>Vendor Name</b>		<b>Total Vendor Amount</b>
<a href="#">01642</a>	RAY O'HERRON CO. INC		376.27
<b>Payment Type</b>	<b>Payment Number</b>	<b>Payment Date</b>	<b>Payment Amount</b>
Check	<a href="#">221115</a>	05/18/2026	376.27
<b>Payable Number</b>	<b>Description</b>	<b>Payable Date</b>	<b>Due Date</b>
<a href="#">2477757</a>	Uniform Allowance	05/07/2026	05/07/2026
<a href="#">2478016</a>	Officers Uniforms	05/08/2026	05/08/2026
		<b>Discount Amount</b>	<b>Payable Amount</b>
		0.00	63.09
		0.00	313.18
<b>Vendor Number</b>	<b>Vendor Name</b>		<b>Total Vendor Amount</b>
<a href="#">00496</a>	RK DIXON CO.		280.69
<b>Payment Type</b>	<b>Payment Number</b>	<b>Payment Date</b>	<b>Payment Amount</b>
Check	<a href="#">221116</a>	05/18/2026	280.69
<b>Payable Number</b>	<b>Description</b>	<b>Payable Date</b>	<b>Due Date</b>
<a href="#">IN6491217</a>	Copier Contract	05/11/2026	05/11/2026
		<b>Discount Amount</b>	<b>Payable Amount</b>
		0.00	280.69
<b>Vendor Number</b>	<b>Vendor Name</b>		<b>Total Vendor Amount</b>
<a href="#">10207</a>	ROCHELLE ACE HARDWARE		233.32
<b>Payment Type</b>	<b>Payment Number</b>	<b>Payment Date</b>	<b>Payment Amount</b>
Check	<a href="#">221117</a>	05/18/2026	223.34
<b>Payable Number</b>	<b>Description</b>	<b>Payable Date</b>	<b>Due Date</b>
<a href="#">084268</a>	Gloves, Wedge	05/08/2026	05/08/2026
<a href="#">084278</a>	10" Tiedowns	05/08/2026	05/08/2026
<a href="#">084323</a>	pipe	05/11/2026	05/11/2026
<a href="#">084330</a>	Cleaning supplies for Well 8	05/11/2026	05/11/2026
<a href="#">084333</a>	Valves, Couplings	05/11/2026	05/11/2026
<a href="#">084351</a>	Threadlocker Blue	05/12/2026	05/12/2026
		<b>Discount Amount</b>	<b>Payable Amount</b>
		0.00	56.67
		0.00	28.79
		0.00	10.78
		0.00	80.34
		0.00	37.77
		0.00	8.99
Check	<a href="#">221118</a>	05/18/2026	9.98
<b>Payable Number</b>	<b>Description</b>	<b>Payable Date</b>	<b>Due Date</b>
<a href="#">084261</a>	Electrical tape	05/07/2026	05/07/2026
		<b>Discount Amount</b>	<b>Payable Amount</b>
		0.00	9.98
<b>Vendor Number</b>	<b>Vendor Name</b>		<b>Total Vendor Amount</b>
<a href="#">04469</a>	ROCHELLE FIRE PENSION FUND		16,278.82
<b>Payment Type</b>	<b>Payment Number</b>	<b>Payment Date</b>	<b>Payment Amount</b>
Check	<a href="#">221119</a>	05/18/2026	16,278.82
<b>Payable Number</b>	<b>Description</b>	<b>Payable Date</b>	<b>Due Date</b>
<a href="#">050626</a>	50% Gaming Tax Transfer	05/06/2026	05/06/2026
		<b>Discount Amount</b>	<b>Payable Amount</b>
		0.00	16,278.82

**Payment Register**

<b>Vendor Number</b> <u>00506</u>	<b>Vendor Name</b> ROCHELLE IL CHAMBER OF COMMERCE					<b>Total Vendor Amount</b> 550.00
<b>Payment Type</b> Check	<b>Payment Number</b> <u>221120</u>		<b>Payment Date</b> 05/18/2026	<b>Payment Amount</b> 550.00		
<b>Payable Number</b> <u>9602</u>	<b>Description</b> COMMUNITY CASH - EMPLOYEE GET WELL GIFT	<b>Payable Date</b> 05/13/2026	<b>Due Date</b> 05/13/2026	<b>Discount Amount</b> 0.00	<b>Payable Amount</b> 50.00	
<u>9602-TOURISM</u>	Sponsorship - Kickin It for a Cause	05/13/2026	05/13/2026	0.00	500.00	
<b>Vendor Number</b> <u>04470</u>	<b>Vendor Name</b> ROCHELLE POLICE PENSION FUND					<b>Total Vendor Amount</b> 16,278.82
<b>Payment Type</b> Check	<b>Payment Number</b> <u>221121</u>		<b>Payment Date</b> 05/18/2026	<b>Payment Amount</b> 16,278.82		
<b>Payable Number</b> <u>050626</u>	<b>Description</b> 50% Gaming Tax Transfer	<b>Payable Date</b> 05/06/2026	<b>Due Date</b> 05/06/2026	<b>Discount Amount</b> 0.00	<b>Payable Amount</b> 16,278.82	
<b>Vendor Number</b> <u>INC1418</u>	<b>Vendor Name</b> RUNNINGS SUPPLY INC					<b>Total Vendor Amount</b> 1,081.56
<b>Payment Type</b> Check	<b>Payment Number</b> <u>221122</u>		<b>Payment Date</b> 05/18/2026	<b>Payment Amount</b> 1,081.56		
<b>Payable Number</b> <u>1287220</u>	<b>Description</b> Grease Gun For Everday Use	<b>Payable Date</b> 05/05/2026	<b>Due Date</b> 05/05/2026	<b>Discount Amount</b> 0.00	<b>Payable Amount</b> 199.00	
<u>1287676</u>	Chain/File/Pliers/Saw Blade/Nut Driver	05/06/2026	05/06/2026	0.00	175.84	
<u>1287686</u>	ALLEN SET AND HARDWARE	05/06/2026	05/06/2026	0.00	22.53	
<u>1288006</u>	Exhaust Parts For Unit R141	05/07/2026	05/07/2026	0.00	18.47	
<u>1288025</u>	WASHERS FOR #9 ENGINE	05/07/2026	05/07/2026	0.00	13.96	
<u>1288221</u>	DIE GRINDER	05/08/2026	05/08/2026	0.00	229.00	
<u>1288240</u>	Leaf Blower & Battery For Everyday Use	05/08/2026	05/08/2026	0.00	229.00	
<u>1288248</u>	BOLTS FOR LIGHTS	05/08/2026	05/08/2026	0.00	26.23	
<u>1288721</u>	BOLTS FOR #9 ENGINE	05/02/2026	05/02/2026	0.00	8.38	
<u>1289785</u>	Duracell 2025 Batteries	05/11/2026	05/11/2026	0.00	17.97	
<u>1289793</u>	PAINT AND FOR FOR LIGHTS	05/11/2026	05/11/2026	0.00	46.76	
<u>1289797</u>	BOLT FOR #9 ENGINE	05/11/2026	05/11/2026	0.00	4.49	
<u>1289960</u>	Hillman Bulk Bin Products	05/11/2026	05/11/2026	0.00	64.98	
<u>1289988</u>	BOLTS FOR #9 WATER JUMPERS	05/11/2026	05/11/2026	0.00	24.95	
<b>Vendor Number</b> <u>INC1501</u>	<b>Vendor Name</b> SELDAL PROPERTIES					<b>Total Vendor Amount</b> 10,000.00
<b>Payment Type</b> Check	<b>Payment Number</b> <u>221123</u>		<b>Payment Date</b> 05/18/2026	<b>Payment Amount</b> 10,000.00		
<b>Payable Number</b> <u>050726</u>	<b>Description</b> Small Bus. Interior Grant-320 Lincoln Hwy	<b>Payable Date</b> 05/07/2026	<b>Due Date</b> 05/07/2026	<b>Discount Amount</b> 0.00	<b>Payable Amount</b> 10,000.00	
<b>Vendor Number</b> <u>07322</u>	<b>Vendor Name</b> SERVICE CONCEPTS, INC.					<b>Total Vendor Amount</b> 830.96
<b>Payment Type</b> Check	<b>Payment Number</b> <u>221124</u>		<b>Payment Date</b> 05/18/2026	<b>Payment Amount</b> 830.96		
<b>Payable Number</b> <u>36017</u>	<b>Description</b> HVAC Maintenance	<b>Payable Date</b> 05/12/2026	<b>Due Date</b> 05/12/2026	<b>Discount Amount</b> 0.00	<b>Payable Amount</b> 830.96	
<b>Vendor Number</b> <u>08820</u>	<b>Vendor Name</b> SESTER, JOSEPH					<b>Total Vendor Amount</b> 59.76
<b>Payment Type</b> Check	<b>Payment Number</b> <u>221125</u>		<b>Payment Date</b> 05/18/2026	<b>Payment Amount</b> 59.76		
<b>Payable Number</b> <u>050626</u>	<b>Description</b> Returning AFLAC overpayment	<b>Payable Date</b> 05/06/2026	<b>Due Date</b> 05/06/2026	<b>Discount Amount</b> 0.00	<b>Payable Amount</b> 59.76	
<b>Vendor Number</b> <u>03263</u>	<b>Vendor Name</b> TALLMAN EQUIPMENT COMPANY, INC.					<b>Total Vendor Amount</b> 1,231.32
<b>Payment Type</b> Check	<b>Payment Number</b> <u>221126</u>		<b>Payment Date</b> 05/18/2026	<b>Payment Amount</b> 1,231.32		
<b>Payable Number</b> <u>15424G-1</u>	<b>Description</b> Hot Arms/Wire Basket Rental	<b>Payable Date</b> 05/04/2026	<b>Due Date</b> 05/04/2026	<b>Discount Amount</b> 0.00	<b>Payable Amount</b> 954.00	

**Payment Register**

APPKT0549 0.00 277.32

[3474593](#) 10T Tool Box Hoist 05/11/2026 05/11/2026

**Vendor Number** **Vendor Name** **Total Vendor Amount**  
[INC1577](#) TENGGREN, CHRISTOPHER 25.00

**Payment Type** **Payment Number** **Payment Date** **Payment Amount**  
 Check [221127](#) 05/18/2026 25.00

**Payable Number** **Description** **Payable Date** **Due Date** **Discount Amount** **Payable Amount**  
[051126](#) APA P&Z Commissioner training for C. Tenggren 05/11/2026 05/11/2026 0.00 25.00

**Vendor Number** **Vendor Name** **Total Vendor Amount**  
[INC1934](#) TERRY TOOL & MACHINING CORP 350.00

**Payment Type** **Payment Number** **Payment Date** **Payment Amount**  
 Check [221128](#) 05/18/2026 350.00

**Payable Number** **Description** **Payable Date** **Due Date** **Discount Amount** **Payable Amount**  
[12376-0](#) WELD CYLINDER HEAD #3 ENGINE 05/13/2026 05/13/2026 0.00 350.00

**Vendor Number** **Vendor Name** **Total Vendor Amount**  
[INC1832](#) TREVIPAY-WALMART 144.27

**Payment Type** **Payment Number** **Payment Date** **Payment Amount**  
 Check [221129](#) 05/18/2026 144.27

**Payable Number** **Description** **Payable Date** **Due Date** **Discount Amount** **Payable Amount**  
[3280E729](#) Weekly station supplies 05/07/2026 05/07/2026 0.00 144.27

**Vendor Number** **Vendor Name** **Total Vendor Amount**  
[04522](#) TURNER, DEBBIE 2,750.00

**Payment Type** **Payment Number** **Payment Date** **Payment Amount**  
 Check [221130](#) 05/18/2026 2,750.00

**Payable Number** **Description** **Payable Date** **Due Date** **Discount Amount** **Payable Amount**  
[2913](#) JANITORIAL SERVICES 05/10/2026 05/10/2026 0.00 2,750.00

**Vendor Number** **Vendor Name** **Total Vendor Amount**  
[10785](#) TYLER TECHNOLOGIES, INC 160.00

**Payment Type** **Payment Number** **Payment Date** **Payment Amount**  
 Check [221131](#) 05/18/2026 160.00

**Payable Number** **Description** **Payable Date** **Due Date** **Discount Amount** **Payable Amount**  
[025-551304](#) Tyler Budget Module Training 04/30/2026 04/30/2026 0.00 160.00

**Vendor Number** **Vendor Name** **Total Vendor Amount**  
[09891](#) UMB BANK NA 15,421.88

**Payment Type** **Payment Number** **Payment Date** **Payment Amount**  
 Check [221132](#) 05/18/2026 2,621.88

**Payable Number** **Description** **Payable Date** **Due Date** **Discount Amount** **Payable Amount**  
[ROCB-050626](#) Airport Bond Interest 05/06/2026 05/06/2026 0.00 2,621.88

Check [221133](#) 05/18/2026 12,800.00

**Payable Number** **Description** **Payable Date** **Due Date** **Discount Amount** **Payable Amount**  
[ROCB-050626](#) CIP Bond Interest Payment 05/06/2026 05/06/2026 0.00 12,800.00

**Vendor Number** **Vendor Name** **Total Vendor Amount**  
[00991](#) USA BLUEBOOK 1,322.77

**Payment Type** **Payment Number** **Payment Date** **Payment Amount**  
 Check [221134](#) 05/18/2026 1,322.77

**Payable Number** **Description** **Payable Date** **Due Date** **Discount Amount** **Payable Amount**  
[INV01039835](#) Chlorine Chemkey 05/06/2026 05/06/2026 0.00 429.60

[INV01042799](#) Powder pillows, Sodium Hydroxide, Fluoride Reagent 05/08/2026 05/08/2026 0.00 688.77

[INV01044518](#) Replacement Stopper 05/12/2026 05/12/2026 0.00 204.40

**Payment Register**

<b>Vendor Number</b> <a href="#">INC1969</a>	<b>Vendor Name</b> VARNER, NEHEMYAH						<b>Total Vendor Amount</b> 500.00
<b>Payment Type</b> Check	<b>Payment Number</b> <a href="#">221135</a>		<b>Payment Date</b> 05/18/2026	<b>Payment Amount</b> 500.00			
<b>Payable Number</b> <a href="#">051226</a>	<b>Description</b> Admin Tow	<b>Payable Date</b> 05/12/2026	<b>Due Date</b> 05/12/2026	<b>Discount Amount</b> 0.00	<b>Payable Amount</b> 500.00		
<b>Vendor Number</b> <a href="#">INC1757</a>	<b>Vendor Name</b> VCNA PRAIRIE LLC						<b>Total Vendor Amount</b> 2,445.75
<b>Payment Type</b> Check	<b>Payment Number</b> <a href="#">221136</a>		<b>Payment Date</b> 05/18/2026	<b>Payment Amount</b> 2,445.75			
<b>Payable Number</b> <a href="#">892459639</a>	<b>Description</b> 1062 Lincoln Hwy Sidewalk Repair	<b>Payable Date</b> 05/06/2026	<b>Due Date</b> 05/06/2026	<b>Discount Amount</b> 0.00	<b>Payable Amount</b> 505.75		
<b>Payable Number</b> <a href="#">892461595</a>	<b>Description</b> N 14th Project	<b>Payable Date</b> 05/07/2026	<b>Due Date</b> 05/07/2026	<b>Discount Amount</b> 0.00	<b>Payable Amount</b> 1,940.00		
<b>Vendor Number</b> <a href="#">00637</a>	<b>Vendor Name</b> VILLAGE OF HILLCREST						<b>Total Vendor Amount</b> 2,535.62
<b>Payment Type</b> Check	<b>Payment Number</b> <a href="#">221137</a>		<b>Payment Date</b> 05/18/2026	<b>Payment Amount</b> 2,535.62			
<b>Payable Number</b> <a href="#">043026</a>	<b>Description</b> UB Hillcrest Electric Tax- April26	<b>Payable Date</b> 04/30/2026	<b>Due Date</b> 04/30/2026	<b>Discount Amount</b> 0.00	<b>Payable Amount</b> 2,535.62		
<b>Vendor Number</b> <a href="#">INC1607</a>	<b>Vendor Name</b> WARNING LITES OF SOUTHERN ILLINOIS						<b>Total Vendor Amount</b> 1,049.00
<b>Payment Type</b> Check	<b>Payment Number</b> <a href="#">221138</a>		<b>Payment Date</b> 05/18/2026	<b>Payment Amount</b> 1,049.00			
<b>Payable Number</b> <a href="#">42544</a>	<b>Description</b> IHSA Award Sign For Andrew Nuyen	<b>Payable Date</b> 05/08/2026	<b>Due Date</b> 05/08/2026	<b>Discount Amount</b> 0.00	<b>Payable Amount</b> 89.00		
<b>Payable Number</b> <a href="#">42567</a>	<b>Description</b> Mounting Street Name Sign Brackets To Poles	<b>Payable Date</b> 05/11/2026	<b>Due Date</b> 05/11/2026	<b>Discount Amount</b> 0.00	<b>Payable Amount</b> 960.00		
<b>Vendor Number</b> <a href="#">INC1355</a>	<b>Vendor Name</b> WATER SOLUTIONS UNLIMITED, INC						<b>Total Vendor Amount</b> 2,083.38
<b>Payment Type</b> Check	<b>Payment Number</b> <a href="#">221139</a>		<b>Payment Date</b> 05/18/2026	<b>Payment Amount</b> 2,083.38			
<b>Payable Number</b> <a href="#">7418639</a>	<b>Description</b> Sodium Bisulfite	<b>Payable Date</b> 05/11/2026	<b>Due Date</b> 05/11/2026	<b>Discount Amount</b> 0.00	<b>Payable Amount</b> 2,083.38		
<b>Vendor Number</b> <a href="#">00663</a>	<b>Vendor Name</b> WESCO RECEIVABLES CORP						<b>Total Vendor Amount</b> 3,792.26
<b>Payment Type</b> Check	<b>Payment Number</b> <a href="#">221140</a>		<b>Payment Date</b> 05/18/2026	<b>Payment Amount</b> 3,792.26			
<b>Payable Number</b> <a href="#">666272</a>	<b>Description</b> High Line Gloves/Sleeves	<b>Payable Date</b> 05/12/2026	<b>Due Date</b> 05/12/2026	<b>Discount Amount</b> 0.00	<b>Payable Amount</b> 3,792.26		
<b>Vendor Number</b> <a href="#">02437</a>	<b>Vendor Name</b> WHEELER WORLD, INC.						<b>Total Vendor Amount</b> 2,700.00
<b>Payment Type</b> Check	<b>Payment Number</b> <a href="#">221141</a>		<b>Payment Date</b> 05/18/2026	<b>Payment Amount</b> 2,700.00			
<b>Payable Number</b> <a href="#">13730</a>	<b>Description</b> WORKED ON #9 CYLINDER HEADS	<b>Payable Date</b> 05/11/2026	<b>Due Date</b> 05/11/2026	<b>Discount Amount</b> 0.00	<b>Payable Amount</b> 2,700.00		
<b>Vendor Number</b> <a href="#">00828</a>	<b>Vendor Name</b> WILLETT, HOFMANN & ASSOC., INC						<b>Total Vendor Amount</b> 12,980.44
<b>Payment Type</b> Check	<b>Payment Number</b> <a href="#">221142</a>		<b>Payment Date</b> 05/18/2026	<b>Payment Amount</b> 12,980.44			
<b>Payable Number</b> <a href="#">40913</a>	<b>Description</b> Eng. services Downtown & Mainstreet Grant	<b>Payable Date</b> 04/16/2026	<b>Due Date</b> 04/16/2026	<b>Discount Amount</b> 0.00	<b>Payable Amount</b> 12,980.44		

Payment Register

APPKT0549 Section VII, Item 1. 6

Vendor Number Vendor Name  
[INC1955](#) WILNAT, INC

Total Vendor Amount  
56.55

Payment Type Payment Number  
Check [221143](#)

Payment Date Payment Amount  
05/18/2026 56.55

Payable Number Description  
[87962](#) OIL FOR NEW GAS METER PEAKER #2

Payable Date Due Date Discount Amount Payable Amount  
05/12/2026 05/12/2026 0.00 56.55

Payment Register

**Payment Summary**

Bank Code	Type	Payable Count	Payment Count	Discount	Payment
Allocated Cash	Check	187	88	0.00	348,303.30
Allocated Cash	Voided **Void Check	0	1	0.00	0.00
<b>Packet Totals:</b>		<b>187</b>	<b>89</b>	<b>0.00</b>	<b>348,303.30</b>

## Cash Fund Summary

Fund	Name	Amount
91	Cash Allocation	-348,303.30
<b>Packet Totals:</b>		<b>-348,303.30</b>



Rochelle, IL

# Council Payroll Check Register

Section VII, Item 1.

## Employee Pay Summary

Pay Period: 4/27/2026-5/10/2026

Packet: PYPKT01454 - PPE 5.10.26

Payroll Set: Payroll Set 01 - 01

Employee	Payment Date	Number	Net
ADAMSKI, KENNEDY	05/15/2026	18420	62.94
ANATRA, NICK	05/15/2026	18385	2,455.22
ANAYA, PEDRO	05/15/2026	18271	2,335.56
ARTEAGA, ROSAELIA	05/15/2026	18261	168.08
BAKKER, CODY	05/15/2026	18332	706.42
BANESKI, ELVIS	05/15/2026	18272	3,025.00
BEARROWS, JOHN B	05/15/2026	18262	694.7
BECK, JOHN M	05/15/2026	18364	2,365.19
BEERY, RYAN T	05/15/2026	18273	3,122.10
BELMONTE, ROCIO	05/15/2026	18267	1,373.60
BETTNER, DANIELLE	05/15/2026	18412	1,867.08
BJORNEBY, JACOB	05/15/2026	18390	3,693.43
BOEHLE, MATTHEW	05/15/2026	18391	1,811.72
BOEHM, MARK	05/15/2026	18439	2,423.23
BORCHERTS, CODY	05/15/2026	18274	2,356.23
BRASS, NATHANIEL W	05/15/2026	18275	2,269.78
BRIDGEMAN, KYLE C	05/15/2026	18368	3,544.55
BRUST, PATRICK	05/15/2026	18414	3,569.76
BURDIN, JASON E	05/15/2026	18392	3,434.10
BURDIN, KATELYN	05/15/2026	18421	129.34
CARLS, TYLER J	05/15/2026	18312	2,941.78
CARR, CARMEN	05/15/2026	18276	1,377.83
CASSIDY, ZACHARY	05/15/2026	18369	2,810.26
CASTORENA, EDSON	05/15/2026	18333	97.7
CECH, ERIC T	05/15/2026	18375	2,085.68
CONDON, JILLIAN	05/15/2026	18440	3,833.24
CONE, JUSTIN D	05/15/2026	18277	2,242.55
CONTRERAS, DANTE	05/15/2026	18347	2,200.03
CORTES-AGUILERA, IVAN	05/15/2026	18393	1,488.44
COX, CHRISTOPHER T	05/15/2026	18394	5,276.82
COX, JOHNATHAN M	05/15/2026	18348	2,321.32
CRAWFORD, ERIK L	05/15/2026	18349	2,568.70
CUNNINGHAM, ANDREW R	05/15/2026	18376	4,541.02
DA COSTA, BENJAMIN	05/15/2026	18415	2,144.86
DAUGHERTY, MICHAEL A	05/15/2026	18350	2,533.53
DAVIS, MATTHEW	05/15/2026	18334	969.82
DICKSON, EVAN	05/15/2026	18278	1,547.01
DIMAGGIO, DOMINIC	05/15/2026	18279	2,426.95
DOUGHERTY, KENNETH R	05/15/2026	18313	3,202.07
EDWARDS, BRIAN E	05/15/2026	18314	3,076.51
EVANS, BILLY GREGG	05/15/2026	18335	449.15
FABER, CALE	05/15/2026	18351	2,243.76
FENWICK, NATALIE Z	05/15/2026	18422	918.79
FLANAGAN, ROBERT H	05/15/2026	18352	1,683.40
FLEMMING, BAILEY H	05/15/2026	18315	2,582.25
FLORES, ARACELI	05/15/2026	18406	1,514.54
FLORESS, HEATHER	05/15/2026	18370	1,558.29
FONFARA, MICHAEL	05/15/2026	18423	125.85
FORE, COLVIN	05/15/2026	18424	650.16
FRANKENBERRY, PHILLIP C	05/15/2026	18280	3,150.68
FRIESTAD, DAVID	05/15/2026	18426	489.44

**Packet: PYPKT01454 - PPE 5.10.26**  
**Payroll Set: Payroll Set 01 - 01**

<b>Employee</b>	<b>Payment Date</b>	<b>Number</b>	<b>Net</b>
FRIESTAD, ADDISON	05/15/2026	18425	265.69
FULGENCIO, MICKAYA	05/15/2026	18407	1,148.92
GERARD, MATTHEW L	05/15/2026	18281	666.01
GILLIAM, JAMES R	05/15/2026	1379	3,270.81
GILLIS, AUSTIN	05/15/2026	18336	715.63
GILLIS, ANGELA	05/15/2026	18316	1,227.53
GOOD, JEREMY M	05/15/2026	18317	3,929.56
GREK, ANTHONY	05/15/2026	18408	1,746.42
HAAN, WILLIAM A	05/15/2026	18282	3,393.99
HAMILTON, MITCH A	05/15/2026	18427	3,212.86
HARDIN, JASON C	05/15/2026	18428	118.87
HARLEY, ELIJAH	05/15/2026	18429	517.42
HARRINGTON, DAMEN	05/15/2026	18283	1,985.45
HARTWIG, RAYMOND	05/15/2026	18386	2,954.52
HAYES, WILLIAM T	05/15/2026	18263	173.65
HELGREN, CURTIS	05/15/2026	18318	2,136.01
HERNANDEZ, AUTUMN	05/15/2026	18409	2,470.65
HEUER, CASEY	05/15/2026	18416	2,242.51
HOFFMAN, MATT	05/15/2026	18441	4,174.96
HOLDEN, ERIC	05/15/2026	18417	2,104.86
HOWARD, CASEY	05/15/2026	18395	5,432.48
HUCKE, LILLIAN	05/15/2026	18430	125.85
HUDETZ, MICHAEL L	05/15/2026	18419	1,772.89
HUERAMO, CRYSTAL	05/15/2026	18410	1,251.73
HUERAMO, ROSE MARY	05/15/2026	18268	2,360.61
HUERAMO, BIANCA	05/15/2026	18284	1,601.28
ISLEY, TIMOTHY P	05/15/2026	18353	3,316.31
JACKSON, CANDICE	05/15/2026	18285	1,654.00
JACKSON, SYDNEY L	05/15/2026	18286	2,383.34
JAKYMIW, JAMES M	05/15/2026	18287	3,242.25
JIMENEZ, KAYLEE	05/15/2026	18377	2,214.61
JOHNSON, TODD A	05/15/2026	18396	4,435.97
JOHNSON, THOMAS	05/15/2026	18431	41.94
JOHNSON, BENJAMIN C	05/15/2026	18319	2,651.42
JOHNSON, JARED	05/15/2026	18418	2,547.50
JONES, HAYDEN C	05/15/2026	18432	227.88
JUDAH, CHRISTOPHER M	05/15/2026	18378	672.31
JUDD, CHAD A	05/15/2026	18379	2,349.97
KASS, JACOB R	05/15/2026	18320	1,712.03
KELCHNER, GRACIE	05/15/2026	18288	1,825.80
KELLER, DANIEL W	05/15/2026	18371	2,552.63
KEPKA, JASON	05/15/2026	18337	444.19
KESSEN, CHARLES	05/15/2026	18433	216.74
KESSLER, SEAN	05/15/2026	18397	3,715.31
KNAAK, TYLER	05/15/2026	18338	145.95
KNIGHT, NOAH	05/15/2026	18289	2,148.31
KNIGHT, MICHELLE	05/15/2026	18361	2,210.36
KNIGHT, KALEB	05/15/2026	18388	2,727.24
KNIGHT, JAMES WALKER	05/15/2026	18387	2,274.37
KOVACS, RYAN	05/15/2026	18290	2,527.33
LABONDE, HENRY J	05/15/2026	18434	445.73
LANNING, ADAM	05/15/2026	18372	3,510.71
LESSMAN, ZACHARY	05/15/2026	18291	2,098.35
LEWIS, JOSH R	05/15/2026	18321	3,676.24
LLOYD, CARLA	05/15/2026	18435	130.34
LODICO, TREY	05/15/2026	18322	3,037.63
LOVELADY-SMITH, ELIZABET	05/15/2026	18442	1,664.15
LUDWIG, BRITTANY D	05/15/2026	18309	279.68
LUXTON, TOD	05/15/2026	18373	2,424.08

**Packet: PYPKT01454 - PPE 5.10.26**  
**Payroll Set: Payroll Set 01 - 01**

<b>Employee</b>	<b>Payment Date</b>	<b>Number</b>	<b>Net</b>
MCDERMOTT, THOMAS	05/15/2026	18265	165.43
MCDERMOTT, DANIEL W	05/15/2026	18264	118.08
MCGILL, MICHAEL	05/15/2026	18339	235.21
MEDINE, JUSTIN	05/15/2026	18380	2,265.70
MERRILL, ADAM	05/15/2026	18398	5,143.25
MESSER, NOAH	05/15/2026	18323	1,750.36
MESSER, ABBY	05/15/2026	18292	1,696.90
MILLER, RYAN	05/15/2026	18381	2,598.79
MILOS, KRISTOFER	05/15/2026	18354	2,564.00
MISKELL, CJ	05/15/2026	18399	6,325.60
MITCHELL, ANGELA K	05/15/2026	18310	276.53
MONTERO, DAVID S	05/15/2026	18324	1,924.37
MOREAU, SENADA	05/15/2026	18293	1,903.18
MORRIS, MANDI R	05/15/2026	18411	1,531.15
MUELLER, JESSICA CM	05/15/2026	18382	2,533.27
MULHOLLAND, JAY A	05/15/2026	18400	2,544.76
MUSSELMAN, JEFFREY J	05/15/2026	18383	2,718.40
NAMBO, LUISA	05/15/2026	18294	2,082.43
NAVA, CELESTE	05/15/2026	18443	1,719.12
NAY, WELDON	05/15/2026	18340	271.71
NEUENKIRCHEN, RYAN J	05/15/2026	18384	1,914.36
OATES, JAKE	05/15/2026	18341	773.01
OLESON, KHRYSTA	05/15/2026	18444	1,794.03
OLSZEWSKI, ROBIN L	05/15/2026	18295	1,897.12
OLSZEWSKI, BRITTANY	05/15/2026	18269	1,177.05
OWEN, TREVOR D	05/15/2026	18296	2,897.13
PATRICK, ALISON	05/15/2026	18297	2,249.03
PAVIA, PETER	05/15/2026	18298	3,812.04
PEARSON, ROGER	05/15/2026	18311	276.53
PEASE, MICHELLE J	05/15/2026	18362	2,781.47
PLAZA, JONATHAN	05/15/2026	18325	1,734.39
POWELL, KORTNEY	05/15/2026	18342	586.19
PREWETT, ZACHARY	05/15/2026	18326	5,670.54
RANGEL, DWAYNE	05/15/2026	18374	2,024.71
RIVERA, ANGEL	05/15/2026	18299	2,346.13
RODABAUGH, AARON C	05/15/2026	18300	2,993.57
ROGDE, ANDREW C	05/15/2026	18401	2,001.65
SALINAS, JAVIER	05/15/2026	18327	2,059.63
SAWLSVILLE, DAVID W	05/15/2026	18328	3,778.51
SAWLSVILLE, CHRISTOPHER	05/15/2026	18343	835.6
SCHABACKER, BRAD J	05/15/2026	18355	2,306.33
SESTER, CORY	05/15/2026	18301	2,349.07
SHAW-DICKEY, KATHRYN E	05/15/2026	18266	168.08
SILVA, EDGAR Q	05/15/2026	18303	2,894.23
SILVA, BARTOLOME	05/15/2026	18302	2,428.91
SIMMONS, NOAH	05/15/2026	18344	220.21
SMITH, BRIAN	05/15/2026	18402	1,745.48
SORGEA, ASHTIN	05/15/2026	18304	1,965.91
SPEARS, NICHOLAS J	05/15/2026	18356	2,561.33
SPEARS, JORDAN	05/15/2026	18436	649.54
STARR, MACKENZIE	05/15/2026	18345	166.44
STARR, GEOFFREY	05/15/2026	18363	2,674.96
SULLIVAN, JAMEY A	05/15/2026	18403	4,116.57
SUNESON, SARA L	05/15/2026	18413	1,599.96
TAFT, TREY J	05/15/2026	18437	195.77
TARVESTAD, JACK	05/15/2026	18346	30.69
TESREAU, SAMUEL C	05/15/2026	18365	5,877.79
THOMPSON, JENNIFER R	05/15/2026	18270	4,425.20
TIMM, NATHAN K	05/15/2026	18357	3,044.53

Employee	Payment Date	Number	Net
TOLIVER, BLAKE A	05/15/2026	18404	3,616.02
TURCATO, JAMES	05/15/2026	18405	4,720.72
UNDERWOOD, JASON M	05/15/2026	18329	4,500.99
UTECHT, MICHAEL	05/15/2026	18438	671.49
VALDIVIESO, BENJAMIN	05/15/2026	1378	0
VANKIRK, COLTON	05/15/2026	18358	2,213.69
VANVICKLE, ZECHARIAH	05/15/2026	18330	2,352.62
VILLALOBOS, EDDIE V	05/15/2026	18359	2,090.12
WARD, CURTIS W	05/15/2026	18366	2,934.13
WATERS, SHANE A	05/15/2026	18389	2,130.06
WEEKS, JOYCE L	05/15/2026	18367	928.61
WILLIS, JODY T	05/15/2026	18331	2,084.41
WINTERTON, RYAN	05/15/2026	18305	2,313.66
WITT, ADAM	05/15/2026	18306	2,267.47
WITTENBERG, MATTHEW E	05/15/2026	18307	2,596.25
WOOLBRIGHT, TYLER	05/15/2026	18308	2,326.08
WYATT, JAKE	05/15/2026	18360	2,398.27
ZICK, BRITTNEY	05/15/2026	18445	2,285.87
<b>Totals:</b>			<b>388,788.68</b>



Rochelle, IL

# Balance Sheet Account Summary As Of 04/30/2026

Account	Name	Balance
<b>Fund: 01 - General</b>		
<b>Assets</b>		
<b>Category: 1000 - Cash and Investments</b>		
<a href="#">01-00-10110</a>	Petty Cash	800.00
<a href="#">01-00-10120</a>	Flex Spending	13,429.13
<a href="#">01-00-10121</a>	Police K-9 Fund	33,736.40
<a href="#">01-00-10122</a>	Police Bond Fund	1,152.39
<a href="#">01-00-10123</a>	Police DUI Fund	44,325.44
<a href="#">01-00-10124</a>	Police Vehicle Fund	2,865.97
<a href="#">01-00-10125</a>	Police Drug Enforcement Fund	5,536.56
<a href="#">01-00-10126</a>	Illinois Funds - Cemetery	146,125.97
<a href="#">01-00-10127</a>	Illinois Funds - Taxes	3,778,258.50
<a href="#">01-00-10129</a>	Police E-Citation Fees	3,817.12
<a href="#">01-00-11101</a>	Allocated Cash	5,439,860.13
	<b>Total Category 1000 - Cash and Investments:</b>	<b>9,469,907.61</b>
<b>Category: 1210 - Accounts Receivable</b>		
<a href="#">01-00-12130</a>	Ambulance Receivables	520,042.60
<a href="#">01-00-12131</a>	Miscellaneous Accounts Receivable	495,367.04
<a href="#">01-00-12160</a>	Property Tax Receivable	2,112,264.05
<a href="#">01-00-12161</a>	Accounts Receivable From Other Governn	1,102,269.17
<a href="#">01-00-12162</a>	Accounts Receivable	29,207.49
	<b>Total Category 1210 - Accounts Receivable:</b>	<b>4,259,150.35</b>
<b>Category: 1212 - Customer Billing</b>		
<a href="#">01-00-12120</a>	Customer Billing	10,657.74
<a href="#">01-00-12129</a>	Collections Receivable	2,210.13
	<b>Total Category 1212 - Customer Billing:</b>	<b>12,867.87</b>
<b>Category: 1600 - Prepaid Expenses</b>		
<a href="#">01-00-16110</a>	Pre Paid Expenses	475.00
	<b>Total Category 1600 - Prepaid Expenses:</b>	<b>475.00</b>
	<b>Total Assets:</b>	<b>13,742,400.83</b>
		<b><u>13,742,400.83</u></b>
<b>Liability</b>		
<b>Category: 2110 - Accounts Payable</b>		
<a href="#">01-00-21211</a>	FICA OASB Tax Payable	0.34
<a href="#">01-00-21233</a>	Health Insurance Payable	-299,203.26
<a href="#">01-00-21234</a>	Life Insurance	-2,051.16
<a href="#">01-00-21250</a>	Donations	80.00
<a href="#">01-00-21262</a>	Police Bonds Payable	-378.15
<a href="#">01-00-21264</a>	Dental & Vision Insurance	-11,287.58
<a href="#">01-00-21300</a>	Accounts Payable Allocation	109,542.82
<a href="#">01-00-21902</a>	Ambulance Fees Payable (MEDICAID OVEI	208,252.33
	<b>Total Category 2110 - Accounts Payable:</b>	<b>4,955.34</b>
<b>Category: 2200 - Accrued Payroll</b>		
<a href="#">01-00-22001</a>	Accrued Wages	118,050.56
	<b>Total Category 2200 - Accrued Payroll:</b>	<b>118,050.56</b>
<b>Category: 2600 - Deferred Revenues</b>		
<a href="#">01-00-26000</a>	Deferred Revenue	2,112,264.05
	<b>Total Category 2600 - Deferred Revenues:</b>	<b>2,112,264.05</b>
	<b>Total Liability:</b>	<b>2,235,269.95</b>
<b>Equity</b>		
<b>Category: 2900 - Equity</b>		
<a href="#">01-00-29100</a>	Fund Balance (Reserved)	184,091.58

**Balance Sheet**

<b>Account</b>	<b>Name</b>	<b>Balance</b>
<a href="#">01-00-29200</a>	Fund Balance (Unreserved)	11,282,051.57
	<b>Total Category 2900 - Equity:</b>	<b>11,466,143.15</b>
	<b>Total Beginning Equity:</b>	<b>11,466,143.15</b>
Total Revenue		4,411,227.01
Total Expense		4,370,239.28
<b>Revenues Over/Under Expenses</b>		<b>40,987.73</b>
	<b>Total Equity and Current Surplus (Deficit):</b>	<b>11,507,130.88</b>
	<b>Total Liabilities, Equity and Current Surplus (Deficit):</b>	<b><u>13,742,400.83</u></b>

**Balance Sheet**

Account	Name	Balance	
<b>Fund: 11 - Audit</b>			
<b>Assets</b>			
<b>Category: 1000 - Cash and Investments</b>			
<a href="#">11-00-11101</a>	Allocated Cash	-6,104.32	
	<b>Total Category 1000 - Cash and Investments:</b>	<b>-6,104.32</b>	
<b>Category: 1210 - Accounts Receivable</b>			
<a href="#">11-00-12160</a>	Property Tax Receivable	31,993.58	
	<b>Total Category 1210 - Accounts Receivable:</b>	<b>31,993.58</b>	
	<b>Total Assets:</b>	<b>25,889.26</b>	<b><u>25,889.26</u></b>
<b>Liability</b>			
<b>Category: 2110 - Accounts Payable</b>			
<a href="#">11-00-21300</a>	Accounts Payable Allocation	7,700.00	
	<b>Total Category 2110 - Accounts Payable:</b>	<b>7,700.00</b>	
<b>Category: 2600 - Deferred Revenues</b>			
<a href="#">11-00-26000</a>	Deferred Revenue	31,993.58	
	<b>Total Category 2600 - Deferred Revenues:</b>	<b>31,993.58</b>	
	<b>Total Liability:</b>	<b>39,693.58</b>	
<b>Equity</b>			
<b>Category: 2900 - Equity</b>			
<a href="#">11-00-29100</a>	Fund Balance (Reserved)	1,395.68	
	<b>Total Category 2900 - Equity:</b>	<b>1,395.68</b>	
	<b>Total Beginning Equity:</b>	<b>1,395.68</b>	
Total Revenue		0.00	
Total Expense		15,200.00	
<b>Revenues Over/Under Expenses</b>		<b>-15,200.00</b>	
	<b>Total Equity and Current Surplus (Deficit):</b>	<b>-13,804.32</b>	
	<b>Total Liabilities, Equity and Current Surplus (Deficit):</b>		<b><u>25,889.26</u></b>

**Balance Sheet**

Account	Name	Balance
<b>Fund: 12 - Insurance</b>		
<b>Assets</b>		
<b>Category: 1000 - Cash and Investments</b>		
<a href="#">12-00-11101</a>	Allocated Cash	-326,404.59
	<b>Total Category 1000 - Cash and Investments:</b>	<b>-326,404.59</b>
<b>Category: 1210 - Accounts Receivable</b>		
<a href="#">12-00-12160</a>	Property Tax Receivable	455,134.42
	<b>Total Category 1210 - Accounts Receivable:</b>	<b>455,134.42</b>
<b>Category: 1600 - Prepaid Expenses</b>		
<a href="#">12-00-16000</a>	Prepaid Insurance	261,594.16
	<b>Total Category 1600 - Prepaid Expenses:</b>	<b>261,594.16</b>
	<b>Total Assets:</b>	<b>390,323.99</b>
		<b><u>390,323.99</u></b>
<b>Liability</b>		
<b>Category: 2600 - Deferred Revenues</b>		
<a href="#">12-00-26000</a>	Deferred Revenue	455,134.42
	<b>Total Category 2600 - Deferred Revenues:</b>	<b>455,134.42</b>
	<b>Total Liability:</b>	<b>455,134.42</b>
<b>Equity</b>		
<b>Category: 2900 - Equity</b>		
<a href="#">12-00-29100</a>	Fund Balance (Reserved)	91,626.74
	<b>Total Category 2900 - Equity:</b>	<b>91,626.74</b>
	<b>Total Beginning Equity:</b>	<b>91,626.74</b>
Total Revenue		0.00
Total Expense		156,437.17
<b>Revenues Over/Under Expenses</b>		<b>-156,437.17</b>
	<b>Total Equity and Current Surplus (Deficit):</b>	<b>-64,810.43</b>
	<b>Total Liabilities, Equity and Current Surplus (Deficit):</b>	<b><u>390,323.99</u></b>

**Balance Sheet**

Account	Name	Balance
<b>Fund: 13 - Illinois Municipal Fund</b>		
<b>Assets</b>		
<b>Category: 1000 - Cash and Investments</b>		
<a href="#">13-00-11101</a>	Allocated Cash	-25,278.64
	<b>Total Category 1000 - Cash and Investments:</b>	<b>-25,278.64</b>
<b>Category: 1210 - Accounts Receivable</b>		
<a href="#">13-00-12160</a>	Property Tax Receivable	114,901.66
	<b>Total Category 1210 - Accounts Receivable:</b>	<b>114,901.66</b>
	<b>Total Assets:</b>	<b>89,623.02</b>
		<b><u>89,623.02</u></b>
<b>Liability</b>		
<b>Category: 2600 - Deferred Revenues</b>		
<a href="#">13-00-26000</a>	Deferred Revenue	114,901.66
	<b>Total Category 2600 - Deferred Revenues:</b>	<b>114,901.66</b>
	<b>Total Liability:</b>	<b>114,901.66</b>
<b>Equity</b>		
<b>Category: 2900 - Equity</b>		
<a href="#">13-00-29100</a>	Fund Balance (Reserved)	24,092.13
	<b>Total Category 2900 - Equity:</b>	<b>24,092.13</b>
	<b>Total Beginning Equity:</b>	<b>24,092.13</b>
Total Revenue		8.84
Total Expense		49,379.61
<b>Revenues Over/Under Expenses</b>		<b>-49,370.77</b>
	<b>Total Equity and Current Surplus (Deficit):</b>	<b>-25,278.64</b>
	<b>Total Liabilities, Equity and Current Surplus (Deficit):</b>	<b><u>89,623.02</u></b>

**Balance Sheet**

Account	Name	Balance
<b>Fund: 14 - Social Security</b>		
<b>Assets</b>		
<b>Category: 1000 - Cash and Investments</b>		
<a href="#">14-00-11101</a>	Allocated Cash	-126,357.75
	<b>Total Category 1000 - Cash and Investments:</b>	<b>-126,357.75</b>
<b>Category: 1210 - Accounts Receivable</b>		
<a href="#">14-00-12160</a>	Property Tax Receivable	319,935.76
	<b>Total Category 1210 - Accounts Receivable:</b>	<b>319,935.76</b>
	<b>Total Assets:</b>	<b>193,578.01</b>
		<b><u>193,578.01</u></b>
<b>Liability</b>		
<b>Category: 2600 - Deferred Revenues</b>		
<a href="#">14-00-26000</a>	Deferred Revenue	319,935.76
	<b>Total Category 2600 - Deferred Revenues:</b>	<b>319,935.76</b>
	<b>Total Liability:</b>	<b>319,935.76</b>
<b>Equity</b>		
<b>Category: 2900 - Equity</b>		
<a href="#">14-00-29100</a>	Fund Balance (Reserved)	-27,901.80
	<b>Total Category 2900 - Equity:</b>	<b>-27,901.80</b>
	<b>Total Beginning Equity:</b>	<b>-27,901.80</b>
Total Revenue		0.00
Total Expense		98,455.95
<b>Revenues Over/Under Expenses</b>		<b>-98,455.95</b>
	<b>Total Equity and Current Surplus (Deficit):</b>	<b>-126,357.75</b>
	<b>Total Liabilities, Equity and Current Surplus (Deficit):</b>	<b><u>193,578.01</u></b>

**Balance Sheet**

Account	Name	Balance
<b>Fund: 15 - Ambulance</b>		
<b>Assets</b>		
<b>Category: 1000 - Cash and Investments</b>		
<a href="#">15-00-10130</a>	Central Bank CD	668,461.33
<a href="#">15-00-11101</a>	Allocated Cash	347,696.74
	<b>Total Category 1000 - Cash and Investments:</b>	<b>1,016,158.07</b>
<b>Category: 1210 - Accounts Receivable</b>		
<a href="#">15-00-12108</a>	Interest & Dividends Receivable	8,775.35
	<b>Total Category 1210 - Accounts Receivable:</b>	<b>8,775.35</b>
	<b>Total Assets:</b>	<b>1,024,933.42</b>
		<b><u>1,024,933.42</u></b>
<b>Liability</b>		
<b>Category: 2110 - Accounts Payable</b>		
<a href="#">15-00-21300</a>	Accounts Payable Allocation	177,305.00
	<b>Total Category 2110 - Accounts Payable:</b>	<b>177,305.00</b>
	<b>Total Liability:</b>	<b>177,305.00</b>
<b>Equity</b>		
<b>Category: 2900 - Equity</b>		
<a href="#">15-00-29100</a>	Fund Balance (Reserved)	958,313.40
	<b>Total Category 2900 - Equity:</b>	<b>958,313.40</b>
	<b>Total Beginning Equity:</b>	<b>958,313.40</b>
Total Revenue		68,357.02
Total Expense		179,042.00
<b>Revenues Over/Under Expenses</b>		<b>-110,684.98</b>
	<b>Total Equity and Current Surplus (Deficit):</b>	<b>847,628.42</b>
	<b>Total Liabilities, Equity and Current Surplus (Deficit):</b>	<b><u>1,024,933.42</u></b>

**Balance Sheet**

<b>Account</b>	<b>Name</b>	<b>Balance</b>	
<b>Fund: 16 - Eastern Gateway TIF</b>			
<b>Assets</b>			
<b>Category: 1000 - Cash and Investments</b>			
<a href="#">16-00-11101</a>	Allocated Cash	-16,151.53	
	<b>Total Category 1000 - Cash and Investments:</b>	<u>-16,151.53</u>	
	<b>Total Assets:</b>	<u>-16,151.53</u>	<u><b>-16,151.53</b></u>
<b>Liability</b>			
	<b>Total Liability:</b>	<u>0.00</u>	
<b>Equity</b>			
<b>Category: 2900 - Equity</b>			
<a href="#">16-00-29200</a>	Fund Balance (Reserved)	-16,151.53	
	<b>Total Category 2900 - Equity:</b>	<u>-16,151.53</u>	
	<b>Total Beginning Equity:</b>	<u>-16,151.53</u>	
Total Revenue		0.00	
Total Expense		0.00	
<b>Revenues Over/Under Expenses</b>		<u>0.00</u>	
	<b>Total Equity and Current Surplus (Deficit):</b>	<u>-16,151.53</u>	
	<b>Total Liabilities, Equity and Current Surplus (Deficit):</b>		<u><u><b>-16,151.53</b></u></u>

**Balance Sheet**

Account	Name	Balance
<b>Fund: 17 - Motor Fuel Tax</b>		
<b>Assets</b>		
<b>Category: 1000 - Cash and Investments</b>		
<a href="#">17-00-10100</a>	Illinois Funds - Motor Fuel Tax	1,187,322.63
<a href="#">17-00-11101</a>	Allocated Cash	28,489.63
	<b>Total Category 1000 - Cash and Investments:</b>	<b>1,215,812.26</b>
<b>Category: 1210 - Accounts Receivable</b>		
<a href="#">17-00-12163</a>	Accounts Receivable From Other Governn	38,241.78
	<b>Total Category 1210 - Accounts Receivable:</b>	<b>38,241.78</b>
	<b>Total Assets:</b>	<b>1,254,054.04</b>
		<b><u>1,254,054.04</u></b>
<b>Liability</b>		
	<b>Total Liability:</b>	<b>0.00</b>
<b>Equity</b>		
<b>Category: 2900 - Equity</b>		
<a href="#">17-00-29100</a>	Fund Balance (Reserved)	1,090,910.12
	<b>Total Category 2900 - Equity:</b>	<b>1,090,910.12</b>
	<b>Total Beginning Equity:</b>	<b>1,090,910.12</b>
Total Revenue		163,143.92
Total Expense		0.00
<b>Revenues Over/Under Expenses</b>		<b>163,143.92</b>
	<b>Total Equity and Current Surplus (Deficit):</b>	<b>1,254,054.04</b>
	<b>Total Liabilities, Equity and Current Surplus (Deficit):</b>	<b><u>1,254,054.04</u></b>

**Balance Sheet**

Account	Name	Balance
<b>Fund: 18 - Utility Tax</b>		
<b>Assets</b>		
<b>Category: 1000 - Cash and Investments</b>		
<a href="#">18-00-11101</a>	Allocated Cash	491,862.93
	<b>Total Category 1000 - Cash and Investments:</b>	<b>491,862.93</b>
<b>Category: 1210 - Accounts Receivable</b>		
<a href="#">18-00-12168</a>	Utility Tax Receivable	64,314.21
	<b>Total Category 1210 - Accounts Receivable:</b>	<b>64,314.21</b>
	<b>Total Assets:</b>	<b>556,177.14</b>
		<b><u>556,177.14</u></b>
<b>Liability</b>		
	<b>Total Liability:</b>	<b>0.00</b>
<b>Equity</b>		
<b>Category: 2900 - Equity</b>		
<a href="#">18-00-29200</a>	Fund Balance (Reserved)	308,691.35
	<b>Total Category 2900 - Equity:</b>	<b>308,691.35</b>
	<b>Total Beginning Equity:</b>	<b>308,691.35</b>
Total Revenue		247,485.79
Total Expense		0.00
<b>Revenues Over/Under Expenses</b>		<b>247,485.79</b>
	<b>Total Equity and Current Surplus (Deficit):</b>	<b>556,177.14</b>
	<b>Total Liabilities, Equity and Current Surplus (Deficit):</b>	<b><u>556,177.14</u></b>

**Balance Sheet**

Account	Name	Balance
<b>Fund: 19 - Hotel-Motel Tax</b>		
<b>Assets</b>		
<b>Category: 1000 - Cash and Investments</b>		
<a href="#">19-00-10160</a>	Stillman Bank 6 m CD	219,777.62
<a href="#">19-00-11101</a>	Allocated Cash	-17,041.28
	<b>Total Category 1000 - Cash and Investments:</b>	<b>202,736.34</b>
<b>Category: 1210 - Accounts Receivable</b>		
<a href="#">19-00-12100</a>	Accounts Receivable	20,834.21
<a href="#">19-00-12108</a>	Interest & Dividends Rreceivable	4,673.13
	<b>Total Category 1210 - Accounts Receivable:</b>	<b>25,507.34</b>
	<b>Total Assets:</b>	<b>228,243.68</b>
<b>Liability</b>		
<b>Category: 2110 - Accounts Payable</b>		
<a href="#">19-00-21300</a>	Accounts Payable Allocation	1,451.65
	<b>Total Category 2110 - Accounts Payable:</b>	<b>1,451.65</b>
<b>Category: 2200 - Accrued Payroll</b>		
<a href="#">19-00-22000</a>	Wage Payable	205.48
<a href="#">19-00-22010</a>	Accrued Benefits	77.29
	<b>Total Category 2200 - Accrued Payroll:</b>	<b>282.77</b>
	<b>Total Liability:</b>	<b>1,734.42</b>
<b>Equity</b>		
<b>Category: 2900 - Equity</b>		
<a href="#">19-00-29100</a>	Fund Balance (Reserved)	282,977.33
	<b>Total Category 2900 - Equity:</b>	<b>282,977.33</b>
	<b>Total Beginning Equity:</b>	<b>282,977.33</b>
Total Revenue		76,381.03
Total Expense		132,849.10
<b>Revenues Over/Under Expenses</b>		<b>-56,468.07</b>
	<b>Total Equity and Current Surplus (Deficit):</b>	<b>226,509.26</b>
	<b>Total Liabilities, Equity and Current Surplus (Deficit):</b>	<b>228,243.68</b>

**Balance Sheet**

Account	Name	Balance
<b>Fund: 20 - Sales Tax</b>		
<b>Assets</b>		
<b>Category: 1000 - Cash and Investments</b>		
<a href="#">20-00-10100</a>	Illinois Funds - Non Home Rule Sales Tax	4,326,048.25
<a href="#">20-00-11101</a>	Allocated Cash	-2,967,387.06
	<b>Total Category 1000 - Cash and Investments:</b>	<b>1,358,661.19</b>
<b>Category: 1210 - Accounts Receivable</b>		
<a href="#">20-00-12167</a>	Sales Tax Receivable	485,018.05
	<b>Total Category 1210 - Accounts Receivable:</b>	<b>485,018.05</b>
	<b>Total Assets:</b>	<b>1,843,679.24</b>
		<b><u>1,843,679.24</u></b>
<b>Liability</b>		
	<b>Total Liability:</b>	<b>0.00</b>
<b>Equity</b>		
<b>Category: 2900 - Equity</b>		
<a href="#">20-00-29200</a>	Fund Balance (Reserved)	1,157,330.26
	<b>Total Category 2900 - Equity:</b>	<b>1,157,330.26</b>
	<b>Total Beginning Equity:</b>	<b>1,157,330.26</b>
Total Revenue		754,348.98
Total Expense		68,000.00
<b>Revenues Over/Under Expenses</b>		<b>686,348.98</b>
	<b>Total Equity and Current Surplus (Deficit):</b>	<b>1,843,679.24</b>
	<b>Total Liabilities, Equity and Current Surplus (Deficit):</b>	<b><u>1,843,679.24</u></b>

**Balance Sheet**

Account	Name	Balance
<b>Fund: 21 - Lighthouse Pointe TIF</b>		
<b>Assets</b>		
<b>Category: 1000 - Cash and Investments</b>		
<a href="#">21-00-10160</a>	Stillman Bank 6 m CD	549,444.08
<a href="#">21-00-11101</a>	Allocated Cash	1,106,882.24
	<b>Total Category 1000 - Cash and Investments:</b>	<b>1,656,326.32</b>
<b>Category: 1210 - Accounts Receivable</b>		
<a href="#">21-00-12108</a>	Interest & Dividends Receivable	11,643.06
	<b>Total Category 1210 - Accounts Receivable:</b>	<b>11,643.06</b>
	<b>Total Assets:</b>	<b>1,667,969.38</b>
		<b><u>1,667,969.38</u></b>
<b>Liability</b>		
<b>Category: 2110 - Accounts Payable</b>		
<a href="#">21-00-21300</a>	Accounts Payable Allocation	24,325.00
	<b>Total Category 2110 - Accounts Payable:</b>	<b>24,325.00</b>
	<b>Total Liability:</b>	<b>24,325.00</b>
<b>Equity</b>		
<b>Category: 2900 - Equity</b>		
<a href="#">21-00-29200</a>	Fund Balance (Reserved)	1,662,410.37
	<b>Total Category 2900 - Equity:</b>	<b>1,662,410.37</b>
	<b>Total Beginning Equity:</b>	<b>1,662,410.37</b>
Total Revenue		5,724.01
Total Expense		24,490.00
<b>Revenues Over/Under Expenses</b>		<b>-18,765.99</b>
	<b>Total Equity and Current Surplus (Deficit):</b>	<b>1,643,644.38</b>
	<b>Total Liabilities, Equity and Current Surplus (Deficit):</b>	<b><u>1,667,969.38</u></b>

**Balance Sheet**

Account	Name	Balance
<b>Fund: 22 - Foreign Fire Insurance</b>		
<b>Assets</b>		
<b>Category: 1000 - Cash and Investments</b>		
<a href="#">22-00-10100</a>	Foreign Fire Insurance	34,380.38
	<b>Total Category 1000 - Cash and Investments:</b>	<u>34,380.38</u>
	<b>Total Assets:</b>	<u>34,380.38</u> <u><u>34,380.38</u></u>
<b>Liability</b>		
	<b>Total Liability:</b>	<u>0.00</u>
<b>Equity</b>		
<b>Category: 2900 - Equity</b>		
<a href="#">22-00-29100</a>	Fund Balance (Reserved)	37,509.56
	<b>Total Category 2900 - Equity:</b>	<u>37,509.56</u>
	<b>Total Beginning Equity:</b>	<u>37,509.56</u>
Total Revenue		215.28
Total Expense		<u>3,344.46</u>
<b>Revenues Over/Under Expenses</b>		<u>-3,129.18</u>
	<b>Total Equity and Current Surplus (Deficit):</b>	<u>34,380.38</u>
	<b>Total Liabilities, Equity and Current Surplus (Deficit):</b>	<u><u>34,380.38</u></u>

**Balance Sheet**

Account	Name	Balance
<b>Fund: 23 - Downtown &amp; Southern Gateway TIF</b>		
<b>Assets</b>		
<b>Category: 1000 - Cash and Investments</b>		
<a href="#">23-00-11101</a>	Allocated Cash	-51,062.18
	<b>Total Category 1000 - Cash and Investments:</b>	<b>-51,062.18</b>
<b>Category: 1100 - Restricted Assets</b>		
<a href="#">23-00-11017</a>	Downtown TIF Bond	2,589,869.88
	<b>Total Category 1100 - Restricted Assets:</b>	<b>2,589,869.88</b>
	<b>Total Assets:</b>	<b>2,538,807.70</b>
		<b><u>2,538,807.70</u></b>
<b>Liability</b>		
<b>Category: 2110 - Accounts Payable</b>		
<a href="#">23-00-21300</a>	Accounts Payable Allocation	87,241.54
	<b>Total Category 2110 - Accounts Payable:</b>	<b>87,241.54</b>
	<b>Total Liability:</b>	<b>87,241.54</b>
<b>Equity</b>		
<b>Category: 2900 - Equity</b>		
<a href="#">23-00-29200</a>	Fund Balance (Reserved)	2,660,898.58
	<b>Total Category 2900 - Equity:</b>	<b>2,660,898.58</b>
	<b>Total Beginning Equity:</b>	<b>2,660,898.58</b>
Total Revenue		15,342.68
Total Expense		224,675.10
<b>Revenues Over/Under Expenses</b>		<b>-209,332.42</b>
	<b>Total Equity and Current Surplus (Deficit):</b>	<b>2,451,566.16</b>
	<b>Total Liabilities, Equity and Current Surplus (Deficit):</b>	<b><u>2,538,807.70</u></b>

**Balance Sheet**

Account	Name	Balance	
<b>Fund: 24 - Overweight Truck Permit</b>			
<b>Assets</b>			
<b>Category: 1000 - Cash and Investments</b>			
<a href="#">24-00-10130</a>	Central Bank CD	55,636.86	
<a href="#">24-00-11101</a>	Allocated Cash	123,426.83	
	<b>Total Category 1000 - Cash and Investments:</b>	<b>179,063.69</b>	
<b>Category: 1210 - Accounts Receivable</b>			
<a href="#">24-00-12108</a>	Interest & Dividends Receivable	730.37	
	<b>Total Category 1210 - Accounts Receivable:</b>	<b>730.37</b>	
	<b>Total Assets:</b>	<b>179,794.06</b>	<b>179,794.06</b>
<b>Liability</b>			
<b>Category: 9999 - History</b>			
<a href="#">24-00-21902</a>	OTF Overpayments From County	1,765.50	
	<b>Total Category 9999 - History:</b>	<b>1,765.50</b>	
	<b>Total Liability:</b>	<b>1,765.50</b>	
<b>Equity</b>			
<b>Category: 2900 - Equity</b>			
<a href="#">24-00-29200</a>	Fund Balance (Reserved)	161,846.59	
	<b>Total Category 2900 - Equity:</b>	<b>161,846.59</b>	
	<b>Total Beginning Equity:</b>	<b>161,846.59</b>	
Total Revenue		16,181.97	
Total Expense		0.00	
<b>Revenues Over/Under Expenses</b>		<b>16,181.97</b>	
	<b>Total Equity and Current Surplus (Deficit):</b>	<b>178,028.56</b>	
	<b>Total Liabilities, Equity and Current Surplus (Deficit):</b>	<b>179,794.06</b>	<b>179,794.06</b>

**Balance Sheet**

Account	Name	Balance
<b>Fund: 25 - Northern Gateway TIF</b>		
<b>Assets</b>		
<b>Category: 1000 - Cash and Investments</b>		
<a href="#">25-00-11101</a>	Allocated Cash	213,350.17
	<b>Total Category 1000 - Cash and Investments:</b>	<b>213,350.17</b>
	<b>Total Assets:</b>	<b>213,350.17</b>
		<b><u>213,350.17</u></b>
<b>Liability</b>		
<b>Category: 2110 - Accounts Payable</b>		
<a href="#">25-00-21300</a>	Accounts Payable Allocation	2,255.00
	<b>Total Category 2110 - Accounts Payable:</b>	<b>2,255.00</b>
	<b>Total Liability:</b>	<b>2,255.00</b>
<b>Equity</b>		
<b>Category: 2900 - Equity</b>		
<a href="#">25-00-29200</a>	Fund Balance (Reserved)	212,356.51
	<b>Total Category 2900 - Equity:</b>	<b>212,356.51</b>
	<b>Total Beginning Equity:</b>	<b>212,356.51</b>
Total Revenue		1,103.66
Total Expense		2,365.00
<b>Revenues Over/Under Expenses</b>		<b>-1,261.34</b>
	<b>Total Equity and Current Surplus (Deficit):</b>	<b>211,095.17</b>
	<b>Total Liabilities, Equity and Current Surplus (Deficit):</b>	<b><u>213,350.17</u></b>

**Balance Sheet**

Account	Name	Balance
<b>Fund: 36 - Capital Improvement</b>		
<b>Assets</b>		
<b>Category: 1000 - Cash and Investments</b>		
<a href="#">36-00-11101</a>	Allocated Cash	-1,491,749.64
	<b>Total Category 1000 - Cash and Investments:</b>	<b>-1,491,749.64</b>
<b>Category: 1100 - Restricted Assets</b>		
<a href="#">36-00-11003</a>	Cash Held at Paying Agent	640,100.00
	<b>Total Category 1100 - Restricted Assets:</b>	<b>640,100.00</b>
	<b>Total Assets:</b>	<b>-851,649.64</b>
<b>Liability</b>		
<b>Category: 2110 - Accounts Payable</b>		
<a href="#">36-00-21100</a>	Accounts Payable	-20,374.50
<a href="#">36-00-21300</a>	Accounts Payable Allocation	123,096.55
	<b>Total Category 2110 - Accounts Payable:</b>	<b>102,722.05</b>
	<b>Total Liability:</b>	<b>102,722.05</b>
<b>Equity</b>		
<b>Category: 2900 - Equity</b>		
<a href="#">36-00-29100</a>	Fund Balance (Reserved)	-642,170.14
	<b>Total Category 2900 - Equity:</b>	<b>-642,170.14</b>
	<b>Total Beginning Equity:</b>	<b>-642,170.14</b>
Total Revenue		0.00
Total Expense		312,201.55
<b>Revenues Over/Under Expenses</b>		<b>-312,201.55</b>
	<b>Total Equity and Current Surplus (Deficit):</b>	<b>-954,371.69</b>
	<b>Total Liabilities, Equity and Current Surplus (Deficit):</b>	<b><u>-851,649.64</u></b>

**Balance Sheet**

Account	Name	Balance
<b>Fund: 37 - Stormwater</b>		
<b>Assets</b>		
<b>Category: 1000 - Cash and Investments</b>		
<a href="#">37-00-11101</a>	Allocated Cash	124,531.31
	<b>Total Category 1000 - Cash and Investments:</b>	<u>124,531.31</u>
	<b>Total Assets:</b>	<u>124,531.31</u> <u><u>124,531.31</u></u>
<b>Liability</b>		
	<b>Total Liability:</b>	<u>0.00</u>
<b>Equity</b>		
<b>Category: 2900 - Equity</b>		
<a href="#">37-00-29200</a>	Fund Balance (Unreserved)	128,794.68
	<b>Total Category 2900 - Equity:</b>	<u>128,794.68</u>
	<b>Total Beginning Equity:</b>	<u>128,794.68</u>
Total Revenue		1,111.63
Total Expense		<u>5,375.00</u>
<b>Revenues Over/Under Expenses</b>		<u>-4,263.37</u>
	<b>Total Equity and Current Surplus (Deficit):</b>	<u>124,531.31</u>
	<b>Total Liabilities, Equity and Current Surplus (Deficit):</b>	<u><u>124,531.31</u></u>

**Balance Sheet**

Account	Name	Balance
<b>Fund: 51 - Water</b>		
<b>Assets</b>		
<b>Category: 1000 - Cash and Investments</b>		
<a href="#">51-00-10126</a>	Illinois Funds - Water	1,680,888.74
<a href="#">51-00-11101</a>	Allocated Cash	164,330.29
	<b>Total Category 1000 - Cash and Investments:</b>	<b>1,845,219.03</b>
<b>Category: 1100 - Restricted Assets</b>		
<a href="#">51-00-11008</a>	Cash Held at Paying Agent	79,913.13
	<b>Total Category 1100 - Restricted Assets:</b>	<b>79,913.13</b>
<b>Category: 1210 - Accounts Receivable</b>		
<a href="#">51-00-12130</a>	Miscellaneous Accounts Receivable	857.00
<a href="#">51-00-12140</a>	Lease Receivable	1,027,534.93
	<b>Total Category 1210 - Accounts Receivable:</b>	<b>1,028,391.93</b>
<b>Category: 1212 - Customer Billing</b>		
<a href="#">51-00-12120</a>	Customer Billing	328,361.36
<a href="#">51-00-12125</a>	Unbilled Accounts Receivable	67,243.00
<a href="#">51-00-12129</a>	Collections Receivable	23,741.39
	<b>Total Category 1212 - Customer Billing:</b>	<b>419,345.75</b>
<b>Category: 1430 - 1430</b>		
<a href="#">51-00-14300</a>	Accum Prov For Uncollectible	-217,370.71
	<b>Total Category 1430 - 1430:</b>	<b>-217,370.71</b>
<b>Category: 1500 - Capital Assets</b>		
<a href="#">51-00-15100</a>	General Plant	692,799.66
<a href="#">51-00-15101</a>	Land and Land Rights	257,914.69
<a href="#">51-00-15102</a>	Water Well # 11	4,537,805.60
<a href="#">51-00-15103</a>	Dist Reservoirs & Standpipes	953,208.22
<a href="#">51-00-15104</a>	Services	560,664.29
<a href="#">51-00-15105</a>	Water Mains	13,254,650.14
<a href="#">51-00-15106</a>	UPIS-Transportation Equipment	59,363.49
<a href="#">51-00-15107</a>	Water Valves	241,607.49
<a href="#">51-00-15108</a>	Water Hydrants	421,495.10
<a href="#">51-00-15109</a>	Water Well # 4	2,639,352.07
<a href="#">51-00-15110</a>	Water Well # 10	1,203,126.25
<a href="#">51-00-15111</a>	Miscellaneous Equipment	148,874.80
<a href="#">51-00-15112</a>	Water Well # 12	7,621,222.67
<a href="#">51-00-15113</a>	Water Well # 9	31,639.81
<a href="#">51-00-15114</a>	Land and Land Rights	14,610.47
<a href="#">51-00-15115</a>	Meters	887,620.67
<a href="#">51-00-15116</a>	Communication Equipment	17,599.00
<a href="#">51-00-15120</a>	Construction Work in Progress	7,803,607.62
<a href="#">51-00-15122</a>	Completed Const Not Classified	2,730,126.51
<a href="#">51-00-15123</a>	Accumulated Provision For Depr	-14,856,565.34
<a href="#">51-00-15124</a>	Water Well #8	256,891.10
<a href="#">51-00-15306</a>	Intangible Asset	92,569.52
<a href="#">51-00-15336</a>	Accum Amortization - Intangible Asset	-80,400.27
<a href="#">51-00-15900</a>	Asset Retirement Obligation	-465,300.00
	<b>Total Category 1500 - Capital Assets:</b>	<b>29,024,483.56</b>
<b>Category: 1600 - Prepaid Expenses</b>		
<a href="#">51-00-16000</a>	Prepaid Insurance	61,402.39
	<b>Total Category 1600 - Prepaid Expenses:</b>	<b>61,402.39</b>
<b>Category: 1900 - Deferred Assets</b>		
<a href="#">51-00-19100</a>	Deferred Outflows of Resources	173,759.09
<a href="#">51-00-19101</a>	Deferred Outflows - OPEB	31,225.00
<a href="#">51-00-19102</a>	Deferred Outflows - ARO	433,719.54
	<b>Total Category 1900 - Deferred Assets:</b>	<b>638,703.63</b>
	<b>Total Assets:</b>	<b>32,880,088.71</b>
		<b><u>32,880,088.71</u></b>

**Liability**

**Balance Sheet**

Account	Name	Balance
<b>Category: 2110 - Accounts Payable</b>		
<a href="#">51-00-21300</a>	Accounts Payable Allocation	246,764.07
	<b>Total Category 2110 - Accounts Payable:</b>	<b>246,764.07</b>
<b>Category: 2200 - Accrued Payroll</b>		
<a href="#">51-00-22000</a>	Wage Payable	6,087.58
<a href="#">51-00-22009</a>	Accrued Vacation	117,899.60
<a href="#">51-00-22010</a>	Accrued Benefits	2,669.14
	<b>Total Category 2200 - Accrued Payroll:</b>	<b>126,656.32</b>
<b>Category: 2300 - RETAINAGE PAYABLE</b>		
<a href="#">51-00-23000</a>	Retainage Payable	-335,985.03
	<b>Total Category 2300 - RETAINAGE PAYABLE:</b>	<b>-335,985.03</b>
<b>Category: 2600 - Deferred Revenues</b>		
<a href="#">51-00-26500</a>	Lessor Deferred Inflow	950,060.44
	<b>Total Category 2600 - Deferred Revenues:</b>	<b>950,060.44</b>
<b>Category: 2700 - Long-Term Liabilities</b>		
<a href="#">51-00-27102</a>	IEPA Loan - Well #12 and Tower L174882	2,234,689.29
<a href="#">51-00-27103</a>	IEPA Loan - Well #11 Radium Removal L17	1,903,493.67
<a href="#">51-00-27104</a>	IEPA Loan - Well #12 Radium Removal L17	1,181,140.95
<a href="#">51-00-27303</a>	Interest Payable-IEPA L174882	3,463.77
<a href="#">51-00-27304</a>	Interest Payable-IEPA L175426	12,563.06
<a href="#">51-00-27305</a>	Interest Payable-IEPA L175571	2,037.47
<a href="#">51-00-27403</a>	IMRF Payable - Net Pension Obligation	56,824.22
<a href="#">51-00-27406</a>	OPEB Liability	55,041.00
<a href="#">51-00-27600</a>	Lease Liability	12,268.32
	<b>Total Category 2700 - Long-Term Liabilities:</b>	<b>5,461,521.75</b>
<b>Category: 2790 - Deferred Liabilities</b>		
<a href="#">51-00-26300</a>	Deferred Inflows - OPEB	4,651.00
<a href="#">51-00-27905</a>	Deferred Inflows	3,190.50
	<b>Total Category 2790 - Deferred Liabilities:</b>	<b>7,841.50</b>
	<b>Total Liability:</b>	<b>6,456,859.05</b>
<b>Equity</b>		
<b>Category: 2900 - Equity</b>		
<a href="#">51-00-29100</a>	Fund Balance (Reserved)	5,069,536.38
<a href="#">51-00-29300</a>	Unappropriated Retained Earnings	20,576,084.04
<a href="#">51-00-29500</a>	Contributions In Aid Of Construction	224,179.33
<a href="#">51-00-29501</a>	Accum Amort of Contribution in Aid of Co	-40,491.28
	<b>Total Category 2900 - Equity:</b>	<b>25,829,308.47</b>
	<b>Total Beginning Equity:</b>	<b>25,829,308.47</b>
Total Revenue		1,755,721.73
Total Expense		1,161,800.54
<b>Revenues Over/Under Expenses</b>		<b>593,921.19</b>
	<b>Total Equity and Current Surplus (Deficit):</b>	<b>26,423,229.66</b>
	<b>Total Liabilities, Equity and Current Surplus (Deficit):</b>	<b><u>32,880,088.71</u></b>

**Balance Sheet**

Account	Name	Balance
<b>Fund: 52 - Water Reclamation</b>		
<b>Assets</b>		
<b>Category: 1000 - Cash and Investments</b>		
<a href="#">52-50-10110</a>	Petty Cash	200.00
<a href="#">52-50-10126</a>	Illinois Funds - Water Reclamation	1,681,222.55
<a href="#">52-50-11002</a>	First State Bank CD	308,095.87
<a href="#">52-50-11006</a>	Stillman Bank 6 m CD	3,444,110.18
<a href="#">52-50-11101</a>	Allocated Cash	208,295.61
	<b>Total Category 1000 - Cash and Investments:</b>	<b>5,641,924.21</b>
<b>Category: 1100 - Restricted Assets</b>		
<a href="#">52-50-11008</a>	Cash Held at Paying Agent	138,795.88
<a href="#">52-50-11009</a>	CDBG Grant 19-242040	103,751.59
	<b>Total Category 1100 - Restricted Assets:</b>	<b>242,547.47</b>
<b>Category: 1210 - Accounts Receivable</b>		
<a href="#">52-50-12100</a>	Accounts Receivable	258,365.18
<a href="#">52-50-12108</a>	Interest & Dividends Receivable	6,069.62
<a href="#">52-50-12130</a>	Miscellaneous Accounts Receivable	38,151.23
	<b>Total Category 1210 - Accounts Receivable:</b>	<b>302,586.03</b>
<b>Category: 1212 - Customer Billing</b>		
<a href="#">52-50-12120</a>	Customer Billing	169,471.06
<a href="#">52-50-12125</a>	Unbilled Accounts Receivable	75,258.00
<a href="#">52-50-12129</a>	Collections Receivable	26,217.09
	<b>Total Category 1212 - Customer Billing:</b>	<b>270,946.15</b>
<b>Category: 1290 - Special Assessments</b>		
<a href="#">52-50-12900</a>	Special Assessments - Deferred	40,959.46
	<b>Total Category 1290 - Special Assessments:</b>	<b>40,959.46</b>
<b>Category: 1430 - 1430</b>		
<a href="#">52-50-14300</a>	Accum Prov For Uncollectible	-68,212.58
	<b>Total Category 1430 - 1430:</b>	<b>-68,212.58</b>
<b>Category: 1500 - Capital Assets</b>		
<a href="#">52-50-15000</a>	Utility Plant in Service	814,519.64
<a href="#">52-50-15124</a>	Utility Plant in Service - General Plant	4,227,742.16
<a href="#">52-50-15125</a>	Utility Plant in Service - Treatment Plant	19,358,830.35
<a href="#">52-50-15126</a>	Utility Plant in Service - Lift Stations	1,526,844.49
<a href="#">52-50-15127</a>	Utility Plant in Service - Manholes	688,586.64
<a href="#">52-50-15128</a>	Treatment Plant Equipment	894,198.59
<a href="#">52-50-15129</a>	Southview Lift Station	10,876.34
<a href="#">52-50-15130</a>	1st Avenue Lift Station	223,073.60
<a href="#">52-50-15131</a>	Wiscold Lift Station	2,366.54
<a href="#">52-50-15132</a>	Route 38 Lift Station	251,712.01
<a href="#">52-50-15133</a>	Akeson Park Lift Station	328,680.00
<a href="#">52-50-15134</a>	Treatment Plant Domestic Lift Station	236,550.00
<a href="#">52-50-15135</a>	Veteran's Parkway Replacement	532,645.50
<a href="#">52-50-15136</a>	Westwood Sewer Extension	945,362.52
<a href="#">52-50-15137</a>	Squires Landing	1,820.19
<a href="#">52-50-15138</a>	Janet Avenue Sewer Replacement	4,500.00
<a href="#">52-50-15139</a>	Sewer Mains	6,597,126.27
<a href="#">52-50-15140</a>	West Side Sewer Interceptor	2,471,888.02
<a href="#">52-50-15141</a>	West Side Sewer Interceptor Manholes	603,934.41
<a href="#">52-50-15142</a>	Intermodal Interceptor	3,000,696.96
<a href="#">52-50-15143</a>	Lakeview Sewer Lining	515,126.63
<a href="#">52-50-15144</a>	First Avenue Upgrade	957,374.12
<a href="#">52-50-15145</a>	Ritchie Court Sewer	103,718.14
<a href="#">52-50-15146</a>	Land and Land Rights	160,938.40
<a href="#">52-50-15147</a>	Structures and Improvements	378,256.52
<a href="#">52-50-15149</a>	Gravity Collection Sewers	23,654.27
<a href="#">52-50-15150</a>	Meters	221,174.17
<a href="#">52-50-15151</a>	Office Furniture and Equipment	8,417.00
<a href="#">52-50-15152</a>	Laboratory Equipment	2,284.97

**Balance Sheet**

Account	Name	Balance	
<a href="#">52-50-15153</a>	Communication Equipment	93,443.89	
<a href="#">52-50-15157</a>	Construction Work in Progress	11,545,273.27	
<a href="#">52-50-15160</a>	SCADA System	7,495.17	
<a href="#">52-50-15161</a>	Membrane - Air Diffusers	6,533.92	
<a href="#">52-50-15162</a>	Pumps and Control Panels	22,689.78	
<a href="#">52-50-15163</a>	One Ton Truck	41,432.31	
<a href="#">52-50-15164</a>	Completed Const Not Classified	7,329,586.38	
<a href="#">52-50-15165</a>	Accumulated Provision For Depr	-34,600,868.49	
<a href="#">52-50-15166</a>	Transportation	55,114.00	
<a href="#">52-50-15300</a>	Intangible Asset	76,447.42	
<a href="#">52-50-15336</a>	Accum Amortization - Intangible Asset	-33,671.50	
	<b>Total Category 1500 - Capital Assets:</b>	<b>29,636,374.60</b>	
<b>Category: 1600 - Prepaid Expenses</b>			
<a href="#">52-50-16000</a>	Prepaid Insurance	102,112.23	
	<b>Total Category 1600 - Prepaid Expenses:</b>	<b>102,112.23</b>	
<b>Category: 1900 - Deferred Assets</b>			
<a href="#">52-50-19100</a>	Deferred Outflows of Resources	463,071.12	
<a href="#">52-50-19101</a>	Deferred Outflows - OPEB	83,738.00	
	<b>Total Category 1900 - Deferred Assets:</b>	<b>546,809.12</b>	
	<b>Total Assets:</b>	<b>36,716,046.69</b>	<b><u>36,716,046.69</u></b>

**Liability**

<b>Category: 2110 - Accounts Payable</b>			
<a href="#">52-00-21300</a>	Accounts Payable Allocation	61,552.52	
	<b>Total Category 2110 - Accounts Payable:</b>	<b>61,552.52</b>	
<b>Category: 2200 - Accrued Payroll</b>			
<a href="#">52-50-22000</a>	Wage Payable	35,868.77	
<a href="#">52-50-22009</a>	Accrued Vacation	140,250.52	
<a href="#">52-50-22010</a>	Accrued Benefits	3,048.96	
	<b>Total Category 2200 - Accrued Payroll:</b>	<b>179,168.25</b>	
<b>Category: 2300 - RETAINAGE PAYABLE</b>			
<a href="#">52-50-23000</a>	Retainage Payable	-547,947.48	
	<b>Total Category 2300 - RETAINAGE PAYABLE:</b>	<b>-547,947.48</b>	
<b>Category: 2700 - Long-Term Liabilities</b>			
<a href="#">52-50-27105</a>	IEPA Loan - Askvig L1726800	57,159.04	
<a href="#">52-50-27305</a>	Lease Liability	43,217.08	
<a href="#">52-50-27306</a>	Interest Payable Accrued-IEPA WWTP Upd	19,281.16	
<a href="#">52-50-27307</a>	Interest Payable Accrued-IEPA Askvig	178.63	
<a href="#">52-50-27403</a>	IMRF Payable - Net Pension Obligation	147,409.32	
<a href="#">52-50-27406</a>	OPEB Liability	147,612.00	
<a href="#">52-50-27409</a>	IEPA L175516 Water Recl Plant Improvem	3,921,591.19	
<a href="#">52-50-27410</a>	IEPA L174374	613,117.34	
	<b>Total Category 2700 - Long-Term Liabilities:</b>	<b>4,949,565.76</b>	
<b>Category: 2790 - Deferred Liabilities</b>			
<a href="#">52-50-26300</a>	Deferred Inflows - OPEB	12,470.00	
<a href="#">52-50-27905</a>	Deferred Inflows	8,453.08	
	<b>Total Category 2790 - Deferred Liabilities:</b>	<b>20,923.08</b>	
	<b>Total Liability:</b>	<b>4,663,262.13</b>	

**Equity**

<b>Category: 2900 - Equity</b>			
<a href="#">52-50-29100</a>	Fund Balance (Reserved)	7,453,169.83	
<a href="#">52-50-29300</a>	Unappropriated Retained Earnings	17,250,888.74	
<a href="#">52-50-29510</a>	Contribution In Aid Of Const	687,662.79	
<a href="#">52-50-29511</a>	CIAC-Pumping Structures	72,130.24	
<a href="#">52-50-29512</a>	CIAC-Treatment Structures	5,130,229.31	
<a href="#">52-50-29513</a>	CIAC-Disposal Structures	257,535.89	
<a href="#">52-50-29514</a>	CIAC-General Plant Structures	1,719,759.69	
<a href="#">52-50-29515</a>	CIAC-Pumping Equipment	6,590.49	

**Balance Sheet**

<b>Account</b>	<b>Name</b>	<b>Balance</b>
<a href="#">52-50-29516</a>	CIAC-Treatment Equipment	1,463,337.97
<a href="#">52-50-29517</a>	CIAC-Disposal Equipment	647,356.35
<a href="#">52-50-29518</a>	CIAC-Distribution Main	11,177.00
<a href="#">52-50-29550</a>	Acc Amort CAOC-Services	-116,276.00
<a href="#">52-50-29551</a>	Acc Amort CIAC-Pumping Struct	-17,123.88
<a href="#">52-50-29552</a>	Acc Amort CIAC-Treatmnt Struct	-1,217,941.92
<a href="#">52-50-29553</a>	Acc Amort CIAC-Disposal Struct	-61,140.12
<a href="#">52-50-29554</a>	Acc Amort CIAC-Gen Plt Struct	-408,279.12
<a href="#">52-50-29555</a>	Acc Amort CIAC-Pumping Equip	-3,752.70
<a href="#">52-50-29556</a>	Acc Amort CIAC-Treatment Plant	-833,302.86
<a href="#">52-50-29557</a>	Acc Amort CIAC-Disposal Equip	-368,639.22
<a href="#">52-50-29558</a>	Acc Amort CIAC-Dist Main	-558.96
	<b>Total Category 2900 - Equity:</b>	<b><u>31,672,823.52</u></b>
	<b>Total Beginning Equity:</b>	<b><u>31,672,823.52</u></b>
Total Revenue		1,501,472.62
Total Expense		<u>1,121,511.58</u>
<b>Revenues Over/Under Expenses</b>		<b>379,961.04</b>
	<b>Total Equity and Current Surplus (Deficit):</b>	<b>32,052,784.56</b>
	<b>Total Liabilities, Equity and Current Surplus (Deficit):</b>	<b><u><u>36,716,046.69</u></u></b>

**Balance Sheet**

Account	Name	Balance
<b>Fund: 53 - Solid Waste</b>		
<b>Assets</b>		
<b>Category: 1000 - Cash and Investments</b>		
<a href="#">53-00-10130</a>	Holcomb Bank Money Market	560,871.76
<a href="#">53-00-10131</a>	Illinois Funds - Solid Waste	4,539,113.18
<a href="#">53-00-11101</a>	Allocated Cash	-743,967.36
	<b>Total Category 1000 - Cash and Investments:</b>	<b>4,356,017.58</b>
<b>Category: 1210 - Accounts Receivable</b>		
<a href="#">53-00-12100</a>	Accounts Receivable	371,458.94
	<b>Total Category 1210 - Accounts Receivable:</b>	<b>371,458.94</b>
<b>Category: 1500 - Capital Assets</b>		
<a href="#">53-00-15167</a>	Land & Land Rights	708,562.77
<a href="#">53-00-15168</a>	Structures & Improvements	22,694.61
<a href="#">53-00-15169</a>	Structures & Improvements - Accum Depr	-22,694.61
<a href="#">53-00-15170</a>	Miscellaneous Equipment	850,117.40
<a href="#">53-00-15171</a>	Miscellaneous Equipment - Accum Deprec	-415,073.43
<a href="#">53-00-15172</a>	Other Tangible Property	125,386.27
<a href="#">53-00-15173</a>	Other Tangible Property - Accum Depreci	-125,386.27
	<b>Total Category 1500 - Capital Assets:</b>	<b>1,143,606.74</b>
<b>Category: 1600 - Prepaid Expenses</b>		
<a href="#">53-00-16000</a>	Prepaid Insurance	15,674.50
	<b>Total Category 1600 - Prepaid Expenses:</b>	<b>15,674.50</b>
	<b>Total Assets:</b>	<b>5,886,757.76</b>
		<b><u>5,886,757.76</u></b>
<b>Liability</b>		
<b>Category: 2410 - Other Liabilities</b>		
<a href="#">53-00-24100</a>	Investment - General Fund	180,780.61
	<b>Total Category 2410 - Other Liabilities:</b>	<b>180,780.61</b>
	<b>Total Liability:</b>	<b>180,780.61</b>
<b>Equity</b>		
<b>Category: 2900 - Equity</b>		
<a href="#">53-00-29200</a>	Fund Balance (Unreserved)	5,552,171.03
	<b>Total Category 2900 - Equity:</b>	<b>5,552,171.03</b>
	<b>Total Beginning Equity:</b>	<b>5,552,171.03</b>
Total Revenue		555,177.70
Total Expense		401,371.58
<b>Revenues Over/Under Expenses</b>		<b>153,806.12</b>
	<b>Total Equity and Current Surplus (Deficit):</b>	<b>5,705,977.15</b>
	<b>Total Liabilities, Equity and Current Surplus (Deficit):</b>	<b><u>5,886,757.76</u></b>

**Balance Sheet**

Account	Name	Balance
<b>Fund: 54 - Electric</b>		
<b>Assets</b>		
<b>Category: 1000 - Cash and Investments</b>		
<a href="#">54-00-11101</a>	Allocated Cash	7,960,774.95
<a href="#">54-60-10110</a>	Petty Cash	200.00
<a href="#">54-90-10110</a>	Petty Cash	1,150.00
<a href="#">54-90-10126</a>	Illinois Funds - Electric	11,777,407.71
<a href="#">54-90-10133</a>	Central Bank Investment	2,207,163.73
<a href="#">54-90-10144</a>	Stillman Bank 12 m CD	5,711,924.79
	<b>Total Category 1000 - Cash and Investments:</b>	<b>27,658,621.18</b>
<b>Category: 1100 - Restricted Assets</b>		
<a href="#">54-90-11010</a>	Other Special Deposits (PJM Collateral)	704,745.52
<a href="#">54-90-11016</a>	2021-2022 Electric Bond	1,765,938.64
	<b>Total Category 1100 - Restricted Assets:</b>	<b>2,470,684.16</b>
<b>Category: 1210 - Accounts Receivable</b>		
<a href="#">54-90-12108</a>	Interest & Dividends Receivable	12,777.50
<a href="#">54-90-12131</a>	Miscellaneous Accounts Receivable	106,055.90
<a href="#">54-90-12164</a>	Accounts Receivable from Other Funds	409,044.42
	<b>Total Category 1210 - Accounts Receivable:</b>	<b>527,877.82</b>
<b>Category: 1212 - Customer Billing</b>		
<a href="#">54-90-12120</a>	Customer Billing	3,369,388.17
<a href="#">54-90-12121</a>	Unapplied Credits	-200,992.21
<a href="#">54-90-12122</a>	Rochelle City Tax Receivable	25,987.20
<a href="#">54-90-12123</a>	Public Utilities Tax Receivable	105,264.29
<a href="#">54-90-12124</a>	Hillcrest Tax Receivable	2,460.60
<a href="#">54-90-12125</a>	Unbilled Accounts Receivable	302,869.00
<a href="#">54-90-12126</a>	Contract Payments Receivable	12,043.24
<a href="#">54-90-12129</a>	Collections Receivable	165,654.08
	<b>Total Category 1212 - Customer Billing:</b>	<b>3,782,674.37</b>
<b>Category: 1430 - 1430</b>		
<a href="#">54-90-14300</a>	Accum Prov For Uncollectible	-1,335,829.74
	<b>Total Category 1430 - 1430:</b>	<b>-1,335,829.74</b>
<b>Category: 1500 - Capital Assets</b>		
<a href="#">54-10-15174</a>	Diesel Prime Movers	193,731.77
<a href="#">54-10-15175</a>	Office Furniture & Equipment	573,254.41
<a href="#">54-10-15176</a>	Transportation Equipment	41,296.05
<a href="#">54-10-15177</a>	Diesel Stores Equipment	5,007,871.29
<a href="#">54-10-15178</a>	Completed Construction Not Classified - C	12,792,871.47
<a href="#">54-10-15180</a>	Accumulated Provision For Depr - General	-9,000,720.08
<a href="#">54-10-15181</a>	Accumulated Provision For Depr - Peaker	-880,046.15
<a href="#">54-10-15182</a>	Solar Gas Turbine	2,684,186.97
<a href="#">54-10-15183</a>	Accumulated Provision For Depr - Gas Tur	-2,684,187.09
<a href="#">54-10-15184</a>	Completed Construction Not Classified - P	880,045.78
<a href="#">54-60-15184</a>	Land & Land Rights	1,139,470.96
<a href="#">54-60-15185</a>	Structures & Improvements	21,666,875.83
<a href="#">54-60-15186</a>	Equipment	5,137,226.72
<a href="#">54-60-15187</a>	Poles, Towers & Fixtures	5,020,518.11
<a href="#">54-60-15188</a>	Overhead Conductors & Devices	10,556,267.14
<a href="#">54-60-15189</a>	Underground Conductors and Devices	23,104,056.28
<a href="#">54-60-15190</a>	Services	3,482,728.29
<a href="#">54-60-15191</a>	Meters	1,256,151.93
<a href="#">54-60-15192</a>	Security Lights	243,636.42
<a href="#">54-60-15193</a>	Street Lights and Signal System	2,338,793.50
<a href="#">54-60-15194</a>	Structures and Improvements	232,630.77
<a href="#">54-60-15195</a>	Office Furniture and Equipment	299,596.73
<a href="#">54-60-15196</a>	Transportation Equipment	1,689,132.71
<a href="#">54-60-15197</a>	Stores Equipment	10,388.28
<a href="#">54-60-15198</a>	Tools, Shop and Garage Equipment	134,468.59
<a href="#">54-60-15199</a>	Laboratory Equipment	40,630.78

**Balance Sheet**

<b>Account</b>	<b>Name</b>	<b>Balance</b>
<a href="#">54-60-15200</a>	Power Operated Equipment	32,981.00
<a href="#">54-60-15201</a>	Communication Equipment	1,394,050.10
<a href="#">54-60-15202</a>	Miscellaneous Equipment	5,214.06
<a href="#">54-60-15203</a>	Other Tangible Property	636,959.63
<a href="#">54-60-15204</a>	Accum Prov for Depr - Structures & Impro	-3,915,829.74
<a href="#">54-60-15205</a>	Accum Prov for Depr - Station Equipment	-3,691,145.24
<a href="#">54-60-15206</a>	Accum Prov for Depr - Poles, Towers & Fi	-4,339,184.08
<a href="#">54-60-15207</a>	Accum Prov for Depr - Overhead Conduct	-8,911,316.65
<a href="#">54-60-15209</a>	Accum Prov for Depr - Underground Cond	-14,243,356.43
<a href="#">54-60-15210</a>	Accum Prov for Depr - Services	-1,910,391.48
<a href="#">54-60-15211</a>	Accum Prov for Depr - Meters	-1,247,012.81
<a href="#">54-60-15212</a>	Accum Prov for Depr - Security Lights	-243,636.42
<a href="#">54-60-15213</a>	Accum Prov for Depr - Street Lights & Sigr	-2,020,692.73
<a href="#">54-60-15214</a>	Accum Prov for Depr - Structures & Impro	-232,630.77
<a href="#">54-60-15215</a>	Accum Prov for Depr - Office Furniture & I	-299,596.73
<a href="#">54-60-15216</a>	Accum Prov for Depr - Transportation Equ	-1,558,404.50
<a href="#">54-60-15217</a>	Accum Prov for Depr - Stores Equipment	-10,388.28
<a href="#">54-60-15218</a>	Accum Prov for Depr - Tools, Shop & Gara	-134,468.59
<a href="#">54-60-15219</a>	Accum Prov for Depr - Laboratory Equipm	-40,630.78
<a href="#">54-60-15220</a>	Accum Prov for Depr - Power Operated Ec	-32,981.00
<a href="#">54-60-15221</a>	Accum Prov for Depr - Communication Eq	-1,065,427.94
<a href="#">54-60-15222</a>	Accum Prov for Depr - Miscellaneous Equi	-5,214.06
<a href="#">54-60-15223</a>	Accum Prov for Depr - Other Tangible Pro	-636,959.64
<a href="#">54-60-15224</a>	Regulatory Asset	1,944,042.36
<a href="#">54-60-15225</a>	Accum Prov for Depr - Regulatory Asset	-1,944,042.36
<a href="#">54-60-15301</a>	Intangible Asset	464,216.08
<a href="#">54-60-15336</a>	Accum Amortization - Intangible Asset	-120,177.70
<a href="#">54-70-15226</a>	Office Furniture & Equipment	156,820.51
<a href="#">54-70-15227</a>	Accum Prov for Depr - Office Furniture & I	-52,554.58
<a href="#">54-90-15001</a>	Construction Work in Progress	8,781,594.95
<a href="#">54-90-15228</a>	Office Furniture & Equipment	73,661.00
<a href="#">54-90-15229</a>	Accum Prov for Depr - Office Furniture & I	-26,509.08
<a href="#">54-90-15230</a>	Utility General Plant	58,805.55
<a href="#">54-90-15231</a>	Office Furniture & Equipment	84,896.30
<a href="#">54-90-15232</a>	Other Property	2,000,000.00
<a href="#">54-90-15233</a>	Completed Const Not Classified	1,305,631.38
<a href="#">54-90-15234</a>	Accum Prov For Depr - Admin	-1,573,967.47
	<b>Total Category 1500 - Capital Assets:</b>	<b>54,643,231.32</b>
<b>Category: 1540 - Inventories</b>		
<a href="#">54-60-15400</a>	Inventories	2,185,515.45
	<b>Total Category 1540 - Inventories:</b>	<b>2,185,515.45</b>
<b>Category: 1600 - Prepaid Expenses</b>		
<a href="#">54-00-16110</a>	Pre Paid Expenses	20,399.00
<a href="#">54-90-16000</a>	Prepaid Insurance	-115,005.15
	<b>Total Category 1600 - Prepaid Expenses:</b>	<b>-94,606.15</b>
<b>Category: 1900 - Deferred Assets</b>		
<a href="#">54-00-19100</a>	Deferred Outflows of Resources	1,368,456.36
<a href="#">54-00-19101</a>	Deferred Outflows - OPEB	248,374.00
	<b>Total Category 1900 - Deferred Assets:</b>	<b>1,616,830.36</b>
	<b>Total Assets:</b>	<b>91,454,998.77</b>

**Liability**

<b>Category: 2110 - Accounts Payable</b>		
<a href="#">54-00-21300</a>	Accounts Payable Allocation	288,622.33
<a href="#">54-90-21265</a>	Rochelle City Tax	42,723.62
<a href="#">54-90-21266</a>	Public Utilities Tax	149,536.87
<a href="#">54-90-21267</a>	Hillcrest Tax	1,783.60
	<b>Total Category 2110 - Accounts Payable:</b>	<b>482,666.42</b>

**Balance Sheet**

Account	Name	Balance
<b>Category: 2200 - Accrued Payroll</b>		
<a href="#">54-90-22000</a>	Wage Payable	39,148.33
<a href="#">54-90-22009</a>	Accrued Vacation	350,622.26
<a href="#">54-90-22010</a>	Accrued Benefits	11,519.57
	<b>Total Category 2200 - Accrued Payroll:</b>	<b>401,290.16</b>
<b>Category: 2300 - RETAINAGE PAYABLE</b>		
<a href="#">54-60-23000</a>	Retainage Report	-102,500.34
	<b>Total Category 2300 - RETAINAGE PAYABLE:</b>	<b>-102,500.34</b>
<b>Category: 2700 - Long-Term Liabilities</b>		
<a href="#">54-00-27406</a>	OPEB Liability	437,829.00
<a href="#">54-60-27305</a>	Lease Liability	344,904.26
<a href="#">54-90-27000</a>	IMRF Payable - Net Pension Obligation	428,597.00
<a href="#">54-90-27204</a>	2023 Revenue Bond Payable	4,335,000.00
<a href="#">54-90-27205</a>	2022 Revenue Bond Payable	6,745,000.00
<a href="#">54-90-27206</a>	2021 Revenue Bond Payable	5,945,000.00
<a href="#">54-90-27211</a>	Bond Premium-2021	621,058.13
<a href="#">54-90-27212</a>	Bond Premium-2022	608,418.65
<a href="#">54-90-27213</a>	Bond Premium-2023	285,814.72
<a href="#">54-90-27308</a>	Interest Payable Accrued-2021	33,291.67
<a href="#">54-90-27309</a>	Interest Payable Accrued - 2022	37,775.00
<a href="#">54-90-27311</a>	Interest Payable Accrued - 2023	34,050.00
	<b>Total Category 2700 - Long-Term Liabilities:</b>	<b>19,856,738.43</b>
<b>Category: 2790 - Deferred Liabilities</b>		
<a href="#">54-00-26300</a>	Deferred Inflows - OPEB	36,984.00
<a href="#">54-00-27905</a>	Deferred Inflows	24,895.22
	<b>Total Category 2790 - Deferred Liabilities:</b>	<b>61,879.22</b>
	<b>Total Liability:</b>	<b>20,700,073.89</b>

**Equity**

<b>Category: 2900 - Equity</b>		
<a href="#">54-90-29100</a>	Fund Balance (Reserved)	27,641,424.77
<a href="#">54-90-29300</a>	Unappropriated Retained Earnings	46,072,926.92
	<b>Total Category 2900 - Equity:</b>	<b>73,714,351.69</b>
	<b>Total Beginning Equity:</b>	<b>73,714,351.69</b>
Total Revenue		12,888,146.69
Total Expense		15,847,573.50
<b>Revenues Over/Under Expenses</b>		<b>-2,959,426.81</b>
	<b>Total Equity and Current Surplus (Deficit):</b>	<b>70,754,924.88</b>
	<b>Total Liabilities, Equity and Current Surplus (Deficit):</b>	<b>91,454,998.77</b>

**Balance Sheet**

Account	Name	Balance
<b>Fund: 55 - Tech Center/Advance Communications</b>		
<b>Assets</b>		
<b>Category: 1000 - Cash and Investments</b>		
<a href="#">55-00-11101</a>	Allocated Cash	292,682.04
	<b>Total Category 1000 - Cash and Investments:</b>	<b>292,682.04</b>
<b>Category: 1100 - Restricted Assets</b>		
<a href="#">55-00-11011</a>	2017A Debt Certificate Principal and Inter	394,666.21
	<b>Total Category 1100 - Restricted Assets:</b>	<b>394,666.21</b>
<b>Category: 1210 - Accounts Receivable</b>		
<a href="#">55-00-12100</a>	Accounts Receivable	61,942.76
<a href="#">55-00-12140</a>	Lease Receivable	1,145,428.61
<a href="#">55-32-12100</a>	Accounts Receivable	24,703.59
	<b>Total Category 1210 - Accounts Receivable:</b>	<b>1,232,074.96</b>
<b>Category: 1430 - 1430</b>		
<a href="#">55-32-14300</a>	Accum Prov For Uncollectible	-8,970.60
	<b>Total Category 1430 - 1430:</b>	<b>-8,970.60</b>
<b>Category: 1500 - Capital Assets</b>		
<a href="#">55-00-15235</a>	Land	519,453.00
<a href="#">55-00-15236</a>	Accum Prov For Depreciation - Tech Cente	-2,825,652.07
<a href="#">55-00-15237</a>	General Plant Equipment	1,230,910.29
<a href="#">55-00-15238</a>	RMU Technology Center	4,427,154.42
<a href="#">55-00-15300</a>	Intangible Asset	18,368.57
<a href="#">55-00-15336</a>	Accum Amortization - Intangible Asset	-17,872.11
<a href="#">55-32-15239</a>	Accum Prov For Depreciation - Communic	-3,475,810.75
<a href="#">55-32-15240</a>	General Plant Equipment	2,292,003.90
<a href="#">55-32-15241</a>	Telecommunications	99,830.69
<a href="#">55-32-15242</a>	General Plant Fiber	1,331,829.58
<a href="#">55-32-15243</a>	Utility System	25,731.00
<a href="#">55-32-15244</a>	Furniture	5,290.40
	<b>Total Category 1500 - Capital Assets:</b>	<b>3,631,236.92</b>
<b>Category: 1600 - Prepaid Expenses</b>		
<a href="#">55-00-16000</a>	Prepaid Insurance	5,039.59
	<b>Total Category 1600 - Prepaid Expenses:</b>	<b>5,039.59</b>
<b>Category: 1900 - Deferred Assets</b>		
<a href="#">55-00-19100</a>	Deferred Outflows of Resources	86,879.56
<a href="#">55-00-19101</a>	Deferred Outflows - OPEB	42,578.00
<a href="#">55-00-19106</a>	Loss on Refunding	37,831.87
<a href="#">55-32-19000</a>	Deferred Outflows of Resources	150,649.10
	<b>Total Category 1900 - Deferred Assets:</b>	<b>317,938.53</b>
	<b>Total Assets:</b>	<b>5,864,667.65</b>
		<b><u>5,864,667.65</u></b>
<b>Liability</b>		
<b>Category: 2110 - Accounts Payable</b>		
<a href="#">55-00-21300</a>	Accounts Payable Allocation	11,587.73
	<b>Total Category 2110 - Accounts Payable:</b>	<b>11,587.73</b>
<b>Category: 2200 - Accrued Payroll</b>		
<a href="#">55-00-22000</a>	Wage Payable	-125.00
	<b>Total Category 2200 - Accrued Payroll:</b>	<b>-125.00</b>
<b>Category: 2600 - Deferred Revenues</b>		
<a href="#">55-00-26500</a>	Lessor Deferred Inflow	1,088,968.34
	<b>Total Category 2600 - Deferred Revenues:</b>	<b>1,088,968.34</b>
<b>Category: 2700 - Long-Term Liabilities</b>		
<a href="#">55-00-27305</a>	Lease Liability	499.80
<a href="#">55-00-27310</a>	Notes Payable - Intergovernmental Loan	223,490.29
<a href="#">55-00-27403</a>	IMRF Payable - Net Pension Obligation	28,411.12
<a href="#">55-00-27406</a>	OPEB Liability	75,057.00
<a href="#">55-00-27411</a>	2017A Debt Certificates	1,025,000.00
<a href="#">55-00-27412</a>	2017 Debt Certificate Premium	21,467.92

**Balance Sheet**

Account	Name	Balance
<a href="#">55-32-27312</a>	Notes Payable - Intergovernmental Loan	185,554.13
<a href="#">55-32-27403</a>	IMRF Payable - Net Pension Obligation	50,071.24
	<b>Total Category 2700 - Long-Term Liabilities:</b>	<b>1,609,551.50</b>

**Category: 2790 - Deferred Liabilities**

<a href="#">55-00-26300</a>	Deferred Inflows - OPEB	6,340.00
<a href="#">55-00-27905</a>	Deferred Inflows	1,596.26
<a href="#">55-32-27905</a>	Deferred Inflows	2,777.49
	<b>Total Category 2790 - Deferred Liabilities:</b>	<b>10,713.75</b>

**Total Liability: 2,720,696.32**

**Equity**

**Category: 2900 - Equity**

<a href="#">55-00-29200</a>	Fund Balance (Unreserved)	2,677,609.14
<a href="#">55-32-29500</a>	Contributed Capital	352,922.11
	<b>Total Category 2900 - Equity:</b>	<b>3,030,531.25</b>

**Total Beginning Equity: 3,030,531.25**

Total Revenue	374,171.80
Total Expense	260,731.72
<b>Revenues Over/Under Expenses</b>	<b>113,440.08</b>

**Total Equity and Current Surplus (Deficit): 3,143,971.33**

**Total Liabilities, Equity and Current Surplus (Deficit): 5,864,667.65**

**Balance Sheet**

Account	Name	Balance	
<b>Fund: 56 - Network Administration</b>			
<b>Assets</b>			
<b>Category: 1000 - Cash and Investments</b>			
<a href="#">56-40-11101</a>	Allocated Cash	548,908.77	
	<b>Total Category 1000 - Cash and Investments:</b>	<b>548,908.77</b>	
<b>Category: 1500 - Capital Assets</b>			
<a href="#">56-40-15165</a>	Accumulated Provision For Depr	-40,615.10	
<a href="#">56-40-15245</a>	Equipment	174,309.72	
<a href="#">56-40-15246</a>	Furniture	630.26	
	<b>Total Category 1500 - Capital Assets:</b>	<b>134,324.88</b>	
	<b>Total Assets:</b>	<b>683,233.65</b>	<b><u>683,233.65</u></b>
<b>Liability</b>			
<b>Category: 2110 - Accounts Payable</b>			
<a href="#">56-00-21300</a>	Accounts Payable Allocation	20,894.31	
	<b>Total Category 2110 - Accounts Payable:</b>	<b>20,894.31</b>	
<b>Category: 2200 - Accrued Payroll</b>			
<a href="#">56-40-22000</a>	Wage Payable	5,147.75	
<a href="#">56-40-22009</a>	Accrued Vacation	73,300.58	
<a href="#">56-40-22010</a>	Accrued Benefits	1,664.77	
	<b>Total Category 2200 - Accrued Payroll:</b>	<b>80,113.10</b>	
	<b>Total Liability:</b>	<b>101,007.41</b>	
<b>Equity</b>			
<b>Category: 2900 - Equity</b>			
<a href="#">56-00-29100</a>	Fund Balance (Reserved)	637,204.93	
<a href="#">56-40-29300</a>	Unappropriated Retained Earnings	30,839.61	
	<b>Total Category 2900 - Equity:</b>	<b>668,044.54</b>	
	<b>Total Beginning Equity:</b>	<b>668,044.54</b>	
Total Revenue		371,658.69	
Total Expense		457,476.99	
<b>Revenues Over/Under Expenses</b>		<b>-85,818.30</b>	
	<b>Total Equity and Current Surplus (Deficit):</b>	<b>582,226.24</b>	
	<b>Total Liabilities, Equity and Current Surplus (Deficit):</b>		<b><u>683,233.65</u></b>

**Balance Sheet**

Account	Name	Balance	
<b>Fund: 57 - Airport</b>			
<b>Assets</b>			
<b>Category: 1000 - Cash and Investments</b>			
<a href="#">57-00-10100</a>	Illinois Funds - Airport	11,705.82	
<a href="#">57-00-10110</a>	Petty Cash	200.00	
<a href="#">57-00-11101</a>	Allocated Cash	9,281.36	
	<b>Total Category 1000 - Cash and Investments:</b>	<b>21,187.18</b>	
<b>Category: 1100 - Restricted Assets</b>			
<a href="#">57-00-11012</a>	Cash Held at Paying Agent	53,371.88	
	<b>Total Category 1100 - Restricted Assets:</b>	<b>53,371.88</b>	
<b>Category: 1210 - Accounts Receivable</b>			
<a href="#">57-00-12100</a>	Accounts Receivable	200.71	
<a href="#">57-00-12130</a>	Miscellaneous Accounts Receivable	14,711.60	
<a href="#">57-00-12140</a>	Lease Receivable	703,179.24	
<a href="#">57-00-12160</a>	Property Tax Receivable	60,546.98	
	<b>Total Category 1210 - Accounts Receivable:</b>	<b>778,638.53</b>	
<b>Category: 1500 - Capital Assets</b>			
<a href="#">57-00-15247</a>	Land and Land Rights	1,850,682.75	
<a href="#">57-00-15248</a>	Structures and Improvements	3,634,514.82	
<a href="#">57-00-15249</a>	Accum Prov for Depr - Structures & Impro	-1,893,230.86	
<a href="#">57-00-15250</a>	Miscellaneous Equipment	107,303.42	
<a href="#">57-00-15251</a>	Accum Prov for Depr - Miscellaneous Equi	-101,720.40	
<a href="#">57-00-15252</a>	Construction Work in Progress	22,870.02	
<a href="#">57-00-15253</a>	Other Tangible Property	2,134,355.42	
<a href="#">57-00-15254</a>	Accum Prov for Depr - Other Tangible Pro	-2,004,921.62	
	<b>Total Category 1500 - Capital Assets:</b>	<b>3,749,853.55</b>	
<b>Category: 1600 - Prepaid Expenses</b>			
<a href="#">57-00-16000</a>	Prepaid Insurance	11,828.61	
<a href="#">57-00-16001</a>	Aviation Fuel	66,399.50	
	<b>Total Category 1600 - Prepaid Expenses:</b>	<b>78,228.11</b>	
<b>Category: 1900 - Deferred Assets</b>			
<a href="#">57-00-19101</a>	Deferred Outflows - OPEB	9,226.00	
<a href="#">57-00-19109</a>	Loss on Refunding	10,650.02	
	<b>Total Category 1900 - Deferred Assets:</b>	<b>19,876.02</b>	
	<b>Total Assets:</b>	<b>4,701,155.27</b>	<b>4,701,155.27</b>
<b>Liability</b>			
<b>Category: 1212 - Customer Billing</b>			
<a href="#">57-00-12121</a>	Unapplied Credits	2,407.86	
	<b>Total Category 1212 - Customer Billing:</b>	<b>2,407.86</b>	
<b>Category: 2110 - Accounts Payable</b>			
<a href="#">57-00-21300</a>	Accounts Payable Allocation	3,944.11	
	<b>Total Category 2110 - Accounts Payable:</b>	<b>3,944.11</b>	
<b>Category: 2200 - Accrued Payroll</b>			
<a href="#">57-00-22000</a>	Wage Payable	707.26	
<a href="#">57-00-22009</a>	Accrued Vacation	12,276.35	
<a href="#">57-00-22010</a>	Accrued Benefits	371.87	
	<b>Total Category 2200 - Accrued Payroll:</b>	<b>13,355.48</b>	
<b>Category: 2600 - Deferred Revenues</b>			
<a href="#">57-00-26100</a>	Deferred Revenue	70,286.93	
<a href="#">57-00-26500</a>	Lessor Deferred Inflow	663,662.63	
	<b>Total Category 2600 - Deferred Revenues:</b>	<b>733,949.56</b>	
<b>Category: 2700 - Long-Term Liabilities</b>			
<a href="#">57-00-27209</a>	2017B GO Bond	220,000.00	
<a href="#">57-00-27313</a>	Interest Payable - 2017B GO Bond	3,371.88	
<a href="#">57-00-27403</a>	IMRF Payable - Net Pension Obligation	15,542.75	

**Balance Sheet**

<b>Account</b>	<b>Name</b>	<b>Balance</b>
<a href="#">57-00-27406</a>	OPEB Liability	16,262.00
	<b>Total Category 2700 - Long-Term Liabilities:</b>	<b>255,176.63</b>
<b>Category: 2790 - Deferred Liabilities</b>		
<a href="#">57-00-26300</a>	Deferred Inflows - OPEB	1,373.00
<a href="#">57-00-27900</a>	Deferred Outflows	-50,608.37
<a href="#">57-00-27905</a>	Deferred Inflows	916.83
	<b>Total Category 2790 - Deferred Liabilities:</b>	<b>-48,318.54</b>
	<b>Total Liability:</b>	<b>960,515.10</b>

**Equity**

<b>Category: 2900 - Equity</b>		
<a href="#">57-00-29200</a>	Fund Balance (Unreserved)	1,336,802.86
<a href="#">57-00-29800</a>	Investment - Fixed Assets	2,348,148.46
	<b>Total Category 2900 - Equity:</b>	<b>3,684,951.32</b>
	<b>Total Beginning Equity:</b>	<b>3,684,951.32</b>
Total Revenue		186,154.37
Total Expense		130,465.52
<b>Revenues Over/Under Expenses</b>		<b>55,688.85</b>
	<b>Total Equity and Current Surplus (Deficit):</b>	<b>3,740,640.17</b>
	<b>Total Liabilities, Equity and Current Surplus (Deficit):</b>	<b><u>4,701,155.27</u></b>

**Balance Sheet**

Account	Name	Balance
<b>Fund: 58 - Railroad</b>		
<b>Assets</b>		
<b>Category: 1000 - Cash and Investments</b>		
<a href="#">58-00-10100</a>	Capital Projects Fund	413,576.54
<a href="#">58-00-11101</a>	Allocated Cash	-62,216.89
	<b>Total Category 1000 - Cash and Investments:</b>	<b>351,359.65</b>
<b>Category: 1210 - Accounts Receivable</b>		
<a href="#">58-00-12105</a>	Accounts Receivable	104,374.75
<a href="#">58-00-12190</a>	Grant Receivable	169,489.97
	<b>Total Category 1210 - Accounts Receivable:</b>	<b>273,864.72</b>
<b>Category: 1500 - Capital Assets</b>		
<a href="#">58-00-15120</a>	Construction Work In Progress	128,198.12
	<b>Total Category 1500 - Capital Assets:</b>	<b>128,198.12</b>
	<b>Total Assets:</b>	<b>753,422.49</b>
<b>Liability</b>		
<b>Category: 2110 - Accounts Payable</b>		
<a href="#">58-00-21300</a>	Accounts Payable Allocation	17,017.95
	<b>Total Category 2110 - Accounts Payable:</b>	<b>17,017.95</b>
<b>Category: 2200 - Accrued Payroll</b>		
<a href="#">58-00-22000</a>	Wage Payable	-17,684.03
<a href="#">58-00-22010</a>	Accrued Benefits	69.65
	<b>Total Category 2200 - Accrued Payroll:</b>	<b>-17,614.38</b>
<b>Category: 2600 - Deferred Revenues</b>		
<a href="#">58-00-26000</a>	Deferred Revenue	169,489.97
	<b>Total Category 2600 - Deferred Revenues:</b>	<b>169,489.97</b>
	<b>Total Liability:</b>	<b>168,893.54</b>
<b>Equity</b>		
<b>Category: 2900 - Equity</b>		
<a href="#">58-00-29200</a>	Fund Balance (Unreserved)	287,711.31
	<b>Total Category 2900 - Equity:</b>	<b>287,711.31</b>
	<b>Total Beginning Equity:</b>	<b>287,711.31</b>
Total Revenue		490,753.74
Total Expense		193,936.10
<b>Revenues Over/Under Expenses</b>		<b>296,817.64</b>
	<b>Total Equity and Current Surplus (Deficit):</b>	<b>584,528.95</b>
	<b>Total Liabilities, Equity and Current Surplus (Deficit):</b>	<b>753,422.49</b>

**Balance Sheet**

Account	Name	Balance
<b>Fund: 59 - Golf Course</b>		
<b>Assets</b>		
<b>Category: 1000 - Cash and Investments</b>		
<a href="#">59-00-10100</a>	Central Bank Deposit Account	135,234.92
<a href="#">59-00-10110</a>	Petty Cash	600.00
<a href="#">59-00-11101</a>	Allocated Cash	-43,888.06
	<b>Total Category 1000 - Cash and Investments:</b>	<b>91,946.86</b>
<b>Category: 1500 - Capital Assets</b>		
<a href="#">59-00-15245</a>	Equipment	20,600.00
	<b>Total Category 1500 - Capital Assets:</b>	<b>20,600.00</b>
<b>Category: 1600 - Prepaid Expenses</b>		
<a href="#">59-00-16000</a>	Prepaid Insurance	23,767.32
	<b>Total Category 1600 - Prepaid Expenses:</b>	<b>23,767.32</b>
<b>Category: 9999 - History</b>		
<a href="#">59-00-10800</a>	Accumulated Depreciation	-1,000.00
	<b>Total Category 9999 - History:</b>	<b>-1,000.00</b>
	<b>Total Assets:</b>	<b>135,314.18</b>
<b>Liability</b>		
<b>Category: 2110 - Accounts Payable</b>		
<a href="#">59-00-21200</a>	Tax Collections Payable	163.73
<a href="#">59-00-21300</a>	Accounts Payable Allocation	10,833.19
	<b>Total Category 2110 - Accounts Payable:</b>	<b>10,996.92</b>
<b>Category: 2200 - Accrued Payroll</b>		
<a href="#">59-00-22000</a>	Wage Payable	1,982.84
<a href="#">59-00-22010</a>	Accrued Benefits	455.28
	<b>Total Category 2200 - Accrued Payroll:</b>	<b>2,438.12</b>
	<b>Total Liability:</b>	<b>13,435.04</b>
<b>Equity</b>		
<b>Category: 2900 - Equity</b>		
<a href="#">59-00-29200</a>	Fund Balance (Unreserved)	66,935.39
	<b>Total Category 2900 - Equity:</b>	<b>66,935.39</b>
	<b>Total Beginning Equity:</b>	<b>66,935.39</b>
Total Revenue		180,574.86
Total Expense		125,631.11
<b>Revenues Over/Under Expenses</b>		<b>54,943.75</b>
	<b>Total Equity and Current Surplus (Deficit):</b>	<b>121,879.14</b>
	<b>Total Liabilities, Equity and Current Surplus (Deficit):</b>	<b>135,314.18</b>

**Balance Sheet**

Account	Name	Balance	
<b>Fund: 64 - Administrative Services</b>			
<b>Assets</b>			
<b>Category: 1000 - Cash and Investments</b>			
<a href="#">64-00-11101</a>	Allocated Cash	221,317.36	
	<b>Total Category 1000 - Cash and Investments:</b>	<b>221,317.36</b>	
<b>Category: 1210 - Accounts Receivable</b>			
<a href="#">64-00-12139</a>	Trash Accounts Receivable	48,641.63	
	<b>Total Category 1210 - Accounts Receivable:</b>	<b>48,641.63</b>	
<b>Category: 1212 - Customer Billing</b>			
<a href="#">64-00-12129</a>	Collections Receivable	8,343.00	
	<b>Total Category 1212 - Customer Billing:</b>	<b>8,343.00</b>	
<b>Category: 1500 - Capital Assets</b>			
<a href="#">64-00-15255</a>	General Plant	282,355.15	
<a href="#">64-00-15256</a>	Accum Provision For Depreciation	-137,499.31	
<a href="#">64-00-15257</a>	Equipment	42,060.57	
<a href="#">64-00-15259</a>	Furniture	2,253.86	
	<b>Total Category 1500 - Capital Assets:</b>	<b>189,170.27</b>	
<b>Category: 1600 - Prepaid Expenses</b>			
<a href="#">64-00-16110</a>	Pre Paid Expenses	230.00	
	<b>Total Category 1600 - Prepaid Expenses:</b>	<b>230.00</b>	
	<b>Total Assets:</b>	<b>467,702.26</b>	<b>467,702.26</b>
<b>Liability</b>			
<b>Category: 2110 - Accounts Payable</b>			
<a href="#">64-00-21210</a>	Contracts Payable-Trash	113,379.70	
<a href="#">64-00-21300</a>	Accounts Payable Allocation	8,374.90	
	<b>Total Category 2110 - Accounts Payable:</b>	<b>121,754.60</b>	
<b>Category: 2200 - Accrued Payroll</b>			
<a href="#">64-00-22000</a>	Wage Payable	45,028.63	
<a href="#">64-00-22009</a>	Accrued Vacation	105,897.47	
<a href="#">64-00-22010</a>	Accrued Benefits	7,811.53	
	<b>Total Category 2200 - Accrued Payroll:</b>	<b>158,737.63</b>	
	<b>Total Liability:</b>	<b>280,492.23</b>	
<b>Equity</b>			
<b>Category: 2900 - Equity</b>			
<a href="#">64-00-29100</a>	Fund Balance (Reserved)	170,301.00	
<a href="#">64-00-29300</a>	Unappropriated Retained Earnings	-14,712.37	
	<b>Total Category 2900 - Equity:</b>	<b>155,588.63</b>	
	<b>Total Beginning Equity:</b>	<b>155,588.63</b>	
Total Revenue		585,766.39	
Total Expense		554,144.99	
<b>Revenues Over/Under Expenses</b>		<b>31,621.40</b>	
	<b>Total Equity and Current Surplus (Deficit):</b>	<b>187,210.03</b>	
	<b>Total Liabilities, Equity and Current Surplus (Deficit):</b>		<b>467,702.26</b>



Rochelle, IL

# Budget Report Account Summary

For Fiscal: 2026 Period Ending: 04/30/2026

		Original Total Budget	Current Total Budget	Period Activity	Fiscal Activity	Variance Favorable (Unfavorable)	Percent Used
<b>Fund: 01 - General</b>							
<b>Revenue</b>							
<b>Department: 00 - 00</b>							
<b>Category: 3110 - Property</b>							
<a href="#">01-00-31100</a>	Property Tax	752,325.00	752,325.00	0.00	0.00	-752,325.00	0.00 %
<a href="#">01-00-31110</a>	Property Tax - Police Pension Fund	1,012,243.00	1,012,243.00	0.00	0.00	-1,012,243.00	0.00 %
<a href="#">01-00-31120</a>	Property Tax - Fire Pension Fund	481,241.00	481,241.00	0.00	0.00	-481,241.00	0.00 %
	<b>Category: 3110 - Property Total:</b>	<b>2,245,809.00</b>	<b>2,245,809.00</b>	<b>0.00</b>	<b>0.00</b>	<b>-2,245,809.00</b>	<b>0.00%</b>
<b>Category: 3150 - Road and Bridge</b>							
<a href="#">01-00-31500</a>	Road & Bridge Tax	215,000.00	215,000.00	0.00	0.00	-215,000.00	0.00 %
	<b>Category: 3150 - Road and Bridge Total:</b>	<b>215,000.00</b>	<b>215,000.00</b>	<b>0.00</b>	<b>0.00</b>	<b>-215,000.00</b>	<b>0.00%</b>
<b>Category: 3210 - Liquor</b>							
<a href="#">01-00-32100</a>	Liquor Licenses	45,000.00	45,000.00	50.00	38,550.00	-6,450.00	85.67 %
	<b>Category: 3210 - Liquor Total:</b>	<b>45,000.00</b>	<b>45,000.00</b>	<b>50.00</b>	<b>38,550.00</b>	<b>-6,450.00</b>	<b>85.67%</b>
<b>Category: 3250 - Licenses</b>							
<a href="#">01-00-32500</a>	Franchise License	125,000.00	125,000.00	0.00	50,127.49	-74,872.51	40.10 %
<a href="#">01-00-32510</a>	Telecommunications Tax	350,000.00	350,000.00	37,363.98	130,209.41	-219,790.59	37.20 %
	<b>Category: 3250 - Licenses Total:</b>	<b>475,000.00</b>	<b>475,000.00</b>	<b>37,363.98</b>	<b>180,336.90</b>	<b>-294,663.10</b>	<b>37.97%</b>
<b>Category: 3260 - Other Licenses</b>							
<a href="#">01-00-32600</a>	Amusement License	35,000.00	35,000.00	0.00	28,790.00	-6,210.00	82.26 %
<a href="#">01-00-32610</a>	Other Licenses	500.00	500.00	0.00	90.00	-410.00	18.00 %
	<b>Category: 3260 - Other Licenses Total:</b>	<b>35,500.00</b>	<b>35,500.00</b>	<b>0.00</b>	<b>28,880.00</b>	<b>-6,620.00</b>	<b>81.35%</b>
<b>Category: 3310 - Permits</b>							
<a href="#">01-00-33100</a>	Building Permits	25,000.00	25,000.00	4,787.56	11,201.31	-13,798.69	44.81 %
<a href="#">01-00-33110</a>	Mobile Food Vendor Permits	2,000.00	2,000.00	0.00	250.00	-1,750.00	12.50 %
	<b>Category: 3310 - Permits Total:</b>	<b>27,000.00</b>	<b>27,000.00</b>	<b>4,787.56</b>	<b>11,451.31</b>	<b>-15,548.69</b>	<b>42.41%</b>
<b>Category: 3313 - Building Permits</b>							
<a href="#">01-00-33130</a>	Building and Zoning Fees	4,000.00	4,000.00	400.00	900.00	-3,100.00	22.50 %
	<b>Category: 3313 - Building Permits Total:</b>	<b>4,000.00</b>	<b>4,000.00</b>	<b>400.00</b>	<b>900.00</b>	<b>-3,100.00</b>	<b>22.50%</b>
<b>Category: 3410 - Income</b>							
<a href="#">01-00-34100</a>	State Income Tax	1,702,169.20	1,702,169.20	178,489.06	598,252.94	-1,103,916.26	35.15 %
	<b>Category: 3410 - Income Total:</b>	<b>1,702,169.20</b>	<b>1,702,169.20</b>	<b>178,489.06</b>	<b>598,252.94</b>	<b>-1,103,916.26</b>	<b>35.15%</b>
<b>Category: 3420 - Other Taxes</b>							
<a href="#">01-00-34200</a>	Personal Property Replacement Tax	320,000.00	320,000.00	29,311.41	103,249.49	-216,750.51	32.27 %
	<b>Category: 3420 - Other Taxes Total:</b>	<b>320,000.00</b>	<b>320,000.00</b>	<b>29,311.41</b>	<b>103,249.49</b>	<b>-216,750.51</b>	<b>32.27%</b>
<b>Category: 3435 - Miscellaneous</b>							
<a href="#">01-00-34350</a>	Video Gaming Tax	370,000.00	370,000.00	32,557.65	114,208.17	-255,791.83	30.87 %
	<b>Category: 3435 - Miscellaneous Total:</b>	<b>370,000.00</b>	<b>370,000.00</b>	<b>32,557.65</b>	<b>114,208.17</b>	<b>-255,791.83</b>	<b>30.87%</b>
<b>Category: 3440 - Sales</b>							
<a href="#">01-00-34400</a>	Sales Tax	3,000,000.00	3,000,000.00	257,627.31	1,191,696.11	-1,808,303.89	39.72 %
<a href="#">01-00-34450</a>	Local Use Tax	35,356.38	35,356.38	6,692.48	28,572.43	-6,783.95	80.81 %
	<b>Category: 3440 - Sales Total:</b>	<b>3,035,356.38</b>	<b>3,035,356.38</b>	<b>264,319.79</b>	<b>1,220,268.54</b>	<b>-1,815,087.84</b>	<b>40.20%</b>
<b>Category: 3446 - Other Tax</b>							
<a href="#">01-00-34460</a>	Cannabis Tax	15,208.06	15,208.06	1,304.47	5,023.89	-10,184.17	33.03 %
	<b>Category: 3446 - Other Tax Total:</b>	<b>15,208.06</b>	<b>15,208.06</b>	<b>1,304.47</b>	<b>5,023.89</b>	<b>-10,184.17</b>	<b>33.03%</b>
<b>Category: 3470 - Grants</b>							
<a href="#">01-00-34700</a>	State Grants	0.00	0.00	0.00	5,291.57	5,291.57	0.00 %

		Original Total Budget	Current Total Budget	Period Activity	Fiscal Activity	Variance Favorable (Unfavorable)	Percent Used
<a href="#">01-00-34710</a>	Federal Grants	360,000.00	360,000.00	0.00	70,672.70	-289,327.30	19.63 %
	<b>Category: 3470 - Grants Total:</b>	<b>360,000.00</b>	<b>360,000.00</b>	<b>0.00</b>	<b>75,964.27</b>	<b>-284,035.73</b>	<b>21.10%</b>
	<b>Category: 3510 - Fines</b>						
<a href="#">01-00-35100</a>	Court Fines	75,000.00	75,000.00	7,372.81	31,988.61	-43,011.39	42.65 %
	<b>Category: 3510 - Fines Total:</b>	<b>75,000.00</b>	<b>75,000.00</b>	<b>7,372.81</b>	<b>31,988.61</b>	<b>-43,011.39</b>	<b>42.65%</b>
	<b>Category: 3635 - Water Rec Solid Waste Charge</b>						
<a href="#">01-00-36350</a>	Water Rec Solid Waste Charge	50,000.00	50,000.00	3,703.00	18,702.00	-31,298.00	37.40 %
	<b>Category: 3635 - Water Rec Solid Waste Charge Total:</b>	<b>50,000.00</b>	<b>50,000.00</b>	<b>3,703.00</b>	<b>18,702.00</b>	<b>-31,298.00</b>	<b>37.40%</b>
	<b>Category: 3660 - Public Safety Fees</b>						
<a href="#">01-00-36600</a>	Ambulance Fees	1,600,000.00	1,600,000.00	147,896.17	374,031.58	-1,225,968.42	23.38 %
<a href="#">01-00-36610</a>	Police Fees	75,000.00	75,000.00	8,887.97	35,841.80	-39,158.20	47.79 %
<a href="#">01-00-36620</a>	Fire Protection Fees	111,767.00	111,767.00	9,131.29	36,525.16	-75,241.84	32.68 %
	<b>Category: 3660 - Public Safety Fees Total:</b>	<b>1,786,767.00</b>	<b>1,786,767.00</b>	<b>165,915.43</b>	<b>446,398.54</b>	<b>-1,340,368.46</b>	<b>24.98%</b>
	<b>Category: 3690 - Street Department Fees</b>						
<a href="#">01-00-36900</a>	Street Division Fees	260,000.00	260,000.00	9,229.35	69,515.63	-190,484.37	26.74 %
	<b>Category: 3690 - Street Department Fees Total:</b>	<b>260,000.00</b>	<b>260,000.00</b>	<b>9,229.35</b>	<b>69,515.63</b>	<b>-190,484.37</b>	<b>26.74%</b>
	<b>Category: 3760 - Cemetery Fees</b>						
<a href="#">01-00-37600</a>	Grave Opening Fees	25,000.00	25,000.00	650.00	6,750.00	-18,250.00	27.00 %
<a href="#">01-00-37610</a>	Lot Sales	40,000.00	40,000.00	900.00	2,200.00	-37,800.00	5.50 %
	<b>Category: 3760 - Cemetery Fees Total:</b>	<b>65,000.00</b>	<b>65,000.00</b>	<b>1,550.00</b>	<b>8,950.00</b>	<b>-56,050.00</b>	<b>13.77%</b>
	<b>Category: 3810 - Investment Income</b>						
<a href="#">01-00-38100</a>	Interest Income	550,000.00	550,000.00	12,030.75	91,295.72	-458,704.28	16.60 %
	<b>Category: 3810 - Investment Income Total:</b>	<b>550,000.00</b>	<b>550,000.00</b>	<b>12,030.75</b>	<b>91,295.72</b>	<b>-458,704.28</b>	<b>16.60%</b>
	<b>Category: 3890 - Miscellaneous Income</b>						
<a href="#">01-00-38900</a>	Miscellaenous	60,000.00	60,000.00	5,563.00	15,332.15	-44,667.85	25.55 %
<a href="#">01-00-38910</a>	Intergovernmental Reimbursement	0.00	0.00	0.00	17,070.53	17,070.53	0.00 %
	<b>Category: 3890 - Miscellaneous Income Total:</b>	<b>60,000.00</b>	<b>60,000.00</b>	<b>5,563.00</b>	<b>32,402.68</b>	<b>-27,597.32</b>	<b>54.00%</b>
	<b>Category: 3910 - Other Financing Sources</b>						
<a href="#">01-00-39100</a>	Loan Proceeds	625,000.00	625,000.00	0.00	0.00	-625,000.00	0.00 %
	<b>Category: 3910 - Other Financing Sources Total:</b>	<b>625,000.00</b>	<b>625,000.00</b>	<b>0.00</b>	<b>0.00</b>	<b>-625,000.00</b>	<b>0.00%</b>
	<b>Category: 3990 - Interfund Transfers</b>						
<a href="#">01-00-39920</a>	Transfer from Sales Tax	204,000.00	204,000.00	17,000.00	68,000.00	-136,000.00	33.33 %
<a href="#">01-00-39951</a>	Transfer from Water	227,688.00	227,688.00	18,974.00	75,896.00	-151,792.00	33.33 %
<a href="#">01-00-39952</a>	Transf from Water Reclamation	281,680.00	281,680.00	23,473.33	93,893.32	-187,786.68	33.33 %
<a href="#">01-00-39953</a>	Transfer from Solid Waste	734,636.00	734,636.00	61,219.67	244,878.68	-489,757.32	33.33 %
<a href="#">01-00-39954</a>	Transfer from Electric	2,456,661.00	2,456,661.00	204,721.75	818,887.00	-1,637,774.00	33.33 %
<a href="#">01-00-39958</a>	Transfer from Railroad	100,000.00	100,000.00	8,333.33	33,333.32	-66,666.68	33.33 %
	<b>Category: 3990 - Interfund Transfers Total:</b>	<b>4,004,665.00</b>	<b>4,004,665.00</b>	<b>333,722.08</b>	<b>1,334,888.32</b>	<b>-2,669,776.68</b>	<b>33.33%</b>
	<b>Department: 00 - 00 Total:</b>	<b>16,326,474.64</b>	<b>16,326,474.64</b>	<b>1,087,670.34</b>	<b>4,411,227.01</b>	<b>-11,915,247.63</b>	<b>27.02%</b>
	<b>Revenue Total:</b>	<b>16,326,474.64</b>	<b>16,326,474.64</b>	<b>1,087,670.34</b>	<b>4,411,227.01</b>	<b>-11,915,247.63</b>	<b>27.02%</b>
	<b>Expense</b>						
	<b>Department: 12 - Mayor &amp; City Council</b>						
	<b>Category: 4000 - Personnel</b>						
<a href="#">01-12-43000</a>	Elected Officials Salaries	25,500.00	25,500.00	1,942.40	7,769.60	17,730.40	30.47 %
	<b>Category: 4000 - Personnel Total:</b>	<b>25,500.00</b>	<b>25,500.00</b>	<b>1,942.40</b>	<b>7,769.60</b>	<b>17,730.40</b>	<b>30.47%</b>
	<b>Category: 5000 - Contractual Services</b>						
<a href="#">01-12-54900</a>	Other Professional Services	2,500.00	2,500.00	0.00	0.00	2,500.00	0.00 %
<a href="#">01-12-55400</a>	Printing	1,500.00	1,500.00	0.00	193.05	1,306.95	12.87 %
<a href="#">01-12-56100</a>	Dues	1,800.00	1,800.00	0.00	200.00	1,600.00	11.11 %
<a href="#">01-12-56200</a>	Travel	3,500.00	3,500.00	0.00	0.00	3,500.00	0.00 %
<a href="#">01-12-56500</a>	Publications	750.00	750.00	0.00	0.00	750.00	0.00 %
<a href="#">01-12-56600</a>	Conference	2,500.00	2,500.00	167.06	817.06	1,682.94	32.68 %
	<b>Category: 5000 - Contractual Services Total:</b>	<b>12,550.00</b>	<b>12,550.00</b>	<b>167.06</b>	<b>1,210.11</b>	<b>11,339.89</b>	<b>9.64%</b>

	Original Total Budget	Current Total Budget	Period Activity	Fiscal Activity	Variance Favorable (Unfavorable)	Percent Used
<b>Category: 6000 - Commodities</b>						
<a href="#">01-12-65100</a> Office Supplies	1,500.00	1,500.00	13.93	3,809.56	-2,309.56	253.97 %
<b>Category: 6000 - Commodities Total:</b>	<b>1,500.00</b>	<b>1,500.00</b>	<b>13.93</b>	<b>3,809.56</b>	<b>-2,309.56</b>	<b>253.97%</b>
<b>Category: 8000 - Capital Outlay</b>						
<a href="#">01-12-83000</a> Equipment	5,000.00	5,000.00	0.00	0.00	5,000.00	0.00 %
<a href="#">01-12-83010</a> Equipment - IT	3,750.00	3,750.00	0.00	2,397.76	1,352.24	63.94 %
<b>Category: 8000 - Capital Outlay Total:</b>	<b>8,750.00</b>	<b>8,750.00</b>	<b>0.00</b>	<b>2,397.76</b>	<b>6,352.24</b>	<b>27.40%</b>
<b>Category: 9000 - Other Expenditures</b>						
<a href="#">01-12-91100</a> Community Relations	8,500.00	8,500.00	493.18	1,180.68	7,319.32	13.89 %
<b>Category: 9000 - Other Expenditures Total:</b>	<b>8,500.00</b>	<b>8,500.00</b>	<b>493.18</b>	<b>1,180.68</b>	<b>7,319.32</b>	<b>13.89%</b>
<b>Department: 12 - Mayor &amp; City Council Total:</b>	<b>56,800.00</b>	<b>56,800.00</b>	<b>2,616.57</b>	<b>16,367.71</b>	<b>40,432.29</b>	<b>28.82%</b>
<b>Department: 13 - City Clerk</b>						
<b>Category: 4000 - Personnel</b>						
<a href="#">01-13-42100</a> Full-Time	148,777.00	148,777.00	12,752.37	61,008.47	87,768.53	41.01 %
<a href="#">01-13-42300</a> Overtime	200.00	200.00	0.00	0.00	200.00	0.00 %
<a href="#">01-13-45100</a> Health Insurance	4,707.00	4,707.00	494.66	2,197.68	2,509.32	46.69 %
<a href="#">01-13-45200</a> Life Insurance	110.00	110.00	8.98	35.91	74.09	32.65 %
<b>Category: 4000 - Personnel Total:</b>	<b>153,794.00</b>	<b>153,794.00</b>	<b>13,256.01</b>	<b>63,242.06</b>	<b>90,551.94</b>	<b>41.12%</b>
<b>Category: 5000 - Contractual Services</b>						
<a href="#">01-13-54900</a> Other Professional Services	30,000.00	30,000.00	25.00	14,145.87	15,854.13	47.15 %
<a href="#">01-13-55100</a> Postage	2,000.00	2,000.00	0.00	0.00	2,000.00	0.00 %
<a href="#">01-13-55200</a> Telephone	600.00	600.00	35.02	140.08	459.92	23.35 %
<a href="#">01-13-55300</a> Publishing	150.00	150.00	0.00	0.00	150.00	0.00 %
<a href="#">01-13-55400</a> Printing	3,500.00	3,500.00	0.00	0.00	3,500.00	0.00 %
<a href="#">01-13-56100</a> Dues	2,200.00	2,200.00	0.00	200.00	2,000.00	9.09 %
<a href="#">01-13-56200</a> Travel	700.00	700.00	0.00	0.00	700.00	0.00 %
<a href="#">01-13-56300</a> Training	2,500.00	2,500.00	0.00	0.00	2,500.00	0.00 %
<a href="#">01-13-56400</a> Tuition	2,000.00	2,000.00	0.00	0.00	2,000.00	0.00 %
<a href="#">01-13-56500</a> Publications	340.00	340.00	0.00	0.00	340.00	0.00 %
<a href="#">01-13-56600</a> Conference	1,500.00	1,500.00	0.00	0.00	1,500.00	0.00 %
<b>Category: 5000 - Contractual Services Total:</b>	<b>45,490.00</b>	<b>45,490.00</b>	<b>60.02</b>	<b>14,485.95</b>	<b>31,004.05</b>	<b>31.84%</b>
<b>Category: 6000 - Commodities</b>						
<a href="#">01-13-65100</a> Office Supplies	1,500.00	1,500.00	146.13	146.13	1,353.87	9.74 %
<b>Category: 6000 - Commodities Total:</b>	<b>1,500.00</b>	<b>1,500.00</b>	<b>146.13</b>	<b>146.13</b>	<b>1,353.87</b>	<b>9.74%</b>
<b>Category: 8000 - Capital Outlay</b>						
<a href="#">01-13-83000</a> Equipment	2,000.00	2,000.00	379.99	379.99	1,620.01	19.00 %
<a href="#">01-13-83010</a> Equipment - IT	1,750.00	1,750.00	0.00	1,474.98	275.02	84.28 %
<a href="#">01-13-87000</a> Furniture	1,000.00	1,000.00	316.38	316.38	683.62	31.64 %
<b>Category: 8000 - Capital Outlay Total:</b>	<b>4,750.00</b>	<b>4,750.00</b>	<b>696.37</b>	<b>2,171.35</b>	<b>2,578.65</b>	<b>45.71%</b>
<b>Category: 9000 - Other Expenditures</b>						
<a href="#">01-13-92900</a> Miscellaneous	500.00	500.00	0.00	0.00	500.00	0.00 %
<a href="#">01-13-95300</a> Intergovernmental Agreement	18,000.00	18,000.00	1,368.00	4,960.00	13,040.00	27.56 %
<b>Category: 9000 - Other Expenditures Total:</b>	<b>18,500.00</b>	<b>18,500.00</b>	<b>1,368.00</b>	<b>4,960.00</b>	<b>13,540.00</b>	<b>26.81%</b>
<b>Department: 13 - City Clerk Total:</b>	<b>224,034.00</b>	<b>224,034.00</b>	<b>15,526.53</b>	<b>85,005.49</b>	<b>139,028.51</b>	<b>37.94%</b>
<b>Department: 17 - Municipal Building</b>						
<b>Category: 5000 - Contractual Services</b>						
<a href="#">01-17-51100</a> Building Maintenance	200,000.00	200,000.00	5,649.50	38,347.11	161,652.89	19.17 %
<a href="#">01-17-51700</a> Grounds Maintenance	7,500.00	7,500.00	0.00	0.00	7,500.00	0.00 %
<a href="#">01-17-52900</a> Other Maintenance	3,000.00	3,000.00	205.30	613.57	2,386.43	20.45 %
<a href="#">01-17-53600</a> Janitorial Services	39,500.00	39,500.00	0.00	6,654.88	32,845.12	16.85 %
<a href="#">01-17-53700</a> Network Administration	276,149.00	276,149.00	23,012.38	92,049.52	184,099.48	33.33 %
<a href="#">01-17-53900</a> Other Contractual Services	1,500.00	1,500.00	199.64	680.23	819.77	45.35 %
<a href="#">01-17-54900</a> Other Professional Services	32,000.00	32,000.00	108.44	2,734.50	29,265.50	8.55 %
<a href="#">01-17-57100</a> Utilities	4,500.00	4,500.00	250.00	1,000.00	3,500.00	22.22 %
<a href="#">01-17-57300</a> Garbage Disposal/Recycling	1,500.00	1,500.00	60.33	234.87	1,265.13	15.66 %

	Original Total Budget	Current Total Budget	Period Activity	Fiscal Activity	Variance Favorable (Unfavorable)	Percent Used
<a href="#">01-17-59500</a> Property Tax	2,500.00	2,500.00	0.00	0.00	2,500.00	0.00 %
<b>Category: 5000 - Contractual Services Total:</b>	<b>568,149.00</b>	<b>568,149.00</b>	<b>29,485.59</b>	<b>142,314.68</b>	<b>425,834.32</b>	<b>25.05%</b>
<b>Category: 6000 - Commodities</b>						
<a href="#">01-17-61100</a> Building Supplies	5,000.00	5,000.00	179.89	751.76	4,248.24	15.04 %
<a href="#">01-17-61700</a> Grounds Supplies	500.00	500.00	0.00	0.00	500.00	0.00 %
<a href="#">01-17-65100</a> Office Supplies	6,000.00	6,000.00	0.00	971.73	5,028.27	16.20 %
<a href="#">01-17-65400</a> Janitorial Supplies	4,000.00	4,000.00	250.20	708.13	3,291.87	17.70 %
<b>Category: 6000 - Commodities Total:</b>	<b>15,500.00</b>	<b>15,500.00</b>	<b>430.09</b>	<b>2,431.62</b>	<b>13,068.38</b>	<b>15.69%</b>
<b>Category: 8000 - Capital Outlay</b>						
<a href="#">01-17-83000</a> Equipment	25,000.00	25,000.00	0.00	815.16	24,184.84	3.26 %
<b>Category: 8000 - Capital Outlay Total:</b>	<b>25,000.00</b>	<b>25,000.00</b>	<b>0.00</b>	<b>815.16</b>	<b>24,184.84</b>	<b>3.26%</b>
<b>Category: 9000 - Other Expenditures</b>						
<a href="#">01-17-91100</a> Community Relations	20,000.00	20,000.00	1,967.76	6,346.77	13,653.23	31.73 %
<a href="#">01-17-99915</a> Transfer Ambulance Fund	200,000.00	200,000.00	16,666.67	66,666.68	133,333.32	33.33 %
<a href="#">01-17-99964</a> Transfer Admin Services Fund	487,435.00	487,435.00	40,619.61	162,478.44	324,956.56	33.33 %
<a href="#">01-17-99971</a> Transfer Fire Pension	185,000.00	185,000.00	15,401.36	56,284.05	128,715.95	30.42 %
<a href="#">01-17-99972</a> Transfer Police Pension	185,000.00	185,000.00	15,401.36	56,284.05	128,715.95	30.42 %
<b>Category: 9000 - Other Expenditures Total:</b>	<b>1,077,435.00</b>	<b>1,077,435.00</b>	<b>90,056.76</b>	<b>348,059.99</b>	<b>729,375.01</b>	<b>32.30%</b>
<b>Department: 17 - Municipal Building Total:</b>	<b>1,686,084.00</b>	<b>1,686,084.00</b>	<b>119,972.44</b>	<b>493,621.45</b>	<b>1,192,462.55</b>	<b>29.28%</b>
<b>Department: 18 - City Attorney</b>						
<b>Category: 5000 - Contractual Services</b>						
<a href="#">01-18-53300</a> Legal Service	110,000.00	110,000.00	13,549.42	52,256.29	57,743.71	47.51 %
<b>Category: 5000 - Contractual Services Total:</b>	<b>110,000.00</b>	<b>110,000.00</b>	<b>13,549.42</b>	<b>52,256.29</b>	<b>57,743.71</b>	<b>47.51%</b>
<b>Department: 18 - City Attorney Total:</b>	<b>110,000.00</b>	<b>110,000.00</b>	<b>13,549.42</b>	<b>52,256.29</b>	<b>57,743.71</b>	<b>47.51%</b>
<b>Department: 19 - City Manager</b>						
<b>Category: 5000 - Contractual Services</b>						
<a href="#">01-19-54900</a> Other Professional Services	900.00	900.00	0.00	0.00	900.00	0.00 %
<a href="#">01-19-55200</a> Telephone	700.00	700.00	0.00	0.00	700.00	0.00 %
<a href="#">01-19-56000</a> Professional Development	1,800.00	1,800.00	0.00	0.00	1,800.00	0.00 %
<a href="#">01-19-56100</a> Dues	12,500.00	12,500.00	0.00	540.00	11,960.00	4.32 %
<a href="#">01-19-56200</a> Travel	6,500.00	6,500.00	0.00	123.20	6,376.80	1.90 %
<a href="#">01-19-56400</a> Tuition	2,000.00	2,000.00	0.00	0.00	2,000.00	0.00 %
<a href="#">01-19-56600</a> Conference	8,000.00	8,000.00	0.00	0.00	8,000.00	0.00 %
<b>Category: 5000 - Contractual Services Total:</b>	<b>32,400.00</b>	<b>32,400.00</b>	<b>0.00</b>	<b>663.20</b>	<b>31,736.80</b>	<b>2.05%</b>
<b>Category: 6000 - Commodities</b>						
<a href="#">01-19-65100</a> Office Supplies	500.00	500.00	79.18	79.18	420.82	15.84 %
<b>Category: 6000 - Commodities Total:</b>	<b>500.00</b>	<b>500.00</b>	<b>79.18</b>	<b>79.18</b>	<b>420.82</b>	<b>15.84%</b>
<b>Category: 8000 - Capital Outlay</b>						
<a href="#">01-19-83000</a> Equipment	250.00	250.00	0.00	0.00	250.00	0.00 %
<a href="#">01-19-83010</a> Equipment - IT	0.00	0.00	2,100.39	2,100.39	-2,100.39	0.00 %
<b>Category: 8000 - Capital Outlay Total:</b>	<b>250.00</b>	<b>250.00</b>	<b>2,100.39</b>	<b>2,100.39</b>	<b>-1,850.39</b>	<b>840.16%</b>
<b>Category: 9000 - Other Expenditures</b>						
<a href="#">01-19-91100</a> Community Relations	8,500.00	8,500.00	185.00	1,404.14	7,095.86	16.52 %
<a href="#">01-19-92900</a> Miscellaneous	0.00	0.00	9.00	9.00	-9.00	0.00 %
<b>Category: 9000 - Other Expenditures Total:</b>	<b>8,500.00</b>	<b>8,500.00</b>	<b>194.00</b>	<b>1,413.14</b>	<b>7,086.86</b>	<b>16.63%</b>
<b>Department: 19 - City Manager Total:</b>	<b>41,650.00</b>	<b>41,650.00</b>	<b>2,373.57</b>	<b>4,255.91</b>	<b>37,394.09</b>	<b>10.22%</b>
<b>Department: 21 - Police</b>						
<b>Category: 4000 - Personnel</b>						
<a href="#">01-21-42100</a> Full-Time	2,828,747.00	2,828,747.00	260,983.75	1,020,308.76	1,808,438.24	36.07 %
<a href="#">01-21-42200</a> Part-Time	75,000.00	75,000.00	3,923.88	14,730.32	60,269.68	19.64 %
<a href="#">01-21-42300</a> Overtime	150,000.00	150,000.00	12,967.87	62,730.89	87,269.11	41.82 %
<a href="#">01-21-42600</a> Pager	25,000.00	25,000.00	1,827.31	7,480.11	17,519.89	29.92 %
<a href="#">01-21-42800</a> OIC - On-Call FTO	35,000.00	35,000.00	2,914.04	14,246.17	20,753.83	40.70 %
<a href="#">01-21-43000</a> Contribution to Police Pension	1,235,391.00	1,235,391.00	0.00	0.00	1,235,391.00	0.00 %

		Original Total Budget	Current Total Budget	Period Activity	Fiscal Activity	Variance Favorable (Unfavorable)	Percent Used
<a href="#">01-21-45100</a>	Health Insurance	644,000.00	644,000.00	48,650.81	193,163.07	450,836.93	29.99 %
<a href="#">01-21-45200</a>	Life Insurance	1,500.00	1,500.00	129.50	518.00	982.00	34.53 %
<a href="#">01-21-47100</a>	Uniform Allowance	65,000.00	65,000.00	1,969.04	15,439.94	49,560.06	23.75 %
<b>Category: 4000 - Personnel Total:</b>		<b>5,059,638.00</b>	<b>5,059,638.00</b>	<b>333,366.20</b>	<b>1,328,617.26</b>	<b>3,731,020.74</b>	<b>26.26%</b>
<b>Category: 5000 - Contractual Services</b>							
<a href="#">01-21-51300</a>	Vehicle Maintenance	40,000.00	40,000.00	370.00	1,949.44	38,050.56	4.87 %
<a href="#">01-21-53400</a>	Medical Services	1,500.00	1,500.00	258.00	258.00	1,242.00	17.20 %
<a href="#">01-21-54900</a>	Other Professional Services	65,000.00	65,000.00	5,191.00	14,342.55	50,657.45	22.07 %
<a href="#">01-21-55100</a>	Postage	500.00	500.00	420.55	604.44	-104.44	120.89 %
<a href="#">01-21-55200</a>	Telephone	40,000.00	40,000.00	3,776.85	11,651.57	28,348.43	29.13 %
<a href="#">01-21-55400</a>	Printing	5,000.00	5,000.00	22.00	44.00	4,956.00	0.88 %
<a href="#">01-21-56100</a>	Dues	85,000.00	85,000.00	8,277.41	33,720.85	51,279.15	39.67 %
<a href="#">01-21-56200</a>	Travel	10,000.00	10,000.00	0.00	1,083.50	8,916.50	10.84 %
<a href="#">01-21-56300</a>	Training	40,000.00	40,000.00	450.54	2,265.54	37,734.46	5.66 %
<a href="#">01-21-56400</a>	Tuition	5,000.00	5,000.00	0.00	0.00	5,000.00	0.00 %
<a href="#">01-21-57100</a>	Utilities	1,400.00	1,400.00	0.00	0.00	1,400.00	0.00 %
<a href="#">01-21-57800</a>	Animal Control	6,000.00	6,000.00	350.00	953.40	5,046.60	15.89 %
<a href="#">01-21-57900</a>	Other Service Charges	200.00	200.00	0.00	0.00	200.00	0.00 %
<a href="#">01-21-59400</a>	Lease or Rentals	226,000.00	226,000.00	17,622.69	68,809.53	157,190.47	30.45 %
<b>Category: 5000 - Contractual Services Total:</b>		<b>525,600.00</b>	<b>525,600.00</b>	<b>36,739.04</b>	<b>135,682.82</b>	<b>389,917.18</b>	<b>25.81%</b>
<b>Category: 6000 - Commodities</b>							
<a href="#">01-21-61300</a>	Vehicle Supplies	500.00	500.00	0.00	41.38	458.62	8.28 %
<a href="#">01-21-62900</a>	Ammunition	6,000.00	6,000.00	294.00	294.00	5,706.00	4.90 %
<a href="#">01-21-65100</a>	Office Supplies	10,000.00	10,000.00	31.32	1,016.32	8,983.68	10.16 %
<a href="#">01-21-65200</a>	Operating Supplies	185,000.00	185,000.00	3,006.84	7,261.84	177,738.16	3.93 %
<a href="#">01-21-65300</a>	E-Citation Supplies	5,000.00	5,000.00	0.00	0.00	5,000.00	0.00 %
<a href="#">01-21-65500</a>	Gasoline/Oil	75,000.00	75,000.00	7,772.02	23,415.25	51,584.75	31.22 %
<a href="#">01-21-65800</a>	Prisoner Supplies	400.00	400.00	0.00	0.00	400.00	0.00 %
<a href="#">01-21-66200</a>	K9 Supplies	10,000.00	10,000.00	0.00	276.25	9,723.75	2.76 %
<b>Category: 6000 - Commodities Total:</b>		<b>291,900.00</b>	<b>291,900.00</b>	<b>11,104.18</b>	<b>32,305.04</b>	<b>259,594.96</b>	<b>11.07%</b>
<b>Category: 8000 - Capital Outlay</b>							
<a href="#">01-21-83000</a>	Equipment	50,000.00	50,000.00	14,368.00	36,518.19	13,481.81	73.04 %
<a href="#">01-21-83010</a>	Equipment - IT	6,000.00	6,000.00	2,121.69	5,564.41	435.59	92.74 %
<b>Category: 8000 - Capital Outlay Total:</b>		<b>56,000.00</b>	<b>56,000.00</b>	<b>16,489.69</b>	<b>42,082.60</b>	<b>13,917.40</b>	<b>75.15%</b>
<b>Category: 9000 - Other Expenditures</b>							
<a href="#">01-21-91100</a>	Community Relations	5,000.00	5,000.00	0.00	110.19	4,889.81	2.20 %
<a href="#">01-21-91700</a>	Investigations	4,000.00	4,000.00	0.00	0.00	4,000.00	0.00 %
<a href="#">01-21-91710</a>	Drug Investigations	3,000.00	3,000.00	0.00	0.00	3,000.00	0.00 %
<a href="#">01-21-91720</a>	DUI	1,000.00	1,000.00	0.00	0.00	1,000.00	0.00 %
<a href="#">01-21-92900</a>	Miscellaneous	2,500.00	2,500.00	0.00	0.00	2,500.00	0.00 %
<b>Category: 9000 - Other Expenditures Total:</b>		<b>15,500.00</b>	<b>15,500.00</b>	<b>0.00</b>	<b>110.19</b>	<b>15,389.81</b>	<b>0.71%</b>
<b>Department: 21 - Police Total:</b>		<b>5,948,638.00</b>	<b>5,948,638.00</b>	<b>397,699.11</b>	<b>1,538,797.91</b>	<b>4,409,840.09</b>	<b>25.87%</b>
<b>Department: 22 - Fire</b>							
<b>Category: 4000 - Personnel</b>							
<a href="#">01-22-42100</a>	Full-Time	2,048,587.39	2,048,587.39	158,275.04	647,345.72	1,401,241.67	31.60 %
<a href="#">01-22-42200</a>	Part-Time	150,000.00	150,000.00	12,480.07	46,101.44	103,898.56	30.73 %
<a href="#">01-22-42300</a>	Overtime	450,000.00	450,000.00	34,651.62	155,389.43	294,610.57	34.53 %
<a href="#">01-22-43000</a>	Contribution to Fire Pension	587,331.00	587,331.00	0.00	0.00	587,331.00	0.00 %
<a href="#">01-22-45100</a>	Health Insurance	335,270.00	335,270.00	32,704.10	130,816.40	204,453.60	39.02 %
<a href="#">01-22-45200</a>	Life Insurance	1,000.00	1,000.00	68.77	273.85	726.15	27.39 %
<a href="#">01-22-47100</a>	Uniform Allowance	18,000.00	18,000.00	91.99	1,037.05	16,962.95	5.76 %
<b>Category: 4000 - Personnel Total:</b>		<b>3,590,188.39</b>	<b>3,590,188.39</b>	<b>238,271.59</b>	<b>980,963.89</b>	<b>2,609,224.50</b>	<b>27.32%</b>
<b>Category: 5000 - Contractual Services</b>							
<a href="#">01-22-51100</a>	Building Maintenance	10,000.00	10,000.00	3,348.83	5,511.87	4,488.13	55.12 %
<a href="#">01-22-51200</a>	Equipment Maintenance	10,000.00	10,000.00	342.67	3,313.41	6,686.59	33.13 %
<a href="#">01-22-51300</a>	Vehicle Maintenance	30,000.00	30,000.00	4,992.16	10,811.65	19,188.35	36.04 %

		Original Total Budget	Current Total Budget	Period Activity	Fiscal Activity	Variance Favorable (Unfavorable)	Percent Used
<a href="#">01-22-53400</a>	Medical Services	40,000.00	40,000.00	0.00	355.00	39,645.00	0.89 %
<a href="#">01-22-54900</a>	Other Professional Services	90,000.00	90,000.00	7,865.47	31,217.39	58,782.61	34.69 %
<a href="#">01-22-55200</a>	Telephone	12,000.00	12,000.00	798.40	1,889.73	10,110.27	15.75 %
<a href="#">01-22-55400</a>	Printing	1,000.00	1,000.00	0.00	0.00	1,000.00	0.00 %
<a href="#">01-22-56100</a>	Dues	1,000.00	1,000.00	0.00	0.00	1,000.00	0.00 %
<a href="#">01-22-56200</a>	Travel	10,000.00	10,000.00	0.00	80.00	9,920.00	0.80 %
<a href="#">01-22-56300</a>	Training	30,000.00	30,000.00	4,200.00	6,773.43	23,226.57	22.58 %
<a href="#">01-22-56400</a>	Tuition	3,000.00	3,000.00	0.00	0.00	3,000.00	0.00 %
<a href="#">01-22-56500</a>	Publications	500.00	500.00	331.72	634.94	-134.94	126.99 %
<a href="#">01-22-57100</a>	Utilities	1,500.00	1,500.00	0.00	0.00	1,500.00	0.00 %
<a href="#">01-22-59400</a>	Lease or Rentals	2,500.00	2,500.00	119.96	463.16	2,036.84	18.53 %
<b>Category: 5000 - Contractual Services Total:</b>		<b>241,500.00</b>	<b>241,500.00</b>	<b>21,999.21</b>	<b>61,050.58</b>	<b>180,449.42</b>	<b>25.28%</b>
<b>Category: 6000 - Commodities</b>							
<a href="#">01-22-61100</a>	Building Supplies	6,000.00	6,000.00	702.79	1,367.77	4,632.23	22.80 %
<a href="#">01-22-61200</a>	Equipment Supplies	5,000.00	5,000.00	345.51	1,712.36	3,287.64	34.25 %
<a href="#">01-22-61300</a>	Vehicle Supplies	6,000.00	6,000.00	103.19	1,721.36	4,278.64	28.69 %
<a href="#">01-22-65200</a>	Operating Supplies	30,000.00	30,000.00	1,575.26	9,243.96	20,756.04	30.81 %
<a href="#">01-22-65400</a>	Janitorial Supplies	1,500.00	1,500.00	142.74	570.96	929.04	38.06 %
<a href="#">01-22-65500</a>	Gasoline/Oil	25,000.00	25,000.00	2,994.56	8,471.61	16,528.39	33.89 %
<a href="#">01-22-68400</a>	Software	33,000.00	33,000.00	0.00	15,355.53	17,644.47	46.53 %
<b>Category: 6000 - Commodities Total:</b>		<b>106,500.00</b>	<b>106,500.00</b>	<b>5,864.05</b>	<b>38,443.55</b>	<b>68,056.45</b>	<b>36.10%</b>
<b>Category: 8000 - Capital Outlay</b>							
<a href="#">01-22-83000</a>	Equipment	63,200.00	63,200.00	0.00	3,331.13	59,868.87	5.27 %
<a href="#">01-22-83010</a>	Equipment - IT	5,000.00	5,000.00	0.00	0.00	5,000.00	0.00 %
<a href="#">01-22-89000</a>	Other Improvements	20,000.00	20,000.00	0.00	0.00	20,000.00	0.00 %
<b>Category: 8000 - Capital Outlay Total:</b>		<b>88,200.00</b>	<b>88,200.00</b>	<b>0.00</b>	<b>3,331.13</b>	<b>84,868.87</b>	<b>3.78%</b>
<b>Category: 9000 - Other Expenditures</b>							
<a href="#">01-22-91100</a>	Public Relations	1,000.00	1,000.00	0.00	0.00	1,000.00	0.00 %
<b>Category: 9000 - Other Expenditures Total:</b>		<b>1,000.00</b>	<b>1,000.00</b>	<b>0.00</b>	<b>0.00</b>	<b>1,000.00</b>	<b>0.00%</b>
<b>Department: 22 - Fire Total:</b>		<b>4,027,388.39</b>	<b>4,027,388.39</b>	<b>266,134.85</b>	<b>1,083,789.15</b>	<b>2,943,599.24</b>	<b>26.91%</b>
<b>Department: 41 - Street</b>							
<b>Category: 4000 - Personnel</b>							
<a href="#">01-41-42100</a>	Full-Time	1,179,840.47	1,179,840.47	97,031.69	406,023.81	773,816.66	34.41 %
<a href="#">01-41-42300</a>	Overtime	86,000.00	86,000.00	7,160.37	25,912.58	60,087.42	30.13 %
<a href="#">01-41-42600</a>	Pager	36,000.00	36,000.00	2,984.87	14,923.93	21,076.07	41.46 %
<a href="#">01-41-45100</a>	Health Insurance	264,132.84	264,132.84	23,063.93	94,498.31	169,634.53	35.78 %
<a href="#">01-41-45200</a>	Life Insurance	800.00	800.00	48.17	203.19	596.81	25.40 %
<a href="#">01-41-47300</a>	Clothing Acquisition	9,100.00	9,100.00	31.98	1,737.42	7,362.58	19.09 %
<b>Category: 4000 - Personnel Total:</b>		<b>1,575,873.31</b>	<b>1,575,873.31</b>	<b>130,321.01</b>	<b>543,299.24</b>	<b>1,032,574.07</b>	<b>34.48%</b>
<b>Category: 5000 - Contractual Services</b>							
<a href="#">01-41-51100</a>	Building Maintenance	3,000.00	3,000.00	0.00	625.00	2,375.00	20.83 %
<a href="#">01-41-51200</a>	Equipment Maintenance	20,000.00	20,000.00	0.00	9,027.32	10,972.68	45.14 %
<a href="#">01-41-51300</a>	Vehicle Maintenance	30,000.00	30,000.00	482.26	2,584.26	27,415.74	8.61 %
<a href="#">01-41-51400</a>	Street Maintenance	25,000.00	25,000.00	0.00	2,367.75	22,632.25	9.47 %
<a href="#">01-41-51450</a>	Forestry Maintenance	25,000.00	25,000.00	0.00	13,550.00	11,450.00	54.20 %
<a href="#">01-41-51600</a>	Snow Removal Maintenance	5,000.00	5,000.00	0.00	0.00	5,000.00	0.00 %
<a href="#">01-41-52900</a>	Traffic Signal Maintenance	25,000.00	25,000.00	3,269.75	10,886.40	14,113.60	43.55 %
<a href="#">01-41-52920</a>	Property Maintenance	30,000.00	30,000.00	0.00	0.00	30,000.00	0.00 %
<a href="#">01-41-53600</a>	Janitorial Services	2,500.00	2,500.00	414.84	1,253.92	1,246.08	50.16 %
<a href="#">01-41-54900</a>	Other Professional Services	15,000.00	15,000.00	0.00	2,314.70	12,685.30	15.43 %
<a href="#">01-41-55100</a>	Postage	25.00	25.00	0.00	0.00	25.00	0.00 %
<a href="#">01-41-55200</a>	Telephone	6,000.00	6,000.00	507.56	2,129.90	3,870.10	35.50 %
<a href="#">01-41-55300</a>	Publishing	500.00	500.00	0.00	0.00	500.00	0.00 %
<a href="#">01-41-55600</a>	Dispatching/Radio	2,500.00	2,500.00	0.00	0.00	2,500.00	0.00 %
<a href="#">01-41-56200</a>	Travel	5,000.00	5,000.00	0.00	0.00	5,000.00	0.00 %
<a href="#">01-41-56300</a>	Training	20,000.00	20,000.00	630.00	1,000.00	19,000.00	5.00 %

		Original Total Budget	Current Total Budget	Period Activity	Fiscal Activity	Variance Favorable (Unfavorable)	Percent Used
<a href="#">01-41-56500</a>	Publications	200.00	200.00	0.00	0.00	200.00	0.00 %
<a href="#">01-41-57100</a>	Utilities	2,500.00	2,500.00	173.44	495.61	2,004.39	19.82 %
<a href="#">01-41-57200</a>	Street Lighting	1,000.00	1,000.00	40.51	175.97	824.03	17.60 %
<a href="#">01-41-59400</a>	Lease or Rentals	95,000.00	95,000.00	11,622.02	32,200.45	62,799.55	33.90 %
<b>Category: 5000 - Contractual Services Total:</b>		<b>313,225.00</b>	<b>313,225.00</b>	<b>17,140.38</b>	<b>78,611.28</b>	<b>234,613.72</b>	<b>25.10%</b>
<b>Category: 6000 - Commodities</b>							
<a href="#">01-41-61100</a>	Building Supplies	4,000.00	4,000.00	182.83	1,320.87	2,679.13	33.02 %
<a href="#">01-41-61200</a>	Equipment Supplies	30,000.00	30,000.00	12,744.22	25,223.77	4,776.23	84.08 %
<a href="#">01-41-61300</a>	Vehicle Supplies	30,000.00	30,000.00	602.80	13,094.01	16,905.99	43.65 %
<a href="#">01-41-61400</a>	Street Supplies	100,000.00	100,000.00	17,162.06	34,957.44	65,042.56	34.96 %
<a href="#">01-41-61600</a>	Snow Removal Supplies	110,000.00	110,000.00	1,116.00	23,281.34	86,718.66	21.16 %
<a href="#">01-41-61700</a>	Grounds Supplies	10,000.00	10,000.00	720.98	1,625.33	8,374.67	16.25 %
<a href="#">01-41-62900</a>	Other Signage Supplies	25,000.00	25,000.00	2,245.44	3,881.46	21,118.54	15.53 %
<a href="#">01-41-65100</a>	Office Supplies	2,500.00	2,500.00	266.19	1,321.27	1,178.73	52.85 %
<a href="#">01-41-65200</a>	Operating Supplies	15,000.00	15,000.00	749.40	5,073.55	9,926.45	33.82 %
<a href="#">01-41-65300</a>	Small Tools	7,500.00	7,500.00	1,111.98	1,342.94	6,157.06	17.91 %
<a href="#">01-41-65400</a>	Janitorial Supplies	1,000.00	1,000.00	0.00	299.17	700.83	29.92 %
<a href="#">01-41-65500</a>	Gasoline/Oil	70,000.00	70,000.00	4,935.72	24,597.02	45,402.98	35.14 %
<a href="#">01-41-66100</a>	Safety Supplies	6,000.00	6,000.00	0.00	258.60	5,741.40	4.31 %
<a href="#">01-41-68400</a>	Software	5,000.00	5,000.00	0.00	0.00	5,000.00	0.00 %
<b>Category: 6000 - Commodities Total:</b>		<b>416,000.00</b>	<b>416,000.00</b>	<b>41,837.62</b>	<b>136,276.77</b>	<b>279,723.23</b>	<b>32.76%</b>
<b>Category: 7000 - Debt Service</b>							
<a href="#">01-41-72260</a>	Principal Expense	130,723.00	130,723.00	0.00	0.00	130,723.00	0.00 %
<b>Category: 7000 - Debt Service Total:</b>		<b>130,723.00</b>	<b>130,723.00</b>	<b>0.00</b>	<b>0.00</b>	<b>130,723.00</b>	<b>0.00%</b>
<b>Category: 8000 - Capital Outlay</b>							
<a href="#">01-41-83000</a>	Equipment	40,000.00	40,000.00	5,720.00	21,343.27	18,656.73	53.36 %
<a href="#">01-41-83010</a>	Equipment - IT	3,750.00	3,750.00	0.00	1,929.55	1,820.45	51.45 %
<a href="#">01-41-84000</a>	Vehicle	745,000.00	745,000.00	0.00	0.00	745,000.00	0.00 %
<a href="#">01-41-89000</a>	Other Improvements	60,000.00	60,000.00	10,051.35	14,627.45	45,372.55	24.38 %
<b>Category: 8000 - Capital Outlay Total:</b>		<b>848,750.00</b>	<b>848,750.00</b>	<b>15,771.35</b>	<b>37,900.27</b>	<b>810,849.73</b>	<b>4.47%</b>
<b>Category: 9000 - Other Expenditures</b>							
<a href="#">01-41-91000</a>	Bad Debt	0.00	0.00	59.15	277.44	-277.44	0.00 %
<a href="#">01-41-92900</a>	Miscellaneous	200.00	200.00	0.00	0.00	200.00	0.00 %
<b>Category: 9000 - Other Expenditures Total:</b>		<b>200.00</b>	<b>200.00</b>	<b>59.15</b>	<b>277.44</b>	<b>-77.44</b>	<b>138.72%</b>
<b>Department: 41 - Street Total:</b>		<b>3,284,771.31</b>	<b>3,284,771.31</b>	<b>205,129.51</b>	<b>796,365.00</b>	<b>2,488,406.31</b>	<b>24.24%</b>
<b>Department: 44 - Community Development</b>							
<b>Category: 4000 - Personnel</b>							
<a href="#">01-44-42100</a>	Full-Time	351,956.00	351,956.00	26,514.24	106,056.96	245,899.04	30.13 %
<a href="#">01-44-42300</a>	Overtime	500.00	500.00	0.00	0.00	500.00	0.00 %
<a href="#">01-44-45100</a>	Health Insurance	58,345.00	58,345.00	4,522.78	18,091.12	40,253.88	31.01 %
<a href="#">01-44-45200</a>	Life Insurance	300.00	300.00	10.50	42.00	258.00	14.00 %
<b>Category: 4000 - Personnel Total:</b>		<b>411,101.00</b>	<b>411,101.00</b>	<b>31,047.52</b>	<b>124,190.08</b>	<b>286,910.92</b>	<b>30.21%</b>
<b>Category: 5000 - Contractual Services</b>							
<a href="#">01-44-51300</a>	Vehicle Maintenance	1,500.00	1,500.00	0.00	0.00	1,500.00	0.00 %
<a href="#">01-44-54900</a>	Other Professional Services	20,000.00	20,000.00	125.00	158.75	19,841.25	0.79 %
<a href="#">01-44-54920</a>	Downtown Beautification	50,000.00	50,000.00	0.00	0.00	50,000.00	0.00 %
<a href="#">01-44-55200</a>	Telephone	1,000.00	1,000.00	59.39	237.62	762.38	23.76 %
<a href="#">01-44-55300</a>	Publishing	3,000.00	3,000.00	0.00	0.00	3,000.00	0.00 %
<a href="#">01-44-56100</a>	Dues	3,000.00	3,000.00	245.50	490.00	2,510.00	16.33 %
<a href="#">01-44-56200</a>	Travel	7,000.00	7,000.00	36.40	494.40	6,505.60	7.06 %
<a href="#">01-44-56300</a>	Training	7,000.00	7,000.00	185.38	280.38	6,719.62	4.01 %
<a href="#">01-44-56500</a>	Publications	0.00	0.00	0.00	98.37	-98.37	0.00 %
<a href="#">01-44-56600</a>	Conference	0.00	0.00	0.00	838.69	-838.69	0.00 %
<a href="#">01-44-59400</a>	Lease or Rentals	6,000.00	6,000.00	380.70	1,522.65	4,477.35	25.38 %
<b>Category: 5000 - Contractual Services Total:</b>		<b>98,500.00</b>	<b>98,500.00</b>	<b>1,032.37</b>	<b>4,120.86</b>	<b>94,379.14</b>	<b>4.18%</b>

		Original Total Budget	Current Total Budget	Period Activity	Fiscal Activity	Variance Favorable (Unfavorable)	Percent Used
<b>Category: 6000 - Commodities</b>							
<a href="#">01-44-61200</a>	Equipment Supplies	2,500.00	2,500.00	3,070.30	3,633.46	-1,133.46	145.34 %
<a href="#">01-44-65100</a>	Office Supplies	1,000.00	1,000.00	88.86	382.79	617.21	38.28 %
<a href="#">01-44-65500</a>	Gasoline/Oil	500.00	500.00	0.00	112.40	387.60	22.48 %
	<b>Category: 6000 - Commodities Total:</b>	<b>4,000.00</b>	<b>4,000.00</b>	<b>3,159.16</b>	<b>4,128.65</b>	<b>-128.65</b>	<b>103.22%</b>
<b>Category: 8000 - Capital Outlay</b>							
<a href="#">01-44-83010</a>	Equipment - IT	2,375.00	2,375.00	0.00	1,497.48	877.52	63.05 %
<a href="#">01-44-87000</a>	Furniture	0.00	0.00	0.00	190.93	-190.93	0.00 %
	<b>Category: 8000 - Capital Outlay Total:</b>	<b>2,375.00</b>	<b>2,375.00</b>	<b>0.00</b>	<b>1,688.41</b>	<b>686.59</b>	<b>71.09%</b>
<b>Category: 9000 - Other Expenditures</b>							
<a href="#">01-44-91100</a>	Public Relations	17,000.00	17,000.00	2,500.00	4,947.46	12,052.54	29.10 %
	<b>Category: 9000 - Other Expenditures Total:</b>	<b>17,000.00</b>	<b>17,000.00</b>	<b>2,500.00</b>	<b>4,947.46</b>	<b>12,052.54</b>	<b>29.10%</b>
	<b>Department: 44 - Community Development Total:</b>	<b>532,976.00</b>	<b>532,976.00</b>	<b>37,739.05</b>	<b>139,075.46</b>	<b>393,900.54</b>	<b>26.09%</b>
<b>Department: 46 - Cemetery</b>							
<b>Category: 4000 - Personnel</b>							
<a href="#">01-46-42100</a>	Full Time	48,568.21	48,568.21	3,723.88	15,058.97	33,509.24	31.01 %
<a href="#">01-46-42300</a>	Overtime	3,000.00	3,000.00	192.01	960.07	2,039.93	32.00 %
<a href="#">01-46-42600</a>	Pager	3,000.00	3,000.00	0.00	0.00	3,000.00	0.00 %
<a href="#">01-46-45100</a>	Health Insurance	11,496.07	11,496.07	958.34	3,833.26	7,662.81	33.34 %
<a href="#">01-46-45200</a>	Life Insurance	50.00	50.00	1.64	6.64	43.36	13.28 %
	<b>Category: 4000 - Personnel Total:</b>	<b>66,114.28</b>	<b>66,114.28</b>	<b>4,875.87</b>	<b>19,858.94</b>	<b>46,255.34</b>	<b>30.04%</b>
<b>Category: 5000 - Contractual Services</b>							
<a href="#">01-46-51100</a>	Building Maintenance	1,500.00	1,500.00	0.00	300.00	1,200.00	20.00 %
<a href="#">01-46-51200</a>	Equipment Maintenance	250.00	250.00	0.00	0.00	250.00	0.00 %
<a href="#">01-46-51300</a>	Vehicle Maintenance	250.00	250.00	0.00	84.19	165.81	33.68 %
<a href="#">01-46-54900</a>	Other Professional Services	45,000.00	45,000.00	3,099.97	3,099.97	41,900.03	6.89 %
<a href="#">01-46-55200</a>	Telephone	1,500.00	1,500.00	94.38	377.58	1,122.42	25.17 %
<a href="#">01-46-57100</a>	Utilities	2,200.00	2,200.00	15.36	64.28	2,135.72	2.92 %
<a href="#">01-46-59400</a>	Lease or Rentals	15,060.00	15,060.00	1,250.69	5,002.76	10,057.24	33.22 %
	<b>Category: 5000 - Contractual Services Total:</b>	<b>65,760.00</b>	<b>65,760.00</b>	<b>4,460.40</b>	<b>8,928.78</b>	<b>56,831.22</b>	<b>13.58%</b>
<b>Category: 6000 - Commodities</b>							
<a href="#">01-46-61100</a>	Building Supplies	500.00	500.00	0.00	0.00	500.00	0.00 %
<a href="#">01-46-61200</a>	Equipment Supplies	500.00	500.00	521.27	596.19	-96.19	119.24 %
<a href="#">01-46-61300</a>	Vehicle Supplies	250.00	250.00	0.00	0.00	250.00	0.00 %
<a href="#">01-46-61400</a>	Supplies Road	20,000.00	20,000.00	0.00	0.00	20,000.00	0.00 %
<a href="#">01-46-61700</a>	Supplies Grounds	1,600.00	1,600.00	159.20	159.20	1,440.80	9.95 %
<a href="#">01-46-65200</a>	Operating Supplies	750.00	750.00	0.00	140.89	609.11	18.79 %
<a href="#">01-46-65300</a>	Small Tools	500.00	500.00	0.00	24.99	475.01	5.00 %
<a href="#">01-46-65500</a>	Gasoline/Oil	3,000.00	3,000.00	464.20	629.70	2,370.30	20.99 %
	<b>Category: 6000 - Commodities Total:</b>	<b>27,100.00</b>	<b>27,100.00</b>	<b>1,144.67</b>	<b>1,550.97</b>	<b>25,549.03</b>	<b>5.72%</b>
<b>Category: 8000 - Capital Outlay</b>							
<a href="#">01-46-83000</a>	Equipment	15,000.00	15,000.00	0.00	0.00	15,000.00	0.00 %
<a href="#">01-46-89000</a>	Other Improvements	25,000.00	25,000.00	0.00	0.00	25,000.00	0.00 %
	<b>Category: 8000 - Capital Outlay Total:</b>	<b>40,000.00</b>	<b>40,000.00</b>	<b>0.00</b>	<b>0.00</b>	<b>40,000.00</b>	<b>0.00%</b>
<b>Category: 9000 - Other Expenditures</b>							
<a href="#">01-46-92900</a>	Miscellaneous Charges	1,000.00	1,000.00	101.01	580.73	419.27	58.07 %
	<b>Category: 9000 - Other Expenditures Total:</b>	<b>1,000.00</b>	<b>1,000.00</b>	<b>101.01</b>	<b>580.73</b>	<b>419.27</b>	<b>58.07%</b>
	<b>Department: 46 - Cemetery Total:</b>	<b>199,974.28</b>	<b>199,974.28</b>	<b>10,581.95</b>	<b>30,919.42</b>	<b>169,054.86</b>	<b>15.46%</b>
<b>Department: 48 - Engineering</b>							
<b>Category: 4000 - Personnel</b>							
<a href="#">01-48-42100</a>	Full-Time	320,000.00	320,000.00	19,651.40	80,777.92	239,222.08	25.24 %
<a href="#">01-48-42200</a>	Part-Time	5,700.00	5,700.00	0.00	0.00	5,700.00	0.00 %
<a href="#">01-48-42300</a>	Overtime	7,500.00	7,500.00	344.85	344.85	7,155.15	4.60 %
<a href="#">01-48-45100</a>	Health Insurance	55,604.00	55,604.00	2,876.86	11,818.28	43,785.72	21.25 %

		Original Total Budget	Current Total Budget	Period Activity	Fiscal Activity	Variance Favorable (Unfavorable)	Percent Used
<a href="#">01-48-45200</a>	Life Insurance	142.00	142.00	5.36	21.44	120.56	15.10 %
	<b>Category: 4000 - Personnel Total:</b>	<b>388,946.00</b>	<b>388,946.00</b>	<b>22,878.47</b>	<b>92,962.49</b>	<b>295,983.51</b>	<b>23.90%</b>
	<b>Category: 5000 - Contractual Services</b>						
<a href="#">01-48-51100</a>	Building Maintenance	3,300.00	3,300.00	1,500.00	1,500.00	1,800.00	45.45 %
<a href="#">01-48-51200</a>	Equipment Maintenance	2,000.00	2,000.00	201.76	861.70	1,138.30	43.09 %
<a href="#">01-48-51300</a>	Vehicle Maintenance	2,600.00	2,600.00	186.30	186.30	2,413.70	7.17 %
<a href="#">01-48-53200</a>	Engineering Service	8,700.00	8,700.00	4,335.95	6,561.50	2,138.50	75.42 %
<a href="#">01-48-54900</a>	Other Professional Services	6,200.00	6,200.00	796.13	6,102.38	97.62	98.43 %
<a href="#">01-48-55200</a>	Telephone	2,400.00	2,400.00	165.06	685.26	1,714.74	28.55 %
<a href="#">01-48-55300</a>	Publishing	200.00	200.00	0.00	0.00	200.00	0.00 %
<a href="#">01-48-56100</a>	Dues	1,200.00	1,200.00	0.00	298.00	902.00	24.83 %
<a href="#">01-48-56200</a>	Travel	1,000.00	1,000.00	0.00	40.00	960.00	4.00 %
<a href="#">01-48-56300</a>	Training	3,500.00	3,500.00	0.00	315.00	3,185.00	9.00 %
<a href="#">01-48-56500</a>	Publications	100.00	100.00	0.00	0.00	100.00	0.00 %
<a href="#">01-48-57100</a>	Utilities	100.00	100.00	0.00	0.00	100.00	0.00 %
<a href="#">01-48-59400</a>	Lease or Rentals	14,800.00	14,800.00	1,507.09	6,107.58	8,692.42	41.27 %
	<b>Category: 5000 - Contractual Services Total:</b>	<b>46,100.00</b>	<b>46,100.00</b>	<b>8,692.29</b>	<b>22,657.72</b>	<b>23,442.28</b>	<b>49.15%</b>
	<b>Category: 6000 - Commodities</b>						
<a href="#">01-48-61200</a>	Equipment Supplies	1,400.00	1,400.00	76.03	76.03	1,323.97	5.43 %
<a href="#">01-48-65100</a>	Office Supplies	1,100.00	1,100.00	14.99	33.86	1,066.14	3.08 %
<a href="#">01-48-65300</a>	Small Tools	400.00	400.00	0.00	0.00	400.00	0.00 %
<a href="#">01-48-65400</a>	Janitorial Supplies	150.00	150.00	0.00	0.00	150.00	0.00 %
<a href="#">01-48-65500</a>	Gasoline/Oil	2,500.00	2,500.00	97.93	514.09	1,985.91	20.56 %
<a href="#">01-48-67000</a>	Print Materials	300.00	300.00	0.00	0.00	300.00	0.00 %
<a href="#">01-48-68400</a>	Software	5,200.00	5,200.00	0.00	5,696.50	-496.50	109.55 %
	<b>Category: 6000 - Commodities Total:</b>	<b>11,050.00</b>	<b>11,050.00</b>	<b>188.95</b>	<b>6,320.48</b>	<b>4,729.52</b>	<b>57.20%</b>
	<b>Category: 8000 - Capital Outlay</b>						
<a href="#">01-48-82000</a>	Building	3,000.00	3,000.00	0.00	0.00	3,000.00	0.00 %
<a href="#">01-48-83000</a>	Equipment	8,000.00	8,000.00	0.00	0.00	8,000.00	0.00 %
<a href="#">01-48-83010</a>	Equipment - IT	9,875.00	9,875.00	0.00	6,624.69	3,250.31	67.09 %
<a href="#">01-48-87000</a>	Furniture	500.00	500.00	0.00	0.00	500.00	0.00 %
	<b>Category: 8000 - Capital Outlay Total:</b>	<b>21,375.00</b>	<b>21,375.00</b>	<b>0.00</b>	<b>6,624.69</b>	<b>14,750.31</b>	<b>30.99%</b>
	<b>Category: 9000 - Other Expenditures</b>						
<a href="#">01-48-92900</a>	Miscellaneous	400.00	400.00	0.00	0.00	400.00	0.00 %
	<b>Category: 9000 - Other Expenditures Total:</b>	<b>400.00</b>	<b>400.00</b>	<b>0.00</b>	<b>0.00</b>	<b>400.00</b>	<b>0.00%</b>
	<b>Department: 48 - Engineering Total:</b>	<b>467,871.00</b>	<b>467,871.00</b>	<b>31,759.71</b>	<b>128,565.38</b>	<b>339,305.62</b>	<b>27.48%</b>
	<b>Department: 61 - Economic Development</b>						
	<b>Category: 4000 - Personnel</b>						
<a href="#">01-61-45200</a>	Life Insurance	0.00	0.00	0.24	0.96	-0.96	0.00 %
	<b>Category: 4000 - Personnel Total:</b>	<b>0.00</b>	<b>0.00</b>	<b>0.24</b>	<b>0.96</b>	<b>-0.96</b>	<b>0.00%</b>
	<b>Category: 5000 - Contractual Services</b>						
<a href="#">01-61-54900</a>	Other Professional Services	15,000.00	15,000.00	0.00	0.00	15,000.00	0.00 %
<a href="#">01-61-55200</a>	Telephone	1,000.00	1,000.00	0.00	0.00	1,000.00	0.00 %
<a href="#">01-61-56100</a>	Dues	1,500.00	1,500.00	0.00	0.00	1,500.00	0.00 %
<a href="#">01-61-56200</a>	Travel	1,500.00	1,500.00	0.00	0.00	1,500.00	0.00 %
<a href="#">01-61-56300</a>	Training	1,200.00	1,200.00	0.00	0.00	1,200.00	0.00 %
<a href="#">01-61-56600</a>	Conference	2,000.00	2,000.00	0.00	0.00	2,000.00	0.00 %
	<b>Category: 5000 - Contractual Services Total:</b>	<b>22,200.00</b>	<b>22,200.00</b>	<b>0.00</b>	<b>0.00</b>	<b>22,200.00</b>	<b>0.00%</b>
	<b>Category: 6000 - Commodities</b>						
<a href="#">01-61-65200</a>	Operating Supplies	300.00	300.00	0.00	0.00	300.00	0.00 %
	<b>Category: 6000 - Commodities Total:</b>	<b>300.00</b>	<b>300.00</b>	<b>0.00</b>	<b>0.00</b>	<b>300.00</b>	<b>0.00%</b>
	<b>Category: 9000 - Other Expenditures</b>						
<a href="#">01-61-91100</a>	Community Relations	1,200.00	1,200.00	0.00	0.00	1,200.00	0.00 %

	Original Total Budget	Current Total Budget	Period Activity	Fiscal Activity	Variance Favorable (Unfavorable)	Percent Used
<a href="#">01-61-92900</a> Miscellaneous	0.00	0.00	0.00	1,219.15	-1,219.15	0.00 %
<b>Category: 9000 - Other Expenditures Total:</b>	<b>1,200.00</b>	<b>1,200.00</b>	<b>0.00</b>	<b>1,219.15</b>	<b>-19.15</b>	<b>101.60%</b>
<b>Department: 61 - Economic Development Total:</b>	<b>23,700.00</b>	<b>23,700.00</b>	<b>0.24</b>	<b>1,220.11</b>	<b>22,479.89</b>	<b>5.15%</b>
<b>Expense Total:</b>	<b>16,603,886.98</b>	<b>16,603,886.98</b>	<b>1,103,082.95</b>	<b>4,370,239.28</b>	<b>12,233,647.70</b>	<b>26.32%</b>
<b>Fund: 01 - General Surplus (Deficit):</b>	<b>-277,412.34</b>	<b>-277,412.34</b>	<b>-15,412.61</b>	<b>40,987.73</b>	<b>318,400.07</b>	<b>-14.78%</b>
<b>Fund: 11 - Audit</b>						
<b>Revenue</b>						
<b>Department: 00 - 00</b>						
<b>Category: 3110 - Property</b>						
<a href="#">11-00-31100</a> Property Tax	32,000.00	32,000.00	0.00	0.00	-32,000.00	0.00 %
<b>Category: 3110 - Property Total:</b>	<b>32,000.00</b>	<b>32,000.00</b>	<b>0.00</b>	<b>0.00</b>	<b>-32,000.00</b>	<b>0.00%</b>
<b>Category: 3810 - Investment Income</b>						
<a href="#">11-00-38100</a> Interest Income	10.00	10.00	0.00	0.00	-10.00	0.00 %
<b>Category: 3810 - Investment Income Total:</b>	<b>10.00</b>	<b>10.00</b>	<b>0.00</b>	<b>0.00</b>	<b>-10.00</b>	<b>0.00%</b>
<b>Department: 00 - 00 Total:</b>	<b>32,010.00</b>	<b>32,010.00</b>	<b>0.00</b>	<b>0.00</b>	<b>-32,010.00</b>	<b>0.00%</b>
<b>Revenue Total:</b>	<b>32,010.00</b>	<b>32,010.00</b>	<b>0.00</b>	<b>0.00</b>	<b>-32,010.00</b>	<b>0.00%</b>
<b>Expense</b>						
<b>Department: 00 - 00</b>						
<b>Category: 5000 - Contractual Services</b>						
<a href="#">11-00-53100</a> Accounting Service	32,255.00	32,255.00	7,700.00	15,200.00	17,055.00	47.12 %
<b>Category: 5000 - Contractual Services Total:</b>	<b>32,255.00</b>	<b>32,255.00</b>	<b>7,700.00</b>	<b>15,200.00</b>	<b>17,055.00</b>	<b>47.12%</b>
<b>Department: 00 - 00 Total:</b>	<b>32,255.00</b>	<b>32,255.00</b>	<b>7,700.00</b>	<b>15,200.00</b>	<b>17,055.00</b>	<b>47.12%</b>
<b>Expense Total:</b>	<b>32,255.00</b>	<b>32,255.00</b>	<b>7,700.00</b>	<b>15,200.00</b>	<b>17,055.00</b>	<b>47.12%</b>
<b>Fund: 11 - Audit Surplus (Deficit):</b>	<b>-245.00</b>	<b>-245.00</b>	<b>-7,700.00</b>	<b>-15,200.00</b>	<b>-14,955.00</b>	<b>6,204.08%</b>
<b>Fund: 12 - Insurance</b>						
<b>Revenue</b>						
<b>Department: 00 - 00</b>						
<b>Category: 3110 - Property</b>						
<a href="#">12-00-31100</a> Property Tax	455,000.00	455,000.00	0.00	0.00	-455,000.00	0.00 %
<b>Category: 3110 - Property Total:</b>	<b>455,000.00</b>	<b>455,000.00</b>	<b>0.00</b>	<b>0.00</b>	<b>-455,000.00</b>	<b>0.00%</b>
<b>Category: 3810 - Investment Income</b>						
<a href="#">12-00-38100</a> Interest Income	100.00	100.00	0.00	0.00	-100.00	0.00 %
<b>Category: 3810 - Investment Income Total:</b>	<b>100.00</b>	<b>100.00</b>	<b>0.00</b>	<b>0.00</b>	<b>-100.00</b>	<b>0.00%</b>
<b>Department: 00 - 00 Total:</b>	<b>455,100.00</b>	<b>455,100.00</b>	<b>0.00</b>	<b>0.00</b>	<b>-455,100.00</b>	<b>0.00%</b>
<b>Revenue Total:</b>	<b>455,100.00</b>	<b>455,100.00</b>	<b>0.00</b>	<b>0.00</b>	<b>-455,100.00</b>	<b>0.00%</b>
<b>Expense</b>						
<b>Department: 00 - 00</b>						
<b>Category: 5000 - Contractual Services</b>						
<a href="#">12-00-59200</a> Insurance	423,500.00	423,500.00	42,030.38	152,770.49	270,729.51	36.07 %
<b>Category: 5000 - Contractual Services Total:</b>	<b>423,500.00</b>	<b>423,500.00</b>	<b>42,030.38</b>	<b>152,770.49</b>	<b>270,729.51</b>	<b>36.07%</b>
<b>Category: 9000 - Other Expenditures</b>						
<a href="#">12-00-99964</a> Transfer Admin Services Fund	11,000.00	11,000.00	916.67	3,666.68	7,333.32	33.33 %
<b>Category: 9000 - Other Expenditures Total:</b>	<b>11,000.00</b>	<b>11,000.00</b>	<b>916.67</b>	<b>3,666.68</b>	<b>7,333.32</b>	<b>33.33%</b>
<b>Department: 00 - 00 Total:</b>	<b>434,500.00</b>	<b>434,500.00</b>	<b>42,947.05</b>	<b>156,437.17</b>	<b>278,062.83</b>	<b>36.00%</b>
<b>Expense Total:</b>	<b>434,500.00</b>	<b>434,500.00</b>	<b>42,947.05</b>	<b>156,437.17</b>	<b>278,062.83</b>	<b>36.00%</b>
<b>Fund: 12 - Insurance Surplus (Deficit):</b>	<b>20,600.00</b>	<b>20,600.00</b>	<b>-42,947.05</b>	<b>-156,437.17</b>	<b>-177,037.17</b>	<b>-759.40%</b>

Budget Report

For Fiscal: 2026 Per

	Original Total Budget	Current Total Budget	Period Activity	Fiscal Activity	Variance Favorable (Unfavorable)	Percent Used
<b>Fund: 13 - Illinois Municipal Fund</b>						
<b>Revenue</b>						
Department: 00 - 00						
Category: 3110 - Property						
13-00-31100	Property Tax	115,000.00	115,000.00	0.00	0.00	-115,000.00 0.00 %
	Category: 3110 - Property Total:	115,000.00	115,000.00	0.00	0.00	-115,000.00 0.00%
Category: 3420 - Other Taxes						
13-00-34200	Personal Property Replacement Tax	25,352.00	25,352.00	0.00	0.00	-25,352.00 0.00 %
	Category: 3420 - Other Taxes Total:	25,352.00	25,352.00	0.00	0.00	-25,352.00 0.00%
Category: 3810 - Investment Income						
13-00-38100	Interest Income	400.00	400.00	0.00	8.84	-391.16 2.21 %
	Category: 3810 - Investment Income Total:	400.00	400.00	0.00	8.84	-391.16 2.21%
	Department: 00 - 00 Total:	140,752.00	140,752.00	0.00	8.84	-140,743.16 0.01%
	Revenue Total:	140,752.00	140,752.00	0.00	8.84	-140,743.16 0.01%
<b>Expense</b>						
Department: 00 - 00						
Category: 4000 - Personnel						
13-00-46300	IMRF	160,000.00	160,000.00	11,926.71	49,379.61	110,620.39 30.86 %
	Category: 4000 - Personnel Total:	160,000.00	160,000.00	11,926.71	49,379.61	110,620.39 30.86%
	Department: 00 - 00 Total:	160,000.00	160,000.00	11,926.71	49,379.61	110,620.39 30.86%
	Expense Total:	160,000.00	160,000.00	11,926.71	49,379.61	110,620.39 30.86%
	Fund: 13 - Illinois Municipal Fund Surplus (Deficit):	-19,248.00	-19,248.00	-11,926.71	-49,370.77	-30,122.77 256.50%
<b>Fund: 14 - Social Security</b>						
<b>Revenue</b>						
Department: 00 - 00						
Category: 3110 - Property						
14-00-31100	Property Tax	320,000.00	320,000.00	0.00	0.00	-320,000.00 0.00 %
	Category: 3110 - Property Total:	320,000.00	320,000.00	0.00	0.00	-320,000.00 0.00%
Category: 3810 - Investment Income						
14-00-38100	Interest Income	25.00	25.00	0.00	0.00	-25.00 0.00 %
	Category: 3810 - Investment Income Total:	25.00	25.00	0.00	0.00	-25.00 0.00%
	Department: 00 - 00 Total:	320,025.00	320,025.00	0.00	0.00	-320,025.00 0.00%
	Revenue Total:	320,025.00	320,025.00	0.00	0.00	-320,025.00 0.00%
<b>Expense</b>						
Department: 00 - 00						
Category: 4000 - Personnel						
14-00-46100	Social Security	297,000.00	297,000.00	23,942.87	98,455.95	198,544.05 33.15 %
	Category: 4000 - Personnel Total:	297,000.00	297,000.00	23,942.87	98,455.95	198,544.05 33.15%
	Department: 00 - 00 Total:	297,000.00	297,000.00	23,942.87	98,455.95	198,544.05 33.15%
	Expense Total:	297,000.00	297,000.00	23,942.87	98,455.95	198,544.05 33.15%
	Fund: 14 - Social Security Surplus (Deficit):	23,025.00	23,025.00	-23,942.87	-98,455.95	-121,480.95 -427.60%
<b>Fund: 15 - Ambulance</b>						
<b>Revenue</b>						
Department: 00 - 00						
Category: 3810 - Investment Income						
15-00-38100	Interest Income	8,000.00	8,000.00	638.69	1,690.34	-6,309.66 21.13 %
	Category: 3810 - Investment Income Total:	8,000.00	8,000.00	638.69	1,690.34	-6,309.66 21.13%

	Original Total Budget	Current Total Budget	Period Activity	Fiscal Activity	Variance Favorable (Unfavorable)	Percent Used
<b>Category: 3990 - Interfund Transfers</b>						
<a href="#">15-00-39901</a> Transfer from General Fund	200,000.00	200,000.00	16,666.67	66,666.68	-133,333.32	33.33 %
<b>Category: 3990 - Interfund Transfers Total:</b>	<b>200,000.00</b>	<b>200,000.00</b>	<b>16,666.67</b>	<b>66,666.68</b>	<b>-133,333.32</b>	<b>33.33%</b>
<b>Department: 00 - 00 Total:</b>	<b>208,000.00</b>	<b>208,000.00</b>	<b>17,305.36</b>	<b>68,357.02</b>	<b>-139,642.98</b>	<b>32.86%</b>
<b>Revenue Total:</b>	<b>208,000.00</b>	<b>208,000.00</b>	<b>17,305.36</b>	<b>68,357.02</b>	<b>-139,642.98</b>	<b>32.86%</b>
<b>Expense</b>						
<b>Department: 00 - 00</b>						
<b>Category: 7000 - Debt Service</b>						
<a href="#">15-00-72000</a> Interest Expense - 2019 Loan	4,630.50	4,630.50	0.00	0.00	4,630.50	0.00 %
<a href="#">15-00-72200</a> Principal Expense - 2019 Loan	17,500.00	17,500.00	0.00	0.00	17,500.00	0.00 %
<b>Category: 7000 - Debt Service Total:</b>	<b>22,130.50</b>	<b>22,130.50</b>	<b>0.00</b>	<b>0.00</b>	<b>22,130.50</b>	<b>0.00%</b>
<b>Category: 8000 - Capital Outlay</b>						
<a href="#">15-00-82000</a> Building	375,000.00	375,000.00	0.00	167,250.00	207,750.00	44.60 %
<a href="#">15-00-83000</a> Equipment	0.00	0.00	11,792.00	11,792.00	-11,792.00	0.00 %
<a href="#">15-00-84000</a> Vehicle	447,000.00	447,000.00	0.00	0.00	447,000.00	0.00 %
<b>Category: 8000 - Capital Outlay Total:</b>	<b>822,000.00</b>	<b>822,000.00</b>	<b>11,792.00</b>	<b>179,042.00</b>	<b>642,958.00</b>	<b>21.78%</b>
<b>Department: 00 - 00 Total:</b>	<b>844,130.50</b>	<b>844,130.50</b>	<b>11,792.00</b>	<b>179,042.00</b>	<b>665,088.50</b>	<b>21.21%</b>
<b>Expense Total:</b>	<b>844,130.50</b>	<b>844,130.50</b>	<b>11,792.00</b>	<b>179,042.00</b>	<b>665,088.50</b>	<b>21.21%</b>
<b>Fund: 15 - Ambulance Surplus (Deficit):</b>	<b>-636,130.50</b>	<b>-636,130.50</b>	<b>5,513.36</b>	<b>-110,684.98</b>	<b>525,445.52</b>	<b>17.40%</b>
<b>Fund: 16 - Eastern Gateway TIF</b>						
<b>Revenue</b>						
<b>Department: 00 - 00</b>						
<b>Category: 3110 - Property</b>						
<a href="#">16-00-31361</a> Property Tax	32,177.00	32,177.00	0.00	0.00	-32,177.00	0.00 %
<b>Category: 3110 - Property Total:</b>	<b>32,177.00</b>	<b>32,177.00</b>	<b>0.00</b>	<b>0.00</b>	<b>-32,177.00</b>	<b>0.00%</b>
<b>Category: 3810 - Investment Income</b>						
<a href="#">16-00-38100</a> Interest Income	100.00	100.00	0.00	0.00	-100.00	0.00 %
<b>Category: 3810 - Investment Income Total:</b>	<b>100.00</b>	<b>100.00</b>	<b>0.00</b>	<b>0.00</b>	<b>-100.00</b>	<b>0.00%</b>
<b>Department: 00 - 00 Total:</b>	<b>32,277.00</b>	<b>32,277.00</b>	<b>0.00</b>	<b>0.00</b>	<b>-32,277.00</b>	<b>0.00%</b>
<b>Revenue Total:</b>	<b>32,277.00</b>	<b>32,277.00</b>	<b>0.00</b>	<b>0.00</b>	<b>-32,277.00</b>	<b>0.00%</b>
<b>Expense</b>						
<b>Department: 00 - 00</b>						
<b>Category: 5000 - Contractual Services</b>						
<a href="#">16-00-53300</a> Legal Service	30,000.00	30,000.00	0.00	0.00	30,000.00	0.00 %
<a href="#">16-00-54900</a> Other Professional Services	7,723.00	7,723.00	0.00	0.00	7,723.00	0.00 %
<b>Category: 5000 - Contractual Services Total:</b>	<b>37,723.00</b>	<b>37,723.00</b>	<b>0.00</b>	<b>0.00</b>	<b>37,723.00</b>	<b>0.00%</b>
<b>Department: 00 - 00 Total:</b>	<b>37,723.00</b>	<b>37,723.00</b>	<b>0.00</b>	<b>0.00</b>	<b>37,723.00</b>	<b>0.00%</b>
<b>Expense Total:</b>	<b>37,723.00</b>	<b>37,723.00</b>	<b>0.00</b>	<b>0.00</b>	<b>37,723.00</b>	<b>0.00%</b>
<b>Fund: 16 - Eastern Gateway TIF Surplus (Deficit):</b>	<b>-5,446.00</b>	<b>-5,446.00</b>	<b>0.00</b>	<b>0.00</b>	<b>5,446.00</b>	<b>0.00%</b>
<b>Fund: 17 - Motor Fuel Tax</b>						
<b>Revenue</b>						
<b>Department: 00 - 00</b>						
<b>Category: 3430 - Motor Fuel Tax</b>						
<a href="#">17-00-34300</a> Motor Fuel Tax Allotment	431,000.00	431,000.00	30,932.80	142,406.47	-288,593.53	33.04 %
<b>Category: 3430 - Motor Fuel Tax Total:</b>	<b>431,000.00</b>	<b>431,000.00</b>	<b>30,932.80</b>	<b>142,406.47</b>	<b>-288,593.53</b>	<b>33.04%</b>
<b>Category: 3470 - Grants</b>						
<a href="#">17-00-34710</a> Grant EDP/TARP S Main St 12-0012-	200,000.00	200,000.00	0.00	0.00	-200,000.00	0.00 %
<b>Category: 3470 - Grants Total:</b>	<b>200,000.00</b>	<b>200,000.00</b>	<b>0.00</b>	<b>0.00</b>	<b>-200,000.00</b>	<b>0.00%</b>

	Original Total Budget	Current Total Budget	Period Activity	Fiscal Activity	Variance Favorable (Unfavorable)	Percent Used
<b>Category: 3810 - Investment Income</b>						
<a href="#">17-00-38100</a> Interest Income	72,000.00	72,000.00	3,704.60	20,737.45	-51,262.55	28.80 %
<b>Category: 3810 - Investment Income Total:</b>	<b>72,000.00</b>	<b>72,000.00</b>	<b>3,704.60</b>	<b>20,737.45</b>	<b>-51,262.55</b>	<b>28.80%</b>
<b>Department: 00 - 00 Total:</b>	<b>703,000.00</b>	<b>703,000.00</b>	<b>34,637.40</b>	<b>163,143.92</b>	<b>-539,856.08</b>	<b>23.21%</b>
<b>Revenue Total:</b>	<b>703,000.00</b>	<b>703,000.00</b>	<b>34,637.40</b>	<b>163,143.92</b>	<b>-539,856.08</b>	<b>23.21%</b>
<b>Expense</b>						
<b>Department: 00 - 00</b>						
<b>Category: 9000 - Other Expenditures</b>						
<a href="#">17-00-99908</a> Transfer Cap Impr S Main 12-00112	200,000.00	200,000.00	0.00	0.00	200,000.00	0.00 %
<a href="#">17-00-99975</a> Trans to Cap Impr MFT Projects	1,165,000.00	1,165,000.00	0.00	0.00	1,165,000.00	0.00 %
<b>Category: 9000 - Other Expenditures Total:</b>	<b>1,365,000.00</b>	<b>1,365,000.00</b>	<b>0.00</b>	<b>0.00</b>	<b>1,365,000.00</b>	<b>0.00%</b>
<b>Department: 00 - 00 Total:</b>	<b>1,365,000.00</b>	<b>1,365,000.00</b>	<b>0.00</b>	<b>0.00</b>	<b>1,365,000.00</b>	<b>0.00%</b>
<b>Expense Total:</b>	<b>1,365,000.00</b>	<b>1,365,000.00</b>	<b>0.00</b>	<b>0.00</b>	<b>1,365,000.00</b>	<b>0.00%</b>
<b>Fund: 17 - Motor Fuel Tax Surplus (Deficit):</b>	<b>-662,000.00</b>	<b>-662,000.00</b>	<b>34,637.40</b>	<b>163,143.92</b>	<b>825,143.92</b>	<b>-24.64%</b>
<b>Fund: 18 - Utility Tax</b>						
<b>Revenue</b>						
<b>Department: 00 - 00</b>						
<b>Category: 3130 - Utility Tax</b>						
<a href="#">18-00-31310</a> Electric Utility Tax	585,000.00	585,000.00	0.00	121,050.16	-463,949.84	20.69 %
<a href="#">18-00-31320</a> Natural Gas Utility Tax	295,000.00	295,000.00	29,856.97	124,191.61	-170,808.39	42.10 %
<b>Category: 3130 - Utility Tax Total:</b>	<b>880,000.00</b>	<b>880,000.00</b>	<b>29,856.97</b>	<b>245,241.77</b>	<b>-634,758.23</b>	<b>27.87%</b>
<b>Category: 3810 - Investment Income</b>						
<a href="#">18-00-38100</a> Interest Income	12,000.00	12,000.00	903.50	2,244.02	-9,755.98	18.70 %
<b>Category: 3810 - Investment Income Total:</b>	<b>12,000.00</b>	<b>12,000.00</b>	<b>903.50</b>	<b>2,244.02</b>	<b>-9,755.98</b>	<b>18.70%</b>
<b>Department: 00 - 00 Total:</b>	<b>892,000.00</b>	<b>892,000.00</b>	<b>30,760.47</b>	<b>247,485.79</b>	<b>-644,514.21</b>	<b>27.75%</b>
<b>Revenue Total:</b>	<b>892,000.00</b>	<b>892,000.00</b>	<b>30,760.47</b>	<b>247,485.79</b>	<b>-644,514.21</b>	<b>27.75%</b>
<b>Expense</b>						
<b>Department: 00 - 00</b>						
<b>Category: 9000 - Other Expenditures</b>						
<a href="#">18-00-99936</a> Capital Improvement Fund Transfer	1,190,000.00	1,190,000.00	0.00	0.00	1,190,000.00	0.00 %
<b>Category: 9000 - Other Expenditures Total:</b>	<b>1,190,000.00</b>	<b>1,190,000.00</b>	<b>0.00</b>	<b>0.00</b>	<b>1,190,000.00</b>	<b>0.00%</b>
<b>Department: 00 - 00 Total:</b>	<b>1,190,000.00</b>	<b>1,190,000.00</b>	<b>0.00</b>	<b>0.00</b>	<b>1,190,000.00</b>	<b>0.00%</b>
<b>Expense Total:</b>	<b>1,190,000.00</b>	<b>1,190,000.00</b>	<b>0.00</b>	<b>0.00</b>	<b>1,190,000.00</b>	<b>0.00%</b>
<b>Fund: 18 - Utility Tax Surplus (Deficit):</b>	<b>-298,000.00</b>	<b>-298,000.00</b>	<b>30,760.47</b>	<b>247,485.79</b>	<b>545,485.79</b>	<b>-83.05%</b>
<b>Fund: 19 - Hotel-Motel Tax</b>						
<b>Revenue</b>						
<b>Department: 00 - 00</b>						
<b>Category: 3140 - Hotel/Motel Tax</b>						
<a href="#">19-00-31400</a> Hotel/Motel Tax	275,000.00	275,000.00	17,633.29	72,408.46	-202,591.54	26.33 %
<b>Category: 3140 - Hotel/Motel Tax Total:</b>	<b>275,000.00</b>	<b>275,000.00</b>	<b>17,633.29</b>	<b>72,408.46</b>	<b>-202,591.54</b>	<b>26.33%</b>
<b>Category: 3790 - Other Revenues</b>						
<a href="#">19-00-37900</a> Other Revenue	10,000.00	10,000.00	0.00	0.00	-10,000.00	0.00 %
<b>Category: 3790 - Other Revenues Total:</b>	<b>10,000.00</b>	<b>10,000.00</b>	<b>0.00</b>	<b>0.00</b>	<b>-10,000.00</b>	<b>0.00%</b>
<b>Category: 3810 - Investment Income</b>						
<a href="#">19-00-38100</a> Interest Income	6,000.00	6,000.00	0.00	97.95	-5,902.05	1.63 %
<b>Category: 3810 - Investment Income Total:</b>	<b>6,000.00</b>	<b>6,000.00</b>	<b>0.00</b>	<b>97.95</b>	<b>-5,902.05</b>	<b>1.63%</b>
<b>Category: 3890 - Miscellaneous Income</b>						
<a href="#">19-00-38983</a> Merchandise Sales	20,000.00	20,000.00	1,474.47	3,874.62	-16,125.38	19.37 %
<b>Category: 3890 - Miscellaneous Income Total:</b>	<b>20,000.00</b>	<b>20,000.00</b>	<b>1,474.47</b>	<b>3,874.62</b>	<b>-16,125.38</b>	<b>19.37%</b>
<b>Department: 00 - 00 Total:</b>	<b>311,000.00</b>	<b>311,000.00</b>	<b>19,107.76</b>	<b>76,381.03</b>	<b>-234,618.97</b>	<b>24.56%</b>
<b>Revenue Total:</b>	<b>311,000.00</b>	<b>311,000.00</b>	<b>19,107.76</b>	<b>76,381.03</b>	<b>-234,618.97</b>	<b>24.56%</b>

		Original Total Budget	Current Total Budget	Period Activity	Fiscal Activity	Variance Favorable (Unfavorable)	Percent Used
<b>Expense</b>							
<b>Department: 00 - 00</b>							
<b>Category: 5000 - Contractual Services</b>							
<a href="#">19-00-54912</a>	Flagg Township Museum	12,000.00	12,000.00	0.00	12,000.00	0.00	100.00 %
<a href="#">19-00-54930</a>	Web Site - Design and Maint	1,000.00	1,000.00	0.00	0.00	1,000.00	0.00 %
<a href="#">19-00-55500</a>	Advertising	10,000.00	10,000.00	2,024.25	4,990.83	5,009.17	49.91 %
<a href="#">19-00-56200</a>	Travel	2,500.00	2,500.00	0.00	0.00	2,500.00	0.00 %
<a href="#">19-00-56600</a>	Conference	2,500.00	2,500.00	0.00	0.00	2,500.00	0.00 %
<b>Category: 5000 - Contractual Services Total:</b>		<b>28,000.00</b>	<b>28,000.00</b>	<b>2,024.25</b>	<b>16,990.83</b>	<b>11,009.17</b>	<b>60.68%</b>
<b>Category: 8000 - Capital Outlay</b>							
<a href="#">19-00-89000</a>	Other Improvements	10,000.00	10,000.00	0.00	0.00	10,000.00	0.00 %
<b>Category: 8000 - Capital Outlay Total:</b>		<b>10,000.00</b>	<b>10,000.00</b>	<b>0.00</b>	<b>0.00</b>	<b>10,000.00</b>	<b>0.00%</b>
<b>Category: 9000 - Other Expenditures</b>							
<a href="#">19-00-91100</a>	Community Relations	5,000.00	5,000.00	0.00	0.00	5,000.00	0.00 %
<a href="#">19-00-91110</a>	Downtown Christmas Promotion	5,000.00	5,000.00	0.00	0.00	5,000.00	0.00 %
<a href="#">19-00-91120</a>	Lincoln Hwy Heritage Festival	8,000.00	8,000.00	0.00	0.00	8,000.00	0.00 %
<a href="#">19-00-91140</a>	Railroad Days	4,000.00	4,000.00	262.50	1,350.00	2,650.00	33.75 %
<a href="#">19-00-91144</a>	Cinco de Mayo	10,000.00	10,000.00	10,847.88	10,847.88	-847.88	108.48 %
<a href="#">19-00-91145</a>	Hay Day	5,000.00	5,000.00	0.00	0.00	5,000.00	0.00 %
<a href="#">19-00-91190</a>	Miscellaneous Events	35,000.00	35,000.00	1,860.00	5,417.69	29,582.31	15.48 %
<a href="#">19-00-99019</a>	Blackhawk Waterways	10,000.00	10,000.00	0.00	0.00	10,000.00	0.00 %
<a href="#">19-00-99959</a>	Transfer to Golf Course	235,000.00	235,000.00	19,583.33	78,333.32	156,666.68	33.33 %
<b>Category: 9000 - Other Expenditures Total:</b>		<b>317,000.00</b>	<b>317,000.00</b>	<b>32,553.71</b>	<b>95,948.89</b>	<b>221,051.11</b>	<b>30.27%</b>
<b>Department: 00 - 00 Total:</b>		<b>355,000.00</b>	<b>355,000.00</b>	<b>34,577.96</b>	<b>112,939.72</b>	<b>242,060.28</b>	<b>31.81%</b>
<b>Department: 30 - Railfan Park</b>							
<b>Category: 4000 - Personnel</b>							
<a href="#">19-30-42200</a>	Part-Time	35,000.00	35,000.00	2,060.96	7,234.40	27,765.60	20.67 %
<a href="#">19-30-46100</a>	Social Security	2,677.50	2,677.50	157.66	553.42	2,124.08	20.67 %
<a href="#">19-30-46300</a>	IMRF	1,715.00	1,715.00	100.99	354.49	1,360.51	20.67 %
<b>Category: 4000 - Personnel Total:</b>		<b>39,392.50</b>	<b>39,392.50</b>	<b>2,319.61</b>	<b>8,142.31</b>	<b>31,250.19</b>	<b>20.67%</b>
<b>Category: 5000 - Contractual Services</b>							
<a href="#">19-30-51100</a>	Building Maintenance	10,000.00	10,000.00	895.40	2,779.86	7,220.14	27.80 %
<a href="#">19-30-57100</a>	Utilities	5,000.00	5,000.00	127.32	667.05	4,332.95	13.34 %
<a href="#">19-30-57901</a>	Railroad Park-Other	0.00	0.00	75.00	221.00	-221.00	0.00 %
<b>Category: 5000 - Contractual Services Total:</b>		<b>15,000.00</b>	<b>15,000.00</b>	<b>1,097.72</b>	<b>3,667.91</b>	<b>11,332.09</b>	<b>24.45%</b>
<b>Category: 6000 - Commodities</b>							
<a href="#">19-30-65200</a>	Operating Supplies	5,000.00	5,000.00	0.00	1,400.79	3,599.21	28.02 %
<b>Category: 6000 - Commodities Total:</b>		<b>5,000.00</b>	<b>5,000.00</b>	<b>0.00</b>	<b>1,400.79</b>	<b>3,599.21</b>	<b>28.02%</b>
<b>Category: 8000 - Capital Outlay</b>							
<a href="#">19-30-89000</a>	Other Improvements	100,000.00	100,000.00	0.00	0.00	100,000.00	0.00 %
<b>Category: 8000 - Capital Outlay Total:</b>		<b>100,000.00</b>	<b>100,000.00</b>	<b>0.00</b>	<b>0.00</b>	<b>100,000.00</b>	<b>0.00%</b>
<b>Category: 9000 - Other Expenditures</b>							
<a href="#">19-30-91101</a>	Railroad Park Merchandise	10,000.00	10,000.00	1,005.94	6,698.37	3,301.63	66.98 %
<b>Category: 9000 - Other Expenditures Total:</b>		<b>10,000.00</b>	<b>10,000.00</b>	<b>1,005.94</b>	<b>6,698.37</b>	<b>3,301.63</b>	<b>66.98%</b>
<b>Department: 30 - Railfan Park Total:</b>		<b>169,392.50</b>	<b>169,392.50</b>	<b>4,423.27</b>	<b>19,909.38</b>	<b>149,483.12</b>	<b>11.75%</b>
<b>Expense Total:</b>		<b>524,392.50</b>	<b>524,392.50</b>	<b>39,001.23</b>	<b>132,849.10</b>	<b>391,543.40</b>	<b>25.33%</b>
<b>Fund: 19 - Hotel-Motel Tax Surplus (Deficit):</b>		<b>-213,392.50</b>	<b>-213,392.50</b>	<b>-19,893.47</b>	<b>-56,468.07</b>	<b>156,924.43</b>	<b>26.46%</b>
<b>Fund: 20 - Sales Tax</b>							
<b>Revenue</b>							
<b>Department: 00 - 00</b>							
<b>Category: 3440 - Sales</b>							
<a href="#">20-00-34400</a>	Sales tax	1,995,000.00	1,995,000.00	212,104.46	697,122.51	-1,297,877.49	34.94 %
<b>Category: 3440 - Sales Total:</b>		<b>1,995,000.00</b>	<b>1,995,000.00</b>	<b>212,104.46</b>	<b>697,122.51</b>	<b>-1,297,877.49</b>	<b>34.94%</b>

	Original Total Budget	Current Total Budget	Period Activity	Fiscal Activity	Variance Favorable (Unfavorable)	Percent Used
<b>Category: 3810 - Investment Income</b>						
<a href="#">20-00-38100</a> Interest Income	75,000.00	75,000.00	13,078.51	57,226.47	-17,773.53	76.30 %
<b>Category: 3810 - Investment Income Total:</b>	<b>75,000.00</b>	<b>75,000.00</b>	<b>13,078.51</b>	<b>57,226.47</b>	<b>-17,773.53</b>	<b>76.30%</b>
<b>Department: 00 - 00 Total:</b>	<b>2,070,000.00</b>	<b>2,070,000.00</b>	<b>225,182.97</b>	<b>754,348.98</b>	<b>-1,315,651.02</b>	<b>36.44%</b>
<b>Revenue Total:</b>	<b>2,070,000.00</b>	<b>2,070,000.00</b>	<b>225,182.97</b>	<b>754,348.98</b>	<b>-1,315,651.02</b>	<b>36.44%</b>
<b>Expense</b>						
<b>Department: 00 - 00</b>						
<b>Category: 9000 - Other Expenditures</b>						
<a href="#">20-00-99901</a> General Fund Transfer	204,000.00	204,000.00	17,000.00	68,000.00	136,000.00	33.33 %
<a href="#">20-00-99936</a> Capital Improvement Fund Transfer	2,821,000.00	2,821,000.00	0.00	0.00	2,821,000.00	0.00 %
<b>Category: 9000 - Other Expenditures Total:</b>	<b>3,025,000.00</b>	<b>3,025,000.00</b>	<b>17,000.00</b>	<b>68,000.00</b>	<b>2,957,000.00</b>	<b>2.25%</b>
<b>Department: 00 - 00 Total:</b>	<b>3,025,000.00</b>	<b>3,025,000.00</b>	<b>17,000.00</b>	<b>68,000.00</b>	<b>2,957,000.00</b>	<b>2.25%</b>
<b>Expense Total:</b>	<b>3,025,000.00</b>	<b>3,025,000.00</b>	<b>17,000.00</b>	<b>68,000.00</b>	<b>2,957,000.00</b>	<b>2.25%</b>
<b>Fund: 20 - Sales Tax Surplus (Deficit):</b>	<b>-955,000.00</b>	<b>-955,000.00</b>	<b>208,182.97</b>	<b>686,348.98</b>	<b>1,641,348.98</b>	<b>-71.87%</b>
<b>Fund: 21 - Lighthouse Pointe TIF</b>						
<b>Revenue</b>						
<b>Department: 00 - 00</b>						
<b>Category: 3110 - Property</b>						
<a href="#">21-00-31361</a> Property Tax	746,640.00	746,640.00	0.00	0.00	-746,640.00	0.00 %
<b>Category: 3110 - Property Total:</b>	<b>746,640.00</b>	<b>746,640.00</b>	<b>0.00</b>	<b>0.00</b>	<b>-746,640.00</b>	<b>0.00%</b>
<b>Category: 3810 - Investment Income</b>						
<a href="#">21-00-38100</a> Interest Income	15,000.00	15,000.00	2,033.23	5,724.01	-9,275.99	38.16 %
<b>Category: 3810 - Investment Income Total:</b>	<b>15,000.00</b>	<b>15,000.00</b>	<b>2,033.23</b>	<b>5,724.01</b>	<b>-9,275.99</b>	<b>38.16%</b>
<b>Department: 00 - 00 Total:</b>	<b>761,640.00</b>	<b>761,640.00</b>	<b>2,033.23</b>	<b>5,724.01</b>	<b>-755,915.99</b>	<b>0.75%</b>
<b>Revenue Total:</b>	<b>761,640.00</b>	<b>761,640.00</b>	<b>2,033.23</b>	<b>5,724.01</b>	<b>-755,915.99</b>	<b>0.75%</b>
<b>Expense</b>						
<b>Department: 00 - 00</b>						
<b>Category: 5000 - Contractual Services</b>						
<a href="#">21-00-53100</a> Accounting Service	2,780.00	2,780.00	2,200.00	2,200.00	580.00	79.14 %
<a href="#">21-00-53300</a> Legal Service	30,000.00	30,000.00	0.00	165.00	29,835.00	0.55 %
<a href="#">21-00-54900</a> Other Professional Services	259,193.00	259,193.00	0.00	0.00	259,193.00	0.00 %
<a href="#">21-00-56300</a> Training	1,500.00	1,500.00	0.00	0.00	1,500.00	0.00 %
<b>Category: 5000 - Contractual Services Total:</b>	<b>293,473.00</b>	<b>293,473.00</b>	<b>2,200.00</b>	<b>2,365.00</b>	<b>291,108.00</b>	<b>0.81%</b>
<b>Category: 7000 - Debt Service</b>						
<a href="#">21-00-72000</a> Interest Expense - 2013 GO TIF Bon	44,250.00	44,250.00	22,125.00	22,125.00	22,125.00	50.00 %
<a href="#">21-00-72200</a> Principal Expense - 2013 GO/TIF Bo	205,000.00	205,000.00	0.00	0.00	205,000.00	0.00 %
<b>Category: 7000 - Debt Service Total:</b>	<b>249,250.00</b>	<b>249,250.00</b>	<b>22,125.00</b>	<b>22,125.00</b>	<b>227,125.00</b>	<b>8.88%</b>
<b>Category: 8000 - Capital Outlay</b>						
<a href="#">21-00-89000</a> Other Improvements	836,000.00	836,000.00	0.00	0.00	836,000.00	0.00 %
<b>Category: 8000 - Capital Outlay Total:</b>	<b>836,000.00</b>	<b>836,000.00</b>	<b>0.00</b>	<b>0.00</b>	<b>836,000.00</b>	<b>0.00%</b>
<b>Department: 00 - 00 Total:</b>	<b>1,378,723.00</b>	<b>1,378,723.00</b>	<b>24,325.00</b>	<b>24,490.00</b>	<b>1,354,233.00</b>	<b>1.78%</b>
<b>Expense Total:</b>	<b>1,378,723.00</b>	<b>1,378,723.00</b>	<b>24,325.00</b>	<b>24,490.00</b>	<b>1,354,233.00</b>	<b>1.78%</b>
<b>Fund: 21 - Lighthouse Pointe TIF Surplus (Deficit):</b>	<b>-617,083.00</b>	<b>-617,083.00</b>	<b>-22,291.77</b>	<b>-18,765.99</b>	<b>598,317.01</b>	<b>3.04%</b>
<b>Fund: 22 - Foreign Fire Insurance</b>						
<b>Revenue</b>						
<b>Department: 00 - 00</b>						
<b>Category: 3120 - Foreign Fire Insurance Tax</b>						
<a href="#">22-00-31200</a> Foreign Fire Receipts	45,000.00	45,000.00	0.00	0.00	-45,000.00	0.00 %
<b>Category: 3120 - Foreign Fire Insurance Tax Total:</b>	<b>45,000.00</b>	<b>45,000.00</b>	<b>0.00</b>	<b>0.00</b>	<b>-45,000.00</b>	<b>0.00%</b>

	Original Total Budget	Current Total Budget	Period Activity	Fiscal Activity	Variance Favorable (Unfavorable)	Percent Used
<b>Category: 3810 - Investment Income</b>						
<a href="#">22-00-38100</a> Interest Income	500.00	500.00	51.98	215.28	-284.72	43.06 %
<b>Category: 3810 - Investment Income Total:</b>	<b>500.00</b>	<b>500.00</b>	<b>51.98</b>	<b>215.28</b>	<b>-284.72</b>	<b>43.06%</b>
<b>Department: 00 - 00 Total:</b>	<b>45,500.00</b>	<b>45,500.00</b>	<b>51.98</b>	<b>215.28</b>	<b>-45,284.72</b>	<b>0.47%</b>
<b>Revenue Total:</b>	<b>45,500.00</b>	<b>45,500.00</b>	<b>51.98</b>	<b>215.28</b>	<b>-45,284.72</b>	<b>0.47%</b>
<b>Expense</b>						
<b>Department: 00 - 00</b>						
<b>Category: 5000 - Contractual Services</b>						
<a href="#">22-00-54900</a> Other Professional Services	1,000.00	1,000.00	0.00	0.00	1,000.00	0.00 %
<a href="#">22-00-56300</a> Training	15,000.00	15,000.00	490.00	1,336.05	13,663.95	8.91 %
<b>Category: 5000 - Contractual Services Total:</b>	<b>16,000.00</b>	<b>16,000.00</b>	<b>490.00</b>	<b>1,336.05</b>	<b>14,663.95</b>	<b>8.35%</b>
<b>Category: 6000 - Commodities</b>						
<a href="#">22-00-65200</a> Operating Supplies	3,000.00	3,000.00	1,008.41	2,008.41	991.59	66.95 %
<b>Category: 6000 - Commodities Total:</b>	<b>3,000.00</b>	<b>3,000.00</b>	<b>1,008.41</b>	<b>2,008.41</b>	<b>991.59</b>	<b>66.95%</b>
<b>Category: 8000 - Capital Outlay</b>						
<a href="#">22-00-83000</a> Equipment	60,000.00	60,000.00	0.00	0.00	60,000.00	0.00 %
<b>Category: 8000 - Capital Outlay Total:</b>	<b>60,000.00</b>	<b>60,000.00</b>	<b>0.00</b>	<b>0.00</b>	<b>60,000.00</b>	<b>0.00%</b>
<b>Department: 00 - 00 Total:</b>	<b>79,000.00</b>	<b>79,000.00</b>	<b>1,498.41</b>	<b>3,344.46</b>	<b>75,655.54</b>	<b>4.23%</b>
<b>Expense Total:</b>	<b>79,000.00</b>	<b>79,000.00</b>	<b>1,498.41</b>	<b>3,344.46</b>	<b>75,655.54</b>	<b>4.23%</b>
<b>Fund: 22 - Foreign Fire Insurance Surplus (Deficit):</b>	<b>-33,500.00</b>	<b>-33,500.00</b>	<b>-1,446.43</b>	<b>-3,129.18</b>	<b>30,370.82</b>	<b>9.34%</b>
<b>Fund: 23 - Downtown &amp; Southern Gateway TIF</b>						
<b>Revenue</b>						
<b>Department: 00 - 00</b>						
<b>Category: 3110 - Property</b>						
<a href="#">23-00-31361</a> Property Tax	706,433.00	706,433.00	0.00	0.00	-706,433.00	0.00 %
<b>Category: 3110 - Property Total:</b>	<b>706,433.00</b>	<b>706,433.00</b>	<b>0.00</b>	<b>0.00</b>	<b>-706,433.00</b>	<b>0.00%</b>
<b>Category: 3470 - Grants</b>						
<a href="#">23-00-34700</a> State Grant	401,740.00	401,740.00	0.00	0.00	-401,740.00	0.00 %
<b>Category: 3470 - Grants Total:</b>	<b>401,740.00</b>	<b>401,740.00</b>	<b>0.00</b>	<b>0.00</b>	<b>-401,740.00</b>	<b>0.00%</b>
<b>Category: 3810 - Investment Income</b>						
<a href="#">23-00-38100</a> Interest Income	50,000.00	50,000.00	3,825.93	15,342.68	-34,657.32	30.69 %
<b>Category: 3810 - Investment Income Total:</b>	<b>50,000.00</b>	<b>50,000.00</b>	<b>3,825.93</b>	<b>15,342.68</b>	<b>-34,657.32</b>	<b>30.69%</b>
<b>Department: 00 - 00 Total:</b>	<b>1,158,173.00</b>	<b>1,158,173.00</b>	<b>3,825.93</b>	<b>15,342.68</b>	<b>-1,142,830.32</b>	<b>1.32%</b>
<b>Revenue Total:</b>	<b>1,158,173.00</b>	<b>1,158,173.00</b>	<b>3,825.93</b>	<b>15,342.68</b>	<b>-1,142,830.32</b>	<b>1.32%</b>
<b>Expense</b>						
<b>Department: 00 - 00</b>						
<b>Category: 5000 - Contractual Services</b>						
<a href="#">23-00-53100</a> Accounting Service	2,780.00	2,780.00	2,200.00	2,200.00	580.00	79.14 %
<a href="#">23-00-53300</a> Legal Service	14,000.00	14,000.00	0.00	0.00	14,000.00	0.00 %
<a href="#">23-00-54900</a> Other Professional Services	170,000.00	170,000.00	21,811.10	145,800.81	24,199.19	85.77 %
<b>Category: 5000 - Contractual Services Total:</b>	<b>186,780.00</b>	<b>186,780.00</b>	<b>24,011.10</b>	<b>148,000.81</b>	<b>38,779.19</b>	<b>79.24%</b>
<b>Category: 7000 - Debt Service</b>						
<a href="#">23-00-72000</a> Interest Expense - 2023 GO/TIF Bon	100,500.00	100,500.00	50,250.00	50,250.00	50,250.00	50.00 %
<a href="#">23-00-72200</a> Principal Expense - 2023 GO/TIF Bo	130,000.00	130,000.00	0.00	0.00	130,000.00	0.00 %
<b>Category: 7000 - Debt Service Total:</b>	<b>230,500.00</b>	<b>230,500.00</b>	<b>50,250.00</b>	<b>50,250.00</b>	<b>180,250.00</b>	<b>21.80%</b>
<b>Category: 8000 - Capital Outlay</b>						
<a href="#">23-00-89000</a> Other Improvements	3,700,000.00	3,700,000.00	12,980.44	26,424.29	3,673,575.71	0.71 %
<b>Category: 8000 - Capital Outlay Total:</b>	<b>3,700,000.00</b>	<b>3,700,000.00</b>	<b>12,980.44</b>	<b>26,424.29</b>	<b>3,673,575.71</b>	<b>0.71%</b>
<b>Department: 00 - 00 Total:</b>	<b>4,117,280.00</b>	<b>4,117,280.00</b>	<b>87,241.54</b>	<b>224,675.10</b>	<b>3,892,604.90</b>	<b>5.46%</b>
<b>Expense Total:</b>	<b>4,117,280.00</b>	<b>4,117,280.00</b>	<b>87,241.54</b>	<b>224,675.10</b>	<b>3,892,604.90</b>	<b>5.46%</b>
<b>Fund: 23 - Downtown &amp; Southern Gateway TIF Surplus (Deficit):</b>	<b>-2,959,107.00</b>	<b>-2,959,107.00</b>	<b>-83,415.61</b>	<b>-209,332.42</b>	<b>2,749,774.58</b>	<b>7.07%</b>

	Original Total Budget	Current Total Budget	Period Activity	Fiscal Activity	Variance Favorable (Unfavorable)	Percent Used
<b>Fund: 24 - Overweight Truck Permit</b>						
<b>Revenue</b>						
<b>Department: 00 - 00</b>						
<b>Category: 3320 - Overweight Truck Permit Fees</b>						
<a href="#">24-00-33200</a>	Overweight Truck Permit Fees	45,000.00	45,000.00	7,062.00	12,622.00	-32,378.00 28.05 %
	<b>Category: 3320 - Overweight Truck Permit Fees Total:</b>	<b>45,000.00</b>	<b>45,000.00</b>	<b>7,062.00</b>	<b>12,622.00</b>	<b>-32,378.00 28.05%</b>
<b>Category: 3520 - Overweight Truck Fines</b>						
<a href="#">24-00-35200</a>	Overweight Truck Fines	6,000.00	6,000.00	570.00	2,952.50	-3,047.50 49.21 %
	<b>Category: 3520 - Overweight Truck Fines Total:</b>	<b>6,000.00</b>	<b>6,000.00</b>	<b>570.00</b>	<b>2,952.50</b>	<b>-3,047.50 49.21%</b>
<b>Category: 3810 - Investment Income</b>						
<a href="#">24-00-38100</a>	Interest Income	2,400.00	2,400.00	226.72	607.47	-1,792.53 25.31 %
	<b>Category: 3810 - Investment Income Total:</b>	<b>2,400.00</b>	<b>2,400.00</b>	<b>226.72</b>	<b>607.47</b>	<b>-1,792.53 25.31%</b>
	<b>Department: 00 - 00 Total:</b>	<b>53,400.00</b>	<b>53,400.00</b>	<b>7,858.72</b>	<b>16,181.97</b>	<b>-37,218.03 30.30%</b>
	<b>Revenue Total:</b>	<b>53,400.00</b>	<b>53,400.00</b>	<b>7,858.72</b>	<b>16,181.97</b>	<b>-37,218.03 30.30%</b>
<b>Expense</b>						
<b>Department: 00 - 00</b>						
<b>Category: 5000 - Contractual Services</b>						
<a href="#">24-00-53200</a>	Engineering Services	2,000.00	2,000.00	0.00	0.00	2,000.00 0.00 %
<a href="#">24-00-56300</a>	Training	2,000.00	2,000.00	0.00	0.00	2,000.00 0.00 %
<a href="#">24-00-57900</a>	Other Service Charges	500.00	500.00	0.00	0.00	500.00 0.00 %
	<b>Category: 5000 - Contractual Services Total:</b>	<b>4,500.00</b>	<b>4,500.00</b>	<b>0.00</b>	<b>0.00</b>	<b>4,500.00 0.00%</b>
<b>Category: 9000 - Other Expenditures</b>						
<a href="#">24-00-99963</a>	Capital Improvement Fund Transfer	215,000.00	215,000.00	0.00	0.00	215,000.00 0.00 %
	<b>Category: 9000 - Other Expenditures Total:</b>	<b>215,000.00</b>	<b>215,000.00</b>	<b>0.00</b>	<b>0.00</b>	<b>215,000.00 0.00%</b>
	<b>Department: 00 - 00 Total:</b>	<b>219,500.00</b>	<b>219,500.00</b>	<b>0.00</b>	<b>0.00</b>	<b>219,500.00 0.00%</b>
	<b>Expense Total:</b>	<b>219,500.00</b>	<b>219,500.00</b>	<b>0.00</b>	<b>0.00</b>	<b>219,500.00 0.00%</b>
	<b>Fund: 24 - Overweight Truck Permit Surplus (Deficit):</b>	<b>-166,100.00</b>	<b>-166,100.00</b>	<b>7,858.72</b>	<b>16,181.97</b>	<b>182,281.97 -9.74%</b>
<b>Fund: 25 - Northern Gateway TIF</b>						
<b>Revenue</b>						
<b>Department: 00 - 00</b>						
<b>Category: 3110 - Property</b>						
<a href="#">25-00-31361</a>	Property Tax	325,398.00	325,398.00	0.00	0.00	-325,398.00 0.00 %
	<b>Category: 3110 - Property Total:</b>	<b>325,398.00</b>	<b>325,398.00</b>	<b>0.00</b>	<b>0.00</b>	<b>-325,398.00 0.00%</b>
<b>Category: 3810 - Investment Income</b>						
<a href="#">25-00-38100</a>	Interest Income	600.00	600.00	391.90	1,103.66	503.66 183.94 %
	<b>Category: 3810 - Investment Income Total:</b>	<b>600.00</b>	<b>600.00</b>	<b>391.90</b>	<b>1,103.66</b>	<b>503.66 183.94%</b>
	<b>Department: 00 - 00 Total:</b>	<b>325,998.00</b>	<b>325,998.00</b>	<b>391.90</b>	<b>1,103.66</b>	<b>-324,894.34 0.34%</b>
	<b>Revenue Total:</b>	<b>325,998.00</b>	<b>325,998.00</b>	<b>391.90</b>	<b>1,103.66</b>	<b>-324,894.34 0.34%</b>
<b>Expense</b>						
<b>Department: 00 - 00</b>						
<b>Category: 5000 - Contractual Services</b>						
<a href="#">25-00-53100</a>	Accounting Service	2,780.00	2,780.00	2,200.00	2,200.00	580.00 79.14 %
<a href="#">25-00-53300</a>	Legal Service	10,000.00	10,000.00	55.00	165.00	9,835.00 1.65 %
<a href="#">25-00-54900</a>	Other Professional Services	100,000.00	100,000.00	0.00	0.00	100,000.00 0.00 %
	<b>Category: 5000 - Contractual Services Total:</b>	<b>112,780.00</b>	<b>112,780.00</b>	<b>2,255.00</b>	<b>2,365.00</b>	<b>110,415.00 2.10%</b>
<b>Category: 8000 - Capital Outlay</b>						
<a href="#">25-00-89000</a>	Other Improvements	134,000.00	134,000.00	0.00	0.00	134,000.00 0.00 %
	<b>Category: 8000 - Capital Outlay Total:</b>	<b>134,000.00</b>	<b>134,000.00</b>	<b>0.00</b>	<b>0.00</b>	<b>134,000.00 0.00%</b>
	<b>Department: 00 - 00 Total:</b>	<b>246,780.00</b>	<b>246,780.00</b>	<b>2,255.00</b>	<b>2,365.00</b>	<b>244,415.00 0.96%</b>
	<b>Expense Total:</b>	<b>246,780.00</b>	<b>246,780.00</b>	<b>2,255.00</b>	<b>2,365.00</b>	<b>244,415.00 0.96%</b>
	<b>Fund: 25 - Northern Gateway TIF Surplus (Deficit):</b>	<b>79,218.00</b>	<b>79,218.00</b>	<b>-1,863.10</b>	<b>-1,261.34</b>	<b>-80,479.34 -1.59%</b>

	Original Total Budget	Current Total Budget	Period Activity	Fiscal Activity	Variance Favorable (Unfavorable)	Percent Used
<b>Fund: 36 - Capital Improvement</b>						
<b>Revenue</b>						
<b>Department: 00 - 00</b>						
<b>Category: 3810 - Investment Income</b>						
<a href="#">36-00-38100</a>	Interest Income	16,000.00	16,000.00	0.00	0.00	-16,000.00 0.00 %
<b>Category: 3810 - Investment Income Total:</b>		<b>16,000.00</b>	<b>16,000.00</b>	<b>0.00</b>	<b>0.00</b>	<b>-16,000.00 0.00%</b>
<b>Category: 3930 - Intergovernmental Agreement</b>						
<a href="#">36-00-40014</a>	Ogle County - Flagg Rd Eng/Constr	1,110,000.00	1,110,000.00	0.00	0.00	-1,110,000.00 0.00 %
<b>Category: 3930 - Intergovernmental Agreement Total:</b>		<b>1,110,000.00</b>	<b>1,110,000.00</b>	<b>0.00</b>	<b>0.00</b>	<b>-1,110,000.00 0.00%</b>
<b>Category: 3990 - Interfund Transfers</b>						
<a href="#">36-00-39920</a>	Transfer from Sales Tax Fund	2,821,000.00	2,821,000.00	0.00	0.00	-2,821,000.00 0.00 %
<a href="#">36-00-39924</a>	Transfer from Overweight Truck Pe	215,000.00	215,000.00	0.00	0.00	-215,000.00 0.00 %
<a href="#">36-00-39953</a>	Transfer from Utility Tax Fund	1,190,000.00	1,190,000.00	0.00	0.00	-1,190,000.00 0.00 %
<a href="#">36-00-39954</a>	Transfer from Electric	936,500.00	936,500.00	0.00	0.00	-936,500.00 0.00 %
<a href="#">36-00-39958</a>	Transfer from Railroad Fund	448,000.00	448,000.00	0.00	0.00	-448,000.00 0.00 %
<a href="#">36-00-39995</a>	Transfer from Solid Waste	936,500.00	936,500.00	0.00	0.00	-936,500.00 0.00 %
<a href="#">36-00-39997</a>	Transfer from Stormwater	85,000.00	85,000.00	0.00	0.00	-85,000.00 0.00 %
<a href="#">36-00-40013</a>	MFT Transfer CIP Projects	1,165,000.00	1,165,000.00	0.00	0.00	-1,165,000.00 0.00 %
<a href="#">36-00-40016</a>	MFT EDP S Main St #15-00118-00F	200,000.00	200,000.00	0.00	0.00	-200,000.00 0.00 %
<b>Category: 3990 - Interfund Transfers Total:</b>		<b>7,997,000.00</b>	<b>7,997,000.00</b>	<b>0.00</b>	<b>0.00</b>	<b>-7,997,000.00 0.00%</b>
<b>Department: 00 - 00 Total:</b>		<b>9,123,000.00</b>	<b>9,123,000.00</b>	<b>0.00</b>	<b>0.00</b>	<b>-9,123,000.00 0.00%</b>
<b>Revenue Total:</b>		<b>9,123,000.00</b>	<b>9,123,000.00</b>	<b>0.00</b>	<b>0.00</b>	<b>-9,123,000.00 0.00%</b>
<b>Expense</b>						
<b>Department: 00 - 00</b>						
<b>Category: 7000 - Debt Service</b>						
<a href="#">36-00-72000</a>	Interest Expense - 2015 Debt Certifi	11,138.00	11,138.00	7,425.00	7,425.00	3,713.00 66.66 %
<a href="#">36-00-72010</a>	Interest Expense - 2018 Debt Certifi	37,900.00	37,900.00	0.00	0.00	37,900.00 0.00 %
<a href="#">36-00-72200</a>	Principal Expense - 2015 Debt Certi	165,000.00	165,000.00	165,000.00	165,000.00	0.00 100.00 %
<a href="#">36-00-72201</a>	Principal Expense - 2018 Debt Certi	615,000.00	615,000.00	0.00	0.00	615,000.00 0.00 %
<a href="#">36-00-73000</a>	Bond Issue Costs 2015 Debt Certific	825.00	825.00	0.00	0.00	825.00 0.00 %
<b>Category: 7000 - Debt Service Total:</b>		<b>829,863.00</b>	<b>829,863.00</b>	<b>172,425.00</b>	<b>172,425.00</b>	<b>657,438.00 20.78%</b>
<b>Category: 8000 - Capital Outlay</b>						
<a href="#">36-00-81010</a>	Misc Road ROW Acquisition	25,000.00	25,000.00	0.00	0.00	25,000.00 0.00 %
<a href="#">36-00-81020</a>	Bridge	100,000.00	100,000.00	0.00	0.00	100,000.00 0.00 %
<a href="#">36-00-81030</a>	IL Rte 38/139 DDI IDOT Impr City Pa	1,873,000.00	1,873,000.00	0.00	0.00	1,873,000.00 0.00 %
<a href="#">36-00-81060</a>	Sidewalks	50,000.00	50,000.00	375.00	375.00	49,625.00 0.75 %
<a href="#">36-00-81070</a>	General Maintenance	85,000.00	85,000.00	0.00	0.00	85,000.00 0.00 %
<a href="#">36-00-81090</a>	QZ upgrades 2026 FRA	29,000.00	29,000.00	0.00	0.00	29,000.00 0.00 %
<a href="#">36-00-81091</a>	Other Street/Alley Improvements	170,000.00	170,000.00	0.00	0.00	170,000.00 0.00 %
<a href="#">36-00-83000</a>	Equipment	0.00	0.00	16,680.00	33,360.00	-33,360.00 0.00 %
<a href="#">36-00-86035</a>	MFT EDP S Main PH2 to Veterans P	2,520,000.00	2,520,000.00	0.00	0.00	2,520,000.00 0.00 %
<a href="#">36-00-86072</a>	1st Ave Bridge over Kyte Pre-Engr P	65,000.00	65,000.00	0.00	0.00	65,000.00 0.00 %
<a href="#">36-00-86074</a>	1st Ave Pvmt Impr project 9th to 2	538,000.00	538,000.00	0.00	0.00	538,000.00 0.00 %
<a href="#">36-00-86089</a>	Flagg Rd/20th St Impr City/County	2,050,000.00	2,050,000.00	0.00	0.00	2,050,000.00 0.00 %
<a href="#">36-00-86092</a>	MFT Misc St Treatments 26-00000-	250,000.00	250,000.00	0.00	0.00	250,000.00 0.00 %
<a href="#">36-00-86099</a>	4th Ave Storm Sewer 3rd to 6th	42,000.00	42,000.00	0.00	0.00	42,000.00 0.00 %
<a href="#">36-00-86103</a>	5th Av Rte 251 Lincoln/6th St 5th A	50,000.00	50,000.00	0.00	0.00	50,000.00 0.00 %
<a href="#">36-00-86104</a>	14th Street Storm Sewer Drainage I	114,000.00	114,000.00	106,041.55	106,041.55	7,958.45 93.02 %
<b>Category: 8000 - Capital Outlay Total:</b>		<b>7,961,000.00</b>	<b>7,961,000.00</b>	<b>123,096.55</b>	<b>139,776.55</b>	<b>7,821,223.45 1.76%</b>
<b>Department: 00 - 00 Total:</b>		<b>8,790,863.00</b>	<b>8,790,863.00</b>	<b>295,521.55</b>	<b>312,201.55</b>	<b>8,478,661.45 3.55%</b>
<b>Expense Total:</b>		<b>8,790,863.00</b>	<b>8,790,863.00</b>	<b>295,521.55</b>	<b>312,201.55</b>	<b>8,478,661.45 3.55%</b>
<b>Fund: 36 - Capital Improvement Surplus (Deficit):</b>		<b>332,137.00</b>	<b>332,137.00</b>	<b>-295,521.55</b>	<b>-312,201.55</b>	<b>-644,338.55 -94.00%</b>

	Original Total Budget	Current Total Budget	Period Activity	Fiscal Activity	Variance Favorable (Unfavorable)	Percent Used
<b>Fund: 37 - Stormwater</b>						
<b>Revenue</b>						
<b>Department: 00 - 00</b>						
<b>Category: 3642 - Stormwater Management Fee</b>						
<a href="#">37-00-36420</a> Stormwater Management Fee	1,500.00	1,500.00	164.82	459.01	-1,040.99	30.60 %
<b>Category: 3642 - Stormwater Management Fee Total:</b>	<b>1,500.00</b>	<b>1,500.00</b>	<b>164.82</b>	<b>459.01</b>	<b>-1,040.99</b>	<b>30.60%</b>
<b>Category: 3810 - Investment Income</b>						
<a href="#">37-00-38100</a> Interest Income	1,500.00	1,500.00	228.75	652.62	-847.38	43.51 %
<b>Category: 3810 - Investment Income Total:</b>	<b>1,500.00</b>	<b>1,500.00</b>	<b>228.75</b>	<b>652.62</b>	<b>-847.38</b>	<b>43.51%</b>
<b>Department: 00 - 00 Total:</b>	<b>3,000.00</b>	<b>3,000.00</b>	<b>393.57</b>	<b>1,111.63</b>	<b>-1,888.37</b>	<b>37.05%</b>
<b>Revenue Total:</b>	<b>3,000.00</b>	<b>3,000.00</b>	<b>393.57</b>	<b>1,111.63</b>	<b>-1,888.37</b>	<b>37.05%</b>
<b>Expense</b>						
<b>Department: 00 - 00</b>						
<b>Category: 5000 - Contractual Services</b>						
<a href="#">37-00-53200</a> Engineering Services	1,000.00	1,000.00	0.00	0.00	1,000.00	0.00 %
<a href="#">37-00-54900</a> Other Professional Services	1,000.00	1,000.00	0.00	0.00	1,000.00	0.00 %
<a href="#">37-00-56100</a> Dues	2,800.00	2,800.00	0.00	0.00	2,800.00	0.00 %
<b>Category: 5000 - Contractual Services Total:</b>	<b>4,800.00</b>	<b>4,800.00</b>	<b>0.00</b>	<b>0.00</b>	<b>4,800.00</b>	<b>0.00%</b>
<b>Category: 8000 - Capital Outlay</b>						
<a href="#">37-00-81000</a> Kyte River Maintenance	6,500.00	6,500.00	0.00	0.00	6,500.00	0.00 %
<a href="#">37-00-88025</a> Kyte River Sediment/Debris/Reml/S	3,000.00	3,000.00	0.00	0.00	3,000.00	0.00 %
<b>Category: 8000 - Capital Outlay Total:</b>	<b>9,500.00</b>	<b>9,500.00</b>	<b>0.00</b>	<b>0.00</b>	<b>9,500.00</b>	<b>0.00%</b>
<b>Category: 9000 - Other Expenditures</b>						
<a href="#">37-00-92000</a> Tributary/Drainage Ditch/Storm Se	10,000.00	10,000.00	0.00	5,375.00	4,625.00	53.75 %
<a href="#">37-00-99977</a> Capital Improvement Fund Transfer	85,000.00	85,000.00	0.00	0.00	85,000.00	0.00 %
<b>Category: 9000 - Other Expenditures Total:</b>	<b>95,000.00</b>	<b>95,000.00</b>	<b>0.00</b>	<b>5,375.00</b>	<b>89,625.00</b>	<b>5.66%</b>
<b>Department: 00 - 00 Total:</b>	<b>109,300.00</b>	<b>109,300.00</b>	<b>0.00</b>	<b>5,375.00</b>	<b>103,925.00</b>	<b>4.92%</b>
<b>Expense Total:</b>	<b>109,300.00</b>	<b>109,300.00</b>	<b>0.00</b>	<b>5,375.00</b>	<b>103,925.00</b>	<b>4.92%</b>
<b>Fund: 37 - Stormwater Surplus (Deficit):</b>	<b>-106,300.00</b>	<b>-106,300.00</b>	<b>393.57</b>	<b>-4,263.37</b>	<b>102,036.63</b>	<b>4.01%</b>
<b>Fund: 51 - Water</b>						
<b>Revenue</b>						
<b>Department: 00 - 00</b>						
<b>Category: 3530 - Penalties</b>						
<a href="#">51-00-35300</a> Penalties	10,300.00	10,300.00	195.23	803.97	-9,496.03	7.81 %
<b>Category: 3530 - Penalties Total:</b>	<b>10,300.00</b>	<b>10,300.00</b>	<b>195.23</b>	<b>803.97</b>	<b>-9,496.03</b>	<b>7.81%</b>
<b>Category: 3710 - Residential Sales</b>						
<a href="#">51-00-37101</a> Residential Sales	1,251,534.00	1,251,534.00	107,735.38	432,271.59	-819,262.41	34.54 %
<b>Category: 3710 - Residential Sales Total:</b>	<b>1,251,534.00</b>	<b>1,251,534.00</b>	<b>107,735.38</b>	<b>432,271.59</b>	<b>-819,262.41</b>	<b>34.54%</b>
<b>Category: 3712 - Commercial Sales</b>						
<a href="#">51-00-37121</a> General Service Sales	1,484,425.00	1,484,425.00	112,287.48	417,935.55	-1,066,489.45	28.15 %
<b>Category: 3712 - Commercial Sales Total:</b>	<b>1,484,425.00</b>	<b>1,484,425.00</b>	<b>112,287.48</b>	<b>417,935.55</b>	<b>-1,066,489.45</b>	<b>28.15%</b>
<b>Category: 3715 - Industrial Sales</b>						
<a href="#">51-00-37151</a> Industrial Sales	1,073,249.00	1,073,249.00	102,036.92	376,437.94	-696,811.06	35.07 %
<a href="#">51-00-37152</a> Industrial Sales - Fire Protection	21,535.00	21,535.00	1,905.87	7,623.48	-13,911.52	35.40 %
<b>Category: 3715 - Industrial Sales Total:</b>	<b>1,094,784.00</b>	<b>1,094,784.00</b>	<b>103,942.79</b>	<b>384,061.42</b>	<b>-710,722.58</b>	<b>35.08%</b>
<b>Category: 3810 - Investment Income</b>						
<a href="#">51-00-38100</a> Interest Income	91,040.00	91,040.00	5,499.82	21,269.32	-69,770.68	23.36 %
<b>Category: 3810 - Investment Income Total:</b>	<b>91,040.00</b>	<b>91,040.00</b>	<b>5,499.82</b>	<b>21,269.32</b>	<b>-69,770.68</b>	<b>23.36%</b>
<b>Category: 3890 - Miscellaneous Income</b>						
<a href="#">51-00-38900</a> Miscellaneous Revenue	1,833.00	1,833.00	150.00	7,100.34	5,267.34	387.36 %
<a href="#">51-00-38901</a> Bulk Water Sales	2,847.00	2,847.00	61.13	931.83	-1,915.17	32.73 %
<a href="#">51-00-38910</a> Tower Lease	105,000.00	105,000.00	6,937.34	27,503.76	-77,496.24	26.19 %

	Original Total Budget	Current Total Budget	Period Activity	Fiscal Activity	Variance Favorable (Unfavorable)	Percent Used
<a href="#">51-00-38930</a> Nonutility Income	979.00	979.00	0.00	0.00	-979.00	0.00 %
<b>Category: 3890 - Miscellaneous Income Total:</b>	<b>110,659.00</b>	<b>110,659.00</b>	<b>7,148.47</b>	<b>35,535.93</b>	<b>-75,123.07</b>	<b>32.11%</b>
<b>Category: 3910 - Other Financing Sources</b>						
<a href="#">51-00-39100</a> IEPA Loan Proceeds	1,900,000.00	1,900,000.00	0.00	463,843.95	-1,436,156.05	24.41 %
<b>Category: 3910 - Other Financing Sources Total:</b>	<b>1,900,000.00</b>	<b>1,900,000.00</b>	<b>0.00</b>	<b>463,843.95</b>	<b>-1,436,156.05</b>	<b>24.41%</b>
<b>Department: 00 - 00 Total:</b>	<b>5,942,742.00</b>	<b>5,942,742.00</b>	<b>336,809.17</b>	<b>1,755,721.73</b>	<b>-4,187,020.27</b>	<b>29.54%</b>
<b>Revenue Total:</b>	<b>5,942,742.00</b>	<b>5,942,742.00</b>	<b>336,809.17</b>	<b>1,755,721.73</b>	<b>-4,187,020.27</b>	<b>29.54%</b>

Expense

Department: 00 - 00

Category: 4000 - Personnel

<a href="#">51-00-42100</a> Full-Time	756,421.31	756,421.31	51,556.86	203,429.56	552,991.75	26.89 %
<a href="#">51-00-42200</a> Part-Time	8,000.00	8,000.00	364.50	1,057.50	6,942.50	13.22 %
<a href="#">51-00-42300</a> Overtime	59,800.00	59,800.00	5,109.76	22,168.59	37,631.41	37.07 %
<a href="#">51-00-42600</a> Pager	36,972.00	36,972.00	3,454.32	14,267.63	22,704.37	38.59 %
<a href="#">51-00-45100</a> Health Insurance	177,754.21	177,754.21	11,569.88	46,728.50	131,025.71	26.29 %
<a href="#">51-00-45200</a> Life Insurance	515.00	515.00	25.53	102.29	412.71	19.86 %
<a href="#">51-00-45300</a> Unemployment Insurance	3,605.00	3,605.00	0.00	0.00	3,605.00	0.00 %
<a href="#">51-00-45400</a> Workers' Compensation	18,504.00	18,504.00	626.82	626.82	17,877.18	3.39 %
<a href="#">51-00-46100</a> Social Security	58,880.00	58,880.00	4,288.61	17,025.20	41,854.80	28.92 %
<a href="#">51-00-46300</a> IMRF	54,636.00	54,636.00	2,924.34	11,642.72	42,993.28	21.31 %
<a href="#">51-00-47300</a> Clothing Acquisition	12,360.00	12,360.00	132.00	656.00	11,704.00	5.31 %
<b>Category: 4000 - Personnel Total:</b>	<b>1,187,447.52</b>	<b>1,187,447.52</b>	<b>80,052.62</b>	<b>317,704.81</b>	<b>869,742.71</b>	<b>26.76%</b>

Category: 5000 - Contractual Services

<a href="#">51-00-51100</a> Building Maintenance	56,650.00	56,650.00	214.00	3,087.92	53,562.08	5.45 %
<a href="#">51-00-51200</a> Equipment Maintenance	51,500.00	51,500.00	3,690.50	4,087.50	47,412.50	7.94 %
<a href="#">51-00-51300</a> Vehicle Maintenance	15,450.00	15,450.00	0.00	5,708.51	9,741.49	36.95 %
<a href="#">51-00-51500</a> Utility System Maintenance	23,500.00	23,500.00	16.00	64.00	23,436.00	0.27 %
<a href="#">51-00-51700</a> Grounds Maintenance	5,150.00	5,150.00	0.00	0.00	5,150.00	0.00 %
<a href="#">51-00-53200</a> Engineering Services	15,450.00	15,450.00	0.00	0.00	15,450.00	0.00 %
<a href="#">51-00-53210</a> Engineering GIS Services	515.00	515.00	0.00	0.00	515.00	0.00 %
<a href="#">51-00-53300</a> Legal Services	10,300.00	10,300.00	2,681.00	6,824.24	3,475.76	66.25 %
<a href="#">51-00-53600</a> Janitorial Services	6,695.00	6,695.00	960.00	4,250.00	2,445.00	63.48 %
<a href="#">51-00-53700</a> Network Administration	138,074.00	138,074.00	11,506.19	46,024.76	92,049.24	33.33 %
<a href="#">51-00-53900</a> Contractor	0.00	0.00	4,602.00	4,602.00	-4,602.00	0.00 %
<a href="#">51-00-54900</a> Other Professional Services	51,500.00	51,500.00	0.00	70.00	51,430.00	0.14 %
<a href="#">51-00-55100</a> Postage	258.00	258.00	0.00	268.11	-10.11	103.92 %
<a href="#">51-00-55200</a> Telephone	9,785.00	9,785.00	491.29	1,979.88	7,805.12	20.23 %
<a href="#">51-00-55700</a> SCADA Services	12,875.00	12,875.00	414.53	599.18	12,275.82	4.65 %
<a href="#">51-00-56100</a> Dues	1,236.00	1,236.00	0.00	3,720.05	-2,484.05	300.97 %
<a href="#">51-00-56200</a> Travel	1,545.00	1,545.00	0.00	47.05	1,497.95	3.05 %
<a href="#">51-00-56300</a> Training	5,150.00	5,150.00	0.00	0.00	5,150.00	0.00 %
<a href="#">51-00-56600</a> Conference	1,030.00	1,030.00	0.00	0.00	1,030.00	0.00 %
<a href="#">51-00-57100</a> Utilities	285,000.00	285,000.00	25,610.98	103,376.79	181,623.21	36.27 %
<a href="#">51-00-57300</a> Garbage Disposal	1,030.00	1,030.00	0.00	0.00	1,030.00	0.00 %
<a href="#">51-00-57400</a> Natural Gas/Fuel Oil	3,451.00	3,451.00	1,706.58	2,508.53	942.47	72.69 %
<a href="#">51-00-57910</a> Other Service Charges - Outside La	6,180.00	6,180.00	1,781.25	4,659.75	1,520.25	75.40 %
<a href="#">51-00-59200</a> General Insurance	25,750.00	25,750.00	2,145.83	8,583.32	17,166.68	33.33 %
<a href="#">51-00-59400</a> Lease or Rentals	36,050.00	36,050.00	3,408.26	11,909.44	24,140.56	33.04 %
<b>Category: 5000 - Contractual Services Total:</b>	<b>764,124.00</b>	<b>764,124.00</b>	<b>59,228.41</b>	<b>212,371.03</b>	<b>551,752.97</b>	<b>27.79%</b>

Category: 6000 - Commodities

<a href="#">51-00-61200</a> Equipment Supplies	20,600.00	20,600.00	3,492.06	12,958.66	7,641.34	62.91 %
<a href="#">51-00-61210</a> Equipment Supplies - Lab	2,575.00	2,575.00	0.00	24.12	2,550.88	0.94 %
<a href="#">51-00-61300</a> Vehicle Supplies	1,803.00	1,803.00	500.00	1,603.41	199.59	88.93 %
<a href="#">51-00-61500</a> Utility System Maintenance Supplie	10,300.00	10,300.00	0.00	0.00	10,300.00	0.00 %
<a href="#">51-00-65100</a> Office Supplies	5,150.00	5,150.00	135.18	1,301.65	3,848.35	25.27 %
<a href="#">51-00-65200</a> Operating Supplies	92,000.00	92,000.00	7,489.16	41,032.69	50,967.31	44.60 %

	Original Total Budget	Current Total Budget	Period Activity	Fiscal Activity	Variance Favorable (Unfavorable)	Percent Used
<a href="#">51-00-65210</a>	Operating Supplies - Lab	41,200.00	41,200.00	922.36	12,387.61	28,812.39 30.07 %
<a href="#">51-00-65300</a>	Small Tools	7,725.00	7,725.00	44.17	923.70	6,801.30 11.96 %
<a href="#">51-00-65400</a>	Janitorial Supplies	515.00	515.00	0.00	320.46	194.54 62.23 %
<a href="#">51-00-65500</a>	Gasoline/Oil	12,875.00	12,875.00	0.00	3,462.68	9,412.32 26.89 %
<a href="#">51-00-65600</a>	Chemicals	186,945.00	186,945.00	26,648.40	70,617.09	116,327.91 37.77 %
<a href="#">51-00-66100</a>	Safety Supplies	12,875.00	12,875.00	0.00	208.44	12,666.56 1.62 %
<a href="#">51-00-67000</a>	Print Materials	5,923.00	5,923.00	0.00	0.00	5,923.00 0.00 %
<a href="#">51-00-68400</a>	Software	28,000.00	28,000.00	11,130.31	12,779.64	15,220.36 45.64 %
<b>Category: 6000 - Commodities Total:</b>		<b>428,486.00</b>	<b>428,486.00</b>	<b>50,361.64</b>	<b>157,620.15</b>	<b>270,865.85 36.79%</b>
<b>Category: 7000 - Debt Service</b>						
<a href="#">51-00-72000</a>	Interest Expense	81,386.08	81,386.08	0.00	28,932.49	52,453.59 35.55 %
<a href="#">51-00-72260</a>	Principal Expense	394,132.65	394,132.65	0.00	128,939.31	265,193.34 32.71 %
<b>Category: 7000 - Debt Service Total:</b>		<b>475,518.73</b>	<b>475,518.73</b>	<b>0.00</b>	<b>157,871.80</b>	<b>317,646.93 33.20%</b>
<b>Category: 8000 - Capital Outlay</b>						
<a href="#">51-00-83010</a>	Equipment - IT	7,750.00	7,750.00	0.00	6,434.91	1,315.09 83.03 %
<a href="#">51-00-89000</a>	Other Improvements	2,246,688.00	2,246,688.00	42,267.64	126,282.80	2,120,405.20 5.62 %
<b>Category: 8000 - Capital Outlay Total:</b>		<b>2,254,438.00</b>	<b>2,254,438.00</b>	<b>42,267.64</b>	<b>132,717.71</b>	<b>2,121,720.29 5.89%</b>
<b>Category: 9000 - Other Expenditures</b>						
<a href="#">51-00-91000</a>	Bad Debt	515.00	515.00	561.86	2,608.88	-2,093.88 506.58 %
<a href="#">51-00-91100</a>	Community Relations	515.00	515.00	0.00	12.03	502.97 2.34 %
<a href="#">51-00-92900</a>	Miscellaneous	1,545.00	1,545.00	0.00	85.09	1,459.91 5.51 %
<a href="#">51-00-99901</a>	General Fund Transfer	227,688.00	227,688.00	18,974.00	75,896.00	151,792.00 33.33 %
<a href="#">51-00-99954</a>	Electric Fund Transfer	210,288.80	210,288.80	17,524.06	70,096.24	140,192.56 33.33 %
<a href="#">51-00-99964</a>	Admin Services Fund Transfer	104,450.00	104,450.00	8,704.20	34,816.80	69,633.20 33.33 %
<b>Category: 9000 - Other Expenditures Total:</b>		<b>545,001.80</b>	<b>545,001.80</b>	<b>45,764.12</b>	<b>183,515.04</b>	<b>361,486.76 33.67%</b>
<b>Department: 00 - 00 Total:</b>		<b>5,655,016.05</b>	<b>5,655,016.05</b>	<b>277,674.43</b>	<b>1,161,800.54</b>	<b>4,493,215.51 20.54%</b>
<b>Expense Total:</b>		<b>5,655,016.05</b>	<b>5,655,016.05</b>	<b>277,674.43</b>	<b>1,161,800.54</b>	<b>4,493,215.51 20.54%</b>
<b>Fund: 51 - Water Surplus (Deficit):</b>		<b>287,725.95</b>	<b>287,725.95</b>	<b>59,134.74</b>	<b>593,921.19</b>	<b>306,195.24 206.42%</b>
<b>Fund: 52 - Water Reclamation</b>						
<b>Revenue</b>						
<b>Department: 50 - 50</b>						
<b>Category: 3530 - Penalties</b>						
<a href="#">52-50-35300</a>	Penalties	15,450.00	15,450.00	185.28	840.43	-14,609.57 5.44 %
<b>Category: 3530 - Penalties Total:</b>		<b>15,450.00</b>	<b>15,450.00</b>	<b>185.28</b>	<b>840.43</b>	<b>-14,609.57 5.44%</b>
<b>Category: 3710 - Residential Sales</b>						
<a href="#">52-50-37101</a>	Residential Sales	1,350,918.00	1,350,918.00	114,860.26	470,029.24	-880,888.76 34.79 %
<b>Category: 3710 - Residential Sales Total:</b>		<b>1,350,918.00</b>	<b>1,350,918.00</b>	<b>114,860.26</b>	<b>470,029.24</b>	<b>-880,888.76 34.79%</b>
<b>Category: 3712 - Commercial Sales</b>						
<a href="#">52-50-37121</a>	General Service	1,484,873.00	1,484,873.00	136,738.68	535,080.04	-949,792.96 36.04 %
<a href="#">52-50-37125</a>	General Service Sewer Surcharge	27,873.00	27,873.00	2,688.74	10,275.90	-17,597.10 36.87 %
<b>Category: 3712 - Commercial Sales Total:</b>		<b>1,512,746.00</b>	<b>1,512,746.00</b>	<b>139,427.42</b>	<b>545,355.94</b>	<b>-967,390.06 36.05%</b>
<b>Category: 3715 - Industrial Sales</b>						
<a href="#">52-50-37150</a>	Industrial Sales	1,276,052.00	1,276,052.00	95.30	20,508.39	-1,255,543.61 1.61 %
<a href="#">52-50-37153</a>	Industrial Sewer Surcharge	139,050.00	139,050.00	12,314.80	43,754.72	-95,295.28 31.47 %
<b>Category: 3715 - Industrial Sales Total:</b>		<b>1,415,102.00</b>	<b>1,415,102.00</b>	<b>12,410.10</b>	<b>64,263.11</b>	<b>-1,350,838.89 4.54%</b>
<b>Category: 3810 - Investment Income</b>						
<a href="#">52-50-38100</a>	Interest Income	169,950.00	169,950.00	5,581.63	22,561.41	-147,388.59 13.28 %
<b>Category: 3810 - Investment Income Total:</b>		<b>169,950.00</b>	<b>169,950.00</b>	<b>5,581.63</b>	<b>22,561.41</b>	<b>-147,388.59 13.28%</b>
<b>Category: 3890 - Miscellaneous Income</b>						
<a href="#">52-50-38900</a>	Miscellaneous Service Revenues	0.00	0.00	282.00	4,612.38	4,612.38 0.00 %
<a href="#">52-50-38901</a>	Revenues from Merchandising	5,665.00	5,665.00	286.01	4,448.02	-1,216.98 78.52 %
<a href="#">52-50-38905</a>	Outside Contractual Waste Fees	150,000.00	150,000.00	15,261.62	61,747.82	-88,252.18 41.17 %
<a href="#">52-50-38930</a>	Nonutility Income	1,545.00	1,545.00	0.00	0.00	-1,545.00 0.00 %
<b>Category: 3890 - Miscellaneous Income Total:</b>		<b>157,210.00</b>	<b>157,210.00</b>	<b>15,829.63</b>	<b>70,808.22</b>	<b>-86,401.78 45.04%</b>

		Original Total Budget	Current Total Budget	Period Activity	Fiscal Activity	Variance Favorable (Unfavorable)	Percent Used
<b>Category: 3910 - Other Financing Sources</b>							
<a href="#">52-50-39100</a>	IEPA Loan Proceeds	0.00	0.00	0.00	327,614.27	327,614.27	0.00 %
<b>Category: 3910 - Other Financing Sources Total:</b>		<b>0.00</b>	<b>0.00</b>	<b>0.00</b>	<b>327,614.27</b>	<b>327,614.27</b>	<b>0.00%</b>
<b>Department: 50 - 50 Total:</b>		<b>4,621,376.00</b>	<b>4,621,376.00</b>	<b>288,294.32</b>	<b>1,501,472.62</b>	<b>-3,119,903.38</b>	<b>32.49%</b>
<b>Revenue Total:</b>		<b>4,621,376.00</b>	<b>4,621,376.00</b>	<b>288,294.32</b>	<b>1,501,472.62</b>	<b>-3,119,903.38</b>	<b>32.49%</b>
<b>Expense</b>							
<b>Department: 50 - 50</b>							
<b>Category: 4000 - Personnel</b>							
<a href="#">52-50-42100</a>	Full-Time	835,633.66	835,633.66	63,441.02	252,699.18	582,934.48	30.24 %
<a href="#">52-50-42200</a>	Part-Time	10,000.00	10,000.00	364.50	1,057.50	8,942.50	10.58 %
<a href="#">52-50-42300</a>	Overtime	46,350.00	46,350.00	6,711.21	16,163.44	30,186.56	34.87 %
<a href="#">52-50-42600</a>	Pager	36,050.00	36,050.00	3,918.64	14,009.82	22,040.18	38.86 %
<a href="#">52-50-45100</a>	Health Insurance	145,614.18	145,614.18	12,033.46	48,583.36	97,030.82	33.36 %
<a href="#">52-50-45200</a>	Life Insurance	515.00	515.00	32.25	128.93	386.07	25.03 %
<a href="#">52-50-45300</a>	Unemployment Insurance	3,605.00	3,605.00	0.00	0.00	3,605.00	0.00 %
<a href="#">52-50-45400</a>	Workers' Compensation	25,750.00	25,750.00	1,062.59	1,062.59	24,687.41	4.13 %
<a href="#">52-50-46100</a>	Social Security	60,553.00	60,553.00	5,354.72	20,310.12	40,242.88	33.54 %
<a href="#">52-50-46300</a>	IMRF	43,772.00	43,772.00	3,610.66	13,760.63	30,011.37	31.44 %
<a href="#">52-50-47100</a>	Uniform Allowance	10,300.00	10,300.00	1,090.00	1,090.00	9,210.00	10.58 %
<a href="#">52-50-47300</a>	Clothing Acquisition	12,875.00	12,875.00	931.68	3,290.29	9,584.71	25.56 %
<b>Category: 4000 - Personnel Total:</b>		<b>1,231,017.84</b>	<b>1,231,017.84</b>	<b>98,550.73</b>	<b>372,155.86</b>	<b>858,861.98</b>	<b>30.23%</b>
<b>Category: 5000 - Contractual Services</b>							
<a href="#">52-50-51100</a>	Building Maintenance	47,972.00	47,972.00	69.55	3,134.35	44,837.65	6.53 %
<a href="#">52-50-51200</a>	Equipment Maintenance	53,303.00	53,303.00	25,097.50	31,109.46	22,193.54	58.36 %
<a href="#">52-50-51300</a>	Vehicle Maintenance	15,991.00	15,991.00	0.00	10,454.88	5,536.12	65.38 %
<a href="#">52-50-51500</a>	Utility System Maintenance	5,000.00	5,000.00	16.00	64.00	4,936.00	1.28 %
<a href="#">52-50-51700</a>	Grounds Maintenance	8,500.00	8,500.00	0.00	0.00	8,500.00	0.00 %
<a href="#">52-50-53200</a>	Engineering Services	35,000.00	35,000.00	0.00	1,360.20	33,639.80	3.89 %
<a href="#">52-50-53300</a>	Legal Services	7,200.00	7,200.00	2,131.00	5,446.74	1,753.26	75.65 %
<a href="#">52-50-53600</a>	Janitorial Services	9,061.00	9,061.00	960.00	4,250.00	4,811.00	46.90 %
<a href="#">52-50-53700</a>	Network Administration	138,074.00	138,074.00	11,506.19	46,024.76	92,049.24	33.33 %
<a href="#">52-50-54900</a>	Other Professional Services	89,713.00	89,713.00	0.00	84.00	89,629.00	0.09 %
<a href="#">52-50-55100</a>	Postage	0.00	0.00	0.00	70.69	-70.69	0.00 %
<a href="#">52-50-55200</a>	Telephone	6,929.00	6,929.00	1,580.17	3,931.83	2,997.17	56.74 %
<a href="#">52-50-55700</a>	SCADA Services	7,995.00	7,995.00	38.02	1,446.32	6,548.68	18.09 %
<a href="#">52-50-56100</a>	Dues	21,321.00	21,321.00	0.00	4,030.04	17,290.96	18.90 %
<a href="#">52-50-56200</a>	Travel	1,066.00	1,066.00	0.00	0.00	1,066.00	0.00 %
<a href="#">52-50-56300</a>	Training	5,863.00	5,863.00	0.00	0.00	5,863.00	0.00 %
<a href="#">52-50-56600</a>	Conference	500.00	500.00	-369.19	-284.19	784.19	-56.84 %
<a href="#">52-50-57100</a>	Utilities	346,466.00	346,466.00	30,217.25	125,245.10	221,220.90	36.15 %
<a href="#">52-50-57300</a>	Garbage/Sludge Disposal	95,000.00	95,000.00	5,942.88	30,674.94	64,325.06	32.29 %
<a href="#">52-50-57400</a>	Natural Gas/Fuel Oil	39,000.00	39,000.00	3,961.75	15,262.99	23,737.01	39.14 %
<a href="#">52-50-57910</a>	Other Service Charges - Outside La	22,000.00	22,000.00	876.00	6,579.00	15,421.00	29.90 %
<a href="#">52-50-59200</a>	General Insurance	36,050.00	36,050.00	3,004.17	12,016.68	24,033.32	33.33 %
<a href="#">52-50-59400</a>	Lease or Rentals	35,000.00	35,000.00	5,393.53	22,464.71	12,535.29	64.18 %
<a href="#">52-50-59600</a>	Permits	6,929.00	6,929.00	0.00	0.00	6,929.00	0.00 %
<b>Category: 5000 - Contractual Services Total:</b>		<b>1,033,933.00</b>	<b>1,033,933.00</b>	<b>90,424.82</b>	<b>323,366.50</b>	<b>710,566.50</b>	<b>31.28%</b>
<b>Category: 6000 - Commodities</b>							
<a href="#">52-50-61100</a>	Building Supplies	15,000.00	15,000.00	-1,082.39	10,575.63	4,424.37	70.50 %
<a href="#">52-50-61200</a>	Equipment Supplies	54,901.00	54,901.00	9,575.49	53,339.13	1,561.87	97.16 %
<a href="#">52-50-61210</a>	Equipment Supplies - Lab	7,137.00	7,137.00	750.12	2,310.50	4,826.50	32.37 %
<a href="#">52-50-61300</a>	Vehicle Supplies	6,040.00	6,040.00	1,296.42	6,127.37	-87.37	101.45 %
<a href="#">52-50-61700</a>	Grounds Supplies	2,200.00	2,200.00	244.99	399.39	1,800.61	18.15 %
<a href="#">52-50-65100</a>	Office Supplies	14,823.00	14,823.00	144.78	1,769.63	13,053.37	11.94 %
<a href="#">52-50-65200</a>	Operating Supplies	71,372.00	71,372.00	1,152.45	19,618.18	51,753.82	27.49 %
<a href="#">52-50-65210</a>	Operating Supplies - Lab	16,470.00	16,470.00	2,543.47	18,234.43	-1,764.43	110.71 %
<a href="#">52-50-65300</a>	Small Tools	5,490.00	5,490.00	288.97	1,543.80	3,946.20	28.12 %

		Original Total Budget	Current Total Budget	Period Activity	Fiscal Activity	Variance Favorable (Unfavorable)	Percent Used
<a href="#">52-50-65500</a>	Gasoline/Oil	21,960.00	21,960.00	0.00	3,775.43	18,184.57	17.19 %
<a href="#">52-50-65600</a>	Chemicals	111,394.00	111,394.00	16,480.50	19,078.14	92,315.86	17.13 %
<a href="#">52-50-66100</a>	Safety Supplies	10,000.00	10,000.00	220.00	663.03	9,336.97	6.63 %
<a href="#">52-50-68400</a>	Software	6,000.00	6,000.00	11,130.32	17,999.65	-11,999.65	299.99 %
<b>Category: 6000 - Commodities Total:</b>		<b>342,787.00</b>	<b>342,787.00</b>	<b>42,745.12</b>	<b>155,434.31</b>	<b>187,352.69</b>	<b>45.34%</b>
<b>Category: 7000 - Debt Service</b>							
<a href="#">52-50-72000</a>	Interest Expense - IEPA WWTP Upg	105,592.00	105,592.00	0.00	0.00	105,592.00	0.00 %
<a href="#">52-50-72010</a>	Interest Expense - IEPA Askvig	1,193.82	1,193.82	0.00	714.52	479.30	59.85 %
<a href="#">52-50-72260</a>	Principal Expense	503,869.93	503,869.93	0.00	18,817.67	485,052.26	3.73 %
<b>Category: 7000 - Debt Service Total:</b>		<b>610,655.75</b>	<b>610,655.75</b>	<b>0.00</b>	<b>19,532.19</b>	<b>591,123.56</b>	<b>3.20%</b>
<b>Category: 8000 - Capital Outlay</b>							
<a href="#">52-50-83010</a>	Equipment - IT	7,750.00	7,750.00	0.00	6,434.90	1,315.10	83.03 %
<a href="#">52-50-89000</a>	Other Improvement	703,568.00	703,568.00	1,728.24	37,032.17	666,535.83	5.26 %
<b>Category: 8000 - Capital Outlay Total:</b>		<b>711,318.00</b>	<b>711,318.00</b>	<b>1,728.24</b>	<b>43,467.07</b>	<b>667,850.93</b>	<b>6.11%</b>
<b>Category: 9000 - Other Expenditures</b>							
<a href="#">52-50-91000</a>	Bad Debt	1,030.00	1,030.00	654.82	2,908.32	-1,878.32	282.36 %
<a href="#">52-50-91100</a>	Community Relations	0.00	0.00	0.00	38.17	-38.17	0.00 %
<a href="#">52-50-92900</a>	Miscellaneous	1,030.00	1,030.00	0.00	0.00	1,030.00	0.00 %
<a href="#">52-50-99901</a>	General Fund Transfer	281,680.00	281,680.00	23,473.33	93,893.32	187,786.68	33.33 %
<a href="#">52-50-99954</a>	Electric Fund Transfer	210,288.80	210,288.80	17,524.06	70,096.24	140,192.56	33.33 %
<a href="#">52-50-99964</a>	Admin Services Fund Transfer	121,859.00	121,859.00	10,154.90	40,619.60	81,239.40	33.33 %
<b>Category: 9000 - Other Expenditures Total:</b>		<b>615,887.80</b>	<b>615,887.80</b>	<b>51,807.11</b>	<b>207,555.65</b>	<b>408,332.15</b>	<b>33.70%</b>
<b>Department: 50 - 50 Total:</b>		<b>4,545,599.39</b>	<b>4,545,599.39</b>	<b>285,256.02</b>	<b>1,121,511.58</b>	<b>3,424,087.81</b>	<b>24.67%</b>
<b>Expense Total:</b>		<b>4,545,599.39</b>	<b>4,545,599.39</b>	<b>285,256.02</b>	<b>1,121,511.58</b>	<b>3,424,087.81</b>	<b>24.67%</b>
<b>Fund: 52 - Water Reclamation Surplus (Deficit):</b>		<b>75,776.61</b>	<b>75,776.61</b>	<b>3,038.30</b>	<b>379,961.04</b>	<b>304,184.43</b>	<b>501.42%</b>
<b>Fund: 53 - Solid Waste</b>							
<b>Revenue</b>							
<b>Department: 00 - 00</b>							
<b>Category: 3630 - Sanitation Collections</b>							
<a href="#">53-00-36300</a>	Sanitation Collections	454,269.00	454,269.00	39,987.29	164,156.00	-290,113.00	36.14 %
<a href="#">53-00-36310</a>	Recycling	1,000.00	1,000.00	50.00	105.00	-895.00	10.50 %
<b>Category: 3630 - Sanitation Collections Total:</b>		<b>455,269.00</b>	<b>455,269.00</b>	<b>40,037.29</b>	<b>164,261.00</b>	<b>-291,008.00</b>	<b>36.08%</b>
<b>Category: 3810 - Investment Income</b>							
<a href="#">53-00-38100</a>	Interest Income	170,000.00	170,000.00	15,072.98	60,322.39	-109,677.61	35.48 %
<b>Category: 3810 - Investment Income Total:</b>		<b>170,000.00</b>	<b>170,000.00</b>	<b>15,072.98</b>	<b>60,322.39</b>	<b>-109,677.61</b>	<b>35.48%</b>
<b>Category: 3850 - Solid Waste Fees</b>							
<a href="#">53-00-38525</a>	Host Fee	528,750.00	528,750.00	0.00	241,266.58	-287,483.42	45.63 %
<a href="#">53-00-38530</a>	Base Fee	75,000.00	75,000.00	0.00	18,750.00	-56,250.00	25.00 %
<a href="#">53-00-38535</a>	Solid Waste Fee	47,000.00	47,000.00	0.00	54,176.56	7,176.56	115.27 %
<a href="#">53-00-38540</a>	Supplemental Host Fee	52,000.00	52,000.00	0.00	16,401.17	-35,598.83	31.54 %
<b>Category: 3850 - Solid Waste Fees Total:</b>		<b>702,750.00</b>	<b>702,750.00</b>	<b>0.00</b>	<b>330,594.31</b>	<b>-372,155.69</b>	<b>47.04%</b>
<b>Department: 00 - 00 Total:</b>		<b>1,328,019.00</b>	<b>1,328,019.00</b>	<b>55,110.27</b>	<b>555,177.70</b>	<b>-772,841.30</b>	<b>41.80%</b>
<b>Revenue Total:</b>		<b>1,328,019.00</b>	<b>1,328,019.00</b>	<b>55,110.27</b>	<b>555,177.70</b>	<b>-772,841.30</b>	<b>41.80%</b>
<b>Expense</b>							
<b>Department: 00 - 00</b>							
<b>Category: 5000 - Contractual Services</b>							
<a href="#">53-00-53300</a>	Legal Services	5,000.00	5,000.00	0.00	242.50	4,757.50	4.85 %
<a href="#">53-00-53900</a>	Other Contractual Services	60,000.00	60,000.00	11,420.00	11,675.00	48,325.00	19.46 %
<a href="#">53-00-57311</a>	Residential Solid Waste	232,735.68	232,735.68	19,686.96	78,747.84	153,987.84	33.84 %
<a href="#">53-00-57312</a>	Landscape Waste-other	117,696.00	117,696.00	6,530.55	13,061.10	104,634.90	11.10 %
<a href="#">53-00-57313</a>	Recycling	88,560.00	88,560.00	7,151.10	28,604.40	59,955.60	32.30 %
<a href="#">53-00-57314</a>	Supplemental Host Fee - Creston	52,500.00	52,500.00	0.00	16,401.17	36,098.83	31.24 %
<a href="#">53-00-57315</a>	Recycling Processing Fees	20,000.00	20,000.00	1,345.41	7,760.89	12,239.11	38.80 %
<b>Category: 5000 - Contractual Services Total:</b>		<b>576,491.68</b>	<b>576,491.68</b>	<b>46,134.02</b>	<b>156,492.90</b>	<b>419,998.78</b>	<b>27.15%</b>

	Original Total Budget	Current Total Budget	Period Activity	Fiscal Activity	Variance Favorable (Unfavorable)	Percent Used
<b>Category: 9000 - Other Expenditures</b>						
<a href="#">53-00-99323</a> Interfund Transfers	936,500.00	936,500.00	0.00	0.00	936,500.00	0.00 %
<a href="#">53-00-99901</a> General Fund Transfer	734,636.00	734,636.00	61,219.67	244,878.68	489,757.32	33.33 %
<b>Category: 9000 - Other Expenditures Total:</b>	<b>1,671,136.00</b>	<b>1,671,136.00</b>	<b>61,219.67</b>	<b>244,878.68</b>	<b>1,426,257.32</b>	<b>14.65%</b>
<b>Department: 00 - 00 Total:</b>	<b>2,247,627.68</b>	<b>2,247,627.68</b>	<b>107,353.69</b>	<b>401,371.58</b>	<b>1,846,256.10</b>	<b>17.86%</b>
<b>Expense Total:</b>	<b>2,247,627.68</b>	<b>2,247,627.68</b>	<b>107,353.69</b>	<b>401,371.58</b>	<b>1,846,256.10</b>	<b>17.86%</b>
<b>Fund: 53 - Solid Waste Surplus (Deficit):</b>	<b>-919,608.68</b>	<b>-919,608.68</b>	<b>-52,243.42</b>	<b>153,806.12</b>	<b>1,073,414.80</b>	<b>-16.73%</b>
<b>Fund: 54 - Electric</b>						
<b>Revenue</b>						
<b>Department: 90 - Administration</b>						
<b>Category: 3530 - Penalties</b>						
<a href="#">54-90-35300</a> Penalties	0.00	0.00	4,136.87	9,052.07	9,052.07	0.00 %
<b>Category: 3530 - Penalties Total:</b>	<b>0.00</b>	<b>0.00</b>	<b>4,136.87</b>	<b>9,052.07</b>	<b>9,052.07</b>	<b>0.00%</b>
<b>Category: 3710 - Residential Sales</b>						
<a href="#">54-90-37101</a> Residential Sales	5,500,000.00	5,500,000.00	433,014.39	1,996,997.08	-3,503,002.92	36.31 %
<a href="#">54-90-37110</a> Security Lighting	80,000.00	80,000.00	7,413.01	29,650.33	-50,349.67	37.06 %
<b>Category: 3710 - Residential Sales Total:</b>	<b>5,580,000.00</b>	<b>5,580,000.00</b>	<b>440,427.40</b>	<b>2,026,647.41</b>	<b>-3,553,352.59</b>	<b>36.32%</b>
<b>Category: 3712 - Commercial Sales</b>						
<a href="#">54-90-37121</a> Small General Service	5,400,000.00	5,400,000.00	480,715.93	2,026,417.62	-3,373,582.38	37.53 %
<b>Category: 3712 - Commercial Sales Total:</b>	<b>5,400,000.00</b>	<b>5,400,000.00</b>	<b>480,715.93</b>	<b>2,026,417.62</b>	<b>-3,373,582.38</b>	<b>37.53%</b>
<b>Category: 3715 - Industrial Sales</b>						
<a href="#">54-90-37151</a> Large General Service	9,550,000.00	9,550,000.00	764,083.27	2,998,667.06	-6,551,332.94	31.40 %
<a href="#">54-90-37152</a> Time of Use	21,500,000.00	21,500,000.00	1,376,959.09	5,260,344.03	-16,239,655.97	24.47 %
<b>Category: 3715 - Industrial Sales Total:</b>	<b>31,050,000.00</b>	<b>31,050,000.00</b>	<b>2,141,042.36</b>	<b>8,259,011.09</b>	<b>-22,790,988.91</b>	<b>26.60%</b>
<b>Category: 3718 - Street Lights</b>						
<a href="#">54-90-37182</a> Street, Hwy, Traffic Lights	1,500.00	1,500.00	86.21	347.43	-1,152.57	23.16 %
<a href="#">54-90-37186</a> Municipal Street Lighting	450.00	450.00	38.94	171.25	-278.75	38.06 %
<b>Category: 3718 - Street Lights Total:</b>	<b>1,950.00</b>	<b>1,950.00</b>	<b>125.15</b>	<b>518.68</b>	<b>-1,431.32</b>	<b>26.60%</b>
<b>Category: 3792 - Other Service Charges</b>						
<a href="#">54-90-37920</a> Customer Fees	40,000.00	40,000.00	6,236.00	17,230.14	-22,769.86	43.08 %
<b>Category: 3792 - Other Service Charges Total:</b>	<b>40,000.00</b>	<b>40,000.00</b>	<b>6,236.00</b>	<b>17,230.14</b>	<b>-22,769.86</b>	<b>43.08%</b>
<b>Category: 3810 - Investment Income</b>						
<a href="#">54-90-38100</a> Interest Income	750,000.00	750,000.00	56,912.86	223,770.42	-526,229.58	29.84 %
<b>Category: 3810 - Investment Income Total:</b>	<b>750,000.00</b>	<b>750,000.00</b>	<b>56,912.86</b>	<b>223,770.42</b>	<b>-526,229.58</b>	<b>29.84%</b>
<b>Category: 3890 - Miscellaneous Income</b>						
<a href="#">54-90-38900</a> Miscellaneous Income	10,000.00	10,000.00	1,569.91	14,487.61	4,487.61	144.88 %
<a href="#">54-90-38980</a> Rent From Property & Poles	52,000.00	52,000.00	0.00	19,350.25	-32,649.75	37.21 %
<a href="#">54-90-38981</a> Renewable Energy Certificates	400,000.00	400,000.00	33,325.25	133,676.00	-266,324.00	33.42 %
<a href="#">54-90-38982</a> Royalty Income	55,000.00	55,000.00	4,442.56	17,792.92	-37,207.08	32.35 %
<b>Category: 3890 - Miscellaneous Income Total:</b>	<b>517,000.00</b>	<b>517,000.00</b>	<b>39,337.72</b>	<b>185,306.78</b>	<b>-331,693.22</b>	<b>35.84%</b>
<b>Category: 3990 - Interfund Transfers</b>						
<a href="#">54-90-39951</a> Transfer from Water	210,289.00	210,289.00	17,524.06	70,096.24	-140,192.76	33.33 %
<a href="#">54-90-39952</a> Transfer from Water Reclamation	210,289.00	210,289.00	17,524.06	70,096.24	-140,192.76	33.33 %
<b>Category: 3990 - Interfund Transfers Total:</b>	<b>420,578.00</b>	<b>420,578.00</b>	<b>35,048.12</b>	<b>140,192.48</b>	<b>-280,385.52</b>	<b>33.33%</b>
<b>Department: 90 - Administration Total:</b>	<b>43,759,528.00</b>	<b>43,759,528.00</b>	<b>3,203,982.41</b>	<b>12,888,146.69</b>	<b>-30,871,381.31</b>	<b>29.45%</b>
<b>Revenue Total:</b>	<b>43,759,528.00</b>	<b>43,759,528.00</b>	<b>3,203,982.41</b>	<b>12,888,146.69</b>	<b>-30,871,381.31</b>	<b>29.45%</b>
<b>Expense</b>						
<b>Department: 10 - Generation</b>						
<b>Category: 4000 - Personnel</b>						
<a href="#">54-10-42100</a> Full-Time	434,652.00	434,652.00	33,164.81	131,497.80	303,154.20	30.25 %
<a href="#">54-10-42300</a> Overtime	120,000.00	120,000.00	974.33	2,964.55	117,035.45	2.47 %
<a href="#">54-10-42600</a> Pager	40,000.00	40,000.00	4,582.32	17,115.92	22,884.08	42.79 %
<a href="#">54-10-45200</a> Life Insurance	300.00	300.00	17.78	70.28	229.72	23.43 %

		Original Total Budget	Current Total Budget	Period Activity	Fiscal Activity	Variance Favorable (Unfavorable)	Percent Used
<a href="#">54-10-47300</a>	Clothing Acquisition	5,000.00	5,000.00	921.95	1,375.51	3,624.49	27.51 %
	<b>Category: 4000 - Personnel Total:</b>	<b>599,952.00</b>	<b>599,952.00</b>	<b>39,661.19</b>	<b>153,024.06</b>	<b>446,927.94</b>	<b>25.51%</b>
	<b>Category: 5000 - Contractual Services</b>						
<a href="#">54-10-51100</a>	Building Maintenance	5,000.00	5,000.00	0.00	8,642.73	-3,642.73	172.85 %
<a href="#">54-10-51200</a>	Equipment Maintenance	500,000.00	500,000.00	16,819.83	41,322.08	458,677.92	8.26 %
<a href="#">54-10-51300</a>	Vehicle Maintenance	2,500.00	2,500.00	0.00	0.00	2,500.00	0.00 %
<a href="#">54-10-53200</a>	Engineering Services	95,000.00	95,000.00	0.00	0.00	95,000.00	0.00 %
<a href="#">54-10-53900</a>	Contractor - Diesel Plant	0.00	0.00	0.00	2,320.00	-2,320.00	0.00 %
<a href="#">54-10-54900</a>	Other Professional Services	10,000.00	10,000.00	1,313.17	5,504.99	4,495.01	55.05 %
<a href="#">54-10-54959</a>	Permits	15,000.00	15,000.00	0.00	0.00	15,000.00	0.00 %
<a href="#">54-10-55100</a>	Postage	3,500.00	3,500.00	0.00	0.00	3,500.00	0.00 %
<a href="#">54-10-55200</a>	Telephone	2,700.00	2,700.00	360.37	611.07	2,088.93	22.63 %
<a href="#">54-10-56200</a>	Travel	2,500.00	2,500.00	0.00	0.00	2,500.00	0.00 %
<a href="#">54-10-56300</a>	Training	5,000.00	5,000.00	0.00	0.00	5,000.00	0.00 %
<a href="#">54-10-57100</a>	Utilities	12,000.00	12,000.00	182.44	1,263.23	10,736.77	10.53 %
<a href="#">54-10-59400</a>	Lease or Rentals	30,000.00	30,000.00	1,593.60	6,669.73	23,330.27	22.23 %
	<b>Category: 5000 - Contractual Services Total:</b>	<b>683,200.00</b>	<b>683,200.00</b>	<b>20,269.41</b>	<b>66,333.83</b>	<b>616,866.17</b>	<b>9.71%</b>
	<b>Category: 6000 - Commodities</b>						
<a href="#">54-10-61100</a>	Building Supplies	5,000.00	5,000.00	0.00	7,126.41	-2,126.41	142.53 %
<a href="#">54-10-61200</a>	Equipment Supplies - Generation PI	125,000.00	125,000.00	24,502.65	24,879.46	100,120.54	19.90 %
<a href="#">54-10-61201</a>	Equipment Supplies - Peaker Plant	30,000.00	30,000.00	6,424.40	6,424.40	23,575.60	21.41 %
<a href="#">54-10-61202</a>	Equipment Supplies - Gen Sets	30,000.00	30,000.00	0.00	0.00	30,000.00	0.00 %
<a href="#">54-10-62900</a>	Other Supplies	15,000.00	15,000.00	2,268.69	4,341.44	10,658.56	28.94 %
<a href="#">54-10-65100</a>	Office Supplies	3,000.00	3,000.00	0.00	1,918.96	1,081.04	63.97 %
<a href="#">54-10-65200</a>	Operating Supplies	0.00	0.00	0.00	22.68	-22.68	0.00 %
<a href="#">54-10-65300</a>	Small Tools	15,000.00	15,000.00	1,183.24	2,800.68	12,199.32	18.67 %
<a href="#">54-10-65400</a>	Janitorial Supplies	2,000.00	2,000.00	131.19	131.19	1,868.81	6.56 %
<a href="#">54-10-65500</a>	Gasoline/Oil	2,000.00	2,000.00	89.93	1,047.46	952.54	52.37 %
<a href="#">54-10-65600</a>	Chemicals	10,000.00	10,000.00	0.00	289.46	9,710.54	2.89 %
<a href="#">54-10-66000</a>	Natural Gas/Fuel Oil - Generation P	200,000.00	200,000.00	1,084.82	7,668.38	192,331.62	3.83 %
<a href="#">54-10-66001</a>	Natural Gas/Fuel Oil - Peaker Plant	12,000.00	12,000.00	312.18	1,246.75	10,753.25	10.39 %
<a href="#">54-10-66002</a>	Natural Gas/Fuel Oil - Gen Sets	275,000.00	275,000.00	0.00	0.00	275,000.00	0.00 %
	<b>Category: 6000 - Commodities Total:</b>	<b>724,000.00</b>	<b>724,000.00</b>	<b>35,997.10</b>	<b>57,897.27</b>	<b>666,102.73</b>	<b>8.00%</b>
	<b>Department: 10 - Generation Total:</b>	<b>2,007,152.00</b>	<b>2,007,152.00</b>	<b>95,927.70</b>	<b>277,255.16</b>	<b>1,729,896.84</b>	<b>13.81%</b>
	<b>Department: 60 - Distribution</b>						
	<b>Category: 4000 - Personnel</b>						
<a href="#">54-60-42100</a>	Full-Time	1,531,820.00	1,531,820.00	105,268.45	433,621.92	1,098,198.08	28.31 %
<a href="#">54-60-42300</a>	Overtime	135,000.00	135,000.00	28,199.13	60,034.22	74,965.78	44.47 %
<a href="#">54-60-42600</a>	Pager	125,000.00	125,000.00	9,012.31	35,697.29	89,302.71	28.56 %
<a href="#">54-60-45200</a>	Life Insurance	500.00	500.00	46.94	188.50	311.50	37.70 %
<a href="#">54-60-47300</a>	Clothing Acquisition	20,000.00	20,000.00	912.08	7,996.20	12,003.80	39.98 %
	<b>Category: 4000 - Personnel Total:</b>	<b>1,812,320.00</b>	<b>1,812,320.00</b>	<b>143,438.91</b>	<b>537,538.13</b>	<b>1,274,781.87</b>	<b>29.66%</b>
	<b>Category: 5000 - Contractual Services</b>						
<a href="#">54-60-51100</a>	Building Maintenance	50,000.00	50,000.00	4,436.39	29,216.22	20,783.78	58.43 %
<a href="#">54-60-51200</a>	Equipment Maintenance	35,000.00	35,000.00	2,185.73	9,580.66	25,419.34	27.37 %
<a href="#">54-60-51300</a>	Vehicle Maintenance	85,000.00	85,000.00	-1,170.60	48,059.27	36,940.73	56.54 %
<a href="#">54-60-51500</a>	Utility System Maintenance	65,000.00	65,000.00	43,535.59	50,335.47	14,664.53	77.44 %
<a href="#">54-60-51700</a>	Grounds Maintenance	20,000.00	20,000.00	49.98	889.98	19,110.02	4.45 %
<a href="#">54-60-53200</a>	Engineering Services	100,000.00	100,000.00	6,739.22	26,465.58	73,534.42	26.47 %
<a href="#">54-60-53900</a>	Contractor	50,000.00	50,000.00	8,538.40	19,666.40	30,333.60	39.33 %
<a href="#">54-60-54900</a>	Other Professional Services	50,000.00	50,000.00	55.50	295.50	49,704.50	0.59 %
<a href="#">54-60-55100</a>	Postage	500.00	500.00	0.00	0.00	500.00	0.00 %
<a href="#">54-60-55200</a>	Telephone	20,000.00	20,000.00	1,143.30	4,286.35	15,713.65	21.43 %
<a href="#">54-60-56200</a>	Travel	10,000.00	10,000.00	0.00	820.97	9,179.03	8.21 %
<a href="#">54-60-56300</a>	Training	15,000.00	15,000.00	202.00	2,362.00	12,638.00	15.75 %
<a href="#">54-60-56500</a>	Publications	500.00	500.00	0.00	0.00	500.00	0.00 %
<a href="#">54-60-57100</a>	Utilities	120,000.00	120,000.00	9,038.74	37,002.55	82,997.45	30.84 %

		Original Total Budget	Current Total Budget	Period Activity	Fiscal Activity	Variance Favorable (Unfavorable)	Percent Used
<a href="#">54-60-57300</a>	Garbage Disposal	12,000.00	12,000.00	999.81	4,262.67	7,737.33	35.52 %
<a href="#">54-60-58002</a>	Tree Trimming	450,000.00	450,000.00	0.00	0.00	450,000.00	0.00 %
<a href="#">54-60-58462</a>	Underground Line	216,486.00	216,486.00	4,960.00	-106,500.00	322,986.00	-49.19 %
<a href="#">54-60-58500</a>	Street Lighting & Signal	195,700.00	195,700.00	4,789.75	75,678.95	120,021.05	38.67 %
<a href="#">54-60-58651</a>	Meter Expenses	50,000.00	50,000.00	0.00	0.00	50,000.00	0.00 %
<a href="#">54-60-59239</a>	Maintenance of Station Equipment	250,000.00	250,000.00	1,200.80	51,298.51	198,701.49	20.52 %
<a href="#">54-60-59400</a>	Lease or Rentals	100,000.00	100,000.00	8,449.00	35,640.46	64,359.54	35.64 %
<a href="#">54-60-59600</a>	Permits	0.00	0.00	200.00	1,046.23	-1,046.23	0.00 %
<b>Category: 5000 - Contractual Services Total:</b>		<b>1,895,186.00</b>	<b>1,895,186.00</b>	<b>95,353.61</b>	<b>290,407.77</b>	<b>1,604,778.23</b>	<b>15.32%</b>
<b>Category: 6000 - Commodities</b>							
<a href="#">54-60-61100</a>	Building Supplies	30,000.00	30,000.00	289.37	1,382.33	28,617.67	4.61 %
<a href="#">54-60-61200</a>	Equipment Supplies	5,000.00	5,000.00	1,689.39	3,441.20	1,558.80	68.82 %
<a href="#">54-60-61500</a>	Utility System Maintenance Supplie	10,000.00	10,000.00	0.00	0.00	10,000.00	0.00 %
<a href="#">54-60-61600</a>	Snow Removal Supplies	1,500.00	1,500.00	0.00	0.00	1,500.00	0.00 %
<a href="#">54-60-61800</a>	Overhead Line Maintenance	297,669.00	297,669.00	19,200.00	90,600.00	207,069.00	30.44 %
<a href="#">54-60-65100</a>	Office Supplies	15,000.00	15,000.00	587.92	1,826.91	13,173.09	12.18 %
<a href="#">54-60-65200</a>	Operating Supplies	600,000.00	600,000.00	4,751.81	51,745.00	548,255.00	8.62 %
<a href="#">54-60-65300</a>	Small Tools	45,000.00	45,000.00	5,962.97	14,005.73	30,994.27	31.12 %
<a href="#">54-60-65400</a>	Janitorial Supplies	2,500.00	2,500.00	117.19	511.13	1,988.87	20.45 %
<a href="#">54-60-65500</a>	Gasoline/Oil	36,000.00	36,000.00	3,598.12	12,332.51	23,667.49	34.26 %
<a href="#">54-60-66100</a>	Safety Supplies	40,000.00	40,000.00	152.09	766.89	39,233.11	1.92 %
<a href="#">54-60-66101</a>	Employee Safety Supplies	25,000.00	25,000.00	9,091.60	12,729.05	12,270.95	50.92 %
<a href="#">54-60-67800</a>	Station Contractor	0.00	0.00	690.00	8,463.04	-8,463.04	0.00 %
<a href="#">54-60-68400</a>	Software	55,000.00	55,000.00	1,341.41	59,861.89	-4,861.89	108.84 %
<b>Category: 6000 - Commodities Total:</b>		<b>1,162,669.00</b>	<b>1,162,669.00</b>	<b>47,471.87</b>	<b>257,665.68</b>	<b>905,003.32</b>	<b>22.16%</b>
<b>Category: 8000 - Capital Outlay</b>							
<a href="#">54-60-83000</a>	Equipment	400,000.00	400,000.00	0.00	32.81	399,967.19	0.01 %
<a href="#">54-60-83010</a>	Equipment - IT	10,000.00	10,000.00	0.00	8,703.90	1,296.10	87.04 %
<a href="#">54-60-89000</a>	Other Improvements	10,400,000.00	10,400,000.00	1,306,709.45	3,101,467.30	7,298,532.70	29.82 %
<b>Category: 8000 - Capital Outlay Total:</b>		<b>10,810,000.00</b>	<b>10,810,000.00</b>	<b>1,306,709.45</b>	<b>3,110,204.01</b>	<b>7,699,795.99</b>	<b>28.77%</b>
<b>Category: 9000 - Other Expenditures</b>							
<a href="#">54-60-91100</a>	Community Relations	0.00	0.00	0.00	1,579.44	-1,579.44	0.00 %
<a href="#">54-60-92900</a>	Miscellaneous	25,000.00	25,000.00	20.94	1,080.59	23,919.41	4.32 %
<b>Category: 9000 - Other Expenditures Total:</b>		<b>25,000.00</b>	<b>25,000.00</b>	<b>20.94</b>	<b>2,660.03</b>	<b>22,339.97</b>	<b>10.64%</b>
<b>Department: 60 - Distribution Total:</b>		<b>15,705,175.00</b>	<b>15,705,175.00</b>	<b>1,592,994.78</b>	<b>4,198,475.62</b>	<b>11,506,699.38</b>	<b>26.73%</b>
<b>Department: 70 - Customer Service</b>							
<b>Category: 4000 - Personnel</b>							
<a href="#">54-70-42100</a>	Full-Time	320,000.00	320,000.00	25,910.62	123,643.51	196,356.49	38.64 %
<a href="#">54-70-42200</a>	Part-Time	45,000.00	45,000.00	2,972.48	11,896.56	33,103.44	26.44 %
<a href="#">54-70-42300</a>	Overtime	2,000.00	2,000.00	47.28	536.90	1,463.10	26.85 %
<a href="#">54-70-45200</a>	Life Insurance	300.00	300.00	17.87	71.48	228.52	23.83 %
<b>Category: 4000 - Personnel Total:</b>		<b>367,300.00</b>	<b>367,300.00</b>	<b>28,948.25</b>	<b>136,148.45</b>	<b>231,151.55</b>	<b>37.07%</b>
<b>Category: 5000 - Contractual Services</b>							
<a href="#">54-70-51100</a>	Building Maintenance	20,000.00	20,000.00	3,029.25	6,405.26	13,594.74	32.03 %
<a href="#">54-70-51700</a>	Grounds Maintenance	2,500.00	2,500.00	0.00	0.00	2,500.00	0.00 %
<a href="#">54-70-53600</a>	Janitorial Services	16,000.00	16,000.00	1,420.00	6,305.00	9,695.00	39.41 %
<a href="#">54-70-54900</a>	Other Professional Services	275,000.00	275,000.00	12,864.16	133,688.63	141,311.37	48.61 %
<a href="#">54-70-55100</a>	Postage	75,000.00	75,000.00	4,726.80	11,907.20	63,092.80	15.88 %
<a href="#">54-70-55200</a>	Telephone	1,000.00	1,000.00	95.02	380.08	619.92	38.01 %
<a href="#">54-70-56200</a>	Travel	6,000.00	6,000.00	418.95	418.95	5,581.05	6.98 %
<a href="#">54-70-56300</a>	Training	7,500.00	7,500.00	0.00	519.00	6,981.00	6.92 %
<a href="#">54-70-56600</a>	Conference	5,000.00	5,000.00	167.06	167.06	4,832.94	3.34 %
<a href="#">54-70-59400</a>	Lease or Rentals	500.00	500.00	0.00	0.00	500.00	0.00 %
<b>Category: 5000 - Contractual Services Total:</b>		<b>408,500.00</b>	<b>408,500.00</b>	<b>22,721.24</b>	<b>159,791.18</b>	<b>248,708.82</b>	<b>39.12%</b>
<b>Category: 6000 - Commodities</b>							
<a href="#">54-70-61100</a>	Building Supplies	1,500.00	1,500.00	0.00	381.45	1,118.55	25.43 %

		Original Total Budget	Current Total Budget	Period Activity	Fiscal Activity	Variance Favorable (Unfavorable)	Percent Used
<a href="#">54-70-65100</a>	Office Supplies	10,000.00	10,000.00	307.62	7,689.29	2,310.71	76.89 %
	<b>Category: 6000 - Commodities Total:</b>	<b>11,500.00</b>	<b>11,500.00</b>	<b>307.62</b>	<b>8,070.74</b>	<b>3,429.26</b>	<b>70.18%</b>
	<b>Category: 8000 - Capital Outlay</b>						
<a href="#">54-70-83000</a>	Equipment	1,000.00	1,000.00	0.00	186.15	813.85	18.62 %
<a href="#">54-70-83010</a>	Equipment - IT	7,500.00	7,500.00	0.00	4,837.64	2,662.36	64.50 %
<a href="#">54-70-89000</a>	Other Improvements	50,000.00	50,000.00	0.00	0.00	50,000.00	0.00 %
	<b>Category: 8000 - Capital Outlay Total:</b>	<b>58,500.00</b>	<b>58,500.00</b>	<b>0.00</b>	<b>5,023.79</b>	<b>53,476.21</b>	<b>8.59%</b>
	<b>Category: 9000 - Other Expenditures</b>						
<a href="#">54-70-91100</a>	Community Relations	25,000.00	25,000.00	404.12	3,855.98	21,144.02	15.42 %
<a href="#">54-70-92900</a>	Miscellaneous Expenses	1,000.00	1,000.00	0.00	0.00	1,000.00	0.00 %
<a href="#">54-70-95020</a>	Residential Assistance Program	400,000.00	400,000.00	24,750.00	90,855.81	309,144.19	22.71 %
	<b>Category: 9000 - Other Expenditures Total:</b>	<b>426,000.00</b>	<b>426,000.00</b>	<b>25,154.12</b>	<b>94,711.79</b>	<b>331,288.21</b>	<b>22.23%</b>
	<b>Department: 70 - Customer Service Total:</b>	<b>1,271,800.00</b>	<b>1,271,800.00</b>	<b>77,131.23</b>	<b>403,745.95</b>	<b>868,054.05</b>	<b>31.75%</b>
	<b>Department: 90 - Administration</b>						
	<b>Category: 4000 - Personnel</b>						
<a href="#">54-90-42100</a>	Full-Time	425,695.00	425,695.00	33,491.06	133,964.27	291,730.73	31.47 %
<a href="#">54-90-42200</a>	Part-Time	15,000.00	15,000.00	0.00	0.00	15,000.00	0.00 %
<a href="#">54-90-45100</a>	Health Insurance	460,386.00	460,386.00	35,837.92	144,849.06	315,536.94	31.46 %
<a href="#">54-90-45200</a>	Life Insurance	250.00	250.00	14.00	56.00	194.00	22.40 %
<a href="#">54-90-45400</a>	Workers' Compensation	35,000.00	35,000.00	1,170.01	1,170.01	33,829.99	3.34 %
<a href="#">54-90-46100</a>	Social Security	205,000.00	205,000.00	18,084.69	68,929.17	136,070.83	33.62 %
<a href="#">54-90-46300</a>	IMRF	155,000.00	155,000.00	12,253.66	46,816.98	108,183.02	30.20 %
	<b>Category: 4000 - Personnel Total:</b>	<b>1,296,331.00</b>	<b>1,296,331.00</b>	<b>100,851.34</b>	<b>395,785.49</b>	<b>900,545.51</b>	<b>30.53%</b>
	<b>Category: 5000 - Contractual Services</b>						
<a href="#">54-90-53100</a>	Accounting Service	32,255.00	32,255.00	7,700.00	15,200.00	17,055.00	47.12 %
<a href="#">54-90-53200</a>	Engineering Services	300,000.00	300,000.00	0.00	0.00	300,000.00	0.00 %
<a href="#">54-90-53300</a>	Legal Services	85,000.00	85,000.00	5,477.75	31,319.00	53,681.00	36.85 %
<a href="#">54-90-53700</a>	Network Administration	276,149.00	276,149.00	23,012.38	92,049.52	184,099.48	33.33 %
<a href="#">54-90-54900</a>	Other Professional Services	175,000.00	175,000.00	0.00	520.52	174,479.48	0.30 %
<a href="#">54-90-55200</a>	Telephone	5,000.00	5,000.00	595.70	1,425.65	3,574.35	28.51 %
<a href="#">54-90-56100</a>	Dues	30,000.00	30,000.00	0.00	10,860.60	19,139.40	36.20 %
<a href="#">54-90-56200</a>	Travel	15,000.00	15,000.00	0.00	872.98	14,127.02	5.82 %
<a href="#">54-90-56300</a>	Training	7,500.00	7,500.00	0.00	0.00	7,500.00	0.00 %
<a href="#">54-90-56600</a>	Conference	15,000.00	15,000.00	0.00	0.00	15,000.00	0.00 %
<a href="#">54-90-57100</a>	Purchased Power	26,779,746.00	26,779,746.00	1,922,415.98	7,131,787.64	19,647,958.36	26.63 %
<a href="#">54-90-59200</a>	General Insurance	1,300,000.00	1,300,000.00	108,333.33	433,333.32	866,666.68	33.33 %
	<b>Category: 5000 - Contractual Services Total:</b>	<b>29,020,650.00</b>	<b>29,020,650.00</b>	<b>2,067,535.14</b>	<b>7,717,369.23</b>	<b>21,303,280.77</b>	<b>26.59%</b>
	<b>Category: 6000 - Commodities</b>						
<a href="#">54-90-68400</a>	Software	125,000.00	125,000.00	37,690.00	37,946.67	87,053.33	30.36 %
	<b>Category: 6000 - Commodities Total:</b>	<b>125,000.00</b>	<b>125,000.00</b>	<b>37,690.00</b>	<b>37,946.67</b>	<b>87,053.33</b>	<b>30.36%</b>
	<b>Category: 7000 - Debt Service</b>						
<a href="#">54-90-72000</a>	Interest Expense	603,075.00	603,075.00	0.00	315,350.00	287,725.00	52.29 %
<a href="#">54-90-72260</a>	Principal Expense	1,320,000.00	1,320,000.00	0.00	1,320,000.00	0.00	100.00 %
<a href="#">54-90-72501</a>	Amortization of Bond Premium 202	0.00	0.00	-5,482.03	-21,928.12	21,928.12	0.00 %
<a href="#">54-90-72502</a>	Amortization of Bond Premium 202	0.00	0.00	-5,245.06	-20,980.24	20,980.24	0.00 %
<a href="#">54-90-72503</a>	Amortization of Bond Premium - 20	0.00	0.00	-1,880.36	-7,521.44	7,521.44	0.00 %
<a href="#">54-90-73200</a>	Fiscal Agent Fee	3,000.00	3,000.00	0.00	318.00	2,682.00	10.60 %
	<b>Category: 7000 - Debt Service Total:</b>	<b>1,926,075.00</b>	<b>1,926,075.00</b>	<b>-12,607.45</b>	<b>1,585,238.20</b>	<b>340,836.80</b>	<b>82.30%</b>
	<b>Category: 8000 - Capital Outlay</b>						
<a href="#">54-90-83010</a>	Equipment - IT	3,750.00	3,750.00	0.00	786.23	2,963.77	20.97 %
	<b>Category: 8000 - Capital Outlay Total:</b>	<b>3,750.00</b>	<b>3,750.00</b>	<b>0.00</b>	<b>786.23</b>	<b>2,963.77</b>	<b>20.97%</b>
	<b>Category: 9000 - Other Expenditures</b>						
<a href="#">54-90-91000</a>	Bad Debt	50,000.00	50,000.00	5,937.60	17,804.40	32,195.60	35.61 %
<a href="#">54-90-91100</a>	Community Relations	91,000.00	91,000.00	2,144.69	22,852.13	68,147.87	25.11 %
<a href="#">54-90-95000</a>	Appliance Rebate	85,000.00	85,000.00	4,885.00	11,460.00	73,540.00	13.48 %

	Original Total Budget	Current Total Budget	Period Activity	Fiscal Activity	Variance Favorable (Unfavorable)	Percent Used
<a href="#">54-90-95020</a> Residential Assistance Program	0.00	0.00	0.00	35,010.42	-35,010.42	0.00 %
<a href="#">54-90-99901</a> General Fund Transfer	2,456,661.00	2,456,661.00	204,721.75	818,887.00	1,637,774.00	33.33 %
<a href="#">54-90-99963</a> Capital Improvement Fund Transfer	936,500.00	936,500.00	0.00	0.00	936,500.00	0.00 %
<a href="#">54-90-99964</a> Admin Services Fund Transfer	974,871.00	974,871.00	81,239.25	324,957.00	649,914.00	33.33 %
<b>Category: 9000 - Other Expenditures Total:</b>	<b>4,594,032.00</b>	<b>4,594,032.00</b>	<b>298,928.29</b>	<b>1,230,970.95</b>	<b>3,363,061.05</b>	<b>26.80%</b>
<b>Department: 90 - Administration Total:</b>	<b>36,965,838.00</b>	<b>36,965,838.00</b>	<b>2,492,397.32</b>	<b>10,968,096.77</b>	<b>25,997,741.23</b>	<b>29.67%</b>
<b>Expense Total:</b>	<b>55,949,965.00</b>	<b>55,949,965.00</b>	<b>4,258,451.03</b>	<b>15,847,573.50</b>	<b>40,102,391.50</b>	<b>28.32%</b>
<b>Fund: 54 - Electric Surplus (Deficit):</b>	<b>-12,190,437.00</b>	<b>-12,190,437.00</b>	<b>-1,054,468.62</b>	<b>-2,959,426.81</b>	<b>9,231,010.19</b>	<b>24.28%</b>
<b>Fund: 55 - Tech Center/Advance Communications</b>						
<b>Revenue</b>						
<b>Department: 00 - 00</b>						
<b>Category: 3530 - Penalties</b>						
<a href="#">55-00-35300</a> Penalties	0.00	0.00	-195.63	23.11	23.11	0.00 %
<b>Category: 3530 - Penalties Total:</b>	<b>0.00</b>	<b>0.00</b>	<b>-195.63</b>	<b>23.11</b>	<b>23.11</b>	<b>0.00%</b>
<b>Category: 3810 - Investment Income</b>						
<a href="#">55-00-38100</a> Interest Income	2,500.00	2,500.00	1,120.65	3,710.28	1,210.28	148.41 %
<b>Category: 3810 - Investment Income Total:</b>	<b>2,500.00</b>	<b>2,500.00</b>	<b>1,120.65</b>	<b>3,710.28</b>	<b>1,210.28</b>	<b>148.41%</b>
<b>Category: 3820 - Leases</b>						
<a href="#">55-00-38202</a> Commercial Dark Fiber Leases	475,000.00	475,000.00	33,773.93	133,917.14	-341,082.86	28.19 %
<a href="#">55-00-38203</a> Commercial Colocation Leases	150,000.00	150,000.00	8,354.81	31,996.96	-118,003.04	21.33 %
<a href="#">55-00-38204</a> Internal Colocation Leases	62,000.00	62,000.00	3,804.00	15,216.00	-46,784.00	24.54 %
<a href="#">55-00-38205</a> Internal Fiber Leases	190,000.00	190,000.00	19,875.00	79,500.00	-110,500.00	41.84 %
<b>Category: 3820 - Leases Total:</b>	<b>877,000.00</b>	<b>877,000.00</b>	<b>65,807.74</b>	<b>260,630.10</b>	<b>-616,369.90</b>	<b>29.72%</b>
<b>Category: 3910 - Other Financing Sources</b>						
<a href="#">55-00-39100</a> Loan Proceeds	400,000.00	400,000.00	0.00	0.00	-400,000.00	0.00 %
<b>Category: 3910 - Other Financing Sources Total:</b>	<b>400,000.00</b>	<b>400,000.00</b>	<b>0.00</b>	<b>0.00</b>	<b>-400,000.00</b>	<b>0.00%</b>
<b>Department: 00 - 00 Total:</b>	<b>1,279,500.00</b>	<b>1,279,500.00</b>	<b>66,732.76</b>	<b>264,363.49</b>	<b>-1,015,136.51</b>	<b>20.66%</b>
<b>Department: 32 - Communications</b>						
<b>Category: 3530 - Penalties</b>						
<a href="#">55-32-35300</a> Penalties	0.00	0.00	42.93	122.39	122.39	0.00 %
<b>Category: 3530 - Penalties Total:</b>	<b>0.00</b>	<b>0.00</b>	<b>42.93</b>	<b>122.39</b>	<b>122.39</b>	<b>0.00%</b>
<b>Category: 3730 - Advanced Communication Services</b>						
<a href="#">55-32-37310</a> Network Internet Access	8,500.00	8,500.00	695.95	2,783.80	-5,716.20	32.75 %
<a href="#">55-32-37311</a> Dial-Up Internet Access	3,000.00	3,000.00	199.50	798.00	-2,202.00	26.60 %
<a href="#">55-32-37313</a> Data Services	5,000.00	5,000.00	0.00	0.00	-5,000.00	0.00 %
<a href="#">55-32-37314</a> Fiber Internet Access	210,000.00	210,000.00	24,727.92	99,446.02	-110,553.98	47.36 %
<a href="#">55-32-37315</a> VOIP Services	15,000.00	15,000.00	1,085.18	5,226.25	-9,773.75	34.84 %
<a href="#">55-32-37330</a> Web Site Host Fees	2,500.00	2,500.00	200.80	803.20	-1,696.80	32.13 %
<a href="#">55-32-37350</a> Mailboxes	2,000.00	2,000.00	143.55	628.65	-1,371.35	31.43 %
<b>Category: 3730 - Advanced Communication Services Total:</b>	<b>246,000.00</b>	<b>246,000.00</b>	<b>27,052.90</b>	<b>109,685.92</b>	<b>-136,314.08</b>	<b>44.59%</b>
<b>Department: 32 - Communications Total:</b>	<b>246,000.00</b>	<b>246,000.00</b>	<b>27,095.83</b>	<b>109,808.31</b>	<b>-136,191.69</b>	<b>44.64%</b>
<b>Revenue Total:</b>	<b>1,525,500.00</b>	<b>1,525,500.00</b>	<b>93,828.59</b>	<b>374,171.80</b>	<b>-1,151,328.20</b>	<b>24.53%</b>
<b>Expense</b>						
<b>Department: 00 - 00</b>						
<b>Category: 5000 - Contractual Services</b>						
<a href="#">55-00-51100</a> Building Maintenance	15,000.00	15,000.00	133.75	27,198.00	-12,198.00	181.32 %
<a href="#">55-00-51200</a> Equipment Maintenance	40,000.00	40,000.00	720.00	18,992.51	21,007.49	47.48 %
<a href="#">55-00-51300</a> Vehicle Maintenance	2,500.00	2,500.00	444.45	444.45	2,055.55	17.78 %
<a href="#">55-00-51700</a> Grounds Maintenance	6,500.00	6,500.00	0.00	0.00	6,500.00	0.00 %
<a href="#">55-00-52900</a> Other Maintenance	25,000.00	25,000.00	0.00	0.00	25,000.00	0.00 %
<a href="#">55-00-53300</a> Legal Services	5,000.00	5,000.00	0.00	110.00	4,890.00	2.20 %
<a href="#">55-00-53700</a> Network Administration	248,534.00	248,534.00	20,711.14	82,844.56	165,689.44	33.33 %
<a href="#">55-00-54900</a> Other Professional Services	50,000.00	50,000.00	381.96	12,801.82	37,198.18	25.60 %
<a href="#">55-00-55200</a> Telephone	1,500.00	1,500.00	0.00	0.00	1,500.00	0.00 %

		Original Total Budget	Current Total Budget	Period Activity	Fiscal Activity	Variance Favorable (Unfavorable)	Percent Used
<a href="#">55-00-56200</a>	Travel	1,000.00	1,000.00	0.00	0.00	1,000.00	0.00 %
<a href="#">55-00-56300</a>	Training	2,500.00	2,500.00	0.00	0.00	2,500.00	0.00 %
<a href="#">55-00-57100</a>	Utilities	200,000.00	200,000.00	10,369.39	40,675.62	159,324.38	20.34 %
<a href="#">55-00-59200</a>	General Insurance	6,000.00	6,000.00	500.00	2,000.00	4,000.00	33.33 %
<a href="#">55-00-59400</a>	Lease or Rentals	5,000.00	5,000.00	422.40	1,748.72	3,251.28	34.97 %
<b>Category: 5000 - Contractual Services Total:</b>		<b>608,534.00</b>	<b>608,534.00</b>	<b>33,683.09</b>	<b>186,815.68</b>	<b>421,718.32</b>	<b>30.70%</b>
<b>Category: 6000 - Commodities</b>							
<a href="#">55-00-61100</a>	Building Supplies	2,000.00	2,000.00	0.00	0.00	2,000.00	0.00 %
<a href="#">55-00-61200</a>	Equipment Supplies	1,500.00	1,500.00	0.00	0.00	1,500.00	0.00 %
<a href="#">55-00-65100</a>	Office Supplies	750.00	750.00	0.00	0.00	750.00	0.00 %
<a href="#">55-00-65200</a>	Operating Supplies	7,500.00	7,500.00	134.64	2,090.25	5,409.75	27.87 %
<a href="#">55-00-65400</a>	Janitorial Supplies	500.00	500.00	0.00	0.00	500.00	0.00 %
<b>Category: 6000 - Commodities Total:</b>		<b>12,250.00</b>	<b>12,250.00</b>	<b>134.64</b>	<b>2,090.25</b>	<b>10,159.75</b>	<b>17.06%</b>
<b>Category: 7000 - Debt Service</b>							
<a href="#">55-00-72000</a>	Interest Expense - 2017A Debt Cer	27,400.00	27,400.00	0.00	0.00	27,400.00	0.00 %
<a href="#">55-00-72200</a>	Principal Exp Debt Certificate	335,000.00	335,000.00	0.00	0.00	335,000.00	0.00 %
<a href="#">55-00-72500</a>	Amortization of Debt Certificates 2	0.00	0.00	-719.96	-2,879.84	2,879.84	0.00 %
<b>Category: 7000 - Debt Service Total:</b>		<b>362,400.00</b>	<b>362,400.00</b>	<b>-719.96</b>	<b>-2,879.84</b>	<b>365,279.84</b>	<b>-0.79%</b>
<b>Category: 8000 - Capital Outlay</b>							
<a href="#">55-00-83000</a>	Equipment	650,000.00	650,000.00	0.00	0.00	650,000.00	0.00 %
<a href="#">55-00-87000</a>	Furniture	500.00	500.00	0.00	0.00	500.00	0.00 %
<b>Category: 8000 - Capital Outlay Total:</b>		<b>650,500.00</b>	<b>650,500.00</b>	<b>0.00</b>	<b>0.00</b>	<b>650,500.00</b>	<b>0.00%</b>
<b>Category: 9000 - Other Expenditures</b>							
<a href="#">55-00-99964</a>	Admin Services Fund Transfer	52,225.00	52,225.00	4,352.08	17,408.32	34,816.68	33.33 %
<b>Category: 9000 - Other Expenditures Total:</b>		<b>52,225.00</b>	<b>52,225.00</b>	<b>4,352.08</b>	<b>17,408.32</b>	<b>34,816.68</b>	<b>33.33%</b>
<b>Department: 00 - 00 Total:</b>		<b>1,685,909.00</b>	<b>1,685,909.00</b>	<b>37,449.85</b>	<b>203,434.41</b>	<b>1,482,474.59</b>	<b>12.07%</b>
<b>Department: 32 - Communications</b>							
<b>Category: 4000 - Personnel</b>							
<a href="#">55-32-47300</a>	Clothing Acquisition	500.00	500.00	0.00	0.00	500.00	0.00 %
<b>Category: 4000 - Personnel Total:</b>		<b>500.00</b>	<b>500.00</b>	<b>0.00</b>	<b>0.00</b>	<b>500.00</b>	<b>0.00%</b>
<b>Category: 5000 - Contractual Services</b>							
<a href="#">55-32-51200</a>	Equipment Maintenance	1,000.00	1,000.00	0.00	0.00	1,000.00	0.00 %
<a href="#">55-32-53300</a>	Legal Services	500.00	500.00	0.00	0.00	500.00	0.00 %
<a href="#">55-32-54900</a>	Other Professional Services	20,000.00	20,000.00	2,188.10	2,986.10	17,013.90	14.93 %
<a href="#">55-32-55100</a>	Postage	100.00	100.00	0.00	0.00	100.00	0.00 %
<a href="#">55-32-55200</a>	Telephone	1,000.00	1,000.00	0.00	0.00	1,000.00	0.00 %
<a href="#">55-32-55250</a>	Internet Bandwidth	165,000.00	165,000.00	13,249.15	52,819.15	112,180.85	32.01 %
<a href="#">55-32-56200</a>	Travel	500.00	500.00	0.00	0.00	500.00	0.00 %
<a href="#">55-32-56300</a>	Training	3,000.00	3,000.00	0.00	0.00	3,000.00	0.00 %
<a href="#">55-32-57100</a>	Utilities	3,000.00	3,000.00	108.84	426.77	2,573.23	14.23 %
<b>Category: 5000 - Contractual Services Total:</b>		<b>194,100.00</b>	<b>194,100.00</b>	<b>15,546.09</b>	<b>56,232.02</b>	<b>137,867.98</b>	<b>28.97%</b>
<b>Category: 6000 - Commodities</b>							
<a href="#">55-32-61200</a>	Equipment Supplies	3,000.00	3,000.00	0.00	0.00	3,000.00	0.00 %
<a href="#">55-32-65100</a>	Office Supplies	250.00	250.00	0.00	0.00	250.00	0.00 %
<a href="#">55-32-65200</a>	Operating Supplies	10,000.00	10,000.00	0.00	0.00	10,000.00	0.00 %
<a href="#">55-32-65300</a>	Small Tools	1,000.00	1,000.00	0.00	0.00	1,000.00	0.00 %
<a href="#">55-32-65500</a>	Gasoline/Oil	500.00	500.00	0.00	51.79	448.21	10.36 %
<a href="#">55-32-68400</a>	Software	2,500.00	2,500.00	0.00	0.00	2,500.00	0.00 %
<b>Category: 6000 - Commodities Total:</b>		<b>17,250.00</b>	<b>17,250.00</b>	<b>0.00</b>	<b>51.79</b>	<b>17,198.21</b>	<b>0.30%</b>
<b>Category: 8000 - Capital Outlay</b>							
<a href="#">55-32-83000</a>	Equipment	50,000.00	50,000.00	0.00	929.90	49,070.10	1.86 %

	Original Total Budget	Current Total Budget	Period Activity	Fiscal Activity	Variance Favorable (Unfavorable)	Percent Used
<a href="#">55-32-89000</a> Other Improvements	0.00	0.00	0.00	83.60	-83.60	0.00 %
<b>Category: 8000 - Capital Outlay Total:</b>	<b>50,000.00</b>	<b>50,000.00</b>	<b>0.00</b>	<b>1,013.50</b>	<b>48,986.50</b>	<b>2.03%</b>
<b>Department: 32 - Communications Total:</b>	<b>261,850.00</b>	<b>261,850.00</b>	<b>15,546.09</b>	<b>57,297.31</b>	<b>204,552.69</b>	<b>21.88%</b>
<b>Expense Total:</b>	<b>1,947,759.00</b>	<b>1,947,759.00</b>	<b>52,995.94</b>	<b>260,731.72</b>	<b>1,687,027.28</b>	<b>13.39%</b>
<b>Fund: 55 - Tech Center/Advance Communications Surplus (Deficit):</b>	<b>-422,259.00</b>	<b>-422,259.00</b>	<b>40,832.65</b>	<b>113,440.08</b>	<b>535,699.08</b>	<b>-26.87%</b>
<b>Fund: 56 - Network Administration</b>						
<b>Revenue</b>						
<b>Department: 40 - 40</b>						
<b>Category: 3810 - Investment Income</b>						
<a href="#">56-40-38100</a> Interest Income	5,000.00	5,000.00	1,008.29	2,950.61	-2,049.39	59.01 %
<b>Category: 3810 - Investment Income Total:</b>	<b>5,000.00</b>	<b>5,000.00</b>	<b>1,008.29</b>	<b>2,950.61</b>	<b>-2,049.39</b>	<b>59.01%</b>
<b>Category: 3890 - Miscellaneous Income</b>						
<a href="#">56-40-38900</a> Miscellaneous Income	0.00	0.00	100.00	510.00	510.00	0.00 %
<b>Category: 3890 - Miscellaneous Income Total:</b>	<b>0.00</b>	<b>0.00</b>	<b>100.00</b>	<b>510.00</b>	<b>510.00</b>	<b>0.00%</b>
<b>Category: 3990 - Interfund Transfers</b>						
<a href="#">56-40-39901</a> Network Administration Fees Gene	276,148.50	276,148.50	23,012.38	92,049.52	-184,098.98	33.33 %
<a href="#">56-40-39951</a> Network Administration Fees Wate	138,074.25	138,074.25	11,506.19	46,024.76	-92,049.49	33.33 %
<a href="#">56-40-39952</a> Network Administration Fees Wate	138,074.25	138,074.25	11,506.19	46,024.76	-92,049.49	33.33 %
<a href="#">56-40-39954</a> Network Administration Fees Electr	276,148.50	276,148.50	23,012.38	92,049.52	-184,098.98	33.33 %
<a href="#">56-40-39955</a> Network Administration Fees Tech	248,533.65	248,533.65	20,711.14	82,844.56	-165,689.09	33.33 %
<a href="#">56-40-39958</a> Network Administration Fees Railro	27,614.85	27,614.85	2,301.24	9,204.96	-18,409.89	33.33 %
<b>Category: 3990 - Interfund Transfers Total:</b>	<b>1,104,594.00</b>	<b>1,104,594.00</b>	<b>92,049.52</b>	<b>368,198.08</b>	<b>-736,395.92</b>	<b>33.33%</b>
<b>Department: 40 - 40 Total:</b>	<b>1,109,594.00</b>	<b>1,109,594.00</b>	<b>93,157.81</b>	<b>371,658.69</b>	<b>-737,935.31</b>	<b>33.50%</b>
<b>Revenue Total:</b>	<b>1,109,594.00</b>	<b>1,109,594.00</b>	<b>93,157.81</b>	<b>371,658.69</b>	<b>-737,935.31</b>	<b>33.50%</b>
<b>Expense</b>						
<b>Department: 40 - 40</b>						
<b>Category: 4000 - Personnel</b>						
<a href="#">56-40-42100</a> Full-Time	504,082.00	504,082.00	38,230.84	152,923.36	351,158.64	30.34 %
<a href="#">56-40-42200</a> Part-Time	12,000.00	12,000.00	0.00	0.00	12,000.00	0.00 %
<a href="#">56-40-45100</a> Health Insurance	53,800.00	53,800.00	4,485.40	17,941.60	35,858.40	33.35 %
<a href="#">56-40-45200</a> Life Insurance	400.00	400.00	17.50	70.00	330.00	17.50 %
<a href="#">56-40-46100</a> Social Security	38,562.00	38,562.00	2,788.04	11,152.16	27,409.84	28.92 %
<a href="#">56-40-46300</a> IMRF	26,000.00	26,000.00	1,873.30	7,493.20	18,506.80	28.82 %
<a href="#">56-40-47300</a> Clothing Acquisition	750.00	750.00	17.98	17.98	732.02	2.40 %
<a href="#">56-40-47310</a> Clothing Acquisition - GIS	500.00	500.00	0.00	343.00	157.00	68.60 %
<b>Category: 4000 - Personnel Total:</b>	<b>636,094.00</b>	<b>636,094.00</b>	<b>47,413.06</b>	<b>189,941.30</b>	<b>446,152.70</b>	<b>29.86%</b>
<b>Category: 5000 - Contractual Services</b>						
<a href="#">56-40-51200</a> Equipment Maintenance	1,500.00	1,500.00	0.00	0.00	1,500.00	0.00 %
<a href="#">56-40-54900</a> Other Professional Services	190,000.00	190,000.00	12,803.96	42,423.05	147,576.95	22.33 %
<a href="#">56-40-54905</a> Other Prof Serv -Cybersecurity	190,000.00	190,000.00	0.00	119,098.94	70,901.06	62.68 %
<a href="#">56-40-54940</a> Other Professional Services - GIS	165,000.00	165,000.00	10,416.00	41,764.00	123,236.00	25.31 %
<a href="#">56-40-55200</a> Telephone	15,000.00	15,000.00	212.51	974.91	14,025.09	6.50 %
<a href="#">56-40-56100</a> Dues	0.00	0.00	0.00	16.62	-16.62	0.00 %
<a href="#">56-40-56200</a> Travel	3,000.00	3,000.00	147.18	376.22	2,623.78	12.54 %
<a href="#">56-40-56210</a> Travel - GIS	3,750.00	3,750.00	0.00	0.00	3,750.00	0.00 %
<a href="#">56-40-56300</a> Training	3,500.00	3,500.00	0.00	0.00	3,500.00	0.00 %
<a href="#">56-40-56310</a> Training - GIS	3,750.00	3,750.00	0.00	0.00	3,750.00	0.00 %
<a href="#">56-40-56610</a> Conference - GIS	2,500.00	2,500.00	0.00	0.00	2,500.00	0.00 %
<a href="#">56-40-57100</a> Utilities	25,000.00	25,000.00	500.34	2,139.67	22,860.33	8.56 %
<b>Category: 5000 - Contractual Services Total:</b>	<b>603,000.00</b>	<b>603,000.00</b>	<b>24,079.99</b>	<b>206,793.41</b>	<b>396,206.59</b>	<b>34.29%</b>
<b>Category: 6000 - Commodities</b>						
<a href="#">56-40-61200</a> Equipment Supplies	1,000.00	1,000.00	0.00	18.21	981.79	1.82 %
<a href="#">56-40-65100</a> Office Supplies	500.00	500.00	0.00	0.00	500.00	0.00 %
<a href="#">56-40-65510</a> Gasoline/Oil - GIS	1,000.00	1,000.00	0.00	0.00	1,000.00	0.00 %
<a href="#">56-40-68400</a> Software	80,000.00	80,000.00	308.47	49,763.88	30,236.12	62.20 %

	Original Total Budget	Current Total Budget	Period Activity	Fiscal Activity	Variance Favorable (Unfavorable)	Percent Used
<a href="#">56-40-68410</a> Software - GIS	40,000.00	40,000.00	0.00	0.00	40,000.00	0.00 %
<b>Category: 6000 - Commodities Total:</b>	<b>122,500.00</b>	<b>122,500.00</b>	<b>308.47</b>	<b>49,782.09</b>	<b>72,717.91</b>	<b>40.64%</b>
<b>Category: 8000 - Capital Outlay</b>						
<a href="#">56-40-83000</a> Equipment	45,000.00	45,000.00	2,449.76	10,692.90	34,307.10	23.76 %
<a href="#">56-40-83010</a> Equipment - GIS	3,000.00	3,000.00	0.00	267.29	2,732.71	8.91 %
<b>Category: 8000 - Capital Outlay Total:</b>	<b>48,000.00</b>	<b>48,000.00</b>	<b>2,449.76</b>	<b>10,960.19</b>	<b>37,039.81</b>	<b>22.83%</b>
<b>Department: 40 - 40 Total:</b>	<b>1,409,594.00</b>	<b>1,409,594.00</b>	<b>74,251.28</b>	<b>457,476.99</b>	<b>952,117.01</b>	<b>32.45%</b>
<b>Expense Total:</b>	<b>1,409,594.00</b>	<b>1,409,594.00</b>	<b>74,251.28</b>	<b>457,476.99</b>	<b>952,117.01</b>	<b>32.45%</b>
<b>Fund: 56 - Network Administration Surplus (Deficit):</b>	<b>-300,000.00</b>	<b>-300,000.00</b>	<b>18,906.53</b>	<b>-85,818.30</b>	<b>214,181.70</b>	<b>28.61%</b>
<b>Fund: 57 - Airport</b>						
<b>Revenue</b>						
<b>Department: 00 - 00</b>						
<b>Category: 3110 - Property</b>						
<a href="#">57-00-31100</a> Property Tax	60,244.00	60,244.00	0.00	0.00	-60,244.00	0.00 %
<b>Category: 3110 - Property Total:</b>	<b>60,244.00</b>	<b>60,244.00</b>	<b>0.00</b>	<b>0.00</b>	<b>-60,244.00</b>	<b>0.00%</b>
<b>Category: 3440 - Sales</b>						
<a href="#">57-00-34400</a> Sales tax	1,500.00	1,500.00	34.15	234.86	-1,265.14	15.66 %
<b>Category: 3440 - Sales Total:</b>	<b>1,500.00</b>	<b>1,500.00</b>	<b>34.15</b>	<b>234.86</b>	<b>-1,265.14</b>	<b>15.66%</b>
<b>Category: 3470 - Grants</b>						
<a href="#">57-00-34710</a> Grant Income	700,000.00	700,000.00	9,886.96	38,776.65	-661,223.35	5.54 %
<b>Category: 3470 - Grants Total:</b>	<b>700,000.00</b>	<b>700,000.00</b>	<b>9,886.96</b>	<b>38,776.65</b>	<b>-661,223.35</b>	<b>5.54%</b>
<b>Category: 3770 - Aviation Fuel</b>						
<a href="#">57-00-37700</a> Aviation Fuel Sales	225,000.00	225,000.00	8,332.29	26,703.36	-198,296.64	11.87 %
<b>Category: 3770 - Aviation Fuel Total:</b>	<b>225,000.00</b>	<b>225,000.00</b>	<b>8,332.29</b>	<b>26,703.36</b>	<b>-198,296.64</b>	<b>11.87%</b>
<b>Category: 3810 - Investment Income</b>						
<a href="#">57-00-38100</a> Interest Income	250.00	250.00	52.45	259.26	9.26	103.70 %
<b>Category: 3810 - Investment Income Total:</b>	<b>250.00</b>	<b>250.00</b>	<b>52.45</b>	<b>259.26</b>	<b>9.26</b>	<b>103.70%</b>
<b>Category: 3820 - Leases</b>						
<a href="#">57-00-38200</a> Land Lease Income	32,500.00	32,500.00	10,833.34	17,083.36	-15,416.64	52.56 %
<a href="#">57-00-38210</a> Hangar Rental	65,000.00	65,000.00	1,950.60	41,093.20	-23,906.80	63.22 %
<a href="#">57-00-38211</a> Community Hangar Rental	26,000.00	26,000.00	2,443.00	9,297.00	-16,703.00	35.76 %
<a href="#">57-00-38220</a> Rental Income	12,000.00	12,000.00	0.00	12,600.00	600.00	105.00 %
<a href="#">57-00-38221</a> Large Car Rental Income	69,600.00	69,600.00	5,800.00	23,200.00	-46,400.00	33.33 %
<b>Category: 3820 - Leases Total:</b>	<b>205,100.00</b>	<b>205,100.00</b>	<b>21,026.94</b>	<b>103,273.56</b>	<b>-101,826.44</b>	<b>50.35%</b>
<b>Category: 3890 - Miscellaneous Income</b>						
<a href="#">57-00-38900</a> Miscellaneous Revenue	345.00	345.00	165.00	240.00	-105.00	69.57 %
<b>Category: 3890 - Miscellaneous Income Total:</b>	<b>345.00</b>	<b>345.00</b>	<b>165.00</b>	<b>240.00</b>	<b>-105.00</b>	<b>69.57%</b>
<b>Category: 3910 - Other Financing Sources</b>						
<a href="#">57-00-39101</a> Proceeds from Long Term Debt	2,000,000.00	2,000,000.00	0.00	0.00	-2,000,000.00	0.00 %
<b>Category: 3910 - Other Financing Sources Total:</b>	<b>2,000,000.00</b>	<b>2,000,000.00</b>	<b>0.00</b>	<b>0.00</b>	<b>-2,000,000.00</b>	<b>0.00%</b>
<b>Category: 3990 - Interfund Transfers</b>						
<a href="#">57-00-39958</a> Transfer from Railroad	50,000.00	50,000.00	4,166.67	16,666.68	-33,333.32	33.33 %
<b>Category: 3990 - Interfund Transfers Total:</b>	<b>50,000.00</b>	<b>50,000.00</b>	<b>4,166.67</b>	<b>16,666.68</b>	<b>-33,333.32</b>	<b>33.33%</b>
<b>Department: 00 - 00 Total:</b>	<b>3,242,439.00</b>	<b>3,242,439.00</b>	<b>43,664.46</b>	<b>186,154.37</b>	<b>-3,056,284.63</b>	<b>5.74%</b>
<b>Revenue Total:</b>	<b>3,242,439.00</b>	<b>3,242,439.00</b>	<b>43,664.46</b>	<b>186,154.37</b>	<b>-3,056,284.63</b>	<b>5.74%</b>
<b>Expense</b>						
<b>Department: 00 - 00</b>						
<b>Category: 4000 - Personnel</b>						
<a href="#">57-00-42100</a> Full-Time	112,837.25	112,837.25	8,994.39	34,927.49	77,909.76	30.95 %
<a href="#">57-00-42200</a> Part-Time	3,000.00	3,000.00	346.08	865.20	2,134.80	28.84 %
<a href="#">57-00-42300</a> Overtime	1,500.00	1,500.00	45.44	170.43	1,329.57	11.36 %
<a href="#">57-00-45100</a> Health Insurance	25,577.32	25,577.32	2,132.39	8,529.45	17,047.87	33.35 %
<a href="#">57-00-45200</a> Life Insurance	150.00	150.00	2.66	10.55	139.45	7.03 %

	Original Total Budget	Current Total Budget	Period Activity	Fiscal Activity	Variance Favorable (Unfavorable)	Percent Used
<a href="#">57-00-45400</a>	Workers' Compensation	12,200.00	12,200.00	439.37	439.37	11,760.63 3.60 %
<a href="#">57-00-46100</a>	Social Security	8,632.00	8,632.00	670.20	2,559.76	6,072.24 29.65 %
<a href="#">57-00-46300</a>	IMRF	5,529.00	5,529.00	442.93	1,719.67	3,809.33 31.10 %
	<b>Category: 4000 - Personnel Total:</b>	<b>169,425.57</b>	<b>169,425.57</b>	<b>13,073.46</b>	<b>49,221.92</b>	<b>120,203.65 29.05%</b>
	<b>Category: 5000 - Contractual Services</b>					
<a href="#">57-00-51100</a>	Building Maintenance	4,500.00	4,500.00	720.00	1,630.50	2,869.50 36.23 %
<a href="#">57-00-51200</a>	Equipment Maintenance	7,500.00	7,500.00	0.00	410.00	7,090.00 5.47 %
<a href="#">57-00-51300</a>	Vehicle Maintenance	1,000.00	1,000.00	0.00	50.00	950.00 5.00 %
<a href="#">57-00-51700</a>	Grounds Maintenance	5,000.00	5,000.00	0.00	222.00	4,778.00 4.44 %
<a href="#">57-00-53200</a>	Engineering Services	0.00	0.00	9,886.96	9,886.96	-9,886.96 0.00 %
<a href="#">57-00-53300</a>	Legal Services	1,000.00	1,000.00	165.00	511.50	488.50 51.15 %
<a href="#">57-00-54900</a>	Other Professional Services	2,500.00	2,500.00	600.00	18,850.00	-16,350.00 754.00 %
<a href="#">57-00-55100</a>	Postage	50.00	50.00	0.00	0.00	50.00 0.00 %
<a href="#">57-00-55200</a>	Telephone	3,000.00	3,000.00	806.03	1,401.20	1,598.80 46.71 %
<a href="#">57-00-55400</a>	Printing	200.00	200.00	0.00	0.00	200.00 0.00 %
<a href="#">57-00-56100</a>	Dues	200.00	200.00	0.00	0.00	200.00 0.00 %
<a href="#">57-00-56200</a>	Travel	500.00	500.00	0.00	0.00	500.00 0.00 %
<a href="#">57-00-56300</a>	Training	500.00	500.00	0.00	0.00	500.00 0.00 %
<a href="#">57-00-56600</a>	Conference	500.00	500.00	0.00	0.00	500.00 0.00 %
<a href="#">57-00-57100</a>	Utilities	18,000.00	18,000.00	1,989.87	7,436.94	10,563.06 41.32 %
<a href="#">57-00-59200</a>	General Insurance	11,000.00	11,000.00	916.67	33,564.68	-22,564.68 305.13 %
<a href="#">57-00-59500</a>	Property Tax	7,500.00	7,500.00	0.00	0.00	7,500.00 0.00 %
	<b>Category: 5000 - Contractual Services Total:</b>	<b>62,950.00</b>	<b>62,950.00</b>	<b>15,084.53</b>	<b>73,963.78</b>	<b>-11,013.78 117.50%</b>
	<b>Category: 6000 - Commodities</b>					
<a href="#">57-00-61100</a>	Building Supplies	1,000.00	1,000.00	50.00	67.99	932.01 6.80 %
<a href="#">57-00-61200</a>	Equipment Supplies	3,000.00	3,000.00	659.95	1,381.81	1,618.19 46.06 %
<a href="#">57-00-61700</a>	Grounds Supplies	2,000.00	2,000.00	261.64	261.64	1,738.36 13.08 %
<a href="#">57-00-65100</a>	Office Supplies	300.00	300.00	145.78	452.67	-152.67 150.89 %
<a href="#">57-00-65200</a>	Operating Supplies	150.00	150.00	0.00	0.00	150.00 0.00 %
<a href="#">57-00-65400</a>	Janitorial Supplies	150.00	150.00	0.00	0.00	150.00 0.00 %
<a href="#">57-00-65500</a>	Gasoline/Oil	3,000.00	3,000.00	0.00	0.00	3,000.00 0.00 %
<a href="#">57-00-65600</a>	Aviation Gasoline/Oil	200,000.00	200,000.00	0.00	4,442.83	195,557.17 2.22 %
	<b>Category: 6000 - Commodities Total:</b>	<b>209,600.00</b>	<b>209,600.00</b>	<b>1,117.37</b>	<b>6,606.94</b>	<b>202,993.06 3.15%</b>
	<b>Category: 7000 - Debt Service</b>					
<a href="#">57-00-72000</a>	Interest Expense - GO Bond	15,000.00	15,000.00	0.00	0.00	15,000.00 0.00 %
<a href="#">57-00-72260</a>	Principal Expense	150,000.00	150,000.00	0.00	0.00	150,000.00 0.00 %
	<b>Category: 7000 - Debt Service Total:</b>	<b>165,000.00</b>	<b>165,000.00</b>	<b>0.00</b>	<b>0.00</b>	<b>165,000.00 0.00%</b>
	<b>Category: 8000 - Capital Outlay</b>					
<a href="#">57-00-89000</a>	Other Improvements	2,000,000.00	2,000,000.00	0.00	0.00	2,000,000.00 0.00 %
	<b>Category: 8000 - Capital Outlay Total:</b>	<b>2,000,000.00</b>	<b>2,000,000.00</b>	<b>0.00</b>	<b>0.00</b>	<b>2,000,000.00 0.00%</b>
	<b>Category: 9000 - Other Expenditures</b>					
<a href="#">57-00-92900</a>	Miscellaneous	2,100.00	2,100.00	252.29	672.88	1,427.12 32.04 %
	<b>Category: 9000 - Other Expenditures Total:</b>	<b>2,100.00</b>	<b>2,100.00</b>	<b>252.29</b>	<b>672.88</b>	<b>1,427.12 32.04%</b>
	<b>Department: 00 - 00 Total:</b>	<b>2,609,075.57</b>	<b>2,609,075.57</b>	<b>29,527.65</b>	<b>130,465.52</b>	<b>2,478,610.05 5.00%</b>
	<b>Expense Total:</b>	<b>2,609,075.57</b>	<b>2,609,075.57</b>	<b>29,527.65</b>	<b>130,465.52</b>	<b>2,478,610.05 5.00%</b>
	<b>Fund: 57 - Airport Surplus (Deficit):</b>	<b>633,363.43</b>	<b>633,363.43</b>	<b>14,136.81</b>	<b>55,688.85</b>	<b>-577,674.58 8.79%</b>
<b>Fund: 58 - Railroad</b>						
<b>Revenue</b>						
<b>Department: 00 - 00</b>						
<b>Category: 3470 - Grants</b>						
<a href="#">58-00-34710</a>	Grant Income	100,000.00	100,000.00	0.00	195,202.41	95,202.41 195.20 %
	<b>Category: 3470 - Grants Total:</b>	<b>100,000.00</b>	<b>100,000.00</b>	<b>0.00</b>	<b>195,202.41</b>	<b>95,202.41 195.20%</b>
	<b>Category: 3700 - Rail Car Fees</b>					
<a href="#">58-00-37010</a>	Capital Fund Revenue	0.00	0.00	33,913.20	106,207.20	106,207.20 0.00 %
<a href="#">58-00-37020</a>	Switch Absorption Fees	837,900.00	837,900.00	32,657.70	104,238.00	-733,662.00 12.44 %

		Original Total Budget	Current Total Budget	Period Activity	Fiscal Activity	Variance Favorable (Unfavorable)	Percent Used
<a href="#">58-00-37030</a>	In/Out Storage Switch Fees	121,000.00	121,000.00	4,270.50	8,692.50	-112,307.50	7.18 %
<a href="#">58-00-37040</a>	Storage Fees	225,100.00	225,100.00	13,941.60	46,380.30	-178,719.70	20.60 %
	<b>Category: 3700 - Rail Car Fees Total:</b>	<b>1,184,000.00</b>	<b>1,184,000.00</b>	<b>84,783.00</b>	<b>265,518.00</b>	<b>-918,482.00</b>	<b>22.43%</b>
	<b>Category: 3810 - Investment Income</b>						
<a href="#">58-00-38100</a>	Interest Income	15,000.00	15,000.00	610.96	2,791.58	-12,208.42	18.61 %
	<b>Category: 3810 - Investment Income Total:</b>	<b>15,000.00</b>	<b>15,000.00</b>	<b>610.96</b>	<b>2,791.58</b>	<b>-12,208.42</b>	<b>18.61%</b>
	<b>Category: 3890 - Miscellaneous Income</b>						
<a href="#">58-00-38900</a>	Other Revenue	26,000.00	26,000.00	18,060.00	27,241.75	1,241.75	104.78 %
	<b>Category: 3890 - Miscellaneous Income Total:</b>	<b>26,000.00</b>	<b>26,000.00</b>	<b>18,060.00</b>	<b>27,241.75</b>	<b>1,241.75</b>	<b>104.78%</b>
	<b>Department: 00 - 00 Total:</b>	<b>1,325,000.00</b>	<b>1,325,000.00</b>	<b>103,453.96</b>	<b>490,753.74</b>	<b>-834,246.26</b>	<b>37.04%</b>
	<b>Revenue Total:</b>	<b>1,325,000.00</b>	<b>1,325,000.00</b>	<b>103,453.96</b>	<b>490,753.74</b>	<b>-834,246.26</b>	<b>37.04%</b>
<b>Expense</b>							
<b>Department: 00 - 00</b>							
<b>Category: 4000 - Personnel</b>							
<a href="#">58-00-42100</a>	Full-Time	26,000.00	26,000.00	1,600.00	6,515.12	19,484.88	25.06 %
<a href="#">58-00-42200</a>	Part-Time	7,800.00	7,800.00	0.00	0.00	7,800.00	0.00 %
<a href="#">58-00-45100</a>	Health Insurance	17,930.98	17,930.98	121.80	527.70	17,403.28	2.94 %
<a href="#">58-00-46100</a>	Social Security	2,585.70	2,585.70	116.82	467.19	2,118.51	18.07 %
<a href="#">58-00-46300</a>	IMRF	1,274.00	1,274.00	78.40	313.58	960.42	24.61 %
	<b>Category: 4000 - Personnel Total:</b>	<b>55,590.68</b>	<b>55,590.68</b>	<b>1,917.02</b>	<b>7,823.59</b>	<b>47,767.09</b>	<b>14.07%</b>
	<b>Category: 5000 - Contractual Services</b>						
<a href="#">58-00-51200</a>	Equipment Maintenance	15,000.00	15,000.00	0.00	0.00	15,000.00	0.00 %
<a href="#">58-00-51700</a>	Grounds Maintenance	8,200.00	8,200.00	0.00	0.00	8,200.00	0.00 %
<a href="#">58-00-53200</a>	Engineering Services	25,000.00	25,000.00	0.00	25,712.44	-712.44	102.85 %
<a href="#">58-00-53300</a>	Legal Services	17,000.00	17,000.00	165.00	1,695.50	15,304.50	9.97 %
<a href="#">58-00-53700</a>	Network Administration	27,615.00	27,615.00	2,301.24	9,204.96	18,410.04	33.33 %
<a href="#">58-00-54100</a>	Marketing Expense	5,000.00	5,000.00	0.00	0.00	5,000.00	0.00 %
<a href="#">58-00-54900</a>	Other Professional Services	118,000.00	118,000.00	0.00	17,775.76	100,224.24	15.06 %
<a href="#">58-00-54920</a>	Bureau of Railroad Grant Applicatio	0.00	0.00	0.00	1,094.95	-1,094.95	0.00 %
<a href="#">58-00-55100</a>	Postage	100.00	100.00	0.00	0.00	100.00	0.00 %
<a href="#">58-00-56100</a>	Dues	35,000.00	35,000.00	30,688.55	30,688.55	4,311.45	87.68 %
<a href="#">58-00-56200</a>	Travel	1,000.00	1,000.00	0.00	0.00	1,000.00	0.00 %
<a href="#">58-00-56300</a>	Training	1,000.00	1,000.00	0.00	0.00	1,000.00	0.00 %
<a href="#">58-00-56600</a>	Conference	1,000.00	1,000.00	0.00	0.00	1,000.00	0.00 %
<a href="#">58-00-57100</a>	Utilities	6,500.00	6,500.00	577.19	4,260.93	2,239.07	65.55 %
<a href="#">58-00-59400</a>	Lease or Rentals	4,600.00	4,600.00	0.00	3,780.00	820.00	82.17 %
<a href="#">58-00-59500</a>	Property Tax	1,500.00	1,500.00	0.00	0.00	1,500.00	0.00 %
	<b>Category: 5000 - Contractual Services Total:</b>	<b>266,515.00</b>	<b>266,515.00</b>	<b>33,731.98</b>	<b>94,213.09</b>	<b>172,301.91</b>	<b>35.35%</b>
	<b>Category: 6000 - Commodities</b>						
<a href="#">58-00-65100</a>	Office Supplies	300.00	300.00	0.00	0.00	300.00	0.00 %
	<b>Category: 6000 - Commodities Total:</b>	<b>300.00</b>	<b>300.00</b>	<b>0.00</b>	<b>0.00</b>	<b>300.00</b>	<b>0.00%</b>
	<b>Category: 8000 - Capital Outlay</b>						
<a href="#">58-00-81000</a>	Land	50,000.00	50,000.00	0.00	0.00	50,000.00	0.00 %
<a href="#">58-00-83000</a>	Equipment	27,000.00	27,000.00	0.00	0.00	27,000.00	0.00 %
<a href="#">58-00-89000</a>	Other Improvements	185,000.00	185,000.00	0.00	0.00	185,000.00	0.00 %
<a href="#">58-00-89330</a>	Rochelle Transload Center	232,000.00	232,000.00	13,328.25	41,899.42	190,100.58	18.06 %
	<b>Category: 8000 - Capital Outlay Total:</b>	<b>494,000.00</b>	<b>494,000.00</b>	<b>13,328.25</b>	<b>41,899.42</b>	<b>452,100.58</b>	<b>8.48%</b>
	<b>Category: 9000 - Other Expenditures</b>						
<a href="#">58-00-99901</a>	General Fund Transfer	100,000.00	100,000.00	8,333.33	33,333.32	66,666.68	33.33 %
<a href="#">58-00-99936</a>	Capital Improvement Fund Transfer	448,000.00	448,000.00	0.00	0.00	448,000.00	0.00 %
<a href="#">58-00-99957</a>	Airport Fund Transfer	50,000.00	50,000.00	4,166.67	16,666.68	33,333.32	33.33 %

Budget Report

For Fiscal: 2026 Per

Section VII, Item 1. 6

	Original Total Budget	Current Total Budget	Period Activity	Fiscal Activity	Variance Favorable (Unfavorable)	Percent Used
<a href="#">58-00-99959</a> Transfer to Golf Course	60,000.00	60,000.00	0.00	0.00	60,000.00	0.00 %
<b>Category: 9000 - Other Expenditures Total:</b>	<b>658,000.00</b>	<b>658,000.00</b>	<b>12,500.00</b>	<b>50,000.00</b>	<b>608,000.00</b>	<b>7.60%</b>
<b>Department: 00 - 00 Total:</b>	<b>1,474,405.68</b>	<b>1,474,405.68</b>	<b>61,477.25</b>	<b>193,936.10</b>	<b>1,280,469.58</b>	<b>13.15%</b>
<b>Expense Total:</b>	<b>1,474,405.68</b>	<b>1,474,405.68</b>	<b>61,477.25</b>	<b>193,936.10</b>	<b>1,280,469.58</b>	<b>13.15%</b>
<b>Fund: 58 - Railroad Surplus (Deficit):</b>	<b>-149,405.68</b>	<b>-149,405.68</b>	<b>41,976.71</b>	<b>296,817.64</b>	<b>446,223.32</b>	<b>-198.67%</b>
<b>Fund: 59 - Golf Course</b>						
<b>Revenue</b>						
<b>Department: 00 - 00</b>						
<b>Category: 3640 - Golf Fees</b>						
<a href="#">59-00-36400</a> Golf Rounds	160,000.00	160,000.00	10,514.00	17,809.00	-142,191.00	11.13 %
<b>Category: 3640 - Golf Fees Total:</b>	<b>160,000.00</b>	<b>160,000.00</b>	<b>10,514.00</b>	<b>17,809.00</b>	<b>-142,191.00</b>	<b>11.13%</b>
<b>Category: 3641 - Season Pass</b>						
<a href="#">59-00-36410</a> Season Pass	65,000.00	65,000.00	14,595.00	50,555.00	-14,445.00	77.78 %
<b>Category: 3641 - Season Pass Total:</b>	<b>65,000.00</b>	<b>65,000.00</b>	<b>14,595.00</b>	<b>50,555.00</b>	<b>-14,445.00</b>	<b>77.78%</b>
<b>Category: 3643 - Cart Rentals</b>						
<a href="#">59-00-36430</a> Cart Rentals	65,000.00	65,000.00	5,779.50	9,463.00	-55,537.00	14.56 %
<b>Category: 3643 - Cart Rentals Total:</b>	<b>65,000.00</b>	<b>65,000.00</b>	<b>5,779.50</b>	<b>9,463.00</b>	<b>-55,537.00</b>	<b>14.56%</b>
<b>Category: 3810 - Investment Income</b>						
<a href="#">59-00-38100</a> Interest Income	3,000.00	3,000.00	167.03	444.30	-2,555.70	14.81 %
<b>Category: 3810 - Investment Income Total:</b>	<b>3,000.00</b>	<b>3,000.00</b>	<b>167.03</b>	<b>444.30</b>	<b>-2,555.70</b>	<b>14.81%</b>
<b>Category: 3890 - Miscellaneous Income</b>						
<a href="#">59-00-38900</a> Miscellaneous Revenue	6,000.00	6,000.00	635.00	1,625.00	-4,375.00	27.08 %
<a href="#">59-00-38983</a> Merchandise Sales	15,000.00	15,000.00	1,530.81	2,345.24	-12,654.76	15.63 %
<b>Category: 3890 - Miscellaneous Income Total:</b>	<b>21,000.00</b>	<b>21,000.00</b>	<b>2,165.81</b>	<b>3,970.24</b>	<b>-17,029.76</b>	<b>18.91%</b>
<b>Category: 3930 - Intergovernmental Agreement</b>						
<a href="#">59-00-39300</a> Contribution from the Park District	235,000.00	235,000.00	5,000.00	20,000.00	-215,000.00	8.51 %
<b>Category: 3930 - Intergovernmental Agreement Total:</b>	<b>235,000.00</b>	<b>235,000.00</b>	<b>5,000.00</b>	<b>20,000.00</b>	<b>-215,000.00</b>	<b>8.51%</b>
<b>Category: 3990 - Interfund Transfers</b>						
<a href="#">59-00-39919</a> Transfer from Hotel/Motel Tax	235,000.00	235,000.00	19,583.33	78,333.32	-156,666.68	33.33 %
<a href="#">59-00-39958</a> Transfer from Railroad	60,000.00	60,000.00	0.00	0.00	-60,000.00	0.00 %
<b>Category: 3990 - Interfund Transfers Total:</b>	<b>295,000.00</b>	<b>295,000.00</b>	<b>19,583.33</b>	<b>78,333.32</b>	<b>-216,666.68</b>	<b>26.55%</b>
<b>Department: 00 - 00 Total:</b>	<b>844,000.00</b>	<b>844,000.00</b>	<b>57,804.67</b>	<b>180,574.86</b>	<b>-663,425.14</b>	<b>21.40%</b>
<b>Revenue Total:</b>	<b>844,000.00</b>	<b>844,000.00</b>	<b>57,804.67</b>	<b>180,574.86</b>	<b>-663,425.14</b>	<b>21.40%</b>
<b>Expense</b>						
<b>Department: 00 - 00</b>						
<b>Category: 4000 - Personnel</b>						
<a href="#">59-00-42100</a> Full-Time	109,539.23	109,539.23	8,450.80	34,153.20	75,386.03	31.18 %
<a href="#">59-00-45200</a> Life Insurance	75.00	75.00	3.50	14.00	61.00	18.67 %
<a href="#">59-00-45400</a> Workers' Compensation	13,000.00	13,000.00	392.50	392.50	12,607.50	3.02 %
<a href="#">59-00-46100</a> Social Security	16,794.75	16,794.75	1,238.60	3,925.15	12,869.60	23.37 %
<a href="#">59-00-46300</a> IMRF	5,367.42	5,367.42	414.08	1,673.47	3,693.95	31.18 %
<b>Category: 4000 - Personnel Total:</b>	<b>144,776.40</b>	<b>144,776.40</b>	<b>10,499.48</b>	<b>40,158.32</b>	<b>104,618.08</b>	<b>27.74%</b>
<b>Category: 8000 - Capital Outlay</b>						
<a href="#">59-00-83000</a> Equipment	20,000.00	20,000.00	0.00	5,000.00	15,000.00	25.00 %
<a href="#">59-00-89000</a> Other Improvements	350,000.00	350,000.00	850.00	11,346.00	338,654.00	3.24 %
<b>Category: 8000 - Capital Outlay Total:</b>	<b>370,000.00</b>	<b>370,000.00</b>	<b>850.00</b>	<b>16,346.00</b>	<b>353,654.00</b>	<b>4.42%</b>
<b>Department: 00 - 00 Total:</b>	<b>514,776.40</b>	<b>514,776.40</b>	<b>11,349.48</b>	<b>56,504.32</b>	<b>458,272.08</b>	<b>10.98%</b>
<b>Department: 20 - Grounds</b>						
<b>Category: 4000 - Personnel</b>						
<a href="#">59-20-42200</a> Part-Time	50,000.00	50,000.00	1,296.00	1,984.00	48,016.00	3.97 %
<b>Category: 4000 - Personnel Total:</b>	<b>50,000.00</b>	<b>50,000.00</b>	<b>1,296.00</b>	<b>1,984.00</b>	<b>48,016.00</b>	<b>3.97%</b>
<b>Category: 5000 - Contractual Services</b>						
<a href="#">59-20-51200</a> Equipment Maintenance	16,000.00	16,000.00	546.25	10,758.66	5,241.34	67.24 %

	Original Total Budget	Current Total Budget	Period Activity	Fiscal Activity	Variance Favorable (Unfavorable)	Percent Used
<a href="#">59-20-51700</a> Grounds Maintenance	0.00	0.00	0.00	451.86	-451.86	0.00 %
<a href="#">59-20-53400</a> Medical Services	350.00	350.00	0.00	207.00	143.00	59.14 %
<a href="#">59-20-54900</a> Other Professional Services	4,500.00	4,500.00	144.00	576.00	3,924.00	12.80 %
<a href="#">59-20-57100</a> Utilities	8,500.00	8,500.00	528.31	2,135.66	6,364.34	25.13 %
<b>Category: 5000 - Contractual Services Total:</b>	<b>29,350.00</b>	<b>29,350.00</b>	<b>1,218.56</b>	<b>14,129.18</b>	<b>15,220.82</b>	<b>48.14%</b>
<b>Category: 6000 - Commodities</b>						
<a href="#">59-20-61700</a> Grounds Supplies	20,000.00	20,000.00	8,331.00	10,375.43	9,624.57	51.88 %
<a href="#">59-20-65200</a> Operating Supplies	0.00	0.00	119.98	119.98	-119.98	0.00 %
<a href="#">59-20-65500</a> Gasoline/Oil	16,000.00	16,000.00	3,102.36	4,170.51	11,829.49	26.07 %
<b>Category: 6000 - Commodities Total:</b>	<b>36,000.00</b>	<b>36,000.00</b>	<b>11,553.34</b>	<b>14,665.92</b>	<b>21,334.08</b>	<b>40.74%</b>
<b>Department: 20 - Grounds Total:</b>	<b>115,350.00</b>	<b>115,350.00</b>	<b>14,067.90</b>	<b>30,779.10</b>	<b>84,570.90</b>	<b>26.68%</b>
<b>Department: 31 - Pro Shop</b>						
<b>Category: 4000 - Personnel</b>						
<a href="#">59-31-42200</a> Part-Time	60,000.00	60,000.00	6,444.50	15,172.50	44,827.50	25.29 %
<b>Category: 4000 - Personnel Total:</b>	<b>60,000.00</b>	<b>60,000.00</b>	<b>6,444.50</b>	<b>15,172.50</b>	<b>44,827.50</b>	<b>25.29%</b>
<b>Category: 5000 - Contractual Services</b>						
<a href="#">59-31-53400</a> Medical Services	450.00	450.00	340.00	1,164.00	-714.00	258.67 %
<a href="#">59-31-56100</a> Dues	3,000.00	3,000.00	0.00	175.00	2,825.00	5.83 %
<a href="#">59-31-57100</a> Utilities	4,000.00	4,000.00	203.30	1,187.85	2,812.15	29.70 %
<a href="#">59-31-59200</a> General Insurance	8,000.00	8,000.00	666.66	2,666.64	5,333.36	33.33 %
<a href="#">59-31-59400</a> Lease or Rentals	35,000.00	35,000.00	4,300.00	5,300.00	29,700.00	15.14 %
<b>Category: 5000 - Contractual Services Total:</b>	<b>50,450.00</b>	<b>50,450.00</b>	<b>5,509.96</b>	<b>10,493.49</b>	<b>39,956.51</b>	<b>20.80%</b>
<b>Category: 6000 - Commodities</b>						
<a href="#">59-31-65200</a> Operating Supplies	15,000.00	15,000.00	5,560.78	9,799.51	5,200.49	65.33 %
<b>Category: 6000 - Commodities Total:</b>	<b>15,000.00</b>	<b>15,000.00</b>	<b>5,560.78</b>	<b>9,799.51</b>	<b>5,200.49</b>	<b>65.33%</b>
<b>Category: 9000 - Other Expenditures</b>						
<a href="#">59-31-91100</a> Community Relations	5,000.00	5,000.00	1,669.00	1,959.00	3,041.00	39.18 %
<a href="#">59-31-92900</a> Miscellaneous	3,000.00	3,000.00	886.67	923.19	2,076.81	30.77 %
<b>Category: 9000 - Other Expenditures Total:</b>	<b>8,000.00</b>	<b>8,000.00</b>	<b>2,555.67</b>	<b>2,882.19</b>	<b>5,117.81</b>	<b>36.03%</b>
<b>Department: 31 - Pro Shop Total:</b>	<b>133,450.00</b>	<b>133,450.00</b>	<b>20,070.91</b>	<b>38,347.69</b>	<b>95,102.31</b>	<b>28.74%</b>
<b>Expense Total:</b>	<b>763,576.40</b>	<b>763,576.40</b>	<b>45,488.29</b>	<b>125,631.11</b>	<b>637,945.29</b>	<b>16.45%</b>
<b>Fund: 59 - Golf Course Surplus (Deficit):</b>	<b>80,423.60</b>	<b>80,423.60</b>	<b>12,316.38</b>	<b>54,943.75</b>	<b>-25,479.85</b>	<b>68.32%</b>
<b>Fund: 64 - Administrative Services</b>						
<b>Revenue</b>						
<b>Department: 00 - 00</b>						
<b>Category: 3810 - Investment Income</b>						
<a href="#">64-00-38100</a> Interest Income	2,000.00	2,000.00	406.54	1,501.52	-498.48	75.08 %
<b>Category: 3810 - Investment Income Total:</b>	<b>2,000.00</b>	<b>2,000.00</b>	<b>406.54</b>	<b>1,501.52</b>	<b>-498.48</b>	<b>75.08%</b>
<b>Category: 3890 - Miscellaneous Income</b>						
<a href="#">64-00-38900</a> Miscellaneous Revenue	2,000.00	2,000.00	67.15	318.03	-1,681.97	15.90 %
<b>Category: 3890 - Miscellaneous Income Total:</b>	<b>2,000.00</b>	<b>2,000.00</b>	<b>67.15</b>	<b>318.03</b>	<b>-1,681.97</b>	<b>15.90%</b>
<b>Category: 3990 - Interfund Transfers</b>						
<a href="#">64-00-39901</a> Transfer From General Fund	487,435.28	487,435.28	40,619.61	162,478.44	-324,956.84	33.33 %
<a href="#">64-00-39912</a> Transfer From Insurance	11,000.00	11,000.00	916.67	3,666.68	-7,333.32	33.33 %
<a href="#">64-00-39951</a> Transfer From Water	104,450.42	104,450.42	8,704.20	34,816.80	-69,633.62	33.33 %
<a href="#">64-00-39952</a> Transfer From Water Reclamation	121,858.82	121,858.82	10,154.90	40,619.60	-81,239.22	33.33 %
<a href="#">64-00-39954</a> Transfer From Electric	974,870.57	974,870.57	81,239.25	324,957.00	-649,913.57	33.33 %
<a href="#">64-00-39955</a> Transfer From Technology Fund	52,225.21	52,225.21	4,352.08	17,408.32	-34,816.89	33.33 %
<b>Category: 3990 - Interfund Transfers Total:</b>	<b>1,751,840.30</b>	<b>1,751,840.30</b>	<b>145,986.71</b>	<b>583,946.84</b>	<b>-1,167,893.46</b>	<b>33.33%</b>
<b>Department: 00 - 00 Total:</b>	<b>1,755,840.30</b>	<b>1,755,840.30</b>	<b>146,460.40</b>	<b>585,766.39</b>	<b>-1,170,073.91</b>	<b>33.36%</b>
<b>Revenue Total:</b>	<b>1,755,840.30</b>	<b>1,755,840.30</b>	<b>146,460.40</b>	<b>585,766.39</b>	<b>-1,170,073.91</b>	<b>33.36%</b>

		Original	Current	Period	Fiscal	Variance	Percent
		Total Budget	Total Budget	Activity	Activity	Favorable (Unfavorable)	Used
<b>Expense</b>							
<b>Department: 00 - 00</b>							
<b>Category: 4000 - Personnel</b>							
<a href="#">64-00-42100</a>	Full-Time	1,062,592.00	1,062,592.00	74,624.50	378,652.21	683,939.79	35.63 %
<a href="#">64-00-42200</a>	Part-Time	35,500.00	35,500.00	0.00	1,026.00	34,474.00	2.89 %
<a href="#">64-00-42300</a>	Overtime	500.00	500.00	0.00	137.34	362.66	27.47 %
<a href="#">64-00-45100</a>	Health Insurance	188,000.00	188,000.00	9,056.18	37,612.29	150,387.71	20.01 %
<a href="#">64-00-45200</a>	Life Insurance	400.00	400.00	28.84	118.87	281.13	29.72 %
<a href="#">64-00-46100</a>	Social Security	84,042.29	84,042.29	5,367.24	27,650.52	56,391.77	32.90 %
<a href="#">64-00-46300</a>	IMRF	53,831.01	53,831.01	3,656.48	18,511.20	35,319.81	34.39 %
<b>Category: 4000 - Personnel Total:</b>		<b>1,424,865.30</b>	<b>1,424,865.30</b>	<b>92,733.24</b>	<b>463,708.43</b>	<b>961,156.87</b>	<b>32.54%</b>
<b>Category: 5000 - Contractual Services</b>							
<a href="#">64-00-54900</a>	Other Professional Services	45,000.00	45,000.00	25,630.00	36,641.86	8,358.14	81.43 %
<a href="#">64-00-55100</a>	Postage	0.00	0.00	32.90	32.90	-32.90	0.00 %
<a href="#">64-00-55200</a>	Telephone	3,000.00	3,000.00	223.13	892.70	2,107.30	29.76 %
<a href="#">64-00-55300</a>	Publishing	2,500.00	2,500.00	0.00	0.00	2,500.00	0.00 %
<a href="#">64-00-56100</a>	Dues	2,600.00	2,600.00	625.00	1,275.00	1,325.00	49.04 %
<a href="#">64-00-56200</a>	Travel	15,000.00	15,000.00	779.25	779.25	14,220.75	5.20 %
<a href="#">64-00-56300</a>	Training	7,000.00	7,000.00	370.00	530.00	6,470.00	7.57 %
<a href="#">64-00-56400</a>	Tuition	6,150.00	6,150.00	2,849.00	2,849.00	3,301.00	46.33 %
<a href="#">64-00-56600</a>	Conference	19,000.00	19,000.00	918.06	1,004.53	17,995.47	5.29 %
<b>Category: 5000 - Contractual Services Total:</b>		<b>100,250.00</b>	<b>100,250.00</b>	<b>31,427.34</b>	<b>44,005.24</b>	<b>56,244.76</b>	<b>43.90%</b>
<b>Category: 6000 - Commodities</b>							
<a href="#">64-00-65100</a>	Office Supplies	8,000.00	8,000.00	140.97	1,732.04	6,267.96	21.65 %
<a href="#">64-00-65200</a>	Operating Supplies	400.00	400.00	0.00	224.03	175.97	56.01 %
<a href="#">64-00-65400</a>	Janitorial Supplies	0.00	0.00	0.00	108.56	-108.56	0.00 %
<a href="#">64-00-68400</a>	Software	85,000.00	85,000.00	130.78	522.90	84,477.10	0.62 %
<b>Category: 6000 - Commodities Total:</b>		<b>93,400.00</b>	<b>93,400.00</b>	<b>271.75</b>	<b>2,587.53</b>	<b>90,812.47</b>	<b>2.77%</b>
<b>Category: 8000 - Capital Outlay</b>							
<a href="#">64-00-83000</a>	Equipment	6,000.00	6,000.00	0.00	2,473.34	3,526.66	41.22 %
<a href="#">64-00-83010</a>	Equipment - IT	3,825.00	3,825.00	0.00	74.98	3,750.02	1.96 %
<a href="#">64-00-87000</a>	Furniture	3,000.00	3,000.00	0.00	1,129.83	1,870.17	37.66 %
<a href="#">64-00-89000</a>	Other	5,000.00	5,000.00	0.00	-4,351.75	9,351.75	-87.04 %
<b>Category: 8000 - Capital Outlay Total:</b>		<b>17,825.00</b>	<b>17,825.00</b>	<b>0.00</b>	<b>-673.60</b>	<b>18,498.60</b>	<b>-3.78%</b>
<b>Category: 9000 - Other Expenditures</b>							
<a href="#">64-00-91000</a>	Bad Debt	2,500.00	2,500.00	228.77	1,341.03	1,158.97	53.64 %
<a href="#">64-00-91100</a>	Community Relations	30,000.00	30,000.00	528.69	15,979.47	14,020.53	53.26 %
<a href="#">64-00-91200</a>	Employee Wellness	7,000.00	7,000.00	1,041.56	1,443.67	5,556.33	20.62 %
<a href="#">64-00-91300</a>	Safety	75,000.00	75,000.00	6,382.69	25,134.36	49,865.64	33.51 %
<a href="#">64-00-92900</a>	Miscellaneous	5,000.00	5,000.00	0.00	618.86	4,381.14	12.38 %
<b>Category: 9000 - Other Expenditures Total:</b>		<b>119,500.00</b>	<b>119,500.00</b>	<b>8,181.71</b>	<b>44,517.39</b>	<b>74,982.61</b>	<b>37.25%</b>
<b>Department: 00 - 00 Total:</b>		<b>1,755,840.30</b>	<b>1,755,840.30</b>	<b>132,614.04</b>	<b>554,144.99</b>	<b>1,201,695.31</b>	<b>31.56%</b>
<b>Expense Total:</b>		<b>1,755,840.30</b>	<b>1,755,840.30</b>	<b>132,614.04</b>	<b>554,144.99</b>	<b>1,201,695.31</b>	<b>31.56%</b>
<b>Fund: 64 - Administrative Services Surplus (Deficit):</b>		<b>0.00</b>	<b>0.00</b>	<b>13,846.36</b>	<b>31,621.40</b>	<b>31,621.40</b>	<b>0.00%</b>
<b>Report Surplus (Deficit):</b>		<b>-19,398,405.11</b>	<b>-19,398,405.11</b>	<b>-1,141,538.24</b>	<b>-1,246,467.44</b>	<b>18,151,937.67</b>	<b>6.43%</b>

**Group Summary**

Category	Original Total Budget	Current Total Budget	Period Activity	Fiscal Activity	Variance Favorable (Unfavorable)	Percent Used
<b>Fund: 01 - General</b>						
<b>Revenue</b>						
<b>Department: 00 - 00</b>						
3110 - Property	2,245,809.00	2,245,809.00	0.00	0.00	-2,245,809.00	0.00%
3150 - Road and Bridge	215,000.00	215,000.00	0.00	0.00	-215,000.00	0.00%
3210 - Liquor	45,000.00	45,000.00	50.00	38,550.00	-6,450.00	85.67%
3250 - Licenses	475,000.00	475,000.00	37,363.98	180,336.90	-294,663.10	37.97%
3260 - Other Licenses	35,500.00	35,500.00	0.00	28,880.00	-6,620.00	81.35%
3310 - Permits	27,000.00	27,000.00	4,787.56	11,451.31	-15,548.69	42.41%
3313 - Building Permits	4,000.00	4,000.00	400.00	900.00	-3,100.00	22.50%
3410 - Income	1,702,169.20	1,702,169.20	178,489.06	598,252.94	-1,103,916.26	35.15%
3420 - Other Taxes	320,000.00	320,000.00	29,311.41	103,249.49	-216,750.51	32.27%
3435 - Miscellaneous	370,000.00	370,000.00	32,557.65	114,208.17	-255,791.83	30.87%
3440 - Sales	3,035,356.38	3,035,356.38	264,319.79	1,220,268.54	-1,815,087.84	40.20%
3446 - Other Tax	15,208.06	15,208.06	1,304.47	5,023.89	-10,184.17	33.03%
3470 - Grants	360,000.00	360,000.00	0.00	75,964.27	-284,035.73	21.10%
3510 - Fines	75,000.00	75,000.00	7,372.81	31,988.61	-43,011.39	42.65%
3635 - Water Rec Solid Waste Charge	50,000.00	50,000.00	3,703.00	18,702.00	-31,298.00	37.40%
3660 - Public Safety Fees	1,786,767.00	1,786,767.00	165,915.43	446,398.54	-1,340,368.46	24.98%
3690 - Street Department Fees	260,000.00	260,000.00	9,229.35	69,515.63	-190,484.37	26.74%
3760 - Cemetery Fees	65,000.00	65,000.00	1,550.00	8,950.00	-56,050.00	13.77%
3810 - Investment Income	550,000.00	550,000.00	12,030.75	91,295.72	-458,704.28	16.60%
3890 - Miscellaneous Income	60,000.00	60,000.00	5,563.00	32,402.68	-27,597.32	54.00%
3910 - Other Financing Sources	625,000.00	625,000.00	0.00	0.00	-625,000.00	0.00%
3990 - Interfund Transfers	4,004,665.00	4,004,665.00	333,722.08	1,334,888.32	-2,669,776.68	33.33%
<b>Department: 00 - 00 Total:</b>	<b>16,326,474.64</b>	<b>16,326,474.64</b>	<b>1,087,670.34</b>	<b>4,411,227.01</b>	<b>-11,915,247.63</b>	<b>27.02%</b>
<b>Revenue Total:</b>	<b>16,326,474.64</b>	<b>16,326,474.64</b>	<b>1,087,670.34</b>	<b>4,411,227.01</b>	<b>-11,915,247.63</b>	<b>27.02%</b>
<b>Expense</b>						
<b>Department: 12 - Mayor &amp; City Council</b>						
4000 - Personnel	25,500.00	25,500.00	1,942.40	7,769.60	17,730.40	30.47%
5000 - Contractual Services	12,550.00	12,550.00	167.06	1,210.11	11,339.89	9.64%
6000 - Commodities	1,500.00	1,500.00	13.93	3,809.56	-2,309.56	253.97%
8000 - Capital Outlay	8,750.00	8,750.00	0.00	2,397.76	6,352.24	27.40%
9000 - Other Expenditures	8,500.00	8,500.00	493.18	1,180.68	7,319.32	13.89%
<b>Department: 12 - Mayor &amp; City Council Total:</b>	<b>56,800.00</b>	<b>56,800.00</b>	<b>2,616.57</b>	<b>16,367.71</b>	<b>40,432.29</b>	<b>28.82%</b>
<b>Department: 13 - City Clerk</b>						
4000 - Personnel	153,794.00	153,794.00	13,256.01	63,242.06	90,551.94	41.12%
5000 - Contractual Services	45,490.00	45,490.00	60.02	14,485.95	31,004.05	31.84%
6000 - Commodities	1,500.00	1,500.00	146.13	146.13	1,353.87	9.74%
8000 - Capital Outlay	4,750.00	4,750.00	696.37	2,171.35	2,578.65	45.71%
9000 - Other Expenditures	18,500.00	18,500.00	1,368.00	4,960.00	13,540.00	26.81%
<b>Department: 13 - City Clerk Total:</b>	<b>224,034.00</b>	<b>224,034.00</b>	<b>15,526.53</b>	<b>85,005.49</b>	<b>139,028.51</b>	<b>37.94%</b>
<b>Department: 17 - Municipal Building</b>						
5000 - Contractual Services	568,149.00	568,149.00	29,485.59	142,314.68	425,834.32	25.05%
6000 - Commodities	15,500.00	15,500.00	430.09	2,431.62	13,068.38	15.69%
8000 - Capital Outlay	25,000.00	25,000.00	0.00	815.16	24,184.84	3.26%
9000 - Other Expenditures	1,077,435.00	1,077,435.00	90,056.76	348,059.99	729,375.01	32.30%
<b>Department: 17 - Municipal Building Total:</b>	<b>1,686,084.00</b>	<b>1,686,084.00</b>	<b>119,972.44</b>	<b>493,621.45</b>	<b>1,192,462.55</b>	<b>29.28%</b>
<b>Department: 18 - City Attorney</b>						
5000 - Contractual Services	110,000.00	110,000.00	13,549.42	52,256.29	57,743.71	47.51%
<b>Department: 18 - City Attorney Total:</b>	<b>110,000.00</b>	<b>110,000.00</b>	<b>13,549.42</b>	<b>52,256.29</b>	<b>57,743.71</b>	<b>47.51%</b>
<b>Department: 19 - City Manager</b>						
5000 - Contractual Services	32,400.00	32,400.00	0.00	663.20	31,736.80	2.05%
6000 - Commodities	500.00	500.00	79.18	79.18	420.82	15.84%

Category	Original Total Budget	Current Total Budget	Period Activity	Fiscal Activity	Variance Favorable (Unfavorable)	Percent Used
8000 - Capital Outlay	250.00	250.00	2,100.39	2,100.39	-1,850.39	840.16%
9000 - Other Expenditures	8,500.00	8,500.00	194.00	1,413.14	7,086.86	16.63%
<b>Department: 19 - City Manager Total:</b>	<b>41,650.00</b>	<b>41,650.00</b>	<b>2,373.57</b>	<b>4,255.91</b>	<b>37,394.09</b>	<b>10.22%</b>
<b>Department: 21 - Police</b>						
4000 - Personnel	5,059,638.00	5,059,638.00	333,366.20	1,328,617.26	3,731,020.74	26.26%
5000 - Contractual Services	525,600.00	525,600.00	36,739.04	135,682.82	389,917.18	25.81%
6000 - Commodities	291,900.00	291,900.00	11,104.18	32,305.04	259,594.96	11.07%
8000 - Capital Outlay	56,000.00	56,000.00	16,489.69	42,082.60	13,917.40	75.15%
9000 - Other Expenditures	15,500.00	15,500.00	0.00	110.19	15,389.81	0.71%
<b>Department: 21 - Police Total:</b>	<b>5,948,638.00</b>	<b>5,948,638.00</b>	<b>397,699.11</b>	<b>1,538,797.91</b>	<b>4,409,840.09</b>	<b>25.87%</b>
<b>Department: 22 - Fire</b>						
4000 - Personnel	3,590,188.39	3,590,188.39	238,271.59	980,963.89	2,609,224.50	27.32%
5000 - Contractual Services	241,500.00	241,500.00	21,999.21	61,050.58	180,449.42	25.28%
6000 - Commodities	106,500.00	106,500.00	5,864.05	38,443.55	68,056.45	36.10%
8000 - Capital Outlay	88,200.00	88,200.00	0.00	3,331.13	84,868.87	3.78%
9000 - Other Expenditures	1,000.00	1,000.00	0.00	0.00	1,000.00	0.00%
<b>Department: 22 - Fire Total:</b>	<b>4,027,388.39</b>	<b>4,027,388.39</b>	<b>266,134.85</b>	<b>1,083,789.15</b>	<b>2,943,599.24</b>	<b>26.91%</b>
<b>Department: 41 - Street</b>						
4000 - Personnel	1,575,873.31	1,575,873.31	130,321.01	543,299.24	1,032,574.07	34.48%
5000 - Contractual Services	313,225.00	313,225.00	17,140.38	78,611.28	234,613.72	25.10%
6000 - Commodities	416,000.00	416,000.00	41,837.62	136,276.77	279,723.23	32.76%
7000 - Debt Service	130,723.00	130,723.00	0.00	0.00	130,723.00	0.00%
8000 - Capital Outlay	848,750.00	848,750.00	15,771.35	37,900.27	810,849.73	4.47%
9000 - Other Expenditures	200.00	200.00	59.15	277.44	-77.44	138.72%
<b>Department: 41 - Street Total:</b>	<b>3,284,771.31</b>	<b>3,284,771.31</b>	<b>205,129.51</b>	<b>796,365.00</b>	<b>2,488,406.31</b>	<b>24.24%</b>
<b>Department: 44 - Community Development</b>						
4000 - Personnel	411,101.00	411,101.00	31,047.52	124,190.08	286,910.92	30.21%
5000 - Contractual Services	98,500.00	98,500.00	1,032.37	4,120.86	94,379.14	4.18%
6000 - Commodities	4,000.00	4,000.00	3,159.16	4,128.65	-128.65	103.22%
8000 - Capital Outlay	2,375.00	2,375.00	0.00	1,688.41	686.59	71.09%
9000 - Other Expenditures	17,000.00	17,000.00	2,500.00	4,947.46	12,052.54	29.10%
<b>Department: 44 - Community Development Total:</b>	<b>532,976.00</b>	<b>532,976.00</b>	<b>37,739.05</b>	<b>139,075.46</b>	<b>393,900.54</b>	<b>26.09%</b>
<b>Department: 46 - Cemetery</b>						
4000 - Personnel	66,114.28	66,114.28	4,875.87	19,858.94	46,255.34	30.04%
5000 - Contractual Services	65,760.00	65,760.00	4,460.40	8,928.78	56,831.22	13.58%
6000 - Commodities	27,100.00	27,100.00	1,144.67	1,550.97	25,549.03	5.72%
8000 - Capital Outlay	40,000.00	40,000.00	0.00	0.00	40,000.00	0.00%
9000 - Other Expenditures	1,000.00	1,000.00	101.01	580.73	419.27	58.07%
<b>Department: 46 - Cemetery Total:</b>	<b>199,974.28</b>	<b>199,974.28</b>	<b>10,581.95</b>	<b>30,919.42</b>	<b>169,054.86</b>	<b>15.46%</b>
<b>Department: 48 - Engineering</b>						
4000 - Personnel	388,946.00	388,946.00	22,878.47	92,962.49	295,983.51	23.90%
5000 - Contractual Services	46,100.00	46,100.00	8,692.29	22,657.72	23,442.28	49.15%
6000 - Commodities	11,050.00	11,050.00	188.95	6,320.48	4,729.52	57.20%
8000 - Capital Outlay	21,375.00	21,375.00	0.00	6,624.69	14,750.31	30.99%
9000 - Other Expenditures	400.00	400.00	0.00	0.00	400.00	0.00%
<b>Department: 48 - Engineering Total:</b>	<b>467,871.00</b>	<b>467,871.00</b>	<b>31,759.71</b>	<b>128,565.38</b>	<b>339,305.62</b>	<b>27.48%</b>
<b>Department: 61 - Economic Development</b>						
4000 - Personnel	0.00	0.00	0.24	0.96	-0.96	0.00%
5000 - Contractual Services	22,200.00	22,200.00	0.00	0.00	22,200.00	0.00%
6000 - Commodities	300.00	300.00	0.00	0.00	300.00	0.00%
9000 - Other Expenditures	1,200.00	1,200.00	0.00	1,219.15	-19.15	101.60%
<b>Department: 61 - Economic Development Total:</b>	<b>23,700.00</b>	<b>23,700.00</b>	<b>0.24</b>	<b>1,220.11</b>	<b>22,479.89</b>	<b>5.15%</b>
<b>Expense Total:</b>	<b>16,603,886.98</b>	<b>16,603,886.98</b>	<b>1,103,082.95</b>	<b>4,370,239.28</b>	<b>12,233,647.70</b>	<b>26.32%</b>
<b>Fund: 01 - General Surplus (Deficit):</b>	<b>-277,412.34</b>	<b>-277,412.34</b>	<b>-15,412.61</b>	<b>40,987.73</b>	<b>318,400.07</b>	<b>-14.78%</b>

Budget Report

For Fiscal: 2026 Per

Category	Original Total Budget	Current Total Budget	Period Activity	Fiscal Activity	Variance Favorable (Unfavorable)	Percent Used
<b>Fund: 11 - Audit</b>						
<b>Revenue</b>						
<b>Department: 00 - 00</b>						
3110 - Property	32,000.00	32,000.00	0.00	0.00	-32,000.00	0.00%
3810 - Investment Income	10.00	10.00	0.00	0.00	-10.00	0.00%
<b>Department: 00 - 00 Total:</b>	<b>32,010.00</b>	<b>32,010.00</b>	<b>0.00</b>	<b>0.00</b>	<b>-32,010.00</b>	<b>0.00%</b>
<b>Revenue Total:</b>	<b>32,010.00</b>	<b>32,010.00</b>	<b>0.00</b>	<b>0.00</b>	<b>-32,010.00</b>	<b>0.00%</b>
<b>Expense</b>						
<b>Department: 00 - 00</b>						
5000 - Contractual Services	32,255.00	32,255.00	7,700.00	15,200.00	17,055.00	47.12%
<b>Department: 00 - 00 Total:</b>	<b>32,255.00</b>	<b>32,255.00</b>	<b>7,700.00</b>	<b>15,200.00</b>	<b>17,055.00</b>	<b>47.12%</b>
<b>Expense Total:</b>	<b>32,255.00</b>	<b>32,255.00</b>	<b>7,700.00</b>	<b>15,200.00</b>	<b>17,055.00</b>	<b>47.12%</b>
<b>Fund: 11 - Audit Surplus (Deficit):</b>	<b>-245.00</b>	<b>-245.00</b>	<b>-7,700.00</b>	<b>-15,200.00</b>	<b>-14,955.00</b>	<b>6,204.08%</b>
<b>Fund: 12 - Insurance</b>						
<b>Revenue</b>						
<b>Department: 00 - 00</b>						
3110 - Property	455,000.00	455,000.00	0.00	0.00	-455,000.00	0.00%
3810 - Investment Income	100.00	100.00	0.00	0.00	-100.00	0.00%
<b>Department: 00 - 00 Total:</b>	<b>455,100.00</b>	<b>455,100.00</b>	<b>0.00</b>	<b>0.00</b>	<b>-455,100.00</b>	<b>0.00%</b>
<b>Revenue Total:</b>	<b>455,100.00</b>	<b>455,100.00</b>	<b>0.00</b>	<b>0.00</b>	<b>-455,100.00</b>	<b>0.00%</b>
<b>Expense</b>						
<b>Department: 00 - 00</b>						
5000 - Contractual Services	423,500.00	423,500.00	42,030.38	152,770.49	270,729.51	36.07%
9000 - Other Expenditures	11,000.00	11,000.00	916.67	3,666.68	7,333.32	33.33%
<b>Department: 00 - 00 Total:</b>	<b>434,500.00</b>	<b>434,500.00</b>	<b>42,947.05</b>	<b>156,437.17</b>	<b>278,062.83</b>	<b>36.00%</b>
<b>Expense Total:</b>	<b>434,500.00</b>	<b>434,500.00</b>	<b>42,947.05</b>	<b>156,437.17</b>	<b>278,062.83</b>	<b>36.00%</b>
<b>Fund: 12 - Insurance Surplus (Deficit):</b>	<b>20,600.00</b>	<b>20,600.00</b>	<b>-42,947.05</b>	<b>-156,437.17</b>	<b>-177,037.17</b>	<b>-759.40%</b>
<b>Fund: 13 - Illinois Municipal Fund</b>						
<b>Revenue</b>						
<b>Department: 00 - 00</b>						
3110 - Property	115,000.00	115,000.00	0.00	0.00	-115,000.00	0.00%
3420 - Other Taxes	25,352.00	25,352.00	0.00	0.00	-25,352.00	0.00%
3810 - Investment Income	400.00	400.00	0.00	8.84	-391.16	2.21%
<b>Department: 00 - 00 Total:</b>	<b>140,752.00</b>	<b>140,752.00</b>	<b>0.00</b>	<b>8.84</b>	<b>-140,743.16</b>	<b>0.01%</b>
<b>Revenue Total:</b>	<b>140,752.00</b>	<b>140,752.00</b>	<b>0.00</b>	<b>8.84</b>	<b>-140,743.16</b>	<b>0.01%</b>
<b>Expense</b>						
<b>Department: 00 - 00</b>						
4000 - Personnel	160,000.00	160,000.00	11,926.71	49,379.61	110,620.39	30.86%
<b>Department: 00 - 00 Total:</b>	<b>160,000.00</b>	<b>160,000.00</b>	<b>11,926.71</b>	<b>49,379.61</b>	<b>110,620.39</b>	<b>30.86%</b>
<b>Expense Total:</b>	<b>160,000.00</b>	<b>160,000.00</b>	<b>11,926.71</b>	<b>49,379.61</b>	<b>110,620.39</b>	<b>30.86%</b>
<b>Fund: 13 - Illinois Municipal Fund Surplus (Deficit):</b>	<b>-19,248.00</b>	<b>-19,248.00</b>	<b>-11,926.71</b>	<b>-49,370.77</b>	<b>-30,122.77</b>	<b>256.50%</b>
<b>Fund: 14 - Social Security</b>						
<b>Revenue</b>						
<b>Department: 00 - 00</b>						
3110 - Property	320,000.00	320,000.00	0.00	0.00	-320,000.00	0.00%
3810 - Investment Income	25.00	25.00	0.00	0.00	-25.00	0.00%
<b>Department: 00 - 00 Total:</b>	<b>320,025.00</b>	<b>320,025.00</b>	<b>0.00</b>	<b>0.00</b>	<b>-320,025.00</b>	<b>0.00%</b>
<b>Revenue Total:</b>	<b>320,025.00</b>	<b>320,025.00</b>	<b>0.00</b>	<b>0.00</b>	<b>-320,025.00</b>	<b>0.00%</b>

Budget Report

For Fiscal: 2026 Per

Section VII, Item 1. 6

Category	Original Total Budget	Current Total Budget	Period Activity	Fiscal Activity	Variance Favorable (Unfavorable)	Percent Used
<b>Expense</b>						
<b>Department: 00 - 00</b>						
4000 - Personnel	297,000.00	297,000.00	23,942.87	98,455.95	198,544.05	33.15%
<b>Department: 00 - 00 Total:</b>	<b>297,000.00</b>	<b>297,000.00</b>	<b>23,942.87</b>	<b>98,455.95</b>	<b>198,544.05</b>	<b>33.15%</b>
<b>Expense Total:</b>	<b>297,000.00</b>	<b>297,000.00</b>	<b>23,942.87</b>	<b>98,455.95</b>	<b>198,544.05</b>	<b>33.15%</b>
<b>Fund: 14 - Social Security Surplus (Deficit):</b>	<b>23,025.00</b>	<b>23,025.00</b>	<b>-23,942.87</b>	<b>-98,455.95</b>	<b>-121,480.95</b>	<b>-427.60%</b>
<b>Fund: 15 - Ambulance</b>						
<b>Revenue</b>						
<b>Department: 00 - 00</b>						
3810 - Investment Income	8,000.00	8,000.00	638.69	1,690.34	-6,309.66	21.13%
3990 - Interfund Transfers	200,000.00	200,000.00	16,666.67	66,666.68	-133,333.32	33.33%
<b>Department: 00 - 00 Total:</b>	<b>208,000.00</b>	<b>208,000.00</b>	<b>17,305.36</b>	<b>68,357.02</b>	<b>-139,642.98</b>	<b>32.86%</b>
<b>Revenue Total:</b>	<b>208,000.00</b>	<b>208,000.00</b>	<b>17,305.36</b>	<b>68,357.02</b>	<b>-139,642.98</b>	<b>32.86%</b>
<b>Expense</b>						
<b>Department: 00 - 00</b>						
7000 - Debt Service	22,130.50	22,130.50	0.00	0.00	22,130.50	0.00%
8000 - Capital Outlay	822,000.00	822,000.00	11,792.00	179,042.00	642,958.00	21.78%
<b>Department: 00 - 00 Total:</b>	<b>844,130.50</b>	<b>844,130.50</b>	<b>11,792.00</b>	<b>179,042.00</b>	<b>665,088.50</b>	<b>21.21%</b>
<b>Expense Total:</b>	<b>844,130.50</b>	<b>844,130.50</b>	<b>11,792.00</b>	<b>179,042.00</b>	<b>665,088.50</b>	<b>21.21%</b>
<b>Fund: 15 - Ambulance Surplus (Deficit):</b>	<b>-636,130.50</b>	<b>-636,130.50</b>	<b>5,513.36</b>	<b>-110,684.98</b>	<b>525,445.52</b>	<b>17.40%</b>
<b>Fund: 16 - Eastern Gateway TIF</b>						
<b>Revenue</b>						
<b>Department: 00 - 00</b>						
3110 - Property	32,177.00	32,177.00	0.00	0.00	-32,177.00	0.00%
3810 - Investment Income	100.00	100.00	0.00	0.00	-100.00	0.00%
<b>Department: 00 - 00 Total:</b>	<b>32,277.00</b>	<b>32,277.00</b>	<b>0.00</b>	<b>0.00</b>	<b>-32,277.00</b>	<b>0.00%</b>
<b>Revenue Total:</b>	<b>32,277.00</b>	<b>32,277.00</b>	<b>0.00</b>	<b>0.00</b>	<b>-32,277.00</b>	<b>0.00%</b>
<b>Expense</b>						
<b>Department: 00 - 00</b>						
5000 - Contractual Services	37,723.00	37,723.00	0.00	0.00	37,723.00	0.00%
<b>Department: 00 - 00 Total:</b>	<b>37,723.00</b>	<b>37,723.00</b>	<b>0.00</b>	<b>0.00</b>	<b>37,723.00</b>	<b>0.00%</b>
<b>Expense Total:</b>	<b>37,723.00</b>	<b>37,723.00</b>	<b>0.00</b>	<b>0.00</b>	<b>37,723.00</b>	<b>0.00%</b>
<b>Fund: 16 - Eastern Gateway TIF Surplus (Deficit):</b>	<b>-5,446.00</b>	<b>-5,446.00</b>	<b>0.00</b>	<b>0.00</b>	<b>5,446.00</b>	<b>0.00%</b>
<b>Fund: 17 - Motor Fuel Tax</b>						
<b>Revenue</b>						
<b>Department: 00 - 00</b>						
3430 - Motor Fuel Tax	431,000.00	431,000.00	30,932.80	142,406.47	-288,593.53	33.04%
3470 - Grants	200,000.00	200,000.00	0.00	0.00	-200,000.00	0.00%
3810 - Investment Income	72,000.00	72,000.00	3,704.60	20,737.45	-51,262.55	28.80%
<b>Department: 00 - 00 Total:</b>	<b>703,000.00</b>	<b>703,000.00</b>	<b>34,637.40</b>	<b>163,143.92</b>	<b>-539,856.08</b>	<b>23.21%</b>
<b>Revenue Total:</b>	<b>703,000.00</b>	<b>703,000.00</b>	<b>34,637.40</b>	<b>163,143.92</b>	<b>-539,856.08</b>	<b>23.21%</b>
<b>Expense</b>						
<b>Department: 00 - 00</b>						
9000 - Other Expenditures	1,365,000.00	1,365,000.00	0.00	0.00	1,365,000.00	0.00%
<b>Department: 00 - 00 Total:</b>	<b>1,365,000.00</b>	<b>1,365,000.00</b>	<b>0.00</b>	<b>0.00</b>	<b>1,365,000.00</b>	<b>0.00%</b>
<b>Expense Total:</b>	<b>1,365,000.00</b>	<b>1,365,000.00</b>	<b>0.00</b>	<b>0.00</b>	<b>1,365,000.00</b>	<b>0.00%</b>
<b>Fund: 17 - Motor Fuel Tax Surplus (Deficit):</b>	<b>-662,000.00</b>	<b>-662,000.00</b>	<b>34,637.40</b>	<b>163,143.92</b>	<b>825,143.92</b>	<b>-24.64%</b>
<b>Fund: 18 - Utility Tax</b>						
<b>Revenue</b>						
<b>Department: 00 - 00</b>						
3130 - Utility Tax	880,000.00	880,000.00	29,856.97	245,241.77	-634,758.23	27.87%

Budget Report

For Fiscal: 2026 Per

Section VII, Item 1. 6

Category	Original Total Budget	Current Total Budget	Period Activity	Fiscal Activity	Variance Favorable (Unfavorable)	Percent Used
3810 - Investment Income	12,000.00	12,000.00	903.50	2,244.02	-9,755.98	18.70%
<b>Department: 00 - 00 Total:</b>	<b>892,000.00</b>	<b>892,000.00</b>	<b>30,760.47</b>	<b>247,485.79</b>	<b>-644,514.21</b>	<b>27.75%</b>
<b>Revenue Total:</b>	<b>892,000.00</b>	<b>892,000.00</b>	<b>30,760.47</b>	<b>247,485.79</b>	<b>-644,514.21</b>	<b>27.75%</b>
<b>Expense</b>						
<b>Department: 00 - 00</b>						
9000 - Other Expenditures	1,190,000.00	1,190,000.00	0.00	0.00	1,190,000.00	0.00%
<b>Department: 00 - 00 Total:</b>	<b>1,190,000.00</b>	<b>1,190,000.00</b>	<b>0.00</b>	<b>0.00</b>	<b>1,190,000.00</b>	<b>0.00%</b>
<b>Expense Total:</b>	<b>1,190,000.00</b>	<b>1,190,000.00</b>	<b>0.00</b>	<b>0.00</b>	<b>1,190,000.00</b>	<b>0.00%</b>
<b>Fund: 18 - Utility Tax Surplus (Deficit):</b>	<b>-298,000.00</b>	<b>-298,000.00</b>	<b>30,760.47</b>	<b>247,485.79</b>	<b>545,485.79</b>	<b>-83.05%</b>
<b>Fund: 19 - Hotel-Motel Tax</b>						
<b>Revenue</b>						
<b>Department: 00 - 00</b>						
3140 - Hotel/Motel Tax	275,000.00	275,000.00	17,633.29	72,408.46	-202,591.54	26.33%
3790 - Other Revenues	10,000.00	10,000.00	0.00	0.00	-10,000.00	0.00%
3810 - Investment Income	6,000.00	6,000.00	0.00	97.95	-5,902.05	1.63%
3890 - Miscellaneous Income	20,000.00	20,000.00	1,474.47	3,874.62	-16,125.38	19.37%
<b>Department: 00 - 00 Total:</b>	<b>311,000.00</b>	<b>311,000.00</b>	<b>19,107.76</b>	<b>76,381.03</b>	<b>-234,618.97</b>	<b>24.56%</b>
<b>Revenue Total:</b>	<b>311,000.00</b>	<b>311,000.00</b>	<b>19,107.76</b>	<b>76,381.03</b>	<b>-234,618.97</b>	<b>24.56%</b>
<b>Expense</b>						
<b>Department: 00 - 00</b>						
5000 - Contractual Services	28,000.00	28,000.00	2,024.25	16,990.83	11,009.17	60.68%
8000 - Capital Outlay	10,000.00	10,000.00	0.00	0.00	10,000.00	0.00%
9000 - Other Expenditures	317,000.00	317,000.00	32,553.71	95,948.89	221,051.11	30.27%
<b>Department: 00 - 00 Total:</b>	<b>355,000.00</b>	<b>355,000.00</b>	<b>34,577.96</b>	<b>112,939.72</b>	<b>242,060.28</b>	<b>31.81%</b>
<b>Department: 30 - Railfan Park</b>						
4000 - Personnel	39,392.50	39,392.50	2,319.61	8,142.31	31,250.19	20.67%
5000 - Contractual Services	15,000.00	15,000.00	1,097.72	3,667.91	11,332.09	24.45%
6000 - Commodities	5,000.00	5,000.00	0.00	1,400.79	3,599.21	28.02%
8000 - Capital Outlay	100,000.00	100,000.00	0.00	0.00	100,000.00	0.00%
9000 - Other Expenditures	10,000.00	10,000.00	1,005.94	6,698.37	3,301.63	66.98%
<b>Department: 30 - Railfan Park Total:</b>	<b>169,392.50</b>	<b>169,392.50</b>	<b>4,423.27</b>	<b>19,909.38</b>	<b>149,483.12</b>	<b>11.75%</b>
<b>Expense Total:</b>	<b>524,392.50</b>	<b>524,392.50</b>	<b>39,001.23</b>	<b>132,849.10</b>	<b>391,543.40</b>	<b>25.33%</b>
<b>Fund: 19 - Hotel-Motel Tax Surplus (Deficit):</b>	<b>-213,392.50</b>	<b>-213,392.50</b>	<b>-19,893.47</b>	<b>-56,468.07</b>	<b>156,924.43</b>	<b>26.46%</b>
<b>Fund: 20 - Sales Tax</b>						
<b>Revenue</b>						
<b>Department: 00 - 00</b>						
3440 - Sales	1,995,000.00	1,995,000.00	212,104.46	697,122.51	-1,297,877.49	34.94%
3810 - Investment Income	75,000.00	75,000.00	13,078.51	57,226.47	-17,773.53	76.30%
<b>Department: 00 - 00 Total:</b>	<b>2,070,000.00</b>	<b>2,070,000.00</b>	<b>225,182.97</b>	<b>754,348.98</b>	<b>-1,315,651.02</b>	<b>36.44%</b>
<b>Revenue Total:</b>	<b>2,070,000.00</b>	<b>2,070,000.00</b>	<b>225,182.97</b>	<b>754,348.98</b>	<b>-1,315,651.02</b>	<b>36.44%</b>
<b>Expense</b>						
<b>Department: 00 - 00</b>						
9000 - Other Expenditures	3,025,000.00	3,025,000.00	17,000.00	68,000.00	2,957,000.00	2.25%
<b>Department: 00 - 00 Total:</b>	<b>3,025,000.00</b>	<b>3,025,000.00</b>	<b>17,000.00</b>	<b>68,000.00</b>	<b>2,957,000.00</b>	<b>2.25%</b>
<b>Expense Total:</b>	<b>3,025,000.00</b>	<b>3,025,000.00</b>	<b>17,000.00</b>	<b>68,000.00</b>	<b>2,957,000.00</b>	<b>2.25%</b>
<b>Fund: 20 - Sales Tax Surplus (Deficit):</b>	<b>-955,000.00</b>	<b>-955,000.00</b>	<b>208,182.97</b>	<b>686,348.98</b>	<b>1,641,348.98</b>	<b>-71.87%</b>
<b>Fund: 21 - Lighthouse Pointe TIF</b>						
<b>Revenue</b>						
<b>Department: 00 - 00</b>						
3110 - Property	746,640.00	746,640.00	0.00	0.00	-746,640.00	0.00%

Budget Report

For Fiscal: 2026 Per

Category	Original Total Budget	Current Total Budget	Period Activity	Fiscal Activity	Variance Favorable (Unfavorable)	Percent Used
3810 - Investment Income	15,000.00	15,000.00	2,033.23	5,724.01	-9,275.99	38.16%
<b>Department: 00 - 00 Total:</b>	<b>761,640.00</b>	<b>761,640.00</b>	<b>2,033.23</b>	<b>5,724.01</b>	<b>-755,915.99</b>	<b>0.75%</b>
<b>Revenue Total:</b>	<b>761,640.00</b>	<b>761,640.00</b>	<b>2,033.23</b>	<b>5,724.01</b>	<b>-755,915.99</b>	<b>0.75%</b>
<b>Expense</b>						
<b>Department: 00 - 00</b>						
5000 - Contractual Services	293,473.00	293,473.00	2,200.00	2,365.00	291,108.00	0.81%
7000 - Debt Service	249,250.00	249,250.00	22,125.00	22,125.00	227,125.00	8.88%
8000 - Capital Outlay	836,000.00	836,000.00	0.00	0.00	836,000.00	0.00%
<b>Department: 00 - 00 Total:</b>	<b>1,378,723.00</b>	<b>1,378,723.00</b>	<b>24,325.00</b>	<b>24,490.00</b>	<b>1,354,233.00</b>	<b>1.78%</b>
<b>Expense Total:</b>	<b>1,378,723.00</b>	<b>1,378,723.00</b>	<b>24,325.00</b>	<b>24,490.00</b>	<b>1,354,233.00</b>	<b>1.78%</b>
<b>Fund: 21 - Lighthouse Pointe TIF Surplus (Deficit):</b>	<b>-617,083.00</b>	<b>-617,083.00</b>	<b>-22,291.77</b>	<b>-18,765.99</b>	<b>598,317.01</b>	<b>3.04%</b>
<b>Fund: 22 - Foreign Fire Insurance</b>						
<b>Revenue</b>						
<b>Department: 00 - 00</b>						
3120 - Foreign Fire Insurance Tax	45,000.00	45,000.00	0.00	0.00	-45,000.00	0.00%
3810 - Investment Income	500.00	500.00	51.98	215.28	-284.72	43.06%
<b>Department: 00 - 00 Total:</b>	<b>45,500.00</b>	<b>45,500.00</b>	<b>51.98</b>	<b>215.28</b>	<b>-45,284.72</b>	<b>0.47%</b>
<b>Revenue Total:</b>	<b>45,500.00</b>	<b>45,500.00</b>	<b>51.98</b>	<b>215.28</b>	<b>-45,284.72</b>	<b>0.47%</b>
<b>Expense</b>						
<b>Department: 00 - 00</b>						
5000 - Contractual Services	16,000.00	16,000.00	490.00	1,336.05	14,663.95	8.35%
6000 - Commodities	3,000.00	3,000.00	1,008.41	2,008.41	991.59	66.95%
8000 - Capital Outlay	60,000.00	60,000.00	0.00	0.00	60,000.00	0.00%
<b>Department: 00 - 00 Total:</b>	<b>79,000.00</b>	<b>79,000.00</b>	<b>1,498.41</b>	<b>3,344.46</b>	<b>75,655.54</b>	<b>4.23%</b>
<b>Expense Total:</b>	<b>79,000.00</b>	<b>79,000.00</b>	<b>1,498.41</b>	<b>3,344.46</b>	<b>75,655.54</b>	<b>4.23%</b>
<b>Fund: 22 - Foreign Fire Insurance Surplus (Deficit):</b>	<b>-33,500.00</b>	<b>-33,500.00</b>	<b>-1,446.43</b>	<b>-3,129.18</b>	<b>30,370.82</b>	<b>9.34%</b>
<b>Fund: 23 - Downtown &amp; Southern Gateway TIF</b>						
<b>Revenue</b>						
<b>Department: 00 - 00</b>						
3110 - Property	706,433.00	706,433.00	0.00	0.00	-706,433.00	0.00%
3470 - Grants	401,740.00	401,740.00	0.00	0.00	-401,740.00	0.00%
3810 - Investment Income	50,000.00	50,000.00	3,825.93	15,342.68	-34,657.32	30.69%
<b>Department: 00 - 00 Total:</b>	<b>1,158,173.00</b>	<b>1,158,173.00</b>	<b>3,825.93</b>	<b>15,342.68</b>	<b>-1,142,830.32</b>	<b>1.32%</b>
<b>Revenue Total:</b>	<b>1,158,173.00</b>	<b>1,158,173.00</b>	<b>3,825.93</b>	<b>15,342.68</b>	<b>-1,142,830.32</b>	<b>1.32%</b>
<b>Expense</b>						
<b>Department: 00 - 00</b>						
5000 - Contractual Services	186,780.00	186,780.00	24,011.10	148,000.81	38,779.19	79.24%
7000 - Debt Service	230,500.00	230,500.00	50,250.00	50,250.00	180,250.00	21.80%
8000 - Capital Outlay	3,700,000.00	3,700,000.00	12,980.44	26,424.29	3,673,575.71	0.71%
<b>Department: 00 - 00 Total:</b>	<b>4,117,280.00</b>	<b>4,117,280.00</b>	<b>87,241.54</b>	<b>224,675.10</b>	<b>3,892,604.90</b>	<b>5.46%</b>
<b>Expense Total:</b>	<b>4,117,280.00</b>	<b>4,117,280.00</b>	<b>87,241.54</b>	<b>224,675.10</b>	<b>3,892,604.90</b>	<b>5.46%</b>
<b>Fund: 23 - Downtown &amp; Southern Gateway TIF Surplus (Deficit):</b>	<b>-2,959,107.00</b>	<b>-2,959,107.00</b>	<b>-83,415.61</b>	<b>-209,332.42</b>	<b>2,749,774.58</b>	<b>7.07%</b>
<b>Fund: 24 - Overweight Truck Permit</b>						
<b>Revenue</b>						
<b>Department: 00 - 00</b>						
3320 - Overweight Truck Permit Fees	45,000.00	45,000.00	7,062.00	12,622.00	-32,378.00	28.05%
3520 - Overweight Truck Fines	6,000.00	6,000.00	570.00	2,952.50	-3,047.50	49.21%
3810 - Investment Income	2,400.00	2,400.00	226.72	607.47	-1,792.53	25.31%
<b>Department: 00 - 00 Total:</b>	<b>53,400.00</b>	<b>53,400.00</b>	<b>7,858.72</b>	<b>16,181.97</b>	<b>-37,218.03</b>	<b>30.30%</b>
<b>Revenue Total:</b>	<b>53,400.00</b>	<b>53,400.00</b>	<b>7,858.72</b>	<b>16,181.97</b>	<b>-37,218.03</b>	<b>30.30%</b>
<b>Expense</b>						
<b>Department: 00 - 00</b>						
5000 - Contractual Services	4,500.00	4,500.00	0.00	0.00	4,500.00	0.00%

Budget Report

For Fiscal: 2026 Per

Section VII, Item 1. 6

Category	Original Total Budget	Current Total Budget	Period Activity	Fiscal Activity	Variance Favorable (Unfavorable)	Percent Used
9000 - Other Expenditures	215,000.00	215,000.00	0.00	0.00	215,000.00	0.00%
<b>Department: 00 - 00 Total:</b>	<b>219,500.00</b>	<b>219,500.00</b>	<b>0.00</b>	<b>0.00</b>	<b>219,500.00</b>	<b>0.00%</b>
<b>Expense Total:</b>	<b>219,500.00</b>	<b>219,500.00</b>	<b>0.00</b>	<b>0.00</b>	<b>219,500.00</b>	<b>0.00%</b>
<b>Fund: 24 - Overweight Truck Permit Surplus (Deficit):</b>	<b>-166,100.00</b>	<b>-166,100.00</b>	<b>7,858.72</b>	<b>16,181.97</b>	<b>182,281.97</b>	<b>-9.74%</b>
<b>Fund: 25 - Northern Gateway TIF</b>						
<b>Revenue</b>						
<b>Department: 00 - 00</b>						
3110 - Property	325,398.00	325,398.00	0.00	0.00	-325,398.00	0.00%
3810 - Investment Income	600.00	600.00	391.90	1,103.66	503.66	183.94%
<b>Department: 00 - 00 Total:</b>	<b>325,998.00</b>	<b>325,998.00</b>	<b>391.90</b>	<b>1,103.66</b>	<b>-324,894.34</b>	<b>0.34%</b>
<b>Revenue Total:</b>	<b>325,998.00</b>	<b>325,998.00</b>	<b>391.90</b>	<b>1,103.66</b>	<b>-324,894.34</b>	<b>0.34%</b>
<b>Expense</b>						
<b>Department: 00 - 00</b>						
5000 - Contractual Services	112,780.00	112,780.00	2,255.00	2,365.00	110,415.00	2.10%
8000 - Capital Outlay	134,000.00	134,000.00	0.00	0.00	134,000.00	0.00%
<b>Department: 00 - 00 Total:</b>	<b>246,780.00</b>	<b>246,780.00</b>	<b>2,255.00</b>	<b>2,365.00</b>	<b>244,415.00</b>	<b>0.96%</b>
<b>Expense Total:</b>	<b>246,780.00</b>	<b>246,780.00</b>	<b>2,255.00</b>	<b>2,365.00</b>	<b>244,415.00</b>	<b>0.96%</b>
<b>Fund: 25 - Northern Gateway TIF Surplus (Deficit):</b>	<b>79,218.00</b>	<b>79,218.00</b>	<b>-1,863.10</b>	<b>-1,261.34</b>	<b>-80,479.34</b>	<b>-1.59%</b>
<b>Fund: 36 - Capital Improvement</b>						
<b>Revenue</b>						
<b>Department: 00 - 00</b>						
3810 - Investment Income	16,000.00	16,000.00	0.00	0.00	-16,000.00	0.00%
3930 - Intergovernmental Agreement	1,110,000.00	1,110,000.00	0.00	0.00	-1,110,000.00	0.00%
3990 - Interfund Transfers	7,997,000.00	7,997,000.00	0.00	0.00	-7,997,000.00	0.00%
<b>Department: 00 - 00 Total:</b>	<b>9,123,000.00</b>	<b>9,123,000.00</b>	<b>0.00</b>	<b>0.00</b>	<b>-9,123,000.00</b>	<b>0.00%</b>
<b>Revenue Total:</b>	<b>9,123,000.00</b>	<b>9,123,000.00</b>	<b>0.00</b>	<b>0.00</b>	<b>-9,123,000.00</b>	<b>0.00%</b>
<b>Expense</b>						
<b>Department: 00 - 00</b>						
7000 - Debt Service	829,863.00	829,863.00	172,425.00	172,425.00	657,438.00	20.78%
8000 - Capital Outlay	7,961,000.00	7,961,000.00	123,096.55	139,776.55	7,821,223.45	1.76%
<b>Department: 00 - 00 Total:</b>	<b>8,790,863.00</b>	<b>8,790,863.00</b>	<b>295,521.55</b>	<b>312,201.55</b>	<b>8,478,661.45</b>	<b>3.55%</b>
<b>Expense Total:</b>	<b>8,790,863.00</b>	<b>8,790,863.00</b>	<b>295,521.55</b>	<b>312,201.55</b>	<b>8,478,661.45</b>	<b>3.55%</b>
<b>Fund: 36 - Capital Improvement Surplus (Deficit):</b>	<b>332,137.00</b>	<b>332,137.00</b>	<b>-295,521.55</b>	<b>-312,201.55</b>	<b>-644,338.55</b>	<b>-94.00%</b>
<b>Fund: 37 - Stormwater</b>						
<b>Revenue</b>						
<b>Department: 00 - 00</b>						
3642 - Stormwater Management Fee	1,500.00	1,500.00	164.82	459.01	-1,040.99	30.60%
3810 - Investment Income	1,500.00	1,500.00	228.75	652.62	-847.38	43.51%
<b>Department: 00 - 00 Total:</b>	<b>3,000.00</b>	<b>3,000.00</b>	<b>393.57</b>	<b>1,111.63</b>	<b>-1,888.37</b>	<b>37.05%</b>
<b>Revenue Total:</b>	<b>3,000.00</b>	<b>3,000.00</b>	<b>393.57</b>	<b>1,111.63</b>	<b>-1,888.37</b>	<b>37.05%</b>
<b>Expense</b>						
<b>Department: 00 - 00</b>						
5000 - Contractual Services	4,800.00	4,800.00	0.00	0.00	4,800.00	0.00%
8000 - Capital Outlay	9,500.00	9,500.00	0.00	0.00	9,500.00	0.00%
9000 - Other Expenditures	95,000.00	95,000.00	0.00	5,375.00	89,625.00	5.66%
<b>Department: 00 - 00 Total:</b>	<b>109,300.00</b>	<b>109,300.00</b>	<b>0.00</b>	<b>5,375.00</b>	<b>103,925.00</b>	<b>4.92%</b>
<b>Expense Total:</b>	<b>109,300.00</b>	<b>109,300.00</b>	<b>0.00</b>	<b>5,375.00</b>	<b>103,925.00</b>	<b>4.92%</b>
<b>Fund: 37 - Stormwater Surplus (Deficit):</b>	<b>-106,300.00</b>	<b>-106,300.00</b>	<b>393.57</b>	<b>-4,263.37</b>	<b>102,036.63</b>	<b>4.01%</b>
<b>Fund: 51 - Water</b>						
<b>Revenue</b>						
<b>Department: 00 - 00</b>						
3530 - Penalties	10,300.00	10,300.00	195.23	803.97	-9,496.03	7.81%

Category	Original Total Budget	Current Total Budget	Period Activity	Fiscal Activity	Variance Favorable (Unfavorable)	Percent Used
3710 - Residential Sales	1,251,534.00	1,251,534.00	107,735.38	432,271.59	-819,262.41	34.54%
3712 - Commercial Sales	1,484,425.00	1,484,425.00	112,287.48	417,935.55	-1,066,489.45	28.15%
3715 - Industrial Sales	1,094,784.00	1,094,784.00	103,942.79	384,061.42	-710,722.58	35.08%
3810 - Investment Income	91,040.00	91,040.00	5,499.82	21,269.32	-69,770.68	23.36%
3890 - Miscellaneous Income	110,659.00	110,659.00	7,148.47	35,535.93	-75,123.07	32.11%
3910 - Other Financing Sources	1,900,000.00	1,900,000.00	0.00	463,843.95	-1,436,156.05	24.41%
<b>Department: 00 - 00 Total:</b>	<b>5,942,742.00</b>	<b>5,942,742.00</b>	<b>336,809.17</b>	<b>1,755,721.73</b>	<b>-4,187,020.27</b>	<b>29.54%</b>
<b>Revenue Total:</b>	<b>5,942,742.00</b>	<b>5,942,742.00</b>	<b>336,809.17</b>	<b>1,755,721.73</b>	<b>-4,187,020.27</b>	<b>29.54%</b>
<b>Expense</b>						
<b>Department: 00 - 00</b>						
4000 - Personnel	1,187,447.52	1,187,447.52	80,052.62	317,704.81	869,742.71	26.76%
5000 - Contractual Services	764,124.00	764,124.00	59,228.41	212,371.03	551,752.97	27.79%
6000 - Commodities	428,486.00	428,486.00	50,361.64	157,620.15	270,865.85	36.79%
7000 - Debt Service	475,518.73	475,518.73	0.00	157,871.80	317,646.93	33.20%
8000 - Capital Outlay	2,254,438.00	2,254,438.00	42,267.64	132,717.71	2,121,720.29	5.89%
9000 - Other Expenditures	545,001.80	545,001.80	45,764.12	183,515.04	361,486.76	33.67%
<b>Department: 00 - 00 Total:</b>	<b>5,655,016.05</b>	<b>5,655,016.05</b>	<b>277,674.43</b>	<b>1,161,800.54</b>	<b>4,493,215.51</b>	<b>20.54%</b>
<b>Expense Total:</b>	<b>5,655,016.05</b>	<b>5,655,016.05</b>	<b>277,674.43</b>	<b>1,161,800.54</b>	<b>4,493,215.51</b>	<b>20.54%</b>
<b>Fund: 51 - Water Surplus (Deficit):</b>	<b>287,725.95</b>	<b>287,725.95</b>	<b>59,134.74</b>	<b>593,921.19</b>	<b>306,195.24</b>	<b>206.42%</b>
<b>Fund: 52 - Water Reclamation</b>						
<b>Revenue</b>						
<b>Department: 50 - 50</b>						
3530 - Penalties	15,450.00	15,450.00	185.28	840.43	-14,609.57	5.44%
3710 - Residential Sales	1,350,918.00	1,350,918.00	114,860.26	470,029.24	-880,888.76	34.79%
3712 - Commercial Sales	1,512,746.00	1,512,746.00	139,427.42	545,355.94	-967,390.06	36.05%
3715 - Industrial Sales	1,415,102.00	1,415,102.00	12,410.10	64,263.11	-1,350,838.89	4.54%
3810 - Investment Income	169,950.00	169,950.00	5,581.63	22,561.41	-147,388.59	13.28%
3890 - Miscellaneous Income	157,210.00	157,210.00	15,829.63	70,808.22	-86,401.78	45.04%
3910 - Other Financing Sources	0.00	0.00	0.00	327,614.27	327,614.27	0.00%
<b>Department: 50 - 50 Total:</b>	<b>4,621,376.00</b>	<b>4,621,376.00</b>	<b>288,294.32</b>	<b>1,501,472.62</b>	<b>-3,119,903.38</b>	<b>32.49%</b>
<b>Revenue Total:</b>	<b>4,621,376.00</b>	<b>4,621,376.00</b>	<b>288,294.32</b>	<b>1,501,472.62</b>	<b>-3,119,903.38</b>	<b>32.49%</b>
<b>Expense</b>						
<b>Department: 50 - 50</b>						
4000 - Personnel	1,231,017.84	1,231,017.84	98,550.73	372,155.86	858,861.98	30.23%
5000 - Contractual Services	1,033,933.00	1,033,933.00	90,424.82	323,366.50	710,566.50	31.28%
6000 - Commodities	342,787.00	342,787.00	42,745.12	155,434.31	187,352.69	45.34%
7000 - Debt Service	610,655.75	610,655.75	0.00	19,532.19	591,123.56	3.20%
8000 - Capital Outlay	711,318.00	711,318.00	1,728.24	43,467.07	667,850.93	6.11%
9000 - Other Expenditures	615,887.80	615,887.80	51,807.11	207,555.65	408,332.15	33.70%
<b>Department: 50 - 50 Total:</b>	<b>4,545,599.39</b>	<b>4,545,599.39</b>	<b>285,256.02</b>	<b>1,121,511.58</b>	<b>3,424,087.81</b>	<b>24.67%</b>
<b>Expense Total:</b>	<b>4,545,599.39</b>	<b>4,545,599.39</b>	<b>285,256.02</b>	<b>1,121,511.58</b>	<b>3,424,087.81</b>	<b>24.67%</b>
<b>Fund: 52 - Water Reclamation Surplus (Deficit):</b>	<b>75,776.61</b>	<b>75,776.61</b>	<b>3,038.30</b>	<b>379,961.04</b>	<b>304,184.43</b>	<b>501.42%</b>
<b>Fund: 53 - Solid Waste</b>						
<b>Revenue</b>						
<b>Department: 00 - 00</b>						
3630 - Sanitation Collections	455,269.00	455,269.00	40,037.29	164,261.00	-291,008.00	36.08%
3810 - Investment Income	170,000.00	170,000.00	15,072.98	60,322.39	-109,677.61	35.48%
3850 - Solid Waste Fees	702,750.00	702,750.00	0.00	330,594.31	-372,155.69	47.04%
<b>Department: 00 - 00 Total:</b>	<b>1,328,019.00</b>	<b>1,328,019.00</b>	<b>55,110.27</b>	<b>555,177.70</b>	<b>-772,841.30</b>	<b>41.80%</b>
<b>Revenue Total:</b>	<b>1,328,019.00</b>	<b>1,328,019.00</b>	<b>55,110.27</b>	<b>555,177.70</b>	<b>-772,841.30</b>	<b>41.80%</b>
<b>Expense</b>						
<b>Department: 00 - 00</b>						
5000 - Contractual Services	576,491.68	576,491.68	46,134.02	156,492.90	419,998.78	27.15%
9000 - Other Expenditures	1,671,136.00	1,671,136.00	61,219.67	244,878.68	1,426,257.32	14.65%

Category	Original Total Budget	Current Total Budget	Period Activity	Fiscal Activity	Variance Favorable (Unfavorable)	Percent Used
<b>Department: 00 - 00 Total:</b>	<b>2,247,627.68</b>	<b>2,247,627.68</b>	<b>107,353.69</b>	<b>401,371.58</b>	<b>1,846,256.10</b>	<b>17.86%</b>
<b>Expense Total:</b>	<b>2,247,627.68</b>	<b>2,247,627.68</b>	<b>107,353.69</b>	<b>401,371.58</b>	<b>1,846,256.10</b>	<b>17.86%</b>
<b>Fund: 53 - Solid Waste Surplus (Deficit):</b>	<b>-919,608.68</b>	<b>-919,608.68</b>	<b>-52,243.42</b>	<b>153,806.12</b>	<b>1,073,414.80</b>	<b>-16.73%</b>
<b>Fund: 54 - Electric</b>						
<b>Revenue</b>						
<b>Department: 90 - Administration</b>						
3530 - Penalties	0.00	0.00	4,136.87	9,052.07	9,052.07	0.00%
3710 - Residential Sales	5,580,000.00	5,580,000.00	440,427.40	2,026,647.41	-3,553,352.59	36.32%
3712 - Commercial Sales	5,400,000.00	5,400,000.00	480,715.93	2,026,417.62	-3,373,582.38	37.53%
3715 - Industrial Sales	31,050,000.00	31,050,000.00	2,141,042.36	8,259,011.09	-22,790,988.91	26.60%
3718 - Street Lights	1,950.00	1,950.00	125.15	518.68	-1,431.32	26.60%
3792 - Other Service Charges	40,000.00	40,000.00	6,236.00	17,230.14	-22,769.86	43.08%
3810 - Investment Income	750,000.00	750,000.00	56,912.86	223,770.42	-526,229.58	29.84%
3890 - Miscellaneous Income	517,000.00	517,000.00	39,337.72	185,306.78	-331,693.22	35.84%
3990 - Interfund Transfers	420,578.00	420,578.00	35,048.12	140,192.48	-280,385.52	33.33%
<b>Department: 90 - Administration Total:</b>	<b>43,759,528.00</b>	<b>43,759,528.00</b>	<b>3,203,982.41</b>	<b>12,888,146.69</b>	<b>-30,871,381.31</b>	<b>29.45%</b>
<b>Revenue Total:</b>	<b>43,759,528.00</b>	<b>43,759,528.00</b>	<b>3,203,982.41</b>	<b>12,888,146.69</b>	<b>-30,871,381.31</b>	<b>29.45%</b>
<b>Expense</b>						
<b>Department: 10 - Generation</b>						
4000 - Personnel	599,952.00	599,952.00	39,661.19	153,024.06	446,927.94	25.51%
5000 - Contractual Services	683,200.00	683,200.00	20,269.41	66,333.83	616,866.17	9.71%
6000 - Commodities	724,000.00	724,000.00	35,997.10	57,897.27	666,102.73	8.00%
<b>Department: 10 - Generation Total:</b>	<b>2,007,152.00</b>	<b>2,007,152.00</b>	<b>95,927.70</b>	<b>277,255.16</b>	<b>1,729,896.84</b>	<b>13.81%</b>
<b>Department: 60 - Distribution</b>						
4000 - Personnel	1,812,320.00	1,812,320.00	143,438.91	537,538.13	1,274,781.87	29.66%
5000 - Contractual Services	1,895,186.00	1,895,186.00	95,353.61	290,407.77	1,604,778.23	15.32%
6000 - Commodities	1,162,669.00	1,162,669.00	47,471.87	257,665.68	905,003.32	22.16%
8000 - Capital Outlay	10,810,000.00	10,810,000.00	1,306,709.45	3,110,204.01	7,699,795.99	28.77%
9000 - Other Expenditures	25,000.00	25,000.00	20.94	2,660.03	22,339.97	10.64%
<b>Department: 60 - Distribution Total:</b>	<b>15,705,175.00</b>	<b>15,705,175.00</b>	<b>1,592,994.78</b>	<b>4,198,475.62</b>	<b>11,506,699.38</b>	<b>26.73%</b>
<b>Department: 70 - Customer Service</b>						
4000 - Personnel	367,300.00	367,300.00	28,948.25	136,148.45	231,151.55	37.07%
5000 - Contractual Services	408,500.00	408,500.00	22,721.24	159,791.18	248,708.82	39.12%
6000 - Commodities	11,500.00	11,500.00	307.62	8,070.74	3,429.26	70.18%
8000 - Capital Outlay	58,500.00	58,500.00	0.00	5,023.79	53,476.21	8.59%
9000 - Other Expenditures	426,000.00	426,000.00	25,154.12	94,711.79	331,288.21	22.23%
<b>Department: 70 - Customer Service Total:</b>	<b>1,271,800.00</b>	<b>1,271,800.00</b>	<b>77,131.23</b>	<b>403,745.95</b>	<b>868,054.05</b>	<b>31.75%</b>
<b>Department: 90 - Administration</b>						
4000 - Personnel	1,296,331.00	1,296,331.00	100,851.34	395,785.49	900,545.51	30.53%
5000 - Contractual Services	29,020,650.00	29,020,650.00	2,067,535.14	7,717,369.23	21,303,280.77	26.59%
6000 - Commodities	125,000.00	125,000.00	37,690.00	37,946.67	87,053.33	30.36%
7000 - Debt Service	1,926,075.00	1,926,075.00	-12,607.45	1,585,238.20	340,836.80	82.30%
8000 - Capital Outlay	3,750.00	3,750.00	0.00	786.23	2,963.77	20.97%
9000 - Other Expenditures	4,594,032.00	4,594,032.00	298,928.29	1,230,970.95	3,363,061.05	26.80%
<b>Department: 90 - Administration Total:</b>	<b>36,965,838.00</b>	<b>36,965,838.00</b>	<b>2,492,397.32</b>	<b>10,968,096.77</b>	<b>25,997,741.23</b>	<b>29.67%</b>
<b>Expense Total:</b>	<b>55,949,965.00</b>	<b>55,949,965.00</b>	<b>4,258,451.03</b>	<b>15,847,573.50</b>	<b>40,102,391.50</b>	<b>28.32%</b>
<b>Fund: 54 - Electric Surplus (Deficit):</b>	<b>-12,190,437.00</b>	<b>-12,190,437.00</b>	<b>-1,054,468.62</b>	<b>-2,959,426.81</b>	<b>9,231,010.19</b>	<b>24.28%</b>
<b>Fund: 55 - Tech Center/Advance Communications</b>						
<b>Revenue</b>						
<b>Department: 00 - 00</b>						
3530 - Penalties	0.00	0.00	-195.63	23.11	23.11	0.00%
3810 - Investment Income	2,500.00	2,500.00	1,120.65	3,710.28	1,210.28	148.41%
3820 - Leases	877,000.00	877,000.00	65,807.74	260,630.10	-616,369.90	29.72%

Category	Original Total Budget	Current Total Budget	Period Activity	Fiscal Activity	Variance Favorable (Unfavorable)	Percent Used
3910 - Other Financing Sources	400,000.00	400,000.00	0.00	0.00	-400,000.00	0.00%
<b>Department: 00 - 00 Total:</b>	<b>1,279,500.00</b>	<b>1,279,500.00</b>	<b>66,732.76</b>	<b>264,363.49</b>	<b>-1,015,136.51</b>	<b>20.66%</b>
<b>Department: 32 - Communications</b>						
3530 - Penalties	0.00	0.00	42.93	122.39	122.39	0.00%
3730 - Advanced Communication Services	246,000.00	246,000.00	27,052.90	109,685.92	-136,314.08	44.59%
<b>Department: 32 - Communications Total:</b>	<b>246,000.00</b>	<b>246,000.00</b>	<b>27,095.83</b>	<b>109,808.31</b>	<b>-136,191.69</b>	<b>44.64%</b>
<b>Revenue Total:</b>	<b>1,525,500.00</b>	<b>1,525,500.00</b>	<b>93,828.59</b>	<b>374,171.80</b>	<b>-1,151,328.20</b>	<b>24.53%</b>
<b>Expense</b>						
<b>Department: 00 - 00</b>						
5000 - Contractual Services	608,534.00	608,534.00	33,683.09	186,815.68	421,718.32	30.70%
6000 - Commodities	12,250.00	12,250.00	134.64	2,090.25	10,159.75	17.06%
7000 - Debt Service	362,400.00	362,400.00	-719.96	-2,879.84	365,279.84	-0.79%
8000 - Capital Outlay	650,500.00	650,500.00	0.00	0.00	650,500.00	0.00%
9000 - Other Expenditures	52,225.00	52,225.00	4,352.08	17,408.32	34,816.68	33.33%
<b>Department: 00 - 00 Total:</b>	<b>1,685,909.00</b>	<b>1,685,909.00</b>	<b>37,449.85</b>	<b>203,434.41</b>	<b>1,482,474.59</b>	<b>12.07%</b>
<b>Department: 32 - Communications</b>						
4000 - Personnel	500.00	500.00	0.00	0.00	500.00	0.00%
5000 - Contractual Services	194,100.00	194,100.00	15,546.09	56,232.02	137,867.98	28.97%
6000 - Commodities	17,250.00	17,250.00	0.00	51.79	17,198.21	0.30%
8000 - Capital Outlay	50,000.00	50,000.00	0.00	1,013.50	48,986.50	2.03%
<b>Department: 32 - Communications Total:</b>	<b>261,850.00</b>	<b>261,850.00</b>	<b>15,546.09</b>	<b>57,297.31</b>	<b>204,552.69</b>	<b>21.88%</b>
<b>Expense Total:</b>	<b>1,947,759.00</b>	<b>1,947,759.00</b>	<b>52,995.94</b>	<b>260,731.72</b>	<b>1,687,027.28</b>	<b>13.39%</b>
<b>Fund: 55 - Tech Center/Advance Communications Surplus (Deficit):</b>	<b>-422,259.00</b>	<b>-422,259.00</b>	<b>40,832.65</b>	<b>113,440.08</b>	<b>535,699.08</b>	<b>-26.87%</b>
<b>Fund: 56 - Network Administration</b>						
<b>Revenue</b>						
<b>Department: 40 - 40</b>						
3810 - Investment Income	5,000.00	5,000.00	1,008.29	2,950.61	-2,049.39	59.01%
3890 - Miscellaneous Income	0.00	0.00	100.00	510.00	510.00	0.00%
3990 - Interfund Transfers	1,104,594.00	1,104,594.00	92,049.52	368,198.08	-736,395.92	33.33%
<b>Department: 40 - 40 Total:</b>	<b>1,109,594.00</b>	<b>1,109,594.00</b>	<b>93,157.81</b>	<b>371,658.69</b>	<b>-737,935.31</b>	<b>33.50%</b>
<b>Revenue Total:</b>	<b>1,109,594.00</b>	<b>1,109,594.00</b>	<b>93,157.81</b>	<b>371,658.69</b>	<b>-737,935.31</b>	<b>33.50%</b>
<b>Expense</b>						
<b>Department: 40 - 40</b>						
4000 - Personnel	636,094.00	636,094.00	47,413.06	189,941.30	446,152.70	29.86%
5000 - Contractual Services	603,000.00	603,000.00	24,079.99	206,793.41	396,206.59	34.29%
6000 - Commodities	122,500.00	122,500.00	308.47	49,782.09	72,717.91	40.64%
8000 - Capital Outlay	48,000.00	48,000.00	2,449.76	10,960.19	37,039.81	22.83%
<b>Department: 40 - 40 Total:</b>	<b>1,409,594.00</b>	<b>1,409,594.00</b>	<b>74,251.28</b>	<b>457,476.99</b>	<b>952,117.01</b>	<b>32.45%</b>
<b>Expense Total:</b>	<b>1,409,594.00</b>	<b>1,409,594.00</b>	<b>74,251.28</b>	<b>457,476.99</b>	<b>952,117.01</b>	<b>32.45%</b>
<b>Fund: 56 - Network Administration Surplus (Deficit):</b>	<b>-300,000.00</b>	<b>-300,000.00</b>	<b>18,906.53</b>	<b>-85,818.30</b>	<b>214,181.70</b>	<b>28.61%</b>
<b>Fund: 57 - Airport</b>						
<b>Revenue</b>						
<b>Department: 00 - 00</b>						
3110 - Property	60,244.00	60,244.00	0.00	0.00	-60,244.00	0.00%
3440 - Sales	1,500.00	1,500.00	34.15	234.86	-1,265.14	15.66%
3470 - Grants	700,000.00	700,000.00	9,886.96	38,776.65	-661,223.35	5.54%
3770 - Aviation Fuel	225,000.00	225,000.00	8,332.29	26,703.36	-198,296.64	11.87%
3810 - Investment Income	250.00	250.00	52.45	259.26	9.26	103.70%
3820 - Leases	205,100.00	205,100.00	21,026.94	103,273.56	-101,826.44	50.35%
3890 - Miscellaneous Income	345.00	345.00	165.00	240.00	-105.00	69.57%
3910 - Other Financing Sources	2,000,000.00	2,000,000.00	0.00	0.00	-2,000,000.00	0.00%
3990 - Interfund Transfers	50,000.00	50,000.00	4,166.67	16,666.68	-33,333.32	33.33%
<b>Department: 00 - 00 Total:</b>	<b>3,242,439.00</b>	<b>3,242,439.00</b>	<b>43,664.46</b>	<b>186,154.37</b>	<b>-3,056,284.63</b>	<b>5.74%</b>
<b>Revenue Total:</b>	<b>3,242,439.00</b>	<b>3,242,439.00</b>	<b>43,664.46</b>	<b>186,154.37</b>	<b>-3,056,284.63</b>	<b>5.74%</b>

Category	Original Total Budget	Current Total Budget	Period Activity	Fiscal Activity	Variance Favorable (Unfavorable)	Percent Used
<b>Expense</b>						
<b>Department: 00 - 00</b>						
4000 - Personnel	169,425.57	169,425.57	13,073.46	49,221.92	120,203.65	29.05%
5000 - Contractual Services	62,950.00	62,950.00	15,084.53	73,963.78	-11,013.78	117.50%
6000 - Commodities	209,600.00	209,600.00	1,117.37	6,606.94	202,993.06	3.15%
7000 - Debt Service	165,000.00	165,000.00	0.00	0.00	165,000.00	0.00%
8000 - Capital Outlay	2,000,000.00	2,000,000.00	0.00	0.00	2,000,000.00	0.00%
9000 - Other Expenditures	2,100.00	2,100.00	252.29	672.88	1,427.12	32.04%
<b>Department: 00 - 00 Total:</b>	<b>2,609,075.57</b>	<b>2,609,075.57</b>	<b>29,527.65</b>	<b>130,465.52</b>	<b>2,478,610.05</b>	<b>5.00%</b>
<b>Expense Total:</b>	<b>2,609,075.57</b>	<b>2,609,075.57</b>	<b>29,527.65</b>	<b>130,465.52</b>	<b>2,478,610.05</b>	<b>5.00%</b>
<b>Fund: 57 - Airport Surplus (Deficit):</b>	<b>633,363.43</b>	<b>633,363.43</b>	<b>14,136.81</b>	<b>55,688.85</b>	<b>-577,674.58</b>	<b>8.79%</b>
<b>Fund: 58 - Railroad</b>						
<b>Revenue</b>						
<b>Department: 00 - 00</b>						
3470 - Grants	100,000.00	100,000.00	0.00	195,202.41	95,202.41	195.20%
3700 - Rail Car Fees	1,184,000.00	1,184,000.00	84,783.00	265,518.00	-918,482.00	22.43%
3810 - Investment Income	15,000.00	15,000.00	610.96	2,791.58	-12,208.42	18.61%
3890 - Miscellaneous Income	26,000.00	26,000.00	18,060.00	27,241.75	1,241.75	104.78%
<b>Department: 00 - 00 Total:</b>	<b>1,325,000.00</b>	<b>1,325,000.00</b>	<b>103,453.96</b>	<b>490,753.74</b>	<b>-834,246.26</b>	<b>37.04%</b>
<b>Revenue Total:</b>	<b>1,325,000.00</b>	<b>1,325,000.00</b>	<b>103,453.96</b>	<b>490,753.74</b>	<b>-834,246.26</b>	<b>37.04%</b>
<b>Expense</b>						
<b>Department: 00 - 00</b>						
4000 - Personnel	55,590.68	55,590.68	1,917.02	7,823.59	47,767.09	14.07%
5000 - Contractual Services	266,515.00	266,515.00	33,731.98	94,213.09	172,301.91	35.35%
6000 - Commodities	300.00	300.00	0.00	0.00	300.00	0.00%
8000 - Capital Outlay	494,000.00	494,000.00	13,328.25	41,899.42	452,100.58	8.48%
9000 - Other Expenditures	658,000.00	658,000.00	12,500.00	50,000.00	608,000.00	7.60%
<b>Department: 00 - 00 Total:</b>	<b>1,474,405.68</b>	<b>1,474,405.68</b>	<b>61,477.25</b>	<b>193,936.10</b>	<b>1,280,469.58</b>	<b>13.15%</b>
<b>Expense Total:</b>	<b>1,474,405.68</b>	<b>1,474,405.68</b>	<b>61,477.25</b>	<b>193,936.10</b>	<b>1,280,469.58</b>	<b>13.15%</b>
<b>Fund: 58 - Railroad Surplus (Deficit):</b>	<b>-149,405.68</b>	<b>-149,405.68</b>	<b>41,976.71</b>	<b>296,817.64</b>	<b>446,223.32</b>	<b>-198.67%</b>
<b>Fund: 59 - Golf Course</b>						
<b>Revenue</b>						
<b>Department: 00 - 00</b>						
3640 - Golf Fees	160,000.00	160,000.00	10,514.00	17,809.00	-142,191.00	11.13%
3641 - Season Pass	65,000.00	65,000.00	14,595.00	50,555.00	-14,445.00	77.78%
3643 - Cart Rentals	65,000.00	65,000.00	5,779.50	9,463.00	-55,537.00	14.56%
3810 - Investment Income	3,000.00	3,000.00	167.03	444.30	-2,555.70	14.81%
3890 - Miscellaneous Income	21,000.00	21,000.00	2,165.81	3,970.24	-17,029.76	18.91%
3930 - Intergovernmental Agreement	235,000.00	235,000.00	5,000.00	20,000.00	-215,000.00	8.51%
3990 - Interfund Transfers	295,000.00	295,000.00	19,583.33	78,333.32	-216,666.68	26.55%
<b>Department: 00 - 00 Total:</b>	<b>844,000.00</b>	<b>844,000.00</b>	<b>57,804.67</b>	<b>180,574.86</b>	<b>-663,425.14</b>	<b>21.40%</b>
<b>Revenue Total:</b>	<b>844,000.00</b>	<b>844,000.00</b>	<b>57,804.67</b>	<b>180,574.86</b>	<b>-663,425.14</b>	<b>21.40%</b>
<b>Expense</b>						
<b>Department: 00 - 00</b>						
4000 - Personnel	144,776.40	144,776.40	10,499.48	40,158.32	104,618.08	27.74%
8000 - Capital Outlay	370,000.00	370,000.00	850.00	16,346.00	353,654.00	4.42%
<b>Department: 00 - 00 Total:</b>	<b>514,776.40</b>	<b>514,776.40</b>	<b>11,349.48</b>	<b>56,504.32</b>	<b>458,272.08</b>	<b>10.98%</b>
<b>Department: 20 - Grounds</b>						
4000 - Personnel	50,000.00	50,000.00	1,296.00	1,984.00	48,016.00	3.97%
5000 - Contractual Services	29,350.00	29,350.00	1,218.56	14,129.18	15,220.82	48.14%
6000 - Commodities	36,000.00	36,000.00	11,553.34	14,665.92	21,334.08	40.74%
<b>Department: 20 - Grounds Total:</b>	<b>115,350.00</b>	<b>115,350.00</b>	<b>14,067.90</b>	<b>30,779.10</b>	<b>84,570.90</b>	<b>26.68%</b>
<b>Department: 31 - Pro Shop</b>						
4000 - Personnel	60,000.00	60,000.00	6,444.50	15,172.50	44,827.50	25.29%

Category	Original Total Budget	Current Total Budget	Period Activity	Fiscal Activity	Variance Favorable (Unfavorable)	Percent Used
5000 - Contractual Services	50,450.00	50,450.00	5,509.96	10,493.49	39,956.51	20.80%
6000 - Commodities	15,000.00	15,000.00	5,560.78	9,799.51	5,200.49	65.33%
9000 - Other Expenditures	8,000.00	8,000.00	2,555.67	2,882.19	5,117.81	36.03%
<b>Department: 31 - Pro Shop Total:</b>	<b>133,450.00</b>	<b>133,450.00</b>	<b>20,070.91</b>	<b>38,347.69</b>	<b>95,102.31</b>	<b>28.74%</b>
<b>Expense Total:</b>	<b>763,576.40</b>	<b>763,576.40</b>	<b>45,488.29</b>	<b>125,631.11</b>	<b>637,945.29</b>	<b>16.45%</b>
<b>Fund: 59 - Golf Course Surplus (Deficit):</b>	<b>80,423.60</b>	<b>80,423.60</b>	<b>12,316.38</b>	<b>54,943.75</b>	<b>-25,479.85</b>	<b>68.32%</b>
<b>Fund: 64 - Administrative Services</b>						
<b>Revenue</b>						
<b>Department: 00 - 00</b>						
3810 - Investment Income	2,000.00	2,000.00	406.54	1,501.52	-498.48	75.08%
3890 - Miscellaneous Income	2,000.00	2,000.00	67.15	318.03	-1,681.97	15.90%
3990 - Interfund Transfers	1,751,840.30	1,751,840.30	145,986.71	583,946.84	-1,167,893.46	33.33%
<b>Department: 00 - 00 Total:</b>	<b>1,755,840.30</b>	<b>1,755,840.30</b>	<b>146,460.40</b>	<b>585,766.39</b>	<b>-1,170,073.91</b>	<b>33.36%</b>
<b>Revenue Total:</b>	<b>1,755,840.30</b>	<b>1,755,840.30</b>	<b>146,460.40</b>	<b>585,766.39</b>	<b>-1,170,073.91</b>	<b>33.36%</b>
<b>Expense</b>						
<b>Department: 00 - 00</b>						
4000 - Personnel	1,424,865.30	1,424,865.30	92,733.24	463,708.43	961,156.87	32.54%
5000 - Contractual Services	100,250.00	100,250.00	31,427.34	44,005.24	56,244.76	43.90%
6000 - Commodities	93,400.00	93,400.00	271.75	2,587.53	90,812.47	2.77%
8000 - Capital Outlay	17,825.00	17,825.00	0.00	-673.60	18,498.60	-3.78%
9000 - Other Expenditures	119,500.00	119,500.00	8,181.71	44,517.39	74,982.61	37.25%
<b>Department: 00 - 00 Total:</b>	<b>1,755,840.30</b>	<b>1,755,840.30</b>	<b>132,614.04</b>	<b>554,144.99</b>	<b>1,201,695.31</b>	<b>31.56%</b>
<b>Expense Total:</b>	<b>1,755,840.30</b>	<b>1,755,840.30</b>	<b>132,614.04</b>	<b>554,144.99</b>	<b>1,201,695.31</b>	<b>31.56%</b>
<b>Fund: 64 - Administrative Services Surplus (Deficit):</b>	<b>0.00</b>	<b>0.00</b>	<b>13,846.36</b>	<b>31,621.40</b>	<b>31,621.40</b>	<b>0.00%</b>
<b>Report Surplus (Deficit):</b>	<b>-19,398,405.11</b>	<b>-19,398,405.11</b>	<b>-1,141,538.24</b>	<b>-1,246,467.44</b>	<b>18,151,937.67</b>	<b>6.43%</b>

## Fund Summary

Fund	Original Total Budget	Current Total Budget	Period Activity	Fiscal Activity	Variance Favorable (Unfavorable)
01 - General	-277,412.34	-277,412.34	-15,412.61	40,987.73	318,400.07
11 - Audit	-245.00	-245.00	-7,700.00	-15,200.00	-14,955.00
12 - Insurance	20,600.00	20,600.00	-42,947.05	-156,437.17	-177,037.17
13 - Illinois Municipal Fund	-19,248.00	-19,248.00	-11,926.71	-49,370.77	-30,122.77
14 - Social Security	23,025.00	23,025.00	-23,942.87	-98,455.95	-121,480.95
15 - Ambulance	-636,130.50	-636,130.50	5,513.36	-110,684.98	525,445.52
16 - Eastern Gateway TIF	-5,446.00	-5,446.00	0.00	0.00	5,446.00
17 - Motor Fuel Tax	-662,000.00	-662,000.00	34,637.40	163,143.92	825,143.92
18 - Utility Tax	-298,000.00	-298,000.00	30,760.47	247,485.79	545,485.79
19 - Hotel-Motel Tax	-213,392.50	-213,392.50	-19,893.47	-56,468.07	156,924.43
20 - Sales Tax	-955,000.00	-955,000.00	208,182.97	686,348.98	1,641,348.98
21 - Lighthouse Pointe TIF	-617,083.00	-617,083.00	-22,291.77	-18,765.99	598,317.01
22 - Foreign Fire Insurance	-33,500.00	-33,500.00	-1,446.43	-3,129.18	30,370.82
23 - Downtown & Southern Gatev	-2,959,107.00	-2,959,107.00	-83,415.61	-209,332.42	2,749,774.58
24 - Overweight Truck Permit	-166,100.00	-166,100.00	7,858.72	16,181.97	182,281.97
25 - Northern Gateway TIF	79,218.00	79,218.00	-1,863.10	-1,261.34	-80,479.34
36 - Capital Improvement	332,137.00	332,137.00	-295,521.55	-312,201.55	-644,338.55
37 - Stormwater	-106,300.00	-106,300.00	393.57	-4,263.37	102,036.63
51 - Water	287,725.95	287,725.95	59,134.74	593,921.19	306,195.24
52 - Water Reclamation	75,776.61	75,776.61	3,038.30	379,961.04	304,184.43
53 - Solid Waste	-919,608.68	-919,608.68	-52,243.42	153,806.12	1,073,414.80
54 - Electric	-12,190,437.00	-12,190,437.00	-1,054,468.62	-2,959,426.81	9,231,010.19
55 - Tech Center/Advance Commu	-422,259.00	-422,259.00	40,832.65	113,440.08	535,699.08
56 - Network Administration	-300,000.00	-300,000.00	18,906.53	-85,818.30	214,181.70
57 - Airport	633,363.43	633,363.43	14,136.81	55,688.85	-577,674.58
58 - Railroad	-149,405.68	-149,405.68	41,976.71	296,817.64	446,223.32
59 - Golf Course	80,423.60	80,423.60	12,316.38	54,943.75	-25,479.85
64 - Administrative Services	0.00	0.00	13,846.36	31,621.40	31,621.40
<b>Report Surplus (Deficit):</b>	<b>-19,398,405.11</b>	<b>-19,398,405.11</b>	<b>-1,141,538.24</b>	<b>-1,246,467.44</b>	<b>18,151,937.67</b>

**File Attachments for Item:**

2. Public Hearing - CDBG Grant #19-242040 Closeout - Southeast Rochelle Sewer Lining Project

MEMO

TO: John Bearrows, Mayor  
City of Rochelle

FROM: Ellen Burgeson  
Grant Administrator

RE: CDBG Grant #19-242040 Close-out  
Southeast Rochelle Sewer Lining project

DATE: 05/14/2026

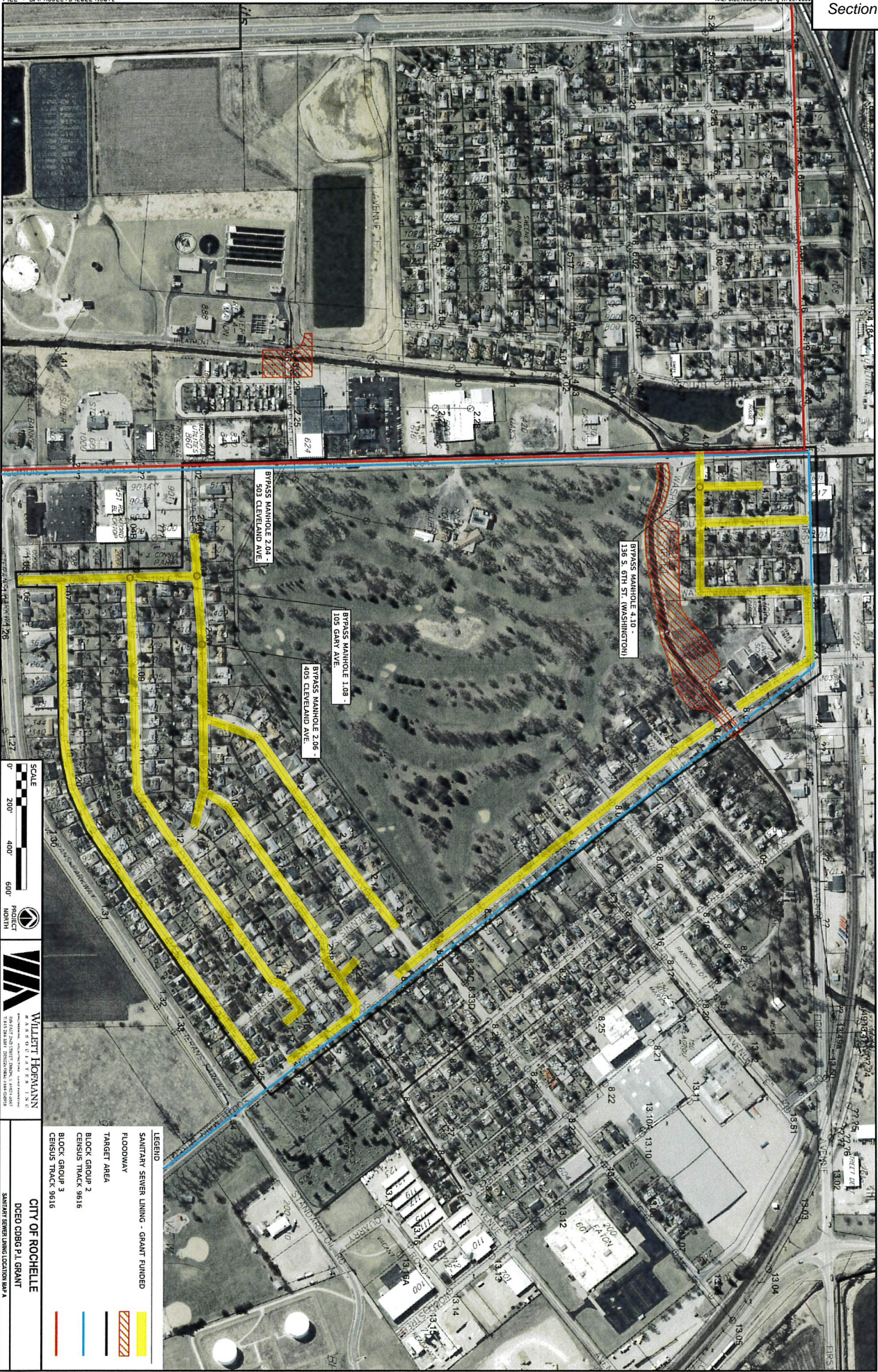
The purpose of this public hearing is to report the results of the grant project and give the residents of the City of Rochelle an opportunity to comment on the project. The CDBG grant funds were used to line sanitary sewers in the Southeast Rochelle target area (see sewer lines shown in yellow on attached map). The grant funds that the City of Rochelle received were combined with local funds to line 14,642 l.f of existing sanitary sewers and to reline 94 vertical feet of sanitary manholes. Engineering and grant administration costs were paid with City of Rochelle local funds.

Grant funds were spent only on construction costs, as follows:

Line 14,642 l.f. and 94 v.f. of sanitary sewers and manholes:	\$899,030.00
Grant funds	\$ 701,243.38 (78%)*
Local funds	<u>197,786.84 (22%)</u>
TOTAL	\$ 899,030.00

The purpose of the project was to eliminate the sewer back-ups and by-pass pumping that have occurred in the Northeast Rochelle target area during periods of intense or extended precipitation due to sewer surcharging caused by the inflow and infiltration of groundwater into deteriorated sewers.

\*Please note that the actual amount of grant funds received from DCEO was \$804,190.28 but of that amount, \$102,946.90 was inadvertently requested twice so that amount is to be refunded to the State. The total amount of grant funds spent on the project was \$701,243.38



**LEGEND**

- SANITARY SEWER LINING - GRANT FWIVED FLOODWAY
- TARGET AREA
- BLOCK GROUP 2
- BLOCK GROUP 3
- CENSUS TRACTS 9616
- CENSUS TRACT 9616

**CITY OF ROCHELLE**  
 DEED COBG P.L. GRANT  
 SANITARY SEWER LINING LOCATION MAP # 4

**WILHELM HOMANN**  
 ENGINEER  
 1000 W. 10th St., Suite 100  
 Rockwell, MN 56281  
 TEL: 507.535.1111 FAX: 507.535.1112

**SCALE**  
 0' 200' 400' 600'

**PROJECT**  
 NORTH

This document is the copyrighted property of Willett, Hoffman & Associates, Inc. and may not be copied or used by any person without written permission. © Copyright 2022 Willett, Hoffman & Associates, Inc.




**File Attachments for Item:**

3. A Resolution Authorizing the Repayment of a Community Development Block Grant (CDBG) to the State of Illinois

**ROCHELLE CITY COUNCIL  
AGENDA ITEM MEMO  
REGULAR MEETING**

**SUBJECT:** Resolution approving the repayment of the CDBG Grant overpayment

**Staff Contact:** Adam Lanning

**Summary:** Ellen Burgeson works as Grant Administrator of the Sewer Lining project from the Community Development Block Grant (CDBG). Typically, Ellen would make drawdown requests on behalf of the City, but the State system experienced technical issues allowing only State employees to make the requests. Along with this issue, Ellen accidentally requested the same drawdown twice. This duplicate request resulted in an overpayment of \$102,946.90 to the City. Ellen reported the error immediately to the State’s Grant Manager, so the State is requesting the City to repay the \$102,946.90 per grant agreement terms.

**Funding Sources:**

Source:	Budgeted Amount:	Proposed Expenditure:

**Strategic Plan Goal Application:**

**Recommendation:** Approve a resolution to repay the State \$102,946.90 for the overpayment of grant funds.



# Illinois Department of Commerce & Economic Opportunity

JB Pritzker, Governor

April 28, 2026

Honorable John Bearrows  
Mayor  
City of Rochelle  
P.O. Box 601  
Rochelle, IL 61068-0601

Dear Honorable Bearrows:

I am writing to inform you that a recent review of your City's Community Development Block Grant (CDBG) Public Infrastructure (PI) funding has identified an overpayment of grant funds by the State to the City.

The City's contractual Grant Administrator inadvertently requested payment for Contractor's Pay Estimate #4 twice, which resulted in an overpayment to the City of \$102,946.90. The City is required under the terms of its executed CDBG PI Grant Agreement to repay the full amount of the overpayment, and if it was deposited into an interest-bearing account contrary to the terms of the Grant Agreement, any interest accrued above \$200.00. Any interest earned on these funds up to \$200.00 may be retained as Program Income and spent as additional Activity Delivery to the Grant Administrator, to be documented on a quarterly Financial Report.

Please arrange for repayment at the City's earliest convenience. We ask that you provide documentation detailing the amount of interest accrued so that the total repayment obligation can be verified. Instructions for submitting payment and supporting documentation have been provided to Mrs. Ellen Burgeson, Grant Administrator.

If you have any questions or need assistance in calculating the amount owed, please do not hesitate to contact me, and I'll reach out to DCEO's Office of Financial Management (OFM) on the City's behalf.

Thank you for your prompt attention to this matter.

Sincerely,

*Melissa Kreis*

Melissa Kreis  
Grant Manager  
Illinois Department of Commerce and Economic Development  
Office of Community Development  
217-558-2844  
[melissa.e.kreis@illinois.gov](mailto:melissa.e.kreis@illinois.gov)

cc: Ellen Burgeson  
Blair Montgomery, DCEO  
Megan Street, DCEO  
Fope Oloyede, DCEO  
Grant File





# Illinois Department of Commerce & Economic Opportunity

JB Pritzker, Governor



---

---

**THE CITY OF ROCHELLE**  
Ogle County, Illinois

---

---

**RESOLUTION**  
**NO.**

---

---

**A RESOLUTION APPROVING THE REPAYMENT OF A COMMUNITY DEVELOPMENT  
BLOCK GRANT (CDBG) OVERPAYMENT TO THE STATE OF ILLINOIS**

---

---

**JOHN BEARROWS, Mayor**  
**ROSE HUERAMO, City Clerk**

**TOM McDERMOTT**  
**BIL HAYES**  
**KATE SHAW-DICKEY**  
**DAN McDERMOTT**  
**ROSAELIA ARTEAGA**  
**BEN VALDIVIESO**  
**City Council**

---

Published in pamphlet form by authority of the Mayor and City Council of the City of Rochelle  
Ottosen DiNolfo Hasenbalg & Castaldo, Ltd. – City Attorneys  
2441 Warrenville Road, Suite 310, Lisle, Illinois 60532

**CITY OF ROCHELLE  
Ogle County, Illinois**

**RESOLUTION NO.  
Date Passed:**

**A RESOLUTION APPROVING THE REPAYMENT OF A COMMUNITY DEVELOPMENT  
BLOCK GRANT (CDBG) OVERPAYMENT TO THE STATE OF ILLINOIS**

**WHEREAS**, Section 7 of Article VII of the 1970 Constitution of the State of Illinois provides that a municipality that is not a home rule unit shall only have the powers granted to them by law and as such the City of Rochelle, Ogle County, Illinois being a non-home rule unit pursuant to the provisions of said Section 7 of Article VII, and may exercise only the powers expressly granted by law; and

**WHEREAS**, the Illinois General Assembly granted non-home rule municipalities broad authority to "pass all ordinances and make all rules and regulations proper or necessary, to carry into effect the powers granted to municipalities." 65 ILCS 5/1-2-1; and

**WHEREAS**, while "non-home rule municipalities have the authority to enact ordinances, such ordinances may in no event conflict with state law or prohibit what a state statute expressly permits . . . A local ordinance may impose more rigorous or definite regulations in addition to those enacted by the state legislature so long as they do not conflict with the statute." (*Village of Wauconda v. Hutton*, 291 Ill. App. 3d 1058, 1060 (1997)); and

**WHEREAS**, the City of Rochelle was awarded funding from the Community Development Block Grant ("CDBG") program administered by the State of Illinois for its Sewer Lining Project (the "Project"); and

**WHEREAS**, due to technical issues within the State of Illinois grant management system, only State personnel were able to process drawdown requests for a period of time; and

**WHEREAS**, during this period, an administrative error occurred whereby a duplicate drawdown request was submitted, resulting in the City receiving an overpayment in the amount of one hundred two thousand nine hundred forty-six dollars and ninety cents (\$102,946.90); and

**WHEREAS**, upon discovery of the duplicate drawdown request, the error was promptly reported by the Grant Administrator to the State of Illinois Grant Manager; and

**WHEREAS**, pursuant to the terms and conditions of the CDBG grant agreement, the State of Illinois has requested repayment of the overpaid funds; and

**WHEREAS**, the Corporate Authorities of the City of Rochelle acknowledge the City's obligation under the grant agreement to return any funds received in error and desires to authorize repayment of the overpayment to the State of Illinois in a timely manner.

**NOW THEREFORE BE IT RESOLVED** by the Mayor and City Council of the City of Rochelle, Ogle County, Illinois, as follows:

SECTION ONE: The foregoing recitals shall be, and are hereby, incorporated into and made a part of this Resolution as if fully set forth in this Section One.

SECTION TWO: The City Council hereby approves and authorizes the repayment of the CDBG overpayment in the amount of \$102,946.90 to the State of Illinois in accordance with the terms of the applicable grant agreement.

SECTION THREE: If any provision of this Resolution or application thereof to any person or circumstance is ruled unconstitutional or otherwise invalid, such invalidity shall not affect other provisions or applications of this Resolution that can be given effect without the invalid application or provision, and each invalid provision or invalid application of this Resolution is severable.

SECTION FOUR: Where the conditions imposed by any provisions of this Resolution are more restrictive than comparable provisions imposed by Resolution in any other local law, ordinance, resolution, rule or regulation, the regulations of this Resolution will govern.

SECTION FIVE: The City Clerk shall publish this Resolution in pamphlet form.

SECTION SIX: This Resolution shall be in full force and effect from and after its passage, approval and publication in pamphlet form as provided by law.

PASSED THIS 26th day of May 2026.

AYES:

NAYS:

ABSENT

ATTEST:

\_\_\_\_\_  
City Clerk

\_\_\_\_\_  
Mayor

STATE OF ILLINOIS) )  
COUNTY OF OGLE ) ) SS.

CERTIFICATE

I, Rose Huéramo, City Clerk of the City of Rochelle, County of Ogle and State of Illinois, DO HEREBY CERTIFY that the foregoing is a true and correct copy of Resolution No. \_\_\_\_\_, “A RESOLUTION APPROVING THE REPAYMENT OF A COMMUNITY DEVELOPMENT BLOCK GRANT (CDBG) OVERPAYMENT TO THE STATE OF ILLINOIS,” which was adopted by the Mayor and City Council of the City of Rochelle on May 26, 2026.

IN WITNESS WHEREOF, I have hereunto set my hand and affixed the corporate seal of the City of Rochelle this 26<sup>th</sup> day of May 2026.

\_\_\_\_\_  
CITY CLERK

**File Attachments for Item:**

4. A Resolution Amending an Adopted Electric Operations Loss Reserve Fund Policy

**ROCHELLE CITY COUNCIL  
AGENDA ITEM MEMO  
REGULAR MEETING**

**SUBJECT:** A Resolution Amending an Adopted Electric Operations Loss Reserve Fund Policy

**Staff Contact:**

Brittney Zick

**Summary:**

I am here seeking approval for an Amendment to Resolution # R23-101, Adopting an Electric Operations Loss Reserve Fund Policy. The changes include:

1. A provision to provide funds for equipment breakdown of power generating assets which are excluded by our current risk insurance carrier.
2. Keeping a figure of \$1,000,000.00 in cash reserve for equipment breakdown of power generating assets.

These provisions are needed as our current risk insurance carrier excludes equipment breakdown coverage of power generating assets, and to date, the City’s claims history supports a \$1,000,000.00 figure for this type of loss.

The Amended Policy is attached to the Resolution for review.

**Funding Sources:**

Source:	Budgeted Amount:	Proposed Expenditure:
Electric Funds		

**Strategic Plan Goal Application:**

**Recommendation:**

To approve An Amendment to the Resolution Adopting an Electric Operations Loss Reserve Fund Policy

---

---

**THE CITY OF ROCHELLE**  
**Ogle County, Illinois**

---

---

**RESOLUTION**  
**NO.**

---

---

**A RESOLUTION AMENDING THE ADOPTED ELECTRIC**  
**OPERATIONS LOSS RESERVE FUND POLICY**

---

---

**JOHN BEARROWS, Mayor**  
**ROSE HUERAMO, City Clerk**

**TOM McDERMOTT**  
**BIL HAYES**  
**KATE SHAW-DICKEY**  
**DAN McDERMOTT**  
**ROSAELIA ARTEAGA**  
**BEN VALDIVIESO**  
**City Council**

---

Published in pamphlet form by authority of the Mayor and City Council of the City of Rochelle  
Ottosen DiNolfo Hasenbalg & Castaldo, Ltd. – City Attorneys  
2441 Warrenville Road, Suite 310, Lisle, Illinois 60532

**CITY OF ROCHELLE  
Ogle County, Illinois**

**RESOLUTION NO.  
Date Passed:**

**A RESOLUTION AMENDING THE ADOPTED ELECTRIC  
OPERATIONS LOSS RESERVE FUND POLICY**

**WHEREAS**, Section 7 of Article VII of the 1970 Constitution of the State of Illinois provides that a municipality that is not a home rule unit shall only have the powers granted to them by law and as such the City of Rochelle, Ogle County, Illinois being a non-home rule unit pursuant to the provisions of said Section 7 of Article VII, and may exercise only the powers expressly granted by law; and

**WHEREAS**, the Illinois General Assembly granted non-home rule municipalities broad authority to "pass all ordinances and make all rules and regulations proper or necessary, to carry into effect the powers granted to municipalities." 65 ILCS 5/1-2-1; and

**WHEREAS**, while "non-home rule municipalities have the authority to enact ordinances, such ordinances may in no event conflict with state law or prohibit what a state statute expressly permits . . . A local ordinance may impose more rigorous or definite regulations in addition to those enacted by the state legislature so long as they do not conflict with the statute." (*Village of Wauconda v. Hutton*, 291 Ill. App. 3d 1058, 1060 (1997)); and

**WHEREAS**, in 2023, the City of Rochelle approved Resolution 23-101, Adopting an Electric Operations Loss Reserve Fund Policy Program ("the Policy"); and

**WHEREAS**, revisions to the Policy are necessary based on the City's current risk insurance carrier's coverage policies; and

**WHEREAS**, the Policy needs to be revised to provide funds for equipment breakdown of power generating assets which are excluded by our current risk insurance carrier and to require one million dollars (\$1,000,000) in cash reserves for equipment breakdown of power generating assets; and

**WHEREAS**, the proposed revisions to the Policy are attached herein as Exhibit A; and

**WHEREAS**, it has been determined by the Corporate Authorities of the City of Rochelle that it is in the best interests of the City and its residents to adopt the amendments to the Electric Operations Loss Reserve Fund Policy.

**NOW THEREFORE BE IT RESOLVED** by the Mayor and City Council of the City of Rochelle, Ogle County, Illinois, as follows:

**SECTION ONE:** The foregoing recitals shall be, and are hereby, incorporated into and made a part of this Resolution as if fully set forth in this Section One.

SECTION TWO: That the Mayor and City Council of the City of Rochelle hereby adopt the amendments to the Electric Operations Loss Reserve Policy as attached herein as Exhibit A.

SECTION THREE: If any provision of this Resolution or application thereof to any person or circumstance is ruled unconstitutional or otherwise invalid, such invalidity shall not affect other provisions or applications of this Resolution that can be given effect without the invalid application or provision, and each invalid provision or invalid application of this Resolution is severable.

SECTION FOUR: Where the conditions imposed by any provisions of this Resolution are more restrictive than comparable provisions imposed by Resolution in any other local law, ordinance, resolution, rule or regulation, the regulations of this Resolution will govern.

SECTION FIVE: The City Clerk shall publish this Resolution in pamphlet form.

SECTION SIX: This Resolution shall be in full force and effect from and after its passage, approval and publication in pamphlet form as provided by law.

PASSED THIS 26th day of May 2026.

AYES:

NAYS:

ABSENT

ATTEST:

\_\_\_\_\_  
City Clerk

\_\_\_\_\_  
Mayor

STATE OF ILLINOIS)
COUNTY OF OGLE ) SS.

CERTIFICATE

I, Rose Huéramo, City Clerk of the City of Rochelle, County of Ogle and State of Illinois, DO HEREBY CERTIFY that the foregoing is a true and correct copy of Resolution No. \_\_\_\_\_, "A RESOLUTION AMENDING THE ADOPTED ELECTRIC OPERATIONS LOSS RESERVE FUND POLICY," which was adopted by the Mayor and City Council of the City of Rochelle on May 26, 2026.

IN WITNESS WHEREOF, I have hereunto set my hand and affixed the corporate seal of the City of Rochelle this 26th day of May 2026.

\_\_\_\_\_
CITY CLERK

**EXHIBIT A**

**CITY OF ROCHELLE**

<b><u>CATEGORY: FINANCE</u></b>	<b><u>PAGE 1 of 2</u></b>
<b><u>TITLE: ELECTRIC OPERATIONS LOSS RESERVE FUND POLICY</u></b>	
<b>EFFECTIVE: <u>May 26, 2026</u></b>	<b>SUPERCEDES: None</b>

**I. INTRODUCTION & PURPOSE**

The purpose of the Electric Operations Loss Reserve Fund Policy is to self-insure Electric Operations property assets equal to the amount of the insurance policy’s deductible or to provide funds for equipment breakdown of power generating assets, a coverage that is excluded by our current risk insurance carrier. To date, the City of Rochelle’s equipment breakdown loss history supports a figure of \$1,000,000.00.

The City is facing substantial insurance premium increases due to inflation, valuation adjustments, supply chain issues, and climate change. In addition, the risk associated with electric generation and distribution is significant. Costs are skyrocketing as many insurance carriers do not have the appetite for this risk or are charging a premium amount for this coverage due to market conditions. It benefits the city to put this fund in place so that RMU Electric can begin to self-insure up to a reasonable figure and begin offsetting high insurance premium costs.

This Policy is designed to keep in cash reserve, net of the amount equal to the insurance policy’s deductible or to provide funds for equipment breakdown of power generating assets. The benefits of the reserve would provide RMU Electric the ability to offset the cost of high and increasing insurance premiums, supply funds for equipment breakdown of power generating assets, and provide ~~and~~ the opportunity to earn interest which could be used for other purposes within the department.

Properly designed reserve policies send a positive signal to ratepayers, investors, and regulatory and credit rating agencies that the City is committed to maintaining the long- run fiscal strength of RMU Electric. Strong and transparent financial policies, including maintaining prudent reserves for emergencies, rate stability, working capital and capital improvements, are consistent with best practices in the utility industry and are important to RMU Electric as they help to:

- Maintain the short-term and long-term financial health of RMU Electric.
- Maintain stable rates for customers and help ensure manageable rate increases.
- Fund unanticipated cost contingencies.
- Ensure funds exist for system improvements.
- Ensure cash exists for the timely payment of bills.
- Act as a significant positive credit factor in bond ratings.

**II. Reporting and Oversight**

Reserve levels will be monitored during the fiscal year and reported in the monthly and quarterly financial reports. The reserve target level will be analyzed annually, and an over/under reserve determination shall be made in conjunction with year-end financial results. These results will be reported to the City Council as part of the year-end financial report presentation. Should undesignated reserve levels need adjustment due to new risk factors due to changes in the industry; these will be brought to the City Council as part of the year-end report.

The Policy will be reviewed annually and updated (at a minimum once every three years) if there are material changes in the risk exposures or new conditions that require changes in reserve levels.

**III. Conclusion**

This Policy provides directives to RMU Electric management and staff for decisions and recommendations related to the financial profile of RMU Electric.

In its most abbreviated form, the Policy bases the amount of the reserve as equal to the amount of the insurance policy's deductible or a figure of \$1,000,000.00 for equipment breakdown of power generating assets.

**File Attachments for Item:**

5. Ordinance Accepting and Approving the Proposal of Foster Coach Sales, Inc. for the purchase of a new all-wheel drive ambulance.

**ROCHELLE CITY COUNCIL  
AGENDA ITEM MEMO  
REGULAR MEETING**

**SUBJECT:** Ordinance Accepting and Approving the Proposal of Foster Coach Sales, Inc. for the purchase of a new all-wheel drive ambulance.

**Staff Contact:** David Sawlsville, Fire Chief

**Summary:** The Fire Department is requesting permission to purchase a Horton Ambulance from Foster Coach Inc. Ambulance sales. This Ambulance will replace a 2012 ambulance.

The “Notice to Bidders” was published in the Rochelle News Leader on April 8<sup>th</sup>, 2026. A bid opening was conducted at City Hall on May 8<sup>th</sup>, 2026. Only one bid was received, From Foster Coach. The bid met all specifications and additional requirements.

Delivery for this ambulance is not expected in FY2026, production is currently at 36 months, with delivery expected in FY2029.

**Funding Sources:**

Source:	Budgeted Amount:	Proposed Expenditure:
Ambulance Fund		355,787.00

**Strategic Plan Goal Application:** Core Service Delivery

**Recommendation:** Approve an Ordinance Accepting the Proposal of Foster Coach Sales, Inc.

**Notice to Bidders**

The City of Rochelle, Illinois, will receive sealed bids until 10:00 a.m. on Friday, May 8, 2026, for the purchase of one (1) new all-wheel drive ambulance.

Bid specifications may be obtained by emailing Fire Chief David Sawlsville at [dsawlsville@rochelleil.us](mailto:dsawlsville@rochelleil.us). Bid specification requests will be fulfilled within 2 business days.

Sealed bids shall be delivered to the Office of the City Clerk, City Hall, 420 North Sixth Street, Rochelle, Illinois 61068, prior to 10:00 a.m. on Friday, May 8, 2026. Bids received after that time will be returned unopened. Bids may be mailed.

Bids will be publicly opened and read aloud at 10:00 a.m. on May 8, 2026, in the Council Chambers at City Hall.

Questions regarding specifications must be submitted by email no later than 10:00 a.m. on April 30, 2026.

Addenda, if issued, will be distributed by email.

A contract may be awarded to the lowest responsible bidder whose bid is found to be in the best interest of the City of Rochelle. The City of Rochelle reserves the right to reject any and all bids and to waive any informalities or irregularities in the bidding. The City further reserves the right to review and study any and all bids and to make a contract award within forty-five (45) days after the bids have been opened and publicly read.

# City of Rochelle

Fire Department

New All-Wheel Drive Ambulance

Bid Opening: May 8, 2026, 10:00 AM

<b>Vendor Name</b>	<b>Base Bid Price</b>
Foster Coach	\$355,787.00

---

---

**THE CITY OF ROCHELLE**  
Ogle County, Illinois

---

---

**RESOLUTION**  
**NO.**

---

---

**AN ORDINANCE ACCEPTING AND APPROVING THE PROPOSAL OF  
FOSTER COACH SALES, INC. PURSUANT TO THE REQUEST FOR PROPOSAL**

---

---

**JOHN BEARROWS, Mayor**  
**ROSE HUERAMO, City Clerk**

**TOM McDERMOTT**  
**BIL HAYES**  
**KATE SHAW-DICKEY**  
**DAN McDERMOTT**  
**ROSAELIA ARTEAGA**  
**BEN VALDIVIESO**  
**City Council**

---

---

Published in pamphlet form by authority of the Mayor and City Council of the City of Rochelle  
Ottofen DiNolfo Hasenbalg & Castaldo, Ltd. – City Attorneys  
2441 Warrenville Road, Suite 310, Lisle, Illinois 60532

ORDINANCE NO: \_\_\_\_\_  
Date Passed:

**AN ORDINANCE ACCEPTING AND APPROVING THE PROPOSAL OF  
FOSTER COACH SALES, INC. PURSUANT TO THE REQUEST FOR PROPOSAL**

**WHEREAS**, Section 7 of Article VII of the 1970 Constitution of the State of Illinois provides that a municipality that is not a home rule unit shall only have the powers granted to them by law and as such the City of Rochelle, Ogle County, Illinois being a non-home rule unit pursuant to the provisions of said Section 7 of Article VII, and may exercise only the powers expressly granted by law; and

**WHEREAS**, the Illinois General Assembly granted non-home rule municipalities broad authority to “pass all ordinances and make all rules and regulations proper or necessary, to carry into effect the powers granted to municipalities.” 65 ILCS 5/1-2-1; and

**WHEREAS**, while “non-home rule municipalities have the authority to enact ordinances, such ordinances may in no event conflict with state law or prohibit what a state statute expressly permits . . . A local ordinance may impose more rigorous or definite regulations in addition to those enacted by the state legislature so long as they do not conflict with the statute.” (*Village of Wauconda v. Hutton*, 291 Ill. App. 3d 1058, 1060 (1997)); and

**WHEREAS**, the City utilizes emergency equipment, including ambulances as part of its fire services. The existing 2012 ambulance needs replacement; and

**WHEREAS**, the City issued a Request for Proposals for the purchase of a Horton ambulance (“the RFP”), the Notice to Bidders was published in the Rochelle News Leader on April 8, 2026, and

**WHEREAS**, in accordance with the RFP, on May 8, 2026, the City received and properly opened one (1) sealed proposal; the

**WHEREAS**, the City’s staff has concluded that the proposal submitted by Foster Coach Sales, Inc., in the amount of \$355,787.00, (a copy of which is attached herein as Exhibit A) meets the City’s specifications for the new ambulance and is most advantageous to the City; and

**WHEREAS**, the Corporate Authorities of the City of Rochelle find that it is in the best interest of the City and its residents to accept and approve the Proposal from Foster Coach Sales, Inc., for the purchase of a new Horton Ambulance,

**NOW, THEREFORE BE IT ORDAINED** by the Mayor and Council of the City of Rochelle as follows:

**SECTION ONE:** That the City hereby incorporates all of the recitals above into this Ordinance as if fully set forth herein.

**SECTION TWO:** The Mayor and City Council hereby accept and approve the Proposal of Foster Coach Sale, Inc. for the purchase of a new Horton Ambulance and authorize the City Manager to execute any and all necessary agreements to memorialize the terms of said proposal in a form to be reviewed by the City Attorney.

SECTION THREE: If any provision of this Ordinance or application thereof to any person or circumstance is ruled unconstitutional or otherwise invalid, such invalidity shall not affect other provisions or applications of this ordinance that can be given effect without the invalid application or provision, and each invalid provision or invalid application of this Ordinance is severable.

SECTION FOUR: Where the conditions imposed by any provisions of this Ordinance are more restrictive than comparable provisions imposed elsewhere in any other local law, ordinance, resolution, rule or regulation, the regulations of this Ordinance will govern.

SECTION FIVE: The City Clerk shall publish this Ordinance in pamphlet form.

SECTION SIX: This Ordinance shall be in full force and effect from and after its passage, approval and publication in pamphlet form as provided by law.

PASSED AND APPROVED this 26th day of May 2026.

ATTEST:

\_\_\_\_\_  
City Clerk

\_\_\_\_\_  
Mayor

**Exhibit A**

City of Rochelle

Fire Department

New All-Wheel Drive Ambulance

Bid Opening: May 8, 2026, 10:00 AM

<b><u>Vendor Name</u></b>	<b><u>Base Bid Price</u></b>
<u>Foster Coach</u>	<u>\$355,787.00</u>





**File Attachments for Item:**

6. A Resolution Approving the Purchase of a Utility Easement

**ROCHELLE CITY COUNCIL  
AGENDA ITEM MEMO  
REGULAR MEETING**

**SUBJECT:** A Resolution Approving the Purchase of a Utility Easement

**Staff Contact:** Blake Toliver, Superintendent of Electric Operations

**Summary:** RMU is progressing with the construction of the Centerpoint Substation. To complete this project, RMU requires several easements to allow for the installation and maintenance of electrical infrastructure associated with the substation. These easements will ensure permanent access for operations, maintenance, and emergency response.

**The following easement is needed:**

- **Property Owner(s):** Rochelle Hub LLC
- **Parcel Number(s):** 25-31-100-003-0000
- **Compensation (if applicable):** \$29,094

**Funding Sources:**

Source:	Budgeted Amount:	Proposed Expenditure:
Electric Funds	\$9,800,000	\$29,094

**Strategic Plan Goal Application:**

Infrastructure Effectiveness & Improvement

**Recommendation:**

To approve A Resolution Approving the Purchase of a Utility Easement

**EASEMENT AGREEMENT FOR  
UTILITY FACILITIES (ELECTRIC/FIBEROPTIC)**

**LEGAL DESCRIPTION PREPARED BY:**

Willet Hoffman and Associates  
809 East 2<sup>nd</sup> Street  
P.O. Box 367  
Dixon, IL 61021

**RETURN TO:**  
Blake Toliver  
Rochelle Municipal Utilities  
420 N 6<sup>th</sup> St  
Rochelle, IL 61068

**KNOW ALL MEN BY THESE PRESENTS, that**

**Rochelle Hub, LLC** (“Grantor”), located at 1663 South Main Street in the County of Ogle and State of Illinois, for good and valuable consideration in the amount of Twenty-Nine Thousand Ninety-Four (\$29,094.00) Dollars, the receipt and sufficiency of which is hereby acknowledged, hereby gives, grants, conveys and warrants to

**the City of Rochelle, an Illinois municipal corporation**

(“Grantee”), a permanent non-exclusive easement for underground and/or above-ground electric utility facilities (including underground duct packages, underground transmission/distribution wires and associated attachments) and fiberoptic facilities (“Facilities”), including the right to construct, maintain and make all necessary repairs to said Facilities, as may be reasonable and proper, together with the right of ingress and egress for the purpose of constructing and maintaining said Facilities, and the right to construct and maintain the necessary appurtenances for said Facilities over, under, along, upon and through said permanent easement hereinafter described; the said Grantor further gives and grants to Grantee, as part of said consideration, the right and privilege to use such additional ground as may be necessary in the construction of said Facilities, not exceeding 20 feet in width on each side of said permanent easement hereinafter described, said right and easement to be temporary and to be effective only during the construction of said Facilities.

The permanent easement (“Easement”) as more particularly described as:

A part of the Northwest Quarter (NW1/4) of Section Thirty-one (31), Township Forty (40) North, Range One (1) East of the Third (3<sup>rd</sup>) Principal Meridian, City of Rochelle, Ogle County, Illinois, described as follows:


Beginning at the southwest corner of an existing 4.38 acre tract conveyed to DC Rochelle, LLC; thence North 26 degrees 49 minutes 04 seconds West, along the west line of said 4.38 acre tract, a distance of 98.25 feet; thence North 0 degrees 53 minutes 33 seconds East, continuing along said west line, a distance of 468.08 feet; thence North 7 degrees 49 minutes 36 seconds East, a distance of 116.80 feet; thence South 9 degrees 19 minutes 48 seconds East, a distance of 70.95 feet; thence southeasterly along the arc of a curve to the left having a radius of 327.13, a chord bearing of South 16 degrees 56 minutes 32 seconds East, an arc distance of 86.92 feet; thence South 0 degrees 26 minutes 13 seconds East, a distance of 517.85 feet to a point on the south line of said 4.38 acre tract; thence South 88 degrees 02 minutes 43 seconds West, along said south line, a distance of 19.59 feet to the Point of Beginning, containing 0.746 acres, more or less.

PIN #: 25-31-100-003-0000  
Common Address: 1663 South Main Street, Rochelle, Illinois 61068



BEFORE ME, the undersigned notary public, on this day personally appeared Vytautas Zizmiskas and Darius Vaitiekus personally known to me to be the same person whose name is subscribed to the foregoing instrument, and acknowledged that he signed, sealed and delivered the said instrument as his free and voluntary act, for the uses and purposes and in the capacities therein set forth, including the release and waiver of the right of homestead rights.

Given under my hand and notarial seal this 23<sup>rd</sup> day of October, 2025.



*[Handwritten Signature]*  
NOTARY PUBLIC

STATE OF ILLINOIS            )  
                                  *Kane*            ) ss.  
COUNTY OF ~~OGLE~~            )

BEFORE ME, the undersigned notary public, on this day personally appeared Jeff Fiegenschuh and Rose Hueramo, the City Manager and City Clerk, respectively, of the City of Rochelle, an Illinois municipal corporation, and acknowledged that they signed and delivered the said instrument in said capacity, pursuant to authority of the governing body of the City.

Given under my hand and notarial seal, this \_\_\_\_\_ day of \_\_\_\_\_, 2025.

(SEAL)

\_\_\_\_\_  
NOTARY PUBLIC

Prepared By:

DOMINICK L. LANZITO  
Ottosen DiNolfo Hasenbalg & Castaldo, Ltd.  
1804 North Naper Boulevard, Suite 350  
Naperville, IL 60563  
(630) 614-7611



---

---

**THE CITY OF ROCHELLE  
Ogle County, Illinois**

---

---

**RESOLUTION  
NO. \_\_\_\_\_**

---

---

**A RESOLUTION APPROVING AN EASEMENT AGREEMENT WITH ROCHELLE  
HUB, LLC**

---

---

**JOHN BEARROWS, Mayor  
ROSE HUERAMO, City Clerk**

**TOM McDERMOTT  
BIL HAYES  
KATE SHAW-DICKEY  
DAN McDERMOTT  
ROSAELIA ARTEAGA  
BEN VALDIVIESO**

**City Council**

---

Published in pamphlet form by authority of the Mayor and City Council of the City of Rochelle  
Ottofen, DiNolfo, Hasenbalg & Castaldo, Ltd., City Attorneys  
2441 Warrenville Road, Suite 310, Lisle, Illinois 60532

CITY OF ROCHELLE  
Ogle County, Illinois

RESOLUTION NO. \_\_\_\_\_

**A RESOLUTION APPROVING AN EASEMENT AGREEMENT WITH ROCHELLE HUB, LLC**

**WHEREAS**, Section 7 of Article VII of the 1970 Constitution of the State of Illinois provides that a municipality that is not a home rule unit shall only have the powers granted to them by law and as such the City of Rochelle (“City”), Ogle County, Illinois being a non-home rule unit pursuant to the provisions of said Section 7 of Article VII, and may exercise only the powers expressly granted by law; and

**WHEREAS**, the Illinois General Assembly granted non-home rule municipalities broad authority to “pass all ordinances and make all rules and regulations proper or necessary, to carry into effect the powers granted to municipalities.” 65 ILCS 5/1-2-1; and

**WHEREAS**, while “non-home rule municipalities have the authority to enact ordinances, such ordinances may in no event conflict with state law or prohibit what a state statute expressly permits . . . A local ordinance may impose more rigorous or definite regulations in addition to those enacted by the state legislature so long as they do not conflict with the statute.” (*Village of Wauconda v. Hutton*, 291 Ill. App. 3d 1058, 1060 (1997)); and

**WHEREAS**, Rochelle Municipal Utilities (“RMU”) is constructing a new Centerpoint Substation; and

**WHEREAS**, as part of the project, RMU will need to acquire several easements to allow for the installation and maintenance of electrical infrastructure associated with the substation; and

**WHEREAS**, these easements will ensure permanent access for operations, maintenance, and emergency response; and

**WHEREAS**, in particular, the project will require an easement from Rochelle Hub, LLC (“the Owner”) on property located at Steward Road, PIN 25-31-100-003-0000; and

**WHEREAS**, the Owner has agreed to grant an easement to the City for twenty-nine thousand and ninety-four dollars (\$29,094), the Easement Agreement is attached herein as Exhibit 1; and

**WHEREAS**, the City Council finds it to be in the best interests of its citizens and residents to enter into an Easement Agreement with Rochelle Hub, LLC.

**NOW, THEREFORE, BE IT ORDAINED BY THE CITY COUNCIL OF THE CITY OF ROCHELLE, OGLE COUNTY, ILLINOIS:**

SECTION ONE: That City hereby incorporates all of the recitals above into this Resolution as if fully set forth herein.

SECTION TWO: The City hereby authorizes the City Manager to execute an Easement Agreement with Rochelle Hub, LLC for the payment of twenty-nine thousand and ninety-four dollars (\$29,094), in substantially the same forms as attached herein as Exhibit 1, subject to final review by the City Attorney.

SECTION THREE: If any provision of this Resolution or application thereof to any person or circumstance is ruled unconstitutional or otherwise invalid, such invalidity shall not affect other provisions or applications of this Resolution that can be given effect without the invalid application or provision, and each invalid provision or invalid application of this Resolution is severable.

SECTION FOUR: Where the conditions imposed by any provisions of this Resolution are more restrictive than comparable provisions imposed elsewhere in any other local law, ordinance, resolution, rule or regulation, the regulations of this Resolution will govern.

SECTION FIVE: The City Clerk shall publish this Resolution in pamphlet form.

SECTION SIX: This Resolution shall be in full force and effect from and after its passage, approval and publication in pamphlet form as provided by law.

PASSED THIS 26th day of May, 2026.

AYES:

NAYS:

ABSENT:

APPROVED THIS 26th day of May, 2026.

MAYOR \_\_\_\_\_

ATTEST:

\_\_\_\_\_  
CITY CLERK

**EXHIBIT 1**

**EASEMENT AGREEMENT FOR  
UTILITY FACILITIES (ELECTRIC/FIBEROPTIC)**

**LEGAL DESCRIPTION PREPARED BY:**

Willett Hoffman and Associates  
809 East 2<sup>nd</sup> Street  
P.O. Box 367  
Dixon, IL 61021

RETURN TO:  
Blake Toliver  
Rochelle Municipal Utilities  
420 N 6<sup>th</sup> St  
Rochelle, IL 61068

**KNOW ALL MEN BY THESE PRESENTS, that**

**Rochelle Hub, LLC** (“Grantor”), located at 1663 South Main Street in the County of Ogle and State of Illinois, for good and valuable consideration in the amount of Twenty-Nine Thousand Ninety-Four (\$29,094.00) Dollars, the receipt and sufficiency of which is hereby acknowledged, hereby gives, grants, conveys and warrants to

**the City of Rochelle, an Illinois municipal corporation**

(“Grantee”), a permanent non-exclusive easement for underground and/or above-ground electric utility facilities (including underground duct packages, underground transmission/distribution wires and associated attachments) and fiberoptic facilities (“Facilities”), including the right to construct, maintain and make all necessary repairs to said Facilities, as may be reasonable and proper, together with the right of ingress and egress for the purpose of constructing and maintaining said Facilities, and the right to construct and maintain the necessary appurtenances for said Facilities over, under, along, upon and through said permanent easement hereinafter described; the said Grantor further gives and grants to Grantee, as part of said consideration, the right and privilege to use such additional ground as may be necessary in the construction of said Facilities, not exceeding 20 feet in width on each side of said permanent easement hereinafter described, said right and easement to be temporary and to be effective only during the construction of said Facilities.

The permanent easement (“Easement”) as more particularly described as:

A part of the Northwest Quarter (NW1/4) of Section Thirty-one (31), Township Forty (40) North, Range One (1) East of the Third (3<sup>rd</sup>) Principal Meridian, City of Rochelle, Ogle County, Illinois, described as follows:

Beginning at the southwest corner of an existing 4.38 acre tract conveyed to DC Rochelle, LLC; thence North 26 degrees 49 minutes 04 seconds West, along the west line of said 4.38 acre tract, a distance of 98.25 feet; thence North 0 degrees 53 minutes 33 seconds East, continuing along said west line, a distance of 468.08 feet; thence North 7 degrees 49 minutes 36 seconds East, a distance of 116.80 feet; thence South 9 degrees 19 minutes 48 seconds East, a distance of 70.95 feet; thence southeasterly along the arc of a curve to the left having a radius of 327.13, a chord bearing of South 16 degrees 56 minutes 32 seconds East, an arc distance of 86.92 feet; thence South 0 degrees 26 minutes 13 seconds East, a distance of 517.85 feet to a point on the south line of said 4.38 acre tract; thence South 88 degrees 02 minutes 43 seconds West, along said south line, a distance of 19.59 feet to the Point of Beginning, containing 0.746 acres, more or less.

PIN #: 25-31-100-003-0000  
Common Address: 1663 South Main Street, Rochelle, Illinois 61068

Depicted: See attached **Exhibit A**

All situated in the Township of Dement, County of Ogle in the State of Illinois, and said Grantor hereby releases and waives all rights under and by virtue of the Homestead Exemption Laws of this State.

Grantor, for itself and its heirs, assigns and successors in interest, hereby covenants to and with Grantee, that Grantee's officers, agents, employees or persons under contract with Grantee, may at any and all times, when necessary or convenient to do so, go over and upon the Easement, and do and perform any and all acts necessary or convenient for effectuating the purposes for which this grant is made; that Grantor shall not disturb, injure, molest or in any manner interfere with any of said Facilities or material for laying, maintaining, operating or repairing the same in, over or upon the Easement.

Grantor further covenants that no buildings, structures, or fencing shall be constructed or placed on the Easement Premises, and that Grantee shall have the right to remove any such buildings, structures, or fencing so constructed or placed.

Grantee hereby covenants and agrees, and the Easement is hereby granted upon the express condition that, care, skill and diligence consistent with the highest industry standards will be used in constructing and laying said Facilities on the easement aforesaid; that all of the dirt, gravel or stone removed shall be replaced and compacted upon the top of the excavation where the Facilities are laid so as to leave the ground in substantially the same condition that existed before said Facilities were laid, and all surplus dirt or gravel is to be carefully removed from the premises; that all the work of excavation is to be done in such a manner as in no way to endanger or interfere with the use of the property of the Grantor and specifically that no Facilities will be placed at a depth that could interfere with the use of the property as a business or industrial park or for Grantor's current or intended uses; causing no damage to the buildings or improvements of the Grantor of the Easement nor interfering with or removing the support of the same; that it will indemnify and save the Grantor, its agents, employees, representatives, successors and assigns harmless from any and all claims, suits, actions, loss or damage, including reasonable attorney's fees, the Grantor may sustain growing out of or arising in any manner from the construction, maintenance, repairing, altering, changing, using, operation or removal of said Facilities; that upon the completion of the construction of said Facilities, it will restore the surface of said premises to as good a condition as prior to the Grantee's entrance thereon and shall restore and replace any property disturbed by Grantee's exercise of its rights hereunder.

Grantor and Grantee acknowledge that the Easement and Grantor's property are private property that and nothing contained herein shall be deemed to be a gift or dedication of any portion of the Easement or Grantor's property to the general public or for any public use or purpose whatsoever, it being the intention of the parties hereto that the easements created herein be for the exclusive benefit of the Grantee.

Dated this 23<sup>rd</sup> day of October, 2025.

ROCHELLE HUB, LLC

  
Vytautas Zizminskas

By: DARIUS VAITIEKUS  
VYTAUTAS ZIZMINSKAS  
Manager

THE CITY OF ROCHELLE, AN ILLINOIS  
MUNICIPAL CORPORATION


By: \_\_\_\_\_  
City Manager

Attest: \_\_\_\_\_  
City Clerk

STATE OF ILLINOIS     )  
                                  *Kan*     ) ss.  
COUNTY OF OGLE     )

BEFORE ME, the undersigned notary public, on this day personally appeared Vytautas Zizmiskas and Darius Vaitiekus personally known to me to be the same person whose name is subscribed to the foregoing instrument, and acknowledged that he signed, sealed and delivered the said instrument as his free and voluntary act, for the uses and purposes and in the capacities therein set forth, including the release and waiver of the right of homestead rights.

Given under my hand and notarial seal this 23<sup>rd</sup> day of October, 2025.



*[Handwritten Signature]*  
NOTARY PUBLIC

STATE OF ILLINOIS     )  
                          *Kane*     ) ss.  
COUNTY OF ~~OGLE~~     )

BEFORE ME, the undersigned notary public, on this day personally appeared Jeff Fiegenschuh and Rose Hueramo, the City Manager and City Clerk, respectively, of the City of Rochelle, an Illinois municipal corporation, and acknowledged that they signed and delivered the said instrument in said capacity, pursuant to authority of the governing body of the City.

Given under my hand and notarial seal, this \_\_\_\_\_ day of \_\_\_\_\_, 2025.

(SEAL)

\_\_\_\_\_  
NOTARY PUBLIC

Prepared By:

DOMINICK L. LANZITO  
Ottosen DiNolfo Hasenbalg & Castaldo, Ltd.  
1804 North Naper Boulevard, Suite 350  
Naperville, IL 60563  
(630) 614-7611



STATE OF ILLINOIS     )  
  )  
COUNTY OF OGLE     )     SS.

CERTIFICATE

I, Rose Hueramo, City Clerk of the City of Rochelle, County of Ogle and State of Illinois, DO HEREBY CERTIFY that the foregoing is a true and correct copy of Resolution No. \_\_\_\_\_, "A RESOLUTION APPROVING AN EASEMENT AGREEMENT WITH ROCHELLE HUB, LLC," which was adopted by the Mayor and City Council of the City of Rochelle on May 26, 2026.

IN WITNESS WHEREOF, I have hereunto set my hand and affixed the corporate seal of the City of Rochelle this 26th day of May, 2026.

\_\_\_\_\_  
CITY CLERK

**File Attachments for Item:**

7. An Ordinance Accepting the Base Bid and Alternate Bid from TCI Concrete, Inc. and Rejecting All Other Bids for the 2026 Sidewalk Capital Improvement Project

**ROCHELLE CITY COUNCIL  
AGENDA ITEM MEMO  
REGULAR MEETING 5/26/2026**

**SUBJECT:** Base and Alternate Bid proposals for the City of Rochelle 2026 Sidewalk/pedestrian paths Capital Improvements Program

**Staff Contact:** Sam Tesreau, City Engineer

**Summary:**

The annual sidewalk/pedestrian path Capital improvements project, as administered by the Engineering Department, provides for the replacement of existing sidewalks and/or construction of new sidewalks, pedestrian paths, curb and gutter improvements and other related items throughout the City. The program provides for improved accessible pedestrian access routes including ramps for the disabled and other users. This is part of an effort to continuously improve our pedestrian network for all users and meet certain ADA and PROWAG standards. The program is primarily funded through the Utility Tax Fund (UTF), established over 25 years ago, to annually address the needed and required upgrades to the City’s pedestrian sidewalk system, associated curb and gutter replacement, street pavement restoration and landscaping restoration. Since its inception over 1,300,000 square feet of sidewalk and/or other pedestrian paths, concrete curb and gutter, and hundreds of accessibility ramps have been improved through replacement and/or new construction. The UTF has also been utilized to supplement new sidewalk, pedestrian path, curb and gutter, and storm sewer and inlet/manhole construction on multiple roadway, bridge, storm sewer and City Street urbanization/reconstruction projects.

The project plans and specifications were developed by the City Engineering Department and advertised on May 6<sup>th</sup> in the Rochelle News leader and on the City website. Bids were publicly opened and read aloud on May 20<sup>th</sup> at 11:00 am for the above referenced project. Five separate bids were received, and the lowest two Base bids are as follows:

- TCI Concrete, Inc. submitted a Base bid for making the entire improvements in the amount of \$335,370.00 with an Alternate Bid of \$216,564.00
- Bruns Construction, Inc. submitted a Base bid for making the entire improvements in the amount of \$362,278.00 with an Alternate Bid of \$186,535.00

The lowest Base bid is approximately 12% lower than the Engineer’s estimated costs for the project. The Alternate Bid is approximately 2% lower than Engineer’s estimate of cost. The project is funded by UTF administered by the Engineering Department. A transfer from the FY26 UTF #18-00 will be made to the FY 26 CIP fund to cover costs associated with the project. The City will purchase detectable warning plates, storm inlets/manholes, hot mix asphalt, aggregate base course and pavement striping materials for use on the project. These materials will be used by the Public Works Department crews to provide HMA pavement replacement/patching restoration along new curb and gutter sections and within or adjacent to the project limits.

Furthermore, given the favorable contract unit prices for multiple construction items it is recommended that approval be given to the City Manager or his designee City Engineer to negotiate further change order work, not to exceed \$47,000, within the proposed contract to facilitate other improvements and upgrades to sidewalks or curbs adjacent to this project or within the City limits. It is anticipated that the construction project will be substantially complete by the end of October 2026. However, additional time will be granted for any additional work.

The Alternate Bid was received for sidewalk work along IL Rte. 251, from near Lakeview Drive south to Cleveland Ave. However, park district officials have recently raised objections to a “shared use path” being constructed under a current agreement with the City on the golf course property. The City Engineer believes a majority of the Alternate Bid improvements can be built under a permit, to be issued by the IDOT, within its ROW. Some modifications may be necessary to move minor encroachments on the golf course property to avoid certain above ground utilities. The City Engineer is concerned that delaying the permit, currently in process with IDOT along IL Rte. 251, would substantially add to the approval time and project cost because of the objection. Therefore, it is recommended that the Alternate Bid be approved at this time to allow a majority of the sidewalk pedestrian path to be constructed while investigating other alternatives to path alignment and/or construction to avoid the utility conflicts.

**Funding Sources:**

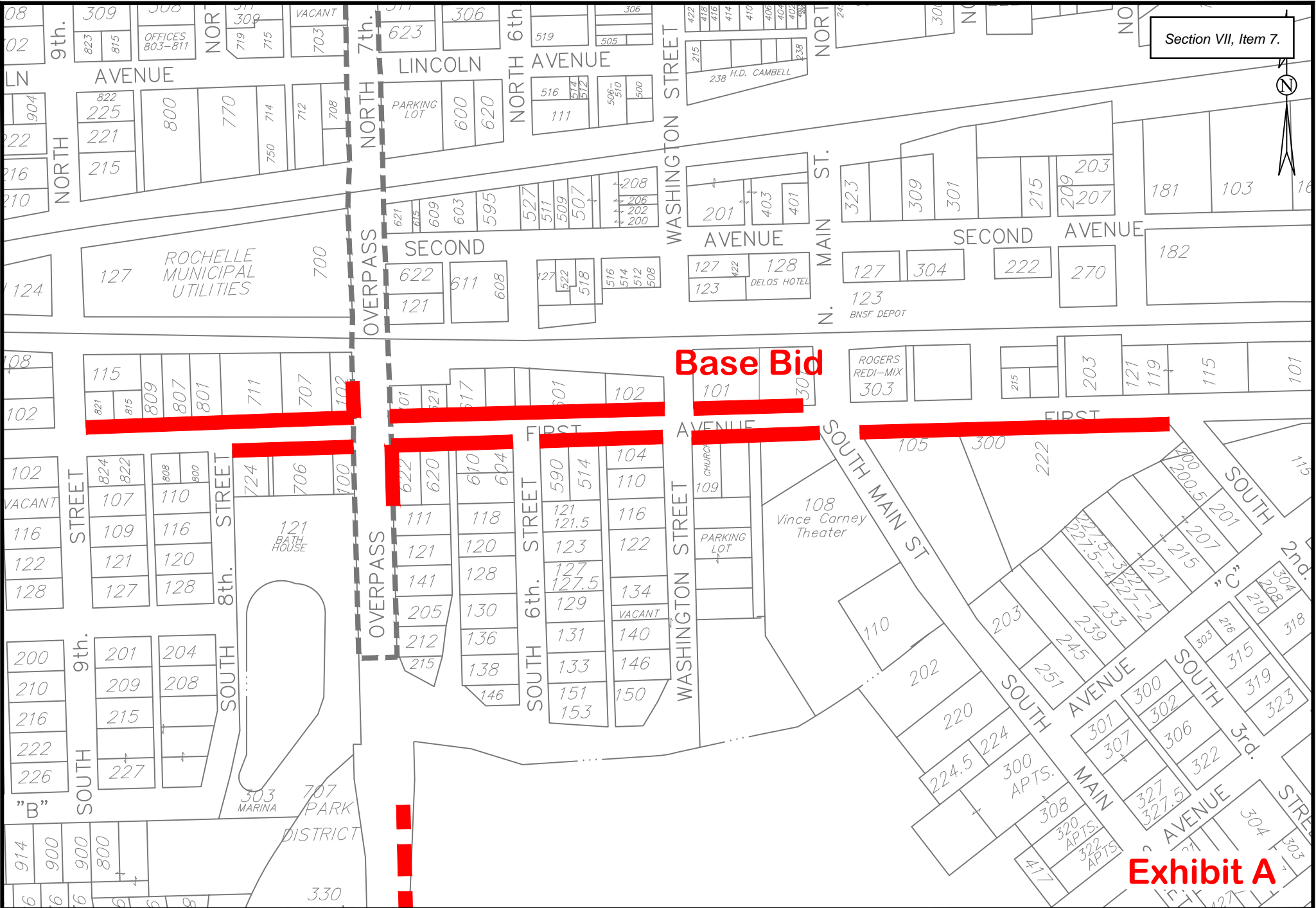
Source:	Budgeted Amount:	Proposed Expenditure:
CIP 36-00 available funds	\$382,000 Base construction, \$220,000 Alternate construction \$27,000 City materials	Base Bid proposal \$335,370.00 Alternate Bid \$216,564.00 Change order/improvement add on to the Base Bid \$47,000.00
		\$27,000 HMA/other City materials

**Strategic Plan Goal Application:**

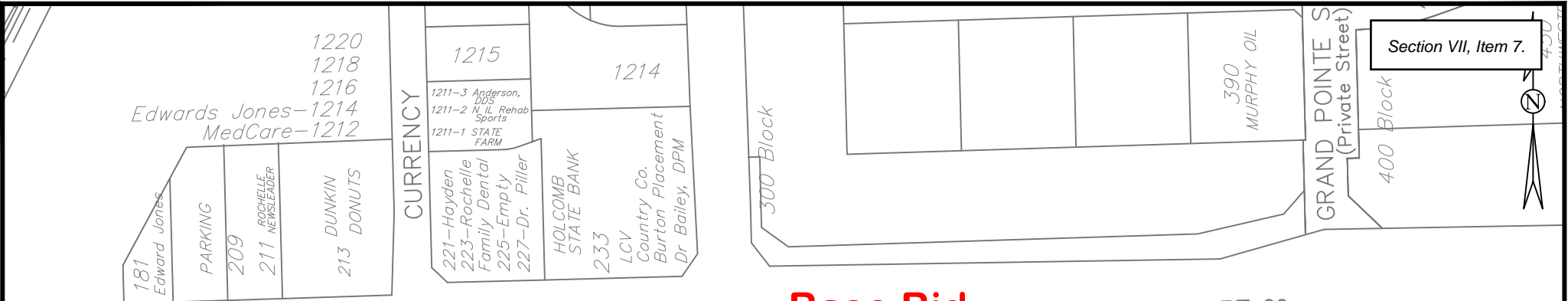
infrastructure effectiveness and improvement short term complex

**Recommendation:**

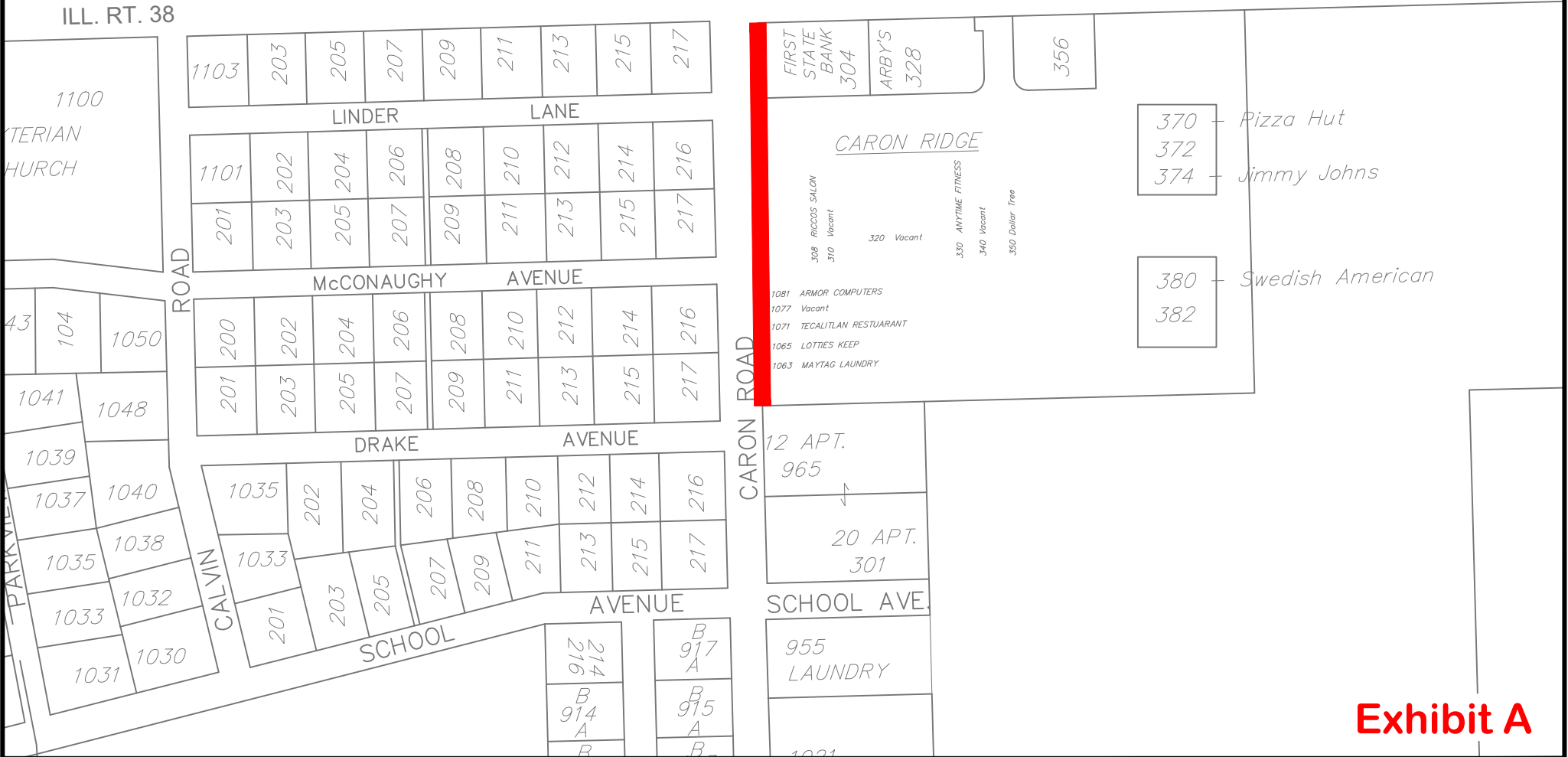
- Consider acceptance of the Base Bid proposal and award the contract to TCI Concrete, Inc. and reject all other bids received.
- Consider acceptance of the Alternate Bid proposal and award the contract to TCI Concrete, Inc. and reject all other bids received.
- Consider approval and authorization of a not to exceed \$47,000 improvement add on (contract change order) to be negotiated by the City Manager or his designee City Engineer for improvements to City sidewalks, shared use paths, streets/alleys and drainage systems adjacent to the project limits and within the approved contract unit pay items.
- Consider approval and authorization of a not to exceed \$27,000 to purchase materials by the City Manager or his designee City Engineer for improvements or restoration to City sidewalks, streets/alleys and drainage systems, pavement striping/markings and signage within or adjacent to the project limits.



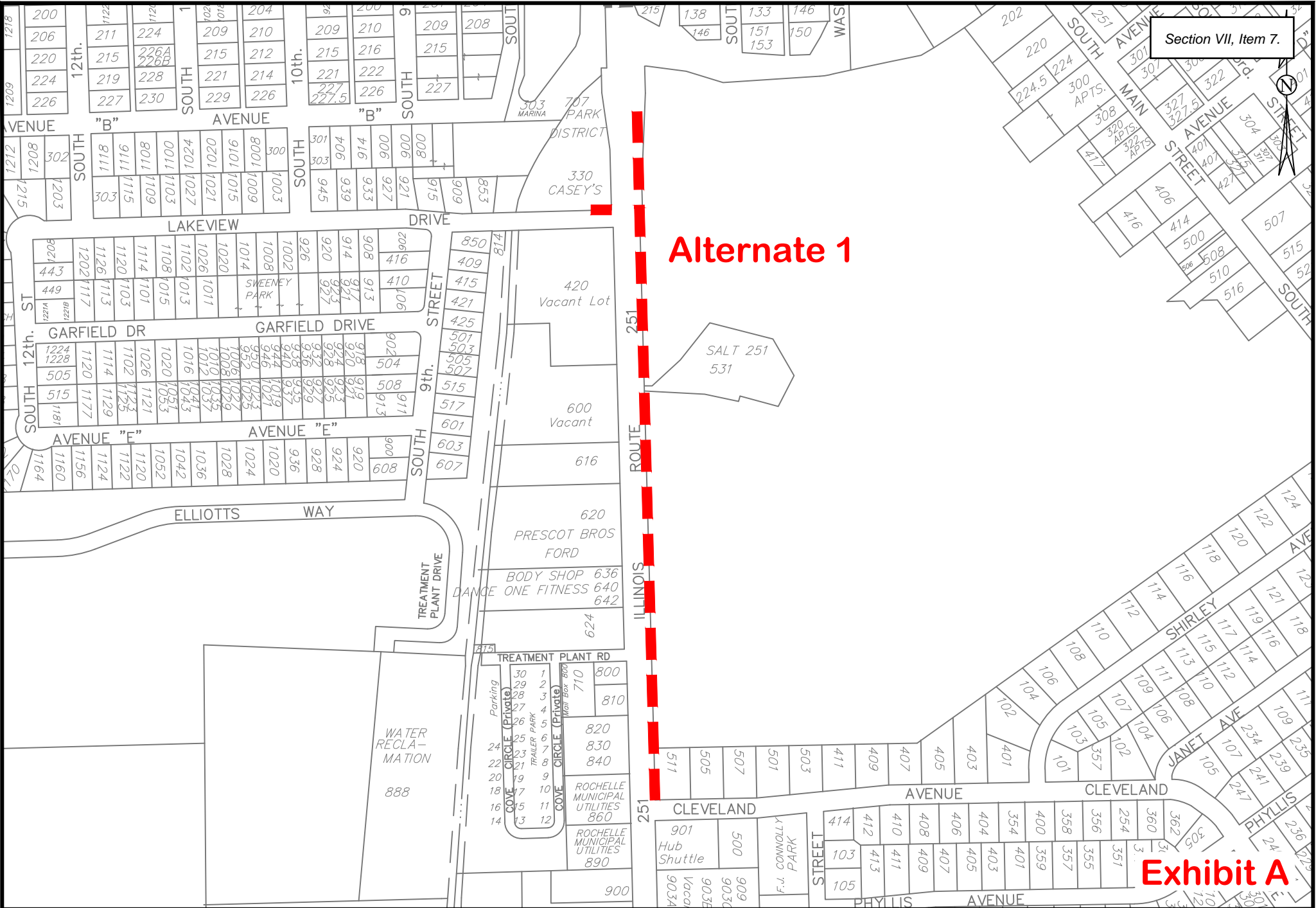
**Exhibit A**



**Base Bid**



**Exhibit A**



Alternate 1

Exhibit A

---

---

**THE CITY OF ROCHELLE  
Ogle County, Illinois**

---

---

**ORDINANCE  
NO. \_\_\_\_\_**

---

---

**AN ORDINANCE ACCEPTING THE BASE BID AND ALTERNATE BID FROM TCI  
CONCRETE, INC., AND REJECTING ALL OTHER BIDS FOR THE 2026 SIDEWALK  
CAPITAL IMPROVEMENT PROGRAM**

---

---

**JOHN BEARROWS, Mayor  
ROSE HUERAMO, City Clerk**

**TOM McDERMOTT  
BIL HAYES  
KATE SHAW-DICKEY  
DAN McDERMOTT  
ROSAELIA ARTEAGA  
BEN VALDIVIESO  
City Council**

---

---

Published in pamphlet form by authority of the Mayor and City Council of the City of Rochelle  
Ottoosen DiNolfo Hasenbalg & Castaldo, Ltd. – City Attorneys  
2441 Warrenville Road, Suite 310, Lisle, Illinois 60532

**ORDINANCE NO:** \_\_\_\_\_

**AN ORDINANCE ACCEPTING THE BASE BID FROM TCI CONCRETE, INC., AND REJECTING ALL OTHER BIDS FOR THE 2026 SIDEWALK CAPITAL IMPROVEMENT PROGRAM**

**WHEREAS**, Section 7 of Article VII of the 1970 Constitution of the State of Illinois provides that a municipality that is not a home rule unit shall only have the powers granted to them by law and as such the City of Rochelle, Ogle County, Illinois being a non-home rule unit pursuant to the provisions of said Section 7 of Article VII, and may exercise only the powers expressly granted by law; and

**WHEREAS**, the Illinois General Assembly granted non-home rule municipalities broad authority to “pass all ordinances and make all rules and regulations proper or necessary, to carry into effect the powers granted to municipalities.” 65 ILCS 5/1-2-1; and

**WHEREAS**, while “non-home rule municipalities have the authority to enact ordinances, such ordinances may in no event conflict with state law or prohibit what a state statute expressly permits . . . A local ordinance may impose more rigorous or definite regulations in addition to those enacted by the state legislature so long as they do not conflict with the statute.” (*Village of Wauconda v. Hutton*, 291 Ill. App. 3d 1058, 1060 (1997)); and

**WHEREAS**, the City annually undertakes a Sidewalk/Pedestrian Path Capital Improvement Program, administered by the Engineering Department, to replace deteriorated sidewalks and construct new sidewalks, pedestrian paths, curb and gutter, and related improvements throughout the City; and

**WHEREAS**, the program is intended to enhance accessible pedestrian routes for all users, including the installation and improvement of curb ramps and other facilities to meet applicable ADA and Public Rights-of-Way Accessibility Guidelines (PROWAG) standards; and

**WHEREAS**, the program is primarily funded through the Utility Tax Fund (“UTF”), which was established more than twenty-five (25) years ago to provide a consistent funding source for necessary upgrades to the City’s sidewalk, curb and gutter, pavement restoration, and landscape restoration infrastructure; and

**WHEREAS**, since its inception, the program has resulted in the improvement or construction of over 1,300,000 square feet of sidewalks and pedestrian paths, along with substantial associated curb and gutter improvements and the installation of hundreds of accessibility ramps; and

**WHEREAS**, the UTF has been utilized to supplement pedestrian and related infrastructure improvements in conjunction with roadway, bridge, storm sewer, and street reconstruction projects throughout the City; and

**WHEREAS**, the Engineering Department prepared plans and specifications for the 2026 Sidewalk Capital Improvement Program and caused the project to be duly advertised on May 6, 2026, in the Rochelle News Leader and on the City’s website; and

**WHEREAS**, sealed bids were publicly opened and read aloud on May 20, 2026, at 11:00 a.m., at which time five (5) bids were received for the project; and

**WHEREAS**, TCI Concrete, Inc. submitted the lowest responsible Base Bid in the amount of \$335,370.00, with an Alternate Bid of \$216,564.00, and Bruns Construction, Inc. submitted the next lowest Base Bid in the amount of \$362,278.00 (a tabulation of the Base Bids is attached herein as Exhibit A) ; and

**WHEREAS**, the Base Bid AND Alternate Bid submitted by TCI Concrete, Inc. is approximately twelve percent (12%) and (2%) below the Engineer’s estimated cost for the project and is therefore deemed favorable and in the best interest of the City; and

**WHEREAS**, due to favorable contract unit pricing, staff is requesting the authority to negotiate change order work in an amount not to exceed \$47,000.00 within the proposed contract to facilitate other improvements within or adjacent to the project area or elsewhere within the City at the contract rate prices; and

**WHEREAS**, the City Engineer believes a majority of the Alternate Bid improvements can be built under a permit, to be issued by the IDOT, within its ROW. It is acknowledged that some modifications may be necessary to move minor sidewalk encroachments on the golf course property to avoid certain above ground utilities and/or relocate utilities.; and

**WHEREAS**, The City Engineer is concerned that delaying the permit, currently in process with IDOT along IL Rte. 251, would substantially add to the approval time and overall project cost because of conditions within an Intergovernmental agreement between the City of Rochelle and the Flagg Rochelle Community Park District (Rochelle Golf Course Property)

**WHEREAS**, the Mayor and City Council find that it is in the best interest of the City and its residents to accept and approve the Base Bid and the Alternate Bid proposal from TCI Concrete, Inc., and reject all other bids.

**BE IT ORDAINED BY THE MAYOR AND CITY COUNCIL OF THE CITY OF ROCHELLE, ILLINOIS:**

SECTION ONE: That the City hereby incorporates all of the recitals above into this Ordinance as if fully set forth herein.

SECTION TWO: The Mayor and City Council hereby accept and approve the Base Bid from TCI Concrete, Inc., in the amount of \$335,370.00 and the Alternate Bid from TCI Concrete, Inc., in the amount of \$216,564.00 for the 2026 Sidewalk Capital Improvement Project. The City Manager or his designee City Engineer is authorized to negotiate a change order subject to the proposal in an amount not to exceed \$47,000. The City Manager or his designee City Engineer is authorized to execute any documents necessary to carry out the intent of this Ordinance subject to review and revision by the City Attorney.

SECTION THREE: If any provision of this Ordinance or application thereof to any person or circumstance is ruled unconstitutional or otherwise invalid, such invalidity shall not affect other provisions or applications of this ordinance that can be given effect without the invalid application or provision, and each invalid provision or invalid application of this Ordinance is severable.

SECTION FOUR: Where the conditions imposed by any provisions of this Ordinance are more restrictive than comparable provisions imposed elsewhere in any other local law, ordinance, resolution, rule or regulation, the regulations of this Ordinance will govern.

SECTION FIVE: The City Clerk shall publish this Ordinance in pamphlet form.

SECTION SIX: This Ordinance shall be in full force and effect from and after its passage, approval and publication in pamphlet form as provided by law.

APPROVED this 26<sup>th</sup> day of May 2026.

ATTEST:

\_\_\_\_\_  
City Clerk

\_\_\_\_\_  
Mayor

**Exhibit A**

City of Rochelle  
 2026 Sidewalk Capital Improvements Program  
 Bid Opening Checklist  
 Bid Opening: May 20, 2026, 11:00 am

Name	Hold Harmless Agreement	Affidavit of Non-Collusion	Bid Bond	Bid Proposal	Base Bid
TCI Concrete Rockford, IL	X	X	X	X	335,370.00
Bruns Construction Rochelle, IL	X	X	X	X	362,278.00
O'Brien Civil Works Mount Morris, IL	X	X	X	X	376,580.00
Triggi Construction West Chicago, IL	X	X	X	X	394,210.00
Alliance Contractors Woodstock, IL	X	X	X	X	431,991.75
AA Construction Concrete Rockford, IL					No Bid
Bruns Construction Rochelle, IL					No Bid
DPI Construction Pecatonica, IL					No Bid
Elliott & Wood DeKalb, IL					No Bid
N-Trak Group Loves Park, IL					No Bid
PH Herrera Construction Marengo, IL					No Bid
Stenstrom Excavation & Blacktop Rockford, IL					No Bid

**Enclosure (1)**

STATE OF ILLINOIS     )  
  )  
COUNTY OF OGLE        )     SS.

CERTIFICATE

I, Rose Huéramo, City Clerk of the City of Rochelle, County of Ogle and State of Illinois, DO HEREBY CERTIFY that the foregoing is a true and correct copy of Ordinance No. \_\_\_\_\_, “AN ORDINANCE ACCEPTING THE BASE BID AND ALTERNATE BID FROM TCI CONCRETE, INC., AND REJECTING ALL OTHER BIDS FOR THE 2026 SIDEWALK CAPITAL IMPROVEMENT PROGRAM” which was adopted by the Mayor and City Council of the City of Rochelle on May 26, 2026.

IN WITNESS WHEREOF, I have hereunto set my hand and affixed the corporate seal of the City of Rochelle this 26<sup>th</sup> day of May 2026.

\_\_\_\_\_  
CITY CLERK