

THE VILLAGE OF



RIDGEWAY

AMENDED PARK & RECREATION COMMISSION MEETING AGENDA

April 07, 2025 at 6:30 PM

Ridgeway Community Center - Room 101/102 208 Jarvis Street, Ridgeway, WI 53582

CALL TO ORDER AND ROLL CALL

CONFIRMATION OF OPEN MEETING

CONSENT AGENDA

1. Meeting Agenda
- [2.](#) Minutes

CORRESPONDENCE, ANNOUNCEMENTS, AND REPORTS


3. Farmers Market Updates
4. DodgerCare program
5. Dog Park update
6. Library Summer Programming
7. Veteran's Memorial Update
8. Spring Park cleaning/repair update
9. Home Talent schedule
- [10.](#) Easter Egg hunt update
11. Park & Rec Volunteer terms expiring
12. Goals 2025 updates

ITEMS FOR CONSIDERATION AND ACTION

- [13.](#) Park Playground Equipment

ADJOURNMENT

Any person(s) with a qualifying disability, as defined by the Americans with Disabilities Act, that requires the meeting or material at the meeting to be in an accessible location or format, must contact the Village Clerk at the address listed above or call 608-924-5881, prior to the meeting so that any necessary arrangements can be made to accommodate each request.



PARK & RECREATION COMMISSION MEETING MINUTES

March 04, 2025 at 6:30 PM

Ridgeway Community Center - Room 101/102 208 Jarvis Street, Ridgeway, WI 53582

CALL TO ORDER AND ROLL CALL

Meeting called to order by Chair Casper at 6:32 pm.

PRESENT: Chair Michele Casper, Trustee Cynthia Niehaus, Trustee Julene Garner, Commissioner Megan James, Commissioner Melissa Hooks, Kevin Meckley-Parks & Streets Superintendent, Marj Riniker-Administrative Services Specialist.

Absent: Commissioner Lexus Barnard
Minutes taken by M Riniker.

CONFIRMATION OF OPEN MEETING

Riniker confirmed this was a properly noticed meeting posted on Feb 26, at the Ridgeway Community Center and the Village website, with notification sent via email/text to subscribers.

MEETING AGENDA

1. Meeting Agenda

Motion by Cindy Niehaus, seconded by Megan James to approve the consent agenda as presented. Motion carried.

2. Minutes

Minutes from Feb 4, 2025 approved.

CORRESPONDENCE, ANNOUNCEMENTS, AND REPORTS

3. Farmers Market Updates

A Chitwood presented.

Winter market going well, great turnouts had new vendors

Will align with Home Talent about brat sale

Summer market will start May 11 Mother's Day

June 28 will be Saturday market, none on June 29

No market July 13 so wont compete with Farmer's Appreciation Day, but will be in parade with some vendors.

Last market will be Oct 12.

Youth market will be back and will move entrance to just off concession stand

Food trucks will be similar to last year but will focus on getting ones that wont compete with concession stand

Looking to get some new music, need a new Produce vendor

Have a reimbursement grant from UW/USDA that shares with other communities for ads, music - will focus on advertising.

4. Community Movie

Movie night went ok - Inside Out 2 was shown. There was pizza and hot dogs for sale with chips/soda and candy. Not a lot of turn out.

Try to do more advertising for it

Try to get a sponsor for the license so can do it outside? \$4-\$500 for it.

Maybe do one winter, one summer, align with Nat'l Night Out maybe?

Tie it in with a Safety Night or something like that or Tues volleyball night

5. DodgerCare program

Email response from Ryan Bohnsack on request for more info - sent presentation packet.

Will follow up with Bryan Brom to see what they are doing to get the interest. Do we recruit or are we just agreeing to opening the building and having the site and don't need to do anything else? Would summer program be here or at DV

Lots of questions still to be answered.

6. Library Updates

Have a new volunteer, could use a couple more.

Mentioned the possibility of donation to use to summer programming

Setting up cleaning schedule so no one person is always doing the cleaning

7. Holiday Helpers Recap

Sent out cards, showed example, have a few left over if needed.

8. Veteran's Memorial

Still waiting on Bruce Co to verify the whether we need bricks with or without nubs. Should get a decision soon and then can order.

9. Easter Planning

We have a bunny now - Matthew

Need to bring eggs up and bunny suit and backdrop and then will Ashley Christiansen know

Michele will update timing sheet and will go over it next month - On Good Friday, be here 3-3:30pm to set up

Discussed logistics of routing thru for returning eggs and doing pics - will utilize boardroom.

Asked Kevin for some traffic cones to help direct traffic

10. Goals for 2025

Handed out assignment sheets and everyone filled with ideas, then discussed and tasked each other with follow-up.

11. New Date for April Meeting

Decided on Monday, April 7

ITEMS FOR CONSIDERATION AND ACTION

ADJOURNMENT

Motion by J Garner seconded by C Niehaus to adjourn at 8:53 pm. Motion carried.

DRAFT

Easter Bunny & Easter Egg Hunt 2025

April 18 at 5:30 - Ridgeway Community Center

Pre-Event Details:

- Ashley Christianson is stuffing all the eggs with candy and creating 200 treat bags for the Easter Bunny. Dropping them off Thursday, April 17.
- Confirmed we have an Easter Bunny & the suit is ready.
- Approved budget of \$1,000 from budget to spend for treats/candy/eggs.
- The P/R Committee agreed to host the event at the Comm. Center on Friday, April 18 at 5:30.
- Kevin will test and organize the sound system so it's ready on April 18 in gym.
- Kevin/Harry to walk outside of the grounds and check for garbage, and safety hazards
- Marj/Harry will set-up bunny photo backdrop, clear traffic path for line to form for Bunny photos for Parents to take photos with cell phones in gym
- Tables set-up in board room with plastic totes for kids to empty candy and leave eggs
- We can send photos to Dodgeville Chronicle by Tuesday, April 22
- Marj with Social Post (Day of) and (Thank you with Photos)

Egg Hunt Prep:

- We will hide eggs at the Community Center from 3:30 – 4:30.
- Need Committee & Volunteers to hide eggs. (10-12 Volunteers)
- All plastic eggs
 - 0-2 kids front of CC
 - 3-4 kids front of CC
 - 5-7 kids lower back grass area/soccer field
 - 8 – 10 playground area
 - 11+ pavement/green area closer to Steve V.'s house

Event Run of Show:

- Kids/Parents arrive, direct them to the gym
- At 5:30, welcome attendees via sound system
- Have team leaders with age group signs visible
- Separate kids by age group
- Kids will follow team leader to their respective area
- Team leader announces where the boundaries are and starts the hunt
- Once kids are done, they can go back into CC to have pictures with Easter Bunny and drop off plastic eggs
- Once all kids are gone, pack up totes, etc.

Event Recap:

- Make sure Marj has what she needs for the Dodgeville Chronicle
- Capture feedback from volunteers at the next P/Rec meeting for next year

Baseball Glove Spring Rider

March 5, 2019 Baseball Glove Spring Rider

Item 13.



*Custom products are shown as conceptual only. *Custom product manufacturing time for this project will be approximately 8 weeks from the time of LSI order acceptance.

©2019 Landscape Structures. All Rights Reserved.



FOR A BETTER TOMORROW
WE PLAY TODAY

shapedbyplay.com

Proudly presented by:



Baseball Sit-In Spring Rider

CP002786

March 1, 2019

Baseball Sit-In Spring Rider

Item 13.



*Custom products are shown as conceptual only. *Custom product manufacturing time for this project will be approximately 6 weeks from the time of LSI order acceptance.

©2019 Landscape Structures. All Rights Reserved.



FOR A BETTER TOMORROW
WE PLAY TODAY

shapedbyplay.com

Proudly presented by:





Gerber Leisure Products, INC.

PO Box 42
 Mount Horeb, WI 53572
 Phone: 800-236-7758

Prepared by: Kyla Reamon - kyla@gerberleisure.com

QUOTE

DATE:	4/3/2025
QUOTE Name:	Horse Spring Rider
Valid Until:	30 days

Customer
Village of Ridgeway

DESCRIPTION	QTY	PRICE	AMOUNT
233060B: DigiRider® Horse Direct Bury *Surface Mount option available for \$1,540.00	1	1830	1,830.00
			0.00
			0.00
			0.00
Freight to Ridgeway, WI 53582 via common carrier minimum	1	360	360.00
			0.00
Installation to be completed by Village of Ridgeway representatives and is not included in this quote.			0.00
			0.00

The equipment that I have proposed would comply with the current ADA guidelines in and of itself assuming that accessible resilient surfacing is supplied underneath the equipment including under and around the auxiliary ground level equipment, and an access pathway to the area is provided

TERMS AND CONDITIONS


1. All invoices will be sent via QuickBooks. A 3% CC fee will be applied to any CC payments.
 2. Full payment of materials over 5K is due to place the order
 3. Customer will be billed for applicable installation services and surfacing materials/services at start of work
 4. Additional agreed upon services will be billed upon completion of the project
 5. Final payment will be due within 30 days of invoice date, a late fee of 3% per month will be added to any late payments
 6. Please mail or email signed price quote to the address above
- Customer Acceptance (sign below):*

Subtotal	\$2,190.00
Taxable	\$0.00
Tax rate	0.000%
Tax due	\$0.00
Other	\$0.00
TOTAL Due	\$2,190.00

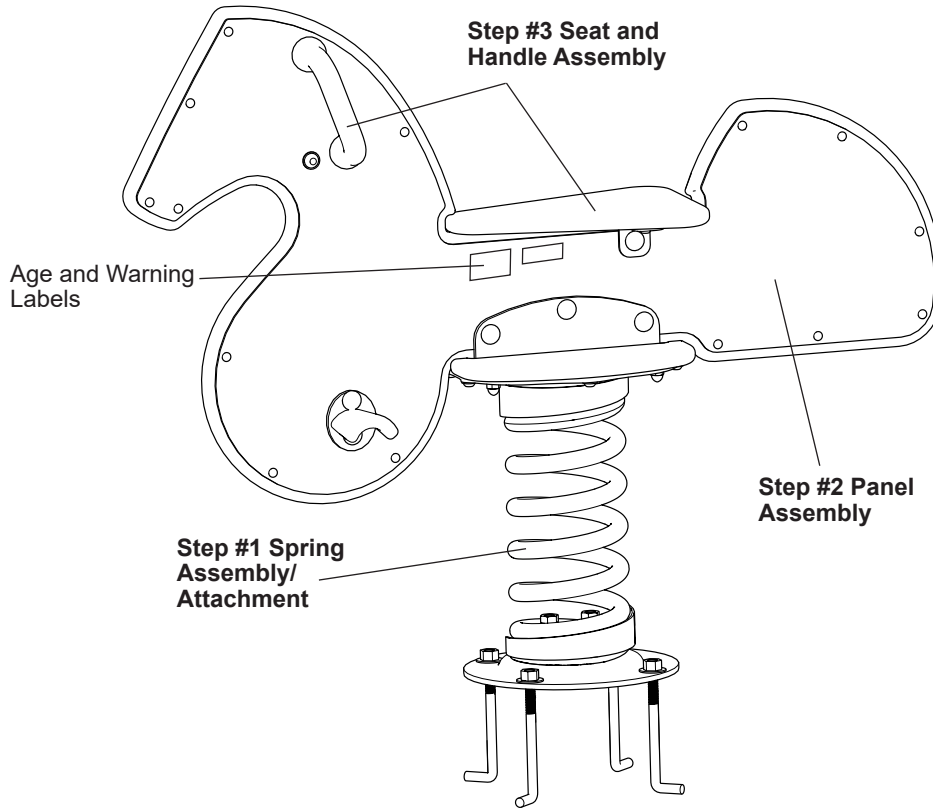
x _____
 Print Name:

If you have any questions about this price quote, please contact: Kyla Reamon at 608-437-7037 / kyla@gerberleisure.com

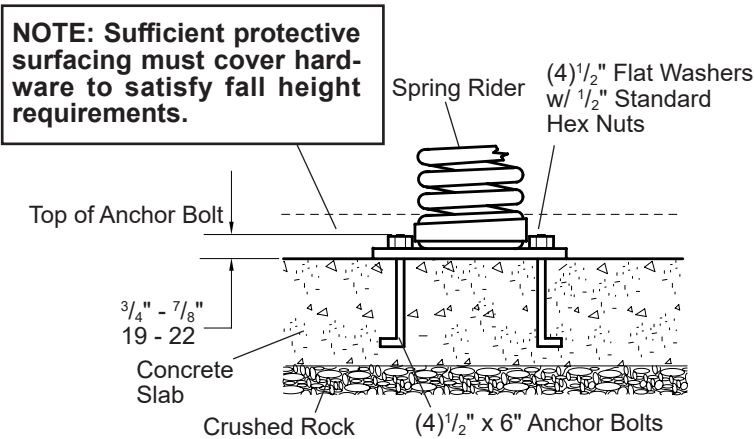
Thank You For Your Business!

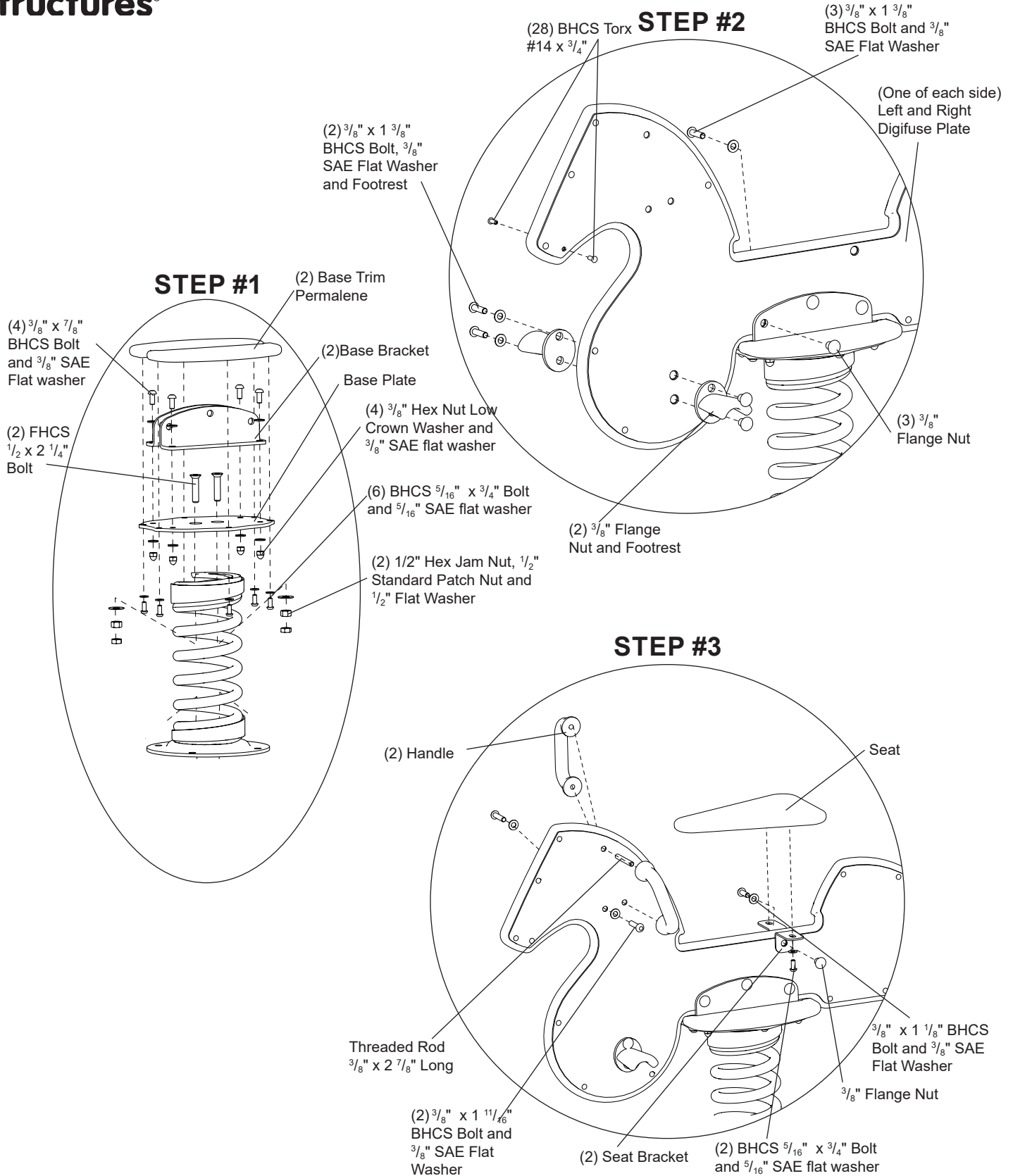


DIGIRIDER HORSE



SECTION/ SURFACE MOUNTING





Part#	Description	Qty.
136479	Foot Rest, Black	2
228361	Tuffriders DigiFuse Seat Brkt, Black	2
132276	Spring Assembly, Black.....	1
229817	Tuffriders DigiFuse Base Plate Pnt, Black.....	1
229818	Tuffriders DigiFuse Base Bracket Pnt, Black.....	2
105752	Handle, Black	2
115154	(Direct Bury) Leg Spring, Black	1
237178	Boxed DigiRider Horse Plastic.....	1
230338	Tuffriders Horse Main Perm, Black	1
230341	Tuffriders Horse DigiFuse Left	1
230344	Tuffriders Horse DigiFuse Right	1
230047	Tuffriders Base Trim Perm, Black.....	2
230808	Tuffriders Seat w/ Inserts, Gray.....	1
293801	Hdw Pkg DigiFuse Horse.....	1
100196	BHCS 6LP 3/8 x 7/8" SST.....	4
100363	Washer Flat 1/2" SST	2
100198	BHCS 6LP 3/8 x 1 1/8" SST.....	1
100349	Nut L/C CAP 3/8", SST	4
100353	3/8" Flange Nut w/Pin, SST.....	6
100365	3/8" SAE Flat Washer, SST.....	16
113027	BHCS 6LP 3/8 x 1 3/8", SST.....	5
127463	Bit Hex TPP T-27 (TORX).....	1
130824	FHCS 1/2 x 2 1/4", SST.....	2
200332	Label Play Safe 2-12 Years.....	1
129692	1/2" Standard Patch Nut, SST	2
129693	1/2" Hex Jam Nut, SST	2
216760	BHCS Torx #14 x 3/4" SST Thread Type A.....	28
223807	BHCS 6LP 5/16" - 18 x 3/4", SST.....	8
223956	Washer Flat SAE 5/16" SST.....	8
183064	Warning Label	1
100643	Threaded Rod 3/8" x 2 7/8", SST	1
123224	BHCS 6LP 3/8 x 1 11/16", SST	2
120202	Spring Animal Anchor (SM) Hardware Package ...	1
100262	1/2" x 6" Anchor Bolt.....	4
100322	1/2" Standard Hex Nut, SST	4
100363	1/2" Flat Washer, SST	4
115326	Spring Rider (DB) Hardware Package	1
100198	3/8" x 1 1/8" BHCS w/Pin, SST	4
100327	3/8" Standard Hex Nut, SST	4
100365	3/8" SAE Flat Washer, SST.....	8

DB= Direct Bury
SM= Surface Mount

Specifications

Spring: Weldment comprised of 5 5/8" (142,88 mm) diameter 13/16" (20,64 mm) tempered alloy steel coil. Finish: ProShield®, black in color.

DigiFuse Panels: Made from 1/8" (3,17 mm) thick aluminum sheet. Dye sublimation printed digital artwork is fused onto the powdercoated substrate.

Spring Wedge: Casting made from A-356T-6 aluminum. Finish: ProShield, color specified.

Leg: Weldment comprised of 3 1/2" O.D. RS-20 (.120" - .130") galvanized steel tubing and 1/4" x 10" diameter HRPO zinc plated steel mounting plates. Finish: ProShield, Black in Color.

Permalene Panels: Permalene Main Panel and Trim Panels. Black in Color, Seat Panel, Gray in Color.

Brackets: Fabricated from 7Ga (.179") HRS. Finish: ProShield, Black in Color.

Base Plate: Fabricated from 1/4" x 10" HRPO formed plate. Finish: ProShield, Black in Color.

Footrest: Cast from 356-T6 aluminum alloy. Finish: ProShield, Black in Color.

Handles: Cast from 356 aluminum alloy. Finish: ProShield, Black in Color.

Fasteners: Primary fasteners shall be socketed and pinned Tamperproof in design, stainless steel (SST) per ASTM F 879 unless otherwise indicated (see specific product installation/specifications).

Installation Time: Approx. 3 man hours

Concrete Req.: Approx. 10 cu. ft. DB= 3 Cubic FT.

Area Req.: 13'-0" x 15'-0" (3,96 m x 4,57 m) minimum use zone

Weight: 92 lbs. Direct Bury
76 lbs. Surface Mount

Seat Height: 18 3/4" (520 mm)

Fall Height: 20" (510 mm)

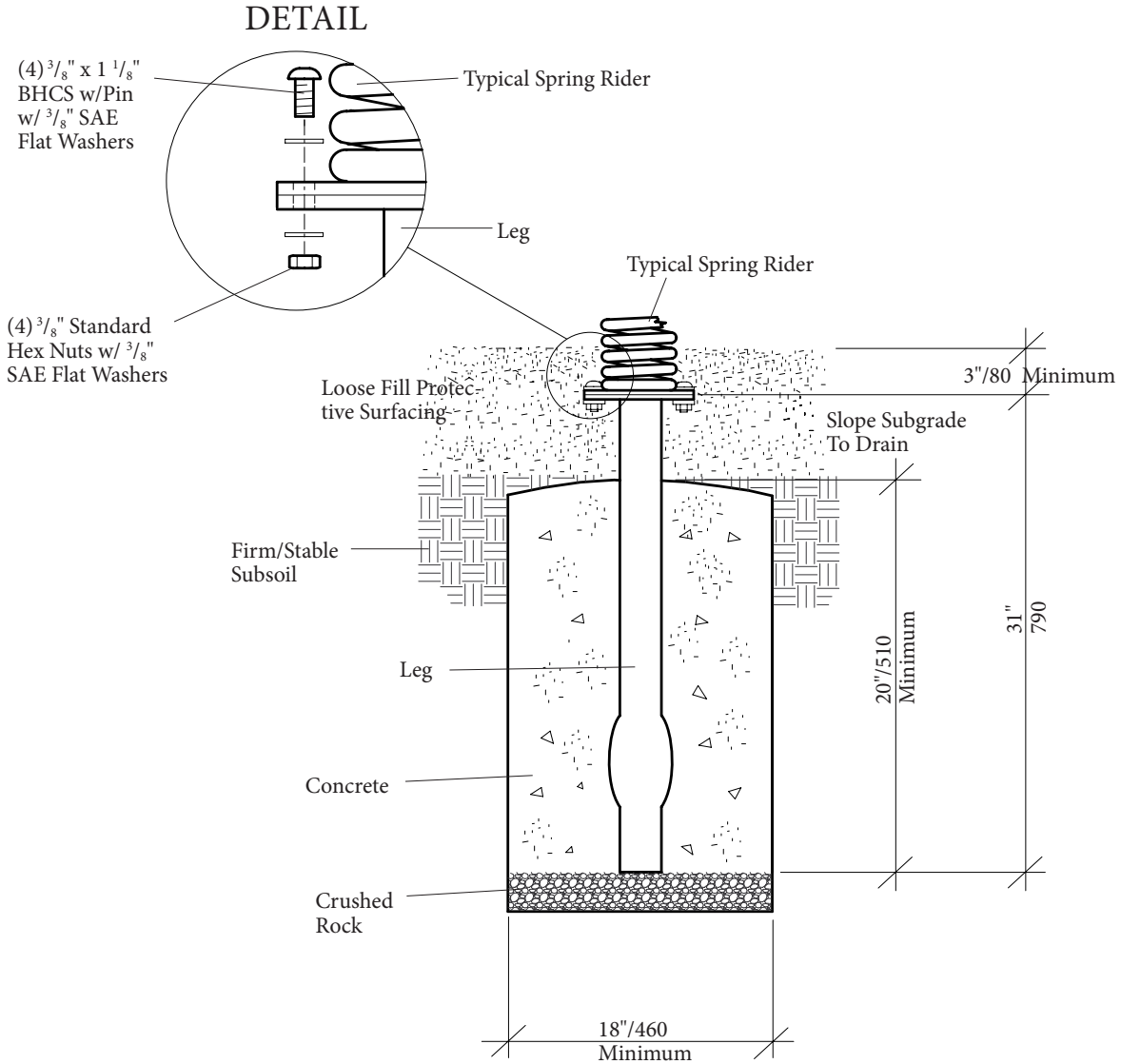
Installation Instructions

Surface Mounting On Concrete Slab

- Using the spring base plate as a pattern, make a plywood template for anchor bolt placement.
- Attach 1/2" x 6" anchor bolts with 1/2" flat washers and 1/2" standard hex nuts to holes in template. Allow 3/4" to 7/8" of thread to protrude from concrete.
- Pour concrete slab and lay template on surface in level position. Push anchor bolts into concrete, allowing 72 hours before template removal.
- Attach spring assembly to anchor bolts in concrete with 1/2" standard hex nuts and 1/2" flat washers. Assembly spring to attachments. **Refer to Step 1.**
- Attach DigiFuse to Permalene Panels, then attach spring and foot pedals. **Refer to Step 2.**
- Attach steering wheel and seat to panels. **Refer to Step 3.**
- Final tighten all fasteners.
- Apply labels as shown.
- Install protective surfacing before users are allowed to play on the component. A minimum of 2" of protective surfacing should cover base plate and anchor bolts.

Direct Bury Mounting

- Dig footing hole as shown.
- Attach leg to spring assembly of spring rider using 3/8" x 1 1/8" BHCS w/pin with 3/8" SAE flat washers and 3/8" standard hex nuts with 3/8" SAE flat washers.
- With leg plumb and spring rider propped up, pour concrete footing and let cure for a minimum of 72 hours before using.
- Install protective surfacing before users are allowed to play on the component.





Gerber Leisure Products, INC.

PO Box 42
 Mount Horeb, WI 53572
 Phone: 800-236-7758

Prepared by: Kyla Reamon - kyla@gerberleisure.com

QUOTE

DATE:	4/3/2025
QUOTE Name:	Custom Spring Riders
Valid Until:	30 days

Customer
Village of Ridgeway

DESCRIPTION	QTY	PRICE	AMOUNT
CP007071 BASEBALL GLOVE SPRING RIDER DB Sit-in style.	1	2310	2,310.00
CP002786 BASEBALL SIT-IN DIGIFUSE® SPRING RIDER DB with Permalene backer	1	3225	3,225.00
*Both are quoted as direct bury installations. If a Surface Mount is desired, please let me know			
Freight to Ridgeway, WI 53582 via common carrier minimum	1	360	360.00
Installation to be completed by Village of Ridgeway representatives and is not included in this quote.			0.00
			0.00

The equipment that I have proposed would comply with the current ADA guidelines in and of itself assuming that accessible resilient surfacing is supplied underneath the equipment including under and around the auxiliary ground level equipment, and an access pathway to the area is provided

TERMS AND CONDITIONS

- All invoices will be sent via QuickBooks. A 3% CC fee will be applied to any CC payments.
 - Full payment of materials is due to place the order \$5,895.00
 - Customer will be billed for applicable installation services and surfacing materials/services at start of work
 - Additional agreed upon services will be billed upon completion of the project
 - Final payment will be due within 30 days of invoice date, a late fee of 3% per month will be added to any late payments
 - Please mail or email signed price quote to the address above
- Customer Acceptance (sign below):*

Subtotal	\$5,895.00
Taxable	\$0.00
Tax rate	0.000%
Tax due	\$0.00
Other	\$0.00
TOTAL Due	\$5,895.00

x _____
 Print Name:

If you have any questions about this price quote, please contact: Kyla Reamon at 608-437-7037 / kyla@gerberleisure.com

Thank You For Your Business!