

THE VILLAGE OF



# RIDGWAY

## BOARD OF TRUSTEES MEETING AGENDA

July 11, 2023 at 7:00 PM

Ridgeway Community Center - Room 101/102 208 Jarvis Street, Ridgeway, WI 53582

---

### CALL TO ORDER AND ROLL CALL

### CONFIRMATION OF OPEN MEETING

### PLEDGE OF ALLEGIANCE

### PUBLIC COMMENT

### CONSENT AGENDA

1. Minutes to be Adopted: 06/13/2023 Regular Board of Trustees Meeting; 06/12/2023 and 06/13/2023 Finance Committee Meetings
2. ACH Payments and General Fund Disbursements
3. Adoption of Agenda

### ANNOUNCEMENTS, DEPARTMENT REPORTS, AND CORRESPONDENCE


4. Announcements
5. Correspondence
6. Department Reports

### ITEMS FOR CONSIDERATION AND ACTION

7. 2023-2024 Liquor License Applications - Neighbors and Doodle's
8. LTE Police Clerk
9. MHTC - <https://mhtc.net/fiber-process/>
10. Utility Locator/GPS Map of Utilities
11. Barneveld Brigham Fire Rescue Protection District Agreement
12. Level 2 Service for the WWTP Generator
13. RTU Maintenance Agreement
14. Sale of Portable Building
15. Legacy Solar Coop Proposal
16. 2023 Park Improvements Project
17. Dog Park Lighting Options

- [18.](#) Wisconsin Department of Employee Trust Funds/Retirement System  
<https://etf.wi.gov/employers/joining-etf-administered-benefit-programs>
- [19.](#) Office Computer/Server Replacement

**ADJOURNMENT**



## BOARD OF TRUSTEES MEETING MINUTES

June 13, 2023 at 7:00 PM

Ridgeway Community Center - Room 101/102 208 Jarvis Street, Ridgeway, WI 53582

---

### CALL TO ORDER AND ROLL CALL

Meeting called to order by Chair Casper at 7:00 pm.

PRESENT: President Michele Casper, Trustee Cindy Niehaus, Trustee Kellee Venden, Trustee Ruth Nevins, Trustee Rick Short, Trustee Julene Garner, Trustee Steve Vosberg, Dale Peterson-Director of Public Works, Hailey Roessler-Clerk/Treasurer, Marshal Michael Gorham, Bradend Losby-Streets and Parks Superintendent

### CONFIRMATION OF OPEN MEETING

Roessler confirmed this was a properly noticed meeting posted on Friday, June 9, 2023, at the Ridgeway Community Center, and the Village website with notification sent via email/text to subscribers.

### PLEDGE OF ALLEGIANCE

The pledge was recited.

### PUBLIC COMMENT

There was no one wishing to speak.

### CONSENT AGENDA

**Motion by Nevins, Seconded by Short, to adopt the consent agenda as presented. Motion carried.**

1. Minutes to be Adopted:  
Board Meetings: 05/08/2023, 05/09/2023, 05/15/2023, 05/31/2023  
Finance Committee: 05/31/2023, 06/12/2023
2. ACH Payments and General Fund Disbursements, Renu Invoice 2201
3. Adoption of Agenda

### ANNOUNCEMENTS, DEPARTMENT REPORTS, AND CORRESPONDENCE

#### 4. ANNOUNCEMENTS

Public Works, Safety, and Health Committee Meeting will be Thursday, July 20 at 5:00 pm. Vosberg would like to see what it would look like to have a contracted service perform the maintenance. True Blue Real Estate would like to discuss a property sale with the village. The Finance Committee would like to meet with them Friday, June 23, 2023 if they are available. A potential fireworks permit was discussed. Casper will not be able to attend the July board meeting and trustees will elect an alternate chair for the meeting.

#### 5. Department Reports

Marshal Gorham requested that the Trustees review the policy for work in other municipalities. Casper indicated that Marshal should ask if Dodgeville can pay him directly for his work at Dodgefest. Peterson will get quotes for abandonment and a permanent cover on the culvert. Roessler will investigate the parcel documents for village owned land off E Wells Street.

#### 6. Correspondence

Fire Call/Noon Whistle Referred to Public Works, Safety, and Health Committee for Best Practices Recommendation to Board

### ITEMS FOR CONSIDERATION AND ACTION

#### 7. 2023-2024 Liquor License Applications

**Motion by Short, Seconded by Vosberg, to authorize liquor licenses as applied for be issued to DRS Enterprises/Badgermart, Beckett-Kurth American Legion, and Corey Phelan/Porky's Pub. Motion carried.**

#### 8. Provisional Liquor License Ordinance Amendment to Chapter 8 Licenses and Permits

**Motion by Niehaus, Seconded by Short, to approve Provisional Liquor License amendments to Chapter 8. Motion carried.**

#### 9. Private Property Sign Request - Tracy and Susan Peterson

Tracy Peterson was present to request trustees take action on a persistent wave of people coming down his private drive with their dogs. He asked for a private property sign at the end of Fuller's property as the first private property parcel before his driveway and private property.

**Motion by Nevins, Seconded by Garner, to put a private property sign at the end of the dog park prior to the private property to prevent trespassing. Motion carried.**

#### 10. Camera Equipment Installation for Village Squad

**Tabled until July.**

#### 11. Verizon Site Lease

**Motion by Vosberg, Seconded by Garner, to counter the lease agreement presented by Verizon with keeping the rent amount the same as prior years at \$2,389 with the 3% annual increase each year thereafter. Motion carried.**

12. Compliance Maintenance Annual Report

**Motion by Short, Seconded by Niehaus, to adopt Resolution 2023-06 NR208 Compliance Maintenance Resolution. Motion carried.**

13. WWTP Blower Variable Frequency Drive

**Motion by Nevins, Seconded by Garner, to authorize \$ 2,956.21 for repairs to the variable frequency drive at the wastewater treatment plant. Motion carried.**

14. Utility Rate Long Range Cash Flow Projections - Ehlers Estimate

**Motion by Vosberg, Seconded by Venden, to accept the proposal from Ehlers for Utilities Long Range Cash Flow Projection. Motion carried.**

15. 2023 Park and Village Green Improvements Update

Roessler updated trustees regarding the grant budget application and timeline. Parkitecture's design elements are expected next month along with the DNR-LWCF contract.

16. Playground Mulch

**Motion by Short, Seconded by Niehaus, to authorize up to \$1,246 for playground mulch for whomever can get it delivered first. Motion carried.**

17. CDL Training for Braden Losby

**Motion by Nevins, Seconded by Venden, to authorize \$800 for training, plus mileage, board, and testing fees. Motion carried.**

18. 620 Main Street Survey - CSM

**Motion by Nevins, Seconded by Short, to accept a \$2,500 certified survey map for 620 Main Street allowing for the setbacks, out of cash reserve. Motion carried.**

19. Slow Children at Play Sign Request - Cardinal Way Subdivision

Roessler will reach out to American Family Insurance for some signs.

20. Sign Quotes - Welcome Home Signs, Public Works Shop Sign

**Motion by Vosberg, Seconded by Garner, to ask Funk's to perform sanding cleaning and painting for both Welcome Home signs for \$1,210. Motion carried.**

21. Johnson Controls Simplex Fire Alarm Service

Roessler indicated Brad Eno from Uplands Fire Systems performed the work.

22. Barneveld Brigham Fire Rescue Protection District Agreement

Tabled until July meeting.

23. Assessor RFP

**Motion by Vosberg, Seconded by Venden, to approve the RFP to publish and recruit proposals for a new village assessor. Motion carried.**

**ADJOURNMENT**

**Motion by Venden, Seconded by Garner, to adjourn at 9:34 pm. Motion carried.**



# RIDGEWAY

## FINANCE COMMITTEE MEETING MINUTES

June 13, 2023 at 5:00 PM

Ridgeway Community Center - Library (Room 110/111) 208 Jarvis Street, Ridgeway, WI 53582

---

### CALL TO ORDER AND ROLL CALL

Meeting called to order by Chair Casper at 5:00 pm.

PRESENT: Michele Casper, Kellee Venden, Steve Vosberg

### CONFIRMATION OF OPEN MEETING

Casper confirmed the meeting had been properly noticed.

### ITEMS FOR CONSIDERATION AND ACTION

1. Convene in closed session pursuant to State Statute 19.85(1) (c) considering employment promotion, compensation, or performance evaluation data of any public employee over which the government body has jurisdiction.

**Motion by Venden, Seconded by Vosberg, to convene in closed session pursuant to State Statute 19.85(1) (c) considering employment promotion, compensation, or performance evaluation data of any public employee over which the government body has jurisdiction. Motion carried.**

### ADJOURNMENT

**Motion by Venden, Seconded by Vosberg, to adjourn at 7:00 pm. Motion carried.**



# RIDGEWAY

## FINANCE COMMITTEE MEETING MINUTES

June 12, 2023 at 6:00 PM

Ridgeway Community Center - Library (Room 110/111) 208 Jarvis Street, Ridgeway, WI 53582

---

### CALL TO ORDER AND ROLL CALL

Meeting called to order at 6:10 pm.

PRESENT: Michele Casper, Kellee Venden

### ITEMS FOR CONSIDERATION AND ACTION

1. Convene in closed session pursuant to State Statute 19.85(1) (c) considering employment promotion, compensation, or performance evaluation data of any public employee over which the government body has jurisdiction: Police Clerk Interviews

**Motion by Venden, Seconded by Casper, to convene in closed session pursuant to State Statute 19.85(1) (c) considering employment promotion, compensation, or performance evaluation data of any public employee over which the government body has jurisdiction for LTE Police Clerk Interviews. Motion carried.**

### ADJOURNMENT

**Motion by Venden, Seconded by Casper, to adjourn at 8:30 pm. Motion carried.**

7/05/2023

3:35 PM

Check Register - Full Report - Manual

Page: 1

ALL Checks

ACCT

CHASE VISA CARD

Dated From:

From Account:

Thru:

Thru Account:

Check Nbr	Check Date	Payee	Amount
	STORE 6/01/2023	COSTCO	
		SODA, GATORADE, DRUMSTICKS, CHIPS	
		Manual Check	
150-00-55200-000-400		CONCESSION STAND INVENTORY EXP	258.69
		SODA, GATORADE, DRUMSTICKS, CHIPS	
		Total	258.69
	STORE 6/24/2023	HOLLANDALE GROCERY	
		BUNS, KRAUT	
		Manual Check	
150-00-55200-000-400		CONCESSION STAND INVENTORY EXP	29.01
		BUNS, KRAUT	
		Total	29.01
	STORE 5/30/2023	FARM & FLEET	
		ZIPLOC BAGS	
		Manual Check	
400-00-53610-000-821		OPERATION EXPENSES	12.29
		ZIPLOC BAGS	
		Total	12.29
	STORE 6/13/2023	FARM & FLEET	
		WASHERS, TAPE, CARBERTR. BALL MOUNT	
		Manual Check	
100-00-53311-735-000		STREETS - MATERIALS	65.95
		WASHERS, TAPE, CARBERTR. BALL MOUNT	
		Total	65.95
	STORE 6/13/2023	FARM & FLEET	
		HYDRAULIC FLUID, BLADE ADAPTER	
		Manual Check	
100-00-53311-735-000		STREETS - MATERIALS	75.97
		HYDRAULIC FLUID, BLADE ADAPTER	
		Total	75.97
	STORE 6/16/2023	FARM & FLEET	
		TAPE, AUGER, TOOLS, WASHERS, NUTS	
		Manual Check	
100-00-55200-745-000		PARK - SUPPLIES	166.28
		TAPE, AUGER, TOOLS, WASHERS, NUTS	
		Total	166.28
	STORE 6/19/2023	MT HOREB LUMBER DO IT BEST	
		BOLTS/WASHERS, CABLE TIES, DRAIN OPENER	
		Manual Check	
100-00-55200-745-000		PARK - SUPPLIES	63.42
		BOLTS/WASHERS, CABLE TIES, DRAIN OPENER	

7/05/2023

3:35 PM

Check Register - Full Report - Manual

Page: 2

ALL Checks

ACCT

CHASE VISA CARD

Dated From:

From Account:

Thru:

Thru Account:

Check Nbr	Check Date	Payee	Amount
<b>Total</b>			63.42
	6/21/2023	STORE HARBOR FREIGHT TOOLS TRANSFER PUMP FOR WATER TANK	Manual Check
100-00-55200-745-000		PARK - SUPPLIES TRANSFER PUMP FOR WATER TANK	149.99
<b>Total</b>			149.99
	6/21/2023	STORE WAL-MART SUMMER CAMP, FUNDED BY STACK FOUNDATION	Manual Check
150-00-55500-000-000		EVENT EXPENSES SUMMER CAMP, FUNDED BY STACK FOUNDATION	112.13
<b>Total</b>			112.13
	6/14/2023	STORE TARGET SUMMER CAMP, FUNDED BY STACK FOUNDATION	Manual Check
150-00-55500-000-000		EVENT EXPENSES SUMMER CAMP, FUNDED BY STACK FOUNDATION	27.43
<b>Total</b>			27.43
	5/26/2023	ONLINE OFFICE DEPOT paper	Manual Check
100-00-51420-310-000		CLERK OFFICE SUPPLIES paper	29.99
100-00-52100-310-000		POLICE - OFFICE SUPPLIES paper	10.00
<b>Total</b>			39.99
	6/19/2023	ONLINE IOWA COUNTY REGISTER OF DEEDS CSM RECORDING DOCUMENT DOWNLOADS	Manual Check
100-00-51980-000-000		OTHER GENERAL GOV'T CSM RECORDING DOCUMENT DOWNLOADS	59.00
<b>Total</b>			59.00
	6/20/2023	ONLINE GOLDLINE CDL CDL TRAINING, B LOSBY	Manual Check
100-00-53311-330-000		STREETS - TRAINING & EDUCATION CDL TRAINING, B LOSBY	800.00
<b>Total</b>			800.00

7/05/2023

3:35 PM

Check Register - Full Report - Manual

Page: 3

ALL Checks

ACCT

CHASE VISA CARD

Dated From:

From Account:

Thru:

Thru Account:

Check Nbr	Check Date	Payee		Amount
ONLINE	6/09/2023	AMAZON		
		RESTROOM HAND TOWELS	Manual Check	
100-00-51980-763-000		FACILITIES MATERIALS		22.49
		SANITARY NAPKIN BAGS		
			Total	22.49
ONLINE	6/08/2023	AMAZON		
		RESTROOM HAND TOWELS	Manual Check	
100-00-51980-763-000		FACILITIES MATERIALS		45.95
		RESTROOM HAND TOWELS		
			Total	45.95
ONLINE	6/15/2023	AMAZON		
		RESTROOM HAND TOWELS	Manual Check	
100-00-51980-763-000		FACILITIES MATERIALS		68.01
		RESTROOM HAND TOWELS		
			Total	68.01
ONLINE	6/23/2023	AMAZON		
		GLOVES FOR CHICKEN DISTRIBUTION	Manual Check	
150-00-55500-000-000		EVENT EXPENSES		26.48
		GLOVES FOR CHICKEN DISTRIBUTION		
			Total	26.48
ONLINE	6/02/2023	AMAZON		
		MIXING BOTTLE	Manual Check	
100-00-53311-735-000		STREETS - MATERIALS		15.98
		MIXING BOTTLE		
			Total	15.98
ONLINE	6/02/2023	AMAZON		
		SHELF CLIPS	Manual Check	
150-00-55200-000-450		CONCESSION STAND EXPENSE - OTH		12.98
		SHELF CLIPS		
			Total	12.98
ONLINE	6/09/2023	AMAZON		
		TAPE DISPENSER	Manual Check	
300-00-53611-000-833		MAINT OF TREATMENT SYSTEM		30.83
		TAPE DISPENSER		

7/05/2023

3:35 PM

Check Register - Full Report - Manual

Page: 4

ALL Checks

ACCT

CHASE VISA CARD

Dated From:

From Account:

Thru:

Thru Account:

Check Nbr	Check Date	Payee	Amount
<b>Total</b>			30.83
ONLINE	6/22/2023	AMAZON	
		TRASH BAGS	Manual Check
100-00-55200-744-000		PARK - MATERIALS	17.95
		TRASH BAGS	
<b>Total</b>			17.95
ONLINE	6/20/2023	AMAZON	
		TRASH CAN LINERS	Manual Check
100-00-55200-744-000		PARK - MATERIALS	30.08
		TRASH CAN LINERS	
300-00-53612-000-851		OFFICE SUPPLIES	19.97
		CLIPBOARDS	
<b>Total</b>			50.05
ONLINE	6/23/2023	SCALESPLUS	
		SCALE FOR WELL 1	Manual Check
400-00-53710-000-681		OFFICE SUPPLIES	195.05
		SCALE FOR WELL 1	
<b>Total</b>			195.05
ONLINE	6/09/2023	AMAZON	
		BODY CAMERA	Manual Check
100-00-52100-430-000		POLICE - EQUIPMENT PURCHASED	174.59
		BODY CAMERA	
<b>Total</b>			174.59
ONLINE	6/08/2023	AMAZON	
		TRASH CAN LINERS	Manual Check
100-00-55200-744-000		PARK - MATERIALS	53.20
		TRASH CAN LINERS	
300-00-18200-000-300		CONST IN PROGRESS-WWTP	18.77
		HANGERS, TAPE	
<b>Total</b>			71.97
<b>Grand Total</b>			2,592.48

7/05/2023 3:35 PM

Check Register - Full Report - Manual  
ALL Checks  
CHASE VISA CARD

Page: 5  
ACCT

Dated From: From Account:  
Thru: Thru Account:

	Amount
<hr/>	
Total Expenditure from Fund # 100 - GENERAL FUND	1,848.85
Total Expenditure from Fund # 150 - PUBLIC PROPERTY AND EVENTS	466.72
Total Expenditure from Fund # 300 - SEWER FUND	69.57
Total Expenditure from Fund # 400 - WATER FUND	207.34
Total Expenditure from all Funds	2,592.48

7/05/2023

1:32 PM

Reprint Check Register - Full Report - ALL

Page: 1  
ACCT

1-POOLED CHECKING ACCOUNT \*\*0307

Accounting Checks

Posted From: 6/01/2023 From Account:  
Thru: 6/30/2023 Thru Account:

Check Nbr	Check Date	Payee	Amount
CASH	6/30/2023	VILLAGE OF RIDGEWAY - CONCESSION STAND	
		CONCESSION STAND CASH July 4 2023	
			Manual Check
150-00-55200-000-450		CONCESSION STAND EXPENSE - OTH	1,000.00
		CONCESSION STAND CASH July 4 2023	
		Total	1,000.00
184285	6/13/2023	ANTICS ENTERTAINMENT	
		Bounce House July 2, 2023 Celebration	
150-00-55500-000-000		EVENT EXPENSES	500.00
		Bounce House July 2, 2023 Celebration	
		Total	500.00
184286	6/13/2023	ASPHALT APPEAL, LLC	
		Invoice2201 dated 05.10.2023	
100-00-53311-715-000		STREETS MAINTENANCE	7,400.00
		Invoice2201 dated 05.10.2023	
150-00-55200-000-100		PARK - OUTSIDE SERVICE	3,900.00
		Invoice2203 dated 05.10.2023	
		Total	11,300.00
184287	6/13/2023	AT-SCENE LLC	
		iCrimeFighterSubscription	
100-00-52100-450-000		POLICE - COMPUTER/SOFTWARE	350.00
		iCrimeFighterSubscription	
		Total	350.00
184288	6/13/2023	B & M TECHNICAL SERVICES, INC.	
		LIFT STATION RAIL REPAIRS APVD03.14.23	
300-00-53611-000-833		MAINT OF TREATMENT SYSTEM	4,369.00
		LIFT STATION RAIL REPAIRS APVD03.14.23	
		Total	4,369.00
184289	6/13/2023	BADGER METER	
		MAY 2023	
400-00-53612-000-840		BILLING & ACCOUNTING	98.80
		MAY 2023	
		Total	98.80
184290	6/13/2023	CHASE CARD SERVICES	

7/05/2023

1:32 PM

Reprint Check Register - Full Report - ALL

Page: 2  
ACCT

1-POOLED CHECKING ACCOUNT \*\*0307

Accounting Checks

Posted From: 6/01/2023 From Account:  
Thru: 6/30/2023 Thru Account:

Check Nbr	Check Date	Payee	Amount
100-00-21800-000-000		CREDIT CARD PAYABLE	1,182.25
150-00-21800-000-000		CREDIT CARD PAYABLE	460.65
300-00-21800-000-000		CREDIT CARD PAYABLE	229.91
400-00-21800-000-000		CREDIT CARD PAYABLE	201.16
<b>Total</b>			<b>2,073.97</b>

184291 6/13/2023 CINTAS CORP.

300-00-53311-000-852		UNIFORMS	40.83
400-00-53311-000-852		UNIFORMS	40.82
100-00-53311-755-000		STREETS - UNIFORMS	55.97
100-00-51980-760-000		FACILITIES UTILIITIES	87.35
<b>Total</b>			<b>224.97</b>

184292 6/13/2023 CT LABORATORIES  
Inv177915 WWTP Sludge

300-00-53612-000-852		CONTRACTED SERVICES	758.00
Inv177915 WWTP Sludge			
<b>Total</b>			<b>758.00</b>

184293 6/13/2023 CULLIGAN TOTAL WATER TREATMENT  
40# Solar Salt - Community Center

100-00-51980-760-000		FACILITIES UTILIITIES	0.00
40# Solar Salt - Community Center			
100-00-51600-100-000		VILLAGE HALL UTILITIES	12.56
Water Service			
<b>Total</b>			<b>12.56</b>

184294 6/13/2023 DEAN HEALTH PLAN  
July 2023 - M Gorham

100-00-21530-000-000		HEALTH & DENTAL INS PAYABLE	1,123.52
July 2023 - M Gorham			
100-00-21530-000-000		HEALTH & DENTAL INS PAYABLE	883.21
July 2023 - H Roessler			

7/05/2023

1:32 PM

Reprint Check Register - Full Report - ALL

Page: 3  
ACCT

1-POOLED CHECKING ACCOUNT \*\*0307

Accounting Checks

Posted From: 6/01/2023 From Account:  
Thru: 6/30/2023 Thru Account:

Check Nbr	Check Date	Payee	Amount
100-00-21530-000-000		HEALTH & DENTAL INS PAYABLE	493.41
	July 2023	- M Johnson	
300-00-53612-000-854		EMPLOYEE BENEFITS	920.46
	July 2023	- D Peterson	
400-00-53710-000-686		EMPLOYEE BENEFITS	920.47
	July 2023	- D Peterson	
<b>Total</b>			<b>4,341.07</b>

184295 6/13/2023 DELTA 3 ENGINEERING, INC.  
INV20361, INV20342

300-00-53612-000-852		CONTRACTED SERVICES	140.00
	D21-009	WWTF Permit Compliance	
300-00-53612-000-852		CONTRACTED SERVICES	176.66
	D23-032	MAIN STREET IMPROVEMENTS	
400-00-53710-000-682		CONTRACTED SERVICES	176.67
	D23-032	MAIN STREET IMPROVEMENTS	
140-00-57331-000-000		HIGHWAY & STREET OUTLAY	176.67
	D23-032	MAIN STREET IMPROVEMENTS	
<b>Total</b>			<b>670.00</b>

184296 6/13/2023 DIGGERS HOTLINE, INC.  
Inv230521051 dated 05.31.2023

400-00-53710-000-682		CONTRACTED SERVICES	19.20
	Inv230521051	dated 05.31.2023	
<b>Total</b>			<b>19.20</b>

184297 6/13/2023 DODGEVILLE CHRONICLE  
ADVERTISER NO:2220 MAY STATEMENT

100-00-52100-310-000		POLICE - OFFICE SUPPLIES	127.20
	2WK	POLICE CLERK AD	
100-00-51500-210-000		ASSESSMENT OF PROPERTY	98.99
	BOR/OPEN	BOOK NOTICE	
210-00-51940-000-000		ADMINISTRATION & FEES	25.44
	JRB	NOTICE	
<b>Total</b>			<b>251.63</b>

184298 6/13/2023 DREW HALVERSON  
July 2 2023 Music Entertainment

150-00-59000-000-000		FARMER'S MARKET EXPENSE	150.00
	July 2 2023	Music Entertainment	

7/05/2023

1:32 PM

Reprint Check Register - Full Report - ALL

Page: 4  
ACCT

1-POOLED CHECKING ACCOUNT \*\*0307

Accounting Checks

Posted From: 6/01/2023 From Account:  
Thru: 6/30/2023 Thru Account:

Check Nbr	Check Date	Payee	Amount
<b>Total</b>			150.00
184299	6/13/2023	DRS ENTERPRISES, LLC	
MAY 2023			
100-00-53311-730-000		STREETS - FUEL	358.27
MAY 2023			
100-00-52100-410-000		POLICE - FUEL	330.41
MAY 2023			
100-00-55200-730-000		PARK - FUEL	375.34
MAY 2023			
300-00-53610-000-822		FUEL-AUTO	107.89
MAY 2023			
400-00-53610-000-822		FUEL-AUTO	107.89
MAY 2023			
300-00-53610-000-827		OTHER SUPPLIES & EXPENSES	3.98
ICE			
<b>Total</b>			1,283.78
184300	6/13/2023	FAHERTY, INC.	
Dec 2021			
100-00-53635-000-000		RECYCLING COLLECTION	1,592.85
MAY 2023			
100-00-53620-000-000		GARBAGE COLLECTION	2,479.68
MAY 2023			
100-00-53635-000-000		RECYCLING COLLECTION	852.52
Electronic Recycling Event			
300-00-53611-000-833		MAINT OF TREATMENT SYSTEM	4,099.60
GEOTUBE DISPOSAL			
100-00-53635-000-000		RECYCLING COLLECTION	360.00
SPRING CLEAN UP DAY INVOICE AMOUNT			
<b>Total</b>			9,384.65
184301	6/13/2023	FRANK BEER DISTRIBUTORS, INC	
Inv4543650 dated 05.24.2023			
150-00-55200-000-400		CONCESSION STAND INVENTORY EXP	362.50
Inv4543650 dated 05.24.2023			
<b>Total</b>			362.50
184302	6/13/2023	GARDINER APPRAISAL SERVICE, LLC	
1 yr assess, postage, print assess roll			

7/05/2023

1:32 PM

Reprint Check Register - Full Report - ALL

Page: 5  
ACCT

1-POOLED CHECKING ACCOUNT \*\*0307

Accounting Checks

Posted From: 6/01/2023 From Account:  
Thru: 6/30/2023 Thru Account:

Check Nbr	Check Date	Payee	Amount
100-00-51500-210-000		ASSESSMENT OF PROPERTY	2,302.10
		1 yr assess, postage, print assess roll	
		Total	2,302.10
184303	6/13/2023	HOLIDAY WHOLESale	
		Order1402461	
150-00-55200-000-400		CONCESSION STAND INVENTORY EXP	368.90
		Order1402461	
150-00-55200-000-400		CONCESSION STAND INVENTORY EXP	291.38
		Inv1430034 dated 06.06.2023	
		Total	660.28
184304	6/13/2023	JEWELL ASSOCIATES ENGINEERS, INC.	
		Topo Survey	
140-00-57620-000-000		PARKS OUTLAY	3,000.00
		Topo Survey	
		Total	3,000.00
184305	6/13/2023	KASTNER PYROTECHNICS	
		Inv11468-1 dated 04/26/2023	
150-00-55500-000-100		FIREWORKS EXP	3,477.46
		2023 Fireworks	
		Total	3,477.46
184306	6/13/2023	KURT KIEFER	
		JULY 23 2023 MUSIC ENTERTAINMENT	
150-00-59000-000-000		FARMER'S MARKET EXPENSE	200.00
		JULY 23 2023 MUSIC ENTERTAINMENT	
		Total	200.00
184307	6/13/2023	LV LABS WATER, LLC	
		Inv25045 dated 05.30.2023	
400-00-53710-000-682		CONTRACTED SERVICES	50.00
		Inv24900 dated 05.01.2023	
		Total	50.00
184308	6/13/2023	LV LABS WW,LLC	
		Inv1491 dated06.07.2023	
300-00-53612-000-852		CONTRACTED SERVICES	998.00
		Inv1491 dated06.07.2023	

7/05/2023

1:32 PM

Reprint Check Register - Full Report - ALL

Page: 6  
ACCT

1-POOLED CHECKING ACCOUNT \*\*0307

Accounting Checks

Posted From: 6/01/2023 From Account:  
Thru: 6/30/2023 Thru Account:

Check Nbr	Check Date	Payee	Amount
300-00-53612-000-852		CONTRACTED SERVICES	610.22
		Inv1549 dated 06.09.2023	
		Total	1,608.22
184309	6/13/2023	MARTELLE WATER TREATMENT	
		Inv25120 dated 05.15.2023	
300-00-53610-000-821		OPERATION EXPENSES-WWTP	1,151.10
		Alum Sulfate, Sodium Hypo	
		Total	1,151.10
184310	6/13/2023	MERL & MARYANNE HALVERSON	
		July 9 2023 Music Entertainment	
150-00-59000-000-000		FARMER'S MARKET EXPENSE	200.00
		July 9 2023 Music Entertainment	
		Total	200.00
184311	6/13/2023	MERL & MARYANNE HALVERSON	
		July 30 2023 Music Entertainment	
150-00-59000-000-000		FARMER'S MARKET EXPENSE	200.00
		July 30 2023 Music Entertainment	
		Total	200.00
184312	6/13/2023	MUELLER IMPLEMENT, INC.	
		Inv37873, Inv37932	
100-00-53311-722-000		STREETS - EQUIP REPAIR/MAINT	253.80
		Inv37873, Inv37932	
		Total	253.80
184313	6/13/2023	NATURE'S WAY	
		Invoice53414 dated 05.31.2023	
100-00-55200-210-000		PARK - OUTSIDE SERVICE	720.00
		4 reg, 1ADA, 1 sink, service portable	
		Total	720.00
184314	6/13/2023	NETFORTRIS AQUISITION CO. INC (WWTP)	
		Act 104568	
300-00-53612-000-852		CONTRACTED SERVICES	117.25
		Act 104568	
		Total	117.25

7/05/2023

1:32 PM

Reprint Check Register - Full Report - ALL

Page: 7  
ACCT

1-POOLED CHECKING ACCOUNT \*\*0307

Accounting Checks

Posted From: 6/01/2023 From Account:  
Thru: 6/30/2023 Thru Account:

Check Nbr	Check Date	Payee	Amount
184315	6/13/2023	PERFORMANCE FOODSERVICE Statement dated 05.18.2023 Account 93057	
150-00-55200-000-400		CONCESSION STAND INVENTORY EXP Invoice 432219 dated 05.11.23	573.41
150-00-55200-000-400		CONCESSION STAND INVENTORY EXP Invoice 448896 dated 06.01.23	953.75
<b>Total</b>			<b>1,527.16</b>
184316	6/13/2023	RIDGEWAY FIRE DEPARTMENT Second Draw 2023 Budget	
100-00-52200-245-000		FIRE DEPT OPERATIONS Second Draw 2023 Budget	24,125.00
<b>Total</b>			<b>24,125.00</b>
184317	6/13/2023	RIDGEWAY UTILITIES 1/3 206 Kirby	
100-00-53311-760-000		STREETS - UTILITIES 1/3 206 Kirby	24.10
300-00-53610-000-823		UTILITIES-LIFT STATIONS&SHOP 1/3 206 Kirby	24.09
400-00-53610-000-823		UTILITIES-TOWER&SHOP 1/3 206 Kirby	24.09
100-00-55200-760-000		PARK - UTILITIES 299 Hughett St.	99.56
100-00-52100-760-000		POLICE - UTILITIES 208 Jarvis 10%	25.38
100-00-51980-760-000		FACILITIES UTILIITIES 208 Jarvis 75%	190.32
100-00-51600-100-000		VILLAGE HALL UTILITIES 208 Jarvis 15%	38.06
<b>Total</b>			<b>425.60</b>
184318	6/13/2023	SHEKINAH KING JULY 16 2023 MUSIC ENTERTAINMENT	
150-00-59000-000-000		FARMER'S MARKET EXPENSE JULY 16 2023 MUSIC ENTERTAINMENT	100.00
<b>Total</b>			<b>100.00</b>
184319	6/13/2023	SJE, INC InvCD99482353 dated 05.30.2023	

7/05/2023

1:32 PM

Reprint Check Register - Full Report - ALL

Page: 8  
ACCT

1-POOLED CHECKING ACCOUNT \*\*0307

Accounting Checks

Posted From: 6/01/2023 From Account:  
Thru: 6/30/2023 Thru Account:

Check Nbr	Check Date	Payee	Amount
300-00-53612-000-852		CONTRACTED SERVICES flow switch, electrical labor	757.28
Total			757.28
184320	6/13/2023	SPEE-DEE DELIVERY SERVICE, INC. Inv824722 dated 06.10.2023	
400-00-53610-000-821		OPERATION EXPENSES Inv824722 dated 06.10.2023	23.81
Total			23.81
184321	6/13/2023	TEAM LAB CHEMICAL LLC Inv0035946 dated 05.31.2023	
100-00-53311-735-000		STREETS - MATERIALS weed killer	252.25
100-00-55200-744-000		PARK - MATERIALS weed killer	252.25
Total			504.50
184322	6/13/2023	TOP PACK DEFENSE LLC Inv10681 dated 05.19.2023	
100-00-52100-432-000		POLICE - AMMUNITION Inv10681 dated 05.19.2023	206.97
Total			206.97
184323	6/13/2023	UNION TECHNOLOGY COOPERATIVE INV4272 DATED 05.15.2023	
300-00-53612-000-852		CONTRACTED SERVICES ACRONIS/SECURITY	50.00
Total			50.00
184324	6/13/2023	UPLAND HILLS HEALTH 05/17/2023 Alcohol	
100-00-52100-440-000		POLICE - LEGAL & COLLECTIONS 05/17/2023 Alcohol	40.50
Total			40.50
184325	6/13/2023	US CELLULAR	
100-00-51420-325-000		CLERK TELEPHONE	35.32

7/05/2023

1:32 PM

Reprint Check Register - Full Report - ALL

Page: 9  
ACCT

1-POOLED CHECKING ACCOUNT \*\*0307

Accounting Checks

Posted From: 6/01/2023 From Account:  
Thru: 6/30/2023 Thru Account:

Check Nbr	Check Date	Payee	Amount
300-00-53610-000-823		UTILITIES-LIFT STATIONS&SHOP	43.83
400-00-53610-000-823		UTILITIES-TOWER&SHOP	23.59
100-00-53311-750-000		STREETS - TELEPHONE/CELL	0.00
<b>Total</b>			<b>102.74</b>
<hr/>			
184326	6/13/2023	USA BLUE BOOK	
INV349953	DATED 04.26.2023	CUST85573	
300-00-53611-000-833		MAINT OF TREATMENT SYSTEM	321.43
		AMMONIA POWDER	
<b>Total</b>			<b>321.43</b>
<hr/>			
184327	6/13/2023	WDI LLC dba WISCONSIN DISTRIBUTORS	
Inv6199021			
150-00-55200-000-400		CONCESSION STAND INVENTORY EXP	179.13
		Inv6199021	
150-00-55200-000-400		CONCESSION STAND INVENTORY EXP	319.23
		Inv6232539	
<b>Total</b>			<b>498.36</b>
<hr/>			
184328	6/13/2023	WIL-KIL PEST CONTROL	
Inv4650314	dated06.18.23		
300-00-53612-000-852		CONTRACTED SERVICES	98.55
		Inv4650314 dated06.18.23	
<b>Total</b>			<b>98.55</b>
<hr/>			
184329	6/13/2023	WISCONSIN DEPT. OF NATURAL RESOURCES	
Invoice No125003010-2023-1			
300-00-53610-000-821		OPERATION EXPENSES-WWTP	341.89
		2023 wastewater fees	
<b>Total</b>			<b>341.89</b>
<hr/>			
184330	6/13/2023	WISCONSIN DNR-ENVIRONMENTAL FEES	
InvWU102963	dated 05.15.23	owner3812	
400-00-53610-000-821		OPERATION EXPENSES	125.00
		2023 Water Use Fees	
<b>Total</b>			<b>125.00</b>

7/05/2023

1:32 PM

Reprint Check Register - Full Report - ALL

Page: 10  
ACCT

1-POOLED CHECKING ACCOUNT \*\*0307

Accounting Checks

Posted From: 6/01/2023 From Account:  
Thru: 6/30/2023 Thru Account:

Check Nbr	Check Date	Payee	Amount
184331	6/13/2023	WISCONSIN RURAL WATER ASSOCIATION INV#S5917 DATED 6.1.23	
400-00-53610-000-821		OPERATION EXPENSES InvS5344 ANNUAL MEMBERSHIP 6/1/2023	330.00
Total			330.00
184332	6/13/2023	WISCONSIN STATE LABRATORY OF HYGIENE INV745517 DATED 5.31.23	
400-00-53610-000-821		OPERATION EXPENSES PFAS TESTING, WELL2	300.00
Total			300.00
184333	6/14/2023	DELTA DENTAL OF WISCONSIN July 2023 - HR, MG, MJ	
100-00-21530-000-000		HEALTH & DENTAL INS PAYABLE July 2023 - HR, MG, MJ	115.23
300-00-53612-000-854		EMPLOYEE BENEFITS July 2023 - DP	51.86
400-00-53710-000-686		EMPLOYEE BENEFITS July 2023 - DP	51.86
Total			218.95
184334	6/14/2023	EDWARD D. JONES MG, HR, MJ, DP, BL	
100-00-21520-000-000		RETIREMENT PAYABLE MG, HR, MJ, DP, BL	500.00
Total			500.00
184336	6/28/2023	FLEMAL, JENNA July 2 Face Painting	
150-00-55500-000-000		EVENT EXPENSES July 2 Face Painting	125.00
Total			125.00
184337	6/28/2023	LAST MINUTE NOTICE - Jeana Archer July 2 Music Entertainment	
150-00-55500-000-000		EVENT EXPENSES July 2 Music Entertainment	200.00
Total			200.00

7/05/2023

1:32 PM

Reprint Check Register - Full Report - ALL

Page: 11  
ACCT

1-POOLED CHECKING ACCOUNT \*\*0307

Accounting Checks

Posted From: 6/01/2023 From Account:  
Thru: 6/30/2023 Thru Account:

Check Nbr	Check Date	Payee	Amount
184338	6/28/2023	POWER TAKE OFF, PTO July 2 Music Entertainment	
150-00-55500-000-000		EVENT EXPENSES July 2 Music Entertainment	900.00
Total			900.00
184339	6/28/2023	THE DRIFTLESS RAMBLERS - JESSE BAUMAN July 2 Music Entertainment	
150-00-55500-000-000		EVENT EXPENSES July 2 Music Entertainment	600.00
Total			600.00
184340	6/29/2023	BRAND L EMBROIDERY, LLC SO 63199 TSHIRTS AND KOOZIES	
150-00-55200-000-450		CONCESSION STAND EXPENSE - OTH SO 63199 TSHIRTS AND KOOZIES	3,567.50
Total			3,567.50
184341	6/29/2023	JESSE CARTWRIGHT INV3225 DATED 06.26.2023	
100-00-53311-715-000		STREETS MAINTENANCE 60% DOWN PAYMENT+FUNKS SIGNS_WELCOME HOM	1,210.00
Total			1,210.00
FSB ACH	6/30/2023	FARMERS SAVINGS BANK June ACH Fees	
		Manual Check	
100-00-51500-220-000		BANK & PAYROLL PROCESSING FEES June ACH Fees	30.00
Total			30.00
June W6	6/21/2023	WISCONSIN DEPT. OF REVENUE June 2023 Payroll Tax	
		Manual Check	
100-00-21513-000-000		STATE W/H TAXES PAYABLE June 2023 Payroll Tax	892.22
Total			892.22
JuneACH	6/02/2023	PRINCIPAL LIFE INSURANCE COMPANY Dale P 50%	
		Manual Check	
300-00-53612-000-854		EMPLOYEE BENEFITS Dale P 50%	44.04

7/05/2023

1:32 PM

Reprint Check Register - Full Report - ALL

Page: 12  
ACCT

1-POOLED CHECKING ACCOUNT \*\*0307

Accounting Checks

Posted From: 6/01/2023 From Account:  
Thru: 6/30/2023 Thru Account:

Check Nbr	Check Date	Payee	Amount
400-00-53710-000-686		EMPLOYEE BENEFITS	44.03
		Dale P 50%	
100-00-52100-125-000		POLICE - EMPLOYEE BENEFITS	49.33
		Michael G	
100-00-51420-125-000		CLERK EMPLOYEE BENEFITS	76.06
		Hailey, Maggie 75%	
300-00-53612-000-854		EMPLOYEE BENEFITS	12.68
		Hailey, Maggie 12.5%	
400-00-53710-000-686		EMPLOYEE BENEFITS	12.68
		Hailey, Maggie 12.5%	
100-00-53311-125-000		STREETS - EMPLOYEE BENEFITS	27.26
		Braden L	
Total			266.08

JuneACH 6/14/2023 SPECTRUM BUSINESS  
Charter ACH 50%

Manual Check

100-00-51980-760-000		FACILITIES UTILIITIES	57.50
		Charter ACH 50%	
100-00-51600-100-000		VILLAGE HALL UTILITIES	57.49
		Charter ACH 50%	
Total			114.99

JuneACH 6/21/2023 ALLIANT ENERGY  
9583420000

Manual Check

100-00-55200-765-000		PARK - LIGHTS	113.81
		9583420000	
300-00-53610-000-821		OPERATION EXPENSES-WWTP	1,344.05
		4394940000, 7724650000	
300-00-53610-000-823		UTILITIES-LIFT STATIONS&SHOP	76.73
		4426910000, 8598850000	
400-00-53700-000-620		ELECTRIC FOR WELL PUMPING	811.69
		6728200000, 8812110000	
400-00-53610-000-823		UTILITIES-TOWER&SHOP	199.72
		3807720000	
100-00-53311-760-000		STREETS - UTILITIES	97.28
		0487210000, 0399650000	
100-00-53420-000-000		STREET (HWY) LIGHTING	1,028.19
		685030000	

7/05/2023

1:32 PM

Reprint Check Register - Full Report - ALL

Page: 13  
ACCT

1-POOLED CHECKING ACCOUNT \*\*0307

Accounting Checks

Posted From: 6/01/2023 From Account:  
Thru: 6/30/2023 Thru Account:

Check Nbr	Check Date	Payee	Amount
100-00-51980-760-000 1972296511		FACILITIES UTILIITIES	479.43
100-00-51600-100-000 1972296511		VILLAGE HALL UTILITIES	34.66
100-00-52100-760-000 1972296511		POLICE - UTILITIES	63.54
<b>Total</b>			<b>4,249.10</b>

JunTxfr 6/13/2023 FARMERS SAVINGS BANK  
Cardinal Way Phase 2 - TID loan x5570

Manual Check

210-00-58290-000-000 Cardinal Way Phase 2 - TID loan x5570		TIF INTEREST & FISCAL CHARGES	672.69
<b>Total</b>			<b>672.69</b>

May ACH 6/06/2023 MADISON GAS & ELECTRIC CO.  
206 Kirby St.

Manual Check

300-00-53610-000-823 206 Kirby St.		UTILITIES-LIFT STATIONS&SHOP	17.36
400-00-53610-000-823 206 Kirby St.		UTILITIES-TOWER&SHOP	17.36
100-00-53311-760-000 206 Kirby St.		STREETS - UTILITIES	34.72
100-00-51600-100-000 208 Jarvis St		VILLAGE HALL UTILITIES	11.40
100-00-51980-760-000 208 Jarvis St		FACILITIES UTILIITIES	157.65
100-00-52100-760-000 208 Jarvis St		POLICE - UTILITIES	20.89
<b>Total</b>			<b>259.38</b>

May ACH 6/16/2023 ASCENTIS CORPORATION  
May ACH

Manual Check

100-00-51500-240-000 May ACH		SOFTWARE SUBSCRIPTIONS & FEES	33.70
<b>Total</b>			<b>33.70</b>

WWTP ACH 6/12/2023 FRONTIER COMMUNICATIONS  
WWTP phone line

Manual Check

300-00-53610-000-821 WWTP phone line		OPERATION EXPENSES-WWTP	95.03
---	--	-------------------------	-------

7/05/2023

1:32 PM

Reprint Check Register - Full Report - ALL

Page: 14  
ACCT

1-POOLED CHECKING ACCOUNT \*\*0307

Accounting Checks

Posted From: 6/01/2023 From Account:  
Thru: 6/30/2023 Thru Account:

Check Nbr	Check Date	Payee	Amount
<b>Total</b>			95.03
941 06.07	6/07/2023	INTERNAL REVENUE SERVICE	
	06.07.2023	SS Tax	Manual Check
100-00-21511-000-000		941 TAXES PAYABLE	1,290.56
	06.07.2023	SS Tax	
100-00-21511-000-000		941 TAXES PAYABLE	301.82
	06.07.2023	Medicare	
100-00-21511-000-000		941 TAXES PAYABLE	849.35
	06.07.2023	Fed Tax Withholding	
<b>Total</b>			2,441.73
Jun x5654	6/09/2023	FARMERS SAVINGS BANK	
		Loan x5654 Comm Center	Manual Check
340-00-58100-000-000		PRINCIPAL ON LT DEBT GF	30,648.46
		Loan x5654 Comm Center	
340-00-58290-000-000		INTEREST & FISCAL CHARGES GF	4,762.70
		Loan x5654 Comm Center	
<b>Total</b>			35,411.16
June x5654	6/09/2023	FARMERS SAVINGS BANK	
		Loan x5652 Water Tower Painting Repairs	Manual Check
400-00-58100-000-000		PRINCIPAL ON LT DEBT	24,409.94
		Loan x5652 Water Tower Painting Repairs	
400-00-58200-000-427		INTEREST EXPENSE - WATER	7,030.50
		Loan x5652 Water Tower Painting Repairs	
<b>Total</b>			31,440.44
Office ACH	6/12/2023	FRONTIER COMMUNICATIONS	
		Office Two Phone lines	Manual Check
100-00-51420-325-000		CLERK TELEPHONE	160.51
		Office Two Phone lines	
<b>Total</b>			160.51
941 6.21.23	6/21/2023	INTERNAL REVENUE SERVICE	
	06.21.2023	SS Tax	Manual Check
100-00-21511-000-000		941 TAXES PAYABLE	1,331.02
	06.21.2023	SS Tax	
100-00-21511-000-000		941 TAXES PAYABLE	311.26
	06.21.2023	Medicare	

7/05/2023

1:32 PM

Reprint Check Register - Full Report - ALL

Page: 15  
ACCT

1-POOLED CHECKING ACCOUNT \*\*0307

Accounting Checks

Posted From: 6/01/2023 From Account:  
Thru: 6/30/2023 Thru Account:

Check Nbr	Check Date	Payee	Amount
100-00-21511-000-000	06.21.2023	941 TAXES PAYABLE Fed Tax Withholding	904.72
<b>Total</b>			<b>2,547.00</b>
MayACH WWTP	6/01/2023	FIRSTNET - AT&T MOBILITY Mobile Internet Service	
			<b>Manual Check</b>
300-00-53612-000-852		CONTRACTED SERVICES Mobile Internet Service	16.75
400-00-53710-000-682		CONTRACTED SERVICES Mobile Internet Service	16.74
<b>Total</b>			<b>33.49</b>
ParkTrkPymt	6/09/2023	FARMERS SAVINGS BANK Park & Truck Munix5656 Principal Pymt	
			<b>Manual Check</b>
340-00-58100-000-000		PRINCIPAL ON LT DEBT GF Park & Truck Munix5656 Principal Pymt	13,208.99
340-00-58290-000-000		INTEREST & FISCAL CHARGES GF Park & Truck Munix5656 Interest Pymt	151.07
<b>Total</b>			<b>13,360.06</b>
<b>Grand Total</b>			<b>180,298.16</b>

7/05/2023

1:32 PM

Reprint Check Register - Full Report - ALL

Page: 16  
ACCT

1-POOLED CHECKING ACCOUNT \*\*0307

Accounting Checks

Posted From: 6/01/2023 From Account:  
Thru: 6/30/2023 Thru Account:

	Amount
<hr/>	
Total Expenditure from Fund # 100 - GENERAL FUND	56,968.74
Total Expenditure from Fund # 140 - CAPITAL PROJECTS FUND	3,176.67
Total Expenditure from Fund # 150 - PUBLIC PROPERTY AND EVENTS	18,628.91
Total Expenditure from Fund # 210 - TIF FUND	698.13
Total Expenditure from Fund # 300 - SEWER FUND	17,018.47
Total Expenditure from Fund # 340 - DEBT SERVICE FUND	48,771.22
Total Expenditure from Fund # 400 - WATER FUND	35,036.02
Total Expenditure from all Funds	180,298.16

7/11/2023 1:57 PM

Check Register - Full Report - ALL

Page: 1

ALL Checks

ACCT

1-POOLED CHECKING ACCOUNT \*\*0307

Dated From:

From Account:

Thru:

Thru Account:

Check Nbr	Check Date	Payee	Amount
184342	7/11/2023	ALLEN ROOFING CONSTRUCTION	
Balance for Gym Roof Repair Completed			
150-00-57630-000-000		COMMUNITY CENTER OUTLAY	37,510.00
Balance for Gym Roof Repair Completed			
Total			37,510.00
184343	7/11/2023	BADGER METER	
Inv80132346			
400-00-53612-000-840		BILLING & ACCOUNTING	93.98
June 2023			
Total			93.98
184344	7/11/2023	BEACON ATHLETICS, LLC	
INV0573694-IN CHALKER			
150-00-55200-000-500		HOME TALENT EXPENSE	669.00
INV0573694-IN CHALKER			
Total			669.00
184345	7/11/2023	BENJAMIN PLUMBING	
Inv#168626 labor for replacement toilets			
140-00-57620-000-000		PARKS OUTLAY	600.00
Inv#168626 labor for replacement toilets			
Total			600.00
184346	7/11/2023	CHASE CARD SERVICES	
100-00-21800-000-000		CREDIT CARD PAYABLE	1,848.85
150-00-21800-000-000		CREDIT CARD PAYABLE	466.72
300-00-21800-000-000		CREDIT CARD PAYABLE	69.57
400-00-21800-000-000		CREDIT CARD PAYABLE	207.34
Total			2,592.48
184347	7/11/2023	CINTAS CORP.	
300-00-53311-000-852		UNIFORMS	59.05
400-00-53311-000-852		UNIFORMS	59.05

7/11/2023 1:57 PM

Check Register - Full Report - ALL

Page: 2

ALL Checks

ACCT

1-POOLED CHECKING ACCOUNT \*\*0307

Dated From:

From Account:

Thru:

Thru Account:

Check Nbr	Check Date	Payee	Amount
100-00-53311-755-000		STREETS - UNIFORMS	80.66
100-00-51980-760-000		FACILITIES UTILIITIES	109.19
<b>Total</b>			<b>307.95</b>

184348 7/11/2023 CULLIGAN TOTAL WATER TREATMENT  
 40# Solar Salt - Community Center

100-00-51980-760-000		FACILITIES UTILIITIES 40# Solar Salt - Community Center	0.00
100-00-51600-100-000		VILLAGE HALL UTILITIES Water Service	12.56
<b>Total</b>			<b>12.56</b>

184349 7/11/2023 DAVY LABORATORIES  
 Act 01135 Inv #23F0385 Lead/Copper Sampl

400-00-53710-000-682		CONTRACTED SERVICES Act 01135 Inv #23F0385 Lead/Copper Sampl	540.00
<b>Total</b>			<b>540.00</b>

184350 7/11/2023 DEAN HEALTH PLAN  
 August 2023 - M Gorham

100-00-21530-000-000		HEALTH & DENTAL INS PAYABLE August 2023 - M Gorham	1,123.52
100-00-21530-000-000		HEALTH & DENTAL INS PAYABLE August 2023 - H Roessler	883.21
100-00-21530-000-000		HEALTH & DENTAL INS PAYABLE August 2023 - M Johnson	493.41
300-00-53612-000-854		EMPLOYEE BENEFITS August 2023 - D Peterson	920.46
400-00-53710-000-686		EMPLOYEE BENEFITS August 2023 - D Peterson	920.47
<b>Total</b>			<b>4,341.07</b>

184351 7/11/2023 DELTA 3 ENGINEERING, INC.  
 INV20470 dated 07.05.2023

300-00-53612-000-852		CONTRACTED SERVICES D21-009 WWTF Permit Compliance	280.00
<b>Total</b>			<b>280.00</b>

7/11/2023 1:57 PM

Check Register - Full Report - ALL  
ALL Checks  
1-POOLED CHECKING ACCOUNT \*\*0307

Page: 3  
ACCT

Dated From: From Account:  
Thru: Thru Account:

Check Nbr	Check Date	Payee	Amount
184352	7/11/2023	DELTA DENTAL OF WISCONSIN August 2023 - HR, MG, MJ	
100-00-21530-000-000		HEALTH & DENTAL INS PAYABLE August 2023 - HR, MG, MJ	115.23
300-00-53612-000-854		EMPLOYEE BENEFITS August 2023 - DP	51.86
400-00-53710-000-686		EMPLOYEE BENEFITS August 2023 - DP	51.86
<b>Total</b>			<b>218.95</b>
184353	7/11/2023	DODGEPOINT BROADCASTING COMPANY Inv47932 dated 06.30.2023	
150-00-55500-100-000		EVENT MARKETING 20 Fourth of July Ads and Live Talk	255.00
<b>Total</b>			<b>255.00</b>
184354	7/11/2023	DODGEVILLE CHRONICLE adv.#2220 June Statement	
150-00-55500-100-000		EVENT MARKETING Fourth of July Event Advertising	315.00
100-00-51980-000-000		OTHER GENERAL GOV'T Liquor Licensing Notices x2	65.19
<b>Total</b>			<b>380.19</b>
184355	7/11/2023	DON GREENWOOD August 6 Music Entertainment	
150-00-59000-000-000		FARMER'S MARKET EXPENSE August 6 Music Entertainment	100.00
<b>Total</b>			<b>100.00</b>
184356	7/11/2023	DREW HALVERSON August 20 2023 Music Entertainment	
150-00-59000-000-000		FARMER'S MARKET EXPENSE August 20 2023 Music Entertainment	150.00
<b>Total</b>			<b>150.00</b>
184357	7/11/2023	DRS ENTERPRISES, LLC Act1900 June Statement	
100-00-53311-730-000		STREETS - FUEL	377.62

7/11/2023 1:57 PM

Check Register - Full Report - ALL  
ALL Checks  
1-POOLED CHECKING ACCOUNT \*\*0307

Page: 4  
ACCT

Dated From: From Account:  
Thru: Thru Account:

Check Nbr	Check Date	Payee	Amount
100-00-52100-410-000		POLICE - FUEL	321.41
100-00-55200-730-000		PARK - FUEL	152.55
300-00-53610-000-822		FUEL-AUTO	76.26
400-00-53610-000-822		FUEL-AUTO	226.25
<b>Total</b>			<b>1,154.09</b>

184358 7/11/2023 EDWARD D. JONES  
MG, HR, MJ, DP, BL

100-00-21520-000-000		RETIREMENT PAYABLE	500.00
<b>Total</b>			<b>500.00</b>

184359 7/11/2023 FAHERTY, INC.  
June 2023

100-00-53635-000-000		RECYCLING COLLECTION	1,592.85
<b>Total</b>			<b>4,072.53</b>

184360 7/11/2023 FRANK BEER DISTRIBUTORS, INC  
Account 26099

150-00-55200-000-400		CONCESSION STAND INVENTORY EXP	215.40
<b>Total</b>			<b>1,895.30</b>

184361 7/11/2023 GENERAL BEER DISTRIBUTORS  
Act12535

150-00-55200-000-400		CONCESSION STAND INVENTORY EXP	74.00
150-00-55200-000-400		CONCESSION STAND INVENTORY EXP	55.50

7/11/2023 1:57 PM

Check Register - Full Report - ALL  
ALL Checks  
1-POOLED CHECKING ACCOUNT \*\*0307

Page: 5  
ACCT

Dated From: From Account:  
Thru: Thru Account:

Check Nbr	Check Date	Payee	Amount
<b>Total</b>			129.50
184362	7/11/2023	HENNESSEY IMPLEMENT INV442250	
100-00-55200-745-000		PARK - SUPPLIES HYDRAULIC HOSE 50%	42.28
100-00-53311-722-000		STREETS - EQUIP REPAIR/MAINT HYDRAULIC HOSE 50%	42.29
<b>Total</b>			84.57
184363	7/11/2023	HOLIDAY WHOLESALE Inv1450849 dated 06.27.2023	
150-00-55200-000-400		CONCESSION STAND INVENTORY EXP Inv1450849 dated 06.27.2023	183.79
150-00-55200-000-400		CONCESSION STAND INVENTORY EXP Order1450849	413.94
150-00-55200-000-400		CONCESSION STAND INVENTORY EXP Inv1450849 dated 06.27.2023	183.79
<b>Total</b>			781.52
184364	7/11/2023	IOWA COUNTY TREASURER MFL PAYMENT DUE TO COUNTY	
100-00-51980-000-000		OTHER GENERAL GOV'T MFL PAYMENT DUE TO COUNTY	2.52
<b>Total</b>			2.52
184365	7/11/2023	KASTNER PYROTECHNICS 2023 Fireworks	
150-00-55500-000-100		FIREWORKS EXP 2023 Fireworks	39.00
<b>Total</b>			39.00
184366	7/11/2023	LV LABS WATER, LLC Inv25191 dated 07.03.2023	
400-00-53710-000-682		CONTRACTED SERVICES Inv25191 dated 07.03.2023	75.00
<b>Total</b>			75.00
184367	7/11/2023	MARTELLE WATER TREATMENT Inv25336 dated 06.21.23	

7/11/2023 1:57 PM

Check Register - Full Report - ALL  
ALL Checks  
1-POOLED CHECKING ACCOUNT \*\*0307

Page: 6  
ACCT

Dated From: From Account:  
Thru: Thru Account:

Check Nbr	Check Date	Payee	Amount
300-00-53610-000-821		OPERATION EXPENSES-WWTP	538.00
		Alum Sulfate	
		Total	538.00
184368	7/11/2023	McMASTER-CARR	
		ACT 427593000 INV10683878	
300-00-16110-000-150		MATERIALS & SUPPLIES INVENTORY	93.87
		TUBING minus sales tax (tax exempt)	
		Total	93.87
184369	7/11/2023	MERL & MARYANNE HALVERSON	
		August 13	
150-00-59000-000-000		FARMER'S MARKET EXPENSE	200.00
		August 13	
		Total	200.00
184370	7/11/2023	MERL & MARYANNE HALVERSON	
		August 27 Music Entertainment	
150-00-59000-000-000		FARMER'S MARKET EXPENSE	200.00
		August 27 Music Entertainment	
		Total	200.00
184371	7/11/2023	MIDWEST METER, INC.	
		Inv0156900-IN dated 06.23.2023	
400-00-53700-000-640		SUPPLIES	202.37
		Register, Encoder, Resister for Well2	
		Total	202.37
184372	7/11/2023	MOYER ELECTRIC & REPAIR, LLC	
		PORTABLE DISCONNECTION	
100-00-51980-762-000		FACILITIES MAINTENANCE	105.00
		PORTABLE DISCONNECTION	
		Total	105.00
184373	7/11/2023	NATURE'S WAY	
		4 reg, 1ADA, 2 sink, service portable	
150-00-55200-000-100		PARK - OUTSIDE SERVICE	1,500.00
		Inv53836 dated 06.30.2023	
		Total	1,500.00

7/11/2023 1:57 PM

Check Register - Full Report - ALL  
ALL Checks  
1-POOLED CHECKING ACCOUNT \*\*0307

Page: 7  
ACCT

Dated From: From Account:  
Thru: Thru Account:

Check Nbr	Check Date	Payee	Amount
184374 Act 104568	7/11/2023	NETFORTRIS AQUISITION CO. INC (WWTP)	
300-00-53612-000-852 Act 104568		CONTRACTED SERVICES	117.25
		Total	117.25
184375 Mobile for REX - LEA Grant Submitted	7/11/2023	OMNIGO SOFTWARE	
100-00-52100-450-000 Mobile for REX - LEA Grant Submitted		POLICE - COMPUTER/SOFTWARE	147.20
		Total	147.20
184376 Invoice 466069 dated 06.29.2023	7/11/2023	PERFORMANCE FOODSERVICE	
150-00-55200-000-400 Invoice 466069 dated 06.29.2023		CONCESSION STAND INVENTORY EXP	3,393.03
		Total	3,393.03
184377 2023 2% Fire Dues	7/11/2023	RIDGEWAY FIRE DEPARTMENT	
100-00-52200-245-001 2023 2% Fire Dues		FIRE DUES 2%	2,343.98
		Total	2,343.98
184378 1/3 206 Kirby	7/11/2023	RIDGEWAY UTILITIES	
100-00-53311-760-000 1/3 206 Kirby		STREETS - UTILITIES	26.82
300-00-53610-000-823 1/3 206 Kirby		UTILITIES-LIFT STATIONS&SHOP	26.82
400-00-53610-000-823 1/3 206 Kirby		UTILITIES-TOWER&SHOP	26.82
100-00-55200-760-000 299 Hughett St.		PARK - UTILITIES	341.62
100-00-52100-760-000 208 Jarvis 10%		POLICE - UTILITIES	14.02
100-00-51980-760-000 208 Jarvis 75%		FACILITIES UTILIITIES	105.18
100-00-51600-100-000 208 Jarvis 15%		VILLAGE HALL UTILITIES	21.04

7/11/2023 1:57 PM

Check Register - Full Report - ALL

Page: 8

ALL Checks

ACCT

1-POOLED CHECKING ACCOUNT \*\*0307

Dated From:

From Account:

Thru:

Thru Account:

Check Nbr	Check Date	Payee	Amount
<b>Total</b>			562.32
184379	7/11/2023	SHARON SUTTER REFUND OF CASH SHELTER RENTAL DEPOSIT	
100-00-51980-000-000		OTHER GENERAL GOV'T REFUND OF CASH SHELTER RENTAL DEPOSIT	100.00
<b>Total</b>			100.00
184380	7/11/2023	SJE, INC INVW103171 DATED 06.23.23	
300-00-53612-000-852		CONTRACTED SERVICES TROUBLESHOOT VFD	388.40
400-00-53700-000-650		REPAIRS & MAINTENANCE INV CD99486884 WELL 2 METER	1,437.24
<b>Total</b>			1,825.64
184381	7/11/2023	STAFFORD ROSENBAUM, LLP Inv1282652 dated 06.27.2023	
100-00-51300-000-000		LEGAL EXPENSE Inv1282652 dated 06.27.2023	390.00
<b>Total</b>			390.00
184382	7/11/2023	SUPERIOR CHEMICAL CORP.	
100-00-55200-745-000		PARK - SUPPLIES Order538988 dated 06.14.2023	307.98
100-00-53311-735-000		STREETS - MATERIALS Order538988 dated 06.14.2023	95.53
100-00-55200-745-000		PARK - SUPPLIES INV 366334 DATE 06.21.2023	466.77
100-00-53311-735-000		STREETS - MATERIALS Inv366820 70%	139.13
100-00-55200-745-000		PARK - SUPPLIES Inv366820 30%	59.63
<b>Total</b>			1,069.04
184383	7/11/2023	TRI-STAR PALLETS act RIDGEWAY statement dated 06.30.2023	
100-00-55200-744-000		PARK - MATERIALS PLAYGROUND MULCH	1,175.00

7/11/2023 1:57 PM

Check Register - Full Report - ALL  
ALL Checks  
1-POOLED CHECKING ACCOUNT \*\*0307

Page: 9  
ACCT

Dated From: From Account:  
Thru: Thru Account:

Check Nbr	Check Date	Payee	Amount
<b>Total</b>			1,175.00
184384	7/11/2023	UNION TECHNOLOGY COOPERATIVE	
		Inv4327 dated 07.06.2023	
300-00-53612-000-852		CONTRACTED SERVICES	250.00
		Inv4327 dated 07.06.2023	
<b>Total</b>			250.00
184385	7/11/2023	US CELLULAR	
100-00-51420-325-000		CLERK TELEPHONE	35.32
300-00-53610-000-823		UTILITIES-LIFT STATIONS&SHOP	43.83
400-00-53610-000-823		UTILITIES-TOWER&SHOP	23.59
100-00-53311-750-000		STREETS - TELEPHONE/CELL	0.00
<b>Total</b>			102.74
184386	7/11/2023	USA BLUE BOOK	
		Inv00048800 dated 06.19.2023	
300-00-53611-000-833		MAINT OF TREATMENT SYSTEM	91.29
		Inv00048800 dated 06.19.2023	
300-00-53611-000-833		MAINT OF TREATMENT SYSTEM	382.17
		Inv00048693 dated 06.19.23	
<b>Total</b>			473.46
184387	7/11/2023	WDI LLC dba WISCONSIN DISTRIBUTORS	
		Inv6269960	
150-00-55200-000-400		CONCESSION STAND INVENTORY EXP	930.60
		Inv6269960	
<b>Total</b>			930.60
184388	7/11/2023	WIL-KIL PEST CONTROL	
		Inv4672869 dated 06.19.2023	
300-00-53612-000-852		CONTRACTED SERVICES	98.55
		Inv4672869 dated 06.19.2023	
<b>Total</b>			98.55

7/11/2023 1:57 PM

Check Register - Full Report - ALL  
ALL Checks  
1-POOLED CHECKING ACCOUNT \*\*0307

Page: 10  
ACCT

Dated From: From Account:  
Thru: Thru Account:

Check Nbr	Check Date	Payee	Amount	
184389	7/11/2023	WISCONSIN STATE LABRATORY OF HYGIENE		
Inv748399 dated 06.30.2023				
400-00-53610-000-821		OPERATION EXPENSES	420.00	
		PFAS TESTING		
			Total	420.00
			Grand Total	73,023.26

7/11/2023 1:57 PM

Check Register - Full Report - ALL  
ALL Checks  
1-POOLED CHECKING ACCOUNT \*\*0307

Page: 11  
ACCT

Dated From: From Account:  
Thru: Thru Account:

	Amount
<hr/>	
Total Expenditure from Fund # 100 - GENERAL FUND	16,117.24
Total Expenditure from Fund # 140 - CAPITAL PROJECTS FUND	600.00
Total Expenditure from Fund # 150 - PUBLIC PROPERTY AND EVENTS	48,534.67
Total Expenditure from Fund # 300 - SEWER FUND	3,487.38
Total Expenditure from Fund # 400 - WATER FUND	4,283.97
Total Expenditure from all Funds	73,023.26

## 2022 Dividend

RECEIVED

JUL 05 2023

Village of Ridgeway

### DIRECTORS

**David De Angelis**  
Village Manager  
Village of Elm Grove

**Rebecca Glewen**  
Mayor  
City of Beaver Dam

**Kathleen Morse**  
Clerk/Treasurer  
City of Rice Lake

**Caz Muske**  
City Administrator  
City of Clintonville

**Todd Novak**  
Mayor  
City of Dodgeville

**Mark Rohloff**  
City Manager  
City of Oshkosh

**Jerry Deschane**  
Executive Director  
League of Wisconsin  
Municipalities

### OFFICER

**Matt Becker**  
Chief Executive Officer  
League of Wisconsin  
Municipalities Mutual  
Insurance

Hello All,

I'm excited to share that the Board of Directors has declared a \$1,500,000 dividend for our 489 policyholders in 2022. Since 2006 the League Insurance company has paid back dividends in excess of \$30,250,000 to our members!

Half of the dividend is based on member pro rata premiums earned from January 1, 2018 through December 31, 2022. The remaining half is based on member experience for the same period of time.

Your 2022 Dividend payment is \$1362.00. Including this 2022 Dividend, over the past 15 years, LWMMI has returned \$34272.00 to you.

League Mutual Insurance is able to pay dividends because claims experience was better than expected by the actuaries and operations continue to run in an efficient manner. Even after paying \$1,500,000 to members, our policyholder surplus remains in excess of \$50,000,000 allowing us to provide great financial protection for your insurance program and it is in great financial shape.

The ability to share a dividend again, I am sure is helpful as we all continue to struggle with the new economic environment, inflation and levy limits. Please also take the time to participate in our Safety Grant Program, HR and legal resources, as well as the Ready Rebound injury management program. The safety and care of our employees, families and citizens is the highest priority and we hope that these funds and programs will make that goal a little easier to achieve.

Thank you for your participation and, as always, please contact me if you have any questions.

Sincerely,



David De Angelis  
President  
June 2023

CC: Baer

**LWMMI**

*League of Wisconsin Municipalities Mutual Insurance*

316 West Washington Ave.  
Suite 600  
Madison, Wisconsin 53703

p 608.833.9595  
f 608.833.8088

matt@lwmmi.org  
www.lwmmi.org

## Ridgeway Library Volunteer Stats

Maggie Johnson <deputyclerk@ridgewaywi.gov>

Mon, Jul 10, 2023 at 10:13 AM

To: Angela Noel <anoel@swls.org>, Carol Murphy <cmurphy@swls.org>, Hailey Roessler <clerk@ridgewaywi.gov>

Since we're halfway through the year, I thought I'd give you all an idea of how the Ridgeway Volunteer Library is doing. These are the numbers as of this morning. My goal for the year is to get to 3,000 visitors, and by the look at our numbers, it seems like we will make it!

### Visitor tally:

Day	Total People	AM Adults	AM Children	PM Adults	PM Children	Public Computer Use
<b>YEAR TOTAL</b>	1784	890	303	293	298	135
<b>ADULT TOTAL</b>	1183					
<b>CHILDREN TOTAL</b>	601					

### Items checked out:

# Adult fiction books	# Adult non-fiction books	# Teen fiction books	# Teen non-fiction books	# Child fiction books	# Child Non-fiction books	# Movies
80	64	14	11	365	126	64

Thanks,

**Maggie Johnson**

Deputy Clerk

THE VILLAGE OF



# RIDGEWAY

Phone: 608-924-5881

[www.ridgewaywi.gov](http://www.ridgewaywi.gov)

\*PLEASE NOTE MY EMAIL ADDRESS HAS CHANGED TO [deputyclerk@ridgewaywi.gov](mailto:deputyclerk@ridgewaywi.gov)\*



## Legislative Fiscal Bureau

One East Main, Suite 301 • Madison, WI 53703 • (608) 266-3847 • Fax: (608) 267-6873  
 Email: [fiscal.bureau@legis.wisconsin.gov](mailto:fiscal.bureau@legis.wisconsin.gov) • Website: <http://legis.wisconsin.gov/lfb>

June 19, 2023

TO: Members  
 Wisconsin Legislature

FROM: Bob Lang, Director

SUBJECT: Distribution of Supplemental County and Municipal Aid Under Enrolled Assembly Bill 245 (AB 245)

This memorandum provides a fiscal estimate of changes to the formula for distribution of supplemental county and municipal aid under Enrolled AB 245. The enrolled bill would provide each municipality with a population below 110,000 with a minimum increase of 20% of their existing county and municipal aid payment, or the amount calculated under the formula in the bill, whichever is greater. Counties, and municipalities with populations over 110,000 (the City of Madison and the City of Milwaukee), would receive a minimum increase of 10%. In total, the formula provisions of Enrolled AB 245 would distribute \$206.9 million to municipalities and \$68.0 million to counties.

The table below summarizes the distribution of supplemental county and municipal aid to all local government types. Additionally, the attachment to this memorandum indicates the distribution of supplemental county and municipal aid to each county and municipality in the state.

### Comparison of Aid by Local Government Type

	<u>Existing County and Municipal Aid</u>	<u>Supplemental County and Municipal Aid</u>	<u>Total Aid</u>	<u>Percent Increase</u>
Towns	\$41,832,081	\$65,619,309	\$107,451,390	156.9%
Villages	63,470,949	34,784,036	98,254,985	54.8
Cities	525,126,173	106,463,799	631,589,972	20.3
Counties	<u>122,646,496</u>	<u>68,000,026</u>	<u>190,646,522</u>	55.4
Total	\$753,075,698	\$274,867,170	\$1,027,942,868	36.5%

NA/lb  
 Attachments

## ATTACHMENT 1

## Aid Distribution to Municipalities

<u>County</u>	<u>Municipality</u>	<u>Existing County and Municipal Aid</u>	<u>Supplemental County and Municipal Aid</u>	<u>Total Aid</u>	<u>Percent Increase</u>
Adams	Town of Adams	\$27,974	\$53,299	\$81,273	190.5%
	Town of Big Flats	12,076	45,980	58,055	380.8
	Town of Colburn	5,905	33,598	39,502	569.0
	Town of Dell Prairie	16,094	57,428	73,522	356.8
	Town of Easton	15,633	47,860	63,493	306.1
	Town of Jackson	9,594	49,220	58,814	513.0
	Town of Leola	8,889	34,841	43,730	391.9
	Town of Lincoln	11,032	35,430	46,461	321.2
	Town of Monroe	4,990	36,639	41,630	734.2
	Town of New Chester	82,243	64,775	147,018	78.8
	Town of New Haven	14,032	41,428	55,460	295.2
	Town of Preston	15,436	53,199	68,634	344.7
	Town of Quincy	13,575	49,472	63,047	364.4
	Town of Richfield	6,517	32,354	38,870	496.5
	Town of Rome	37,126	82,203	119,330	221.4
	Town of Springville	11,432	51,352	62,785	449.2
	Town of Strongs Prairie	14,853	49,455	64,309	333.0
Village of Friendship	157,969	40,185	198,154	25.4	
City of Adams	606,813	121,363	728,176	20.0	
Ashland	Town of Agenda	28,534	36,203	64,737	126.9
	Town of Ashland	66,071	39,849	105,920	60.3
	Town of Chippewa	14,349	35,850	50,199	249.8
	Town of Gingles	37,296	42,503	79,799	114.0
	Town of Gordon	5,270	34,404	39,674	652.9
	Town of Jacobs	142,954	40,857	183,811	28.6
	Town of La Pointe	6,670	37,228	43,897	558.2
	Town of Marengo	32,341	37,799	70,140	116.9
	Town of Morse	22,830	38,387	61,217	168.1
	Town of Peeksville	15,096	32,303	47,399	214.0
	Town of Sanborn	96,853	53,132	149,985	54.9
	Town of Shanagolden	4,455	32,202	36,657	722.9
	Town of White River	51,935	48,011	99,946	92.4
	Village of Butternut	138,535	36,085	174,620	26.0
	City of Ashland	3,543,471	773,572	4,317,043	21.8
City of Mellen	403,334	80,667	484,001	20.0	
Barron	Town of Almena	10,507	45,090	55,596	429.1
	Town of Arland	63,035	41,982	105,017	66.6
	Town of Barron	52,498	43,628	96,126	83.1
	Town of Bear Lake	8,741	41,478	50,219	474.6
	Town of Cedar Lake	10,697	48,398	59,094	452.4
	Town of Chetek	20,438	59,407	79,845	290.7
	Town of Clinton	72,250	44,687	116,937	61.8
	Town of Crystal Lake	25,038	42,520	67,558	169.8
	Town of Cumberland	31,021	43,729	74,751	141.0
	Town of Dallas	34,943	39,614	74,557	113.4
	Town of Dovre	54,679	43,864	98,543	80.2
	Town of Doyle	28,680	38,219	66,899	133.3
	Town of Lakeland	14,989	45,778	60,767	305.4

<u>County</u>	<u>Municipality</u>	<u>Existing County and Municipal Aid</u>	<u>Supplemental County and Municipal Aid</u>	<u>Total Aid</u>	<u>Percent Increase</u>
Barron continued	Town of Maple Grove	\$91,409	\$44,687	\$136,095	48.9%
	Town of Maple Plain	8,071	44,317	52,388	549.1
	Town of Oak Grove	50,645	46,282	96,927	91.4
	Town of Prairie Farm	62,132	39,664	101,796	63.8
	Town of Prairie Lake	21,649	58,115	79,764	268.4
	Town of Rice Lake	63,980	77,547	141,527	121.2
	Town of Sioux Creek	74,491	41,445	115,936	55.6
	Town of Stanfold	43,256	41,915	85,171	96.9
	Town of Stanley	69,115	73,224	142,339	105.9
	Town of Sumner	37,607	41,781	79,388	111.1
	Town of Turtle Lake	48,944	40,907	89,851	83.6
	Town of Vance Creek	89,135	41,680	130,815	46.8
	Village of Almena	192,922	42,469	235,392	22.0
	Village of Cameron	356,408	71,282	427,689	20.0
	Village of Dallas	89,939	36,018	125,957	40.0
	Village of Haugen	82,494	34,472	116,965	41.8
	Village of Prairie Farm	108,397	38,370	146,767	35.4
	Village of Turtle Lake	211,647	47,474	259,121	22.4
	City of Barron	697,078	139,416	836,494	20.0
	City of Chetek	331,987	66,397	398,384	20.0
City of Cumberland	492,607	98,521	591,128	20.0	
City of Rice Lake	1,698,072	414,955	2,113,027	24.4	
Bayfield	Town of Barksdale	39,401	42,469	81,871	107.8
	Town of Barnes	12,030	43,780	55,810	363.9
	Town of Bayfield	16,179	43,309	59,488	267.7
	Town of Bayview	6,786	38,622	45,408	569.2
	Town of Bell	6,468	36,035	42,503	557.1
	Town of Cable	20,791	44,435	65,225	213.7
	Town of Clover	5,982	34,387	40,369	574.9
	Town of Delta	6,079	35,312	41,391	580.8
	Town of Drummond	11,841	39,126	50,968	330.4
	Town of Eileen	47,650	42,083	89,733	88.3
	Town of Grand View	11,861	38,521	50,382	324.8
	Town of Hughes	5,539	37,933	43,472	684.8
	Town of Iron River	11,605	50,748	62,353	437.3
	Town of Kelly	30,293	37,312	67,605	123.2
	Town of Keystone	44,819	36,253	81,072	80.9
	Town of Lincoln	19,422	34,203	53,624	176.1
	Town of Mason	28,997	34,824	63,821	120.1
	Town of Namakagon	7,675	35,312	42,987	460.1
	Town of Orienta	4,048	32,757	36,805	809.1
	Town of Oulu	63,362	39,462	102,824	62.3
	Town of Pilsen	27,162	33,749	60,911	124.2
	Town of Port Wing	56,954	36,539	93,493	64.2
	Town of Russell	114,191	56,203	170,394	49.2
	Town of Tripp	14,677	34,169	48,846	232.8
	Town of Washburn	23,932	39,328	63,260	164.3
Village of Mason	39,219	31,698	70,917	80.8	
City of Bayfield	28,296	39,849	68,144	140.8	
City of Washburn	626,762	125,352	752,114	20.0	
Brown	Town of Eaton	23,654	58,384	82,038	246.8
	Town of Glenmore	25,079	47,709	72,788	190.2
	Town of Green Bay	20,690	67,172	87,863	324.7
	Town of Holland	47,335	56,337	103,672	119.0
	Town of Humboldt	61,816	51,990	113,806	84.1

<u>County</u>	<u>Municipality</u>	<u>Existing County and Municipal Aid</u>	<u>Supplemental County and Municipal Aid</u>	<u>Total Aid</u>	<u>Percent Increase</u>
Brown continued	Town of Lawrence	\$18,015	\$178,240	\$196,254	989.4%
	Town of Ledgeview	24,843	237,923	262,766	957.7
	Town of Morrison	67,244	58,518	125,763	87.0
	Town of New Denmark	28,506	56,152	84,659	197.0
	Town of Pittsfield	33,854	77,178	111,032	228.0
	Town of Rockland	18,461	59,877	78,338	324.3
	Town of Scott	34,836	91,395	126,231	262.4
	Town of Wrightstown	60,021	74,263	134,284	123.7
	Village of Allouez	372,972	341,925	714,897	91.7
	Village of Ashwaubenon	219,020	425,283	644,303	194.2
	Village of Bellevue	312,471	398,854	711,325	127.6
	Village of Denmark	245,804	71,062	316,865	28.9
	Village of Hobart	63,059	262,930	325,988	417.0
	Village of Howard	532,610	496,069	1,028,679	93.1
	Village of Pulaski	490,199	98,040	588,239	20.0
	Village of Suamico	101,127	324,406	425,533	320.8
	Village of Wrightstown	120,260	84,531	204,791	70.3
	City of De Pere	1,133,380	596,796	1,730,175	52.7
City of Green Bay	15,599,203	3,119,841	18,719,043	20.0	
Buffalo	Town of Alma	21,711	34,287	55,997	157.9
	Town of Belvidere	24,468	36,488	60,957	149.1
	Town of Buffalo	36,006	42,486	78,492	118.0
	Town of Canton	20,821	34,135	54,956	163.9
	Town of Cross	17,446	36,203	53,649	207.5
	Town of Dover	36,143	38,740	74,883	107.2
	Town of Gilmanton	35,548	37,110	72,658	104.4
	Town of Glencoe	27,735	36,824	64,559	132.8
	Town of Lincoln	9,566	32,791	42,356	342.8
	Town of Maxville	11,083	35,379	46,462	319.2
	Town of Milton	34,114	39,076	73,190	114.5
	Town of Modena	24,833	35,211	60,044	141.8
	Town of Mondovi	38,701	37,564	76,265	97.1
	Town of Montana	13,214	34,488	47,702	261.0
	Town of Naples	30,920	41,714	72,634	134.9
	Town of Nelson	31,580	39,681	71,261	125.7
	Town of Waumandee	24,303	38,454	62,757	158.2
	Village of Cochrane	81,632	37,076	118,709	45.4
	Village of Nelson	96,547	35,413	131,960	36.7
	City of Alma	116,189	42,050	158,239	36.2
	City of Buffalo City	63,061	46,954	110,015	74.5
City of Fountain City	206,326	43,494	249,820	21.1	
City of Mondovi	606,283	121,257	727,540	20.0	
Burnett	Town of Anderson	22,659	36,875	59,534	162.7
	Town of Blaine	8,311	33,446	41,758	402.4
	Town of Daniels	16,082	41,445	57,526	257.7
	Town of Dewey	24,514	39,194	63,707	159.9
	Town of Grantsburg	43,694	49,858	93,552	114.1
	Town of Jackson	6,782	45,845	52,628	675.9
	Town of La Follette	6,522	39,446	45,967	604.8
	Town of Lincoln	17,724	36,253	53,977	204.5
	Town of Meenon	11,556	50,362	61,918	435.8
	Town of Oakland	7,241	46,567	53,808	643.1
	Town of Roosevelt	9,470	33,329	42,799	351.9
	Town of Rusk	5,092	37,883	42,975	743.9
	Town of Sand Lake	5,798	39,731	45,530	685.2

<u>County</u>	<u>Municipality</u>	<u>Existing County and Municipal Aid</u>	<u>Supplemental County and Municipal Aid</u>	<u>Total Aid</u>	<u>Percent Increase</u>
Burnett continued	Town of Scott	\$6,585	\$39,849	\$46,434	605.1%
	Town of Siren	14,658	46,903	61,561	320.0
	Town of Swiss	19,293	43,544	62,837	225.7
	Town of Trade Lake	13,930	45,308	59,238	325.3
	Town of Union	4,349	35,883	40,233	825.0
	Town of Webb Lake	3,457	37,345	40,802	1080.4
	Town of West Marshland	22,007	36,740	58,748	166.9
	Town of Wood River	21,358	45,207	66,565	211.7
	Village of Grantsburg	398,413	79,683	478,096	20.0
	Village of Siren	165,250	43,830	209,080	26.5
	Village of Webster	173,891	41,714	215,605	24.0
Calumet	Town of Brillion	51,469	58,250	109,719	113.2
	Town of Brothertown	40,807	52,259	93,066	128.1
	Town of Charlestown	30,209	42,957	73,166	142.2
	Town of Chilton	19,182	47,726	66,908	248.8
	Town of New Holstein	65,846	55,649	121,494	84.5
	Town of Rantoul	45,618	42,553	88,172	93.3
	Town of Stockbridge	24,861	54,290	79,150	218.4
	Town of Woodville	47,702	44,367	92,069	93.0
	Village of Harrison	55,967	351,079	407,046	627.3
	Village of Hilbert	385,222	77,044	462,266	20.0
	Village of Potter	43,337	34,085	77,422	78.7
	Village of Sherwood	14,217	86,239	100,456	606.6
	Village of Stockbridge	35,638	41,512	77,150	116.5
	City of Brillion	577,349	115,470	692,819	20.0
	City of Chilton	493,910	98,782	592,692	20.0
City of New Holstein	603,860	120,772	724,632	20.0	
Chippewa	Town of Anson	33,952	69,302	103,254	204.1
	Town of Arthur	47,075	43,125	90,199	91.6
	Town of Auburn	33,095	43,225	76,321	130.6
	Town of Birch Creek	7,715	38,471	46,186	498.7
	Town of Bloomer	39,715	48,498	88,214	122.1
	Town of Cleveland	54,648	45,039	99,687	82.4
	Town of Colburn	28,226	45,106	73,332	159.8
	Town of Cooks Valley	39,840	42,738	82,578	107.3
	Town of Delmar	87,945	47,138	135,084	53.6
	Town of Eagle Point	64,251	85,100	149,352	132.4
	Town of Edson	70,394	49,556	119,950	70.4
	Town of Estella	17,059	38,068	55,127	223.2
	Town of Goetz	52,157	43,712	95,870	83.8
	Town of Hallie	9,194	32,791	41,984	356.7
	Town of Howard	32,267	43,309	75,576	134.2
	Town of Lafayette	88,244	172,144	260,387	195.1
	Town of Lake Holcombe	17,945	47,071	65,017	262.3
	Town of Ruby	21,088	37,866	58,954	179.6
	Town of Sampson	19,972	46,551	66,523	233.1
	Town of Sigel	45,453	49,556	95,009	109.0
	Town of Tilden	32,800	56,001	88,801	170.7
	Town of Wheaton	53,192	77,295	130,487	145.3
	Town of Woodmohr	55,770	46,937	102,707	84.2
	Village of Boyd	214,802	42,960	257,762	20.0
	Village of Cadott	237,829	55,162	292,991	23.2
	Village of Lake Hallie	165,505	191,395	356,900	115.6
	Village of New Auburn	137,157	39,446	176,602	28.8
	City of Bloomer	738,210	147,642	885,852	20.0

<u>County</u>	<u>Municipality</u>	<u>Existing County and Municipal Aid</u>	<u>Supplemental County and Municipal Aid</u>	<u>Total Aid</u>	<u>Percent Increase</u>
Chippewa cont.	City of Chippewa Falls	\$3,108,639	\$743,899	\$3,852,539	23.9%
	City of Cornell	484,489	96,898	581,386	20.0
	City of Stanley	986,128	197,226	1,183,354	20.0
Clark	Town of Beaver	78,564	43,830	122,394	55.8
	Town of Butler	18,646	31,950	50,596	171.4
	Town of Colby	56,125	45,526	101,652	81.1
	Town of Dewhurst	4,153	35,950	40,103	865.7
	Town of Eaton	38,863	42,066	80,929	108.2
	Town of Foster	11,870	32,001	43,871	269.6
	Town of Fremont	62,233	52,276	114,509	84.0
	Town of Grant	85,610	44,468	130,078	51.9
	Town of Green Grove	40,088	42,654	82,742	106.4
	Town of Hendren	38,018	37,328	75,346	98.2
	Town of Hewett	9,365	34,942	44,307	373.1
	Town of Hixon	50,520	45,106	95,626	89.3
	Town of Hoard	49,652	43,309	92,961	87.2
	Town of Levis	42,714	37,328	80,043	87.4
	Town of Longwood	37,478	44,636	82,114	119.1
	Town of Loyal	77,153	43,326	120,479	56.2
	Town of Lynn	51,008	44,283	95,292	86.8
	Town of Mayville	68,264	46,248	114,512	67.7
	Town of Mead	9,043	36,102	45,145	399.2
	Town of Mentor	49,994	39,210	89,204	78.4
	Town of Pine Valley	59,689	49,976	109,665	83.7
	Town of Reseburg	42,128	43,578	85,706	103.4
	Town of Seif	19,619	33,194	52,813	169.2
	Town of Sherman	56,135	43,964	100,099	78.3
	Town of Sherwood	15,411	33,917	49,328	220.1
	Town of Thorp	55,304	44,401	99,705	80.3
	Town of Unity	88,870	42,587	131,457	47.9
	Town of Warner	52,167	40,689	92,856	78.0
	Town of Washburn	29,256	34,908	64,164	119.3
	Town of Weston	45,599	41,798	87,396	91.7
	Town of Withee	49,676	47,424	97,100	95.5
	Town of Worden	49,651	41,949	91,600	84.5
	Town of York	84,645	44,082	128,727	52.1
Village of Curtiss	63,513	35,026	98,539	55.1	
Village of Dorchester	210,189	44,334	254,523	21.1	
Village of Granton	201,181	40,236	241,417	20.0	
Village of Withee	208,589	41,718	250,307	20.0	
City of Abbotsford	446,895	89,379	536,274	20.0	
City of Colby	439,525	87,905	527,430	20.0	
City of Greenwood	459,212	91,842	551,054	20.0	
City of Loyal	387,517	77,503	465,020	20.0	
City of Neillsville	863,946	172,789	1,036,735	20.0	
City of Owen	468,997	93,799	562,796	20.0	
City of Thorp	573,074	114,615	687,688	20.0	
Columbia	Town of Arlington	10,820	43,746	54,566	404.3
	Town of Caledonia	22,464	55,263	77,727	246.0
	Town of Columbus	23,517	40,605	64,122	172.7
	Town of Courtland	14,653	38,269	52,923	261.2
	Town of Dekorra	27,384	72,285	99,669	264.0
	Town of Fort Winnebago	11,294	43,729	55,023	387.2
	Town of Fountain Prairie	13,153	45,845	58,998	348.6
Town of Hampden	13,841	39,866	53,707	288.0	

<u>County</u>	<u>Municipality</u>	<u>Existing County and Municipal Aid</u>	<u>Supplemental County and Municipal Aid</u>	<u>Total Aid</u>	<u>Percent Increase</u>	
Columbia cont.	Town of Leeds	\$10,783	\$42,637	\$53,421	395.4%	
	Town of Lewiston	17,320	51,168	68,488	295.4	
	Town of Lodi	32,649	85,301	117,951	261.3	
	Town of Lowville	15,556	47,205	62,761	303.5	
	Town of Marcellon	11,392	49,237	60,630	432.2	
	Town of Newport	6,796	40,151	46,947	590.8	
	Town of Otsego	11,644	41,260	52,904	354.4	
	Town of Pacific	18,681	77,178	95,859	413.1	
	Town of Randolph	9,073	42,889	51,963	472.7	
	Town of Scott	9,636	44,687	54,322	463.7	
	Town of Springvale	6,419	39,059	45,478	608.5	
	Town of West Point	19,527	64,724	84,251	331.5	
	Town of Wycena	18,063	60,196	78,259	333.2	
	Village of Arlington	31,514	44,216	75,730	140.3	
	Village of Cambria	221,594	44,319	265,913	20.0	
	Village of Doylestown	49,927	34,673	84,600	69.4	
	Village of Fall River	79,233	60,481	139,714	76.3	
	Village of Friesland	41,772	35,413	77,184	84.8	
	Village of Pardeeville	247,311	64,724	312,036	26.2	
	Village of Poynette	260,022	73,542	333,564	28.3	
	Village of Rio	138,839	49,220	188,060	35.5	
	Village of Wycena	90,545	42,637	133,183	47.1	
	City of Columbus	573,836	160,652	734,488	28.0	
	City of Lodi	110,093	84,129	194,222	76.4	
	City of Portage	1,600,574	405,786	2,006,360	25.4	
	City of Wisconsin Dells	89,090	84,297	173,387	94.6	
	Crawford	Town of Bridgeport	10,758	46,870	57,628	435.7
		Town of Clayton	36,633	47,726	84,359	130.3
Town of Eastman		36,740	42,419	79,159	115.5	
Town of Freeman		29,367	42,352	71,719	144.2	
Town of Haney		44,248	35,362	79,611	79.9	
Town of Marietta		40,574	38,555	79,129	95.0	
Town of Prairie du Chien		53,278	46,030	99,308	86.4	
Town of Scott		37,139	39,110	76,248	105.3	
Town of Seneca		42,076	45,812	87,887	108.9	
Town of Utica		66,110	40,538	106,648	61.3	
Town of Wauzeka		46,110	36,337	82,447	78.8	
Village of Bell Center		28,627	31,816	60,443	111.1	
Village of Eastman		70,249	35,866	106,115	51.1	
Village of Ferryville		43,225	33,245	76,469	76.9	
Village of Gays Mills		215,955	43,191	259,146	20.0	
Village of Lynxville		36,606	32,236	68,842	88.1	
Village of Mount Sterling		46,406	33,177	79,583	71.5	
Village of Soldiers Grove		230,498	46,100	276,597	20.0	
Village of Steuben		35,665	32,017	67,682	89.8	
Village of Wauzeka		156,770	40,487	197,257	25.8	
City of Prairie du Chien	1,216,723	288,532	1,505,255	23.7		
Dane	Town of Albion	38,024	64,741	102,765	170.3	
	Town of Berry	20,673	49,774	70,448	240.8	
	Town of Black Earth	7,260	38,690	45,949	532.9	
	Town of Blooming Grove	25,347	56,337	81,684	222.3	
	Town of Blue Mounds	9,279	45,123	54,402	486.3	
	Town of Bristol	29,713	105,429	135,142	354.8	
	Town of Burke	38,206	84,766	122,971	221.9	
	Town of Christiana	19,241	50,798	70,039	264.0	

<u>County</u>	<u>Municipality</u>	<u>Existing County and Municipal Aid</u>	<u>Supplemental County and Municipal Aid</u>	<u>Total Aid</u>	<u>Percent Increase</u>
Dane continued	Town of Cottage Grove	\$52,520	\$94,156	\$146,676	179.3%
	Town of Cross Plains	17,619	55,246	72,866	313.6
	Town of Dane	12,501	45,778	58,279	366.2
	Town of Deerfield	17,857	58,434	76,291	327.2
	Town of Dunkirk	28,158	61,437	89,595	218.2
	Town of Dunn	70,863	111,697	182,560	157.6
	Town of Madison	613,493	174,242	787,735	28.4
	Town of Mazomanie	14,132	48,263	62,395	341.5
	Town of Medina	16,157	52,729	68,886	326.3
	Town of Middleton	55,943	183,950	239,893	328.8
	Town of Montrose	14,071	47,877	61,948	340.3
	Town of Oregon	37,330	82,622	119,953	221.3
	Town of Perry	9,542	42,436	51,978	444.7
	Town of Pleasant Springs	39,819	82,036	121,855	206.0
	Town of Primrose	8,318	42,789	51,107	514.4
	Town of Roxbury	21,854	61,353	83,208	280.7
	Town of Rutland	22,746	63,316	86,061	278.4
	Town of Springdale	19,434	65,009	84,443	334.5
	Town of Springfield	36,366	79,272	115,638	218.0
	Town of Sun Prairie	27,212	70,106	97,318	257.6
	Town of Vermont	9,628	44,838	54,465	465.7
	Town of Verona	26,916	63,718	90,634	236.7
	Town of Vienna	18,083	58,183	76,266	321.7
	Town of Westport	45,430	102,135	147,565	224.8
	Town of York	9,610	41,747	51,357	434.4
	Village of Belleville	128,467	74,631	203,098	58.1
	Village of Black Earth	77,878	56,052	133,929	72.0
	Village of Blue Mounds	116,311	46,013	162,324	39.6
	Village of Cambridge	59,482	58,686	118,168	98.7
	Village of Cottage Grove	46,003	226,248	272,251	491.8
	Village of Cross Plains	105,052	99,141	204,193	94.4
	Village of Dane	49,069	48,750	97,819	99.3
	Village of Deerfield	175,914	72,486	248,400	41.2
	Village of DeForest	175,444	283,166	458,610	161.4
	Village of Maple Bluff	16,840	54,071	70,912	321.1
	Village of Marshall	422,250	95,561	517,811	22.6
	Village of Mazomanie	108,466	60,062	168,528	55.4
	Village of McFarland	109,224	241,610	350,834	221.2
	Village of Mount Horeb	153,259	204,111	357,370	133.2
	Village of Oregon	165,887	292,736	458,623	176.5
	Village of Rockdale	30,976	33,463	64,439	108.0
	Village of Shorewood Hills	20,888	66,401	87,289	317.9
	Village of Waunakee	141,511	373,425	514,936	263.9
	Village of Windsor	67,207	236,394	303,600	351.7
	City of Fitchburg	303,670	765,936	1,069,606	252.2
City of Madison	4,763,151	2,779,881	7,543,032	58.4	
City of Middleton	229,042	541,948	770,990	236.6	
City of Monona	126,593	226,585	353,179	179.0	
City of Stoughton	539,965	323,825	863,790	60.0	
City of Sun Prairie	618,718	890,198	1,508,916	143.9	
City of Verona	124,612	361,453	486,065	290.1	
Dodge	Town of Ashippun	37,683	74,933	112,616	198.9
	Town of Beaver Dam	57,522	98,238	155,760	170.8
	Town of Burnett	24,639	43,914	68,553	178.2
	Town of Calamus	30,384	47,575	77,959	156.6
	Town of Chester	14,115	41,361	55,476	293.0

<u>County</u>	<u>Municipality</u>	<u>Existing County and Municipal Aid</u>	<u>Supplemental County and Municipal Aid</u>	<u>Total Aid</u>	<u>Percent Increase</u>
Dodge continued	Town of Clyman	\$16,058	\$42,033	\$58,091	261.7%
	Town of Elba	13,051	47,474	60,525	363.8
	Town of Emmet	18,102	52,124	70,226	288.0
	Town of Fox Lake	36,471	70,509	106,980	193.3
	Town of Herman	23,907	49,153	73,060	205.6
	Town of Hubbard	20,450	59,776	80,227	292.3
	Town of Hustisford	19,253	52,863	72,116	274.6
	Town of Lebanon	66,111	56,589	122,699	85.6
	Town of LeRoy	23,393	46,080	69,473	197.0
	Town of Lomira	26,531	48,549	75,080	183.0
	Town of Lowell	26,085	49,556	75,641	190.0
	Town of Oak Grove	23,669	47,273	70,941	199.7
	Town of Portland	23,189	48,263	71,452	208.1
	Town of Rubicon	25,509	65,915	91,424	258.4
	Town of Shields	14,579	38,572	53,151	264.6
	Town of Theresa	29,754	48,280	78,034	162.3
	Town of Trenton	16,785	50,496	67,281	300.8
	Town of Westford	16,531	52,141	68,673	315.4
	Village of Brownsville	22,706	40,588	63,294	178.8
	Village of Clyman	103,928	36,690	140,617	35.3
	Village of Hustisford	132,319	48,465	180,783	36.6
	Village of Iron Ridge	170,955	45,291	216,246	26.5
	Village of Kekoskee	38,913	43,981	82,894	113.0
	Village of Lomira	202,267	75,117	277,384	37.1
	Village of Lowell	93,063	35,144	128,207	37.8
	Village of Neosho	71,662	39,916	111,578	55.7
	Village of Randolph	259,205	60,011	319,216	23.2
	Village of Reeseville	181,314	42,940	224,254	23.7
	Village of Theresa	207,927	51,168	259,095	24.6
	City of Beaver Dam	1,576,614	454,114	2,030,727	28.8
	City of Fox Lake	427,136	85,427	512,564	20.0
	City of Horicon	714,728	142,946	857,674	20.0
	City of Juneau	744,996	148,999	893,995	20.0
City of Mayville	780,026	199,243	979,269	25.5	
City of Waupun	2,647,504	621,743	3,269,247	23.5	
Door	Town of Baileys Harbor	10,824	50,798	61,623	469.3
	Town of Brussels	31,886	48,901	80,788	153.4
	Town of Clay Banks	5,602	36,488	42,090	651.4
	Town of Egg Harbor	13,645	55,112	68,757	403.9
	Town of Forestville	44,572	47,860	92,433	107.4
	Town of Gardner	12,460	50,631	63,090	406.3
	Town of Gibraltar	12,928	51,268	64,196	396.6
	Town of Jacksonport	9,698	44,888	54,586	462.9
	Town of Liberty Grove	20,186	65,680	85,866	325.4
	Town of Nasewauppee	22,535	63,617	86,152	282.3
	Town of Sevastopol	33,610	77,966	111,576	232.0
	Town of Sturgeon Bay	12,523	43,880	56,403	350.4
	Town of Union	9,436	46,987	56,424	497.9
	Town of Washington	9,228	43,158	52,386	467.7
	Village of Egg Harbor	3,445	36,203	39,647	1050.9
	Village of Ephraim	3,896	35,850	39,745	920.3
	Village of Forestville	61,416	38,051	99,467	62.0
	Village of Sister Bay	9,036	49,892	58,928	552.1
	City of Sturgeon Bay	720,722	244,285	965,007	33.9

<u>County</u>	<u>Municipality</u>	<u>Existing County and Municipal Aid</u>	<u>Supplemental County and Municipal Aid</u>	<u>Total Aid</u>	<u>Percent Increase</u>
Douglas	Town of Amnicon	\$45,371	\$50,547	\$95,917	111.4%
	Town of Bennett	31,183	40,605	71,788	130.2
	Town of Brule	37,974	40,235	78,209	106.0
	Town of Cloverland	30,571	34,186	64,757	111.8
	Town of Dairyland	10,144	33,547	43,691	330.7
	Town of Gordon	14,793	42,688	57,481	288.6
	Town of Hawthorne	55,776	47,357	103,132	84.9
	Town of Highland	6,481	35,732	42,213	551.4
	Town of Lakeside	50,220	41,462	91,682	82.6
	Town of Maple	65,884	41,932	107,816	63.6
	Town of Oakland	73,727	49,925	123,652	67.7
	Town of Parkland	108,157	50,866	159,023	47.0
	Town of Solon Springs	18,517	46,399	64,916	250.6
	Town of Summit	42,346	47,491	89,837	112.1
	Town of Superior	68,576	68,363	136,939	99.7
	Town of Wascott	14,639	45,207	59,846	308.8
	Village of Lake Nebagamon	15,087	48,985	64,072	324.7
	Village of Oliver	45,727	37,110	82,837	81.2
	Village of Poplar	40,999	40,672	81,671	99.2
	Village of Solon Springs	90,786	41,142	131,929	45.3
	Village of Superior	52,325	41,327	93,652	79.0
City of Superior	7,550,094	1,733,576	9,283,670	23.0	
Dunn	Town of Colfax	17,175	50,933	68,108	296.5
	Town of Dunn	85,684	54,860	140,544	64.0
	Town of Eau Galle	34,981	42,973	77,954	122.8
	Town of Elk Mound	25,308	61,974	87,282	244.9
	Town of Grant	24,636	36,589	61,225	148.5
	Town of Hay River	28,284	40,722	69,006	144.0
	Town of Lucas	37,221	41,764	78,985	112.2
	Town of Menomonie	147,913	87,679	235,592	59.3
	Town of New Haven	58,819	41,344	100,163	70.3
	Town of Otter Creek	23,808	38,757	62,564	162.8
	Town of Peru	17,572	33,950	51,523	193.2
	Town of Red Cedar	36,067	70,307	106,374	194.9
	Town of Rock Creek	26,114	46,836	72,950	179.4
	Town of Sand Creek	45,489	40,202	85,691	88.4
	Town of Sheridan	34,938	37,833	72,771	108.3
	Town of Sherman	29,604	46,131	75,735	155.8
	Town of Spring Brook	44,598	58,686	103,284	131.6
	Town of Stanton	59,136	42,789	101,925	72.4
	Town of Tainter	24,379	74,631	99,010	306.1
	Town of Tiffany	53,930	40,386	94,317	74.9
	Town of Weston	29,864	39,630	69,495	132.7
	Town of Wilson	33,243	38,538	71,782	115.9
	Village of Boyceville	464,606	92,921	557,527	20.0
	Village of Colfax	276,272	55,254	331,526	20.0
	Village of Downing	23,089	33,917	57,006	146.9
	Village of Elk Mound	226,192	46,500	272,692	20.6
	Village of Knapp	121,437	38,152	159,589	31.4
	Village of Ridgeland	66,114	34,337	100,451	51.9
Village of Wheeler	121,048	35,530	156,578	29.4	
City of Menomonie	3,173,896	772,649	3,946,545	24.3	
Eau Claire	Town of Bridge Creek	74,083	67,525	141,607	91.1
	Town of Brunswick	52,953	63,316	116,269	119.6
	Town of Clear Creek	35,036	43,057	78,093	122.9

<u>County</u>	<u>Municipality</u>	<u>Existing County and Municipal Aid</u>	<u>Supplemental County and Municipal Aid</u>	<u>Total Aid</u>	<u>Percent Increase</u>
Eau Claire cont.	Town of Drammen	\$23,559	\$43,360	\$66,918	184.0%
	Town of Fairchild	29,358	37,665	67,023	128.3
	Town of Lincoln	48,086	49,086	97,172	102.1
	Town of Ludington	36,782	48,011	84,794	130.5
	Town of Otter Creek	20,073	37,144	57,216	185.0
	Town of Pleasant Valley	40,340	96,063	136,403	238.1
	Town of Seymour	73,008	86,708	159,715	118.8
	Town of Union	36,543	75,235	111,777	205.9
	Town of Washington	98,086	202,060	300,145	206.0
	Town of Wilson	39,161	37,412	76,574	95.5
	Village of Fairchild	228,519	45,704	274,223	20.0
	Village of Fall Creek	229,366	53,988	283,353	23.5
	City of Altoona	1,134,661	302,845	1,437,507	26.7
	City of Augusta	512,585	102,517	615,102	20.0
City of Eau Claire	6,080,985	1,216,197	7,297,182	20.0	
Florence	Town of Aurora	65,032	46,601	111,633	71.7
	Town of Commonwealth	13,348	36,690	50,038	274.9
	Town of Fence	4,179	33,076	37,256	791.4
	Town of Fern	5,516	33,110	38,626	600.2
	Town of Florence	47,338	65,227	112,565	137.8
	Town of Homestead	12,767	36,488	49,255	285.8
	Town of Long Lake	9,267	32,992	42,259	356.0
	Town of Tipler	3,890	32,673	36,563	840.0
Fond du Lac	Town of Alto	28,214	47,743	75,957	169.2
	Town of Ashford	37,991	59,122	97,113	155.6
	Town of Auburn	28,452	70,073	98,524	246.3
	Town of Byron	32,484	58,199	90,684	179.2
	Town of Calumet	23,817	53,820	77,637	226.0
	Town of Eden	15,417	47,340	62,756	307.1
	Town of Eldorado	54,357	53,450	107,807	98.3
	Town of Empire	32,521	76,475	108,995	235.2
	Town of Fond du Lac	49,458	92,416	141,873	186.9
	Town of Forest	23,101	46,416	69,517	200.9
	Town of Friendship	113,913	76,257	190,170	66.9
	Town of Lamartine	33,377	59,642	93,019	178.7
	Town of Marshfield	17,348	48,717	66,065	280.8
	Town of Metomen	8,891	41,613	50,503	468.0
	Town of Oakfield	27,313	41,394	68,707	151.6
	Town of Osceola	21,982	60,850	82,832	276.8
	Town of Ripon	32,502	51,990	84,493	160.0
	Town of Rosendale	11,085	42,369	53,454	382.2
	Town of Springvale	19,693	41,378	61,071	210.1
	Town of Taycheedah	45,496	107,084	152,579	235.4
	Town of Waupun	17,720	53,283	71,002	300.7
	Village of Brandon	191,204	44,770	235,975	23.4
	Village of Campbellsport	278,942	62,309	341,251	22.3
	Village of Eden	106,850	45,190	152,041	42.3
	Village of Fairwater	72,780	35,799	108,580	49.2
	Village of Mount Calvary	81,915	39,227	121,143	47.9
	Village of North Fond du Lac	1,376,244	319,930	1,696,174	23.2
	Village of Oakfield	132,675	47,827	180,502	36.0
	Village of Rosendale	117,685	47,457	165,142	40.3
	Village of St. Cloud	70,172	38,337	108,508	54.6
	City of Fond du Lac	5,397,989	1,492,869	6,890,859	27.7
	City of Ripon	1,482,366	361,284	1,843,651	24.4

<u>County</u>	<u>Municipality</u>	<u>Existing County and Municipal Aid</u>	<u>Supplemental County and Municipal Aid</u>	<u>Total Aid</u>	<u>Percent Increase</u>
Forest	Town of Alvin	\$2,437	\$32,908	\$35,345	1350.3%
	Town of Argonne	31,936	39,210	71,146	122.8
	Town of Armstrong Creek	20,736	37,060	57,796	178.7
	Town of Blackwell	33,939	32,824	66,764	96.7
	Town of Caswell	18,904	31,210	50,114	165.1
	Town of Crandon	32,725	40,235	72,961	122.9
	Town of Freedom	4,313	35,430	39,743	821.4
	Town of Hiles	8,967	36,051	45,018	402.1
	Town of Laona	92,340	50,395	142,736	54.6
	Town of Lincoln	17,403	49,086	66,489	282.1
	Town of Nashville	21,312	50,714	72,026	238.0
	Town of Pople River	606	30,723	31,329	5070.2
	Town of Ross	23,733	32,219	55,952	135.8
	Town of Wabeno	93,469	47,995	141,464	51.3
City of Crandon	419,221	83,844	503,065	20.0	
Grant	Town of Beetown	66,204	42,134	108,337	63.6
	Town of Bloomington	21,072	35,598	56,670	168.9
	Town of Boscobel	43,416	36,354	79,770	83.7
	Town of Cassville	59,387	36,724	96,110	61.8
	Town of Castle Rock	26,351	34,051	60,402	129.2
	Town of Clifton	17,348	36,522	53,870	210.5
	Town of Ellenboro	45,692	39,882	85,574	87.3
	Town of Fennimore	27,296	39,899	67,196	146.2
	Town of Glen Haven	29,666	36,152	65,819	121.9
	Town of Harrison	36,474	38,874	75,349	106.6
	Town of Hazel Green	70,479	48,465	118,944	68.8
	Town of Hickory Grove	32,975	39,832	72,807	120.8
	Town of Jamestown	83,810	67,105	150,915	80.1
	Town of Liberty	45,296	39,143	84,439	86.4
	Town of Lima	47,469	42,957	90,426	90.5
	Town of Little Grant	24,659	35,295	59,954	143.1
	Town of Marion	40,123	40,538	80,661	101.0
	Town of Millville	26,653	32,135	58,788	120.6
	Town of Mount Hope	14,597	34,724	49,320	237.9
	Town of Mount Ida	43,562	39,412	82,974	90.5
	Town of Muscoda	36,675	42,805	79,481	116.7
	Town of North Lancaster	31,107	39,866	70,973	128.2
	Town of Paris	46,955	41,092	88,047	87.5
	Town of Patch Grove	31,132	36,135	67,267	116.1
	Town of Platteville	25,238	55,498	80,735	219.9
	Town of Potosi	101,179	43,628	144,807	43.1
	Town of Smelser	20,015	43,259	63,274	216.1
	Town of South Lancaster	73,276	44,401	117,677	60.6
	Town of Waterloo	50,715	39,294	90,010	77.5
	Town of Watterstown	32,927	36,270	69,197	110.2
	Town of Wingville	21,038	36,354	57,392	172.8
	Town of Woodman	20,913	32,656	53,569	156.2
	Town of Wyalusing	20,764	35,648	56,412	171.7
Village of Bagley	79,922	35,967	115,889	45.0	
Village of Bloomington	201,038	42,486	243,524	21.1	
Village of Blue River	148,776	37,681	186,458	25.3	
Village of Cassville	171,398	43,007	214,405	25.1	
Village of Dickeyville	148,140	47,927	196,068	32.4	
Village of Hazel Green	432,682	86,536	519,218	20.0	
Village of Livingston	163,916	40,722	204,638	24.8	
Village of Montfort	167,308	41,781	209,089	25.0	

<u>County</u>	<u>Municipality</u>	<u>Existing County and Municipal Aid</u>	<u>Supplemental County and Municipal Aid</u>	<u>Total Aid</u>	<u>Percent Increase</u>
Grant continued	Village of Mount Hope	\$47,261	\$33,581	\$80,842	71.1%
	Village of Muscoda	423,584	84,717	508,301	20.0
	Village of Patch Grove	73,625	33,329	106,954	45.3
	Village of Potosi	204,055	40,811	244,866	20.0
	Village of Tennyson	64,470	35,833	100,303	55.6
	Village of Woodman	37,419	31,984	69,403	85.5
	City of Boscobel	960,840	192,168	1,153,008	20.0
	City of Cuba City	419,123	83,825	502,947	20.0
	City of Fennimore	702,310	140,462	842,772	20.0
	City of Lancaster	1,110,294	222,059	1,332,353	20.0
	City of Platteville	2,471,146	586,779	3,057,924	23.7
Green	Town of Adams	12,554	39,110	51,664	311.5
	Town of Albany	8,680	50,144	58,824	577.7
	Town of Brooklyn	11,397	48,733	60,130	427.6
	Town of Cadiz	30,686	42,570	73,256	138.7
	Town of Clarso	21,971	49,120	71,091	223.6
	Town of Decatur	16,206	59,743	75,949	368.6
	Town of Exeter	11,378	67,038	78,417	589.2
	Town of Jefferson	27,479	49,690	77,169	180.8
	Town of Jordan	14,997	40,118	55,115	267.5
	Town of Monroe	14,545	51,520	66,065	354.2
	Town of Mount Pleasant	14,690	40,504	55,194	275.7
	Town of New Glarus	9,143	53,669	62,811	587.0
	Town of Spring Grove	9,792	45,728	55,520	467.0
	Town of Sylvester	9,966	46,786	56,752	469.4
	Town of Washington	7,761	44,183	51,944	569.3
	Town of York	7,186	46,903	54,089	652.7
	Village of Albany	248,655	49,731	298,385	20.0
	Village of Brooklyn	151,359	55,615	206,974	36.7
	Village of Browntown	81,887	34,135	116,022	41.7
	Village of Monticello	261,354	52,271	313,625	20.0
	Village of New Glarus	191,185	69,620	260,805	36.4
City of Brodhead	728,514	145,703	874,216	20.0	
City of Monroe	1,216,371	331,982	1,548,353	27.3	
Green Lake	Town of Berlin	14,005	48,179	62,184	344.0
	Town of Brooklyn	25,815	60,414	86,229	234.0
	Town of Green Lake	17,785	49,841	67,627	280.2
	Town of Kingston	40,476	48,364	88,840	119.5
	Town of Mackford	17,059	38,286	55,345	224.4
	Town of Manchester	33,563	47,961	81,524	142.9
	Town of Marquette	5,903	38,908	44,811	659.2
	Town of Princeton	18,753	55,699	74,452	297.0
	Town of St. Marie	12,977	36,001	48,978	277.4
	Town of Seneca	18,728	36,471	55,199	194.7
	Village of Kingston	65,007	34,724	99,731	53.4
	Village of Marquette	28,518	32,858	61,376	115.2
	City of Berlin	1,682,054	382,627	2,064,681	22.7
	City of Green Lake	24,112	46,769	70,880	194.0
	City of Markesan	419,935	83,987	503,922	20.0
City of Princeton	439,286	87,857	527,143	20.0	
Iowa	Town of Arena	25,557	55,112	80,669	215.6
	Town of Brigham	16,163	47,860	64,023	296.1
	Town of Clyde	10,352	35,043	45,395	338.5
	Town of Dodgeville	25,842	56,840	82,683	219.9

<u>County</u>	<u>Municipality</u>	<u>Existing County and Municipal Aid</u>	<u>Supplemental County and Municipal Aid</u>	<u>Total Aid</u>	<u>Percent Increase</u>
Iowa continued	Town of Eden	\$13,223	\$35,749	\$48,972	270.4%
	Town of Highland	19,080	42,402	61,482	222.2
	Town of Linden	19,163	42,436	61,599	221.4
	Town of Mifflin	19,390	39,496	58,886	203.7
	Town of Mineral Point	19,747	46,685	66,432	236.4
	Town of Moscow	14,736	39,950	54,686	271.1
	Town of Pulaski	12,277	36,001	48,278	293.2
	Town of Ridgeway	10,403	39,546	49,949	380.1
	Town of Waldwick	16,068	37,698	53,766	234.6
	Town of Wyoming	5,947	35,362	41,310	594.6
	Village of Arena	99,004	44,737	143,740	45.2
	Village of Avoca	156,217	39,261	195,478	25.1
	Village of Barneveld	61,516	52,477	113,993	85.3
	Village of Cobb	110,052	38,135	148,187	34.7
	Village of Highland	184,864	44,687	229,551	24.2
	Village of Hollandale	69,307	35,127	104,434	50.7
	Village of Linden	170,252	38,488	208,740	22.6
	Village of Rewey	62,703	34,320	97,023	54.7
	Village of Ridgeway	125,474	40,823	166,297	32.5
	City of Dodgeville	155,908	140,132	296,040	89.9
City of Mineral Point	304,972	73,358	378,330	24.1	
Iron	Town of Anderson	11,626	30,908	42,534	265.9
	Town of Carey	15,307	32,875	48,182	214.8
	Town of Gurney	25,578	32,438	58,015	126.8
	Town of Kimball	71,271	38,303	109,574	53.7
	Town of Knight	29,589	33,547	63,136	113.4
	Town of Mercer	23,987	57,813	81,801	241.0
	Town of Oma	7,772	35,480	43,252	456.5
	Town of Pence	44,107	32,673	76,780	74.1
	Town of Saxon	47,297	34,841	82,139	73.7
	Town of Sherman	8,317	34,824	43,141	418.7
	City of Hurley	627,194	125,439	752,632	20.0
City of Montreal	251,570	50,314	301,884	20.0	
Jackson	Town of Adams	25,740	53,618	79,359	208.3
	Town of Albion	21,574	50,160	71,735	232.5
	Town of Alma	48,191	47,558	95,749	98.7
	Town of Bear Bluff	2,660	32,606	35,266	1225.9
	Town of Brockway	96,740	80,194	176,933	82.9
	Town of City Point	7,458	32,992	40,450	442.4
	Town of Cleveland	35,798	38,891	74,689	108.6
	Town of Curran	27,865	35,211	63,076	126.4
	Town of Franklin	36,312	39,076	75,388	107.6
	Town of Garden Valley	31,830	36,673	68,503	115.2
	Town of Garfield	33,211	42,789	75,999	128.8
	Town of Hixton	82,429	40,420	122,849	49.0
	Town of Irving	24,691	44,468	69,159	180.1
	Town of Knapp	8,074	35,161	43,234	435.5
	Town of Komensky	24,273	37,581	61,854	154.8
	Town of Manchester	20,287	43,813	64,100	216.0
	Town of Melrose	23,773	37,967	61,740	159.7
	Town of Millston	18,398	32,824	51,222	178.4
	Town of North Bend	40,891	38,253	79,143	93.5
	Town of Northfield	57,661	41,478	99,139	71.9
Town of Springfield	41,248	41,730	82,978	101.2	
Village of Alma Center	144,208	38,135	182,343	26.4	

<u>County</u>	<u>Municipality</u>	<u>Existing County and Municipal Aid</u>	<u>Supplemental County and Municipal Aid</u>	<u>Total Aid</u>	<u>Percent Increase</u>
Jackson continued	Village of Hixton	\$62,906	\$37,614	\$100,520	59.8%
	Village of Melrose	169,642	39,059	208,701	23.0
	Village of Merrilan	187,173	39,429	226,601	21.1
	Village of Taylor	164,911	37,984	202,895	23.0
	City of Black River Falls	571,216	114,243	685,459	20.0
Jefferson	Town of Aztalan	30,127	53,199	83,326	176.6
	Town of Cold Spring	10,450	42,268	52,718	404.5
	Town of Concord	33,925	63,232	97,157	186.4
	Town of Farmington	22,417	53,702	76,119	239.6
	Town of Hebron	15,364	47,592	62,956	309.8
	Town of Ixonia	64,856	142,327	207,184	219.5
	Town of Jefferson	54,989	64,858	119,848	117.9
	Town of Koshkonong	40,972	93,570	134,542	228.4
	Town of Lake Mills	22,543	67,223	89,766	298.2
	Town of Milford	13,743	48,733	62,477	354.6
	Town of Oakland	38,467	84,380	122,848	219.4
	Town of Palmyra	16,608	50,597	67,205	304.7
	Town of Sullivan	45,674	68,966	114,640	151.0
	Town of Sumner	10,611	44,132	54,744	415.9
	Town of Waterloo	10,796	44,687	55,482	413.9
	Town of Watertown	48,547	62,712	111,259	129.2
	Village of Johnson Creek	261,817	87,076	348,893	33.3
	Village of Palmyra	209,839	58,904	268,743	28.1
	Village of Sullivan	48,085	40,907	88,992	85.1
	City of Fort Atkinson	954,375	309,933	1,264,309	32.5
	City of Jefferson	646,061	201,316	847,377	31.2
	City of Lake Mills	345,047	172,098	517,146	49.9
	City of Waterloo	397,114	90,909	488,024	22.9
City of Watertown	2,604,981	711,986	3,316,967	27.3	
Juneau	Town of Armenia	14,531	42,217	56,748	290.5
	Town of Clearfield	11,315	41,848	53,163	369.9
	Town of Cutler	14,139	35,110	49,249	248.3
	Town of Finley	10,114	31,479	41,593	311.2
	Town of Fountain	56,789	39,966	96,755	70.4
	Town of Germantown	8,889	59,407	68,296	668.4
	Town of Kildare	8,863	41,730	50,593	470.8
	Town of Kingston	1,063	30,958	32,021	2912.5
	Town of Lemonweir	87,562	58,015	145,577	66.3
	Town of Lindina	42,740	41,478	84,218	97.0
	Town of Lisbon	30,927	45,862	76,789	148.3
	Town of Lyndon	12,828	55,095	67,923	429.5
	Town of Marion	12,322	37,480	49,802	304.2
	Town of Necedah	44,328	71,766	116,094	161.9
	Town of Orange	42,497	39,110	81,607	92.0
	Town of Plymouth	53,437	39,849	93,286	74.6
	Town of Seven Mile Creek	20,371	35,833	56,204	175.9
	Town of Summit	62,291	41,411	103,702	66.5
	Town of Wonewoc	84,730	41,495	126,225	49.0
	Village of Camp Douglas	169,308	40,840	210,148	24.1
	Village of Hustler	49,288	32,707	81,995	66.4
	Village of Lyndon Station	133,588	38,337	171,925	28.7
	Village of Necedah	207,858	45,929	253,787	22.1
	Village of Union Center	63,285	33,799	97,085	53.4
	Village of Wonewoc	254,696	50,939	305,635	20.0
	City of Elroy	571,438	114,288	685,726	20.0

<u>County</u>	<u>Municipality</u>	<u>Existing County and Municipal Aid</u>	<u>Supplemental County and Municipal Aid</u>	<u>Total Aid</u>	<u>Percent Increase</u>
Juneau continued	City of Mauston	\$1,010,462	\$202,092	\$1,212,555	20.0%
	City of New Lisbon	568,088	113,618	681,706	20.0
Kenosha	Town of Brighton	17,596	54,222	71,818	308.2
	Town of Paris	15,190	53,484	68,674	352.1
	Town of Randall	34,026	85,619	119,645	251.6
	Town of Somers	14,569	46,467	61,036	318.9
	Town of Wheatland	44,028	86,942	130,970	197.5
	Village of Bristol	57,790	144,002	201,791	249.2
	Village of Paddock Lake	61,943	80,261	142,203	129.6
	Village of Pleasant Prairie	171,823	518,066	689,889	301.5
	Village of Salem Lakes	171,400	355,118	526,518	207.2
	Village of Somers	107,474	218,302	325,776	203.1
	Village of Twin Lakes	64,164	171,579	235,743	267.4
	City of Kenosha	11,444,073	2,288,815	13,732,887	20.0
Kewaunee	Town of Ahnapee	42,988	44,838	87,825	104.3
	Town of Carlton	16,630	46,937	63,566	282.2
	Town of Casco	52,732	49,422	102,154	93.7
	Town of Franklin	25,858	46,215	72,072	178.7
	Town of Lincoln	60,421	45,644	106,065	75.5
	Town of Luxemburg	38,989	54,525	93,513	139.8
	Town of Montpelier	36,048	52,846	88,895	146.6
	Town of Pierce	15,738	42,990	58,728	273.2
	Town of Red River	40,821	53,165	93,986	130.2
	Town of West Kewaunee	37,953	51,654	89,607	136.1
	Village of Casco	76,605	40,823	117,429	53.3
	Village of Luxemburg	77,465	75,821	153,286	97.9
	City of Algoma	940,561	188,112	1,128,673	20.0
	City of Kewaunee	544,892	108,978	653,870	20.0
La Crosse	Town of Bangor	34,421	40,521	74,942	117.7
	Town of Barre	41,027	51,772	92,799	126.2
	Town of Burns	55,536	46,114	101,650	83.0
	Town of Campbell	309,309	101,700	411,009	32.9
	Town of Farmington	64,074	66,150	130,224	103.2
	Town of Greenfield	54,075	66,971	121,046	123.8
	Town of Hamilton	27,832	70,810	98,643	254.4
	Town of Holland	56,108	107,167	163,275	191.0
	Town of Medary	26,278	57,092	83,370	217.3
	Town of Onalaska	152,537	159,062	311,600	104.3
	Town of Shelby	134,559	110,627	245,186	82.2
	Town of Washington	26,272	38,740	65,012	147.5
	Village of Bangor	117,184	56,337	173,521	48.1
	Village of Holmen	475,415	287,021	762,436	60.4
	Village of Rockland	130,436	43,141	173,578	33.1
	Village of West Salem	385,693	148,684	534,378	38.5
	City of La Crosse	9,032,783	1,806,557	10,839,339	20.0
City of Onalaska	512,803	458,979	971,782	89.5	
Lafayette	Town of Argyle	14,973	37,597	52,571	251.1
	Town of Belmont	33,162	43,460	76,623	131.1
	Town of Benton	20,499	38,101	58,601	185.9
	Town of Blanchard	14,578	35,177	49,755	241.3
	Town of Darlington	13,819	45,509	59,329	329.3
	Town of Elk Grove	18,060	39,530	57,590	218.9
	Town of Fayette	21,238	36,488	57,726	171.8

<u>County</u>	<u>Municipality</u>	<u>Existing County and Municipal Aid</u>	<u>Supplemental County and Municipal Aid</u>	<u>Total Aid</u>	<u>Percent Increase</u>
Lafayette continued	Town of Gratiot	\$21,575	\$39,664	\$61,239	183.8%
	Town of Kendall	15,499	36,875	52,374	237.9
	Town of Lamont	18,223	35,245	53,467	193.4
	Town of Monticello	18,623	32,303	50,927	173.5
	Town of New Diggings	40,508	38,169	78,677	94.2
	Town of Seymour	16,394	36,639	53,034	223.5
	Town of Shullsburg	14,914	35,194	50,108	236.0
	Town of Wayne	18,826	38,051	56,877	202.1
	Town of White Oak Springs	19,944	31,832	51,777	159.6
	Town of Willow Springs	21,254	43,444	64,698	204.4
	Town of Wiota	24,120	44,099	68,219	182.8
	Village of Argyle	200,013	43,108	243,121	21.6
	Village of Belmont	199,808	46,635	246,443	23.3
	Village of Benton	280,085	56,017	336,102	20.0
	Village of Blanchardville	255,437	51,087	306,524	20.0
	Village of Gratiot	94,560	33,749	128,309	35.7
	Village of South Wayne	167,634	37,345	204,980	22.3
	City of Darlington	633,576	126,715	760,291	20.0
City of Shullsburg	515,357	103,071	618,428	20.0	
Langlade	Town of Ackley	24,014	37,849	61,864	157.6
	Town of Ainsworth	13,195	38,017	51,212	288.1
	Town of Antigo	23,384	52,997	76,381	226.6
	Town of Elcho	22,497	49,657	72,154	220.7
	Town of Evergreen	27,369	37,782	65,151	138.0
	Town of Langlade	6,791	37,984	44,774	559.4
	Town of Neva	25,738	44,199	69,938	171.7
	Town of Norwood	36,786	45,308	82,094	123.2
	Town of Parrish	1,495	31,547	33,041	2110.7
	Town of Peck	27,673	35,480	63,153	128.2
	Town of Polar	27,130	46,954	74,084	173.1
	Town of Price	14,672	33,698	48,370	229.7
	Town of Rolling	43,827	54,038	97,865	123.3
	Town of Summit	6,812	32,387	39,199	475.5
	Town of Upham	8,007	42,251	50,258	527.7
	Town of Vilas	6,848	33,782	40,631	493.3
	Town of Wolf River	20,616	43,326	63,942	210.2
	Village of White Lake	107,234	34,371	141,604	32.1
City of Antigo	2,801,123	627,044	3,428,167	22.4	
Lincoln	Town of Birch	32,535	38,605	71,140	118.7
	Town of Bradley	39,781	70,576	110,357	177.4
	Town of Corning	29,738	43,948	73,686	147.8
	Town of Harding	8,144	36,203	44,347	444.5
	Town of Harrison	17,386	43,948	61,333	252.8
	Town of King	9,491	46,534	56,025	490.3
	Town of Merrill	77,338	78,368	155,705	101.3
	Town of Pine River	74,933	61,672	136,605	82.3
	Town of Rock Falls	6,816	40,739	47,555	597.7
	Town of Russell	46,092	41,730	87,823	90.5
	Town of Schley	26,313	46,282	72,594	175.9
	Town of Scott	44,317	53,081	97,398	119.8
	Town of Skanawan	5,548	36,505	42,054	657.9
	Town of Somo	14,081	32,085	46,165	227.9
	Town of Tomahawk	7,726	37,749	45,475	488.6
Town of Wilson	4,098	35,396	39,494	863.7	
City of Merrill	3,045,109	686,287	3,731,396	22.5	
City of Tomahawk	613,086	122,617	735,703	20.0	

<u>County</u>	<u>Municipality</u>	<u>Existing County and Municipal Aid</u>	<u>Supplemental County and Municipal Aid</u>	<u>Total Aid</u>	<u>Percent Increase</u>
Manitowoc	Town of Cato	\$55,021	\$57,495	\$112,515	104.5%
	Town of Centerville	12,314	40,638	52,953	330.0
	Town of Cooperstown	49,394	51,789	101,183	104.8
	Town of Eaton	26,951	43,763	70,714	162.4
	Town of Franklin	50,211	50,983	101,194	101.5
	Town of Gibson	101,099	51,906	153,005	51.3
	Town of Kossuth	38,223	63,064	101,287	165.0
	Town of Liberty	27,473	50,933	78,406	185.4
	Town of Manitowoc	16,899	48,045	64,944	284.3
	Town of Manitowoc Rapids	46,364	65,261	111,625	140.8
	Town of Maple Grove	66,116	42,839	108,954	64.8
	Town of Meeme	37,818	54,256	92,074	143.5
	Town of Mishicot	65,182	52,276	117,458	80.2
	Town of Newton	47,207	65,630	112,837	139.0
	Town of Rockland	51,879	46,786	98,664	90.2
	Town of Schleswig	28,350	62,175	90,525	219.3
	Town of Two Creeks	2,894	36,539	39,432	1262.8
	Town of Two Rivers	53,978	58,048	112,026	107.5
	Village of Cleveland	225,735	56,471	282,206	25.0
	Village of Francis Creek	70,142	41,109	111,251	58.6
	Village of Kellnersville	72,742	35,093	107,835	48.2
	Village of Maribel	46,034	35,631	81,665	77.4
	Village of Mishicot	107,187	54,055	161,242	50.4
	Village of Reedsville	285,045	57,009	342,054	20.0
	Village of St. Nazianz	153,536	41,949	195,484	27.3
	Village of Valders	198,126	46,148	244,273	23.3
	Village of Whitelaw	91,784	42,419	134,204	46.2
	City of Kiel	547,657	109,531	657,188	20.0
	City of Manitowoc	5,368,125	1,396,306	6,764,430	26.0
	City of Two Rivers	3,777,051	848,698	4,625,749	22.5
Marathon	Town of Bergen	12,655	42,503	55,159	335.8
	Town of Berlin	35,186	45,929	81,115	130.5
	Town of Bern	58,223	40,454	98,677	69.5
	Town of Bevent	19,880	47,692	67,573	239.9
	Town of Brighton	56,689	40,420	97,109	71.3
	Town of Cassel	29,942	45,912	75,855	153.3
	Town of Cleveland	29,520	55,129	84,649	186.7
	Town of Day	50,075	47,860	97,935	95.6
	Town of Easton	51,603	49,590	101,193	96.1
	Town of Eau Pleine	27,808	42,973	70,781	154.5
	Town of Elderon	29,559	40,790	70,349	138.0
	Town of Emmet	21,582	45,190	66,772	209.4
	Town of Frankfort	41,953	40,722	82,676	97.1
	Town of Franzen	18,140	39,429	57,569	217.4
	Town of Green Valley	11,423	38,706	50,129	338.8
	Town of Guenther	15,132	36,001	51,133	237.9
	Town of Halsey	53,672	40,806	94,478	76.0
	Town of Hamburg	44,472	43,780	88,251	98.4
	Town of Harrison	32,540	35,345	67,886	108.6
	Town of Hewitt	27,475	40,924	68,399	149.0
	Town of Holton	87,567	44,418	131,984	50.7
	Town of Hull	80,501	42,889	123,391	53.3
	Town of Johnson	116,045	44,703	160,748	38.5
	Town of Knowlton	31,353	63,768	95,121	203.4
	Town of Marathon	27,309	46,651	73,960	170.8
	Town of McMillan	50,162	65,026	115,188	129.6

<u>County</u>	<u>Municipality</u>	<u>Existing County and Municipal Aid</u>	<u>Supplemental County and Municipal Aid</u>	<u>Total Aid</u>	<u>Percent Increase</u>	
Marathon cont.	Town of Mosinee	\$44,149	\$68,078	\$112,227	154.2%	
	Town of Norrie	45,118	47,105	92,223	104.4	
	Town of Plover	30,876	41,512	72,388	134.4	
	Town of Reid	24,643	49,959	74,602	202.7	
	Town of Rib Falls	32,254	45,879	78,133	142.2	
	Town of Rib Mountain	88,233	192,275	280,507	217.9	
	Town of Rietbrock	73,423	44,720	118,143	60.9	
	Town of Ringle	36,078	59,491	95,569	164.9	
	Town of Spencer	40,333	56,756	97,089	140.7	
	Town of Stettin	33,445	73,559	107,004	219.9	
	Town of Texas	65,616	57,293	122,910	87.3	
	Town of Wausau	54,469	66,720	121,189	122.5	
	Town of Weston	140,449	41,193	181,642	29.3	
	Town of Wien	42,478	44,888	87,366	105.7	
	Village of Athens	270,141	54,028	324,169	20.0	
	Village of Edgar	326,525	65,305	391,830	20.0	
	Village of Elderon	37,432	32,690	70,121	87.3	
	Village of Fenwood	58,952	32,387	91,339	54.9	
	Village of Hatley	22,097	41,378	63,474	187.3	
	Village of Kronenwetter	242,893	219,653	462,545	90.4	
	Village of Maine	56,716	73,995	130,711	130.5	
	Village of Marathon City	99,878	56,287	156,165	56.4	
	Village of Rothschild	200,275	152,416	352,691	76.1	
	Village of Spencer	517,429	103,486	620,915	20.0	
	Village of Stratford	378,160	75,632	453,793	20.0	
	Village of Unity	85,616	36,438	122,054	42.6	
	Village of Weston	1,044,852	381,958	1,426,810	36.6	
	City of Mosinee	500,818	105,362	606,180	21.0	
	City of Schofield	170,891	67,977	238,868	39.8	
	City of Wausau	3,956,111	1,164,802	5,120,913	29.4	
	Marinette	Town of Amberg	31,411	41,781	73,192	133.0
		Town of Athelstane	13,473	39,345	52,818	292.0
		Town of Beaver	29,781	49,539	79,320	166.3
Town of Beecher		13,041	43,209	56,250	331.3	
Town of Dunbar		22,667	40,185	62,852	177.3	
Town of Goodman		31,193	40,218	71,412	128.9	
Town of Grover		69,317	59,072	128,388	85.2	
Town of Lake		26,341	50,127	76,468	190.3	
Town of Middle Inlet		10,339	44,468	54,807	430.1	
Town of Niagara		29,264	44,435	73,699	151.8	
Town of Pembine		20,450	44,787	65,238	219.0	
Town of Peshtigo		85,739	97,100	182,839	113.3	
Town of Porterfield		38,535	61,806	100,341	160.4	
Town of Pound		65,544	53,719	119,263	82.0	
Town of Silver Cliff		9,097	38,740	47,837	425.8	
Town of Stephenson		38,477	89,219	127,696	231.9	
Town of Wagner		12,204	41,159	53,364	337.2	
Town of Wausaukee		24,449	48,566	73,015	198.6	
Village of Coleman		169,814	42,184	211,998	24.8	
Village of Crivitz		173,071	48,414	221,486	28.0	
Village of Pound		152,647	35,934	188,580	23.5	
Village of Wausaukee		129,869	39,966	169,835	30.8	
City of Marinette		4,508,354	994,013	5,502,367	22.0	
City of Niagara		606,635	121,327	727,962	20.0	
City of Peshtigo		1,162,678	232,536	1,395,214	20.0	

<u>County</u>	<u>Municipality</u>	<u>Existing County and Municipal Aid</u>	<u>Supplemental County and Municipal Aid</u>	<u>Total Aid</u>	<u>Percent Increase</u>
Marquette	Town of Buffalo	\$11,797	\$53,702	\$65,499	455.2%
	Town of Crystal Lake	6,160	37,581	43,741	610.1
	Town of Douglas	11,588	43,175	54,763	372.6
	Town of Harris	13,181	42,587	55,768	323.1
	Town of Mecan	7,633	42,705	50,338	559.5
	Town of Montello	13,846	49,069	62,915	354.4
	Town of Moundville	20,422	38,975	59,397	190.8
	Town of Neshkoro	8,594	39,479	48,074	459.4
	Town of Newton	6,942	38,958	45,900	561.2
	Town of Oxford	10,511	45,711	56,222	434.9
	Town of Packwaukee	16,807	54,776	71,583	325.9
	Town of Shields	11,004	39,832	50,836	362.0
	Town of Springfield	7,145	43,679	50,824	611.3
	Town of Westfield	7,872	43,293	51,164	550.0
	Village of Endeavor	92,025	37,278	129,303	40.5
	Village of Neshkoro	88,622	36,892	125,513	41.6
	Village of Oxford	130,418	38,992	169,410	29.9
	Village of Westfield	247,768	51,789	299,557	20.9
City of Montello	155,133	54,206	209,339	34.9	
Menominee	Town of Menominee	184,212	101,533	285,744	55.1
Milwaukee	Village of Bayside	60,298	104,827	165,124	173.8
	Village of Brown Deer	178,951	319,777	498,728	178.7
	Village of Fox Point	89,966	179,278	269,245	199.3
	Village of Greendale	243,091	359,803	602,893	148.0
	Village of Hales Corners	104,643	199,310	303,953	190.5
	Village of River Hills	20,618	56,790	77,408	275.4
	Village of Shorewood	234,241	337,301	571,542	144.0
	Village of West Milwaukee	733,832	146,766	880,599	20.0
	Village of Whitefish Bay	176,072	361,810	537,882	205.5
	City of Cudahy	3,377,379	825,941	4,203,320	24.5
	City of Franklin	433,373	858,384	1,291,757	198.1
	City of Glendale	205,460	329,816	535,276	160.5
	City of Greenfield	894,158	899,330	1,793,487	100.6
	City of Milwaukee	217,485,591	21,748,559	239,234,150	10.0
	City of Oak Creek	883,749	891,776	1,775,526	100.9
	City of St. Francis	1,888,962	453,764	2,342,725	24.0
City of South Milwaukee	2,871,910	746,164	3,618,074	26.0	
City of Wauwatosa	703,942	1,143,711	1,847,653	162.5	
City of West Allis	7,080,985	1,416,197	8,497,182	20.0	
Monroe	Town of Adrian	29,786	42,654	72,440	143.2
	Town of Angelo	63,418	60,296	123,714	95.1
	Town of Byron	55,358	50,714	106,073	91.6
	Town of Clifton	58,680	42,217	100,898	71.9
	Town of Glendale	45,071	41,310	86,382	91.7
	Town of Grant	24,128	38,068	62,195	157.8
	Town of Greenfield	40,678	41,512	82,190	102.1
	Town of Jefferson	78,746	44,619	123,366	56.7
	Town of Lafayette	34,284	37,530	71,814	109.5
	Town of LaGrange	31,197	62,712	93,909	201.0
	Town of Leon	65,426	49,388	114,814	75.5
	Town of Lincoln	16,918	43,444	60,362	256.8
	Town of Little Falls	42,676	55,884	98,560	130.9
	Town of New Lyme	12,096	33,312	45,408	275.4
Town of Oakdale	73,635	42,705	116,340	58.0	

<u>County</u>	<u>Municipality</u>	<u>Existing County and Municipal Aid</u>	<u>Supplemental County and Municipal Aid</u>	<u>Total Aid</u>	<u>Percent Increase</u>
Monroe continued	Town of Portland	\$53,639	\$44,166	\$97,804	82.3%
	Town of Ridgeville	37,192	38,118	75,311	102.5
	Town of Scott	18,229	31,748	49,977	174.2
	Town of Sheldon	52,033	41,058	93,091	78.9
	Town of Sparta	77,847	84,665	162,512	108.8
	Town of Tomah	37,701	54,994	92,696	145.9
	Town of Wellington	58,245	41,361	99,605	71.0
	Town of Wells	33,423	39,597	73,019	118.5
	Town of Wilton	72,855	46,719	119,573	64.1
	Village of Cashton	263,230	52,646	315,877	20.0
	Village of Kendall	123,687	38,085	161,771	30.8
	Village of Melvina	43,017	31,580	74,598	73.4
	Village of Norwalk	179,252	40,235	219,487	22.4
	Village of Oakdale	34,879	35,060	69,938	100.5
	Village of Warrens	77,820	39,177	116,997	50.3
	Village of Wilton	184,010	38,908	222,918	21.1
	Village of Wyeville	41,687	31,984	73,671	76.7
	City of Sparta	1,957,521	475,101	2,432,622	24.3
City of Tomah	1,591,370	398,187	1,989,556	25.0	
Oconto	Town of Abrams	35,756	64,053	99,810	179.1
	Town of Bagley	9,304	34,707	44,011	373.0
	Town of Brazeau	22,780	52,544	75,324	230.7
	Town of Breed	11,075	41,764	52,839	377.1
	Town of Chase	34,204	84,431	118,634	246.8
	Town of Doty	3,160	35,144	38,303	1112.3
	Town of Gillett	48,435	46,567	95,002	96.1
	Town of How	39,943	38,824	78,767	97.2
	Town of Lakewood	18,813	44,082	62,895	234.3
	Town of Lena	52,978	42,453	95,431	80.1
	Town of Little River	44,222	48,465	92,687	109.6
	Town of Little Suamico	49,643	153,592	203,235	309.4
	Town of Maple Valley	34,337	40,974	75,312	119.3
	Town of Morgan	23,802	46,802	70,604	196.6
	Town of Mountain	18,676	44,065	62,741	235.9
	Town of Oconto	44,694	52,829	97,523	118.2
	Town of Oconto Falls	31,544	51,268	82,813	162.5
	Town of Pensaukee	23,962	52,762	76,724	220.2
	Town of Riverview	15,995	43,847	59,842	274.1
	Town of Spruce	10,084	45,509	55,594	451.3
	Town of Stiles	51,394	55,481	106,875	108.0
	Town of Townsend	10,497	47,760	58,256	455.0
	Town of Underhill	13,745	44,552	58,297	324.1
	Village of Lena	165,410	38,992	204,402	23.6
	Village of Suring	166,751	38,706	205,457	23.2
	City of Gillett	470,977	94,195	565,172	20.0
	City of Oconto	1,765,044	353,009	2,118,053	20.0
City of Oconto Falls	478,880	95,776	574,657	20.0	
Oneida	Town of Cassian	19,217	48,062	67,279	250.1
	Town of Crescent	28,508	63,316	91,823	222.1
	Town of Enterprise	6,790	35,934	42,724	529.2
	Town of Hazelhurst	13,594	51,973	65,567	382.3
	Town of Lake Tomahawk	12,333	49,153	61,486	398.5
	Town of Little Rice	6,646	36,589	43,235	550.6
	Town of Lynne	9,045	32,320	41,365	357.3
	Town of Minocqua	51,153	140,811	191,964	275.3

<u>County</u>	<u>Municipality</u>	<u>Existing County and Municipal Aid</u>	<u>Supplemental County and Municipal Aid</u>	<u>Total Aid</u>	<u>Percent Increase</u>
Oneida continued	Town of Monico	\$25,762	\$34,387	\$60,149	133.5%
	Town of Newbold	39,807	77,798	117,605	195.4
	Town of Nokomis	15,487	53,417	68,904	344.9
	Town of Pelican	85,990	77,212	163,202	89.8
	Town of Piehl	17,494	31,244	48,738	178.6
	Town of Pine Lake	70,663	75,721	146,383	107.2
	Town of Schoepke	5,984	36,471	42,455	609.5
	Town of Stella	8,378	39,546	47,925	472.0
	Town of Sugar Camp	27,386	60,699	88,085	221.6
	Town of Three Lakes	37,330	70,793	108,123	189.6
	Town of Woodboro	10,456	43,662	54,118	417.6
	Town of Woodruff	22,956	64,523	87,479	281.1
	City of Rhinelander	902,663	249,260	1,151,923	27.6
Outagamie	Town of Black Creek	32,645	51,134	83,779	156.6
	Town of Bovina	31,685	49,791	81,476	157.1
	Town of Buchanan	56,545	181,422	237,968	320.8
	Town of Center	39,139	91,646	130,784	234.2
	Town of Cicero	58,879	47,172	106,051	80.1
	Town of Dale	47,793	78,652	126,446	164.6
	Town of Deer Creek	57,238	40,588	97,826	70.9
	Town of Ellington	58,083	84,548	142,631	145.6
	Town of Freedom	127,045	166,971	294,017	131.4
	Town of Grand Chute	236,172	562,490	798,662	238.2
	Town of Hortonia	11,606	47,692	59,298	410.9
	Town of Kaukauna	13,640	52,225	65,865	382.9
	Town of Liberty	17,612	43,880	61,493	249.1
	Town of Maine	36,691	44,351	81,042	120.9
	Town of Maple Creek	51,167	39,916	91,083	78.0
	Town of Oneida	255,249	106,365	361,614	41.7
	Town of Osborn	18,639	50,379	69,018	270.3
	Town of Seymour	52,212	50,060	102,272	95.9
	Town of Vandenbroek	18,906	57,998	76,904	306.8
	Village of Bear Creek	205,835	41,167	247,002	20.0
	Village of Black Creek	325,595	65,119	390,714	20.0
	Village of Combined Locks	273,842	91,077	364,919	33.3
	Village of Greenville	75,449	320,761	396,210	425.1
	Village of Hortonville	464,082	92,816	556,899	20.0
	Village of Kimberly	381,803	196,334	578,137	51.4
	Village of Little Chute	1,501,006	401,538	1,902,544	26.8
	Village of Nichols	98,381	34,858	133,239	35.4
	Village of Shiocton	344,174	68,835	413,009	20.0
	City of Appleton	9,630,029	1,926,006	11,556,035	20.0
	City of Kaukauna	2,072,028	559,121	2,631,150	27.0
City of Seymour	637,452	127,490	764,943	20.0	
Ozaukee	Town of Belgium	19,516	54,541	74,057	279.5
	Town of Cedarburg	71,156	165,954	237,110	233.2
	Town of Fredonia	29,288	64,942	94,230	221.7
	Town of Grafton	53,388	103,305	156,693	193.5
	Town of Port Washington	20,725	56,337	77,062	271.8
	Town of Saukville	23,850	59,676	83,526	250.2
	Village of Belgium	43,388	71,514	114,902	164.8
	Village of Fredonia	196,839	68,279	265,118	34.7
	Village of Grafton	290,838	302,904	593,742	104.1
	Village of Saukville	328,127	101,215	429,342	30.8
	Village of Thiensville	44,583	85,167	129,750	191.0

<u>County</u>	<u>Municipality</u>	<u>Existing County and Municipal Aid</u>	<u>Supplemental County and Municipal Aid</u>	<u>Total Aid</u>	<u>Percent Increase</u>
Ozaukee cont.	City of Cedarburg	\$199,922	\$306,867	\$506,789	153.5%
	City of Mequon	306,634	588,364	894,998	191.9
	City of Port Washington	493,631	315,975	809,606	64.0
Pepin	Town of Albany	41,465	42,201	83,665	101.8
	Town of Durand	29,334	41,966	71,299	143.1
	Town of Frankfort	24,307	35,514	59,821	146.1
	Town of Lima	41,544	41,596	83,139	100.1
	Town of Pepin	18,269	42,553	60,823	232.9
	Town of Stockholm	7,537	33,732	41,269	447.6
	Town of Waterville	94,121	44,082	138,203	46.8
	Town of Waubeek	4,942	37,127	42,069	751.2
	Village of Pepin	125,063	42,469	167,532	34.0
	Village of Stockholm	15,609	31,328	46,937	200.7
	City of Durand	465,612	93,122	558,734	20.0
Pierce	Town of Clifton	16,205	67,558	83,763	416.9
	Town of Diamond Bluff	17,752	38,101	55,854	214.6
	Town of Ellsworth	42,264	48,834	91,098	115.5
	Town of El Paso	32,199	42,318	74,518	131.4
	Town of Gilman	27,755	47,222	74,978	170.1
	Town of Hartland	23,669	43,998	67,667	185.9
	Town of Isabelle	3,102	34,421	37,523	1109.6
	Town of Maiden Rock	32,500	40,168	72,668	123.6
	Town of Martell	20,271	49,556	69,827	244.5
	Town of Oak Grove	17,058	70,978	88,036	416.1
	Town of River Falls	27,947	67,374	95,320	241.1
	Town of Rock Elm	26,399	37,429	63,828	141.8
	Town of Salem	23,644	37,950	61,594	160.5
	Town of Spring Lake	39,281	40,050	79,331	102.0
	Town of Trenton	25,390	62,142	87,531	244.8
	Town of Trimble	36,690	58,250	94,939	158.8
	Town of Union	45,025	40,134	85,160	89.1
	Village of Bay City	80,954	37,513	118,467	46.3
	Village of Ellsworth	508,473	101,695	610,167	20.0
	Village of Elmwood	201,407	43,729	245,136	21.7
Village of Maiden Rock	56,734	31,933	88,668	56.3	
Village of Plum City	147,243	39,866	187,108	27.1	
Village of Spring Valley	177,762	53,853	231,616	30.3	
City of Prescott	277,668	103,907	381,576	37.4	
City of River Falls	1,980,064	533,045	2,513,109	26.9	
Polk	Town of Alden	36,560	80,009	116,570	218.8
	Town of Apple River	11,091	49,976	61,067	450.6
	Town of Balsam Lake	14,408	53,887	68,294	374.0
	Town of Beaver	12,771	43,511	56,282	340.7
	Town of Black Brook	42,431	54,105	96,536	127.5
	Town of Bone Lake	6,971	41,630	48,600	597.2
	Town of Clam Falls	35,627	39,378	75,005	110.5
	Town of Clayton	25,797	46,198	71,995	179.1
	Town of Clear Lake	77,297	44,888	122,185	58.1
	Town of Eureka	51,342	59,374	110,716	115.6
	Town of Farmington	25,226	62,896	88,122	249.3
	Town of Garfield	15,396	59,558	74,955	386.8
	Town of Georgetown	9,091	47,592	56,683	523.5
	Town of Johnstown	5,948	38,421	44,368	646.0
Town of Laketown	46,182	47,256	93,438	102.3	

<u>County</u>	<u>Municipality</u>	<u>Existing County and Municipal Aid</u>	<u>Supplemental County and Municipal Aid</u>	<u>Total Aid</u>	<u>Percent Increase</u>
Polk continued	Town of Lincoln	\$23,884	\$65,462	\$89,347	274.1%
	Town of Lorain	20,016	35,228	55,244	176.0
	Town of Luck	57,291	46,467	103,758	81.1
	Town of McKinley	17,751	35,766	53,517	201.5
	Town of Milltown	12,779	50,597	63,376	395.9
	Town of Osceola	24,266	81,768	106,034	337.0
	Town of St. Croix Falls	14,758	49,791	64,549	337.4
	Town of Sterling	26,131	42,251	68,382	161.7
	Town of West Sweden	41,237	42,587	83,825	103.3
	Village of Balsam Lake	16,926	45,358	62,284	268.0
	Village of Centuria	267,570	53,514	321,083	20.0
	Village of Clayton	127,326	39,227	166,553	30.8
	Village of Clear Lake	330,019	66,004	396,023	20.0
	Village of Dresser	107,658	45,795	153,453	42.5
	Village of Frederic	330,561	66,112	396,674	20.0
	Village of Luck	185,761	48,297	234,058	26.0
	Village of Milltown	236,602	47,320	283,923	20.0
	Village of Osceola	324,297	77,396	401,693	23.9
	City of Amery	514,644	102,929	617,572	20.0
	City of St. Croix Falls	146,826	67,307	214,132	45.8
Portage	Town of Alban	17,003	44,569	61,572	262.1
	Town of Almond	16,950	40,470	57,421	238.8
	Town of Amherst	25,482	53,820	79,302	211.2
	Town of Belmont	14,667	40,454	55,120	275.8
	Town of Buena Vista	29,452	49,287	78,740	167.3
	Town of Carson	17,541	53,266	70,807	303.7
	Town of Dewey	14,540	46,299	60,838	318.4
	Town of Eau Pleine	28,056	47,944	76,000	170.9
	Town of Grant	36,236	61,118	97,354	168.7
	Town of Hull	155,500	146,173	301,673	94.0
	Town of Lanark	21,679	56,052	77,731	258.6
	Town of Linwood	19,644	48,297	67,941	245.9
	Town of New Hope	10,301	42,066	52,368	408.4
	Town of Pine Grove	46,814	44,670	91,484	95.4
	Town of Plover	30,552	56,253	86,805	184.1
	Town of Sharon	37,109	65,848	102,957	177.4
	Town of Stockton	44,945	80,947	125,893	180.1
	Village of Almond	102,556	37,060	139,615	36.1
	Village of Amherst	132,760	48,834	181,594	36.8
	Village of Amherst Junction	19,636	36,421	56,057	185.5
	Village of Junction City	146,893	37,043	183,936	25.2
	Village of Nelsonville	24,348	32,639	56,987	134.1
	Village of Park Ridge	12,677	38,992	51,668	307.6
	Village of Plover	546,159	338,753	884,912	62.0
	Village of Rosholt	82,924	38,001	120,925	45.8
	Village of Whiting	72,797	56,840	129,637	78.1
	City of Stevens Point	3,248,573	865,066	4,113,640	26.6
Price	Town of Catawba	12,803	34,236	47,039	267.4
	Town of Eisenstein	18,513	40,487	59,000	218.7
	Town of Elk	13,916	46,215	60,130	332.1
	Town of Emery	15,400	35,177	50,578	228.4
	Town of Fifield	22,847	45,157	68,004	197.7
	Town of Flambeau	13,903	38,219	52,122	274.9
	Town of Georgetown	27,594	32,875	60,468	119.1
	Town of Hackett	8,971	33,144	42,115	369.4

<u>County</u>	<u>Municipality</u>	<u>Existing County and Municipal Aid</u>	<u>Supplemental County and Municipal Aid</u>	<u>Total Aid</u>	<u>Percent Increase</u>
Price continued	Town of Harmony	\$14,340	\$33,682	\$48,022	234.9%
	Town of Hill	18,778	36,186	54,964	192.7
	Town of Kennan	32,291	36,119	68,409	111.9
	Town of Knox	24,834	35,278	60,112	142.1
	Town of Lake	80,055	48,666	128,721	60.8
	Town of Ogema	89,262	42,217	131,479	47.3
	Town of Prentice	23,743	37,362	61,105	157.4
	Town of Spirit	13,491	34,942	48,433	259.0
	Town of Worcester	37,365	55,968	93,333	149.8
	Village of Catawba	37,611	32,354	69,965	86.0
	Village of Kennan	39,230	32,387	71,617	82.6
	Village of Prentice	195,605	39,446	235,050	20.2
	City of Park Falls	972,506	194,501	1,167,007	20.0
City of Phillips	507,266	101,453	608,719	20.0	
Racine	Town of Burlington	78,301	173,024	251,325	221.0
	Town of Dover	54,059	99,325	153,384	183.7
	Town of Norway	88,949	205,756	294,705	231.3
	Town of Waterford	71,500	174,424	245,924	244.0
	Village of Caledonia	517,220	595,764	1,112,984	115.2
	Village of Elmwood Park	12,750	38,538	51,288	302.3
	Village of Mount Pleasant	300,786	655,198	955,984	217.8
	Village of North Bay	8,913	33,497	42,409	375.8
	Village of Raymond	43,104	96,214	139,317	223.2
	Village of Rochester	61,624	94,106	155,729	152.7
	Village of Sturtevant	832,085	222,873	1,054,958	26.8
	Village of Union Grove	404,471	140,178	544,648	34.7
	Village of Waterford	124,758	154,880	279,639	124.1
	Village of Wind Point	23,933	57,612	81,545	240.7
	Village of Yorkville	38,820	84,916	123,736	218.7
	City of Burlington	421,394	278,188	699,581	66.0
City of Racine	24,999,272	4,999,854	29,999,127	20.0	
Richland	Town of Akan	30,220	36,555	66,776	121.0
	Town of Bloom	47,125	39,026	86,150	82.8
	Town of Buena Vista	60,817	60,531	121,349	99.5
	Town of Dayton	46,648	43,007	89,655	92.2
	Town of Eagle	34,191	38,269	72,461	111.9
	Town of Forest	18,895	35,682	54,577	188.8
	Town of Henrietta	61,511	37,345	98,856	60.7
	Town of Ithaca	41,948	40,706	82,653	97.0
	Town of Marshall	40,553	39,026	79,578	96.2
	Town of Orion	26,179	39,126	65,305	149.5
	Town of Richland	37,736	49,774	87,510	131.9
	Town of Richwood	52,981	38,874	91,855	73.4
	Town of Rockbridge	49,801	41,730	91,532	83.8
	Town of Sylvan	37,258	38,841	76,099	104.2
	Town of Westford	42,556	38,673	81,229	90.9
	Town of Willow	39,916	38,454	78,370	96.3
	Village of Boaz	57,058	32,169	89,227	56.4
	Village of Cazenovia	81,306	36,085	117,391	44.4
	Village of Lone Rock	136,892	43,948	180,840	32.1
	Village of Viola	282,015	56,403	338,418	20.0
	Village of Yuba	9,438	30,891	40,329	327.3
City of Richland Center	1,279,402	297,724	1,577,126	23.3	

<u>County</u>	<u>Municipality</u>	<u>Existing County and Municipal Aid</u>	<u>Supplemental County and Municipal Aid</u>	<u>Total Aid</u>	<u>Percent Increase</u>
Rock	Town of Avon	\$15,088	\$39,563	\$54,651	262.2%
	Town of Beloit	190,618	203,637	394,256	106.8
	Town of Bradford	13,134	47,054	60,188	358.3
	Town of Center	11,585	47,625	59,210	411.1
	Town of Clinton	11,555	45,006	56,560	389.5
	Town of Fulton	39,939	91,913	131,852	230.1
	Town of Harmony	27,755	73,106	100,862	263.4
	Town of Janesville	40,369	91,930	132,299	227.7
	Town of Johnstown	11,889	42,822	54,711	360.2
	Town of La Prairie	12,455	43,125	55,580	346.2
	Town of Lima	22,324	51,403	73,727	230.3
	Town of Magnolia	9,483	42,520	52,003	448.4
	Town of Milton	35,448	82,203	117,651	231.9
	Town of Newark	23,854	55,414	79,268	232.3
	Town of Plymouth	21,587	50,882	72,469	235.7
	Town of Porter	12,484	46,416	58,900	371.8
	Town of Rock	101,404	80,177	181,581	79.1
	Town of Spring Valley	11,967	42,184	54,151	352.5
	Town of Turtle	38,481	70,475	108,956	183.1
	Town of Union	22,690	65,496	88,186	288.6
	Village of Clinton	305,981	67,525	373,506	22.1
	Village of Footville	107,139	43,964	151,103	41.0
	Village of Orfordville	288,740	57,748	346,488	20.0
	City of Beloit	16,038,517	3,549,324	19,587,840	22.1
	City of Edgerton	750,141	199,788	949,929	26.6
	City of Evansville	410,529	157,842	568,370	38.4
City of Janesville	4,170,914	912,969	5,083,883	21.9	
City of Milton	542,447	155,868	698,315	28.7	
Rusk	Town of Atlanta	51,483	39,395	90,878	76.5
	Town of Big Bend	6,280	36,858	43,138	586.9
	Town of Big Falls	16,891	31,950	48,841	189.2
	Town of Cedar Rapids	532	30,605	31,138	5748.0
	Town of Dewey	9,603	39,177	48,780	408.0
	Town of Flambeau	40,658	46,567	87,225	114.5
	Town of Grant	64,257	42,268	106,525	65.8
	Town of Grow	23,917	37,446	61,363	156.6
	Town of Hawkins	18,774	32,068	50,841	170.8
	Town of Hubbard	13,262	33,009	46,272	248.9
	Town of Lawrence	24,896	35,127	60,023	141.1
	Town of Marshall	70,080	41,025	111,105	58.5
	Town of Murry	10,386	34,253	44,639	329.8
	Town of Richland	24,209	33,312	57,521	137.6
	Town of Rusk	6,245	39,395	45,640	630.9
	Town of South Fork	2,818	31,933	34,751	1133.3
	Town of Strickland	27,886	34,740	62,627	124.6
	Town of Stubbs	15,194	38,807	54,001	255.4
	Town of Thornapple	23,272	42,251	65,523	181.6
	Town of True	48,357	34,001	82,358	70.3
	Town of Washington	8,443	36,085	44,528	427.4
	Town of Wilkinson	1,377	30,841	32,217	2240.1
	Town of Willard	9,996	38,858	48,853	388.7
	Town of Wilson	23,531	31,950	55,481	135.8
	Village of Bruce	199,254	43,024	242,277	21.6
	Village of Conrath	31,719	31,479	63,198	99.2
Village of Glen Flora	37,331	31,681	69,012	84.9	
Village of Hawkins	161,632	35,614	197,246	22.0	

<u>County</u>	<u>Municipality</u>	<u>Existing County and Municipal Aid</u>	<u>Supplemental County and Municipal Aid</u>	<u>Total Aid</u>	<u>Percent Increase</u>
Rusk continued	Village of Ingram	\$31,992	\$31,177	\$63,169	97.5%
	Village of Sheldon	104,874	34,421	139,295	32.8
	Village of Tony	37,529	31,765	69,294	84.6
	Village of Weyerhaeuser	75,459	33,917	109,376	44.9
	City of Ladysmith	1,218,435	243,687	1,462,122	20.0
St. Croix	Town of Baldwin	38,644	47,827	86,470	123.8
	Town of Cady	21,833	44,938	66,772	205.8
	Town of Cylon	20,131	42,016	62,147	208.7
	Town of Eau Galle	15,072	51,403	66,475	341.0
	Town of Emerald	28,371	44,233	72,604	155.9
	Town of Erin Prairie	9,195	41,260	50,455	448.7
	Town of Forest	30,816	40,806	71,622	132.4
	Town of Glenwood	38,767	42,604	81,371	109.9
	Town of Hammond	10,652	75,184	85,836	705.8
	Town of Hudson	64,759	226,360	291,120	349.5
	Town of Kinnickinnic	16,604	60,900	77,504	366.8
	Town of Pleasant Valley	13,006	39,614	52,620	304.6
	Town of Richmond	23,359	101,633	124,992	435.1
	Town of Rush River	11,937	38,454	50,391	322.1
	Town of St. Joseph	38,408	102,469	140,878	266.8
	Town of Somerset	29,373	104,125	133,497	354.5
	Town of Springfield	43,061	46,870	89,930	108.8
	Town of Stanton	32,100	45,258	77,358	141.0
	Town of Star Prairie	28,496	93,386	121,882	327.7
	Town of Troy	41,358	151,896	193,254	367.3
	Town of Warren	13,822	60,011	73,833	434.2
	Village of Baldwin	239,977	103,038	343,015	42.9
	Village of Deer Park	43,839	34,169	78,008	77.9
	Village of Hammond	219,714	61,303	281,017	27.9
	Village of North Hudson	75,417	95,210	170,627	126.2
	Village of Roberts	258,425	64,020	322,445	24.8
	Village of Somerset	204,094	83,158	287,252	40.7
	Village of Star Prairie	55,642	41,344	96,986	74.3
	Village of Wilson	65,105	33,497	98,602	51.5
	Village of Woodville	287,329	57,466	344,795	20.0
City of Glenwood City	257,718	51,638	309,355	20.0	
City of Hudson	160,933	367,050	527,984	228.1	
City of New Richmond	458,720	264,164	722,885	57.6	
Sauk	Town of Baraboo	22,186	60,447	82,633	272.5
	Town of Bear Creek	7,318	40,806	48,124	557.7
	Town of Dellona	11,168	62,326	73,494	558.1
	Town of Delton	24,417	71,799	96,216	294.1
	Town of Excelsior	19,475	57,092	76,567	293.2
	Town of Fairfield	11,804	48,179	59,983	408.2
	Town of Franklin	12,066	41,142	53,208	341.0
	Town of Freedom	10,745	37,547	48,292	349.4
	Town of Greenfield	10,119	45,291	55,410	447.6
	Town of Honey Creek	11,837	42,637	54,474	360.2
	Town of Ironton	32,693	41,210	73,902	126.1
	Town of La Valle	15,743	54,206	69,949	344.3
	Town of Merrimac	11,163	51,352	62,515	460.0
	Town of Prairie du Sac	15,919	48,129	64,048	302.3
	Town of Reedsburg	37,400	49,271	86,671	131.7
	Town of Spring Green	18,760	60,816	79,576	324.2
	Town of Sumpter	14,763	47,860	62,624	324.2

<u>County</u>	<u>Municipality</u>	<u>Existing County and Municipal Aid</u>	<u>Supplemental County and Municipal Aid</u>	<u>Total Aid</u>	<u>Percent Increase</u>
Sauk continued	Town of Troy	\$15,459	\$43,192	\$58,651	279.4%
	Town of Washington	36,906	47,424	84,330	128.5
	Town of Westfield	13,945	39,950	53,894	286.5
	Town of Winfield	13,372	45,090	58,462	337.2
	Town of Woodland	7,452	44,267	51,718	594.1
	Village of Ironton	43,603	34,505	78,108	79.1
	Village of Lake Delton	20,882	88,968	109,850	426.0
	Village of La Valle	97,429	36,303	133,733	37.3
	Village of Lime Ridge	41,112	32,639	73,751	79.4
	Village of Loganville	47,988	35,043	83,031	73.0
	Village of Merrimac	17,746	38,958	56,704	219.5
	Village of North Freedom	147,675	40,050	187,725	27.1
	Village of Plain	22,542	42,570	65,112	188.8
	Village of Prairie du Sac	118,694	104,743	223,437	88.2
	Village of Rock Springs	87,553	35,514	123,067	40.6
	Village of Sauk City	150,212	89,169	239,381	59.4
	Village of Spring Green	92,659	56,824	149,483	61.3
	Village of West Baraboo	26,263	57,377	83,640	218.5
	City of Baraboo	1,385,604	382,523	1,768,127	27.6
	City of Reedsburg	733,607	256,081	989,688	34.9
Sawyer	Town of Bass Lake	23,922	76,240	100,162	318.7
	Town of Couderay	21,584	36,707	58,291	170.1
	Town of Draper	5,290	34,068	39,358	644.0
	Town of Edgewater	8,032	39,681	47,713	494.0
	Town of Hayward	51,868	93,035	144,903	179.4
	Town of Hunter	7,233	43,276	50,509	598.3
	Town of Lenroot	22,036	52,712	74,748	239.2
	Town of Meadowbrook	21,250	32,270	53,519	151.9
	Town of Meteor	9,872	32,807	42,679	332.3
	Town of Ojibwa	7,179	35,211	42,390	490.5
	Town of Radisson	16,639	37,463	54,102	225.2
	Town of Round Lake	20,368	48,398	68,766	237.6
	Town of Sand Lake	12,617	45,258	57,874	358.7
	Town of Spider Lake	10,173	38,236	48,409	375.9
	Town of Weirgor	24,554	35,228	59,782	143.5
	Town of Winter	18,794	45,980	64,774	244.7
	Village of Couderay	40,527	31,362	71,889	77.4
	Village of Exeland	67,693	33,850	101,543	50.0
	Village of Radisson	79,900	34,589	114,489	43.3
	Village of Winter	127,349	35,446	162,795	27.8
City of Hayward	75,647	72,017	147,664	95.2	
Shawano	Town of Almon	27,393	39,681	67,074	144.9
	Town of Angelica	56,638	60,900	117,539	107.5
	Town of Aniwa	44,352	38,690	83,042	87.2
	Town of Bartelme	57,343	43,595	100,938	76.0
	Town of Belle Plaine	34,696	59,609	94,305	171.8
	Town of Birnamwood	47,869	41,613	89,482	86.9
	Town of Fairbanks	36,467	39,009	75,475	107.0
	Town of Germania	11,499	35,866	47,366	311.9
	Town of Grant	42,938	46,349	89,287	107.9
	Town of Green Valley	36,055	47,373	83,428	131.4
	Town of Hartland	53,277	44,015	97,291	82.6
	Town of Herman	57,481	42,453	99,934	73.9
	Town of Hutchins	56,995	38,471	95,466	67.5
	Town of Lessor	30,777	50,798	81,576	165.1

<u>County</u>	<u>Municipality</u>	<u>Existing County and Municipal Aid</u>	<u>Supplemental County and Municipal Aid</u>	<u>Total Aid</u>	<u>Percent Increase</u>
Shawano cont.	Town of Maple Grove	\$62,331	\$45,728	\$108,059	73.4%
	Town of Morris	22,153	36,303	58,456	163.9
	Town of Navarino	24,026	36,959	60,985	153.8
	Town of Pella	42,712	45,258	87,970	106.0
	Town of Red Springs	22,646	46,786	69,432	206.6
	Town of Richmond	40,367	60,884	101,251	150.8
	Town of Seneca	22,640	38,337	60,977	169.3
	Town of Washington	23,365	63,131	86,496	270.2
	Town of Waukechon	32,240	46,920	79,160	145.5
	Town of Wescott	41,041	84,782	125,823	206.6
	Town of Wittenberg	62,309	43,763	106,072	70.2
	Village of Aniwa	62,924	34,001	96,925	54.0
	Village of Birnamwood	100,847	42,301	143,148	41.9
	Village of Bonduel	181,910	53,702	235,612	29.5
	Village of Bowler	89,311	35,362	124,674	39.6
	Village of Cecil	24,191	38,925	63,115	160.9
	Village of Eland	43,534	33,295	76,829	76.5
	Village of Gresham	141,935	38,942	180,876	27.4
	Village of Mattoon	183,778	36,756	220,534	20.0
	Village of Tigerton	371,313	74,263	445,576	20.0
Village of Wittenberg	316,933	63,387	380,320	20.0	
City of Shawano	1,129,498	304,850	1,434,348	27.0	
Sheboygan	Town of Greenbush	102,146	61,269	163,415	60.0
	Town of Herman	71,988	66,083	138,070	91.8
	Town of Holland	32,637	68,229	100,865	209.1
	Town of Lima	50,069	79,758	129,827	159.3
	Town of Lyndon	23,233	55,850	79,083	240.4
	Town of Mitchell	20,135	60,783	80,918	301.9
	Town of Mosel	13,039	42,654	55,694	327.1
	Town of Plymouth	38,474	81,450	119,924	211.7
	Town of Rhine	31,588	66,217	97,804	209.6
	Town of Russell	22,364	36,438	58,802	162.9
	Town of Scott	43,708	59,592	103,300	136.3
	Town of Sheboygan	67,365	210,960	278,325	313.2
	Town of Sheboygan Falls	38,080	60,749	98,829	159.5
	Town of Sherman	27,166	54,608	81,775	201.0
	Town of Wilson	39,799	88,482	128,281	222.3
	Village of Adell	88,035	38,353	126,388	43.6
	Village of Cascade	72,896	42,201	115,097	57.9
	Village of Cedar Grove	116,685	65,680	182,365	56.3
	Village of Elkhart Lake	18,882	46,131	65,013	244.3
	Village of Glenbeulah	74,518	37,765	112,283	50.7
	Village of Howards Grove	136,033	84,883	220,915	62.4
	Village of Kohler	25,397	67,072	92,469	264.1
	Village of Oostburg	144,402	81,902	226,304	56.7
Village of Random Lake	94,311	56,287	150,598	59.7	
Village of Waldo	68,112	38,017	106,129	55.8	
City of Plymouth	635,514	228,723	864,238	36.0	
City of Sheboygan	9,868,378	1,973,676	11,842,054	20.0	
City of Sheboygan Falls	407,800	220,216	628,016	54.0	
Taylor	Town of Aurora	46,945	37,681	84,627	80.3
	Town of Browning	39,276	45,409	84,684	115.6
	Town of Chelsea	26,578	41,915	68,493	157.7
	Town of Cleveland	21,095	33,850	54,945	160.5
	Town of Deer Creek	64,663	41,344	106,007	63.9

<u>County</u>	<u>Municipality</u>	<u>Existing County and Municipal Aid</u>	<u>Supplemental County and Municipal Aid</u>	<u>Total Aid</u>	<u>Percent Increase</u>
Taylor continued	Town of Ford	\$24,131	\$34,455	\$58,585	142.8%
	Town of Goodrich	30,668	37,749	68,417	123.1
	Town of Greenwood	33,958	40,554	74,512	119.4
	Town of Grover	10,884	33,480	44,364	307.6
	Town of Hammel	16,578	41,982	58,560	253.2
	Town of Holway	64,123	45,862	109,985	71.5
	Town of Jump River	35,793	34,640	70,432	96.8
	Town of Little Black	50,153	49,640	99,793	99.0
	Town of Maplehurst	26,885	35,766	62,651	133.0
	Town of McKinley	36,380	36,892	73,272	101.4
	Town of Medford	62,581	72,285	134,866	115.5
	Town of Molitor	9,284	35,161	44,445	378.7
	Town of Pershing	23,565	33,413	56,978	141.8
	Town of Rib Lake	31,855	42,839	74,694	134.5
	Town of Roosevelt	33,700	38,034	71,734	112.9
	Town of Taft	32,424	35,245	67,669	108.7
	Town of Westboro	50,214	41,798	92,011	83.2
	Village of Gilman	144,648	36,404	181,053	25.2
	Village of Lublin	51,079	31,967	83,046	62.6
	Village of Rib Lake	303,270	60,654	363,924	20.0
Village of Stetsonville	116,861	39,479	156,340	33.8	
City of Medford	1,046,518	209,304	1,255,821	20.0	
Trempealeau	Town of Albion	65,735	41,697	107,432	63.4
	Town of Arcadia	75,413	58,585	133,998	77.7
	Town of Burnside	55,593	38,656	94,249	69.5
	Town of Caledonia	30,801	45,677	76,478	148.3
	Town of Chimney Rock	25,579	34,354	59,933	134.3
	Town of Dodge	46,843	36,673	83,516	78.3
	Town of Ettrick	65,512	51,604	117,116	78.8
	Town of Gale	111,339	58,921	170,260	52.9
	Town of Hale	67,652	47,944	115,597	70.9
	Town of Lincoln	100,743	43,041	143,783	42.7
	Town of Pigeon	73,592	47,222	120,814	64.2
	Town of Preston	91,851	45,896	137,747	50.0
	Town of Sumner	52,163	44,283	96,446	84.9
	Town of Trempealeau	42,577	62,997	105,574	148.0
	Town of Unity	40,251	38,622	78,873	96.0
	Village of Eleva	164,310	41,730	206,040	25.4
	Village of Ettrick	125,803	38,841	164,644	30.9
	Village of Pigeon Falls	89,605	36,387	125,992	40.6
	Village of Strum	279,348	55,870	335,218	20.0
	Village of Trempealeau	231,501	61,705	293,206	26.7
	City of Arcadia	701,261	140,252	841,513	20.0
	City of Blair	595,017	119,003	714,020	20.0
	City of Galesville	344,497	68,899	413,397	20.0
City of Independence	302,288	60,458	362,746	20.0	
City of Osseo	221,832	60,414	282,245	27.2	
City of Whitehall	443,627	88,725	532,352	20.0	
Vernon	Town of Bergen	40,747	52,930	93,677	129.9
	Town of Christiana	45,471	47,021	92,492	103.4
	Town of Clinton	154,915	54,122	209,037	34.9
	Town of Coon	56,602	42,486	99,088	75.1
	Town of Forest	47,995	40,487	88,482	84.4
	Town of Franklin	51,546	48,566	100,111	94.2
	Town of Genoa	20,091	42,688	62,779	212.5

<u>County</u>	<u>Municipality</u>	<u>Existing County and Municipal Aid</u>	<u>Supplemental County and Municipal Aid</u>	<u>Total Aid</u>	<u>Percent Increase</u>
Vernon continued	Town of Greenwood	\$35,249	\$45,661	\$80,909	129.5%
	Town of Hamburg	43,909	46,013	89,922	104.8
	Town of Harmony	32,153	45,174	77,327	140.5
	Town of Hillsboro	56,504	43,242	99,746	76.5
	Town of Jefferson	36,817	51,520	88,337	139.9
	Town of Kickapoo	28,425	42,419	70,845	149.2
	Town of Liberty	11,538	35,833	47,371	310.6
	Town of Stark	22,835	35,917	58,752	157.3
	Town of Sterling	35,574	39,194	74,768	110.2
	Town of Union	36,920	43,729	80,649	118.4
	Town of Viroqua	85,077	59,860	144,937	70.4
	Town of Webster	43,064	43,880	86,945	101.9
	Town of Wheatland	18,111	39,882	57,993	220.2
	Town of Whitestown	56,957	40,739	97,696	71.5
	Village of Chaseburg	97,179	34,068	131,247	35.1
	Village of Coon Valley	233,930	46,786	280,716	20.0
	Village of De Soto	103,331	35,295	138,626	34.2
	Village of Genoa	27,663	33,883	61,546	122.5
	Village of La Farge	245,821	49,164	294,985	20.0
	Village of Ontario	168,398	38,874	207,272	23.1
	Village of Readstown	207,861	41,572	249,433	20.0
	Village of Stoddard	167,529	45,056	212,585	26.9
	City of Hillsboro	466,956	93,391	560,347	20.0
City of Viroqua	996,497	199,299	1,195,796	20.0	
City of Westby	516,475	103,295	619,770	20.0	
Vilas	Town of Arbor Vitae	45,934	87,227	133,161	189.9
	Town of Boulder Junction	22,315	48,062	70,377	215.4
	Town of Cloverland	10,301	47,961	58,262	465.6
	Town of Conover	21,145	52,326	73,471	247.5
	Town of Lac du Flambeau	43,222	89,805	133,027	207.8
	Town of Land O'Lakes	20,595	46,047	66,642	223.6
	Town of Lincoln	31,315	74,648	105,963	238.4
	Town of Manitowish Waters	9,804	40,554	50,358	413.7
	Town of Phelps	25,523	50,866	76,389	199.3
	Town of Plum Lake	13,140	39,328	52,468	299.3
	Town of Presque Isle	13,082	43,578	56,660	333.1
	Town of St. Germain	17,950	65,244	83,195	363.5
	Town of Washington	15,999	56,874	72,873	355.5
	Town of Winchester	5,860	38,908	44,768	664.0
	City of Eagle River	23,738	57,109	80,847	240.6
Walworth	Town of Bloomfield	12,620	60,062	72,681	475.9
	Town of Darien	16,453	57,713	74,166	350.8
	Town of Delavan	61,658	145,269	206,926	235.6
	Town of East Troy	50,157	97,418	147,575	194.2
	Town of Geneva	52,700	150,041	202,741	284.7
	Town of Lafayette	20,046	64,942	84,989	324.0
	Town of La Grange	20,390	71,883	92,273	352.5
	Town of Linn	26,703	75,603	102,306	283.1
	Town of Lyons	39,064	91,512	130,576	234.3
	Town of Richmond	19,483	62,225	81,709	319.4
	Town of Sharon	14,318	44,435	58,752	310.3
	Town of Spring Prairie	25,111	65,764	90,875	261.9
	Town of Sugar Creek	38,121	95,762	133,883	251.2
	Town of Troy	29,863	69,670	99,534	233.3
	Town of Walworth	16,774	56,454	73,228	336.6

<u>County</u>	<u>Municipality</u>	<u>Existing County and Municipal Aid</u>	<u>Supplemental County and Municipal Aid</u>	<u>Total Aid</u>	<u>Percent Increase</u>
Walworth cont.	Town of Whitewater	\$19,948	\$54,139	\$74,086	271.4%
	Village of Bloomfield	41,591	110,811	152,402	266.4
	Village of Darien	206,003	56,471	262,474	27.4
	Village of East Troy	310,955	113,618	424,573	36.5
	Village of Fontana-on-Geneva Lake	21,536	61,705	83,241	286.5
	Village of Genoa City	70,576	79,792	150,367	113.1
	Village of Sharon	235,404	56,555	291,959	24.0
	Village of Walworth	43,999	76,458	120,457	173.8
	Village of Williams Bay	29,979	80,227	110,206	267.6
	City of Delavan	344,931	218,887	563,818	63.5
	City of Elkhorn	329,952	259,135	589,087	78.5
	City of Lake Geneva	95,805	219,225	315,030	228.8
	City of Whitewater	2,836,846	698,244	3,535,090	24.6
	Washburn	Town of Barronett	27,698	37,665	65,363
Town of Bashaw		28,023	48,230	76,253	172.1
Town of Bass Lake		12,580	39,496	52,076	314.0
Town of Beaver Brook		18,343	43,528	61,871	237.3
Town of Birchwood		10,937	40,302	51,239	368.5
Town of Brooklyn		15,146	35,211	50,357	232.5
Town of Casey		6,136	36,623	42,758	596.9
Town of Chicog		2,779	34,925	37,704	1256.9
Town of Crystal		9,241	34,774	44,015	376.3
Town of Evergreen		17,313	50,177	67,490	289.8
Town of Frog Creek		17,698	32,135	49,833	181.6
Town of Gull Lake		7,098	33,329	40,427	469.5
Town of Long Lake		8,740	40,588	49,328	464.4
Town of Madge		5,188	38,942	44,130	750.6
Town of Minong		19,904	46,668	66,572	234.5
Town of Sarona		7,649	37,009	44,658	483.9
Town of Spooner		10,053	43,998	54,051	437.7
Town of Springbrook		24,808	38,538	63,346	155.3
Town of Stinnett		21,009	33,497	54,506	159.4
Town of Stone Lake		7,229	38,656	45,885	534.8
Town of Trego		9,564	45,375	54,939	474.5
Village of Birchwood		121,225	36,757	157,982	30.3
Village of Minong		158,046	39,244	197,290	24.8
City of Spooner	464,997	92,999	557,996	20.0	
City of Shell Lake	43,086	52,997	96,083	123.0	
Washington	Town of Addison	43,304	87,863	131,167	202.9
	Town of Barton	33,990	76,910	110,900	226.3
	Town of Erin	44,010	94,440	138,450	214.6
	Town of Farmington	38,661	91,428	130,089	236.5
	Town of Germantown	13,793	34,068	47,861	247.0
	Town of Hartford	46,544	86,724	133,269	186.3
	Town of Jackson	45,509	98,154	143,663	215.7
	Town of Kewaskum	23,990	49,052	73,042	204.5
	Town of Polk	50,560	97,167	147,728	192.2
	Town of Trenton	57,100	106,649	163,749	186.8
	Town of Wayne	20,484	67,474	87,958	329.4
	Town of West Bend	59,951	104,024	163,976	173.5
	Village of Germantown	215,139	498,014	713,153	231.5
	Village of Jackson	211,937	203,502	415,439	96.0
	Village of Kewaskum	240,348	103,289	343,637	43.0
Village of Newburg	80,433	49,220	129,653	61.2	
Village of Richfield	129,090	293,878	422,969	227.7	

<u>County</u>	<u>Municipality</u>	<u>Existing County and Municipal Aid</u>	<u>Supplemental County and Municipal Aid</u>	<u>Total Aid</u>	<u>Percent Increase</u>
Washington cont.	Village of Slinger	\$84,301	\$170,947	\$255,248	202.8%
	City of Hartford	712,800	381,869	1,094,669	53.6
	City of West Bend	1,118,987	771,619	1,890,606	69.0
Waukesha	Town of Brookfield	81,493	172,731	254,223	212.0
	Town of Delafield	93,837	210,352	304,189	224.2
	Town of Eagle	33,741	89,068	122,809	264.0
	Town of Genesee	93,011	188,688	281,699	202.9
	Town of Lisbon	116,784	268,519	385,303	229.9
	Town of Merton	97,881	213,956	311,837	218.6
	Town of Mukwonago	92,907	202,668	295,576	218.1
	Town of Oconomowoc	101,482	226,405	327,888	223.1
	Town of Ottawa	45,142	91,378	136,520	202.4
	Village of Big Bend	46,457	55,045	101,502	118.5
	Village of Butler	26,118	59,894	86,012	229.3
	Village of Chenequa	8,986	38,908	47,894	433.0
	Village of Dousman	151,194	70,726	221,921	46.8
	Village of Eagle	34,342	65,647	99,989	191.2
	Village of Elm Grove	80,235	177,156	257,392	220.8
	Village of Hartland	224,355	250,802	475,157	111.8
	Village of Lac La Belle	4,512	34,791	39,303	771.1
	Village of Lannon	22,636	60,397	83,033	266.8
	Village of Menomonee Falls	419,965	933,196	1,353,161	222.2
	Village of Merton	20,268	88,415	108,683	436.2
	Village of Mukwonago	189,176	215,668	404,844	114.0
	Village of Nashotah	10,154	52,158	62,312	513.7
	Village of North Prairie	30,080	67,072	97,152	223.0
	Village of Oconomowoc Lake	7,010	39,614	46,624	565.1
	Village of Pewaukee	194,624	211,861	406,485	108.9
	Village of Summit	56,336	140,653	196,989	249.7
	Village of Sussex	105,900	291,279	397,180	275.1
	Village of Vernon	105,969	195,432	301,401	184.4
	Village of Wales	34,841	78,954	113,795	226.6
	Village of Waukesha	107,510	218,032	325,542	202.8
	City of Brookfield	538,233	982,979	1,521,213	182.6
	City of Delafield	91,996	188,350	280,345	204.7
City of Muskego	401,080	592,800	993,880	147.8	
City of New Berlin	557,149	960,454	1,517,603	172.4	
City of Oconomowoc	246,272	441,442	687,714	179.2	
City of Pewaukee	166,563	389,039	555,603	233.6	
City of Waukesha	1,445,404	973,343	2,418,746	67.3	
Waupaca	Town of Bear Creek	31,410	42,587	73,997	135.6
	Town of Caledonia	20,022	59,189	79,211	295.6
	Town of Dayton	29,715	74,665	104,379	251.3
	Town of Dupont	34,745	42,570	77,315	122.5
	Town of Farmington	52,718	93,018	145,736	176.4
	Town of Fremont	8,603	40,487	49,090	470.6
	Town of Harrison	12,058	37,816	49,874	313.6
	Town of Helvetia	12,987	41,831	54,818	322.1
	Town of Iola	8,407	45,778	54,185	544.5
	Town of Larrabee	54,384	51,554	105,937	94.8
	Town of Lebanon	39,081	57,260	96,340	146.5
	Town of Lind	28,986	56,538	85,524	195.1
	Town of Little Wolf	47,231	53,484	100,715	113.2
	Town of Matteson	37,982	45,375	83,357	119.5
Town of Mukwa	44,864	77,513	122,378	172.8	

<u>County</u>	<u>Municipality</u>	<u>Existing County and Municipal Aid</u>	<u>Supplemental County and Municipal Aid</u>	<u>Total Aid</u>	<u>Percent Increase</u>
Waupaca cont.	Town of Royalton	\$33,603	\$52,930	\$86,533	157.5%
	Town of St. Lawrence	32,293	41,966	74,259	130.0
	Town of Scandinavia	15,261	47,676	62,936	312.4
	Town of Union	29,633	43,108	72,740	145.5
	Town of Waupaca	37,165	50,144	87,309	134.9
	Town of Weyauwega	31,626	39,597	71,222	125.2
	Town of Wyoming	11,666	35,329	46,994	302.8
	Village of Big Falls	29,284	31,009	60,293	105.9
	Village of Embarrass	96,250	35,934	132,184	37.3
	Village of Fremont	29,676	41,562	71,238	140.1
	Village of Iola	171,967	50,916	222,883	29.6
	Village of Ogdensburg	42,915	33,160	76,075	77.3
	Village of Scandinavia	47,149	36,236	83,385	76.9
	City of Clintonville	1,189,278	237,856	1,427,134	20.0
	City of Manawa	279,116	55,823	334,940	20.0
	City of Marion	354,698	70,940	425,638	20.0
	City of New London	1,973,742	456,904	2,430,646	23.1
	City of Waupaca	871,182	227,523	1,098,705	26.1
	City of Weyauwega	496,538	99,308	595,846	20.0
Waushara	Town of Aurora	15,282	46,819	62,102	306.4
	Town of Bloomfield	19,626	47,676	67,302	242.9
	Town of Coloma	7,055	42,301	49,357	599.6
	Town of Dakota	18,839	49,120	67,959	260.7
	Town of Deerfield	6,385	41,226	47,612	645.7
	Town of Hancock	7,948	39,479	47,427	496.7
	Town of Leon	13,760	55,800	69,560	405.5
	Town of Marion	20,226	64,087	84,313	316.8
	Town of Mount Morris	10,827	48,599	59,426	448.9
	Town of Oasis	5,713	36,404	42,117	637.2
	Town of Plainfield	13,595	38,320	51,915	281.9
	Town of Poy Sippi	37,308	45,375	82,683	121.6
	Town of Richford	6,632	42,436	49,068	639.8
	Town of Rose	7,651	41,344	48,995	540.3
	Town of Saxeville	11,795	46,752	58,547	396.4
	Town of Springwater	13,732	51,017	64,748	371.5
	Town of Warren	11,284	41,210	52,493	365.2
	Town of Wautoma	15,399	51,336	66,734	333.4
	Village of Coloma	85,589	37,530	123,119	43.8
	Village of Hancock	151,581	36,589	188,170	24.1
	Village of Lohrville	30,946	37,261	68,208	120.4
	Village of Plainfield	152,774	45,459	198,233	29.8
	Village of Redgranite	222,643	63,534	286,177	28.5
	Village of Wild Rose	183,564	43,125	226,688	23.5
	City of Wautoma	455,318	91,064	546,382	20.0
	Winnebago	Town of Algoma	60,803	182,822	243,624
Town of Black Wolf		27,700	70,810	98,511	255.6
Town of Clayton		33,727	103,356	137,083	306.4
Town of Neenah		46,602	92,081	138,683	197.6
Town of Nekimi		20,425	52,410	72,835	256.6
Town of Nepeuskun		18,191	42,167	60,358	231.8
Town of Omro		22,741	69,553	92,294	305.9
Town of Oshkosh		62,810	71,112	133,922	113.2
Town of Poygan		11,563	51,621	63,184	446.4
Town of Rushford		31,061	57,780	88,841	186.0
Town of Utica		14,408	52,846	67,254	366.8

<u>County</u>	<u>Municipality</u>	<u>Existing County and Municipal Aid</u>	<u>Supplemental County and Municipal Aid</u>	<u>Total Aid</u>	<u>Percent Increase</u>
Winnebago cont.	Town of Vinland	\$22,665	\$59,776	\$82,441	263.7%
	Town of Winchester	33,534	60,162	93,696	179.4
	Town of Winneconne	23,582	74,095	97,677	314.2
	Town of Wolf River	14,282	50,362	64,644	352.6
	Village of Fox Crossing	328,201	453,106	781,307	138.1
	Village of Winneconne	145,255	72,671	217,925	50.0
	City of Menasha	3,316,674	816,754	4,133,428	24.6
	City of Neenah	1,511,805	645,028	2,156,834	42.7
	City of Omro	762,719	152,544	915,263	20.0
	City of Oshkosh	9,609,614	1,921,923	11,531,537	20.0
Wood	Town of Arpin	84,751	45,896	130,646	54.2
	Town of Auburndale	44,806	43,259	88,065	96.5
	Town of Cameron	13,367	39,059	52,426	292.2
	Town of Cary	19,787	36,875	56,662	186.4
	Town of Cranmoor	6,427	33,026	39,453	513.9
	Town of Dexter	22,323	35,883	58,206	160.7
	Town of Grand Rapids	237,277	198,250	435,527	83.6
	Town of Hansen	52,660	42,654	95,315	81.0
	Town of Hiles	10,689	32,539	43,227	304.4
	Town of Lincoln	27,641	56,840	84,481	205.6
	Town of Marshfield	21,424	42,957	64,381	200.5
	Town of Milladore	39,631	41,126	80,757	103.8
	Town of Port Edwards	45,300	52,796	98,096	116.5
	Town of Remington	21,519	33,850	55,368	157.3
	Town of Richfield	75,495	57,042	132,537	75.6
	Town of Rock	23,435	43,276	66,711	184.7
	Town of Rudolph	57,078	47,273	104,350	82.8
	Town of Saratoga	169,915	141,354	311,270	83.2
	Town of Seneca	28,664	47,441	76,105	165.5
	Town of Sherry	38,750	42,772	81,522	110.4
	Town of Sigel	73,414	47,105	120,519	64.2
	Town of Wood	37,678	42,738	80,416	113.4
	Village of Arpin	84,637	35,110	119,748	41.5
	Village of Auburndale	138,366	41,932	180,298	30.3
	Village of Biron	10,835	44,267	55,102	408.5
	Village of Hewitt	63,086	43,494	106,580	68.9
	Village of Milladore	71,644	34,505	106,149	48.2
	Village of Port Edwards	196,878	59,458	256,336	30.2
	Village of Rudolph	66,471	37,278	103,749	56.1
	Village of Vesper	135,032	38,605	173,637	28.6
	City of Marshfield	4,367,184	1,030,831	5,398,015	23.6
	City of Nekoosa	961,036	192,207	1,153,243	20.0
	City of Pittsville	334,127	66,825	400,953	20.0
City of Wisconsin Rapids	<u>3,737,617</u>	<u>903,590</u>	<u>4,641,207</u>	24.2	
Total		\$630,429,203	\$206,867,144	\$837,296,346	32.8%

## ATTACHMENT 2

## AA 2 to AB 245 - 2024-25 Supplemental Aid payments to Counties

<u>County</u>	<u>Existing County and Municipal Aid</u>	<u>Supplemental County and Municipal Aid</u>	<u>Total Aid</u>	<u>Aid Increase</u>
Adams	\$18,606	\$357,013	\$375,619	1,918.8%
Ashland	826,370	620,542	1,446,912	75.1
Barron	1,150,386	740,079	1,890,465	64.3
Bayfield	51,979	272,192	324,170	523.7
Brown	2,650,453	2,047,674	4,698,126	77.3
Buffalo	320,637	368,728	689,365	115.0
Burnett	23,781	241,302	265,084	1,014.7
Calumet	697,847	640,748	1,338,594	91.8
Chippewa	1,241,630	749,704	1,991,334	60.4
Clark	1,842,537	962,653	2,805,191	52.2
Columbia	250,171	648,665	898,836	259.3
Crawford	849,869	647,522	1,497,391	76.2
Dane	1,577,102	4,048,042	5,625,144	256.7
Dodge	2,378,647	1,215,030	3,593,677	51.1
Door	33,274	448,113	481,387	1,346.7
Douglas	2,137,721	960,362	3,098,083	44.9
Dunn	2,212,451	1,027,126	3,239,577	46.4
Eau Claire	2,199,460	1,040,117	3,239,577	47.3
Florence	86,530	194,344	280,875	224.6
Fond du Lac	1,374,317	1,111,040	2,485,357	80.8
Forest	120,707	245,669	366,376	203.5
Grant	1,939,061	907,353	2,846,414	46.8
Green	316,780	435,923	752,703	137.6
Green Lake	70,209	355,448	425,658	506.3
Iowa	116,853	327,050	443,903	279.9
Iron	84,849	209,935	294,784	247.4
Jackson	923,785	635,529	1,559,314	68.8
Jefferson	1,177,235	970,259	2,147,493	82.4
Juneau	939,510	637,760	1,577,270	67.9
Kenosha	1,398,056	1,298,162	2,696,218	92.9
Kewaunee	644,061	522,880	1,166,941	81.2
La Crosse	3,517,419	1,274,605	4,792,024	36.2
Lafayette	1,640,229	1,223,178	2,863,407	74.6
Langlade	694,440	543,157	1,237,598	78.2
Lincoln	959,239	638,751	1,597,990	66.6

<u>County</u>	<u>Existing County and Municipal Aid</u>	<u>Supplemental County and Municipal Aid</u>	<u>Total Aid</u>	<u>Aid Increase</u>
Manitowoc	\$2,558,506	\$1,165,300	\$3,723,806	45.5%
Marathon	3,877,621	1,353,437	5,231,058	34.9
Marinette	992,523	699,754	1,692,277	70.5
Marquette	62,231	287,380	349,611	461.8
Menominee	434,844	517,249	952,093	119.0
Milwaukee	47,022,794	7,599,310	54,622,103	16.2
Monroe	2,125,145	948,937	3,074,082	44.7
Oconto	481,791	481,856	963,648	100.0
Oneida	43,558	450,579	494,137	1,034.4
Outagamie	1,517,985	1,449,562	2,967,547	95.5
Ozaukee	140,503	739,731	880,234	526.5
Pepin	465,492	537,949	1,003,440	115.6
Pierce	918,245	653,897	1,572,141	71.2
Polk	423,081	566,502	989,583	133.9
Portage	1,739,520	868,750	2,608,270	49.9
Price	468,676	448,172	916,848	95.6
Racine	2,349,434	1,516,584	3,866,018	64.6
Richland	1,172,389	803,049	1,975,439	68.5
Rock	3,622,666	1,418,192	5,040,859	39.1
Rusk	980,624	738,265	1,718,889	75.3
St. Croix	372,120	755,082	1,127,202	202.9
Sauk	474,842	843,083	1,317,925	177.6
Sawyer	25,376	289,376	314,752	1,140.4
Shawano	1,094,163	682,523	1,776,687	62.4
Sheboygan	1,867,867	1,062,273	2,930,140	56.9
Taylor	1,041,929	706,342	1,748,271	67.8
Trempealeau	1,612,686	929,448	2,542,135	57.6
Vernon	709,686	549,259	1,258,945	77.4
Vilas	21,072	341,451	362,523	1,620.4
Walworth	100,182	1,228,584	1,328,766	1,226.4
Washburn	109,244	313,623	422,867	287.1
Washington	361,347	1,168,586	1,529,933	323.4
Waukesha	636,451	3,246,103	3,882,553	510.0
Waupaca	1,265,823	801,998	2,067,821	63.4
Waushara	55,115	369,007	424,123	669.5
Winnebago	2,180,941	1,783,397	3,964,338	81.8
Wood	<u>2,853,821</u>	<u>1,118,777</u>	<u>3,972,597</u>	39.2
Total	\$122,646,496	\$68,000,026	\$190,646,522	55.4%

### Employee Timecard - Hourly Distribution Report

Report Date: 06/05/2023

05/29/2023 - 06/04/2023 [7 days]

Report Time: 9:51:22 AM

PD011 [GORHAM, MICHAEL]			
Employee ID	PD011	DEPT(G2)	PD
Pay Type	1	Last Name	GORHAM
Pay Policy	601	First Name	MICHAEL

Date	Paycode	IN	OUT	Daily Total	Reg Hrs	OT Hrs
05/29/2023 Mon	202 [POH]				8.0000000	
	205 [POP]	10:00AM*	11:00PM*	21.00	13.0000000	
05/31/2023 Wed	205 [POP]	05:00PM*	12:00AM*	7.00	7.0000000	
06/01/2023 Thu	205 [POP]	12:00PM*	09:00PM*	9.00	9.0000000	
06/02/2023 Fri	205 [POP]	05:00PM*	11:00PM*	6.00	6.0000000	
06/03/2023 Sat	205 [POP]	07:30PM*	01:00AM*	5.50	5.5000000	
06/04/2023 Sun	206 [POG]	10:00AM*	06:00PM*			8.0000000
	205 [POP]	06:00PM*	07:00PM*	9.00	1.0000000	

Summary - PD011 [GORHAM, MICHAEL]									
Paycode	N/A	Reg Hrs	OT1 - OT-2	Total Hrs	Accrual				
					Prior Bal	Adjust	Used	Earned	Available
2 [VACA]									109.00
3 [SICK]					139.00	4.00			143.00
6 [FH]									8.00
202 [POH]	1[UNUSED]	8.00		8.00					
205 [POP]	1[UNUSED]	41.50		41.50					
206 [POG]	1[UNUSED]		8.00	8.00					
<b>TOTALS</b>		<b>49.50</b>	<b>8.00</b>	<b>57.50</b>	<b>139.00</b>	<b>4.00</b>			<b>260.00</b>

I CERTIFY THE ABOVE INFORMATION TO BE CORRECT

X   
Employee Signature

X \_\_\_\_\_  
Supervisor Signature

*Grant 8 hours - Sunday June 4, 2023*

### Employee Timecard - Hourly Distribution Report

Report Date: 06/12/2023

06/05/2023 - 06/11/2023 [7 days]


Report Time: 7:48:00 AM

<b>PD011 [GORHAM, MICHAEL]</b>			
Employee ID	PD011	DEPT(G2)	PD
Pay Type	1	Last Name	GORHAM
		Pay Policy	601
		First Name	MICHAEL

Time Card						
Date	Paycode	IN	OUT	Daily Total	Reg Hrs	OT Hrs
06/05/2023 Mon	205 [POP]	08:00PM*	11:00PM*	3.00	3.0000000	
06/06/2023 Tue	205 [POP]	06:00PM*	08:00PM*	2.00	2.0000000	
06/07/2023 Wed	205 [POP]	07:30PM*	10:00PM*	2.50	2.5000000	
06/08/2023 Thu	205 [POP]	12:30PM*	07:30PM*	7.00	7.0000000	
06/09/2023 Fri	205 [POP]	08:00AM*	09:15AM*		1.2500000	
	205 [POP]	10:00AM*	06:00PM*		8.0000000	
	206 [POG]	06:00PM*	07:00PM*	10.25		1.0000000
06/10/2023 Sat	205 [POP]	05:00PM*	10:30PM*	5.50	5.5000000	
06/11/2023 Sun	206 [POG]	10:00AM*	05:00PM*			7.0000000
	208 [PADJ]			0.25	-6.7500000	

Summary - PD011 [GORHAM, MICHAEL]									
Paycode	N/A	Reg Hrs	OT1 - OT-2	Total Hrs	Accrual				
					Prior Bal	Adjust	Used	Earned	Available
2 [VACA]									109.00
3 [SICK]									143.00
6 [FH]									8.00
205 [POP]	1[UNUSED]	29.25		29.25					
206 [POG]	1[UNUSED]		8.00	8.00					
208 [PADJ]	1[UNUSED]	-6.75		-6.75					
<b>TOTALS</b>		<b>22.50</b>	<b>8.00</b>	<b>30.50</b>					<b>260.00</b>

I CERTIFY THE ABOVE INFORMATION TO BE CORRECT

X  \_\_\_\_\_

Employee Signature

X \_\_\_\_\_

Supervisor Signature

Grant - 6:00 - 7:00  
 Grant 10:00 - 5:00

1 hour 6/9/2023  
 7 hour 6/11/2023

### Employee Timecard - Hourly Distribution Report

Item 6.

Report Date: 06/05/2023

05/29/2023 - 06/04/2023 [7 days]

Report Time: 9:51:21 AM

<b>AD002 [ROESSLER, HAILEY]</b>			
Employee ID	AD002	DEPT(G2)	AD
Pay Type	3	Last Name	ROESSLER
		Pay Policy	500
		First Name	HAILEY

Time Card						
Date	Paycode	IN	OUT	Daily Total	Reg Hrs	OT Hrs
05/29/2023 Mon	502 [TRH]			8.00	8.0000000	
05/30/2023 Tue	501 [TRW]	08:10AM*	12:00PM		3.7500000	
	501 [TRW]	01:44PM	04:32PM	6.50	2.7500000	
05/31/2023 Wed	501 [TRW]	08:06AM	12:24PM		4.5000000	
	501 [TRW]	01:44PM	04:55PM		3.2500000	
	501 [TRW]	05:51PM	08:13PM	10.25	2.5000000	
06/01/2023 Thu	501 [TRW]	08:08AM	12:17PM	4.00	4.0000000	
06/02/2023 Fri	501 [TRW]	08:08AM	09:45AM	1.50	1.5000000	

Summary - AD002 [ROESSLER, HAILEY]									
Paycode	N/A	Reg Hrs	OT1 - OT-2	Total Hrs	Accrual				
					Prior Bal	Adjust	Used	Earned	Available
2 [VACA]									88.75
3 [SICK]						4.00			4.00
6 [FH]									8.00
7 [BREV]									
501 [TRW]	1[UNUSED]	22.25		22.25					
502 [TRH]	1[UNUSED]	8.00		8.00					
<b>TOTALS</b>		<b>30.25</b>		<b>30.25</b>		<b>4.00</b>			<b>100.75</b>

I CERTIFY THE ABOVE INFORMATION TO BE CORRECT

*Hailey Roessler*  
Employee Signature

x \_\_\_\_\_  
Supervisor Signature

Gen. Communications/Phone/Email; AP/AR Entry; HR/Timesheets  
Accruals/Distribution; Liq Licensing; Fin Comm Mtg Posting  
Prep/Minutes; BOT Mtg Prep/Publish/Post/Minutes;  
Insurance Claim; Affidavit filing/BOR Meeting Prep/  
Minutes/Filings; Bank Reconciliations, Payroll

### Employee Timecard - Hourly Distribution Report

Report Date: 06/12/2023

06/05/2023 - 06/11/2023 [7 days]

Report Time: 7:47:59 AM

<b>AD002 [ROESSLER, HAILEY]</b>			
Employee ID	AD002	DEPT(G2)	AD
Pay Type	3	Last Name	ROESSLER
		Pay Policy	500
		First Name	HAILEY

Time Card						
Date	Paycode	IN	OUT	Daily Total	Reg Hrs	OT Hrs
06/05/2023 Mon	501 [TRW]	07:57AM	12:06PM		4.0000000	
	501 [TRW]	12:48PM	04:48PM	8.00	4.0000000	
06/06/2023 Tue	501 [TRW]	08:02AM	12:00PM		4.0000000	
	501 [TRW]	12:38PM	04:32PM	7.75	3.7500000	
06/07/2023 Wed	501 [TRW]	07:57AM	12:14PM		4.2500000	
	501 [TRW]	12:59PM	04:29PM	7.75	3.5000000	
06/08/2023 Thu	501 [TRW]	07:57AM	11:44AM		3.7500000	
	501 [TRW]	12:41PM	04:43PM	7.75	4.0000000	
06/09/2023 Fri	504 [TRV]				4.7500000	
	501 [TRW]	08:02AM	11:57AM	8.75	4.0000000	

Summary - AD002 [ROESSLER, HAILEY]									
Paycode	N/A	Reg Hrs	OT1 - OT-2	Total Hrs	Accrual				
					Prior Bal	Adjust	Used	Earned	Available
2 [VACA]					88.75		4.75		84.00
3 [SICK]									4.00
6 [FH]									8.00
7 [BREV]									
501 [TRW]	1[UNUSED]	35.25		35.25					
504 [TRV]	1[UNUSED]	4.75		4.75					
<b>TOTALS</b>		<b>40.00</b>		<b>40.00</b>	<b>88.75</b>		<b>4.75</b>		<b>96.00</b>

I CERTIFY THE ABOVE INFORMATION TO BE CORRECT

x   
Employee Signature

x \_\_\_\_\_  
Supervisor Signature

Gen Comm; AP/AR; HR; Insurance; Bank, Deposits; Timesheets etc.  
Post Payroll; Park Grant; Direct Deposit Processing; Pickleball  
Prep (Soccer Nets; Met w/ Developer Iowa County; Filed  
TID Annual Report; BOT Mtg Prep

**Employee Timecard - Hourly Distribution Report**

Report Date: 06/05/2023

05/29/2023 - 06/04/2023 [7 days]

Report Time: 9:51:21 AM

AD003 [JOHNSON, MAGGIE]			
Employee ID	AD003	DEPT(G2)	DC
Pay Type	3	Last Name	JOHNSON
Pay Policy	550	First Name	MAGGIE

Time Card						
Date	Paycode	IN	OUT	Daily Total	Reg Hrs	OT Hrs
05/29/2023 Mon	502 [TRH]			8.00	8.0000000	
05/30/2023 Tue	511 [CW]	07:59AM	10:53AM		3.0000000	
	511 [CW]	11:29AM	03:30PM	7.00	4.0000000	
05/31/2023 Wed	511 [CW]	08:19AM	11:15AM*		3.0000000	
	511 [CW]	11:50AM*	02:33PM*	5.75	2.7500000	
06/01/2023 Thu	511 [CW]	07:57AM	10:52AM		2.7500000	
	511 [CW]	11:38AM	03:13PM	6.25	3.5000000	
06/02/2023 Fri	511 [CW]	08:07AM	11:59AM	4.00	4.0000000	

Summary - AD003 [JOHNSON, MAGGIE]									
Paycode	N/A	Reg Hrs	OT1 - OT-2	Total Hrs	Accrual				
					Prior Bal	Adjust	Used	Earned	Available
2 [VACA]									54.50
3 [SICK]					68.75	4.00			72.75
6 [FH]									8.00
502 [TRH]	1[UNUSED]	8.00		8.00					
511 [CW]	1[UNUSED]	23.00		23.00					
<b>TOTALS</b>		<b>31.00</b>		<b>31.00</b>	<b>68.75</b>	<b>4.00</b>			<b>135.25</b>

Water Admin = 5 Sewer Admin = 5 Dep Clerk = 21

I CERTIFY THE ABOVE INFORMATION TO BE CORRECT

x Maggie Johnson  
Employee Signature

x Hailey Reen  
Supervisor Signature

General : Utility payments, library/open communications, dog licenses, burn permits, cc rentals

Monday : Memorial day

Tuesday : 4th of July, processed, stuffed, stamped utility bills

Wednesday : posted utility billing, 4th of July

Thursday : Library numbers & programming, 4th of July, park & rec. agenda

Friday : posted park & rec. agenda, story time & home talent communications, 4th of July

**Employee Timecard - Hourly Distribution Report**

Report Date: 06/12/2023

06/05/2023 - 06/11/2023 [7 days]

Report Time: 7:47:59 AM

<b>AD003 [JOHNSON, MAGGIE]</b>					
Employee ID	AD003	DEPT(G2)	DC	Pay Policy	550
Pay Type	3	Last Name	JOHNSON	First Name	MAGGIE

Time Card						
Date	Paycode	IN	OUT	Daily Total	Reg Hrs	OT Hrs
06/05/2023 Mon	511 [CW]	07:58AM	10:55AM		3.0000000	
	511 [CW]	11:35AM	03:35PM	7.00	4.0000000	
06/06/2023 Tue	511 [CW]	07:58AM	10:45AM*		2.7500000	
	511 [CW]	11:33AM*	03:08PM*		3.7500000	
	511 [CW]	06:03PM*	09:01PM*	9.50	3.0000000	
06/07/2023 Wed	511 [CW]	07:57AM	10:51AM		2.7500000	
	511 [CW]	11:42AM	02:32PM	5.50	2.7500000	
06/08/2023 Thu	511 [CW]	07:56AM	03:00PM	7.00	7.0000000	
06/09/2023 Fri	511 [CW]	07:56AM	11:59AM	4.00	4.0000000	

Summary - AD003 [JOHNSON, MAGGIE]									
Paycode	N/A	Reg Hrs	OT1 - OT-2	Total Hrs	Accrual				
					Prior Bal	Adjust	Used	Earned	Available
2 [VACA]									54.50
3 [SICK]									72.75
6 [FH]									8.00
511 [CW]	1[UNUSED]	33.00		33.00					
<b>TOTALS</b>		<b>33.00</b>		<b>33.00</b>					<b>135.25</b>

Dep clerk = 29 Parks = 4

I CERTIFY THE ABOVE INFORMATION TO BE CORRECT

x [Signature]  
Employee Signature

x [Signature]  
Supervisor Signature

General: Utility payments, library/open gym communications, burn permits cc rentals

Monday: 4th of July, library programming

Tuesday: Prepped for park & rec. meeting 4th of July, library programming

Wednesday: park & rec. minutes, 4th of July

Thursday: Fuel schedule, connect communities survey, 4th of July

Friday: park & rec. agenda, 4th of July

### Employee Timecard - Hourly Distribution Report

Report Date: 06/05/2023

05/29/2023 - 06/04/2023 [7 days]

Report Time: 9:51:22 AM

<b>PW003 [JOHNSON, HARRY]</b>					
Employee ID	PW003	DEPT(G2)	FM	Pay Policy	401
Pay Type	1	Last Name	JOHNSON	First Name	HARRY

Time Card						
Date	Paycode	IN	OUT	Daily Total	Reg Hrs	OT Hrs
05/30/2023 Tue	401 [STW]	08:17AM	12:52PM	4.50	4.5000000	
05/31/2023 Wed	401 [STW]	08:13AM	12:48PM	4.50	4.5000000	
06/01/2023 Thu	401 [STW]	08:10AM	01:20PM	5.00	5.0000000	
06/02/2023 Fri	101 [PAW]	08:09AM	12:31PM	4.25	4.2500000	

Summary - PW003 [JOHNSON, HARRY]									
Paycode	N/A	Reg Hrs	OT1 - OT-2	Total Hrs	Accrual				
					Prior Bal	Adjust	Used	Earned	Available
101 [PAW]	1[UNUSED]	4.25		4.25					
401 [STW]	1[UNUSED]	14.00		14.00					
<b>TOTALS</b>		<b>18.25</b>		<b>18.25</b>					

I CERTIFY THE ABOVE INFORMATION TO BE CORRECT

x *Harry Johnson*  
Employee Signature

x *[Signature]*  
Supervisor Signature

Tues 5/30 Replace pulleys + belt on mower deck, mowed behind REC + mowed home talent field

Wed 5/31 Mowed both ball fields, mowed cemetery + across from church

Thurs 6/1 Mowed along HHA + office station

Fri 6/2 Mowed play ground + outside of small field  
Fence, cleaned entrance of Parklets office, sweep Multi purpose room

### Employee Timecard - Hourly Distribution Report

Report Date: 06/12/2023

06/05/2023 - 06/11/2023 [7 days]

Report Time: 7:48:00 AM

**PW003 [JOHNSON, HARRY]**

Employee ID	PW003	DEPT(G2)	FM	Pay Policy	401
Pay Type	1	Last Name	JOHNSON	First Name	HARRY

**Time Card**

Date	Paycode	IN	OUT	Daily Total	Reg Hrs	OT Hrs
06/05/2023 Mon	611 [FMW]	08:21AM	12:30PM	4.25	4.2500000	
06/06/2023 Tue	101 [PAW]	08:13AM	12:30PM	4.25	4.2500000	
06/07/2023 Wed	401 [STW]	08:18AM	12:27PM	4.25	4.2500000	
06/08/2023 Thu	611 [FMW]	08:20AM	12:47PM	4.50	4.5000000	
06/09/2023 Fri	101 [PAW]	08:14AM	12:26PM	4.25	4.2500000	

**Summary - PW003 [JOHNSON, HARRY]**

Paycode	N/A	Reg Hrs	OT1 - OT-2	Total Hrs	Accrual				
					Prior Bal	Adjust	Used	Earned	Available
101 [PAW]	1[UNUSED]	8.50		8.50					
401 [STW]	1[UNUSED]	4.25		4.25					
611 [FMW]	1[UNUSED]	8.75		8.75					
<b>TOTALS</b>		<b>21.50</b>		<b>21.50</b>					

I CERTIFY THE ABOVE INFORMATION TO BE CORRECT

X Harry Johnson  
Employee Signature

X [Signature]  
Supervisor Signature

Mon 6/5 Installed soap dispenser in women's bathroom, fixed picnic tables at park

Tues 6/6 Traced both ball park infields, removed branches from right field fence, cleaned dog

Wed 6/7 Weed eaten retention pond around village, trimmed pine trees at green shed

Thurs 6/8 cleaned mens bathroom, moped entrance at Marsh Dept office, traced small ball field, mowed dog park & dog park parking area

Fri 6/9 Removed brush from behind RCC & branches at green shed, mowed retention pond & green shed

### Employee Timecard - Hourly Distribution Report

Item 6.

Report Date: 06/05/2023

05/29/2023 - 06/04/2023 [7 days]

Report Time: 9:51:22 AM

<b>PW005 [PETERSON, DALE]</b>			
Employee ID	PW005	DEPT(G2)	PW
Pay Type	3	Last Name	PETERSON
Pay Policy	300	First Name	DALE

Time Card						
Date	Paycode	IN	OUT	Daily Total	Reg Hrs	OT Hrs
05/29/2023 Mon	602 [WAH]					4.0000000
	302 [SEH]			8.00	4.0000000	
05/30/2023 Tue	301 [SEW]	06:55AM	12:07PM		5.0000000	
	601 [WAW]	12:39PM	03:25PM	7.75	2.7500000	
05/31/2023 Wed	601 [WAW]	06:56AM	07:44AM		0.7500000	
	301 [SEW]	08:41AM	03:31PM	7.50	6.7500000	
06/01/2023 Thu	601 [WAW]	06:55AM	12:03PM		5.0000000	
	301 [SEW]	12:34PM	03:43PM	8.25	3.2500000	
06/02/2023 Fri	603 [WAS]				4.0000000	
	303 [SES]			8.00	4.0000000	

Summary - PW005 [PETERSON, DALE]									
Paycode	N/A	Reg Hrs	OT1 - OT-2	Total Hrs	Accrual				
					Prior Bal	Adjust	Used	Earned	Available
2 [VACA]									76.00
3 [SICK]					8.00	4.00	8.00		4.00
6 [FH]									8.00
301 [SEW]	1[UNUSED]	15.00		15.00					
302 [SEH]	1[UNUSED]	4.00		4.00					
303 [SES]	1[UNUSED]	4.00		4.00					
601 [WAW]	1[UNUSED]	8.50		8.50					
602 [WAH]	1[UNUSED]	4.00		4.00					
603 [WAS]	1[UNUSED]	4.00		4.00					
<b>TOTALS</b>		<b>39.50</b>		<b>39.50</b>	<b>8.00</b>	<b>4.00</b>	<b>8.00</b>		<b>88.00</b>

I CERTIFY THE ABOVE INFORMATION TO BE CORRECT

X   
Employee Signature

X \_\_\_\_\_  
Supervisor Signature

Dale Peterson Weekly Work Log 5-29-2023Monday 5-29-2023:

Holiday

Tuesday 5-30-2023:

Daily Labs at WWTP 2 Hours

Assist MSA with their Sludge study 1 Hour, Troubleshoot chem pump at Well 1, 2 Hours, got paperwork and testing kits ordered for bringing Well 1 online 2 Hours, Cleaned clarifiers 1 Hour.

Wednesday 6-1 -2023:

Daily Labs at WWTP 2 Hours

Troubleshoot chem pump at Well 1 2 Hours, pumped down and cleaned digesters at WWTP 2 Hours, Got lead and copper testing paperwork ready to deliver 1 Hour

Thursday 6-2-2023:

Daily Labs at WWTP 2 Hours

Labeled all Lead and copper testing bottles per address 2 Hours, Cleaned clarifiers and skimmers at WWTP 1.5, Investigated Sewer issue at 104 Wells St. and possible abandoned water service near same address 3 Hours.

Friday 5-26-2023:

Off for Dr. Appt. 8 Hours

### Employee Timecard - Hourly Distribution Report

Report Date: 06/12/2023

06/05/2023 - 06/11/2023 [7 days]

Report Time: 7:48:00 AM

<b>PW005 [PETERSON, DALE]</b>					
Employee ID	PW005	DEPT(G2)	PW	Pay Policy	300
Pay Type	3	Last Name	PETERSON	First Name	DALE

Time Card						
Date	Paycode	IN	OUT	Daily Total	Reg Hrs	OT Hrs
06/05/2023 Mon	301 [SEW]	06:55AM	12:01PM		5.0000000	
	601 [WAW]	12:32PM	03:27PM	8.00	3.0000000	
06/06/2023 Tue	601 [WAW]	06:52AM	12:07PM		5.2500000	
	301 [SEW]	12:27PM	03:31PM	8.25	3.0000000	
06/07/2023 Wed	601 [WAW]	06:55AM	11:50AM		4.7500000	
	301 [SEW]	12:20PM	03:22PM	7.75	3.0000000	
06/08/2023 Thu	301 [SEW]	06:42AM	12:06PM		5.2500000	
	601 [WAW]	12:33PM	03:30PM*	8.25	3.0000000	
06/09/2023 Fri	301 [SEW]	06:59AM	01:59PM	7.00	7.0000000	

Summary - PW005 [PETERSON, DALE]									
Paycode	N/A	Reg Hrs	OT1 - OT-2	Total Hrs	Accrual				
					Prior Bal	Adjust	Used	Earned	Available
2 [VACA]									76.00
3 [SICK]									4.00
6 [FH]									8.00
301 [SEW]	1[UNUSED]	23.25		23.25					
601 [WAW]	1[UNUSED]	16.00		16.00					
<b>TOTALS</b>		<b>39.25</b>		<b>39.25</b>					<b>88.00</b>

I CERTIFY THE ABOVE INFORMATION TO BE CORRECT

X  \_\_\_\_\_  
Employee Signature

X \_\_\_\_\_  
Supervisor Signature

Dale Peterson Weekly Work Log 6-5-2023Monday 6-5-2023:

Daily Labs at WWTP 2 Hours

Monthly Bruch pickup 3 Hours, Cut broken limbs at the park 1 Hour, Clean air diffusers at WWTP 2 Hours

Tuesday 6-6-2023:

Daily Labs at WWTP 2 Hours

Delivered Lead and Copper sample bottles to various addresses around town for pickup tomorrow and got paperwork and shipping documents ready 4 Hours. Ordered the remaining sample kits for the year and organized documents for sampling 2 Hours.

Wednesday 6-7 -2023:

Daily Labs at WWTP 2 Hours

Collected packed and finalized paperwork and delivered for shipping Lead and Copper Samples 3 Hours, Clean and adjusted skimmers in the clarifiers at WWTP 2 Hours, Entered data for May WW report 1 Hour.

Thursday 6-8-2023:

Daily Labs at WWTP 2 Hours

Got Nitrate and Bacti samples pulled and shipped 1 Hour, Cleaned clarifiers and skimmers at WWTP 3 Hours, Met with Insurance Claims adjuster about incident at the ball park bleachers 1 Hour, Investigated possible abandoned water meter near 104 Wells St. 1 Hour.

Friday 6-9-2023:

Daily Labs at WWTP 2 Hours

Cleaned the skimmers on the clarifiers 2 Hours, prepped and delivered items to Wisconsin Surplus 2 Hours, Created sampler checklists per DNR inspection report 1 Hour

### Employee Timecard - Hourly Distribution Report

Item 6.

Report Date: 06/05/2023

05/29/2023 - 06/04/2023 [7 days]

Report Time: 9:51:22 AM

<b>SP003 [LOSBY, BRADEN]</b>					
Employee ID	SP003	DEPT(G2)	ST	Pay Policy	400
Pay Type	3	Last Name	LOSBY	First Name	BRADEN

Time Card						
Date	Paycode	IN	OUT	Daily Total	Reg Hrs	OT Hrs
05/29/2023 Mon	402 [STH]				8.0000000	
	401 [STW]	09:10AM	11:10AM*	10.00	2.0000000	
05/30/2023 Tue	401 [STW]	06:55AM	12:52PM		5.7500000	
	401 [STW]	01:31PM	03:25PM	7.75	2.0000000	
05/31/2023 Wed	401 [STW]	06:55AM	11:05AM		4.0000000	
	401 [STW]	11:35AM*	03:38PM*	8.25	4.2500000	
06/01/2023 Thu	401 [STW]	06:50AM	11:20AM		4.2500000	
	101 [PAW]	11:54AM	03:51PM	8.00	3.7500000	
06/02/2023 Fri	401 [STW]	06:55AM	01:27PM	6.50	6.5000000	
06/03/2023 Sat	601 [WAW]	09:30AM	11:30AM*	2.00	2.0000000	
06/04/2023 Sun	301 [SEW]	05:29AM	07:29AM*	2.00	2.0000000	

Summary - SP003 [LOSBY, BRADEN]									
Paycode	N/A	Reg Hrs	OT1 - OT-2	Total Hrs	Accrual				
					Prior Bal	Adjust	Used	Earned	Available
2 [VACA]									34.50
3 [SICK]					12.00	4.00			16.00
6 [FH]									8.00
101 [PAW]	1[UNUSED]	3.75		3.75					
301 [SEW]	1[UNUSED]	2.00		2.00					
401 [STW]	1[UNUSED]	28.75		28.75					
402 [STH]	1[UNUSED]	8.00		8.00					
601 [WAW]	1[UNUSED]	2.00		2.00					
<b>TOTALS</b>		<b>44.50</b>		<b>44.50</b>	<b>12.00</b>	<b>4.00</b>			<b>58.50</b>

I CERTIFY THE ABOVE INFORMATION TO BE CORRECT

x BL

Employee Signature

x [Signature]

Supervisor Signature

**Weekly Work Log May 29 – June 4 2023**      **Braden Losby****Monday May 29 2023:**

Weekend rounds. – 2 hours

**Tuesday May 30 2023**

Daily rounds. – 2 hours

Cleaned trough in screen room and pumped sludge. – 2 hours

Ran to mullers and farm and fleet. – 1 hour

Replaced the throttle cable on utv and set up water tank. – 3 hours

**Wednesday May 31 2023:**

Daily rounds. – 2 hours

Watered trees and gardens. – 2 hours

Changed trash at park. – 1 hour

Street swept. – 3 hours

**Thursday June 1 2023:**

Daily rounds. – 2 hours

Pushing brush back with skid steer. – 1 hour

Laying down mulch at dog park. – 2 hours

Weed burning at park behind school. – 2 hours

Working on zero turn mower. – 1 hour

**Friday June 2 2023:**

Daily rounds. – 2 hours

Street sweeping. – 2 hours

Working on weeds at park. – 2.5 hours

**Saturday June 3 2023:**

Weekend rounds. – 2 hours

**Sunday June 4 2023:**

Weekend rounds. – 2 hours

### Employee Timecard - Hourly Distribution Report

Item 6.

Report Date: 06/12/2023

06/05/2023 - 06/11/2023 [7 days]

Report Time: 7:48:00 AM

<b>SP003 [LOSBY, BRADEN]</b>					
Employee ID	SP003	DEPT(G2)	ST	Pay Policy	400
Pay Type	3	Last Name	LOSBY	First Name	BRADEN

Time Card						
Date	Paycode	IN	OUT	Daily Total	Reg Hrs	OT Hrs
06/05/2023 Mon	401 [STW]	06:55AM	12:00PM		5.0000000	
	401 [STW]	12:34PM	03:27PM	8.00	3.0000000	
06/06/2023 Tue	401 [STW]	06:55AM	12:30PM		5.5000000	
	401 [STW]	12:56PM	03:34PM		2.5000000	
	401 [STW]	06:27PM	07:55PM	9.50	1.5000000	
06/07/2023 Wed	401 [STW]	06:55AM	02:24PM	7.50	7.5000000	
06/08/2023 Thu	401 [STW]	06:55AM	11:58AM		5.0000000	
	401 [STW]	12:26PM	03:41PM	8.25	3.2500000	
06/09/2023 Fri	401 [STW]	06:55AM	01:26PM	6.50	6.5000000	
06/10/2023 Sat	601 [WAW]	08:37AM	10:37AM*	2.00	0.2500000	1.7500000
06/11/2023 Sun	301 [SEW]	09:07AM	11:07AM*	2.00		2.0000000

Summary - SP003 [LOSBY, BRADEN]									
Paycode	N/A	Reg Hrs	OT1 - OT-2	Total Hrs	Accrual				
					Prior Bal	Adjust	Used	Earned	Available
2 [VACA]									34.50
3 [SICK]									16.00
6 [FH]									8.00
301 [SEW]	1[UNUSED]		2.00	2.00					
401 [STW]	1[UNUSED]	39.75		39.75					
601 [WAW]	1[UNUSED]	0.25	1.75	2.00					
<b>TOTALS</b>		<b>40.00</b>	<b>3.75</b>	<b>43.75</b>					<b>58.50</b>

I CERTIFY THE ABOVE INFORMATION TO BE CORRECT

X   
Employee Signature

X   
Supervisor Signature

**Weekly Work Log June 5 – June 11 2023**      **Braden Losby****Monday June 5 2023:**

Daily rounds. – 2 hours

Working on digester at wwtp. – 2 hours

Working on tree removal. – 4 hours

**Tuesday June 6 2023**

Daily rounds. – 2 hours

Working on quoted for playground mulch. – 1 hour

Working on counting up the snow fence in green shed. – 1 hour

Madison run to turn in samples. – 2 hours

Watering trees and gardens. – 2 hours

Park and rec meeting. – 1.5 hours

**Wednesday June 7 2023:**

Daily rounds. – 2 hours

Working on public water samples. – 1 hour

Completing Diggers hotline class. – 2 hours

Weed eating at park. – 2 hours

**Thursday June 8 2023:**

Daily rounds. – 2 hours

Fire call. – 1.5 hours

Meeting with insurance adjuster. – 1.5 hours

Weed eating. – 2 hours

Washing vehicles. – 1 hour

**Friday June 9 2023:**

Daily rounds. – 2 hours

Taking the enclosed trailer and old generator to Wisconsin surplus. – 3 hours

Working on private driveway signs with marshal. – 1 hour

Changing trash at park. – 1 hour

**Saturday June 10 2023:**

Weekend rounds. – 2 hours

**Sunday June 11 2023:**

Weekend rounds. – 2 hours



### Employee Timecard - Hourly Distribution Report

06/12/2023 - 06/18/2023 [7 days]

Item 6.

<b>PD011 [GORHAM, MICHAEL]</b>					
Employee ID	PD011	DEPT(G2)	PD	Pay Policy	601
Pay Type	1	Last Name	GORHAM	First Name	MICHAEL

Time Card						
Date	Paycode	IN	OUT	Daily Total	Reg Hrs	OT Hrs
06/12/2023 Mon	205 [POP]	06:00PM*	09:00PM*	3.00	3.0000000	
06/13/2023 Tue	205 [POP]	01:30PM*	11:30PM*	10.00	10.0000000	
06/14/2023 Wed	205 [POP]	07:30PM*	12:30AM*	5.00	5.0000000	
06/15/2023 Thu	205 [POP]	04:00PM*	10:30PM*	6.50	6.5000000	
06/16/2023 Fri	205 [POP]	06:00AM*	05:30PM*	11.50	11.5000000	
06/17/2023 Sat	205 [POP]	01:00PM*	04:00PM*	3.00	3.0000000	
06/18/2023 Sun	206 [POG]	10:00AM*	06:00PM*	8.00		8.0000000

Summary - PD011 [GORHAM, MICHAEL]									
Paycode	N/A	Reg Hrs	OT1 - OT-2	Total Hrs	Accrual				
					Prior Bal	Adjust	Used	Earned	Available
2 [VACA]									109.00
3 [SICK]									143.00
6 [FH]									8.00
205 [POP]	1[UNUSED]	39.00		39.00					
206 [POG]	1[UNUSED]		8.00	8.00					
<b>TOTALS</b>		<b>39.00</b>	<b>8.00</b>	<b>47.00</b>					<b>260.00</b>

I CERTIFY THE ABOVE INFORMATION TO BE CORRECT

X   
Employee Signature

X \_\_\_\_\_  
Supervisor Signature

6-18-23 Grant Hours = 8

### Employee Timecard - Hourly Distribution Report

Report Date: 06/26/2023

06/19/2023 - 06/25/2023 [7 days]


Report Time: 8:13:54 AM

<b>PD011 [GORHAM, MICHAEL]</b>					
Employee ID	PD011	DEPT(G2)	PD	Pay Policy	601
Pay Type	1	Last Name	GORHAM	First Name	MICHAEL

Date	Paycode	IN	OUT	Daily Total	Reg Hrs	OT Hrs
06/19/2023 Mon	205 [POP]	06:30PM*	11:15PM*	4.75	4.7500000	
06/21/2023 Wed	205 [POP]	06:30PM*	12:30AM*	6.00	6.0000000	
06/22/2023 Thu	205 [POP]	01:00PM*	10:30PM*	9.50	9.5000000	
06/23/2023 Fri	204 [POV]					4.0000000
	205 [POP]	06:30PM*	11:30PM*	9.00	5.0000000	
06/24/2023 Sat	205 [POP]	06:30PM*	10:30PM*	4.00	4.0000000	
06/25/2023 Sun	206 [POG]	12:00PM*	07:00PM*			7.0000000
	208 [PADJ]			10.75	3.7500000	

Summary - PD011 [GORHAM, MICHAEL]									
Paycode	N/A	Reg Hrs	OT1 - OT-2	Total Hrs	Accrual				
					Prior Bal	Adjust	Used	Earned	Available
2 [VACA]					109.00		4.00		105.00
3 [SICK]									143.00
6 [FH]									8.00
204 [POV]	1[UNUSED]		4.00	4.00					
205 [POP]	1[UNUSED]	29.25		29.25					
206 [POG]	1[UNUSED]		7.00	7.00					
208 [PADJ]	1[UNUSED]	3.75		3.75					
<b>TOTALS</b>		<b>33.00</b>	<b>11.00</b>	<b>44.00</b>	<b>109.00</b>		<b>4.00</b>		<b>256.00</b>

I CERTIFY THE ABOVE INFORMATION TO BE CORRECT

X   
Employee Signature

X \_\_\_\_\_  
Supervisor Signature

Grant 12:00 - 7:00p.m. Grant 6/25/23

**Employee Timecard - Hourly Distribution Report**

Report Date: 06/19/2023

06/12/2023 - 06/18/2023 [7 days]

Report Time: 7:57:20 AM

AD002 [ROESSLER, HAILEY]			
Employee ID	AD002	DEPT(G2)	AD
Pay Type	3	Last Name	ROESSLER
		Pay Policy	500
		First Name	HAILEY

Time Card						
Date	Paycode	IN	OUT	Daily Total	Reg Hrs	OT Hrs
06/12/2023 Mon	501 [TRW]	07:38AM	08:15AM*		0.5000000	
	501 [TRW]	10:43AM*	04:15PM*	6.00	5.5000000	
06/13/2023 Tue	501 [TRW]	08:50AM	12:17PM		3.5000000	
	501 [TRW]	12:53PM	04:18PM		3.2500000	
	501 [TRW]	06:36PM	10:04PM	10.25	3.5000000	
06/14/2023 Wed	501 [TRW]	08:00AM	11:50AM		3.7500000	
	501 [TRW]	12:34PM	04:31PM	7.75	4.0000000	
06/15/2023 Thu	501 [TRW]	08:01AM	11:29AM		3.5000000	
	501 [TRW]	01:15PM	04:29PM	6.75	3.2500000	
06/16/2023 Fri	501 [TRW]	08:03AM	12:02PM	4.00	4.0000000	

Summary - AD002 [ROESSLER, HAILEY]									
Paycode	N/A	Reg Hrs	OT1 - OT-2	Total Hrs	Accrual				
					Prior Bal	Adjust	Used	Earned	Available
2 [VACA]									75.25
3 [SICK]									4.00
6 [FH]									8.00
7 [BREV]									
501 [TRW]	1[UNUSED]	34.75		34.75					
<b>TOTALS</b>		<b>34.75</b>		<b>34.75</b>					<b>87.25</b>

I CERTIFY THE ABOVE INFORMATION TO BE CORRECT

X *Hailey*  
Employee Signature

X \_\_\_\_\_  
Supervisor Signature

Gen Comm.; AP/AR; Util Payments, Licenses; Liquor Lic Operator Lic. ; Journal Entries-2022 Audit; BOT Wrap/Up Comm. filings/postings; Minutes; Assessor RFP Pub.; Payroll

**Employee Timecard - Hourly Distribution Report**

06/19/2023 - 06/25/2023 [7 days]

<b>AD002 [ROESSLER, HAILEY]</b>					
Employee ID	AD002	DEPT(G2)	AD	Pay Policy	500
Pay Type	3	Last Name	ROESSLER	First Name	HAILEY

Time Card						
Date	Paycode	IN	OUT	Daily Total	Reg Hrs	OT Hrs
06/19/2023 Mon	501 [TRW]	07:47AM	11:45AM		4.000000	
	501 [TRW]	12:41PM	04:30PM	7.75	3.750000	
06/20/2023 Tue	501 [TRW]	08:09AM	12:00PM		3.750000	
	501 [TRW]	12:42PM	04:28PM	7.50	3.750000	
06/21/2023 Wed	501 [TRW]	08:09AM	11:46AM		3.500000	
	501 [TRW]	12:38PM	04:40PM	7.50	4.000000	
06/22/2023 Thu	501 [TRW]	08:00AM*	12:00PM*		4.000000	
	501 [TRW]	12:40PM*	04:23PM*	7.75	3.750000	
06/23/2023 Fri	501 [TRW]	08:01AM	11:56AM	4.00	4.000000	

Summary - AD002 [ROESSLER, HAILEY]									
Paycode	N/A	Reg Hrs	OT1 - OT-2	Total Hrs	Accrual				
					Prior Bal	Adjust	Used	Earned	Available
2 [VACA]									75.25
3 [SICK]									4.00
6 [FH]									8.00
7 [BREV]									
501 [TRW]	1[UNUSED]	34.50		34.50					
<b>TOTALS</b>		<b>34.50</b>		<b>34.50</b>					<b>87.25</b>

Water Admin = 5 Gen Admin = 29.5

I CERTIFY THE ABOVE INFORMATION TO BE CORRECT

X   
 Employee Signature

X \_\_\_\_\_  
 Supervisor Signature

Gen Corresp. /Phone/Email; HR/Timesheets; Insurance Claims/Work comp Claim; JRB Minutes; LEA Grant Reporting; Land Record Search/History; Eye on Water Mailing; Info/Grant Press Releases; Gen AP/AR/Deposits/Invoices; Meter/ Register /Transmitter Scheduling; ~~Di~~ Portable Unit Sale; Assessor Correspondence; Market Drive Updates

**Employee Timecard - Hourly Distribution Report**

Report Date: 06/19/2023

06/12/2023 - 06/18/2023 [7 days]

Report Time: 7:57:20 AM

<b>AD003 [JOHNSON, MAGGIE]</b>					
Employee ID	AD003	DEPT(G2)	DC	Pay Policy	550
Pay Type	3	Last Name	JOHNSON	First Name	MAGGIE

Time Card						
Date	Paycode	IN	OUT	Daily Total	Reg Hrs	OT Hrs
06/12/2023 Mon	511 [CW]	07:59AM	02:02PM	6.00	6.0000000	
06/13/2023 Tue	511 [CW]	08:01AM	03:01PM	7.00	7.0000000	
06/14/2023 Wed	511 [CW]	07:57AM	02:29PM	6.50	6.5000000	
06/15/2023 Thu	511 [CW]	07:56AM	03:00PM	7.00	7.0000000	
06/16/2023 Fri	511 [CW]	07:58AM	12:00PM	4.00	4.0000000	

Summary - AD003 [JOHNSON, MAGGIE]									
Paycode	N/A	Reg Hrs	OT1 - OT-2	Total Hrs	Accrual				
					Prior Bal	Adjust	Used	Earned	Available
2 [VACA]									54.50
3 [SICK]									72.75
6 [FH]									8.00
511 [CW]	1[UNUSED]	30.50		30.50					
<b>TOTALS</b>		<b>30.50</b>		<b>30.50</b>					<b>135.25</b>

Water = 3 Sewer = 3 Dep Clerk = 24.5

I CERTIFY THE ABOVE INFORMATION TO BE CORRECT

x   
Employee Signature

x   
Supervisor Signature

General: Utility payments, library/open gym communications, dog license, burn permits, community center rentals

Manday: 4th of July

Tuesday: 4th of July, Prep for Duke Otherwise's performance, Pickleball, account move in/latt

Wednesday: Library programming, 4th of July

Thursday: Account move in/latt, joint review board meeting, 4th of July

Friday: 4th of July, name talent communications

**Employee Timecard - Hourly Distribution Report**

06/19/2023 - 06/25/2023 [7 days]

<b>AD003 [JOHNSON, MAGGIE]</b>					
Employee ID	AD003	DEPT(G2)	DC	Pay Policy	550
Pay Type	3	Last Name	JOHNSON	First Name	MAGGIE

Time Card						
Date	Paycode	IN	OUT	Daily Total	Reg Hrs	OT Hrs
06/19/2023 Mon	511 [CW]	08:02AM	03:31PM	7.50	7.5000000	
06/20/2023 Tue	511 [CW]	07:57AM	03:01PM	7.00	7.0000000	
06/21/2023 Wed	511 [CW]	07:59AM	10:45AM		2.7500000	
	511 [CW]	11:33AM	02:31PM	5.75	3.0000000	
06/22/2023 Thu	511 [CW]	07:58AM	03:00PM*	7.00	7.0000000	
06/23/2023 Fri	511 [CW]	07:58AM	11:59AM	4.00	4.0000000	

Summary - AD003 [JOHNSON, MAGGIE]									
Paycode	N/A	Reg Hrs	OT1 - OT-2	Total Hrs	Accrual				
					Prior Bal	Adjust	Used	Earned	Available
2 [VACA]									54.50
3 [SICK]									72.75
6 [FH]									8.00
511 [CW]	1[UNUSED]	31.25		31.25					
<b>TOTALS</b>		<b>31.25</b>		<b>31.25</b>					<b>135.25</b>

Water Admin = 3 Sewer Admin = 3 Clerk = 25.25

I CERTIFY THE ABOVE INFORMATION TO BE CORRECT

x   
 Employee Signature

x   
 Supervisor Signature

General : Utility payments, library/open gym communications, dog license, community center rentals  
 Monday : Summer camp prep, 4th of July, dog license policy, John Mcsnemy Sign  
 Tuesday : 4th of July, ghost run, park & rec. agenda, library programming  
 Wednesday : 4th of July  
 Thursday : Summer camp prep, utilities late fees, updated the trimble  
 Friday : Processed 10 day disconnects, cleaned multi-purpose room, posted park & rec. agenda

Employee Timecard - Hourly Distribution Report

Report Date: 06/19/2023

06/12/2023 - 06/18/2023 [7 days]

Report Time: 8:25:19 AM

<b>PW003 [JOHNSON, HARRY]</b>			
Employee ID	PW003	DEPT(G2)	FM
Pay Type	1	Last Name	JOHNSON
		Pay Policy	401
		First Name	HARRY

Time Card						
Date	Paycode	IN	OUT	Daily Total	Reg Hrs	OT Hrs
06/12/2023 Mon	401 [STW]	08:15AM	12:30PM	4.25	4.2500000	
06/13/2023 Tue	401 [STW]	08:19AM	11:47AM	3.50	3.5000000	
06/15/2023 Thu	101 [PAW]	08:21AM	01:12PM	5.00	5.0000000	
06/16/2023 Fri	101 [PAW]	08:18AM	03:00PM*	6.75	6.7500000	

Summary - PW003 [JOHNSON, HARRY]									
Paycode	N/A	Reg Hrs	OT1 - OT-2	Total Hrs	Accrual				
					Prior Bal	Adjust	Used	Earned	Available
101 [PAW]	1[UNUSED]	11.75		11.75					
401 [STW]	1[UNUSED]	7.75		7.75					
<b>TOTALS</b>		<b>19.50</b>		<b>19.50</b>					

Fac Maint= 3.5 Parks= 11.75 streets= 4.25

I CERTIFY THE ABOVE INFORMATION TO BE CORRECT

x *Harry Johnson*  
Employee Signature

x *Henry*  
Supervisor Signature

Mon 6/12 Emptyed garbage at RCC, sprayed Home talent infield for weeds, replaced light bulbs in storage room, cleaned shop & sweep floor  
 Tues 6/13 Cleaned storage room, got multi purpose room ready, moped stairs buy Marshalls office  
 Wed 6/15 Rugged + Mowed Home talent field, helped spread Mulch in play ground  
 Thurs  
 Fri 6/16 Rugged small ball field, helped spread Mulch in play ground, helped clear drain for concession stand

Employee Timecard - Hourly Distribution Report

Report Date: 06/26/2023

06/19/2023 - 06/25/2023 [7 days]

Report Time: 8:13:55 AM

<b>PW003 [JOHNSON, HARRY]</b>					
Employee ID	PW003	DEPT(G2)	FM	Pay Policy	401
Pay Type	1	Last Name	JOHNSON	First Name	HARRY

Time Card						
Date	Paycode	IN	OUT	Daily Total	Reg Hrs	OT Hrs
06/19/2023 Mon	611 [FMW]	08:19AM	12:31PM	4.25	4.2500000	
06/20/2023 Tue	101 [PAW]	08:17AM	12:27PM	4.25	4.2500000	
06/21/2023 Wed	401 [STW]	08:11AM	12:11PM	4.00	4.0000000	
06/23/2023 Fri	101 [PAW]	08:13AM	12:06PM	3.75	3.7500000	

Summary - PW003 [JOHNSON, HARRY]									
Paycode	N/A	Reg Hrs	OT1 - OT-2	Total Hrs	Accrual				
					Prior Bal	Adjust	Used	Earned	Available
101 [PAW]	1[UNUSED]	8.00		8.00					
401 [STW]	1[UNUSED]	4.00		4.00					
611 [FMW]	1[UNUSED]	4.25		4.25					
<b>TOTALS</b>		<b>16.25</b>		<b>16.25</b>					

Fac Maint = 4.25 Parks = 8 Streets = 4

I CERTIFY THE ABOVE INFORMATION TO BE CORRECT

X Harry Johnson  
Employee Signature

X Hay Rossler  
Supervisor Signature

Mon 6/19 cleaned mens bathrooms, swept gym floor  
 mowed both ball fields

Tue 6/20 put up signs for July 2, spread more mulch at  
 play ground, pushed back lawn file, washed skid steer &  
 mower

Wed 6/21 watered & mowed Home Talent field

Fri 6/23 pulled weeds by Transformer, sprayed weeds on  
 side walk & small ball field teachers, weed eaten

### Employee Timecard - Hourly Distribution Report

Item 6.

Report Date: 06/19/2023

06/12/2023 - 06/18/2023 [7 days]

Report Time: 7:57:20 AM

<b>PW005 [PETERSON, DALE]</b>					
<b>Employee ID</b>	PW005	<b>DEPT(G2)</b>	PW	<b>Pay Policy</b>	300
<b>Pay Type</b>	3	<b>Last Name</b>	PETERSON	<b>First Name</b>	DALE

Time Card						
Date	Paycode	IN	OUT	Daily Total	Reg Hrs	OT Hrs
06/12/2023 Mon	601 [WAW]	07:00AM	12:11PM		5.2500000	
	301 [SEW]	12:43PM	03:28PM	8.00	2.7500000	
06/13/2023 Tue	301 [SEW]	06:54AM	12:00PM		5.0000000	
	301 [SEW]	12:29PM	03:30PM		3.0000000	
	301 [SEW]	07:01PM	09:34PM	10.50	2.5000000	
06/14/2023 Wed	603 [WAS]				2.0000000	
	303 [SES]			4.00	2.0000000	
06/15/2023 Thu	301 [SEW]	06:57AM	12:08PM	5.25	5.2500000	
06/16/2023 Fri	301 [SEW]	06:56AM	03:02PM	8.00	8.0000000	
06/17/2023 Sat	301 [SEW]	08:22AM	10:22AM*	2.00	2.0000000	
06/18/2023 Sun	601 [WAW]	08:00AM*	10:00AM*	2.00	2.0000000	

Summary - PW005 [PETERSON, DALE]									
Paycode	N/A	Reg Hrs	OT1 - OT-2	Total Hrs	Accrual				
					Prior Bal	Adjust	Used	Earned	Available
2 [VACA]									76.00
3 [SICK]					4.00		4.00		
6 [FH]									8.00
301 [SEW]	1[UNUSED]	28.50		28.50					
303 [SES]	1[UNUSED]	2.00		2.00					
601 [WAW]	1[UNUSED]	7.25		7.25					
603 [WAS]	1[UNUSED]	2.00		2.00					
<b>TOTALS</b>		<b>39.75</b>		<b>39.75</b>	<b>4.00</b>		<b>4.00</b>		<b>84.00</b>

I CERTIFY THE ABOVE INFORMATION TO BE CORRECT

X   
Employee Signature

X \_\_\_\_\_  
Supervisor Signature

Dale Peterson Weekly Work Log 6-12-2023Monday 6-12-2023:

Daily Labs at WWTP 2 Hours

Installed new meter at Well 2, 3 Hours, Located and turned off curbbox at 306 Farwell 2 Hours, worked on creating sampler log for DNR compliance 1 Hour

Tuesday 6-13-2023:

Daily Labs at WWTP 2 Hours

Repaired one hose on the grapple for the skid steer, hoses were not made correctly and a second hose failed as well 2 Hours, Cleaned up the street shop 2 Hours, creating documents requested by the DNR during the compliance inspection and ordering supplies as well 2 Hours.

Board Meeting 2.5 Hours

Wednesday 6-14 -2023:

Out sick 4 Hours

Thursday 6-15-2023:

Daily Labs at WWTP 2 Hours

Checked in with roofing company on progress and details on the gym roof 2 Hours, retrieved and troubleshot portable speed board 1 Hour.

Friday 6-16-2023:

Daily Labs at the WWTP 2 Hours

Installed memorial sign on the park shelter 1 Hour, Attempted cleaning of concession stand drain 5 Hours.

Saturday 6-17-2023:

Weekend Rounds 2 Hours

Sunday 6-18-2022:

Weekend Rounds 2 Hours

### Employee Timecard - Hourly Distribution Report

Item 6.

Report Date: 06/26/2023

06/19/2023 - 06/25/2023 [7 days]

Report Time: 8:13:55 AM

<b>PW005 [PETERSON, DALE]</b>					
Employee ID	PW005	DEPT(G2)	PW	Pay Policy	300
Pay Type	3	Last Name	PETERSON	First Name	DALE

Time Card						
Date	Paycode	IN	OUT	Daily Total	Reg Hrs	OT Hrs
06/19/2023 Mon	601 [WAW]	06:57AM	12:33PM	8.25	5.5000000	
	301 [SEW]	12:47PM	03:26PM			
06/20/2023 Tue	601 [WAW]	06:58AM	12:02PM	7.75	5.0000000	
	301 [SEW]	12:31PM	03:14PM			
06/21/2023 Wed	301 [SEW]	06:56AM	12:24PM	5.50	5.5000000	
06/22/2023 Thu	601 [WAW]	06:59AM	03:25PM	8.50	8.5000000	
06/23/2023 Fri	301 [SEW]	06:29AM	02:10PM	7.75	7.7500000	

Summary - PW005 [PETERSON, DALE]									
Paycode	N/A	Reg Hrs	OT1 - OT-2	Total Hrs	Accrual				
					Prior Bal	Adjust	Used	Earned	Available
2 [VACA]									76.00
3 [SICK]									
6 [FH]									8.00
301 [SEW]	1[UNUSED]	18.75		18.75					
601 [WAW]	1[UNUSED]	19.00		19.00					
<b>TOTALS</b>		<b>37.75</b>		<b>37.75</b>					<b>84.00</b>

I CERTIFY THE ABOVE INFORMATION TO BE CORRECT

X  \_\_\_\_\_  
Employee Signature

X \_\_\_\_\_  
Supervisor Signature

Dale Peterson Weekly Work Log 6-19-2023Monday 6-19-2023:

Daily Labs at WWTP 2 Hours

Continued attempts to clear clog on drain line at concession stand, determined that the lateral is broken as we had a lot of mud back flowing from the drain, reached out for costs to repair 5 Hours, Cleaned skimmers and clarifiers 1 Hour

Tuesday 6-20-2023:

Daily Labs at WWTP 2 Hours

Continued drafting letter to DNR and related documents 5.5 Hours,

Wednesday 6-21 -2023:

Daily Labs at WWTP 2 Hours

Created Sampler logs and drafting compliance inspection response letter 3.5 Hours off afternoon for Dr. Appt.

Thursday 6-22-2023:

Daily Labs at WWTP 2 Hours

Continued work on compliance letter and related documentation 4 Hours, Inventoried water meters 1 Hour, Weed control at WWTP 1 Hour

Friday 6-23-2023:

Daily Labs at WWTP 2 Hours

Delivered 10 disconnect notices 1 Hour, met with Vierbicher Engineer interested in Village projects 1Hour, made a gravel berm at the end of Richard street manhole 2 Hours, cleaned skimmers and clarifiers 2 Hours

### Employee Timecard - Hourly Distribution Report

Report Date: 06/19/2023

06/12/2023 - 06/18/2023 [7 days]

Report Time: 7:57:20 AM

<b>SP003 [LOSBY, BRADEN]</b>					
Employee ID	SP003	DEPT(G2)	ST	Pay Policy	400
Pay Type	3	Last Name	LOSBY	First Name	BRADEN

**Time Card**

Date	Paycode	IN	OUT	Daily Total	Reg Hrs	OT Hrs
06/12/2023 Mon	401 [STW]	06:56AM	12:05PM		5.0000000	
	401 [STW]	12:38PM	03:36PM	7.75	2.7500000	
06/13/2023 Tue	401 [STW]	06:55AM	12:26PM		5.5000000	
	401 [STW]	12:54PM	03:30PM		2.5000000	
	401 [STW]	06:58PM	09:40PM	10.75	2.7500000	
06/14/2023 Wed	401 [STW]	06:56AM	12:11PM		5.2500000	
	401 [STW]	12:46PM	03:29PM	8.00	2.7500000	
06/15/2023 Thu	101 [PAW]	06:55AM	02:59PM	8.00	8.0000000	
06/16/2023 Fri	101 [PAW]	06:56AM	03:24PM	8.50	5.5000000	3.0000000

**Summary - SP003 [LOSBY, BRADEN]**

Paycode	N/A	Reg Hrs	OT1 - OT-2	Total Hrs	Accrual				
					Prior Bal	Adjust	Used	Earned	Available
2 [VACA]									34.50
3 [SICK]									16.00
6 [FH]									8.00
101 [PAW]	1[UNUSED]	13.50	3.00	16.50					
401 [STW]	1[UNUSED]	26.50		26.50					
<b>TOTALS</b>		<b>40.00</b>	<b>3.00</b>	<b>43.00</b>					<b>58.50</b>

I CERTIFY THE ABOVE INFORMATION TO BE CORRECT

X     *BL*      
Employee Signature

X     *Joe TP*      
Supervisor Signature

**Weekly Work Log June 12 – June 18 2023**      **Braden Losby****Monday June 12 2023:**

Daily rounds. – 2 hours

Replacing meter at well 2. – 3 hours

Working on finding curb box on farwell st. – 1 hour

Burning brush. – 2 hours

**Tuesday June 13 2023**

Daily rounds. – 2 hours

Cleaning out chicken pit. – 1 hour

Farm and fleet and Hennessey run. – 2 hours

Working on grapple. – 2 hours

Weed whacking. – 1 hour

**Wednesday June 14 2023:**

Daily rounds. – 2 hours

Replaced 2<sup>nd</sup> hose on grapple. – 1 hour

Fixed bookshelf at library. – 1 hour

Weed whacking at dog park. – 2 hours

Working on marshals speed box. – 1 hour

Weed pulling at park. – 1 hour

**Thursday June 15 2023:**

Daily rounds. – 2 hours

Looking over new gym roof. – 1 hour

Working on spreading out new park mulch. – 5 hours

**Friday June 16 2023:**

Daily rounds. – 2 hours

Finishing playground mulch. – 3 hours

Working on park bathrooms and attempting to unclog sewer letteral at concession stand. – 3 hours

**Saturday June 17 2023:**

Dale did weekend rounds.

**Sunday June 18 2023:**

Dale did weekend rounds

### Employee Timecard - Hourly Distribution Report

Item 6.

Report Date: 06/26/2023

06/19/2023 - 06/25/2023 [7 days]

Report Time: 8:13:55 AM

<b>SP003 [LOSBY, BRADEN]</b>			
Employee ID	SP003	DEPT(G2)	ST
Pay Type	3	Last Name	LOSBY
Pay Policy	400	First Name	BRADEN

Time Card						
Date	Paycode	IN	OUT	Daily Total	Reg Hrs	OT Hrs
06/19/2023 Mon	101 [PAW]	06:57AM	12:19PM		5.2500000	
	401 [STW]	12:48PM	03:34PM	8.00	2.7500000	
06/20/2023 Tue	401 [STW]	06:56AM	12:23PM		5.5000000	
	101 [PAW]	12:56PM	03:29PM	8.00	2.5000000	
06/21/2023 Wed	401 [STW]	06:56AM	12:10PM		5.2500000	
	401 [STW]	12:45PM	03:59PM	8.50	3.2500000	
06/22/2023 Thu	401 [STW]	06:55AM	11:54AM		5.0000000	
	401 [STW]	12:36PM	03:31PM	8.00	3.0000000	
06/23/2023 Fri	401 [STW]	06:55AM	02:22PM	7.25	7.2500000	
06/24/2023 Sat	301 [SEW]	09:46AM	11:46AM*	2.00	0.2500000	1.7500000
06/25/2023 Sun	601 [WAW]	10:14AM	12:14PM*	2.00		2.0000000

Summary - SP003 [LOSBY, BRADEN]									
Paycode	N/A	Reg Hrs	OT1 - OT-2	Total Hrs	Accrual				
					Prior Bal	Adjust	Used	Earned	Available
2 [VACA]									34.50
3 [SICK]									16.00
6 [FH]									8.00
101 [PAW]	1[UNUSED]	7.75		7.75					
301 [SEW]	1[UNUSED]	0.25	1.75	2.00					
401 [STW]	1[UNUSED]	32.00		32.00					
601 [WAW]	1[UNUSED]		2.00	2.00					
<b>TOTALS</b>		<b>40.00</b>	<b>3.75</b>	<b>43.75</b>					<b>58.50</b>

I CERTIFY THE ABOVE INFORMATION TO BE CORRECT

X BL  
Employee Signature

X [Signature]  
Supervisor Signature

**Weekly Work Log June 19 – June 25 2023**      **Braden Losby****Monday June 19 2023:**

Daily rounds. – 2 hours

Working on concession stand lateral. – 2 hours

Hardware store run. – 1 hour

Watering trees. – 2 hours

Meter register replacement at park. – 1 hour

**Tuesday June 20 2023**

Daily rounds. – 2 hours

Worked on playground mulch under zip line. – 1 hour

Cold patching pot holes. – 4 hours

Setting up cdl class. – 1 hour

**Wednesday June 21 2023:**

Daily rounds. – 2 hours

Street sweeping. – 2.5 hours

Harbor freight run for new water transfer pump. – 1.5 hours

Setting up new pump and watering trees. – 2 hours

**Thursday June 22 2023:**

Daily rounds. – 2 hours

Changing garbage. – 2 hours

Working on street sweeper. – 1 hour

Street sweeping. – 3 hours

**Friday June 23 2023:**

Daily rounds. – 2 hours

Meter reads. – 2 hours

Looking at ball field lighting. – 1 hour

Burning up manhole off Richards st. – 2 hours

**Saturday June 24 2023:**

Weekend rounds. – 2 hours

**Sunday June 25 2023:**

Weekend rounds. – 2 hours

7/07/2023 10:37 AM

Statement of Revenues & Expenditures - Detail

Page: 1  
ACCT

Dated From: 1/01/2023  
Thru: 7/07/2023

Fund: 100 - GENERAL FUND

Unposted Included

Account Number		2022 Total	2023 Total
100-00-41110-000-000	REAL ESTATE TAXES		565,428.85
100-00-41111-000-000	PERS PROP TAXES		
100-00-41120-000-000	TAX INCREMENTS (TID)		
100-00-41200-000-000	LOTTERY CREDIT		
100-00-41310-000-000	PROP TAX EQUIVALENT - WATER		
<b>TAXES</b>			565,428.85
100-00-42000-000-000	SPECIAL ASSESSMENTS		16.00
<b>SPECIAL ASSESSMENTS</b>			16.00
100-00-43410-000-000	STATE SHARED REVENUES		
100-00-43420-000-000	STATE FIRE INSURANCE DUES		
100-00-43430-000-000	STATE AIDS-EXEMPT COMPUTER		
100-00-43510-000-000	PERS PROPERTY TAX AID	1,309.04	1,309.04
100-00-43521-000-000	LAW ENFORCEMENT IMPROVEMENT		
100-00-43522-000-000	STATE AID-POLICE GRANT		
100-00-43531-000-000	STATE HIGHWAY AIDS	38,243.82	43,980.42
100-00-43545-000-000	STATE AID-RECYCLING GRANT	2,636.05	3,133.25
100-00-43550-000-000	STATE AID-CDBG GRANT		
100-00-43620-000-000	STATE- DNR PMT IN LIEU OF TAX	67.62	67.62
100-00-43690-000-000	STATE-OTHER STATE PAYMENTS		13,623.45
<b>INTERGOVERNMENTAL REVENUES</b>		42,256.53	62,113.78
100-00-44100-000-000	BUS & OCCUPATIONAL LICENSE	2,508.33	2,400.00
100-00-44200-000-000	DOG LICENSES	1,424.00	1,402.00
100-00-44300-000-000	BUILDING PERMITS	3,350.36	1,814.40
100-00-44400-000-000	CHICKEN LICENSE	10.00	10.00
100-00-44500-000-000	BURN PERMIT	130.00	165.00
100-00-44600-000-000	PLANNING AND ZONING	879.55	
100-00-44700-000-000	TRANSIENT MERCHANT		
100-00-44900-000-000	ENVIRONMENTAL IMPACT FEES		
<b>LICENSES AND PERMITS</b>		8,302.24	5,791.40
100-00-45101-000-000	MUNICIPAL CITATIONS	842.79	634.67
100-00-45102-000-000	PARKING AND OTHER FINES	60.00	75.00
100-00-45103-000-000	STARK CO COLLECTIONS		
100-00-45104-000-000	POLICE GRANT PROCEEDS		289.72
100-00-45223-000-000	EASEMENT SETTLEMENT		
<b>FINES, FORFEITS AND PENALTIES</b>		902.79	999.39

7/07/2023 10:37 AM

Statement of Revenues & Expenditures - Detail

Page: 2  
ACCT

Dated From: 1/01/2023  
Thru: 7/07/2023

Fund: 100 - GENERAL FUND

Unposted Included

Account Number		2022 Total	2023 Total
100-00-46100-000-000	GENERAL GOV'T FEES	150.00	135.00
100-00-46420-000-000	SANITATION INCOME (GARBAGE)	14,154.28	14,972.47
100-00-46430-000-000	SANITATION INCOME (RECYCLING)	9,061.20	9,627.17
100-00-46435-000-000	CLEAN UP DAY RECYCLING FEES	468.00	828.00
<b>PUBLIC CHARGES FOR SERVICES</b>		<b>23,833.48</b>	<b>25,562.64</b>
100-00-47100-000-000	TIF ADMINISTRATION		
100-00-47323-000-000	RFD PENSION REIMB.	9,882.69	9,903.30
<b>INTERGOV'T. CHARGES FOR SERV.</b>		<b>9,882.69</b>	<b>9,903.30</b>
100-00-48110-000-000	INTEREST INCOME	2,069.27	24,156.28
100-00-48111-000-000	INTEREST ON ADVANCES		
100-00-48120-000-000	LATE FEES-GARBAGE		
100-00-48130-000-000	INTEREST ON SPECIAL ASSESS		
100-00-48140-000-000	ANNUAL IMPACT FEE		12,037.73
100-00-48200-000-000	PARK RENTAL INCOME	345.00	150.00
100-00-48309-000-000	SALE OF FIXED ASSETS	19,104.00	
100-00-48440-000-000	INSURANCE PROCEEDS		
100-00-48500-000-100	FIREWORKS DONATIONS	399.20	
100-00-48500-000-201	LAW ENFORCEMENT DONATIONS	500.00	1,641.10
100-00-48900-000-000	OTHER MISC REVENUES	146,534.61	349.37
100-00-48900-000-100	HOLIDAY HELPERS	236.00	
100-00-48900-000-400	CONCESSION STAND SALES	22,081.98	
<b>MISCELLANEOUS REVENUES</b>		<b>191,270.06</b>	<b>38,334.48</b>
100-00-49100-000-000	LOAN PROCEEDS	3,370.00	
100-00-49200-000-000	TRANSFERS FROM OTHER FUNDS		
100-00-49300-000-000	FUND BALANCE APPLIED		
<b>FARM MARKET GRANT PROCEEDS</b>		<b>3,370.00</b>	
<b>Total Revenues</b>		<b>279,817.79</b>	<b>708,149.84</b>

7/07/2023 10:37 AM

Statement of Revenues & Expenditures - Detail

Page: 3  
ACCT

Fund: 100 - GENERAL FUND

Dated From: 1/01/2023  
Thru: 7/07/2023

Unposted Included

Account Number		2022 Total	2023 Total
100-00-51100-110-000	BOARD WAGES		419.19
100-00-51100-120-000	BOARD PAYROLL TAXES		
100-00-51100-130-000	BOARD MEMBERSHIP DUES	421.78	
100-00-51100-140-000	BOARD TRAVEL/MILEAGE/TRAINING		
100-00-51100-150-000	BOARD MISC EXPENSES	11,316.26	739.00
100-00-51111-000-000	COVID		
100-00-51300-000-000	LEGAL EXPENSE	75.18	1,270.00
100-00-51400-100-000	BUILDING INSPECTOR	4,305.56	5,574.80
100-00-51400-110-000	BUILDING INSP PAYROLL TAXES	329.38	423.40
100-00-51410-110-000	MISC CLERICAL WAGES		
100-00-51410-120-000	MISC CLERICAL PAYROLL TAXES		
100-00-51420-110-000	CLERK WAGES	24,843.69	27,388.01
100-00-51420-120-000	CLERK PAYROLL TAXES	1,758.18	1,980.58
100-00-51420-125-000	CLERK EMPLOYEE BENEFITS	6,359.61	6,624.43
100-00-51420-310-000	CLERK OFFICE SUPPLIES	863.75	1,618.12
100-00-51420-315-000	CLERK EQUIPMENT LEASE/PURCHASE	269.37	379.97
100-00-51420-316-000	CLERK INFORMATION TECHNOLOGY	5,250.00	4,555.55
100-00-51420-320-000	CLERK MEMBERSHIP DUES	65.00	85.00
100-00-51420-325-000	CLERK TELEPHONE	913.48	1,191.97
100-00-51420-326-000	CLERK UTILITIES	942.90	
100-00-51420-330-000	CLERK TRAINING	549.00	255.00
100-00-51420-350-000	CLERK TRAVEL/MILEAGE	92.02	196.50
100-00-51420-370-000	ELECTION NOTICES		
100-00-51420-371-000	ELECTION WAGES	581.00	1,113.46
100-00-51420-372-000	ELECTION SUPPLIES	405.64	373.65
100-00-51420-375-000	ELECTION EQUIPMENT		1,048.65
100-00-51420-380-000	CLERK MISCELLANEOUS		
100-00-51421-110-000	DEPUTY CLERK - WAGES	13,287.66	14,185.13
100-00-51421-120-000	DEPUTY CLERK MED/SS	957.96	1,033.03
100-00-51421-125-000	DEPUTY CLERK BENEFITS	2,687.41	2,547.41
100-00-51430-000-000	LICENSING EXPENSE		
100-00-51440-110-000	ELECTION CLERK - WAGES	222.00	
100-00-51440-120-000	ELECTION CLERK MED/SS	16.03	
100-00-51440-125-000	ELECTION CLERK BENEFITS	43.94	
100-00-51500-200-000	AUDIT/ACCOUNTING EXPENSE	7,958.33	5,327.50
100-00-51500-210-000	ASSESSMENT OF PROPERTY	2,380.61	2,541.21
100-00-51500-220-000	BANK & PAYROLL PROCESSING FEES	180.00	210.00
100-00-51500-240-000	SOFTWARE SUBSCRIPTIONS & FEES	1,588.22	1,549.25
100-00-51500-275-000	WORKER'S COMP INSURANCE		1,669.77
100-00-51540-000-000	VILLAGE INSURANCE	464.00	
100-00-51600-000-000	GENERAL BUILDINGS AND PLANT		
100-00-51600-100-000	VILLAGE HALL UTILITIES	229.96	1,482.14
100-00-51931-000-000	LAW ENFORCEMENT INSURANCE		

7/07/2023 10:37 AM

Statement of Revenues & Expenditures - Detail

Page: 4  
ACCT

Dated From: 1/01/2023  
Thru: 7/07/2023

Fund: 100 - GENERAL FUND

Unposted Included

Account Number		2022 Total	2023 Total
100-00-51938-000-000	GENERAL GOV'T INSURANCE	1,537.33	7,347.12
100-00-51980-000-000	OTHER GENERAL GOV'T	10,796.10	128.00
100-00-51980-760-000	FACILITIES UTILIITIES	10,463.46	13,699.22
100-00-51980-761-000	FACILITIES IMPROVEMENTS	3,752.91	6.82
100-00-51980-762-000	FACILITIES MAINTENANCE	433.75	857.66
100-00-51980-763-000	FACILITIES MATERIALS	1,310.33	1,275.32
100-00-51990-390-000	CONTINGENCY		
<b>GENERAL GOVERNMENT</b>		<b>117,651.80</b>	<b>109,096.86</b>
100-00-52100-110-000	POLICE - WAGES	27,245.69	31,418.13
100-00-52100-120-000	POLICE - PAYROLL TAXES	1,971.01	2,366.87
100-00-52100-125-000	POLICE - EMPLOYEE BENEFITS	5,170.32	6,521.46
100-00-52100-310-000	POLICE - OFFICE SUPPLIES	248.03	484.25
100-00-52100-315-000	POLICE - MISC SUPPLIES	271.06	17.37
100-00-52100-321-000	POLICE - EQUIPMENT LEASE		
100-00-52100-325-000	POLICE - TELEPHONE	559.75	527.02
100-00-52100-330-000	POLICE - TRAINING/EDUCATION	1,696.85	927.50
100-00-52100-335-000	POLICE - TRAVEL/MILEAGE	157.95	366.00
100-00-52100-400-000	POLICE - VEHICLE EXPENSE	97.48	183.95
100-00-52100-410-000	POLICE - FUEL	1,255.84	1,901.49
100-00-52100-420-000	POLICE - CRIMINAL HISTORY		
100-00-52100-430-000	POLICE - EQUIPMENT PURCHASED	478.57	831.02
100-00-52100-431-000	POLICE - UNIFORMS	924.99	352.55
100-00-52100-432-000	POLICE - AMMUNITION	667.34	254.87
100-00-52100-440-000	POLICE - LEGAL & COLLECTIONS	165.00	40.50
100-00-52100-450-000	POLICE - COMPUTER/SOFTWARE	2,845.84	2,992.08
100-00-52100-760-000	POLICE - UTILITIES	1,288.90	1,695.80
100-00-52200-245-000	FIRE DEPT OPERATIONS	47,500.00	48,250.00
100-00-52200-245-001	FIRE DUES 2%		
100-00-52200-260-000	FIRE DEPT PENSION EXPENSE	9,882.69	9,903.30
100-00-52200-265-000	HYDRANT RENTAL		41,394.00
100-00-52300-245-000	AMBULANCE ANNUAL CONTRACT		
<b>PUBLIC SAFETY</b>		<b>102,427.31</b>	<b>150,428.16</b>
100-00-53311-110-000	STREETS - WAGES	28,329.76	28,774.67
100-00-53311-120-000	STREETS - PAYROLL TAXES	2,167.28	2,184.13
100-00-53311-125-000	STREETS - EMPLOYEE BENEFITS	788.67	1,450.78
100-00-53311-330-000	STREETS - TRAINING & EDUCATION		800.00
100-00-53311-710-000	STREETS - GARAGE MAINTENANCE	64.00	
100-00-53311-715-000	STREETS MAINTENANCE	3,080.01	8,645.77
100-00-53311-720-000	STREETS - EQUIPMENT - NEW		320.32
100-00-53311-721-000	STREETS - EQUIPMENT RENTAL	3,800.00	

7/07/2023 10:37 AM

Statement of Revenues & Expenditures - Detail

Page: 5

ACCT

Fund: 100 - GENERAL FUND

Dated From: 1/01/2023

Unposted Included

Thru: 7/07/2023

Account Number		2022 Total	2023 Total
100-00-53311-722-000	STREETS - EQUIP REPAIR/MAINT	724.87	2,922.83
100-00-53311-730-000	STREETS - FUEL	2,054.77	3,672.38
100-00-53311-735-000	STREETS - MATERIALS		855.04
100-00-53311-736-000	STREETS - GARDEN CLUB	1,500.00	1,000.00
100-00-53311-740-000	STREETS - SALT		
100-00-53311-745-000	STREETS - SUPPLIES. OFC & GEN	313.08	203.50
100-00-53311-750-000	STREETS - TELEPHONE/CELL	19.19	13.00
100-00-53311-755-000	STREETS - UNIFORMS	253.37	338.05
100-00-53311-760-000	STREETS - UTILITIES	1,918.60	1,962.58
100-00-53311-770-000	STREETS - SNOW REMOVAL		
100-00-53420-000-000	STREET (HWY) LIGHTING	5,113.03	5,138.79
100-00-53432-000-000	SIDEWALK MAINTENANCE		
100-00-53620-000-000	GARBAGE COLLECTION	11,729.61	14,462.73
100-00-53635-000-000	RECYCLING COLLECTION	7,998.64	10,502.98
<b>PUBLIC WORKS</b>		<b>69,854.88</b>	<b>83,247.55</b>
100-00-54100-000-000	ANIMAL CONTROL	500.00	500.00
100-00-54910-000-000	CEMETERY EXPENSES		
<b>HEALTH AND HUMAN SERVICES</b>		<b>500.00</b>	<b>500.00</b>
100-00-55140-110-000	FACILITIES PERSONEL - WAGES	2,696.55	3,500.50
100-00-55140-120-000	FACILITIES - PAYROLL TAXES	165.59	267.81
100-00-55140-125-000	FACILITIES - EMPLOYEE BENEFITS	125.74	
100-00-55200-110-000	PARK - WAGES	2,374.44	2,828.94
100-00-55200-120-000	PARK - PAYROLL TAXES	144.51	174.73
100-00-55200-125-000	PARK - EMPLOYEE BENEFITS	213.77	83.37
100-00-55200-210-000	PARK - OUTSIDE SERVICE		720.00
100-00-55200-730-000	PARK - FUEL	229.30	420.16
100-00-55200-744-000	PARK - MATERIALS	3,471.09	671.27
100-00-55200-745-000	PARK - SUPPLIES	-1,731.95	971.47
100-00-55200-760-000	PARK - UTILITIES	204.89	597.36
100-00-55200-765-000	PARK - LIGHTS	266.08	258.06
<b>CULTURE, RECREATION AND EDU.</b>		<b>8,160.01</b>	<b>10,493.67</b>
100-00-58100-000-000	PRINCIPAL ON LT DEBT	13,274.69	
100-00-58290-000-000	INTEREST & FISCAL CHARGES	2,273.67	
<b>DEBT SERVICE</b>		<b>15,548.36</b>	
100-00-59200-000-000	TRANSFERS TO OTHER FUNDS-GENER		

Dated From: 1/01/2023 Fund: 100 - GENERAL FUND Unposted Included  
Thru: 7/07/2023

Account Number	2022 Total	2023 Total
<b>OTHER FINANCING USES</b>		
<b>Total Expenses</b>	<b>314,142.36</b>	<b>353,766.24</b>
<b>Excess of Revenues Over (Under) Expenditures</b>	<b>(34,324.57)</b>	<b>354,383.60</b>

7/07/2023 10:31 AM

Balance Sheet Detail Report

Page: 1  
ACCT

Dated From: 1/01/2023  
Thru: 7/07/2023

Fund: 100 - GENERAL FUND

Account Number		Debit	Credit
100-00-11100-000-000	POOLED GENERAL FUND	647,037.91	
100-00-11101-000-000	MONEY MARKET - GENERAL FUND	710,742.26	
100-00-11102-000-000	PETTY CASH	61.60	
100-00-11105-000-000	SDWL DEBT SERVICE	140.66	
100-00-11110-000-001	FIRE DEPT INVESTMENT FUND		
<b>CASH AND MARKETABLE SECURITIES</b>		<b>1,357,982.43</b>	
100-00-12100-000-000	PROPERTY TAXES RECEIVABLE		18,735.18
100-00-12310-000-000	DEL PP TAXES RECEIVABLE	1,872.29	
<b>TAXES &amp; SPEC. ASSMT. RECV'BLE.</b>			<b>16,862.89</b>
100-00-13101-000-000	ACCOUNTS REC. - GARBAGE	4,111.82	
100-00-13200-000-000	SPEC ASSESS RECEIVABLE	5,438.40	
<b>ACCOUNTS RECEIVABLE</b>		<b>9,550.22</b>	
100-00-14201-000-000	GRANTS RECEIVABLE-POLICE		1,595.00
100-00-14300-000-000	DUE FROM COUNTY-DEL SPECIALS	401.81	
<b>DUE FROM OTHER GOVERNMENTS</b>			<b>1,193.19</b>
100-00-15200-000-000	DUE FROM OTHER FUNDS		
100-00-15210-000-000	DUE FROM TIF FUND		
100-00-15610-000-000	DUE FROM WATER		
100-00-15620-000-000	DUE FROM SEWER	60,877.50	
100-00-15700-000-000	ADVANCE TO SEWER UTILITY	80,681.68	
<b>DUE FROM OTHER FUNDS</b>		<b>141,559.18</b>	
100-00-16200-000-000	PREPAYMENTS		
<b>INVENTORIES AND PREPAYMENTS</b>			
100-00-17100-000-000	ADVANCE TO TIF	771,403.90	
100-00-17200-000-000	ADV TO TID 1 - INTEREST		
<b>LONG-TERM RECEIVABLES</b>		<b>771,403.90</b>	
100-00-19000-000-000	PREPAID EXPENSES		7,639.06
<b>DEBT RETIREMENT RESOURCES</b>			<b>7,639.06</b>

7/07/2023 10:31 AM

Balance Sheet Detail Report

Page: 2  
ACCT

Dated From: 1/01/2023  
Thru: 7/07/2023

Fund: 100 - GENERAL FUND

Account Number		Debit	Credit
<b>TOTAL ASSETS</b>		<b>2,254,800.59</b>	
100-00-21000-000-000	ACCOUNTS PAYABLE	1,247.79	
100-00-21110-000-001	FIRE DEPT INVESTMENT PAYABLE		
100-00-21511-000-000	941 TAXES PAYABLE		1,816.44
100-00-21513-000-000	STATE W/H TAXES PAYABLE		307.78
100-00-21520-000-000	RETIREMENT PAYABLE	388.65	
100-00-21530-000-000	HEALTH & DENTAL INS PAYABLE		5,882.82
100-00-21535-000-000	GARNISHMENT PAYABLE		119.25
100-00-21540-000-000	REAL ESTATE TAX REFUNDS	2,439.89	
100-00-21700-000-000	ACCRUED PAYROLL		12,183.49
100-00-21800-000-000	CREDIT CARD PAYABLE		1,848.85
<b>ACCOUNTS PAYABLE</b>			<b>18,082.30</b>
100-00-24310-000-000	TAXES DUE COUNTY / STATE	221,488.67	
100-00-24400-000-000	DUE TO PROPERTY OWNER REFUND		
100-00-24500-000-000	DUE TO SWTC	37,500.86	
100-00-24600-000-000	DUE TO DODGEVILLE SCHOOLS	295,829.17	
<b>DUE TO OTHER GOVERNMENTS</b>		<b>554,818.70</b>	
100-00-25200-000-000	ADVANCE FROM GENERAL (TIF)		
<b>DUE TO OTHER FUNDS</b>			
100-00-26100-000-000	DEFERRED REVENUE - TAX ROLL		
100-00-26200-000-000	DEFERRED SPECIAL ASSESSMENTS		5,438.40
100-00-26300-000-000	DEFERRED REV - PROP TAX EQUIV		114,077.00
100-00-26400-000-000	DEFERRED REVENUE - PILT		
100-00-26700-000-000	DEFERRED INTEREST REVENUE-TID1		
<b>DEFERRED REVENUES</b>			<b>119,515.40</b>
<b>TOTAL LIABILITY</b>		<b>417,221.00</b>	
100-00-33000-000-000	FUND BALANCE - UNRESTRICTED		2,317,653.99
<b>RETAINED EARNINGS</b>			<b>2,317,653.99</b>
100-00-35000-000-000	TIF BALANCE		
<b>TIF BALANCE</b>			

7/07/2023 10:31 AM

Balance Sheet Detail Report

Page: 3  
ACCT

Dated From: 1/01/2023  
Thru: 7/07/2023

Fund: 100 - GENERAL FUND

Account Number	Debit	Credit
=====		
TOTAL FUND EQUITY		2,317,653.99
=====		
2023 Revenues		708,133.84
2023 Expenditures	353,766.24	
=====		
GRAND TOTALS	3,025,787.83	3,025,787.83
=====		

Unposted Included

Fund: 100 - GENERAL FUND

	2023 July	2023 Actual 07/07/2023	2023 Budget	Budget Status	% of Budget
TAXES	0.00	565,428.85	316,732.00	248,696.85	178.52
SPECIAL ASSESSMENTS	0.00	16.00	820.00	-804.00	1.95
INTERGOVERNMENTAL REVENUES	14,660.14	62,113.78	205,916.00	-143,802.22	30.16
LICENSES AND PERMITS	416.00	5,791.40	7,550.00	-1,758.60	76.71
FINES, FORFEITS AND PENALTIES	0.00	709.67	1,050.00	-340.33	67.59
PUBLIC CHARGES FOR SERVICES	0.77	25,562.64	47,052.00	-21,489.36	54.33
INTERGOV'T. CHARGES FOR SERV.	0.00	9,903.30	12,000.00	-2,096.70	82.53
MISCELLANEOUS REVENUES	681.00	38,334.48	63,304.00	-24,969.52	60.56
FARM MARKET GRANT PROCEEDS	0.00	0.00	1,000.00	-1,000.00	0.00
=====					
Total Revenues	15,757.91	707,860.12	655,424.00	52,436.12	108.00
=====					

Unposted Included

Fund: 100 - GENERAL FUND

	2023 July	2023 Actual 07/07/2023	2023 Budget	Budget Status	% of Budget
GENERAL GOVERNMENT	4,014.66	109,096.86	192,404.00	83,307.14	56.70
PUBLIC SAFETY	3,531.80	150,428.16	270,426.00	119,997.84	55.63
PUBLIC WORKS	1,812.54	83,247.55	158,769.00	75,521.45	52.43
HEALTH AND HUMAN SERVICES	0.00	500.00	500.00	0.00	100.00
CULTURE, RECREATION AND EDU.	1,188.29	10,493.67	33,325.00	22,831.33	31.49
=====					
<b>Total Expenses</b>	<b>10,547.29</b>	<b>353,766.24</b>	<b>655,424.00</b>	<b>301,657.76</b>	<b>53.98</b>
=====					
<b>Net Totals</b>	<b>5,210.62</b>	<b>354,093.88</b>	<b>0.00</b>	<b>-354,093.88</b>	

7/07/2023 10:32 AM

Balance Sheet Detail Report

Page: 1  
ACCT

Dated From: 1/01/2023  
Thru: 7/07/2023

Fund: 140 - CAPITAL PROJECTS FUND

Account Number		Debit	Credit
140-00-11100-000-000	POOLED CAPITAL FUND		16,464.01
<b>CASH AND MARKETABLE SECURITIES</b>			16,464.01
140-00-12100-000-000	PROPERTY TAXES RECEIVABLE		
<b>TAXES &amp; SPEC. ASSMT. RECV'BLE.</b>			
140-00-13100-000-000	ACCOUNTS REC - CAPITAL PROJ	18,604.00	
<b>ACCOUNTS RECEIVABLE</b>			18,604.00
<b>TOTAL ASSETS</b>		2,139.99	
140-00-21000-000-000	ACCOUNTS PAYABLE		
140-00-21800-000-000	CREDIT CARD PAYABLE		
<b>ACCOUNTS PAYABLE</b>			
140-00-26100-000-000	DEFERRED REVENUE - TAX ROLL		
<b>DEFERRED REVENUES</b>			
<b>TOTAL LIABILITY</b>			
140-00-33000-000-000	FUND BALANCE		62,678.81
<b>RETAINED EARNINGS</b>			62,678.81
<b>TOTAL FUND EQUITY</b>			62,678.81
	2023 Revenues	40,976.56	
	2023 Expenditures	19,562.26	
<b>GRAND TOTALS</b>		62,678.81	62,678.81

Dated From: 1/01/2023 Fund: 150 - PUBLIC PROPERTY AND EVENTS Unposted Included  
Thru: 7/07/2023

Account Number		2022 Total	2023 Total
150-00-41110-000-000	COMMUNITY CENTER PROCEEDS	2,054.50	3,507.50
<b>TAXES</b>		<b>2,054.50</b>	<b>3,507.50</b>
150-00-43600-000-000	GRANT PROCEEDS-RCC		
<b>INTERGOVERNMENTAL REVENUES</b>			
150-00-44550-000-000	EVENT DONATION		
<b>LICENSES AND PERMITS</b>			
150-00-46430-000-000	CANS RECYCLING		1,560.10
<b>PUBLIC CHARGES FOR SERVICES</b>			<b>1,560.10</b>
150-00-48500-000-000	LAW ENFORCEMENT DONATIONS		
150-00-48500-000-001	COMMUNITY CENTER DONATIONS	120,831.11	50,142.75
150-00-48500-000-002	LIBRARY DONATIONS		
150-00-48500-000-100	FIREWORKS DONATIONS		1,146.49
150-00-48500-000-200	DOG PARK DONATIONS		272.60
150-00-48500-000-300	PARK & REC DONATIONS		203.00
150-00-48500-600-300	GHOST RUN ENTRY FEES		60.00
150-00-48900-000-100	HOLIDAY HELPERS DONATIONS		
150-00-48900-000-400	CONCESSION STAND PROCEEDS		26,760.00
<b>MISCELLANEOUS REVENUES</b>		<b>120,831.11</b>	<b>78,584.84</b>
150-00-49000-000-000	FARMER'S MARKET REVENUE		2,269.04
150-00-49000-000-436	FARM MARKET GRANT PROCEEDS		1,700.00
150-00-49200-000-000	TXFRS FROM OTHER FUNDS		
150-00-49300-000-000	FUND BALANCE APPLIED		
<b>FARM MARKET GRANT PROCEEDS</b>			<b>3,969.04</b>
<b>Total Revenues</b>		<b>122,885.61</b>	<b>87,621.48</b>

7/07/2023 10:37 AM

Statement of Revenues & Expenditures - Detail

Page: 2  
ACCT

Dated From: 1/01/2023  
Thru: 7/07/2023

Fund: 150 - PUBLIC PROPERTY AND EVENTS

Unposted Included

Account Number		2022 Total	2023 Total
150-00-55190-000-000	COMMUNITY CENTER OPERATIONS	45.00	45.61
150-00-55190-000-100	COMMUNITY CENTER OUTSIDE SVC		
150-00-55200-000-100	PARK - OUTSIDE SERVICE		3,900.00
150-00-55200-000-400	CONCESSION STAND INVENTORY EXP		5,373.53
150-00-55200-000-450	CONCESSION STAND EXPENSE - OTH		4,877.95
150-00-55200-000-500	HOME TALENT EXPENSE		100.50
150-00-55200-000-600	LITTLE LEAGUE EXPENSE		34.99
150-00-55500-000-000	EVENT EXPENSES		3,444.14
150-00-55500-000-100	FIREWORKS EXP		3,477.46
150-00-55500-100-000	EVENT MARKETING		175.00
<b>CULTURE, RECREATION AND EDU.</b>		<b>45.00</b>	<b>21,429.18</b>
150-00-57630-000-000	COMMUNITY CENTER OUTLAY	163,506.19	21,190.00
<b>CAPITAL OUTLAY</b>		<b>163,506.19</b>	<b>21,190.00</b>
150-00-58500-000-200	DOG PARK EXPENSE		760.23
150-00-58900-000-100	HOLIDAY HELPER EXPENSE		
<b>DEBT SERVICE</b>			<b>760.23</b>
150-00-59000-000-000	FARMER'S MARKET EXPENSE		1,350.00
150-00-59200-000-000	TRANSFERS FROM OTHER FUNDS		
<b>OTHER FINANCING USES</b>			<b>1,350.00</b>
<b>Total Expenses</b>		<b>163,551.19</b>	<b>44,729.41</b>
<b>Excess of Revenues Over (Under) Expenditures</b>		<b>(40,665.58)</b>	<b>42,892.07</b>

7/07/2023 10:33 AM

Balance Sheet Detail Report

Page: 1  
ACCT

Dated From: 1/01/2023  
Thru: 7/07/2023

Fund: 150 - PUBLIC PROPERTY AND EVENTS

Account Number		Debit	Credit
150-00-11100-000-000	POOLED CAPITAL FUND		140,901.36
150-00-11104-000-000	HOLIDAY HELPER CASH	13,106.51	
<b>CASH AND MARKETABLE SECURITIES</b>			127,794.85
<b>TOTAL ASSETS</b>			127,794.85
150-00-21100-000-000	ACCOUNTS PAYABLE		466.72
150-00-21800-000-000	CREDIT CARD PAYABLE		466.72
<b>ACCOUNTS PAYABLE</b>			466.72
150-00-25100-000-000	DUE TO OTHER FUNDS		
<b>DUE TO OTHER FUNDS</b>			
<b>TOTAL LIABILITY</b>			466.72
150-00-33000-000-000	FUND BALANCE	171,153.64	
<b>RETAINED EARNINGS</b>			171,153.64
<b>TOTAL FUND EQUITY</b>			171,153.64
	2023 Revenues		87,621.48
	2023 Expenditures	44,729.41	
<b>GRAND TOTALS</b>			215,883.05

Dated From: 1/01/2023 Fund: 300 - SEWER FUND Unposted Included  
Thru: 7/07/2023

Account Number		2022 Total	2023 Total
300-00-43550-000-000	STATE AID-CDBG GRANT		
<b>INTERGOVERNMENTAL REVENUES</b>			
300-00-46411-001-622	MEASURED SEWER RESIDENTIAL	106,535.62	107,763.28
300-00-46411-002-622	MEASURED SEWER COMMERCIAL	4,919.80	4,785.39
300-00-46411-004-622	MEASURED SEWER PUB AUTHORITY	2,115.64	1,815.84
300-00-46411-005-622	MEASURED SEWER MULTI FAMILY	5,887.29	5,642.57
300-00-46415-000-421	CAPITAL CONTRIBUTIONS	219.02	
300-00-46415-000-622	FORFEITED DISCOUNTS	402.21	427.06
300-00-46452-000-421	MISC NON OPERATING REVENUE	741.25	4,737.50
<b>PUBLIC CHARGES FOR SERVICES</b>		120,820.83	125,171.64
300-00-48110-000-419	INTEREST INCOME	109.57	1,937.64
<b>MISCELLANEOUS REVENUES</b>		109.57	1,937.64
300-00-49120-000-000	PROCEEDS FROM LT BANK LOANS		
300-00-49130-000-000	PROCEEDS FROM USDA RD GRANT		
300-00-49140-000-000	PROCEEDS LT BANK LOAN-CDBG		
<b>FARM MARKET GRANT PROCEEDS</b>			
<b>Total Revenues</b>		120,930.40	127,109.28

7/07/2023 10:38 AM

Statement of Revenues & Expenditures - Detail

Page: 2  
ACCT

Dated From: 1/01/2023  
Thru: 7/07/2023

Fund: 300 - SEWER FUND

Unposted Included

Account Number		2022 Total	2023 Total
300-00-53311-000-852	UNIFORMS	201.34	348.01
300-00-53610-000-820	WAGES - DIRECT LABOR	17,636.96	18,795.39
300-00-53610-000-821	OPERATION EXPENSES-WWTP	13,599.06	15,048.92
300-00-53610-000-822	FUEL-AUTO	415.95	384.06
300-00-53610-000-823	UTILITIES-LIFT STATIONS&SHOP	2,255.43	1,317.66
300-00-53610-000-827	OTHER SUPPLIES & EXPENSES	169.42	634.43
300-00-53611-000-833	MAINT OF TREATMENT SYSTEM	137.13	10,845.45
300-00-53612-000-840	BILLING & ACCOUNTING	5,797.54	6,051.28
300-00-53612-000-850	ADMIN & GENERAL WAGES	1,635.13	2,185.81
300-00-53612-000-851	OFFICE SUPPLIES	141.88	338.88
300-00-53612-000-852	CONTRACTED SERVICES	8,209.10	15,943.80
300-00-53612-000-853	INSURANCE	1,537.33	8,058.89
300-00-53612-000-854	EMPLOYEE BENEFITS	914.85	11,332.03
300-00-53612-000-855	PAYROLL TAXES	1,466.54	1,534.44
300-00-53612-000-857	JOINT METER ALLOCATION		
300-00-53615-000-403	DEPR EXPENSE - SEWER		87,498.00
300-00-53700-000-660	VEHICLE EXPENSE		165.78
300-00-53710-000-689	TRAINING & EDUCATION		301.97
300-00-53730-004-408	TAXES-PT EQUIVALENT		
<b>PUBLIC WORKS</b>		<b>54,117.66</b>	<b>180,784.80</b>
300-00-57190-000-000	GENERAL GOVERNMENT OUTLAY	219.02	
300-00-57190-100-000	CDBG OUTLAY		
<b>CAPITAL OUTLAY</b>		<b>219.02</b>	
300-00-58100-000-000	PRINCIPAL ON LT DEBT	6,230.98	40,633.79
300-00-58100-000-428	PRINCIPAL ON RD LOAN	33,700.00	
300-00-58200-000-427	INTEREST EXPENSE - SEWER	1,067.23	1,015.83
300-00-58200-000-428	INTEREST EXPENSE USDA RD LOAN	19,455.06	19,112.43
<b>DEBT SERVICE</b>		<b>60,453.27</b>	<b>60,762.05</b>
<b>Total Expenses</b>		<b>114,789.95</b>	<b>241,546.85</b>
<b>Excess of Revenues Over (Under) Expenditures</b>		<b>6,140.45</b>	<b>(114,437.57)</b>

7/07/2023 10:35 AM

Balance Sheet Detail Report

Page: 1  
ACCT

Dated From: 1/01/2023  
Thru: 7/07/2023

Fund: 300 - SEWER FUND

Account Number		Debit	Credit
300-00-11100-000-000	POOLED SEWER FUND	223,035.27	
300-00-11101-000-000	WWTP UPGRADE CHECKING		
300-00-11105-000-000	SDWL DEBT SERVICE		
300-00-11120-000-132	DEPRECIATION FUND ACCOUNT		
300-00-11120-000-133	BOND REDEMPTION ACCOUNT		
300-00-11120-000-134	DNR EQUIP REPLACEMENT ACCOUNT	86,422.92	
300-00-11120-000-135	USDA RD REPLACEMENT FUND	30,267.07	
<b>CASH AND MARKETABLE SECURITIES</b>		<b>339,725.26</b>	
300-00-13100-000-000	ACCOUNTS RECEIVABLE	20,682.73	
300-00-13100-000-143	ACCOUNTS RECEIVABLE - OTHER		
<b>ACCOUNTS RECEIVABLE</b>		<b>20,682.73</b>	
300-00-16110-000-150	MATERIALS & SUPPLIES INVENTORY	1,288.23	
<b>INVENTORIES AND PREPAYMENTS</b>		<b>1,288.23</b>	
300-00-18200-000-300	CONST IN PROGRESS-WWTP	18.77	
300-00-18200-000-310	CONST IN PROGRESS-2018 STREET		
300-00-18200-000-315	CONST IN PROGRESS-2021 STREET		
300-00-18300-000-310	LAND & LAND RIGHTS	680.00	
300-00-18300-000-312	SERVICE CONNECTIONS	162,937.31	
300-00-18300-000-313	COLLECTING MAINS	1,090,232.19	
300-00-18300-000-315	FORCE MAINS	61,819.87	
300-00-18400-000-823	ELECTRIC PUMPING EQUIPMENT	95,540.46	
300-00-18500-000-321	STRUCTURE & IMPROVEMENTS		
300-00-18500-000-330	LAND & LAND RIGHTS	17,415.00	
300-00-18500-000-331	STRUCTURES & IMPROVEMENTS	4,687,048.57	
300-00-18500-000-332	PRELIMINARY TREATMENT EQUIP	66,534.61	
300-00-18500-000-334	SECONDARY TREATMENT EQUIP	335,845.65	
300-00-18500-000-336	CHLORINATION EQUIPMENT	32,729.64	
300-00-18500-000-397	POWER OPERATED EQUIPMENT		
300-00-18600-000-140	ACCUMULATED DEPRECIATION		1,553,364.53
300-00-18600-000-372	OFFICE EQUIPMENT	5,406.25	
300-00-18600-000-373	TRANSPORTATION EQUIPMENT	117,746.92	
300-00-18600-000-379	MISCELLANEOUS EQUIPMENT	10,071.21	
<b>FIXED ASSETS</b>		<b>5,130,661.92</b>	
300-00-19000-000-000	PREPAID EXPENSES		7,639.06
<b>DEBT RETIREMENT RESOURCES</b>			<b>7,639.06</b>

7/07/2023 10:35 AM

Balance Sheet Detail Report

Page: 2  
ACCT

Dated From: 1/01/2023  
Thru: 7/07/2023

Fund: 300 - SEWER FUND

Account Number		Debit	Credit
<b>TOTAL ASSETS</b>		<b>5,484,719.08</b>	
300-00-21100-000-000	ACCOUNTS PAYABLE	7,651.94	
300-00-21200-000-000	RETAINAGE		
300-00-21600-000-237	ACCRUED INTEREST		6,845.00
300-00-21600-000-238	ACCRUED PAYROLL		2,583.79
300-00-21600-000-239	FSB-LINE OF CREDIT		
300-00-21800-000-000	CREDIT CARD PAYABLE		69.57
<b>ACCOUNTS PAYABLE</b>			<b>1,846.42</b>
300-00-25100-000-233	DUE TO GENERAL FUND		60,877.50
300-00-25300-000-000	DUE TO RD REPLACEMENT FUND		
<b>DUE TO OTHER FUNDS</b>			<b>60,877.50</b>
300-00-29600-000-000	NOTE PAYABLE - FARMERS CDBG 18		129,361.69
300-00-29600-000-223	ADVANCE FROM VILLAGE		80,681.68
300-00-29610-000-000	NOTE PAYABLE - RD REV BOND		1,911,700.00
<b>LONG-TERM DEBT</b>			<b>2,121,743.37</b>
<b>TOTAL LIABILITY</b>			<b>2,184,467.29</b>
300-00-33900-000-216	UNAPPROPRIATED EARNED SURPLUS		3,414,689.36
<b>RETAINED EARNINGS</b>			<b>3,414,689.36</b>
<b>TOTAL FUND EQUITY</b>			<b>3,414,689.36</b>
	2023 Revenues		127,109.28
	2023 Expenditures	241,546.85	
<b>GRAND TOTALS</b>		<b>5,726,265.93</b>	<b>5,726,265.93</b>

Dated From: 1/01/2023 Fund: 400 - WATER FUND Unposted Included  
Thru: 7/07/2023

Account Number		2022 Total	2023 Total
400-00-43550-000-000	STATE AID-CDBG GRANT		
<b>INTERGOVERNMENTAL REVENUES</b>			
400-00-46450-000-463	HYDRANT RENTAL		41,394.00
400-00-46451-000-470	FORFEITED DISCOUNTS	134.05	219.56
400-00-46451-001-461	METERED SALES RESIDENTIAL	38,463.07	60,163.96
400-00-46451-002-461	METERED SALES COMMERCIAL	1,573.83	2,149.36
400-00-46451-004-461	METERED SALES PUBLIC AUTHORITY	1,333.42	1,620.08
400-00-46451-005-461	METERED SALES MULTI FAMILY	979.60	1,350.62
400-00-46452-000-421	ANTENNA & GENERATOR RENT	15,609.84	20,240.62
400-00-46452-000-422	MISC NON OPERATING REVENUE		
400-00-46452-000-474	OTHER WATER REVENUES		128.21
<b>PUBLIC CHARGES FOR SERVICES</b>		58,093.81	127,266.41
400-00-48101-000-000	LEASE INTEREST INCOME		
400-00-48110-000-419	INTEREST INCOME	74.04	838.77
400-00-48110-000-421	AMORTIZATION INCOME		2,047.02
<b>MISCELLANEOUS REVENUES</b>		74.04	2,885.79
400-00-49120-000-000	PROCEEDS FROM LT BANK NOTES		
400-00-49140-000-000	PROCEEDS LT BANK LOAN-CDBG		
<b>FARM MARKET GRANT PROCEEDS</b>			
<b>Total Revenues</b>		58,167.85	130,152.20

Dated From: 1/01/2023 Fund: 400 - WATER FUND Unposted Included  
Thru: 7/07/2023

Account Number		2022 Total	2023 Total
400-00-53311-000-852	UNIFORMS	201.36	347.99
400-00-53610-000-821	OPERATION EXPENSES	914.35	995.29
400-00-53610-000-822	FUEL-AUTO	415.94	384.06
400-00-53610-000-823	UTILITIES-TOWER&SHOP	1,577.28	1,748.64
400-00-53612-000-840	BILLING & ACCOUNTING	19,881.30	8,906.23
400-00-53700-000-600	WAGES - DIRECT LABOR	17,319.31	12,013.96
400-00-53700-000-620	ELECTRIC FOR WELL PUMPING	4,170.88	4,775.34
400-00-53700-000-640	SUPPLIES	34.89	796.16
400-00-53700-000-650	REPAIRS & MAINTENANCE	728.87	8,811.17
400-00-53700-000-660	VEHICLE EXPENSE		106.84
400-00-53710-000-680	GENERAL & ADMINISTRATIVE WAGES	2,733.12	3,228.93
400-00-53710-000-681	OFFICE SUPPLIES	199.96	725.71
400-00-53710-000-682	CONTRACTED SERVICES	1,798.79	3,016.12
400-00-53710-000-684	INSURANCE	1,537.34	8,058.90
400-00-53710-000-686	EMPLOYEE BENEFITS	1,170.08	10,236.58
400-00-53710-000-688	REGULATORY COMMISSION EXP		
400-00-53710-000-689	TRAINING & EDUCATION	45.00	557.00
400-00-53730-000-403	DEPRECIATION EXP-FINANCED		23,256.00
400-00-53730-000-404	DEPRECIATION EXP-CONTRIBUTED		4,710.00
400-00-53730-001-408	PAYROLL TAXES - LABOR	1,324.90	879.46
400-00-53730-002-408	PAYROLL TAXES - ADMIN	195.19	199.89
400-00-53730-003-408	TAXES -- PSC ASSESSMENT		
400-00-53730-004-408	TAXES-PT EQUIVALENT		21,774.00
<b>PUBLIC WORKS</b>		<b>54,248.56</b>	<b>115,528.27</b>
400-00-57190-000-000	GENERAL GOVERNMENT OUTLAY	685.00	
400-00-57190-100-000	CDBG OUTLAY		
<b>CAPITAL OUTLAY</b>		<b>685.00</b>	
400-00-58100-000-000	PRINCIPAL ON LT DEBT	31,674.64	54,565.41
400-00-58200-000-427	INTEREST EXPENSE - WATER	8,650.58	15,289.14
400-00-58200-000-428	DEBT EXPENSE		
<b>DEBT SERVICE</b>		<b>40,325.22</b>	<b>69,854.55</b>
<b>Total Expenses</b>		<b>95,258.78</b>	<b>185,382.82</b>
<b>Excess of Revenues Over (Under) Expenditures</b>		<b>(37,090.93)</b>	<b>(55,230.62)</b>

7/07/2023 10:36 AM

Balance Sheet Detail Report

Page: 1  
ACCT

Dated From: 1/01/2023  
Thru: 7/07/2023

Fund: 400 - WATER FUND

Account Number		Debit	Credit
400-00-11100-000-131	POOLED WATER FUND		123,865.43
400-00-11120-000-135	SDWFL DEBT SERVICE CASH	19,388.40	
400-00-11120-000-136	MONEY MARKET ACCOUNT - WATER	102,868.48	
<b>CASH AND MARKETABLE SECURITIES</b>			1,608.55
400-00-13100-000-142	ACCOUNTS RECEIVABLE	12,939.04	
400-00-13100-000-143	ACCOUNTS RECEIVABLE - OTHER		
<b>ACCOUNTS RECEIVABLE</b>			12,939.04
400-00-14800-000-000	LEASE RECEIVABLE		
<b>DUE FROM OTHER GOVERNMENTS</b>			
400-00-15100-000-145	DUE FROM SEWER		
<b>DUE FROM OTHER FUNDS</b>			
400-00-16110-000-154	MATERIALS & SUPPLIES INVENTORY	5,829.93	
<b>INVENTORIES AND PREPAYMENTS</b>			5,829.93
400-00-17000-000-186	MISC DEFERRED DEBITS	294,873.00	
<b>LONG-TERM RECEIVABLES</b>			294,873.00
400-00-18200-000-310	CONST IN PROGRESS-2018 STREET		
400-00-18200-000-315	CONST IN PROGRESS-2020 CDBG		
400-00-18200-000-320	CONST IN PROGRESS-2021 TOWER	29,843.79	
400-00-18390-000-110	ACCUMULATED DEPR - FINANCED		533,087.16
400-00-18390-100-110	ACCUMULATED DEPR - CONTRIBUTED		57,488.44
400-00-18400-000-310	SOURCE - LAND & LAND RIGHTS	7,359.00	
400-00-18400-000-314	SOURCE - WELLS & SPRINGS	154,455.32	
400-00-18410-000-320	PUMPING - LAND	408.00	
400-00-18410-000-321	PUMPING - STRUCTURES & IMPROV	25,033.47	
400-00-18410-000-325	PUMPING - ELECTRIC EQUIPMENT	79,357.00	
400-00-18420-000-332	TREATMENT - WATER EQUIPMENT	2,713.00	
400-00-18430-000-340	TRANSMISSION - LAND	445.00	
400-00-18430-000-342	TRANSMISSION - STANDPIPES	322,878.00	
400-00-18430-000-343	TRANSMISSION - MAINS	848,721.42	
400-00-18430-000-345	TRANSMISSION - SERVICES	179,368.87	
400-00-18430-000-346	TRANSMISSION - METERS	72,610.37	
400-00-18430-000-348	TRANSMISSION - HYDRANTS	127,526.90	
400-00-18430-000-349	TRANSMISSION - OTHER	20,134.00	

7/07/2023 10:36 AM

Balance Sheet Detail Report

Page: 2  
ACCT

Dated From: 1/01/2023  
Thru: 7/07/2023

Fund: 400 - WATER FUND

Account Number		Debit	Credit
400-00-18430-100-342	TRANS STANDPIPES-CONTRIBUTED		
400-00-18430-100-343	TRANS MAINS - CONTRIBUTED	526,712.37	
400-00-18430-100-345	TRANS SERVICES - CONTRIBUTED	96,650.79	
400-00-18430-100-348	TRANS HYDRANTS - CONTRIBUTED	54,088.65	
400-00-18440-000-372	GENERAL - OFFICE EQUIPMENT	590.00	
400-00-18440-000-373	GENERAL - TRANSPORTATION EQUIP	37,264.43	
400-00-18440-000-374	GENERAL - COMPUTER EQUIPMENT	4,679.45	
400-00-18440-000-379	GENERAL - OTHER	161.12	
400-00-18440-000-396	GENERAL - POWER OP EQUIP GENER	24,950.00	
400-00-18440-000-397	GENERAL - SCADA EQUIPMENT	86,735.00	
<b>FIXED ASSETS</b>		<b>2,112,110.35</b>	
400-00-19000-000-000	PREPAID EXPENSES		7,639.06
<b>DEBT RETIREMENT RESOURCES</b>			<b>7,639.06</b>
<b>TOTAL ASSETS</b>		<b>2,416,504.71</b>	
400-00-21100-000-000	ACCOUNTS PAYABLE	3,860.70	
400-00-21600-000-236	ACCRUED TAXES		
400-00-21600-000-237	ACCRUED INTEREST		1,646.00
400-00-21600-000-245	ACCRUED PAYROLL		2,172.53
400-00-21800-000-000	CREDIT CARD PAYABLE		207.34
<b>ACCOUNTS PAYABLE</b>			<b>165.17</b>
400-00-25100-000-233	DUE TO GENERAL FUND		
<b>DUE TO OTHER FUNDS</b>			
400-00-26900-000-253	OTHER DEFERRED CREDITS		2,051.66
<b>DEFERRED REVENUES</b>			<b>2,051.66</b>
400-00-28800-000-000	DEFERRED INFLOW - LEASES		
<b>Undefined Level</b>			
400-00-29600-000-000	NOTE PAYABLE - FARMERS CDBG		281,851.27
400-00-29600-000-224	NOTE PAYABLE - FARMERS CDBG 18		492,919.66
400-00-29620-000-000	SDWF - REV BOND 2022		
<b>LONG-TERM DEBT</b>			<b>774,770.93</b>

7/07/2023 10:36 AM

Balance Sheet Detail Report

Page: 3  
ACCT

Dated From: 1/01/2023  
Thru: 7/07/2023

Fund: 400 - WATER FUND

Account Number		Debit	Credit
<b>TOTAL LIABILITY</b>			776,987.76
400-00-31100-000-200	CAPITAL PAID BY MUNICIPALITY		535,121.50
<b>CONTRIBUTED CAPITAL</b>			535,121.50
400-00-33900-000-216	UNAPPROPRIATED EARNED SURPLUS		1,159,626.07
<b>RETAINED EARNINGS</b>			1,159,626.07
<b>TOTAL FUND EQUITY</b>			1,694,747.57
	2023 Revenues		130,152.20
	2023 Expenditures	185,382.82	
<b>GRAND TOTALS</b>		2,601,887.53	2,601,887.53

7/07/2023 10:34 AM

Balance Sheet Detail Report

Page: 1  
ACCT

Dated From: 1/01/2023  
Thru: 7/07/2023

Fund: 210 - TIF FUND

Account Number		Debit	Credit
210-00-11100-000-000	POOLED TIF FUND		34,382.34
<b>CASH AND MARKETABLE SECURITIES</b>			34,382.34
210-00-12100-000-000	PROPERTY TAXES RECEIVABLE		
<b>TAXES &amp; SPEC. ASSMT. RECV'BLE.</b>			
210-00-13100-000-000	OTHER ACCOUNTS REC		11,750.00
<b>ACCOUNTS RECEIVABLE</b>			11,750.00
210-00-16110-000-000	INVENTORY		
<b>INVENTORIES AND PREPAYMENTS</b>			
210-00-17700-000-000	DEFRD INTEREST OWED-GEN FUND		
<b>LONG-TERM RECEIVABLES</b>			
<b>TOTAL ASSETS</b>			46,132.34
210-00-21000-000-000	ACCOUNTS PAYABLE		
210-00-21800-000-000	CREDIT CARD PAYABLE		
<b>ACCOUNTS PAYABLE</b>			
210-00-25200-000-000	ADVANCE FROM GENERAL FUND		771,403.90
<b>DUE TO OTHER FUNDS</b>			771,403.90
210-00-26100-000-000	DEFERRED REVENUE - TAX ROLL		
<b>DEFERRED REVENUES</b>			
210-00-27400-000-000	ADV FRM GEN FUND-INTEREST		
<b>ADVANCES FROM OTHER FUNDS</b>			
210-00-29600-000-000	NOTE PAYABLE - CARDINAL WAY		
<b>LONG-TERM DEBT</b>			
<b>TOTAL LIABILITY</b>			771,403.90

7/07/2023 10:34 AM

Balance Sheet Detail Report

Page: 2  
ACCT

Dated From: 1/01/2023  
Thru: 7/07/2023

Fund: 210 - TIF FUND

Account Number		Debit	Credit
210-00-33000-000-000	FUND BALANCE	145,813.10	
<b>RETAINED EARNINGS</b>		145,813.10	
210-00-35000-000-000	TIF BALANCE	666,334.81	
<b>TIF BALANCE</b>		666,334.81	
<b>TOTAL FUND EQUITY</b>		812,147.91	
	2023 Revenues		45,818.21
	2023 Expenditures	51,206.54	
<b>GRAND TOTALS</b>		863,354.45	863,354.45

7/07/2023 10:34 AM

Balance Sheet Detail Report

Page: 1  
ACCT

Dated From: 1/01/2023  
Thru: 7/07/2023

Fund: 220 - SPECIAL REVENUE FUND

Account Number		Debit	Credit
220-00-11100-000-000	SRF-ALLOCATED CASH	8,632.13	
<b>CASH AND MARKETABLE SECURITIES</b>		<b>8,632.13</b>	
<b>TOTAL ASSETS</b>		<b>8,632.13</b>	
220-00-21900-000-000	SRF UNEARNED REVENUE		32,970.59
<b>ACCOUNTS PAYABLE</b>			<b>32,970.59</b>
<b>TOTAL LIABILITY</b>			<b>32,970.59</b>
	2023 Revenues	24,338.46	
	2023 Expenditures		
<b>GRAND TOTALS</b>		<b>32,970.59</b>	<b>32,970.59</b>

7/07/2023 10:36 AM

Balance Sheet Detail Report

Page: 1  
ACCT

Dated From: 1/01/2023  
Thru: 7/07/2023

Fund: 340 - DEBT SERVICE FUND

Account Number		Debit	Credit
340-00-11100-000-000	POOLED CASH DEBT SERVICE		68,384.27
<b>CASH AND MARKETABLE SECURITIES</b>			68,384.27
340-00-12100-000-000	PROPERTY TAXES RECEIVABLE		
<b>TAXES &amp; SPEC. ASSMT. RECV'BLE.</b>			
<b>TOTAL ASSETS</b>			68,384.27
340-00-21100-000-000	ACCOUNTS PAYABLE		
<b>ACCOUNTS PAYABLE</b>			
340-00-26100-000-000	DEFERRED REVENUE - TAX ROLL		
<b>DEFERRED REVENUES</b>			
<b>TOTAL LIABILITY</b>			
340-00-33000-000-000	FUND BALANCE		13,910.79
<b>RETAINED EARNINGS</b>			13,910.79
<b>TOTAL FUND EQUITY</b>			13,910.79
	2023 Revenues		
	2023 Expenditures	82,295.06	
<b>GRAND TOTALS</b>		82,295.06	82,295.06

7/07/2023 10:35 AM

Balance Sheet Detail Report

Page: 1  
ACCT

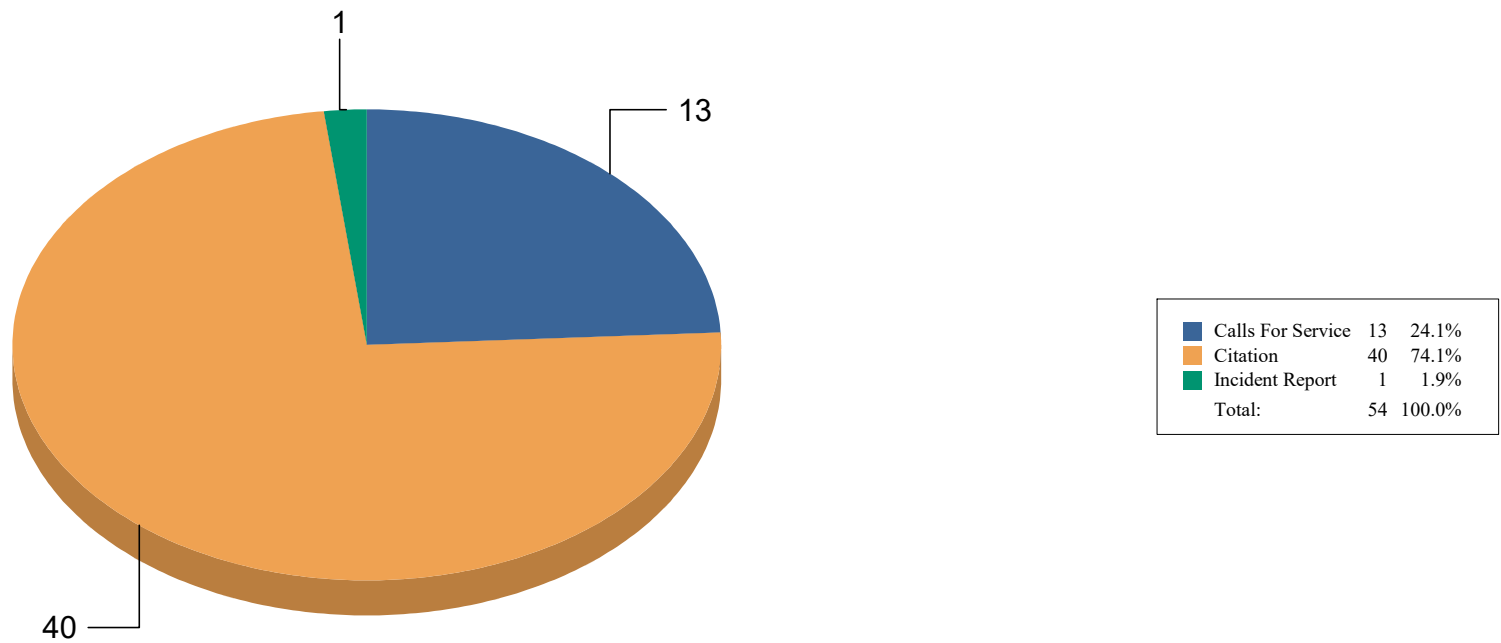
Dated From: 1/01/2023  
Thru: 7/07/2023

Fund: 250 - CDBG - STREETS PROJ

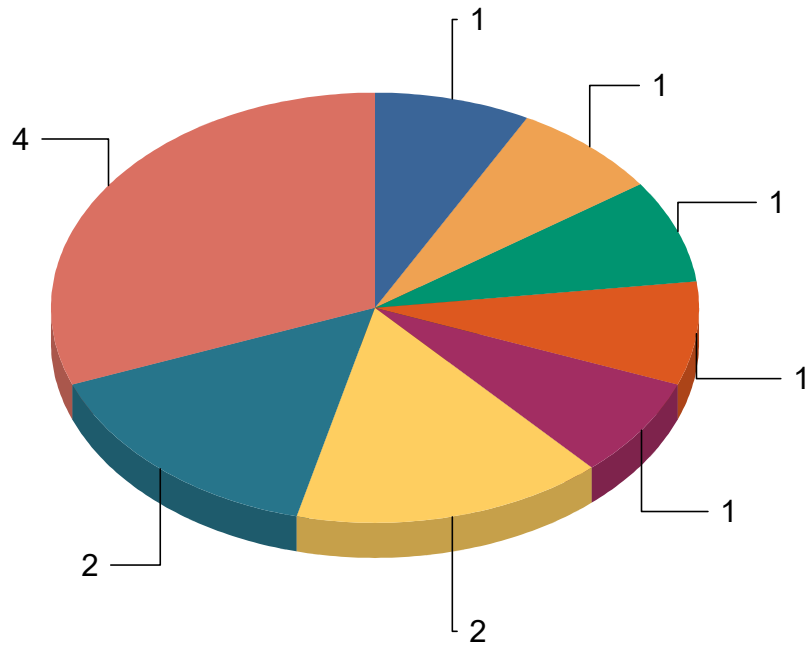
Account Number		Debit	Credit
250-00-11100-000-000	POOLED CDBG ACCOUNT		94,646.05
250-00-11101-000-000	CDBG - MATCHING FUNDS		
250-00-11102-000-000	CDBG BANK ACCOUNT 0767		
250-00-11105-000-000	SDWL DEBT SERVICE	219.02	
<b>CASH AND MARKETABLE SECURITIES</b>			94,427.03
250-00-14100-000-000	DUE FROM OTHER GOVERNMENT		
<b>DUE FROM OTHER GOVERNMENTS</b>			
<b>TOTAL ASSETS</b>			94,427.03
250-00-21100-000-000	ACCOUNTS PAYABLE	1,950.00	
250-00-21600-000-237	ACCRUED INTEREST - CDBG		
<b>ACCOUNTS PAYABLE</b>			1,950.00
250-00-25100-000-000	DUE TO OTHER FUNDS		
<b>DUE TO OTHER FUNDS</b>			
250-00-29600-000-000	NOTE PAYABLE - FARMERS CDBG		265,032.50
<b>LONG-TERM DEBT</b>			265,032.50
<b>TOTAL LIABILITY</b>			263,082.50
250-00-34000-000-000	FUND BALANCES	357,509.53	
<b>FUND BALANCES</b>			357,509.53
<b>TOTAL FUND EQUITY</b>			357,509.53
2023 Revenues			
2023 Expenditures			
<b>GRAND TOTALS</b>			357,509.53

MONTHLY REPORT Statistics from: 6/1/2023 12:00:00AM to 6/30/2023 11:59:00PM

### Count of Reports Completed



# Count of Incident Types



NO INSURANCE	1	7.7%
DOG RUNNING AT LARGE - DOGS RUNNING AT LARGE	1	7.7%
HARASSMENT	1	7.7%
ILLEGAL DUMPING OF TRASH	1	7.7%
MISCELLANEOUS REGISTRATION VIOLATIONS	1	7.7%
FAIL /CHANGE LANE-PASSING STOP EMERG VEH	2	15.4%
FAILURE TO NOTIFY - ADDRESS CHANGE	2	15.4%
NO INSURANCE ( PROOF)	4	30.8%
<b>Total:</b>	<b>13</b>	<b>100.0%</b>

2.04% # of Reports: 1 Citation NO INSURANCE

2.04% # of Reports: 1 Citation DOG RUNNING AT LARGE - DOGS RUNNING AT LARGE

2.04% # of Reports: 1 Citation HARASSMENT

2.04% # of Reports: 1 Citation ILLEGAL DUMPING OF TRASH

Item 6.

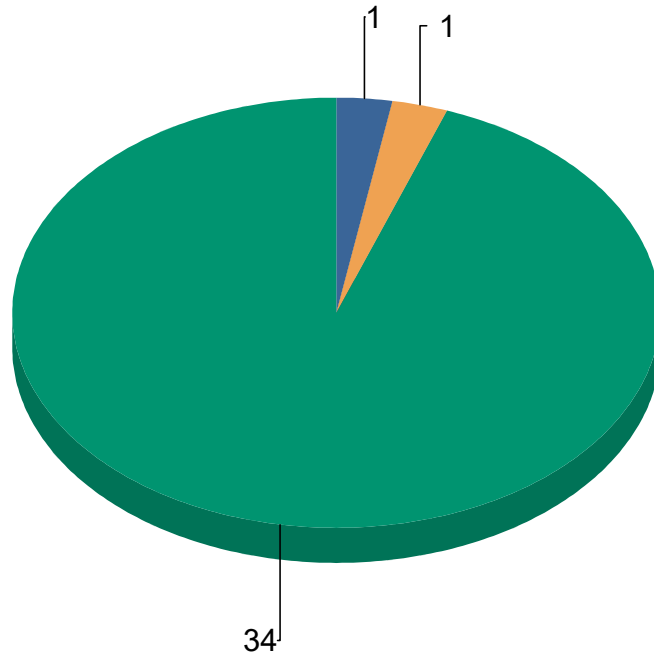
2.04% # of Reports: 1 Citation MISCELLANEOUS REGISTRATION VIOLATIONS

4.08% # of Reports: 2 Citation FAIL /CHANGE LANE-PASSING STOP EMERG VEH

4.08% # of Reports: 2 Citation FAILURE TO NOTIFY - ADDRESS CHANGE

8.16% # of Reports: 4 Citation NO INSURANCE ( PROOF)

# Count of Incident Types



NON REGISTRATION - UNREGISRTEED VEHICLE	1	2.8%
SEATBELT VIOLATIONS	1	2.8%
SPEEDING	34	94.4%
Total:	36	100.0%

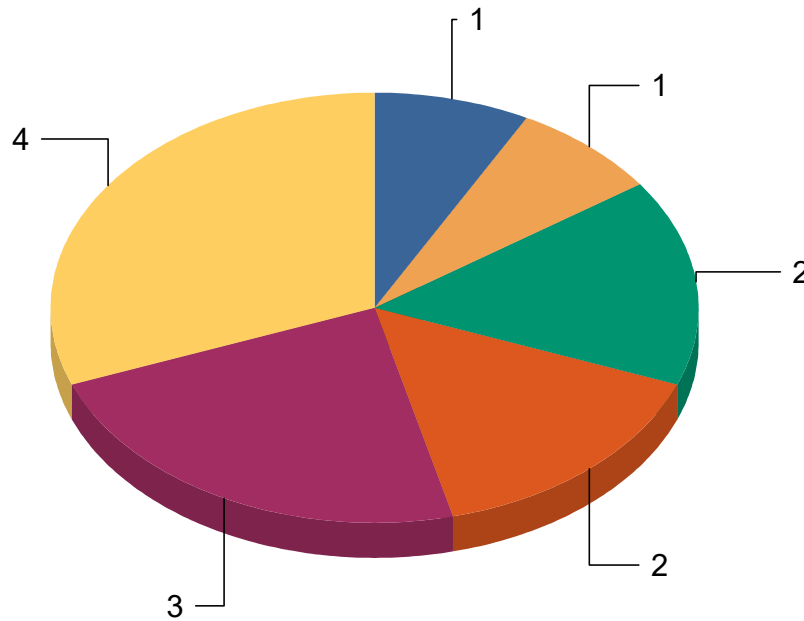
2.04% # of Reports: 1 Citation NON REGISTRATION - UNREGISRTEED VEHICLE

2.04% # of Reports: 1 Citation SEATBELT VIOLATIONS

69.39% # of Reports: 34 Citation SPEEDING

**Grand Total: 100.00% Total # of Incident Types Reported: 49 Total # of Reports: 40**

# Count of Incident Types



ASSIST FIRE/EMS	1	7.7%
SUSPICIOUS ACTIVITY	1	7.7%
9-1-1 HANG UP	2	15.4%
ANIMAL COMPLAINT	2	15.4%
ASSIST ICISO	3	23.1%
ASSIST CITIZEN	4	30.8%
<b>Total:</b>	<b>13</b>	<b>100.0%</b>

7.69% # of Reports: 1 Calls For Service ASSIST FIRE/EMS

7.69% # of Reports: 1 Calls For Service SUSPICIOUS ACTIVITY

15.38% # of Reports: 2 Calls For Service 9-1-1 HANG UP

15.38% # of Reports: 2 Calls For Service ANIMAL COMPLAINT

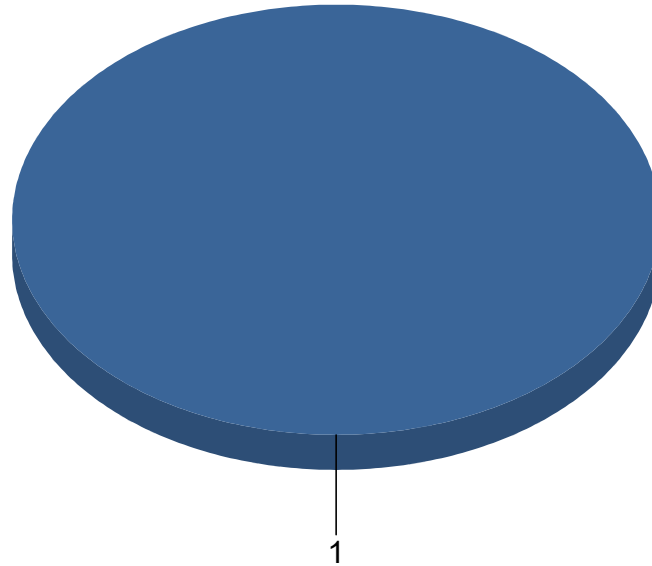
Item 6.

23.08% # of Reports: 3 Calls For Service ASSIST ICSO

30.77% # of Reports: 4 Calls For Service ASSIST CITIZEN

**Grand Total: 100.00% Total # of Incident Types Reported: 13 Total # of Reports: 13**

# Count of Incident Types



■ SERVICE CALL : WELFARE CHECK	1	100.0%
Total:	1	100.0%

100.00% # of Reports: 1 Incident Report SERVICE CALL : WELFARE CHECK

**Grand Total: 100.00% Total # of Incident Types Reported: 1 Total # of Reports: 1**

**Grand Total: 100.00% Total # of Incident Types Reported: 63**



## RIDGEWAY

208 Jarvis Street | Suite A | Ridgeway, WI 53582

---

### 2023-2024 Liquor License Applications

1. Neighbors, LLC dba Neighbor's Bar/Wheel LLC/dba The Wheel Bar
  - Class "B" Liquor
  - Class "B" Beer
2. Debra Schauf dba Doodles Bar
  - Class "B" Liquor
  - Class "B" Beer



Michael Larson  
Commissioner  
208 Jarvis Street, Suite A  
Ridgeway, WI 53582

July 10, 2023

SUBJECT: Construction Permit Application – New Fiber Optic Facilities  
MH Telecom LLC/Mount Horeb Telephone Company

Dear Mr. Larson:

Enclosed for your review and approval is a permit application for MH Telecom LLC/Mount Horeb Telephone Company to bury new fiber optic facilities within the town limits of Ridgeway. This project is necessary in order to provide reliable broadband service to existing wireless customers as well as potential customers.

Included are the following for your review and approval:

1. Construction Sheets for the Town of Ridgeway
2. Location Map
3. Permit Application to construct along ROW

Buried boring and minor excavating activities will take place over the course of the project. The proposed fiber facilities will parallel the road ROW with a 3' offset from the edge of ROW wherever possible. In addition, the facilities will run along back lot lines and alleyways in several locations. Buried facilities will maintain at least 30" depth with most facilities maintaining 36" depth. All cable facilities will be in duct. Many road crossings will also take place over the course of the project. Road crossings will be at 42" nominal depth beneath the pavement. Orange 1.25" HDPE and/or multiple 1.0" HDPE conduit will be back-pulled through the completed bore followed by cable installation within the conduit.

Utility pedestals and composite concrete splicing vaults (30"x48"x30") or (24"x36"x30") with Tier 22 load rating will be placed at the ROW limit at locations shown on the enclosed construction sheets. Restoration will occur simultaneous with construction, which is scheduled to get underway July 17th or upon permit approval. All work and restoration is expected to be complete by November 30, 2023.

Please advise if there are any upcoming street improvement projects planned by the Village that would affect this installation.

If you have questions or need additional information, please contact me at 608-643-6477 ext. 114.

Sincerely,

Daniel Carroll

Enclosures (3)

Village of Ridgeway  
PERMITTING AUTHORITY

PERMIT NO.

Item 9.

PERMIT TO CONSTRUCT, MAINTAIN OR REPAIR  
UTILITIES WITHIN HIGHWAY RIGHT-OF-WAY

Highway	Main St, Jarvis Street, Grove St & misc. (see map)		
Town			
Village or City of	Ridgeway		
County	Iowa		
Sec:	1/4 of	1/4, Sec.	10,11,14,15
Township	6	N, Range	4E
Date	6/7/23		

REQUEST BY APPLICANT

Name Mount Horeb Telephone Company (MHTC)

Address 200 E. Main St., PO Box 65  
Mt. Horeb, WI 53572

Local Phone 608-636-9776  
Jeff Bell, MHTC (cell)

Office Phone 608-437-5551

Type of Utility Installation Telecommunications facility improvements

Plans Prepared By Kapitan Engineering, Inc.

Copy Enclosed X Yes      No

Utility Location is X to cross right-of-way      parallel to right-of-way  
     overhead      X underground

Proposed Method of Installation : Fiber optic cable in 1 1/4" innerduct. Fiber services in 1" innerduct.

<u>    </u> tunnel	<u>    </u> suspend on poles	<u>X</u> cased
<u>X</u> jack & bore (Directional bore)	<u>    </u> suspend on towers	<u>X</u> trench
<u>    </u> open cut	<u>X</u> plow	

Estimated Starting Date 7/17/2023

Estimated Restoration Date 11/30/2023

The Applicant understands and agrees that the permitted work shall comply with all permit provisions and conditions listed on the reverse side hereof, any special provisions listed below or attached hereto, and any and all plans, details or notes attached hereto and made a part thereof.

BY *Daniel Carroll*  
(Signature of Authorized Utility Representative)  
Daniel Carroll for Mount Horeb Telephone Co.

Title Project Engineer

Date 7/10/2023

PERMIT APPROVAL BY PERMITTING AUTHORITY

The foregoing application is hereby approved and permit issued by the Permitting Authority subject to full compliance by the Applicant with all provisions and conditions stated herein and on the reverse side of hereof an all attachments hereto.

Federal aid has been, or is being, used on this highway; current State of Wisconsin policy for accommodation of utilities on highway right-of-ways applies.

Other Special Provisions:

BY \_\_\_\_\_  
(Signature of Authorized Permitting Authority Representative)

Title \_\_\_\_\_

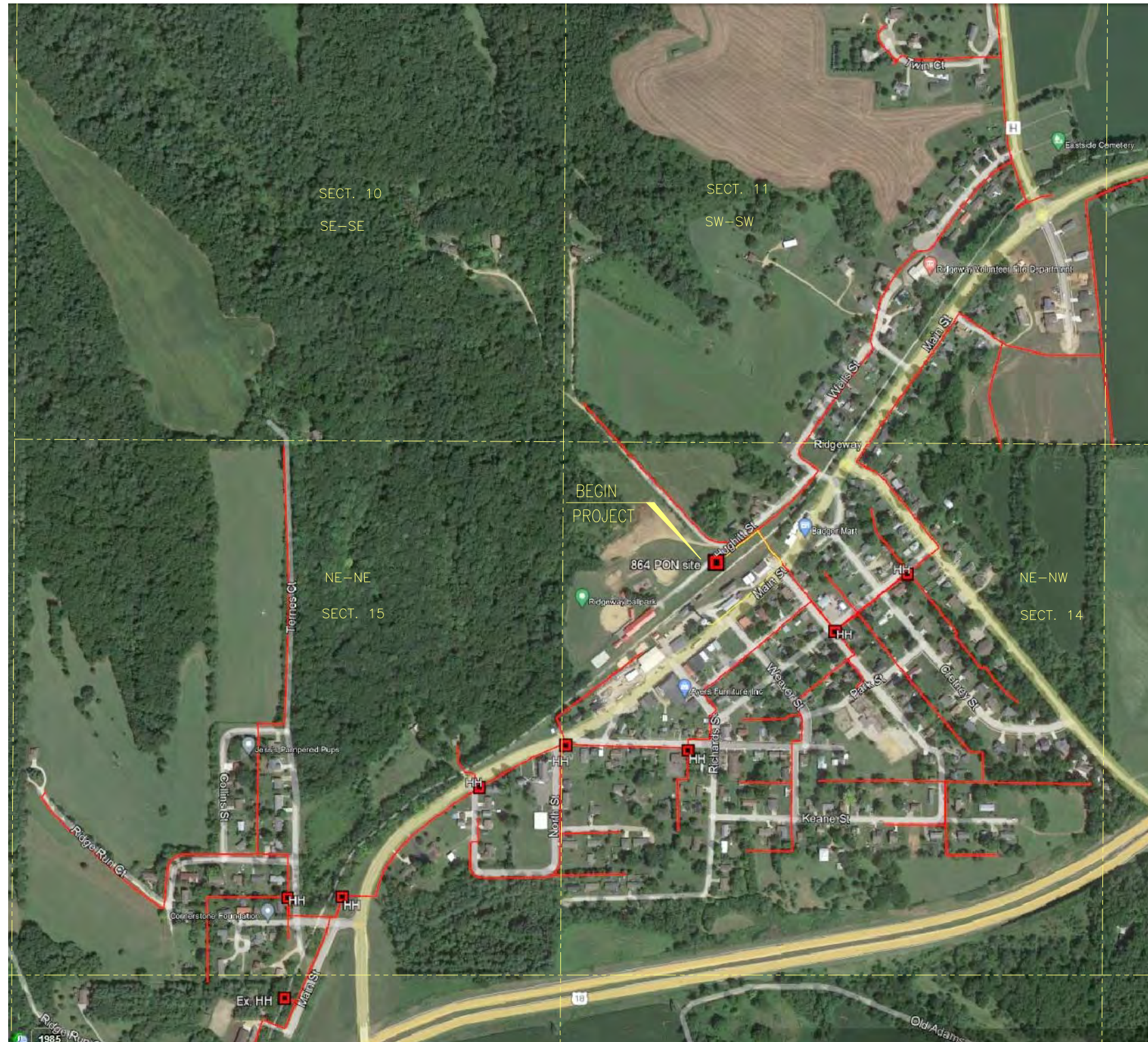
Date \_\_\_\_\_

## PERMIT PROVISIONS AND CONDITIONS OF ISSUANCE

Pursuant to Wisconsin Statutes, this permit is granted to allow performance of the specific work described herein. The following standard provisions and any included special provisions shall govern:

- (1) The Applicant agrees to indemnify and hold harmless the Permitting Authority, its employees and its agents, from any cost, claim, suit, liability and/or award which might come, be brought, or be assessed, because of the issuance or exercise of this permit, or because of any adverse effect upon any person or property which is attributed to the partially or entirely completed works of the Applicant. Accomplishment of the permitted work, or any part thereof, by or on behalf of the Applicant shall bind such Applicant to abide by this permit and all its conditions and provisions.
- (2) The permitted facilities shall, if necessary be altered at the expense of the Applicant to permit alteration, improvement, or maintenance of the highway as may hereafter be ordered. The entire cost of constructing and maintaining the permitted facilities shall be the obligation of the Applicant unless a contract for such costs has been executed.
- (3) No open cutting for a crossing will be allowed where the pavement is too narrow to maintain one-way traffic at all times, unless the Permitting Authority has granted permission for a detour. Wherever the pavement is opened, the spoil shall be hauled away and the trench shall be backfilled with sand or gravel and compacted in layers. The pavement removed for a road crossing shall be replaced as per the Permitting Authority specifications.
- (4) When one-way traffic or a detour is used, the Applicant shall provide ALL NECESSARY SIGNS, FLAGMEN AND LIGHTS required according to the "Manual on Uniform Traffic Control Devices." When a detour is allowed, local newspapers shall be notified by the Applicant in advance of the work being started.
- (5) All disturbed areas shall be returned to their present condition or better, subject to the satisfaction of the Permitting Authority or its representative. Access to all private drives and public street intersections shall be maintained, and all disturbed areas completely restored.
- (6) Any trenching, tunneling, or excavating shall be performed in accordance with the requirements of OSHA and Wisconsin Department of Industry, Labor and Human Relations, and any applicable local regulations.
- (7) A copy of this approval, along with any plans and special provisions, shall be available on the job site.
- (8) Upon completion of the work the Applicant shall file a written notice with the Permitting Authority.

Contractor: Tri-State Directional Drilling LLC



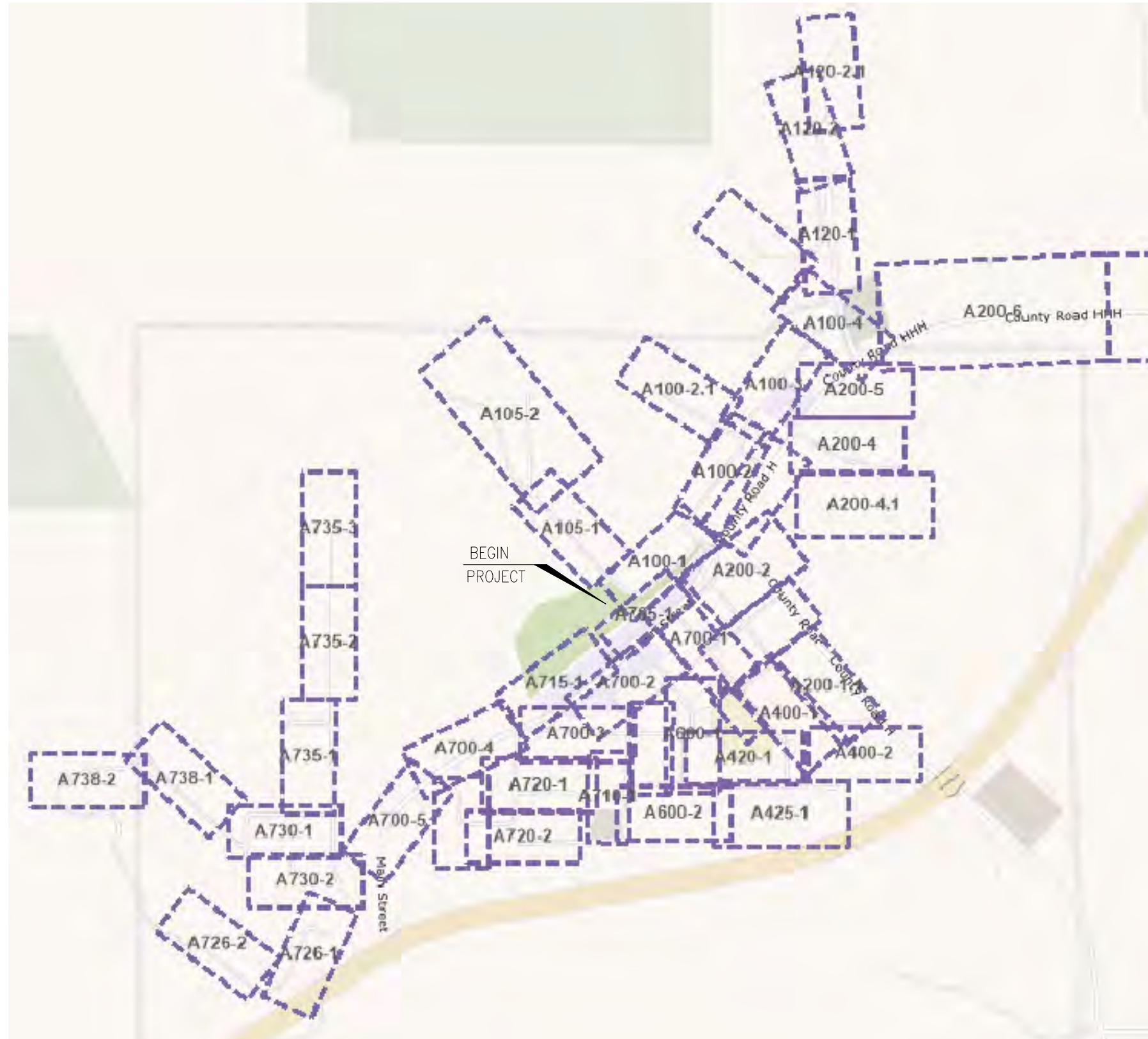
PROJECT LOCATION

LEGEND

- Proposed Buried Cable
- Existing Buried Tel Cable
- △ Existing Pedestal
- ▲ New Pedestal
- ◀ Repeater
- ⊠ Handhole
- ⊡ Manhole
- ⊕ Proposed Cable Warning Sign (w/Directional Arrow)
- ⊙ Power Pole
- ⊘ Telephone Pole
- ← Down Guy/Anchor
- ⊕ Signs
- ⊙ Light Pole
- Windmill
- PI Property Pin
- RW Right-of-Way Post
- Deciduous Tree
- ☆ Evergreen Tree - Natural
- ☆ Evergreen Tree - Landscape Variety
- ⊙ Bushes/Schrubs
- ⊙ Brush
- ⊙ Brush/Tree Line
- ⊙ Marshland
- FO—FO— Buried Fiber Optic
- Tv—Tv— Buried CATV
- P—P— Buried Power
- G—G— Gas Line
- S—S— Septic Line
- SAN—SAN— Sanitary Sewer
- ST—ST— Storm Sewer
- W—W— Water Line
- ▭ Compaction/Directional Bore
- ▭ Culvert
- Bridge
- x—x— Fence
- ⊙ Rocks/Stones
- ▭ Retaining Wall

**CAUTION!** BURIED UTILITIES IN AREA, CALL 800-242-8511 FOR LOCATIONS.

Contractor: Tri-State Directional Drilling LLC



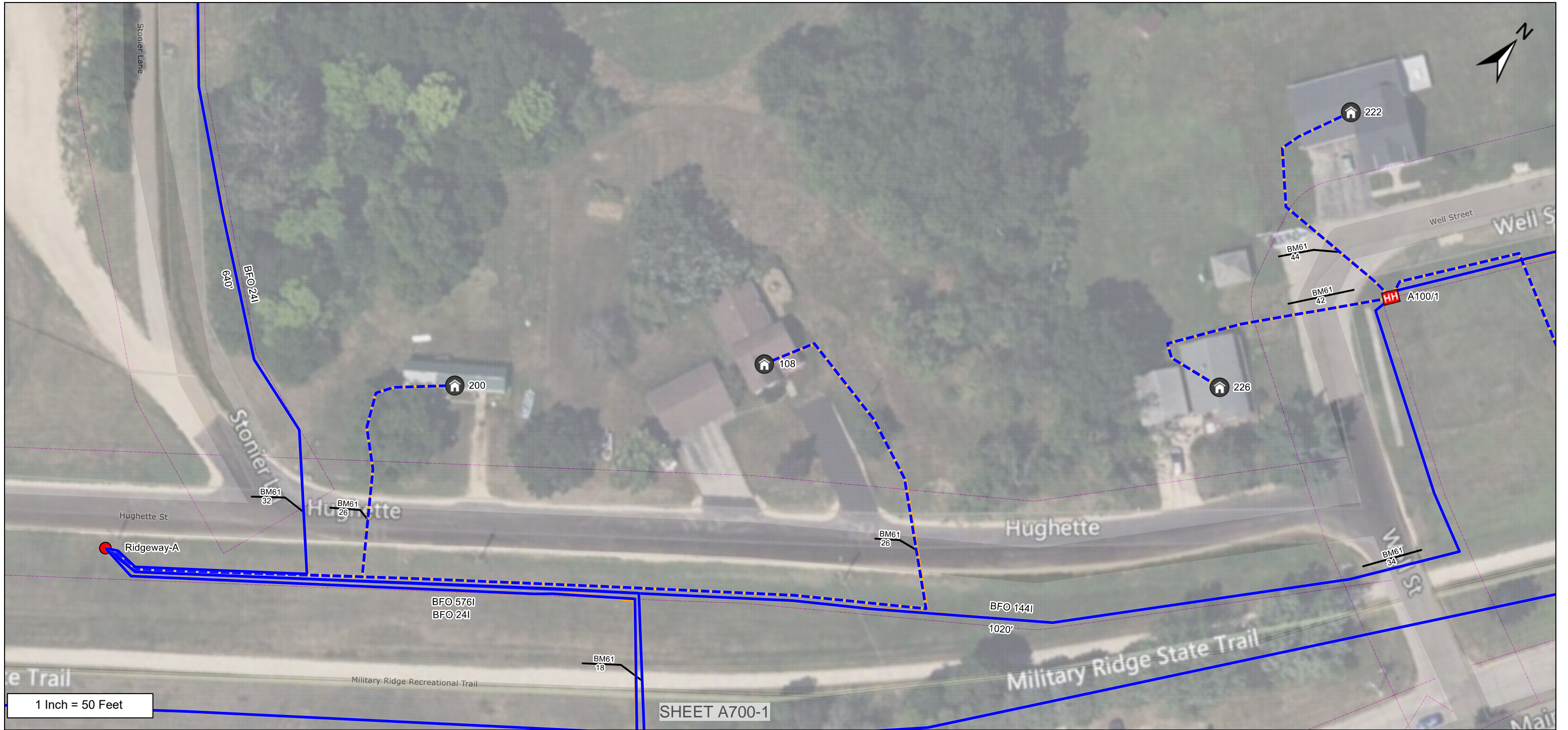
PROJECT LOCATION

LEGEND

- Proposed Buried Cable
- Existing Buried Tel Cable
- △ Existing Pedestal
- ▲ New Pedestal
- Repeater
- Handhole
- Manhole
- ⊕ Proposed Cable Warning Sign (w/Directional Arrow)
- ⊙ Power Pole
- ⊙ Telephone Pole
- ← Down Guy/Anchor
- ↑ Signs
- ⊙ Light Pole
- Windmill
- PI Property Pin
- RW Right-of-Way Post
- ☁ Deciduous Tree
- ☆ Evergreen Tree - Natural
- ☆ Evergreen Tree - Landscape Variety
- ⊙ Bushes/Schrubs
- 🌿 Brush
- 🌿 Brush/Tree Line
- ⚡ Marshland
- FO—FO— Buried Fiber Optic
- Tv—Tv— Buried CATV
- P—P— Buried Power
- G—G— Gas Line
- S—S— Septic Line
- SAN—SAN— Sanitary Sewer
- ST—ST— Storm Sewer
- W—W— Water Line
- ▭ Compaction/Directional Bore
- ▭ Culvert
- ⌒ Bridge
- x—x— Fence
- ⊙ Rocks/Stones
- ▭ Retaining Wall

**CAUTION!** BURIED UTILITIES IN AREA, CALL 800-242-8511 FOR LOCATIONS.





SHEET A100-2

From	To	PType	Units	Feet	BM	BM	HO	NID	Remarks
A	A		BFOV(1.25")D	114	61	50			
A	A: A100/1	BHF(30x48x30)	BFO 1441	1020	2	1	53LS	1	1
	A: A100/1		BFOV(1.25")	900	53	1			
	A: A100/1				61	76			
A	200		BFOV(1.0")	142	61	26			ONT
	200		SEBF 4I	360	83	1			
200 Hughitt St	200		BFOV(1.0")D	148					
A	108		BFOV(1.0")	188	61	26			ONT
	108		SEBF 4I	710	83	1			

As Staked  
Mt. Horeb Telephone Co.

Name: A100-1  
 WO: Ridgeway Village  
 Exch: Ridgeway  
 State: WI  
 County: Iowa  
 Twsp: 6N Range: 4E  
 Section: 14 Route: A100

Staked By: DEC Date: 2/15/2023

From	To	PType	Units	Feet	BM	BM	HO	NID	Remarks
108 Hughitt St	108		BFOV(1.0")D	452					
A100/1	226		BFOV(1.0")	170	83	1			ONT
	226		SEBF 4I	240					
A100/1	222		BFOV(1.0")	154	61	44			ONT
	222		SEBF 4I	224	83	1			

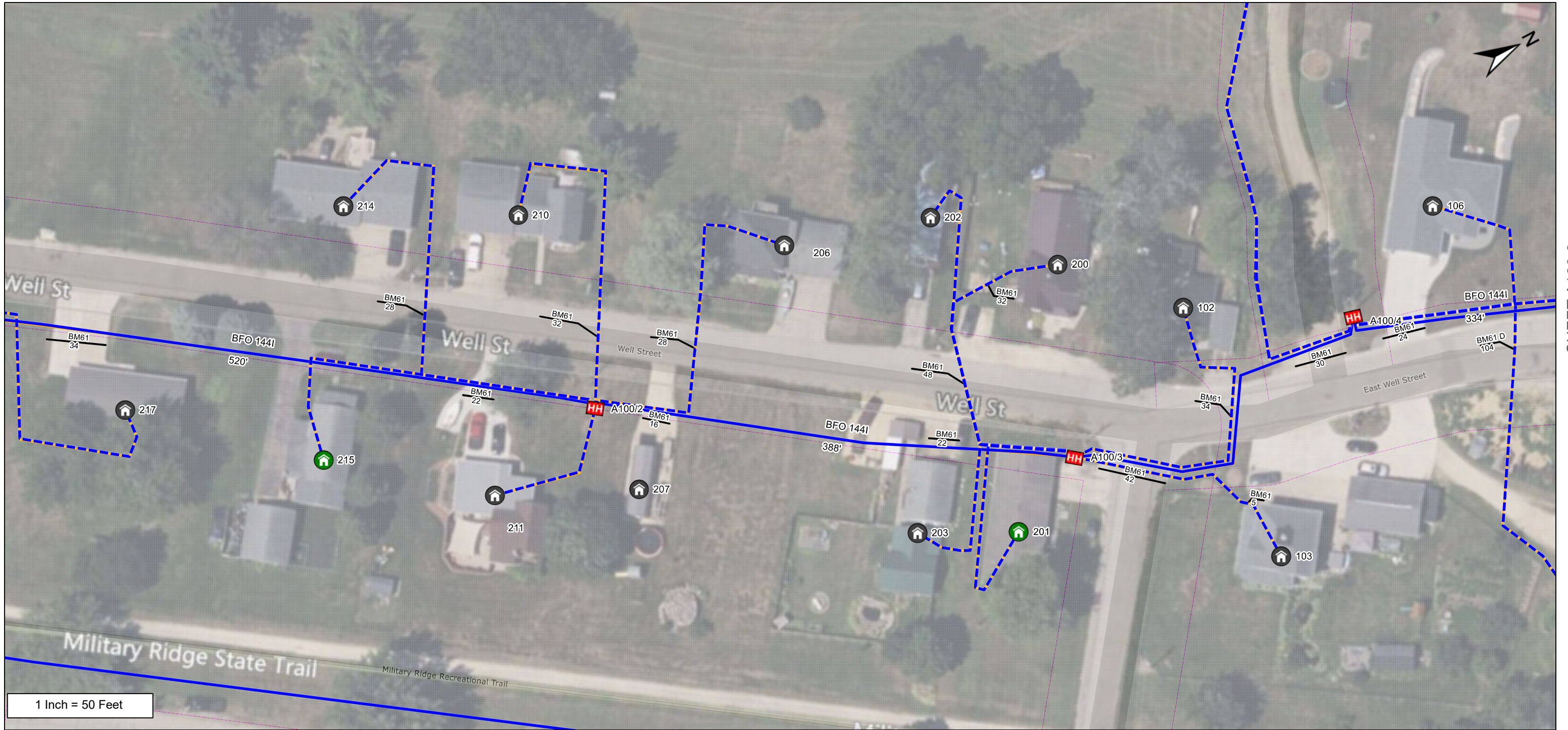
**As Staked**  
Mt. Horeb Telephone Co.

Name: A100-1  
 WO: Ridgeway Village  
 Exch: Ridgeway  
 State: WI  
 County: Iowa  
 Twsp: 6N Range: 4E  
 Section: 14 Route: A100

Staked By: DEC Date: 2/15/2023

SHEET A100-1

SHEET A100-3



1 Inch = 50 Feet

From	To	PType	Units	Feet	BM	HO	NID	Remarks
(A100/1)	A: A100/2	BHF(30x48x30)	BFO 144I	520	2	1	1	
	A: A100/2		BFOV(1.25")	400				
A100/2	A: A100/3	BHF(30x48x30)	BFO 144I	388	2	1	1	
	A: A100/3		BFOV(1.25")	268	61	76		
A100/3	A: A100/4	BHF(30x48x30)	BFO 144I	334	2	1	1	
	A: A100/4		BFOV(1.25")	214	61	54		
(A100/1)	217		BFOV(1.0")	158	61	34		ONT
	217		SEBF 4I	304	83	1		
217 Wells St	217		BFOV(1.0")D	76				

As Staked	
Mt. Horeb Telephone Co.	
Name:	A100-2
WO:	Ridgeway Village
Exch:	Ridgeway
State:	WI
County:	lowa
Twsp:	6N Range: 4E
Section:	11 Route: A100
Staked By:	DEC Date: 2/15/2023

From	To	PType	Units	Feet	BM		HO		NID	Remarks
A100/2	215		BFOV(1.0")	57	83	1			ONT	
	215		SEBF 4I	286						
215 Wells St	215		BFOV(1.0")D	159						
A100/2	214		BFOV(1.0")	175	61	28			ONT	
	214		SEBF 4I	344	83	1				
214 Wells St	214		BFOV(1.0")D	99						
A100/2	211		BFOV(1.0")	112	61	22			ONT	
	211		SEBF 4I	182	83	1				
A100/2	210		BFOV(1.0")	200	61	32			ONT	
	210		SEBF 4I	270	83	1				
	207				61	16			ONT	
	207				83	1				
A100/2	206		BFOV(1.0")	150	61	28			ONT	
	206		SEBF 4I	274	83	1				
206 Wells St	206		BFOV(1.0")D	54						
A100/3	203		BFOV(1.0")	92	61	22			ONT	
	203		SEBF 4I	216	83	1				
203 Wells St	203		BFOV(1.0")D	54						
A100/3	202		BFOV(1.0")	99	61	48			ONT	
	202		SEBF 4I	288	83	1				
202 Wells St	202		BFOV(1.0")D	65						
A100/3	103		BFOV(1.0")	132	61	5			ONT	
	103		SEBF 4I	202	83	1				
A100/3	102		BFOV(1.0")	40	61	16			ONT	
	102		SEBF 4I	190	83	1				
102 Wells St	102		BFOV(1.0")D	80						
A100/4	106		BFOV(1.0")	90	83	1			ONT	
	106		SEBF 4I	248						
106 E Wells St	106		BFOV(1.0")D	88						
A100/3	200		BFOV(1.0")	70	61	32			ONT	
	200		SEBF 4I	260	83	1				
200 Wells St	200		BFOV(1.0")D	120						
A100/3	201		BFOV(1.0")	122	83	1			ONT	
	201		SEBF 4I	240						
201 Wells St	201		BFOV(1.0")D	48						

As Staked  
Mt. Horeb Telephone Co.

Name: A100-2  
 WO: Ridgeway Village  
 Exch: Ridgeway  
 State: WI  
 County: Iowa  
 Twsp: 6N Range: 4E  
 Section: 11 Route: A100

Staked By: DEC Date: 2/15/2023

SHEET A100-2

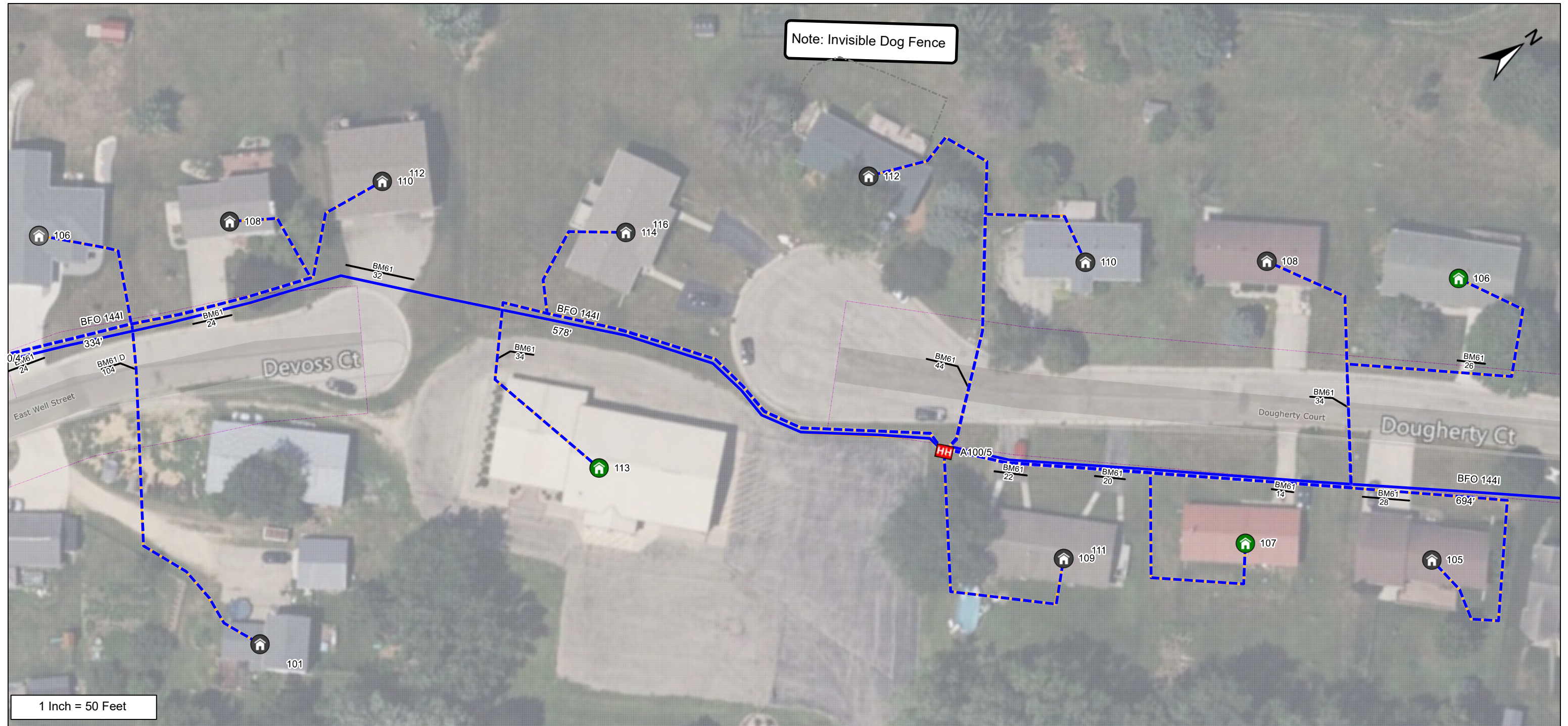


From	To	PType	Units	Feet	BM	NID	Remarks
(A100/4)	102		BFOV(1.0")	270	83	1	ONT
	102		SEBF 4I	620			
102 E Wells St	102		BFOV(1.0")D	280			
(A100/4)	104		BFOV(1.0")	538	61D	56	ONT
	104		SEBF 4I	888	83	1	
104 E Wells St	104		BFOV(1.0")D	280			

As Staked  
 Mt. Horeb Telephone Co.  
 Name: A100-2.1  
 WO: Ridgeway Village  
 Exch: Ridgeway  
 State: WI  
 County: Iowa  
 Twsp: 6N Range: 4E  
 Section: 11 Route: A100  
 Staked By: DEC Date: 2/14/2023

SHEET A100-2

SHEET A100-4



Note: Invisible Dog Fence



1 Inch = 50 Feet

From	To	PType	Units	Feet	BM		HO		NID	Remarks
(A100/4)	A: A100/5	BHF(30x48x30)	BFO 144I	686	2	1	1	1		
	A: A100/5		BFOV(1.25")	566	61	44				
(A100/4)	101		BFOV(1.0")	212	61D	104			ONT	
	101		SEBF 4I	370	83	1				
101 E Wells St	101		BFOV(1.0")D	88						
(A100/4)	110		BFOV(1.0")	82	61	32			ONT	
	110		SEBF 4I	336	83	1				
110 E Wells St	110		BFOV(1.0")D	184						
(A100/4)	108		BFOV(1.0")	74	61	24			ONT	

As Staked  
 Mt. Horeb Telephone Co.  
 Name: A100-3  
 WO: Ridgeway Village  
 Exch: Ridgeway  
 State: WI  
 County: Iowa  
 Twsp: 6N Range: 4E  
 Section: 11 Route: A100  
 Staked By: DEC Date: 2/15/2023

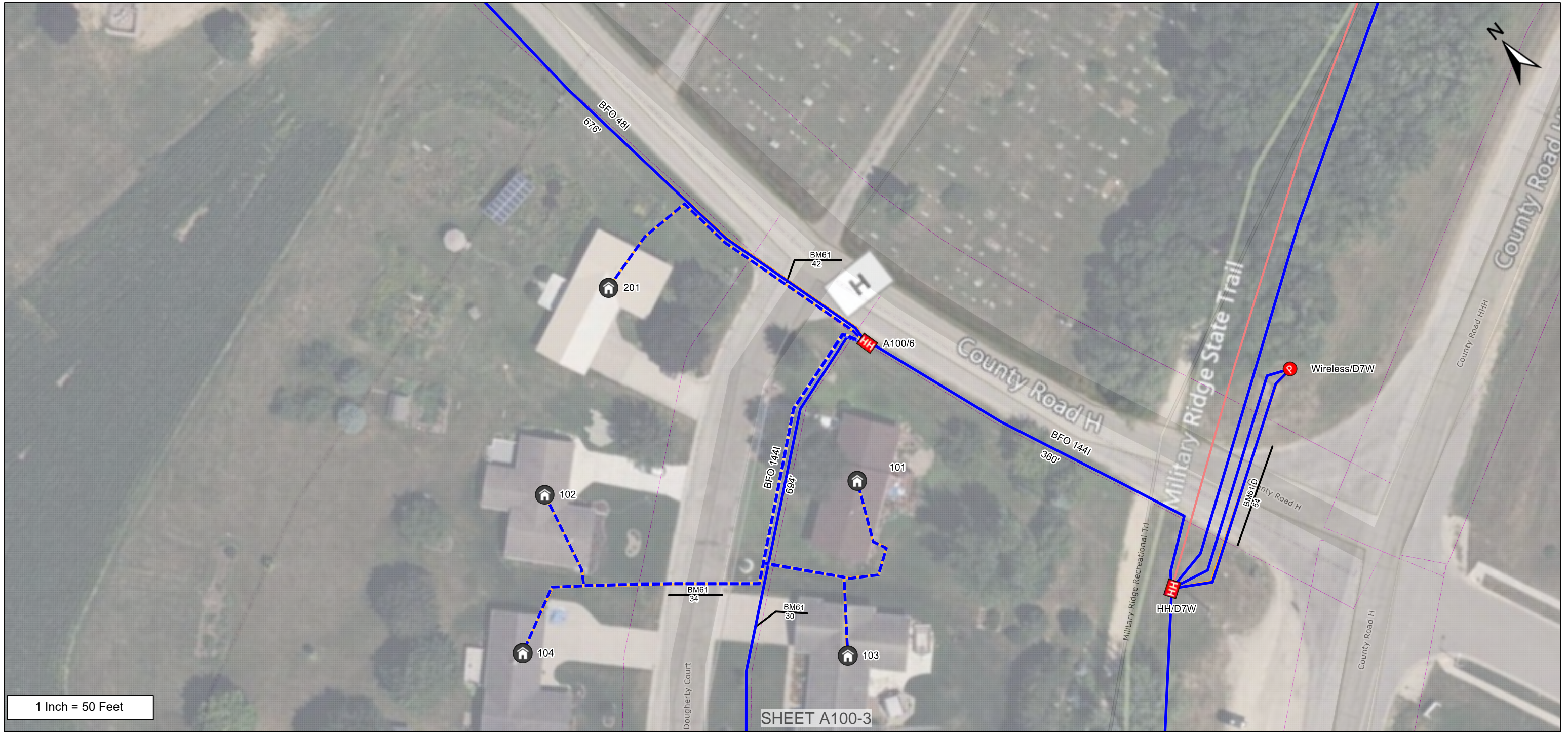
SHEET A100-2

From	To	PType	Units	Feet	BM		HO		NID	Remarks
	108		SEBF 4I	328	83	1				
108 E Wells St	108		BFOV(1.0")D	184						
A100/5	116		BFOV(1.0")	79	83	1			ONT	
	116		SEBF 4I	390						
116 Dougherty Ct	116		BFOV(1.0")D	241						
A100/5	113		BFOV(1.0")	128	61	34			ONT	
	113		SEBF 4I	452	72	4				
113 Dougherty Ct	113		BFOV(1.0")D	254	83	1				
A100/5	112		BFOV(1.0")	145	83	1			ONT	
	112		SEBF 4I	350						
112 Dougherty Ct	112		BFOV(1.0")D	135						
A100/5	110		BFOV(1.0")	71	83	1			ONT	
	110		SEBF 4I	276						
110 Dougherty Ct	110		BFOV(1.0")D	135						
A100/5	109		BFOV(1.0")	162	61	42			ONT	
	109		SEBF 4I	232	83	1				
A100/5	108		BFOV(1.0")	84	61	34			ONT	
	108		SEBF 4I	444	83	1				
108 Dougherty Ct	108		BFOV(1.0")D	290						
A100/5	107		BFOV(1.0")	131	61	14			ONT	
	107		SEBF 4I	314	83	1				
107 Dougherty Ct	107		BFOV(1.0")D	113						
A100/5	106		BFOV(1.0")	166	61	26			ONT	
	106		SEBF 4I	526	83	1				
106 Dougherty Ct	106		BFOV(1.0")D	290						
A100/5	105		BFOV(1.0")	136	61	28			ONT	
	105		SEBF 4I	498	83	1				
105 Dougherty Ct	105		BFOV(1.0")D	292						

As Staked  
Mt. Horeb Telephone Co.

Name: A100-3  
 WO: Ridgeway Village  
 Exch: Ridgeway  
 State: WI  
 County: Iowa  
 Twsp: 6N Range: 4E  
 Section: 11 Route: A100

Staked By: DEC Date: 2/15/2023



SHEET A100-3

1 Inch = 50 Feet

From	To	PType	Units	Feet	BM	BM	HO	NID	Remarks
(A100/5)	A: A100/6	BHF(30x48x30)	BFO 144I	694	2	1	53LS	1	1
	A: A100/6		BFOV(1.25")	574	53	1			
	A: A100/6				61	42			
A100/6	Barneveld DLC: HH/D7W		BFO 144I	360	61D	54			
	Barneveld DLC: HH/D7W		BFOV(1.25")	240					
HH/D7W	Dodgeville CO: Wireless/D7W		BFO 144I	268					
	Dodgeville CO: Wireless/D7W		BFOV(1.25")	148					
A100/6	104		BFOV(1.0")	72	61	34		ONT	
	104		SEBF 4I	384	83	1			

**As Staked**  
 Mt. Horeb Telephone Co.  
 Name: A100-4  
 WO: Ridgeway Village  
 Exch: Ridgeway  
 State: WI  
 County: Iowa  
 Twsp: 6N Range: 4E  
 Section: 11 Route: A100  
 Staked By: DEC Date: 2/14/2023

From	To	PType	Units	Feet	BM	BM	HO	NID	Remarks
104 Dougherty Ct	104		BFOV(1.0")D	242					
A100/6	103		BFOV(1.0")	45	61	30			ONT
	103		SEBF 4I	306	83	1			
103 Dougherty Ct	103		BFOV(1.0")D	191					
A100/6	102		BFOV(1.0")	68	83	1			ONT
	102		SEBF 4I	380					
102 Dougherty Ct	102		BFOV(1.0")D	242					
A100/6	101		BFOV(1.0")	70	83	1			ONT
	101		SEBF 4I	332					
101 Dougherty Ct	101		BFOV(1.0")D	192					
A100/6	201		BFOV(1.0")	62	83	1			ONT
	201		SEBF 4I	260					
201 Dougherty Ct	201		BFOV(1.0")D	128					

As Staked  
Mt. Horeb Telephone Co.

Name: A100-4  
 WO: Ridgeway Village  
 Exch: Ridgeway  
 State: WI  
 County: Iowa  
 Twsp: 6N Range: 4E  
 Section: 11 Route: A100

Staked By: DEC Date: 2/14/2023



SHEET DEFFERED

SHEET A105-2

SHEET A100-1



1 Inch = 50 Feet

From	To	PType	Units	Feet	BM		Remarks
(A)	A: A105/1	BDO5	BFO 24I	640	2	1	
	A: A105/1		BFOV(1.25")	456			
A105/1	A: A105/2	BDO5	BFO 24I	650	2	1	
	A: A105/2		BFOV(1.25")	630			

As Staked  
 Mt. Horeb Telephone Co.  
 Name: A105-1  
 WO: Ridgeway Village  
 Exch: Ridgeway  
 State: WI  
 County: Iowa  
 Twsp: 6N Range: 4E  
 Section: 14 Route: A105  
 Staked By: DEC Date: 2/14/2023

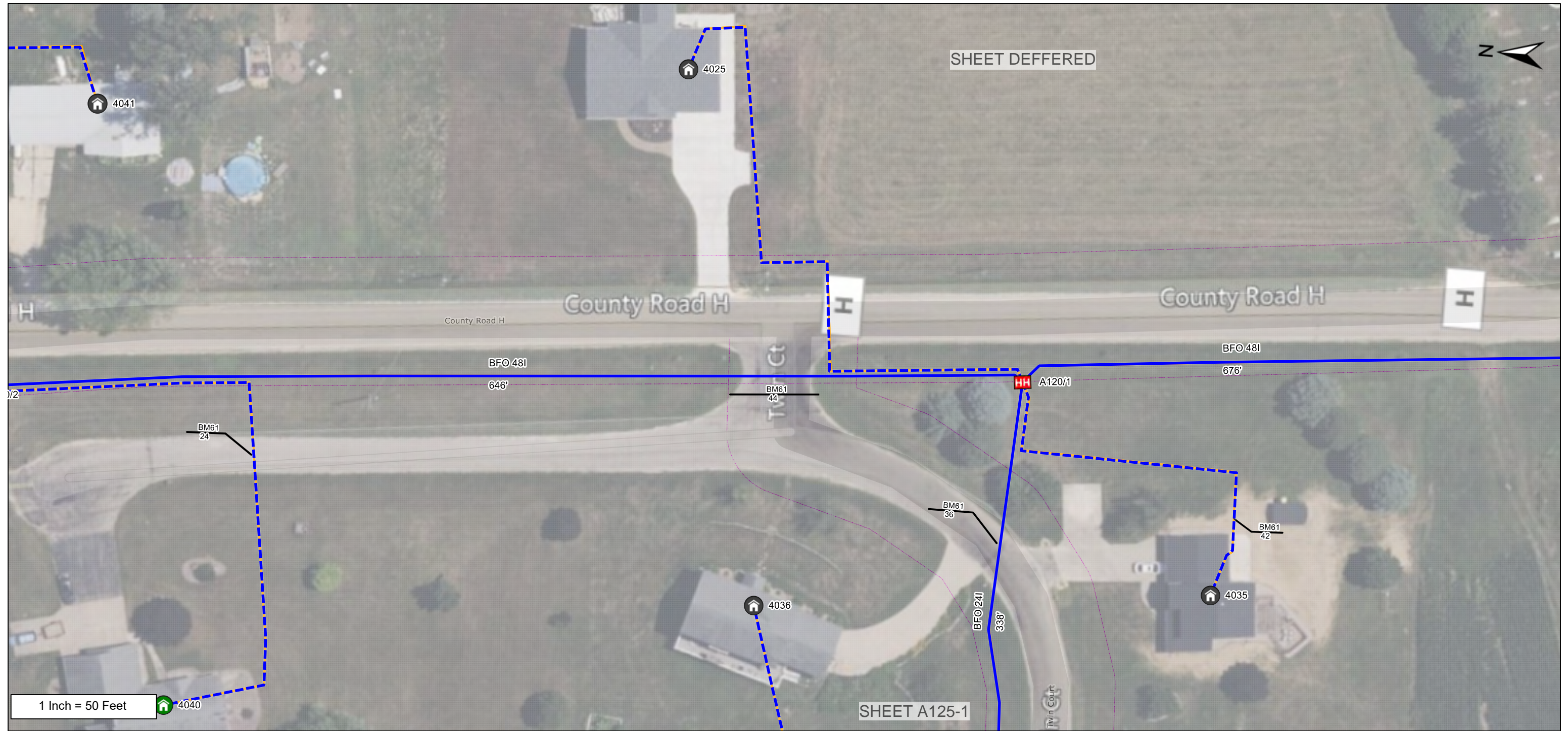


1 Inch = 80 Feet

From	To	PType	Units	Feet	BM	NID	Remarks
(A105/2)	101		BFOV(1.0")	823	61, 26	ONT	
	101		SEBF 4I	892	83, 1		
101 Edl Ln	101		BFOV(1.0")D	49			
(A105/2)	101		BFOV(1.0")	1230	83, 1	ONT	
	101		SEBF 4I	1250			

As Staked  
 Mt. Horeb Telephone Co.  
 Name: A105-2  
 WO: Ridgeway Village  
 Exch: Ridgeway  
 State: N/A  
 County: N/A  
 Twsp: 6N Range: 4E  
 Section: 10 Route: A105  
 Staked By: DEC Date: 2/14/2023

SHEET A105-1



From	To	PType	Units	Feet	BM	BM	HO	NID	Remarks
(A100/6)	A: A120/1	BHF(30x48x30)	BFO 48I	676	2	1	53LS	1	1
	A: A120/1		BFOV(1.25")	556	53	1			
	A: A120/1				61	80			
A120/1	4035		BFOV(1.0")	194	61	42			ONT
	4035		SEBF 4I	304	83	1			
4035 Twin Ct	4035		BFOV(1.0")D	40					
A120/1	4025		BFOV(1.0")	380	83	1			ONT
	4025		SEBF 4I	450					
(A125/1)	4036		BFOV(1.0")	202	83	1			ONT

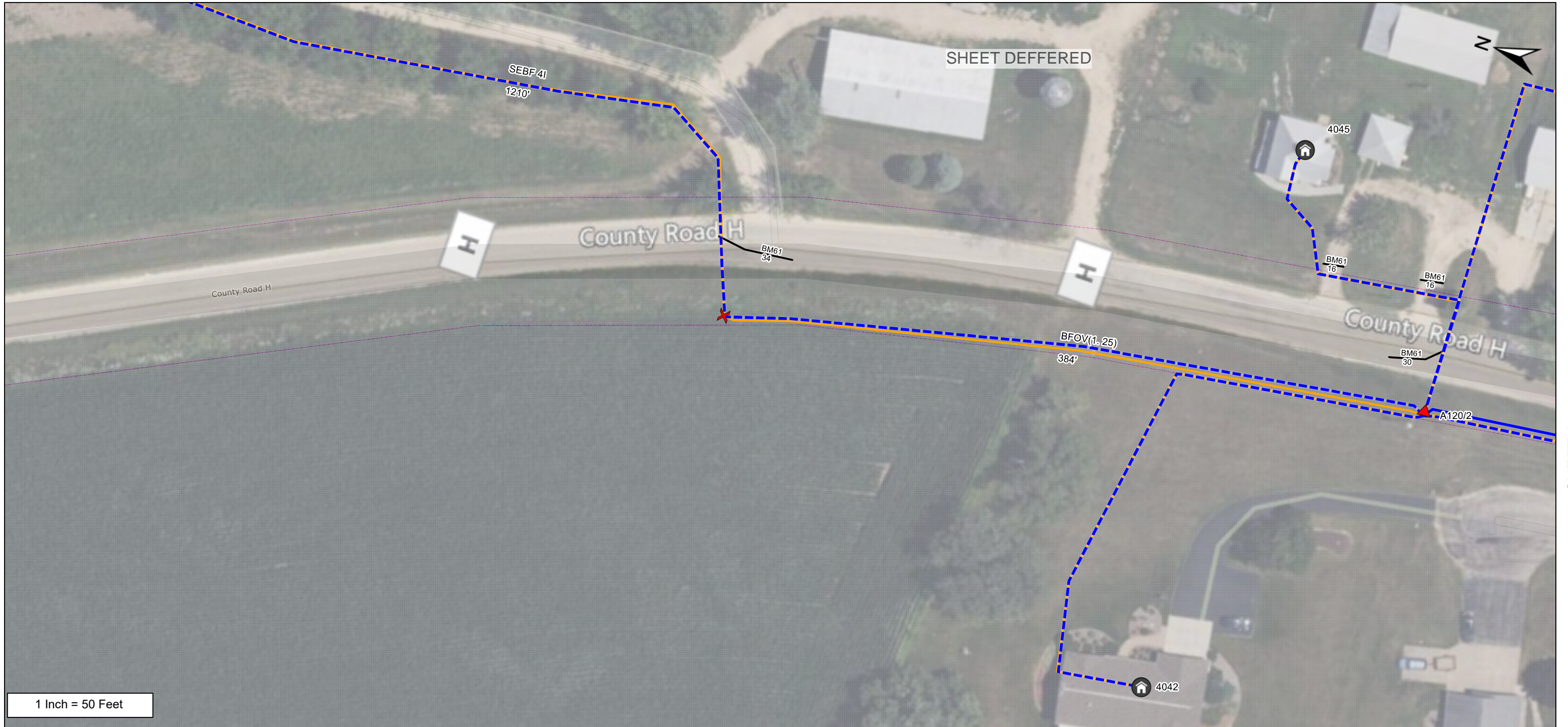
As Staked  
 Mt. Horeb Telephone Co.  
 Name: A120-1  
 WO: Ridgeway Village  
 Exch: Ridgeway  
 State: WI  
 County: Iowa  
 Twsp: 6N Range: 4E  
 Section: 11 Route: A120  
 Staked By: DEC Date: 2/14/2023

From	To	PType	Units	Feet	BM	BM	HO	NID	Remarks
	4036		SEBF 4I	222					
(A120/2)	4040		BFOV(1.0")	228	61	24			ONT
	4040		SEBF 4I	392	83	1			
4040 Twin Ct	4040		BFOV(1.0")D	144					
(A120/2)	4041		BFOV(1.0")	210	61	30			ONT
	4041		SEBF 4I	292	83	1			
4041 County Road H	4041		BFOV(1.0")D	62					

As Staked  
Mt. Horeb Telephone Co.

Name: A120-1  
 WO: Ridgeway Village  
 Exch: Ridgeway  
 State: WI  
 County: Iowa  
 Twsp: 6N Range: 4E  
 Section: 11 Route: A120

Staked By: DEC Date: 2/14/2023



From	To	PType	Units	Feet	BM	NID	Remarks
A120/2	A: X@A120/2		BFOV(1.25")	384			
(A120/1)	A: A120/2	BDO5	BFO 48I	646	2	1	
	A: A120/2		BFOV(1.25")	576			
A120/2	4045		BFOV(1.0")	164	61	32	ONT
	4045		SEBF 4I	246	83	1	
4045 County Road H	4045		BFOV(1.0")D	62			
A120/2	4042		BFOV(1.0")	230	83	1	ONT
	4042		SEBF 4I	380			
4042 Twin Ct	4042		BFOV(1.0")D	130			

**As Staked**  
 Mt. Horeb Telephone Co.  
 Name: A120-2  
 WO: Ridgeway Village  
 Exch: Ridgeway  
 State: WI  
 County: Iowa  
 Twsp: 6N Range: 4E  
 Section: 11 Route: A120  
 Staked By: DEC Date: 2/14/2023

SHEET A120-1

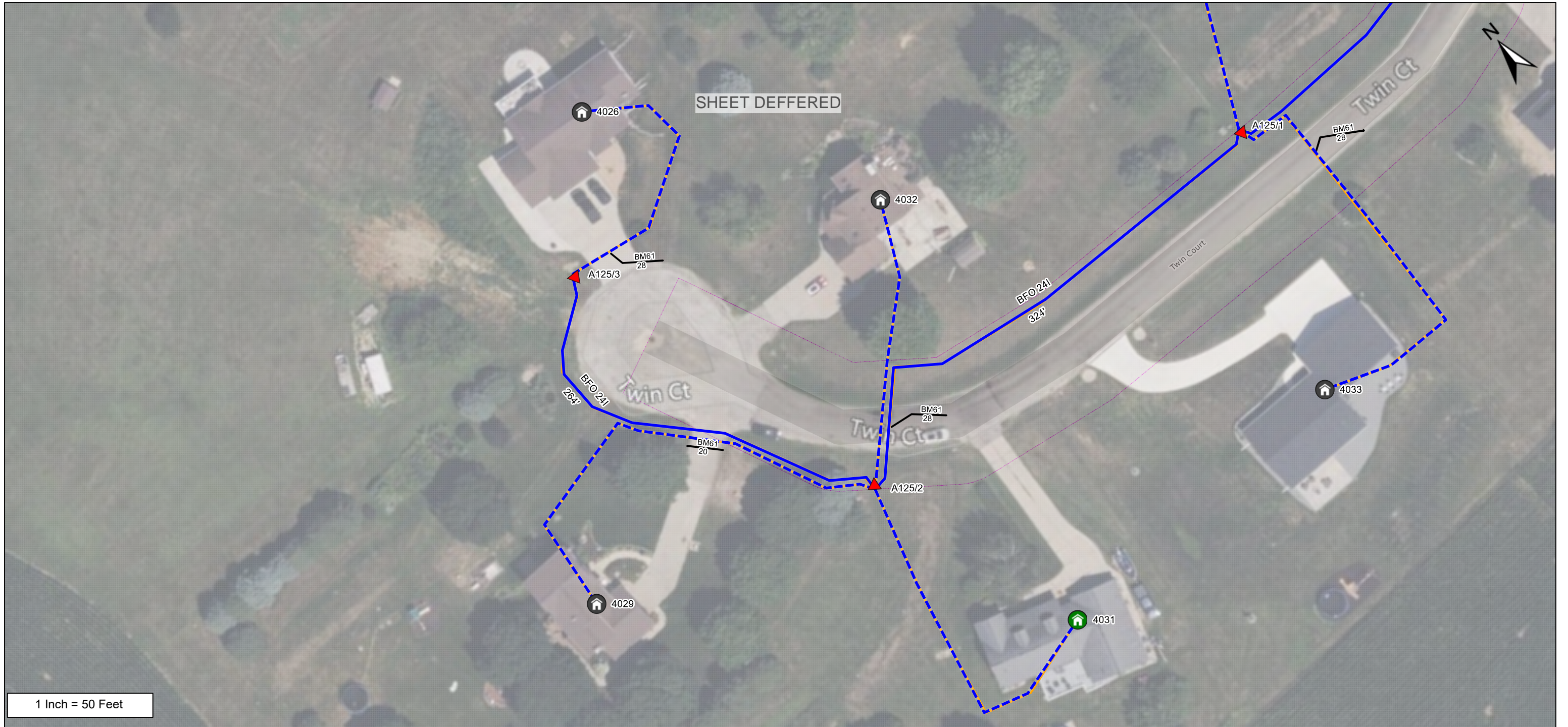


1 Inch = 50 Feet

From	To	PType	Units	Feet	BM		NID	Remarks
(X@A120/2)	4057		BFOV(1.0")	804	61	34	ONT	
(A120/2)	4057		SEBF 4I	1210	83	1		
4057 County Road H	4057		BFOV(1.0")D	386				

As Staked  
 Mt. Horeb Telephone Co.  
 Name: A120-2.1  
 WO: Ridgeway Village  
 Exch: Ridgeway  
 State: WI  
 County: Iowa  
 Twsp: 6N Range: 4E  
 Section: 11 Route: A120  
 Staked By: DEC Date: 2/14/2023

SHEET A120-2



1 Inch = 50 Feet

From	To	PType	Units	Feet	BM	NID	Remarks
(A120/1)	A: A125/1	BDO5	BFO 24I	338	2	1	
	A: A125/1		BFOV(1.25")	268			
A125/1	A: A125/2	BDO5	BFO 24I	324	2	1	
	A: A125/2		BFOV(1.25")	304			
A125/2	A: A125/3	BDO5	BFO 24I	264	2	1	
	A: A125/3		BFOV(1.25")	244			
A125/1	4033		BFOV(1.0")	220	61	28	ONT
	4033		SEBF 4I	270	83	1	
4033 Twin Ct	4033		BFOV(1.0")D	30			

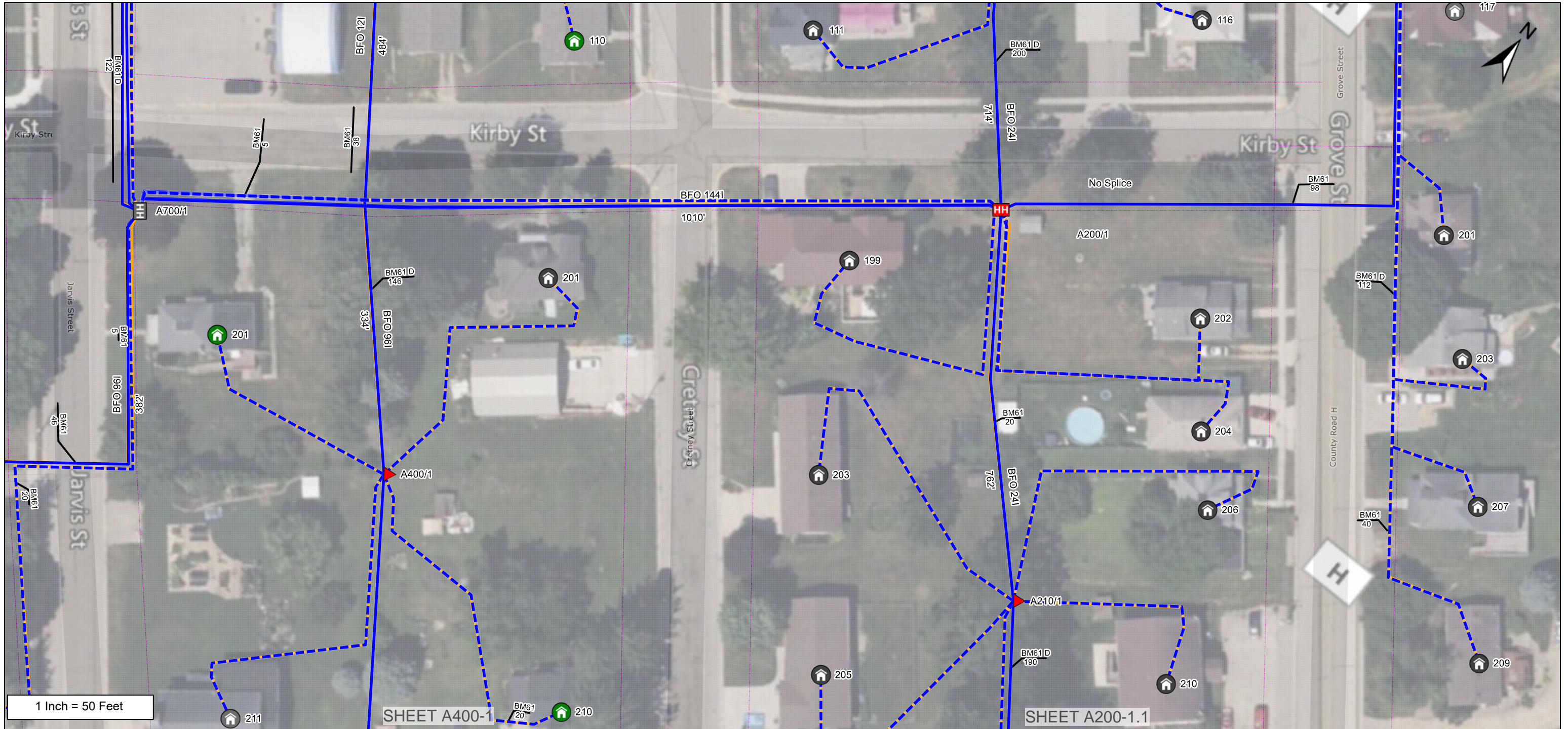
As Staked  
 Mt. Horeb Telephone Co.  
 Name: A125-1  
 WO: Ridgeway Village  
 Exch: Ridgeway  
 State: WI  
 County: Iowa  
 Twsp: 6N Range: 4E  
 Section: 11 Route: A125  
 Staked By: DEC Date: 2/14/2023

From	To	PType	Units	Feet	BM		NID	Remarks
A125/2	4032		BFOV(1.0")	94	61	28	ONT	
	4032		SEBF 4I	180	83	1		
4032 Twin Ct	4032		BFOV(1.0")D	66				
A125/2	4031		BFOV(1.0")	210	83	1	ONT	
	4031		SEBF 4I	230				
A125/2	4029		BFOV(1.0")	119	61	20	ONT	
	4029		SEBF 4I	288	83	1		
4029 Twin Ct	4029		BFOV(1.0")D	149				
A125/3	4026		BFOV(1.0")	162	61	28	ONT	
	4026		SEBF 4I	182	83	1		

**As Staked**  
Mt. Horeb Telephone Co.

Name: A125-1  
 WO: Ridgeway Village  
 Exch: Ridgeway  
 State: WI  
 County: Iowa  
 Twsp: 6N Range: 4E  
 Section: 11 Route: A125

Staked By: DEC Date: 2/14/2023



From	To	PType	Units	Feet	BM	NID	Remarks
(A700/1)	A: A200/1	BHF(24x36x30)	BFO 144I	536	61 20		
	A: A200/1		BFO 24I	536	61D 200		
	A: A200/1		BFO 24I	536			
	A: A200/1		BFOV(1.0")D	466			
	A: A200/1		BFOV(1.0")D	468			
	A: A200/1		BFOV(1.0")D	468			
	A: A200/1		BFOV(1.25")	474			
	A: A200/1		BFOV(1.25")	474			
	A: A200/1		BFOV(1.25")	474			

As Staked  
 Mt. Horeb Telephone Co.  
 Name: A200-1  
 WO: Ridgeway Village  
 Exch: Ridgeway  
 State: WI  
 County: Iowa  
 Twsp: 6N Range: 4E  
 Section: 14 Route: A200  
 Staked By: DEC Date: 2/14/2023

From	To	PType	Units	Feet	BM		NID	Remarks
	A: A200/1		SEBF 4I	528				
	A: A200/1		SEBF 4I	528				
	A: A200/1		SEBF 4I	528				
A200/1	A: A210/1	BDO5	BFO 24I	226	2	1		
	A: A210/1		BFOV(1.25")	216				
(A700/1)	A: A400/1	BDO5	BFO 96I	352	2	1		
	A: A400/1		BFOV(1.25")	160	61D	146		
A400/1	201		BFOV(1.0")	126	61	5	ONT	201 Jarvis St.
	201		SEBF 4I	146	83	1		201 Jarvis St.
(A405/1)	110		BFOV(1.0")	134	83	1	ONT	
	110		SEBF 4I	304				
110 Cretney St	110		BFOV(1.0")D	150				
(A205/1)	111		BFOV(1.0")	110	83	1	ONT	
	111		SEBF 4I	198				
111 Cretney St	111		BFOV(1.0")D	68				
(A205/1)	116		BFOV(1.0")	115	83	1	ONT	
	116		SEBF 4I	170				
116 Grove St	116		BFOV(1.0")D	35				
A400/1	201		BFOV(1.0")	194	83	1	ONT	201 Kirby St.
	201		SEBF 4I	214				201 Kirby St.
A200/1	199		BFOV(1.0")	135	83	1	ONT	
	199		SEBF 4I	238				
199 Kirby St	199		BFOV(1.0")D	93				
(A200/2)	201		BFOV(1.0")	55	83	1	ONT	201 Grove St.
	201		SEBF 4I	296				201 Grove St.
201 Grove St	201		BFOV(1.0")D	171				201 Grove St.
A200/1	202		BFOV(1.0")	34	83	1	ONT	
	202		SEBF 4I	242				
202 Grove St	202		BFOV(1.0")D	198				
A210/1	203		BFOV(1.0")	208	83	1	ONT	203 Cretney St.
	203		SEBF 4I	228				203 Cretney St.
(A200/2)	203		BFOV(1.0")	74	61D	112	ONT	203 Grove St.
	203		SEBF 4I	436	83	1		203 Grove St.
203 Grove St	203		BFOV(1.0")D	292				203 Grove St.
A200/1	204		BFOV(1.0")	50	83	1	ONT	
	204		SEBF 4I	258				
204 Grove St	204		BFOV(1.0")D	198				
A210/1	205		BFOV(1.0")	182	83	1	ONT	
	205		SEBF 4I	202				

As Staked  
Mt. Horeb Telephone Co.

Name: A200-1  
 WO: Ridgeway Village  
 Exch: Ridgeway  
 State: WI  
 County: Iowa  
 Twsp: 6N Range: 4E  
 Section: 14 Route: A200

Staked By: DEC Date: 2/14/2023

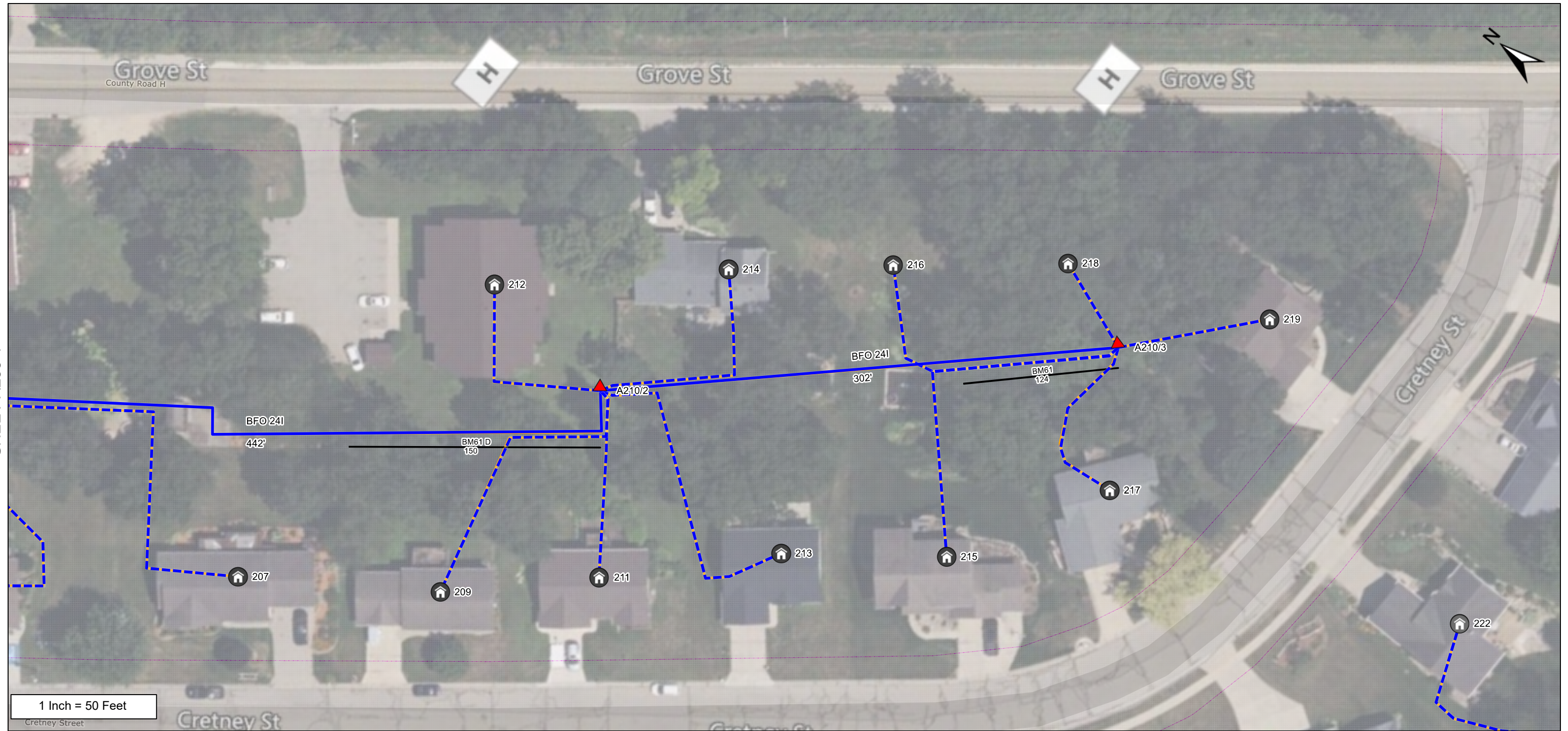
From	To	PType	Units	Feet	BM		NID	Remarks
A210/1	206		BFOV(1.0")	226	83	1	ONT	
	206		SEBF 4I	246				
(A200/2)	207		BFOV(1.0")	64	83	1	ONT	
	207		SEBF 4I	460				
207 Grove St	207		BFOV(1.0")D	326				
(A200/2)	209		BFOV(1.0")	148	61	40	ONT	
	209		SEBF 4I	544	83	1		
209 Grove St	209		BFOV(1.0")D	327				
A210/1	210		BFOV(1.0")	136	61D	340	ONT	210 Grove St.
	210		SEBF 12I	156	83	1		210 Grove St.
A400/1	210		BFOV(1.0")	160	61	20	ONT	210 Park St.
	210		SEBF 4I	216	83	1		210 Park St.
210 Park St	210		BFOV(1.0")D	36				210 Park St.

As Staked  
Mt. Horeb Telephone Co.

Name: A200-1  
 WO: Ridgeway Village  
 Exch: Ridgeway  
 State: WI  
 County: Iowa  
 Twsp: 6N Range: 4E  
 Section: 14 Route: A200

Staked By: DEC Date: 2/14/2023

SHEET A200-1



1 Inch = 50 Feet

From	To	PType	Units	Feet	BM	NID	Remarks
(A210/1)	A: A210/2	BDO5	BFO 24I	442	2	1	
	A: A210/2		BFOV(1.25")	422			
A210/2	A: A210/3	BDO5	BFO 24I	302	2	1	
	A: A210/3		BFOV(1.25")	282	61	124	
(A210/1)	207		BFOV(1.0")	104	83	1	ONT
207 Cretney St	207		BFOV(1.0")D	180			
(A210/1)	207		SEBF 4I	304			
A210/2	209		BFOV(1.0")	92	83	1	ONT
	209		SEBF 4I	192			

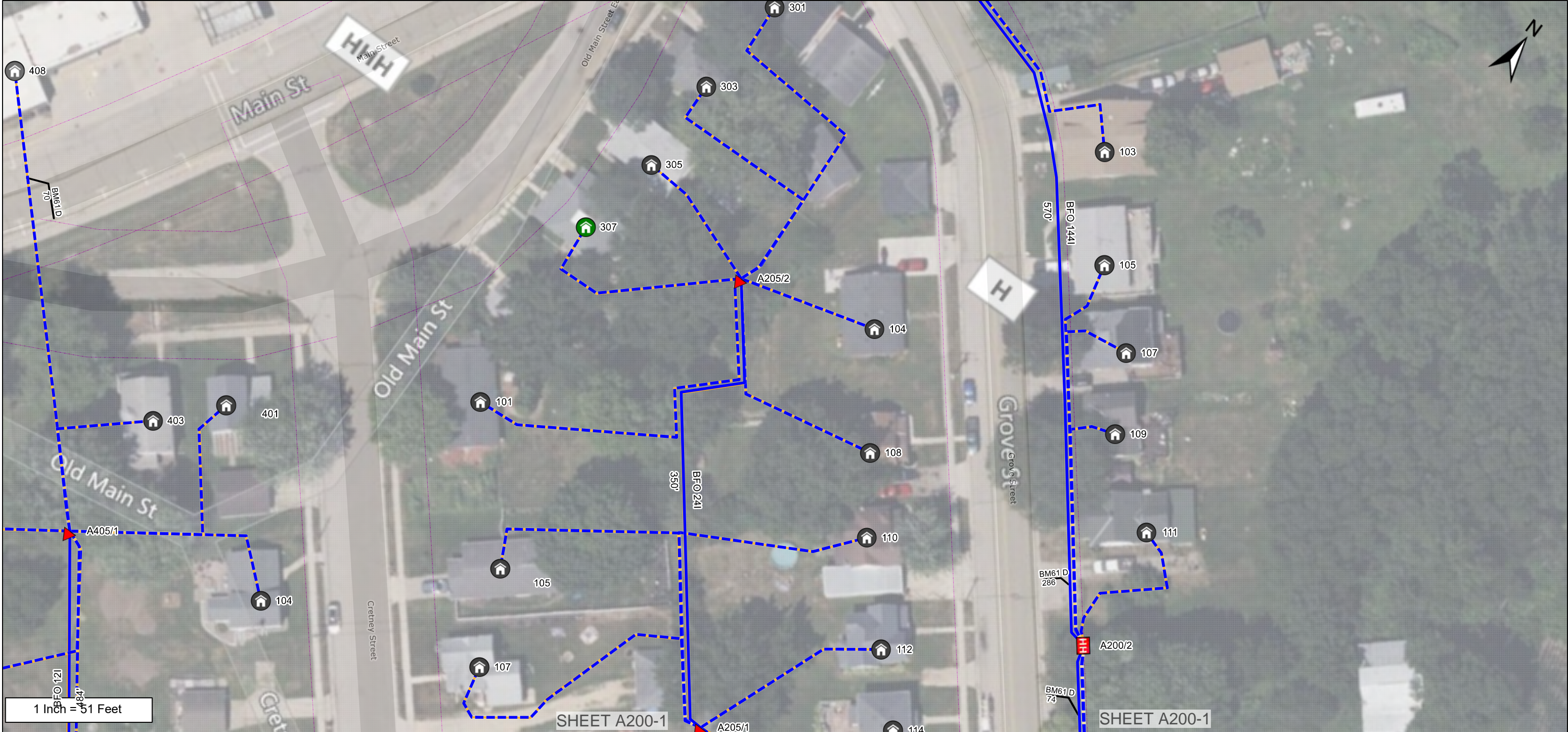
As Staked  
 Mt. Horeb Telephone Co.  
 Name: A200-1.1  
 WO: Ridgeway Village  
 Exch: Ridgeway  
 State: WI  
 County: Iowa  
 Twsp: 6N Range: 4E  
 Section: 14 Route: A200  
 Staked By: DEC Date: 2/15/2023

From	To	PType	Units	Feet	BM	NID	Remarks
209 Cretney St	209		BFOV(1.0")D	80			
A210/2	211		BFOV(1.0")	77	83	1	ONT
	211		SEBF 4I	124			
211 Cretney St	211		BFOV(1.0")D	27			
A210/2	212		BFOV(1.0")	112	83	1	ONT
	212		SEBF 12I	132			
A210/2	213		BFOV(1.0")	151	83	1	ONT
	213		SEBF 4I	200			
213 Cretney St	213		BFOV(1.0")D	29			
A210/2	214		BFOV(1.0")	57	83	1	ONT
	214		SEBF 4I	152			
214 Grove St	214		BFOV(1.0")D	75			
A210/3	215		BFOV(1.0")	102	83	1	ONT
	215		SEBF 4I	224			
215 Cretney St	215		BFOV(1.0")D	102			
A210/3	216		BFOV(1.0")	66	83	1	ONT
	216		SEBF 4I	188			
216 Grove St	216		BFOV(1.0")D	102			
A210/3	217		BFOV(1.0")	80	83	1	ONT
	217		SEBF 4I	100			
A210/3	218		BFOV(1.0")	54	83	1	ONT
	218		SEBF 4I	74			
A210/3	219		BFOV(1.0")	84	83	1	ONT
	219		SEBF 4I	104			

As Staked  
Mt. Horeb Telephone Co.

Name: A200-1.1  
 WO: Ridgeway Village  
 Exch: Ridgeway  
 State: WI  
 County: Iowa  
 Twsp: 6N Range: 4E  
 Section: 14 Route: A200

Staked By: DEC Date: 2/15/2023



From	To	PType	Units	Feet	BM	HO	NID	Remarks
(A700/1)	A: A405/1	BDO5	BFO 121	484	2	1		
	A: A405/1		BFOV(1.25")	414				
(A200/1)	A: A200/2	BHF(30x48x30)	BFO 144I	474	2	1	1	1
	A: A200/2		BFOV(1.25")	412	61	98		
	A: A200/2				61D	360		
(A200/1)	A: A205/1	BDO5	BFO 241	178	2	1		
	A: A205/1		BFOV(1.25")	168				
A205/1	A: A205/2	BDO5	BFO 241	350	2	1		
	A: A205/2		BFOV(1.25")	280				

As Staked  
 Mt. Horeb Telephone Co.  
 Name: A200-2  
 WO: Ridgeway Village  
 Exch: Ridgeway  
 State: WI  
 County: Iowa  
 Twsp: 6N Range: 4E  
 Section: 14 Route: A200  
 Staked By: DEC Date: 2/14/2023

From	To	PType	Units	Feet	BM		HO		NID	Remarks
A205/2	301		BFOV(1.0")	143	83	1			ONT	
	301		SEBF 4I	218						
301 E Main St	301		BFOV(1.0")D	55						
A205/2	303		BFOV(1.0")	101	83	1			ONT	
	303		SEBF 4I	176						
303 E Old Main St	303		BFOV(1.0")D	55						
A205/2	101		BFOV(1.0")	112	83	1			ONT	
	101		SEBF 4I	250						
101 Cretney St	101		BFOV(1.0")D	118						
A405/1	104		BFOV(1.0")	107	83	1			ONT	
	104		SEBF 4I	154						
104 Cretney St	104		BFOV(1.0")D	27						
A205/1	105		BFOV(1.0")	119	83	1			ONT	
	105		SEBF 4I	250						
105 Cretney St	105		BFOV(1.0")D	111						
A205/1	107		BFOV(1.0")	136	83	1			ONT	
	107		SEBF 4I	210						
107 Cretney St	107		BFOV(1.0")D	54						
(A200/3)	103		BFOV(1.0")	55	83	1			ONT	
	103		SEBF 4I	278						
103 Grove St	103		BFOV(1.0")D	153						
A205/2	104		BFOV(1.0")	78	83	1			ONT	
	104		SEBF 4I	98						
A200/2	105		BFOV(1.0")	47	83	1			ONT	
	105		SEBF 4I	290						
105 Grove St	105		BFOV(1.0")D	173						
A200/2	107		BFOV(1.0")	37	83	1			ONT	
107 Grove St	107		BFOV(1.0")D	173						
A200/2	107		SEBF 4I	280						
A205/2	108		BFOV(1.0")	82	83	1			ONT	
	108		SEBF 4I	158						
108 Grove St	108		BFOV(1.0")D	56						
A200/2	109		BFOV(1.0")	24	83	1			ONT	
	109		SEBF 4I	218						
109 Grove St	109		BFOV(1.0")D	124						
A205/1	110		BFOV(1.0")	104	83	1			ONT	
	110		SEBF 4I	236						
110 Grove St	110		BFOV(1.0")D	112						
A200/2	111		BFOV(1.0")	108	83	1			ONT	

As Staked  
Mt. Horeb Telephone Co.

Name: A200-2  
 WO: Ridgeway Village  
 Exch: Ridgeway  
 State: WI  
 County: Iowa  
 Twsp: 6N Range: 4E  
 Section: 14 Route: A200

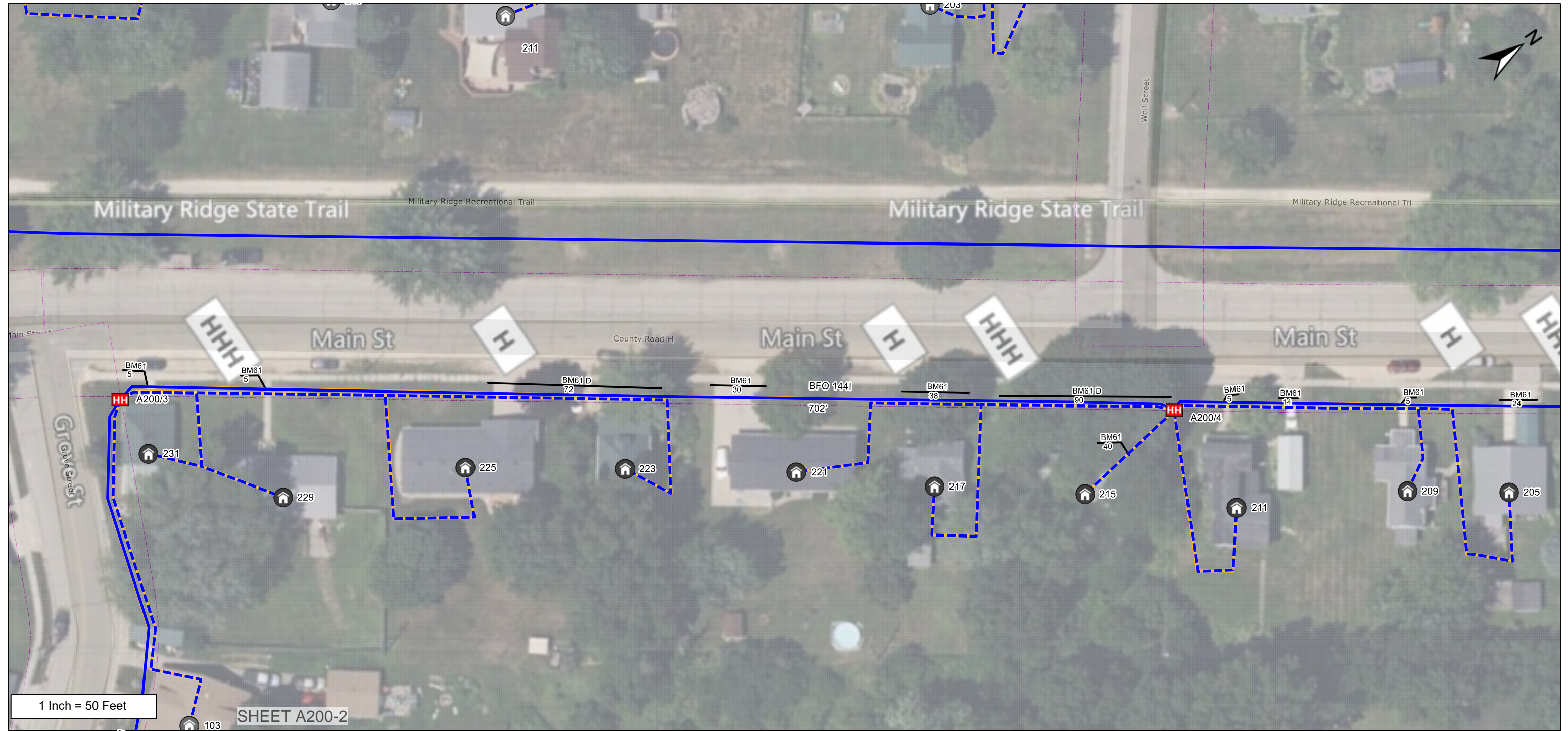
Staked By: DEC Date: 2/14/2023

From	To	PType	Units	Feet	BM	HO	NID	Remarks
	111		SEBF 4I	178				
A205/1	112		BFOV(1.0")	112	83	1		ONT
	112		SEBF 4I	132				
A205/1	114		BFOV(1.0")	126	83	1		ONT
	114		SEBF 4I	146				
A200/2	117		BFOV(1.0")	56	83	1		ONT
	117		SEBF 4I	184				
117 Grove St	117		BFOV(1.0")D	58				
A205/2	305		BFOV(1.0")	80	83	1		ONT
	305		SEBF 4I	100				
A205/2	307		BFOV(1.0")	130	83	1		ONT
	307		SEBF 4I	150				
A405/1	401		BFOV(1.0")	133	83	1		ONT
	401		SEBF 4I	180				
401 E Old Main St	401		BFOV(1.0")D	27				
A405/1	403		BFOV(1.0")	51	83	1		ONT
	403		SEBF 4I	126				
403 E Old Main St	403		BFOV(1.0")D	55				

As Staked  
Mt. Horeb Telephone Co.

Name: A200-2  
 WO: Ridgeway Village  
 Exch: Ridgeway  
 State: WI  
 County: Iowa  
 Twsp: 6N Range: 4E  
 Section: 14 Route: A200

Staked By: DEC Date: 2/14/2023



SHEET A200-4

From	To	PType	Units	Feet	BM	BM	HO	NID	Remarks
(A200/2)	A: A200/3	BHF(30x48x30)	BFO 1441	570	2	1	1	1	
	A: A200/3		BFOV(1.25")	450					
A200/3	A: A200/4	BHF(30x48x30)	BFO 1441	702	2	1	53LS	1	1
	A: A200/4		BFOV(1.25")	582	53	1			
	A: A200/4				61D	90			
A200/3	231		BFOV(1.0")	26	61	5			ONT
	231		SEBF 4I	164	83	1			
231 Main St	231		BFOV(1.0")D	68					
A200/3	229		BFOV(1.0")	50	61	5			ONT

As Staked  
 Mt. Horeb Telephone Co.  
 Name: A200-3  
 WO: Ridgeway Village  
 Exch: Ridgeway  
 State: WI  
 County: Iowa  
 Twsp: 6N Range: 4E  
 Section: 14 Route: A200  
 Staked By: DEC Date: 2/14/2023

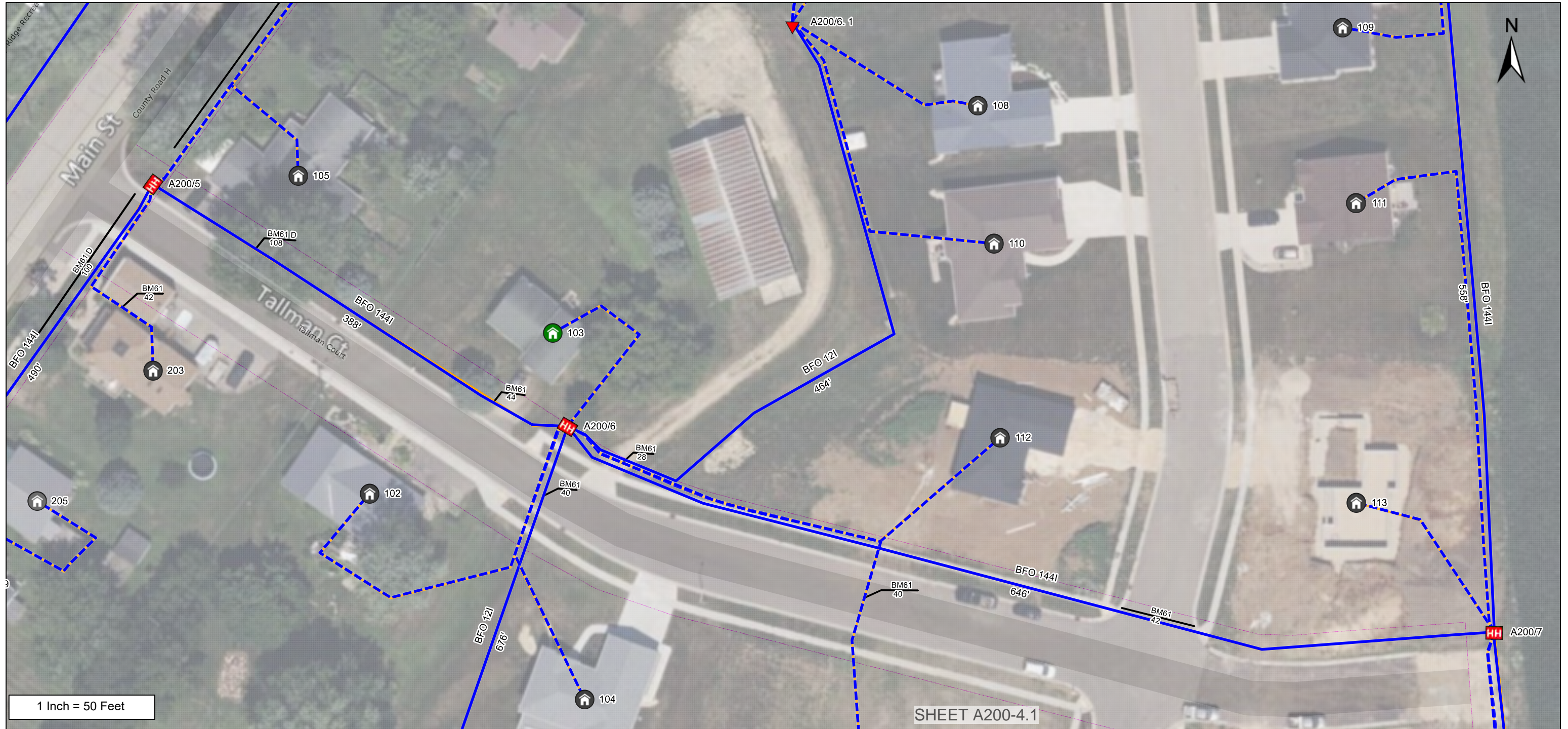
From	To	PType	Units	Feet	BM	BM	HO	NID	Remarks
	229		SEBF 4I	204	83	1			
229 Main St	229		BFOV(1.0")D	84					
A200/3	225		BFOV(1.0")	140	61D	72		ONT	
	225		SEBF 4I	356	83	1			
225 Main St	225		BFOV(1.0")D	146					
A200/3	223		BFOV(1.0")	128	83	1		ONT	
	223		SEBF 4I	450					
223 Main St	223		BFOV(1.0")D	252					
A200/4	221		BFOV(1.0")	73	61	30		ONT	
	221		SEBF 4I	310	83	1			
221 Main St	221		BFOV(1.0")D	167					
A200/4	217		BFOV(1.0")	125	61	38		ONT	
	217		SEBF 4I	302	83	1			
217 Main St	217		BFOV(1.0")D	107					
A200/4	215		BFOV(1.0")	68	61	40		ONT	
	215		SEBF 4I	138	83	1			
A200/4	211		BFOV(1.0")	142	61	19		ONT	
	211		SEBF 4I	212	83	1			
A200/4	209		BFOV(1.0")	49	61	5		ONT	
	209		SEBF 4I	256	83	1			
209 Main St	209		BFOV(1.0")D	137					
A200/4	205		BFOV(1.0")	143	61	24		ONT	
	205		SEBF 4I	368	83	1			
205 Main St	205		BFOV(1.0")D	155					

As Staked  
Mt. Horeb Telephone Co.

Name: A200-3  
 WO: Ridgeway Village  
 Exch: Ridgeway  
 State: WI  
 County: Iowa  
 Twsp: 6N Range: 4E  
 Section: 14 Route: A200

Staked By: DEC Date: 2/14/2023

SHEET A200-3

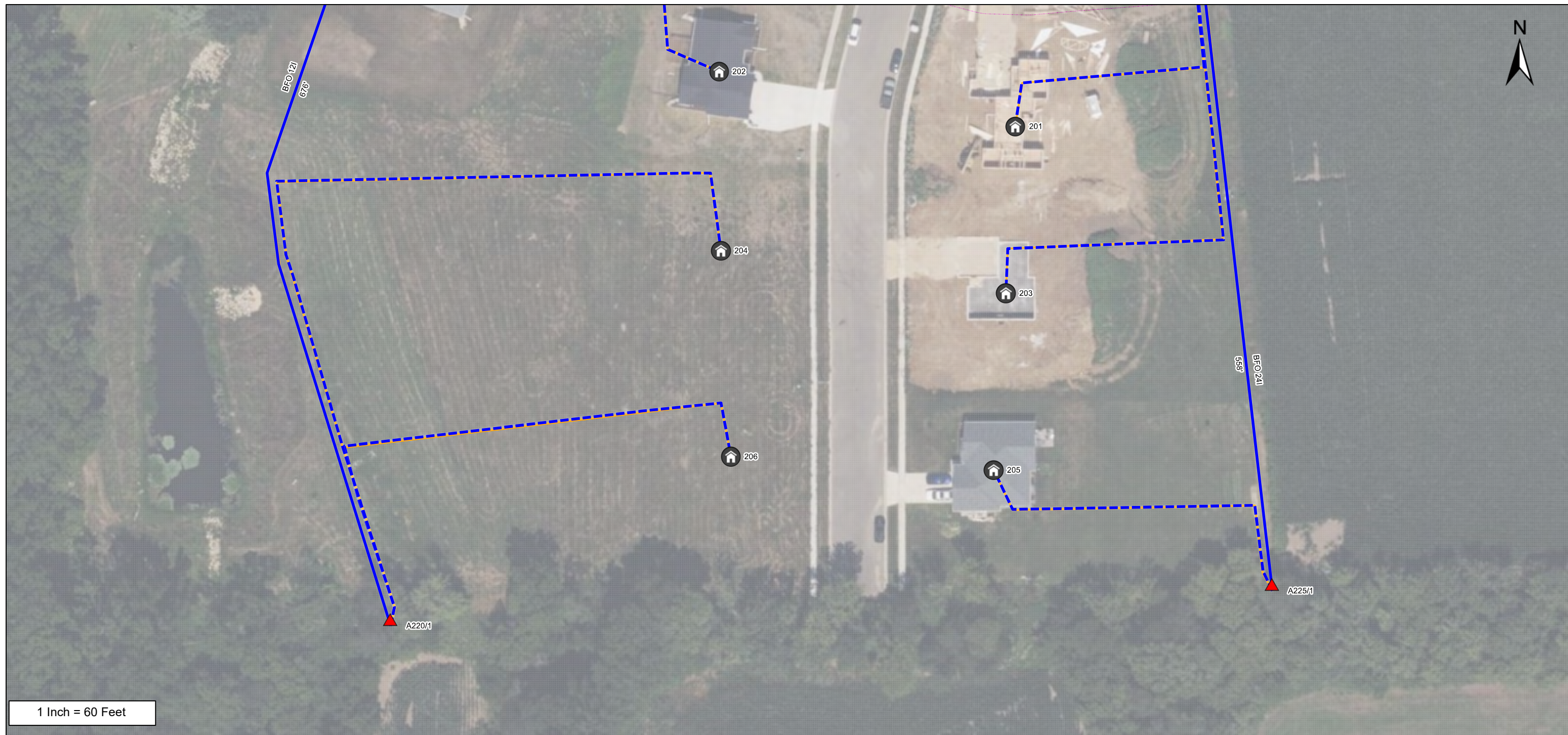


From	To	PType	Units	Feet	BM	BM	HO	NID	Remarks
(A200/4)	A: A200/5	BHF(30x48x30)	BFO 144I	490	2	1	1	1	
	A: A200/5		BFOV(1.25")	370	61D	334			
A200/5	A: A200/6	BHF(30x48x30)	BFO 144I	388	61	68			
	A: A200/6		BFOV(1.25")	268					
A200/6	A: A200/6		BFOV(1.25")D	67					
A200/6	A: A200/6.1	BDO5	BFO 12I	464	2	1			
	A: A200/6.1		BFOV(1.25")	327					
A200/6	A: A200/7	BHF(30x48x30)	BFO 144I	646	2	1	53LS	1	1
	A: A200/7		BFOV(1.25")	526	53	1			

As Staked  
 Mt. Horeb Telephone Co.  
 Name: A200-4  
 WO: Ridgeway Village  
 Exch: Ridgeway  
 State: WI  
 County: Iowa  
 Twsp: 6N Range: 4E  
 Section: 14 Route: A200  
 Staked By: DEC Date: 2/14/2023

From	To	PType	Units	Feet	BM	BM	HO	NID	Remarks
	A: A200/7				61	42			
A200/5	203		BFOV(1.0")	65	61	42			ONT
	203		SEBF 4I	202	83	1			
203 Main St	203		BFOV(1.0")D	67					
A200/5	105		BFOV(1.0")	68	61D	108			ONT
	105		SEBF 4I	208	83	1			
105 Main St	105		BFOV(1.0")D	70					
A200/6	102		BFOV(1.0")	166	83	1			ONT
	102		SEBF 4I	312					
102 Tallman Ct	102		BFOV(1.0")D	76					
A200/6	103		BFOV(1.0")	122	61	44			ONT
	103		SEBF 4I	192	83	1			
A200/6	104		BFOV(1.0")	92	83	1			ONT
	104		SEBF 4I	238					
104 Tallman Ct	104		BFOV(1.0")D	76					
A200/6	112		BFOV(1.0")	84	61	40			ONT
	112		SEBF 4I	336	83	1			
112 Cardinal Way	112		BFOV(1.0")D	182					
A200/7	113		BFOV(1.0")	112	83	1			ONT
	113		SEBF 4I	182					
A200/6.1	110		BFOV(1.0")	67	83	1			ONT
	110		SEBF 4I	210					
110 Cardinal Way	110		BFOV(1.0")D	123					
A200/7	111		BFOV(1.0")	58	83	1			ONT
	111		SEBF 4I	342					
111 Cardinal Way	111		BFOV(1.0")D	214					
(A200/8)	109		BFOV(1.0")	56	83	1			ONT
	109		SEBF 4I	276					
109 Cardinal Way	109		BFOV(1.0")D	150					
A200/6.1	108		BFOV(1.0")	116	83	1			ONT
	108		SEBF 4I	136					

As Staked  
 Mt. Horeb Telephone Co.  
 Name: A200-4  
 WO: Ridgeway Village  
 Exch: Ridgeway  
 State: WI  
 County: Iowa  
 Twsp: 6N Range: 4E  
 Section: 14 Route: A200  
 Staked By: DEC Date: 2/14/2023



1 Inch = 60 Feet

From	To	PType	Units	Feet	BM	NID	Remarks
(A200/6)	A: A220/1	BDO5	BFO 12I	676	2	1	
	A: A220/1		BFOV(1.25")	606			
(A200/7)	A: A225/1	BDO5	BFO 24I	558	2	1	
	A: A225/1		BFOV(1.25")	488			
(A200/7)	201		BFOV(1.0")	156	83	1	ONT
	201		SEBF 4I	326			
201 Cardinal Way	201		BFOV(1.0")D	100			
(A200/6)	202		BFOV(1.0")	184	83	1	ONT
	202		SEBF 4I	436			

As Staked  
 Mt. Horeb Telephone Co.  
 Name: A200-4.1  
 WO: Ridgeway Village  
 Exch: Ridgeway  
 State: N/A  
 County: N/A  
 Twsp: 6N Range: 4E  
 Section: 14 Route: A200  
 Staked By: DEC Date: 2/14/2023

From	To	PType	Units	Feet	BM		NID	Remarks
202 Cardinal Way	202		BFOV(1.0")D	182				
(A200/7)	203		BFOV(1.0")	180	83	1	ONT	
	203		SEBF 4I	458				
203 Cardinal Way	203		BFOV(1.0")D	208				
A220/1	204		BFOV(1.0")	344				
	204		SEBF 4I	648				
204 Cardinal Way	204		BFOV(1.0")D	284				
A225/1	205		BFOV(1.0")	188	83	1	ONT	
	205		SEBF 4I	262				
205 Cardinal Way	205		BFOV(1.0")D	54				
A220/1	206		BFOV(1.0")	288				
	206		SEBF 4I	422				
206 Cardinal Way	206		BFOV(1.0")D	114				

As Staked  
Mt. Horeb Telephone Co.

Name: A200-4.1  
 WO: Ridgeway Village  
 Exch: Ridgeway  
 State: N/A  
 County: N/A  
 Twsp: 6N Range: 4E  
 Section: 14 Route: A200

Staked By: DEC Date: 2/14/2023



From	To	PType	Units	Feet	BM	HO	NID	Remarks
(A200/7)	A: A200/8	BHF(30x48x30)	BFO 1441	558	2	1	1	
	A: A200/8		BFOV(1.25")	438				
(A200/5)	101		BFOV(1.0")	315	83	1		ONT
	101		SEBF 4I	454				
101 Main St	101		BFOV(1.0")D	69				
(A200/6.1)	106		BFOV(1.0")	154	83	1		ONT
	106		SEBF 4I	174				
A200/8	107		BFOV(1.0")	72	83	1		ONT
	107		SEBF 4I	142				

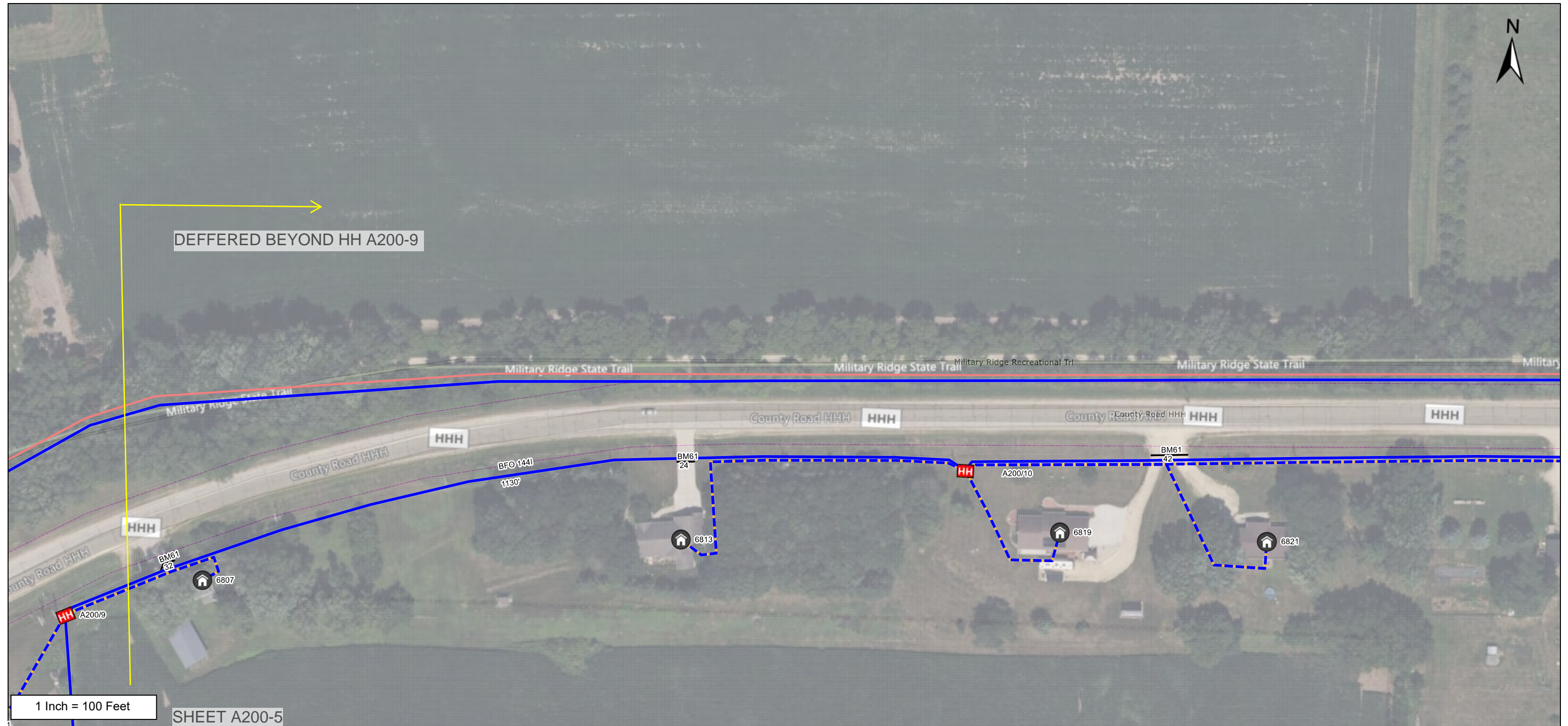
As Staked  
 Mt. Horeb Telephone Co.  
 Name: A200-5  
 WO: Ridgeway Village  
 Exch: Ridgeway  
 State: WI  
 County: Iowa  
 Twsp: 6N Range: 4E  
 Section: 11 Route: A200  
 Staked By: DEC Date: 2/14/2023

From	To	PType	Units	Feet	BM		HO		NID	Remarks
(A200/6.1)	99		BFOV(1.0")	72	83	1			ONT	
	99		SEBF 4I	210						
99 Main St	99		BFOV(1.0")D	118						
(A200/6.1)	102		BFOV(1.0")	118	83	1			ONT	
	102		SEBF 4I	298						
102 Cardinal Way	102		BFOV(1.0")D	160						
(A200/6.1)	104		BFOV(1.0")	73	83	1			ONT	
	104		SEBF 4I	242						
104 Cardinal Way	104		BFOV(1.0")D	149						
A200/8	105		BFOV(1.0")	100	83	1			ONT	
	105		SEBF 4I	170						
A200/8	103		BFOV(1.0")	84	83	1			ONT	
	103		SEBF 4I	312						
103 Cardinal Way	103		BFOV(1.0")D	158						
(A200/9)	101		BFOV(1.0")	156	83	1			ONT	
	101		SEBF 4I	226						

As Staked  
Mt. Horeb Telephone Co.

Name: A200-5  
 WO: Ridgeway Village  
 Exch: Ridgeway  
 State: WI  
 County: Iowa  
 Twsp: 6N Range: 4E  
 Section: 11 Route: A200

Staked By: DEC Date: 2/14/2023



From	To	PType	Units	Feet	BM	BM	HO	NID	Remarks
(A200/8)	A: A200/9	BHF(30x48x30)	BFO 144I	474	2	1	53LS	1	1
	A: A200/9		BFOV(1.25")	354	53	1			
A200/9	A: A200/10	BHF(30x48x30)	BFO 144I	1130	2	1	53LS	1	1
	A: A200/10		BFOV(1.25")	1110	53	1			
A200/9	6807		BFOV(1.0")	37	61	32			ONT
	6807		SEBF 4I	282	83	1			
6807 County Road Hhh	6807		BFOV(1.0")D	175					
A200/10	6813		BFOV(1.0")	144	61	24			ONT
	6813		SEBF 4I	494	83	1			

As Staked  
 Mt. Horeb Telephone Co.  
 Name: A200-6  
 WO: Ridgeway Village  
 Exch: Ridgeway  
 State: WI  
 County: Iowa  
 Twsp: 6N Range: 4E  
 Section: 11 Route: A200  
 Staked By: DEC Date: 2/14/2023

From	To	PType	Units	Feet	BM	BM	HO	NID	Remarks
6813 County Road Hhh	6813		BFOV(1.0")D	280					
A200/10	6819		BFOV(1.0")	190	83	1			ONT
	6819		SEBF 4I	260					
A200/10	6821		BFOV(1.0")	207	61	42			ONT
	6821		SEBF 4I	498	83	1			
6821 County Road Hhh	6821		BFOV(1.0")D	221					

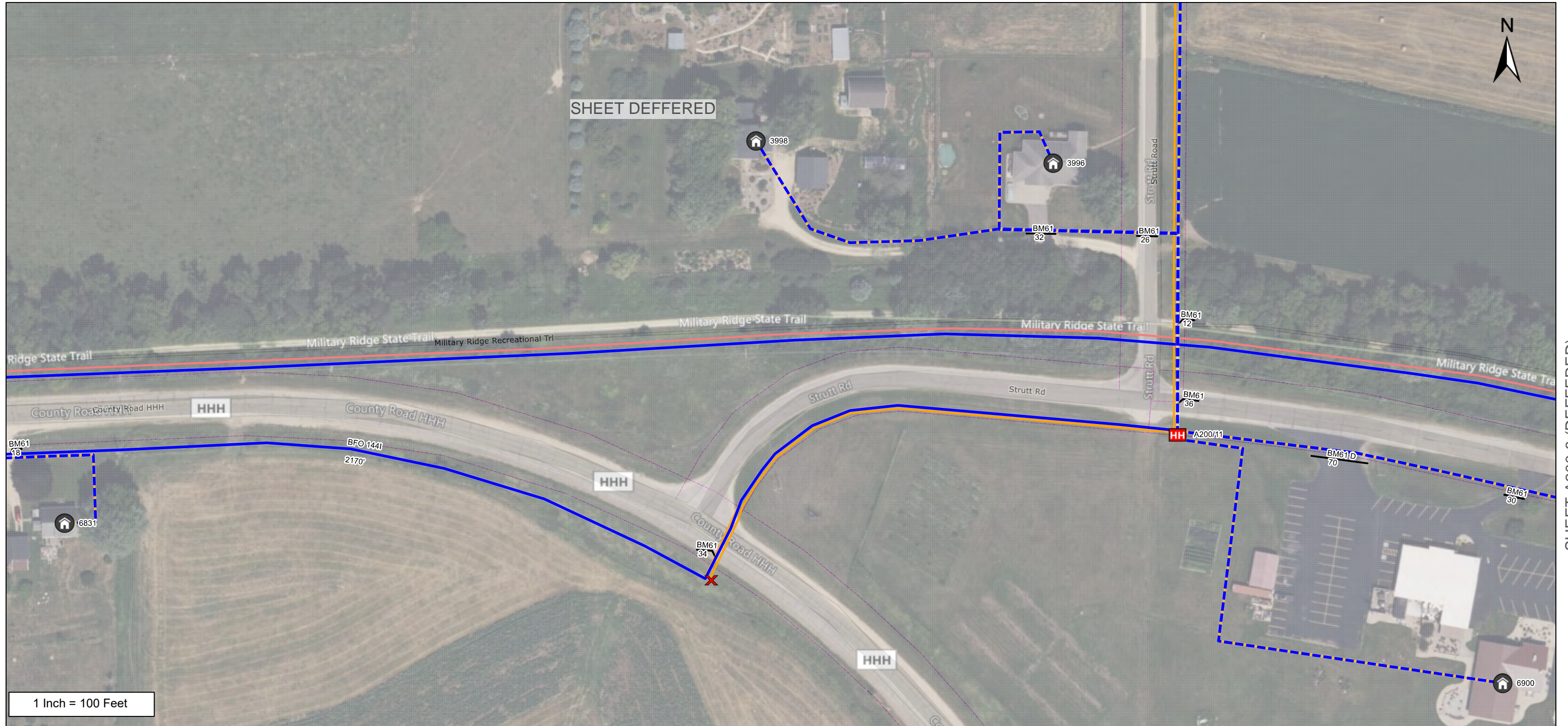
As Staked  
Mt. Horeb Telephone Co.

Name: A200-6  
 WO: Ridgeway Village  
 Exch: Ridgeway  
 State: WI  
 County: Iowa  
 Twsp: 6N Range: 4E  
 Section: 11 Route: A200

Staked By: DEC Date: 2/14/2023

SHEET A200-6

SHEET A200-8 (DEFERRED)



1 Inch = 100 Feet

From	To	PType	Units	Feet	BM	BM	HO	NID	Remarks
A200/11	A: X@A200/11		BFOV(1.25")D	606	61	34			
(A200/10)	A: A200/11	BHF(30x48x30)	BFO 144I	2170	2	1	53LS	1	1
	A: A200/11		BFOV(1.25")	2050	53	1			
	A: A200/11				61	48			
(A200/10)	6831		BFOV(1.0")	108	61	18		ONT	
	6831		SEBF 4I	918	83	1			
6831 County Road Hhh	6831		BFOV(1.0")D	740					
A200/11	6900		BFOV(1.0")	598	61	30		ONT	
	6900		SEBF 4I	668	61D	70			

**As Staked**  
 Mt. Horeb Telephone Co.  
 Name: A200-7  
 WO: Ridgeway Village  
 Exch: Ridgeway  
 State: WI  
 County: Iowa  
 Twsp: 6N Range: 4E  
 Section: 11 Route: A200  
 Staked By: DEC Date: 2/14/2023

From	To	PType	Units	Feet	BM	BM	HO	NID	Remarks
	6900				83	1			
A200/11	3996		BFOV(1.0")	184	61	58			ONT
	3996		SEBF 4I	672	83	1			
3996 Strutt Rd	3996		BFOV(1.0")D	418					
A200/11	3998		BFOV(1.0")	322	83	1			ONT
	3998		SEBF 4I	806					
3998 Strutt Rd	3998		BFOV(1.0")D	414					

As Staked  
Mt. Horeb Telephone Co.

Name: A200-7  
 WO: Ridgeway Village  
 Exch: Ridgeway  
 State: WI  
 County: Iowa  
 Twsp: 6N Range: 4E  
 Section: 11 Route: A200

Staked By: DEC Date: 2/14/2023

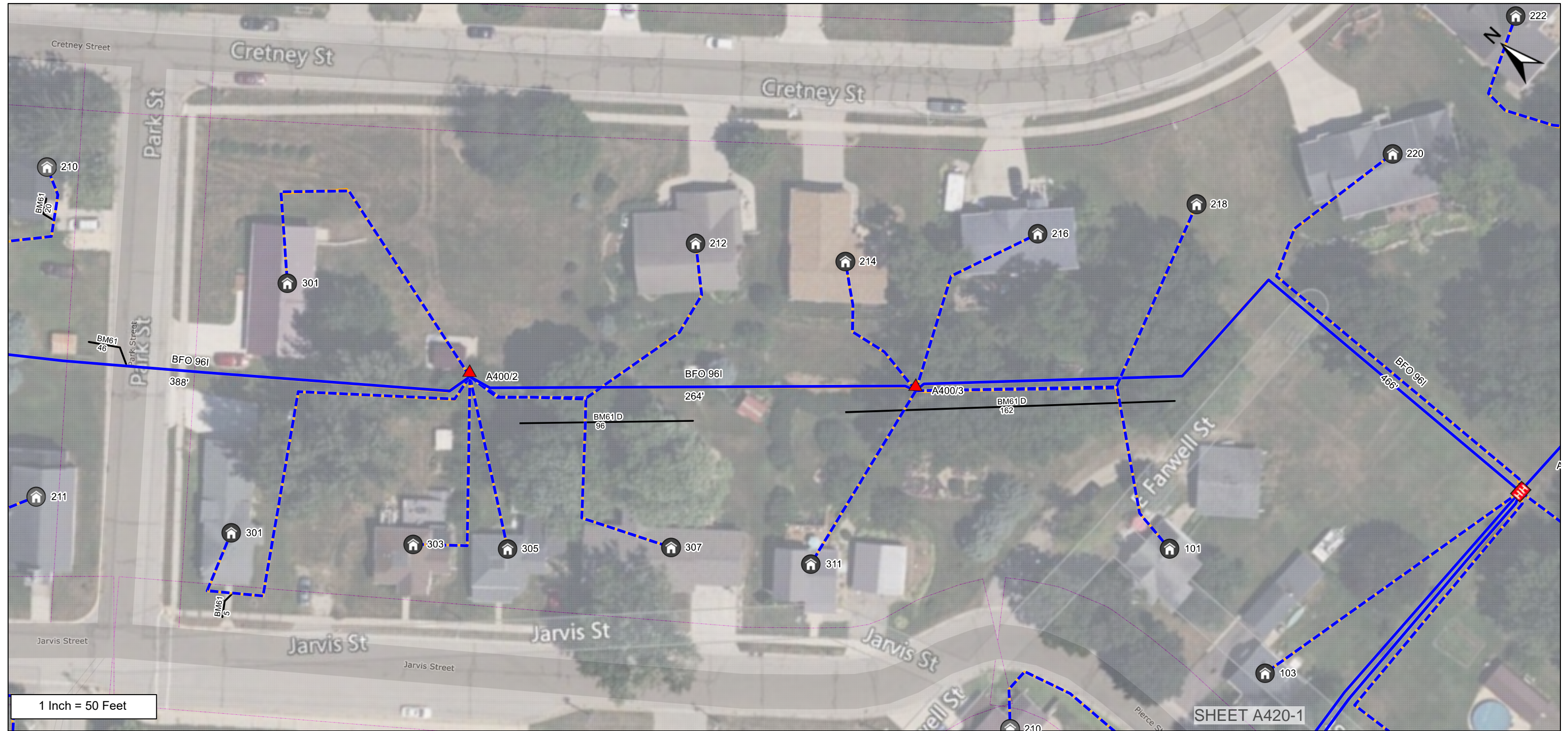


From	To	PType	Units	Feet	BM	NID	Remarks
(A200/11)	A: X@4019/HSE		BFOV(1.25")	584			
(A200/11)	4019		BFOV(1.0")	464	83	1	ONT
	4019		SEBF 4I	1120			
4019 Strutt Rd	4019		BFOV(1.0")D	586			
(A200/11)	6906		BFOV(1.0")	738	61	16	ONT
	6906		SEBF 4I	808	83	1	

As Staked  
 Mt. Horeb Telephone Co.  
 Name: A200-8  
 WO: Ridgeway Village  
 Exch: Ridgeway  
 State: WI  
 County: Iowa  
 Twsp: 6N Range: 4E  
 Section: 11 Route: A200  
 Staked By: DEC Date: 2/14/2023

SHEET A200-1

SHEET A400-2



From	To	PType	Units	Feet	BM	BM	HO	NID	Remarks
(A400/1)	A: A400/2	BDO5	BFO 96I	388	2	1			
	A: A400/2		BFOV(1.25")	368	61	46			
	A: A400/2				61D	258			
A400/2	A: A400/3	BDO5	BFO 96I	264	2	1			
	A: A400/3		BFOV(1.25")	244					
A400/3	A: A400/4	BHF(30x48x30)	BFO 96I	466	2	1	53LS	1	1
	A: A400/4		BFOV(1.25")	396	53	1			
A400/3	101		BFOV(1.0")	99	83	1			ONT
	101		SEBF 4I	226					

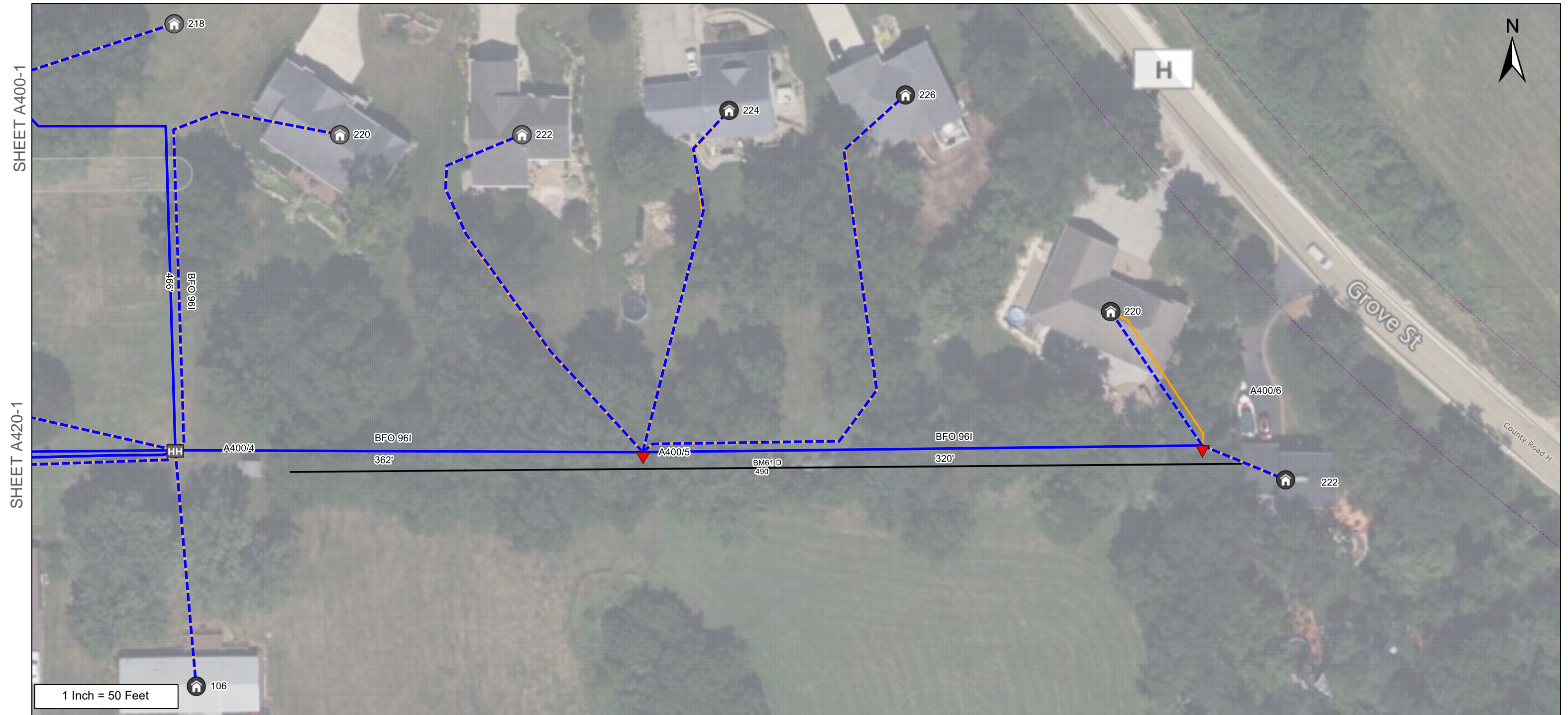
As Staked  
 Mt. Horeb Telephone Co.  
 Name: A400-1  
 WO: Ridgeway Village  
 Exch: Ridgeway  
 State: WI  
 County: Iowa  
 Twsp: 6N Range: 4E  
 Section: 14 Route: A400  
 Staked By: DEC Date: 2/14/2023

From	To	PType	Units	Feet	BM	BM	HO	NID	Remarks
101 Pierce St	101		BFOV(1.0")D	107					
A400/4	103		BFOV(1.0")	144	83	1			ONT
	103		SEBF 4I	214					
A400/2	212		BFOV(1.0")	101	83	1			ONT
	212		SEBF 4I	186					
212 Cretney St	212		BFOV(1.0")D	65					
A400/3	214		BFOV(1.0")	142	83	1			ONT
	214		SEBF 4I	162					
A400/3	216		BFOV(1.0")	118	83	1			ONT
	216		SEBF 4I	138					
A400/3	218		BFOV(1.0")	107	83	1			ONT
	218		SEBF 4I	232					
218 Cretney St	218		BFOV(1.0")D	105					
A400/4	220		BFOV(1.0")	131	83	1			ONT
	220		SEBF 4I	362					
220 Cretney St	220		BFOV(1.0")D	161					
(A400/5)	222		BFOV(1.0")	188	83	1			ONT
	222		SEBF 4I	208					
A400/2	301		BFOV(1.0")	176	61	5			ONT
	301		SEBF 4I	296	83	1			
301 Jarvis St	301		BFOV(1.0")D	100					
A400/2	301		BFOV(1.0")	208	83	1			ONT
	301		SEBF 4I	228					
A400/2	303		BFOV(1.0")	122	83	1			ONT
	303		SEBF 4I	142					
A400/2	305		BFOV(1.0")	96	83	1			ONT
	305		SEBF 4I	116					
A400/2	307		BFOV(1.0")	116	83	1			ONT
	307		SEBF 4I	202					
307 Jarvis St	307		BFOV(1.0")D	66					
A400/3	311		BFOV(1.0")	110	83	1			ONT
	311		SEBF 4I	130					

As Staked  
Mt. Horeb Telephone Co.

Name: A400-1  
 WO: Ridgeway Village  
 Exch: Ridgeway  
 State: WI  
 County: Iowa  
 Twsp: 6N Range: 4E  
 Section: 14 Route: A400

Staked By: DEC Date: 2/14/2023



From	To	PType	Units	Feet	BM	NID	Remarks
(A400/4)	A: A400/5	BDO5	BFO 961	362	2	1	
	A: A400/5		BFOV(1.25")	292	61D	490	
A400/5	A: A400/6	BDO5	BFO 961	320	2	1	
	A: A400/6		BFOV(1.25")	300			
(A400/4)	106		BFOV(1.0")	140	83	1	ONT
	106		SEBF 4I	210			
A400/6	220		BFOV(1.0")	84	83	1	ONT
	220		SEBF 4I	104			
A400/6	222		BFOV(1.0")	80	83	1	ONT

As Staked  
 Mt. Horeb Telephone Co.  
 Name: A400-2  
 WO: Ridgeway Village  
 Exch: Ridgeway  
 State: WI  
 County: Iowa  
 Twsp: 6N Range: 4E  
 Section: 14 Route: A400  
 Staked By: DEC Date: 2/14/2023

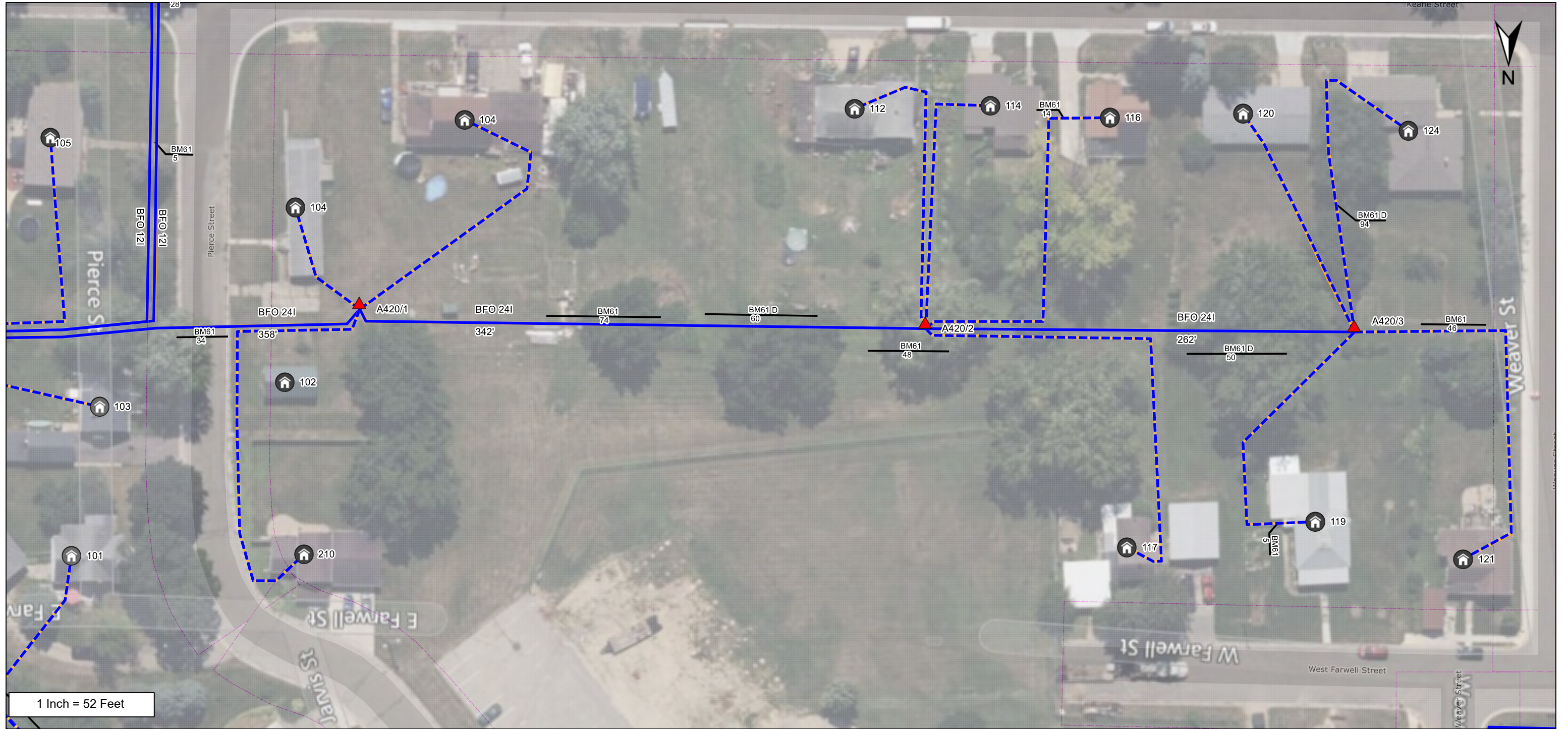
From	To	PType	Units	Feet	BM		NID	Remarks
	222		SEBF 4I	100				
A400/5	224		BFOV(1.0")	202	83	1	ONT	
	224		SEBF 4I	222				
A400/5	226		BFOV(1.0")	218	83	1	ONT	
	226		SEBF 4I	346				
226 Cretney St	226		BFOV(1.0")D	108				

As Staked  
Mt. Horeb Telephone Co.

Name: A400-2  
 WO: Ridgeway Village  
 Exch: Ridgeway  
 State: WI  
 County: Iowa  
 Twsp: 6N Range: 4E  
 Section: 14 Route: A400

Staked By: DEC Date: 2/14/2023

SHEET A400-1



From	To	PType	Units	Feet	BM	NID	Remarks
(A400/4)	A: A420/1	BDO5	BFO 241	358	2	1	
	A: A420/1		BFOV(1.25")	288	61	34	
A420/1	A: A420/2	BDO5	BFO 241	342	2	1	
	A: A420/2		BFOV(1.25")	322	61	48	
	A: A420/2				61D	60	
A420/2	A: A420/3	BDO5	BFO 241	262	2	1	
	A: A420/3		BFOV(1.25")	242	61	46	
	A: A420/3				61D	50	
	102				83	1	ONT

**As Staked**  
 Mt. Horeb Telephone Co.  
 Name: A420-1  
 WO: Ridgeway Village  
 Exch: Ridgeway  
 State: WI  
 County: Iowa  
 Twsp: 6N Range: 4E  
 Section: 14 Route: A420  
 Staked By: DEC Date: 2/14/2023

From	To	PType	Units	Feet	BM		NID	Remarks
A420/1	104		BFOV(1.0")	74	83	1	ONT	104 Pierce St.
	104		SEBF 4I	94				104 Pierce St.
(A400/4)	105		BFOV(1.0")	154	61	5	ONT	
	105		SEBF 4I	224	83	1		
A420/2	112		BFOV(1.0")	132	83	1	ONT	
	112		SEBF 4I	152				
A420/1	104		BFOV(1.0")	122	61D	74	ONT	104 Keane St.
	104		SEBF 4I	142	83	1		104 Keane St.
A420/2	114		BFOV(1.0")	152	83	1	ONT	
	114		SEBF 4I	172				
A420/2	116		BFOV(1.0")	148	61	14	ONT	
	116		SEBF 4I	236	83	1		
116 Keane St	116		BFOV(1.0")D	68				
A420/2	117		BFOV(1.0")	143	83	1	ONT	
	117		SEBF 4I	292				
117 W Farwell St	117		BFOV(1.0")D	129				
A420/3	119		BFOV(1.0")	174	61	5	ONT	
	119		SEBF 4I	194	83	1		
A420/3	120		BFOV(1.0")	138	83	1	ONT	
	120		SEBF 4I	158				
A420/3	121		BFOV(1.0")	222	83	1	ONT	
	121		SEBF 4I	242				
A420/3	124		BFOV(1.0")	198	61D	94	ONT	
	124		SEBF 4I	218	83	1		
A420/1	210		BFOV(1.0")	178	83	1	ONT	
	210		SEBF 4I	272				
210 Jarvis St	210		BFOV(1.0")D	74				

As Staked  
 Mt. Horeb Telephone Co.  
 Name: A420-1  
 WO: Ridgeway Village  
 Exch: Ridgeway  
 State: WI  
 County: Iowa  
 Twsp: 6N Range: 4E  
 Section: 14 Route: A420  
 Staked By: DEC Date: 2/14/2023



From	To	PType	Units	Feet	BM	NID	Remarks
(A400/4)	A: A425/1	BDO5	BFO 121	860	2	1	
	A: A425/1		BFOV(1.25")	790	61	28	
A425/1	A: A425/1		BFOV(1.0")D	379	61D	70	101 Keane St.
(A400/4)	A: A430/1	BDO5	BFO 121	772	2	1	
	A: A430/1		BFOV(1.25")	319			
A430/1	A: A430/1		BFOV(1.25")D	383			
A425/1	101		BFOV(1.0")	156	61	24	101 E Keane St.
	101		SEBF 4I	308	83	1	101 E Keane St.
101 E Keane St	101		BFOV(1.0")D	132			101 E Keane St.

**As Staked**  
Mt. Horeb Telephone Co.

Name: A425-1  
 WO: Ridgeway Village  
 Exch: Ridgeway  
 State: WI  
 County: Iowa  
 Twsp: 6N Range: 4E  
 Section: 14 Route: A425

Staked By: DEC Date: 2/14/2023

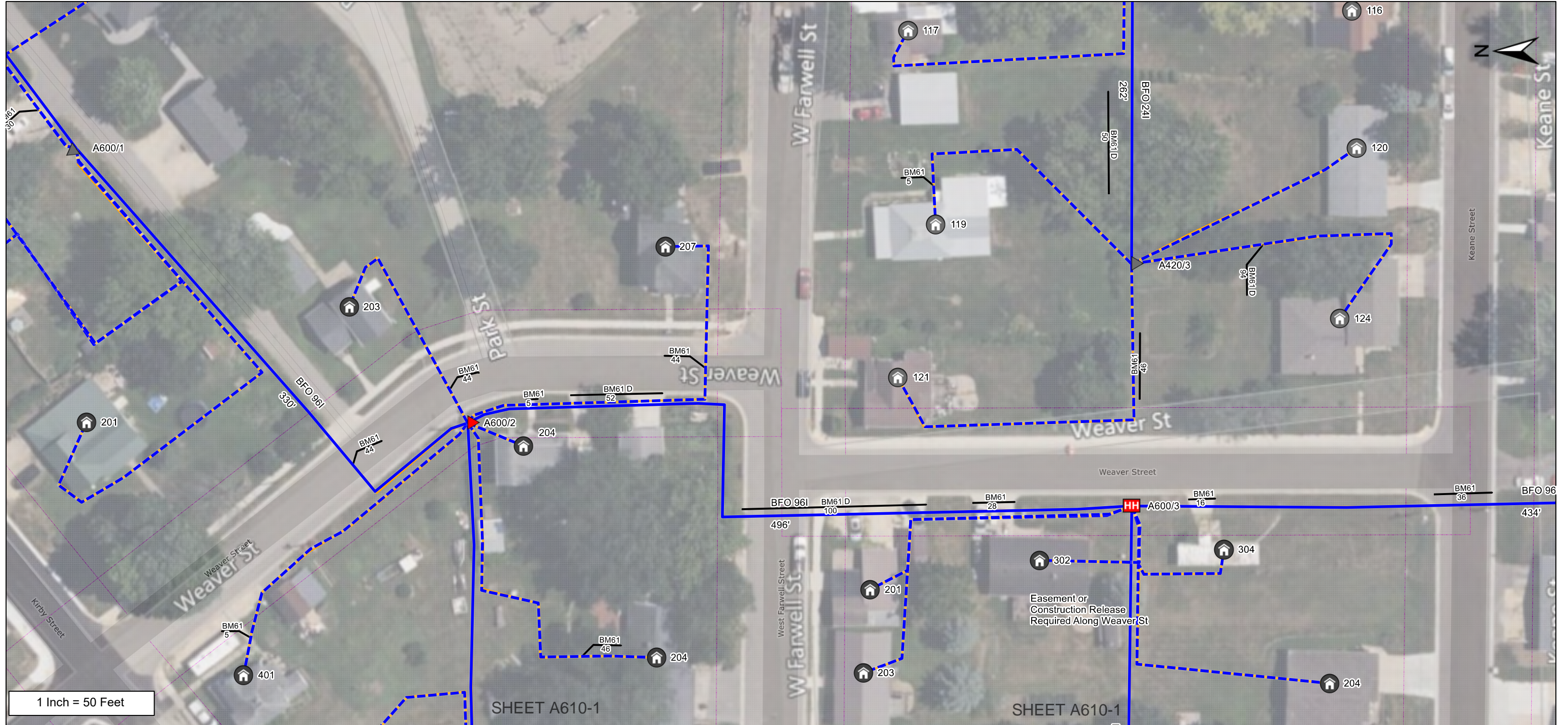
From	To	PType	Units	Feet	BM		NID	Remarks
A425/1	101		BFOV(1.0")	53	83	1	ONT	101 Keane St.
	101		SEBF 4I	452				101 Keane St.
A425/1	105		BFOV(1.0")	168	83	1	ONT	
	105		SEBF 4I	262				
105 E Keane St	105		BFOV(1.0")D	74				
A425/1	107		BFOV(1.0")	122	61D	82	ONT	
	107		SEBF 4I	142	83	1		
A430/1	107		BFOV(1.0")	82	61	20	ONT	
	107		SEBF 4I	102	83	1		
A430/1	109		BFOV(1.0")	92	61	38	ONT	
	109		SEBF 4I	112	83	1		

As Staked  
Mt. Horeb Telephone Co.

Name: A425-1  
 WO: Ridgeway Village  
 Exch: Ridgeway  
 State: WI  
 County: Iowa  
 Twsp: 6N Range: 4E  
 Section: 14 Route: A425

Staked By: DEC Date: 2/14/2023

SHEET A700-1



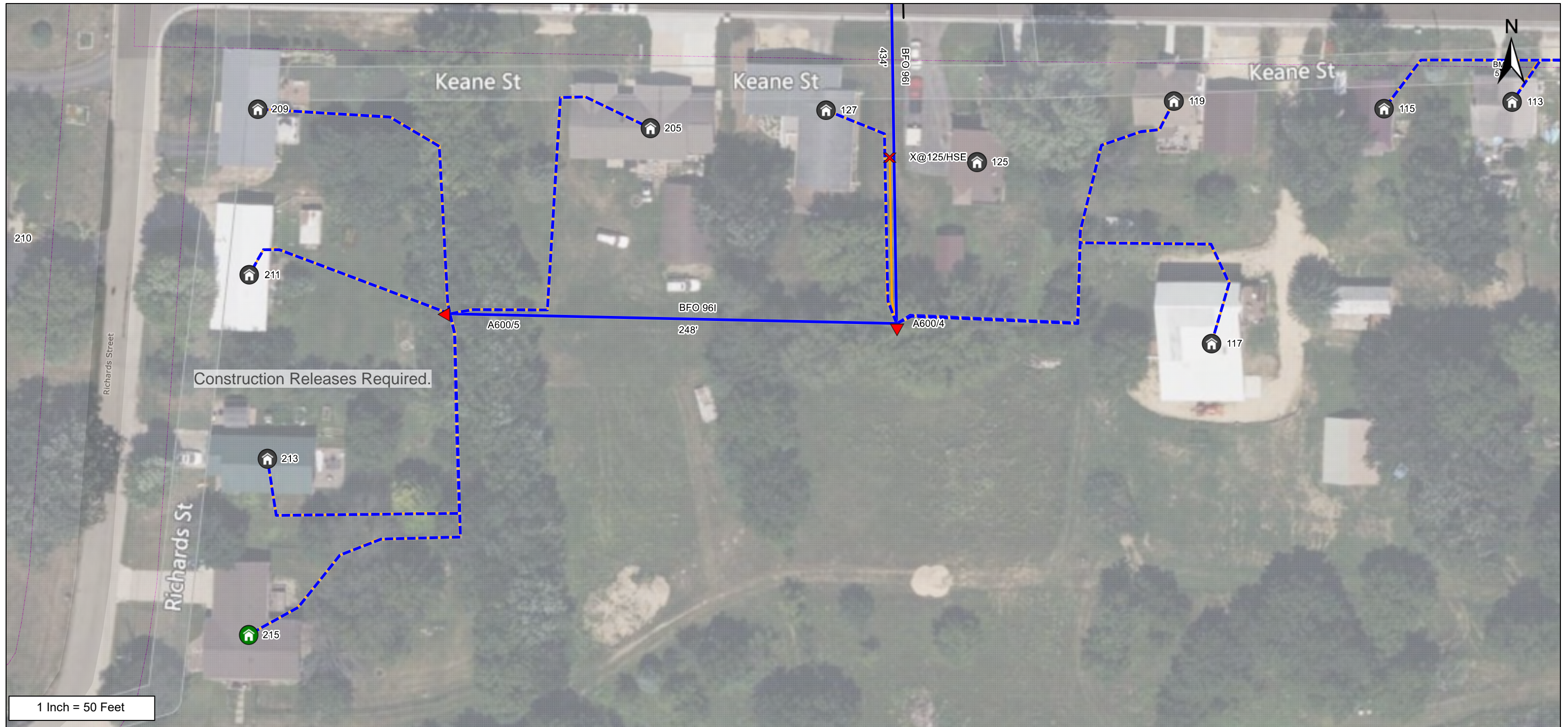
SHEET 600-2

From	To	PType	Units	Feet	BM	BM	HO	NID	Remarks
(A600/1)	A: A600/2	BDO5	BFO 96I	330	2	1			
	A: A600/2		BFOV(1.25'')	310	61	44			
A600/2	A: A600/2		BFOV(1.0'')D	61					
A600/2	A: A600/3	BHF(30x48x30)	BFO 96I	496	2	1	53LS	1	1
	A: A600/3		BFOV(1.25'')	426	53	1			
	A: A600/3				61	28			
	A: A600/3				61D	100			
A600/3	204		BFOV(1.0'')	108	83	1		ONT	
	204		SEBF 4I	266					

As Staked  
 Mt. Horeb Telephone Co.  
 Name: A600-1  
 WO: Ridgeway Village  
 Exch: Ridgeway  
 State: WI  
 County: Iowa  
 Twsp: 6N Range: 4E  
 Section: 14 Route: A600  
 Staked By: DEC Date: 2/14/2023

From	To	PType	Units	Feet	BM	BM	HO	NID	Remarks
204 Keane St	204		BFOV(1.0")D	88					
(A600/1)	201		BFOV(1.0")	174	83	1			ONT
201 Weaver St	201		BFOV(1.0")D	160					
(A600/1)	201		SEBF 4I	354					
A600/3	203		BFOV(1.0")	71	83	1			ONT
	203		SEBF 4I	292					
203 Farwell St	203		BFOV(1.0")D	151					
A600/3	201		BFOV(1.0")	23	83	1			ONT
	201		SEBF 4I	244					
201 Farwell St	201		BFOV(1.0")D	151					
A600/2	204		BFOV(1.0")	85	61	46			ONT Bore Trees
	204		SEBF 4I	216	83	1			
204 W Farwell St	204		BFOV(1.0")D	111					
A600/2	203		BFOV(1.0")	114	61	44			ONT
	203		SEBF 4I	134	83	1			
A600/2	204		BFOV(1.0")	34	61	5			ONT
	204		SEBF 4I	54	61D	52			
	204				83	1			
A600/2	207		BFOV(1.0")	109	61	44			ONT
	207		SEBF 4I	260	83	1			
207 Weaver St	207		BFOV(1.0")D	131					
A600/3	302		BFOV(1.0")	53	83	1			ONT
	302		SEBF 4I	152					
302 Weaver St	302		BFOV(1.0")D	29					
A600/3	304		BFOV(1.0")	69	61	16			ONT
	304		SEBF 4I	172	83	1			
304 Weaver St	304		BFOV(1.0")D	33					
A600/2	401		BFOV(1.0")	141	61	5			ONT
	401		SEBF 4I	222	83	1			

As Staked  
 Mt. Horeb Telephone Co.  
 Name: A600-1  
 WO: Ridgeway Village  
 Exch: Ridgeway  
 State: WI  
 County: Iowa  
 Twsp: 6N Range: 4E  
 Section: 14 Route: A600  
 Staked By: DEC Date: 2/14/2023



From	To	PType	Units	Feet	BM	NID	Remarks
(A600/3)	A: A600/4	BDO5	BFO 961	434	2	1	
	A: A600/4		BFOV(1.25")	364	61	36	
A600/4	A: X@125/HSE		BFOV(1.0")D	96			
A600/4	A: A600/5	BDO5	BFO 961	248	2	1	
	A: A600/5		BFOV(1.25")	228			
(A430/1)	113		BFOV(1.0")	28	61	5	ONT
	113		SEBF 4I	186	83	1	
113 Keane St	113		BFOV(1.0")D	138			
(A430/1)	115		BFOV(1.0")	98	83	1	ONT

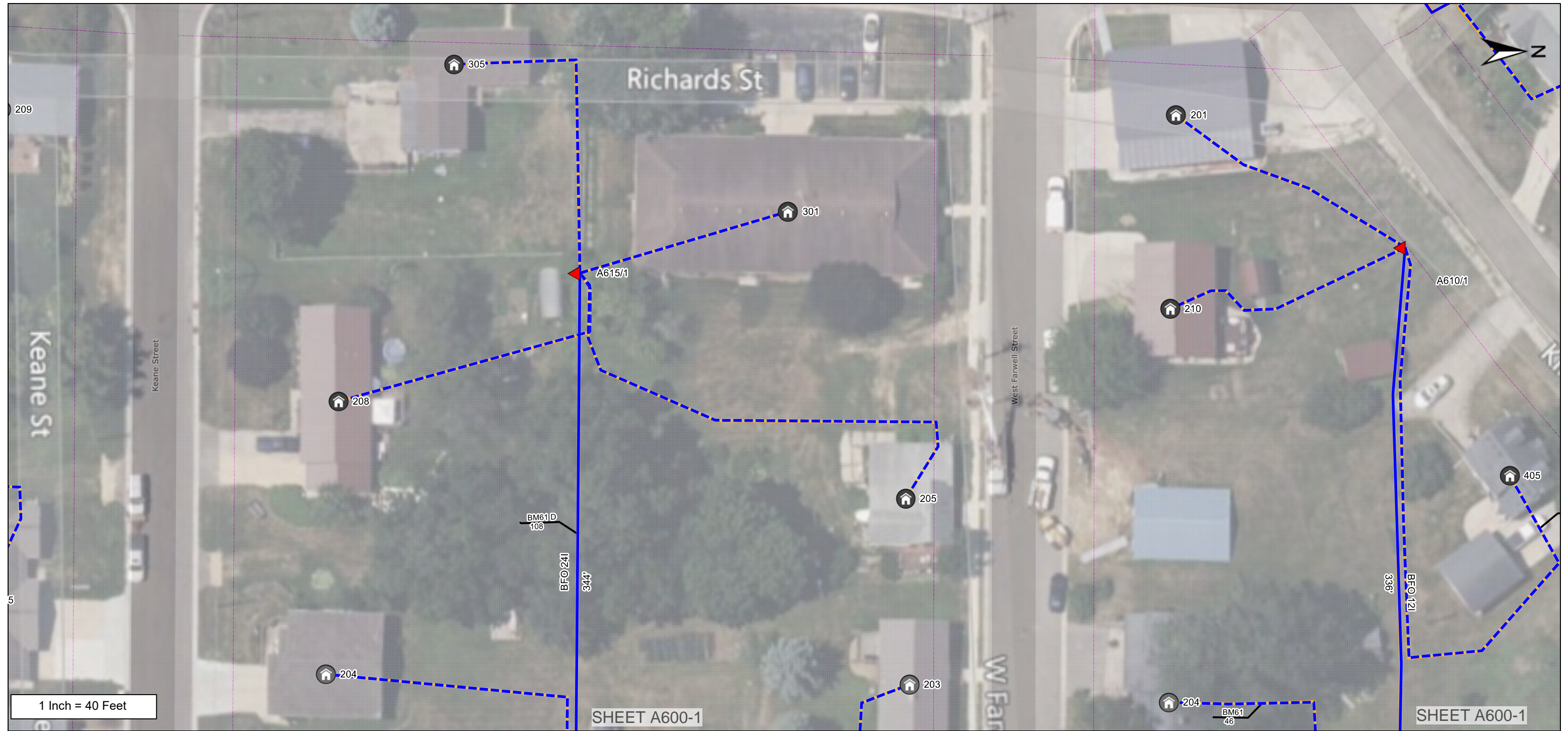
As Staked  
 Mt. Horeb Telephone Co.  
 Name: A600-2  
 WO: Ridgeway Village  
 Exch: Ridgeway  
 State: WI  
 County: Iowa  
 Twsp: 6N Range: 4E  
 Section: 14 Route: A600  
 Staked By: DEC Date: 2/14/2023

From	To	PType	Units	Feet	BM		NID	Remarks
	115		SEBF 4I	258				
115 Keane St	115		BFOV(1.0")D	140				
A600/4	117		BFOV(1.0")	134	83	1	ONT	
	117		SEBF 4I	292				
117 Keane St	117		BFOV(1.0")D	138				
A600/4	119		BFOV(1.0")	110	83	1	ONT	
119 Keane St	119		BFOV(1.0")D	138				
A600/4	119		SEBF 4I	268				
	125				83	1	ONT	
A600/4	127		BFOV(1.0")	35	83	1	ONT	
	127		SEBF 4I	158				
127 Keane St	127		BFOV(1.0")D	103				
A600/5	205		BFOV(1.0")	168	83	1	ONT	
	205		SEBF 4I	228				
205 Keane St	205		BFOV(1.0")D	40				
A600/5	209		BFOV(1.0")	204	83	1	ONT	
	209		SEBF 4I	224				
A600/5	211		BFOV(1.0")	126	83	1	ONT	
	211		SEBF 4I	146				
A600/5	213		BFOV(1.0")	150	83	1	ONT	
	213		SEBF 4I	222				
213 Richards St	213		BFOV(1.0")D	52				
A600/5	215		BFOV(1.0")	283	83	1	ONT	
	215		SEBF 4I	370				
215 Richards St	215		BFOV(1.0")D	67				

As Staked  
Mt. Horeb Telephone Co.

Name: A600-2  
 WO: Ridgeway Village  
 Exch: Ridgeway  
 State: WI  
 County: Iowa  
 Twsp: 6N Range: 4E  
 Section: 14 Route: A600

Staked By: DEC Date: 2/14/2023



1 Inch = 40 Feet

SHEET A600-1

SHEET A600-1

From	To	PType	Units	Feet	BM	NID	Remarks
(A600/2)	A: A610/1	BDO5	BFO 12I	336	2	1	
	A: A610/1		BFOV(1.25")	316			
(A600/3)	A: A615/1	BDO5	BFO 24I	344	2	1	
	A: A615/1		BFOV(1.25")	274	61D	108	
A615/1	A: A615/1		BFOV(1.0")D	28			
A610/1	201		BFOV(1.0")	116	83	1	ONT
	201		SEBF 4I	136			
A615/1	205		BFOV(1.0")	204	83	1	ONT
	205		SEBF 4I	252			

As Staked  
 Mt. Horeb Telephone Co.  
 Name: A610-1  
 WO: Ridgeway Village  
 Exch: Ridgeway  
 State: WI  
 County: Iowa  
 Twsp: 6N Range: 4E  
 Section: 14 Route: A610  
 Staked By: DEC Date: 2/14/2023

From	To	PType	Units	Feet	BM		NID	Remarks
A615/1	208		BFOV(1.0")	107	83	1	ONT	
	208		SEBF 4I	160				
208 Keane St	208		BFOV(1.0")D	33				
A610/1	210		BFOV(1.0")	116	83	1	ONT	
	210		SEBF 4I	136				
A615/1	301		BFOV(1.0")	96	83	1	ONT	
	301		SEBF 4I	116				
A615/1	305		BFOV(1.0")	146	83	1	ONT	
	305		SEBF 4I	166				
A610/1	405		BFOV(1.0")	136	61	22	ONT	
	405		SEBF 4I	326	83	1		
405 Kirby St	405		BFOV(1.0")D	170				

As Staked  
Mt. Horeb Telephone Co.

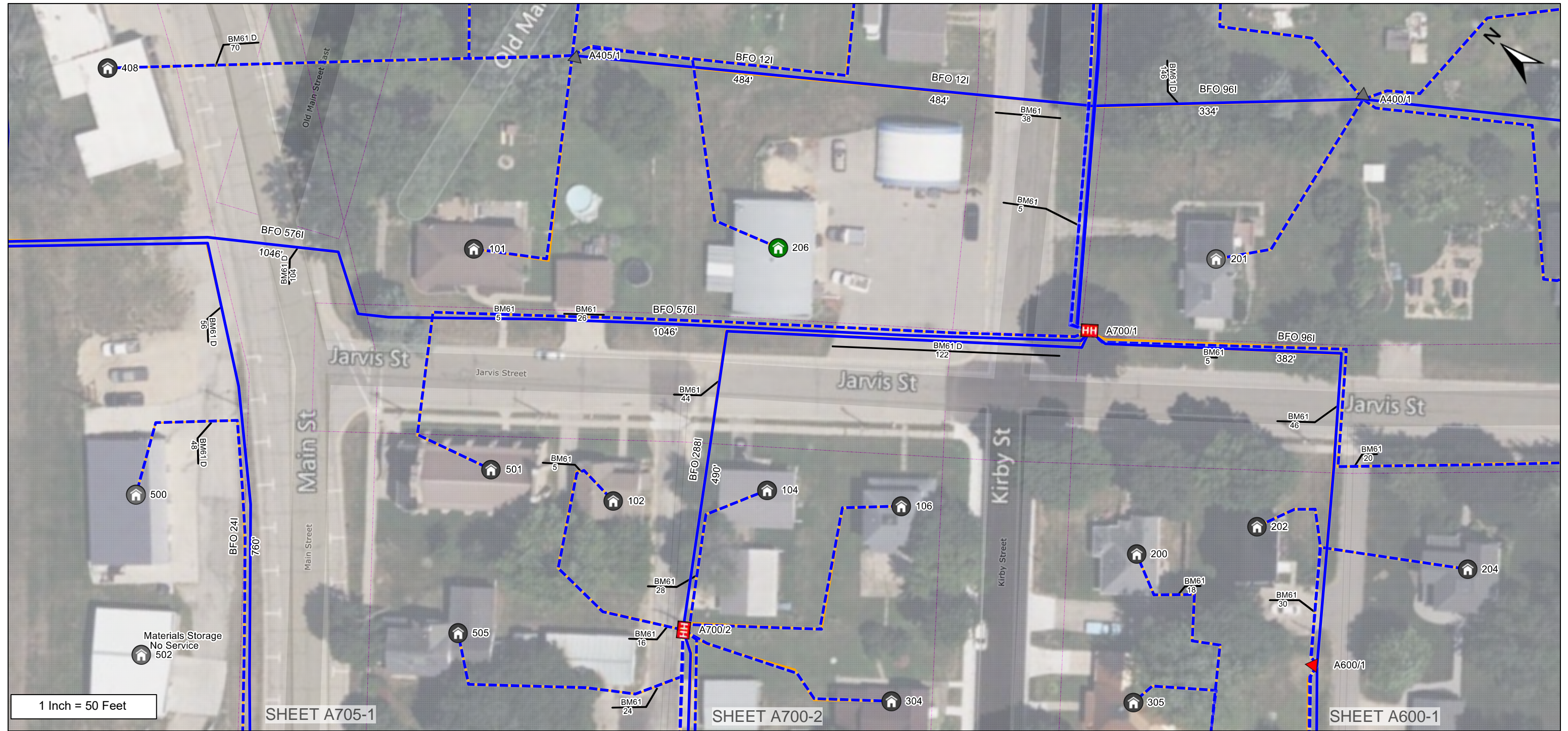
Name: A610-1  
 WO: Ridgeway Village  
 Exch: Ridgeway  
 State: WI  
 County: Iowa  
 Twsp: 6N Range: 4E  
 Section: 14 Route: A610

Staked By: DEC Date: 2/14/2023

SHEET A100-1

SHEET A400-1

ELEMENTARY SCHOOL SHEET



1 Inch = 50 Feet

SHEET A705-1

SHEET A700-2

SHEET A600-1

From	To	PType	Units	Feet	BM	BM	HO	NID	Remarks
(A)	A: A700/1	BHF(30x48x30)	BFO 576I	1046	2	1	53LS	1	1
	A: A700/1		BFOV(2.0")	926	53	1			
A700/1	A: A700/1		BFOV(1.0")D	340	61	49			
	A: A700/1		BFOV(1.25")D	122	61D	122			
	A: A700/1		BFOV(1.25")D	122					
A700/1	A: A700/2	BHF(30x48x30)	BFO 288I	490	2	1		1	1
	A: A700/2		BFOV(2.0")	370	61	16			
A700/1	A: A600/1	BDO5	BFO 96I	382	2	1			
	A: A600/1		BFOV(1.25")	312	61	76			

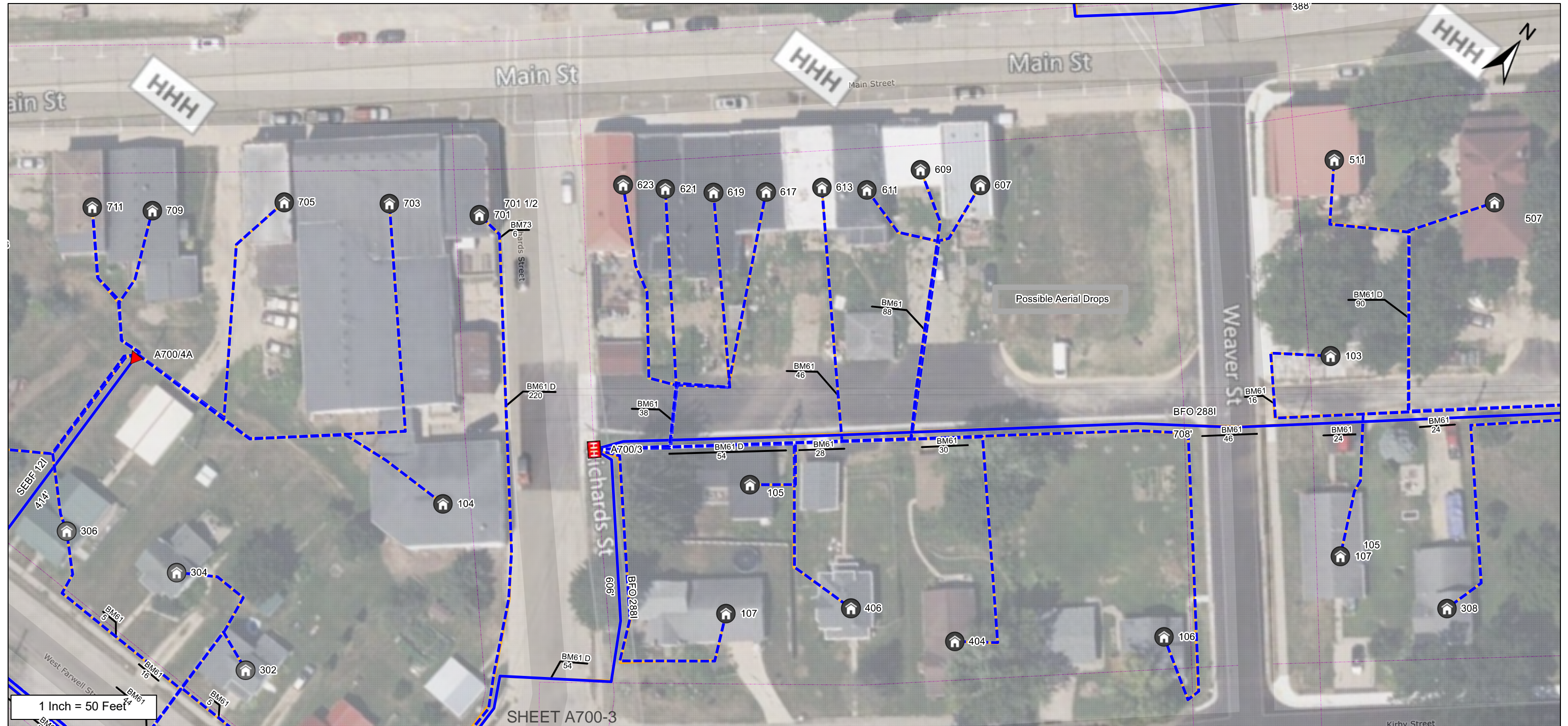
As Staked  
 Mt. Horeb Telephone Co.  
 Name: A700-1  
 WO: Ridgeway Village  
 Exch: Ridgeway  
 State: WI  
 County: Iowa  
 Twsp: 6N Range: 4E  
 Section: 14 Route: A700  
 Staked By: DEC Date: 2/14/2023

From	To	PType	Units	Feet	BM	BM	HO	NID	Remarks
A700/1	501		BFOV(1.0")	104	83	1		ONT	
	501		SEBF 4I	514					
A700/2	505		BFOV(1.0")	145	83	1		ONT	
	505		SEBF 4I	250					
505 Main St	505		BFOV(1.0")D	35					
(A405/1)	408		BFOV(1.0")	196	61D	70		ONT	
	408		SEBF 4I	272	83	1			
408 Main St	408		BFOV(1.0")D	56					
(A405/1)	101		BFOV(1.0")	152	61	31		ONT	
	101		SEBF 4I	172	83	1			
(A405/1)	206		BFOV(1.0")	130	83	1		ONT	
	206		SEBF 4I	220					
206 Kirby St	206		BFOV(1.0")D	70					
A700/2	102		BFOV(1.0")	62	61	5		ONT	
	102		SEBF 4I	178	83	1			
102 Jarvis St	102		BFOV(1.0")D	46					
A700/2	104		BFOV(1.0")	38	61	28		ONT	
	104		SEBF 4I	174	83	1			
104 Jarvis St	104		BFOV(1.0")D	66					
A700/2	106		BFOV(1.0")	178	83	1		ONT	
	106		SEBF 4I	248					
A600/1	305		BFOV(1.0")	60	83	1		ONT	
	305		SEBF 4I	292					
305 Kirby St	305		BFOV(1.0")D	212					
A700/2	304		BFOV(1.0")	128	83	1		ONT	
	304		SEBF 4I	198					
A600/1	204		BFOV(1.0")	84	83	1		ONT	
	204		SEBF 4I	166					
204 Jarvis St	204		BFOV(1.0")D	62					
A600/1	202		BFOV(1.0")	59	83	1		ONT	
	202		SEBF 4I	148					
202 Jarvis St	202		BFOV(1.0")D	69					
A600/1	200		BFOV(1.0")	131	61	18		ONT	
	200		SEBF 4I	364	83	1			
200 Jarvis St	200		BFOV(1.0")D	213					

As Staked  
Mt. Horeb Telephone Co.

Name: A700-1  
 WO: Ridgeway Village  
 Exch: Ridgeway  
 State: WI  
 County: Iowa  
 Twsp: 6N Range: 4E  
 Section: 14 Route: A700

Staked By: DEC Date: 2/14/2023



SHEET A700-3

SHEET A700-1

1 Inch = 50 Feet

From	To	PType	Units	Feet	BM	BM	HO	NID	Remarks
(A700/2)	A: A700/3	BHF(30x48x30)	BFO 2881	708	2	1	53LS	1	1
	A: A700/3		BFOV(2.0")	588	53	1			
	A: A700/3		61D 54						
(A700/4)	A: A700/4A		BFO 121	414	2	1			
	A: A700/4A		BFOV(1.25")	344					
A700/4A	709		BFOV(1.0")	54	83	1		ONT	
	709		SEBF 41	108					
709 Main St	709		BFOV(1.0")D	34					
A700/4A	705		BFOV(1.0")	129	83	1		ONT	

As Staked  
 Mt. Horeb Telephone Co.  
 Name: A700-2  
 WO: Ridgeway Village  
 Exch: Ridgeway  
 State: WI  
 County: Iowa  
 Twsp: 6N Range: 4E  
 Section: 14 Route: A700  
 Staked By: DEC Date: 2/14/2023

From	To	PType	Units	Feet	BM	BM	HO	NID	Remarks
	705		SEBF 4I	208					
705 Main St	705		BFOV(1.0")D	59					
A700/4A	703		BFOV(1.0")	156	83	1		ONT	
	703		SEBF 4I	306					
703 Main St	703		BFOV(1.0")D	130					
A700/3	621		BFOV(1.0")	108	83	1		ONT	
	621		SEBF 4I	256					
621 Main St	621		BFOV(1.0")D	78					
A700/3	623		BFOV(1.0")	114	83	1		ONT	
	623		SEBF 4I	268					
623 Main St	623		BFOV(1.0")D	84					
A700/3	617		BFOV(1.0")	106	83	1		ONT	
	617		SEBF 4I	288					
617 Main St	617		BFOV(1.0")D	102					
A700/3	619		BFOV(1.0")	104	83	1		ONT	
	619		SEBF 4I	286					
619 Main St	619		BFOV(1.0")D	102					
A700/3	613		BFOV(1.0")	66	83	1		ONT	
	613		SEBF 4I	346					
613 Main St	613		BFOV(1.0")D	210					
A700/3	611		BFOV(1.0")	68	61	46		ONT	
	611		SEBF 4I	402	83	1			Aerial?
611 Main St	611		BFOV(1.0")D	266					
A700/3	609		BFOV(1.0")	58	83	1		ONT	
	609		SEBF 4I	392					Aerial?
609 Main St	609		BFOV(1.0")D	266					
A700/3	607		BFOV(1.0")	58	83	1		ONT	
	607		SEBF 4I	394					Aerial?
607 Main St	607		BFOV(1.0")D	266					
(A700/2)	511		BFOV(1.0")	80	83	1		ONT	
	511		SEBF 4I	388					
511 Main St	511		BFOV(1.0")D	238					
A700/3	406		BFOV(1.0")	92	83	1		ONT	
	406		SEBF 4I	286					
406 Kirby St	406		BFOV(1.0")D	124					
A700/3	404		BFOV(1.0")	136	61	30		ONT	
	404		SEBF 4I	418	83	1			
404 Kirby St	404		BFOV(1.0")D	212					
(A700/2)	308		BFOV(1.0")	111	61	24		ONT	

As Staked  
Mt. Horeb Telephone Co.

Name: A700-2  
 WO: Ridgeway Village  
 Exch: Ridgeway  
 State: WI  
 County: Iowa  
 Twsp: 6N Range: 4E  
 Section: 14 Route: A700

Staked By: DEC Date: 2/14/2023

From	To	PType	Units	Feet	BM	BM	HO	NID	Remarks
	308		SEBF 4I	292	83	1			
308 Kirby St	308		BFOV(1.0")D	111					
(A700/2)	107		BFOV(1.0")	80	61	24		ONT	
	107		SEBF 4I	316	83	1			
107 Weaver St	107		BFOV(1.0")D	166					
A700/3	105		BFOV(1.0")	41	61D	54		ONT	
	105		SEBF 4I	244	83	1			
105 Richards St	105		BFOV(1.0")D	133					
(A700/2)	103		BFOV(1.0")	67	61	16		ONT	
	103		SEBF 4I	352	83	1			
103 Weaver St	103		BFOV(1.0")D	215					
A700/4A	711		BFOV(1.0")	58	83	1		ONT	
	711		BFOV(1.0")	58					
	711		SEBF 4I	112					
	711		SEBF 4I	112					
711 Main St	711		BFOV(1.0")D	38					
	711		BFOV(1.0")D	34					
(A700/4)	701 1/2		BFOV(1.0")	540	61D	220		ONT	
	701 1/2		SEBF 4I	610	73	6			
	701 1/2				83	1			
(A700/2)	507		BFOV(1.0")	58	83	1		ONT	
	507		SEBF 4I	368					
507 Main St	507		BFOV(1.0")D	240					
A700/3	107		BFOV(1.0")	88	83	1		ONT	
	107		SEBF 4I	278					
107 Richards St	107		BFOV(1.0")D	120					
A700/3	106		BFOV(1.0")	202	83	1		ONT	
	106		SEBF 4I	578					
106 Weaver St	106		BFOV(1.0")D	306					
A700/4A	104		BFOV(1.0")	64	83	1		ONT	
	104		SEBF 4I	214					
104 Richards St	104		BFOV(1.0")D	130					

As Staked  
 Mt. Horeb Telephone Co.  
 Name: A700-2  
 WO: Ridgeway Village  
 Exch: Ridgeway  
 State: WI  
 County: Iowa  
 Twsp: 6N Range: 4E  
 Section: 14 Route: A700  
 Staked By: DEC Date: 2/14/2023

SHEET A700-4



SHEET A720-1

SHEET A710-1

1 Inch = 50 Feet

From	To	PType	Units	Feet	BM	BM	HO	NID	Remarks
(A700/3)	A: A700/4	BHF(30x48x30)	BFO 2881	606	2	1	53LS	1	1
	A: A700/4		BFOV(1.25'')	486	53	1			
	A: A700/4				61	44			
	A: A700/4				61D	166			
A700/4	A: A700/5	BHF(30x48x30)	BFO 2881	540	2	1		1	1
	A: A700/5		BFOV(1.25'')	420	61	44			
A700/5	A: A700/6	BHF(30x48x30)	BFO 2881	332	2	1		1	1
	A: A700/6		BFOV(1.25'')	212	61	72			
A700/6	A: A700/6		BFOV(1.0'')D	203	61D	110			

**As Staked**  
Mt. Horeb Telephone Co.

Name: A700-3  
 WO: Ridgeway Village  
 Exch: Ridgeway  
 State: WI  
 County: Iowa  
 Twsp: 6N Range: 4E  
 Section: 14 Route: A700

Staked By: DEC Date: 2/14/2023

From	To	PType	Units	Feet	BM	BM	HO	NID	Remarks
A700/4	300		BFOV(1.0")	146	61	5		ONT	
	300		SEBF 4I	306	83	1			
300 W Farwell St	300		BFOV(1.0")D	90					
A700/4	202		BFOV(1.0")	110	83	1		ONT	
	202		SEBF 4I	180					
A700/4	307		BFOV(1.0")	103	61D	72		ONT	
	307		SEBF 4I	296	83	1			
307 W Farwell St	307		BFOV(1.0")D	123					
(A700/4A)	310		BFOV(1.0")	71	83	1		ONT	
	310		SEBF 4I	164					
310 W Farwell St	310		BFOV(1.0")D	73					
A700/4	311		SEBF 4I	354	61	40		ONT	
	311				83	1			
A700/5	312		BFOV(1.0")	50	83	1		ONT	
	312		SEBF 4I	326					
312 W Farwell St	312		BFOV(1.0")D	206					
A700/5	313		BFOV(1.0")	59	61	40		ONT	
	313		SEBF 4I	288	83	1			
313 W Farwell St	313		BFOV(1.0")D	159					
A700/5	315		BFOV(1.0")	84	61	5		ONT	
	315		SEBF 4I	154	83	1			
A700/5	317		BFOV(1.0")	47	61	43		ONT	
	317		SEBF 4I	174	83	1			
317 W Farwell St	317		BFOV(1.0")D	57					
A700/6	319		BFOV(1.0")	78	61	19		ONT	
	319		SEBF 4I	202	83	1			
319 W Farwell St	319		BFOV(1.0")D	54					
A700/5	713		BFOV(1.0")	95	83	1		ONT	
	713		SEBF 4I	370					
713 Main St	713		BFOV(1.0")D	205					
A700/5	715		BFOV(1.0")	38	83	1		ONT	
	715		SEBF 4I	300					
715 Main St	715		BFOV(1.0")D	192					
A700/5	717		BFOV(1.0")	54	61	5		ONT	
	717		SEBF 4I	320	83	1			
717 Old Man East	717		BFOV(1.0")D	196					
(A715/1)	722		BFOV(1.0")	154	83	1		ONT	
	722		SEBF 4I	174					
A700/6	723		BFOV(1.0")	56	83	1		ONT	

As Staked  
Mt. Horeb Telephone Co.

Name: A700-3  
 WO: Ridgeway Village  
 Exch: Ridgeway  
 State: WI  
 County: Iowa  
 Twsp: 6N Range: 4E  
 Section: 14 Route: A700

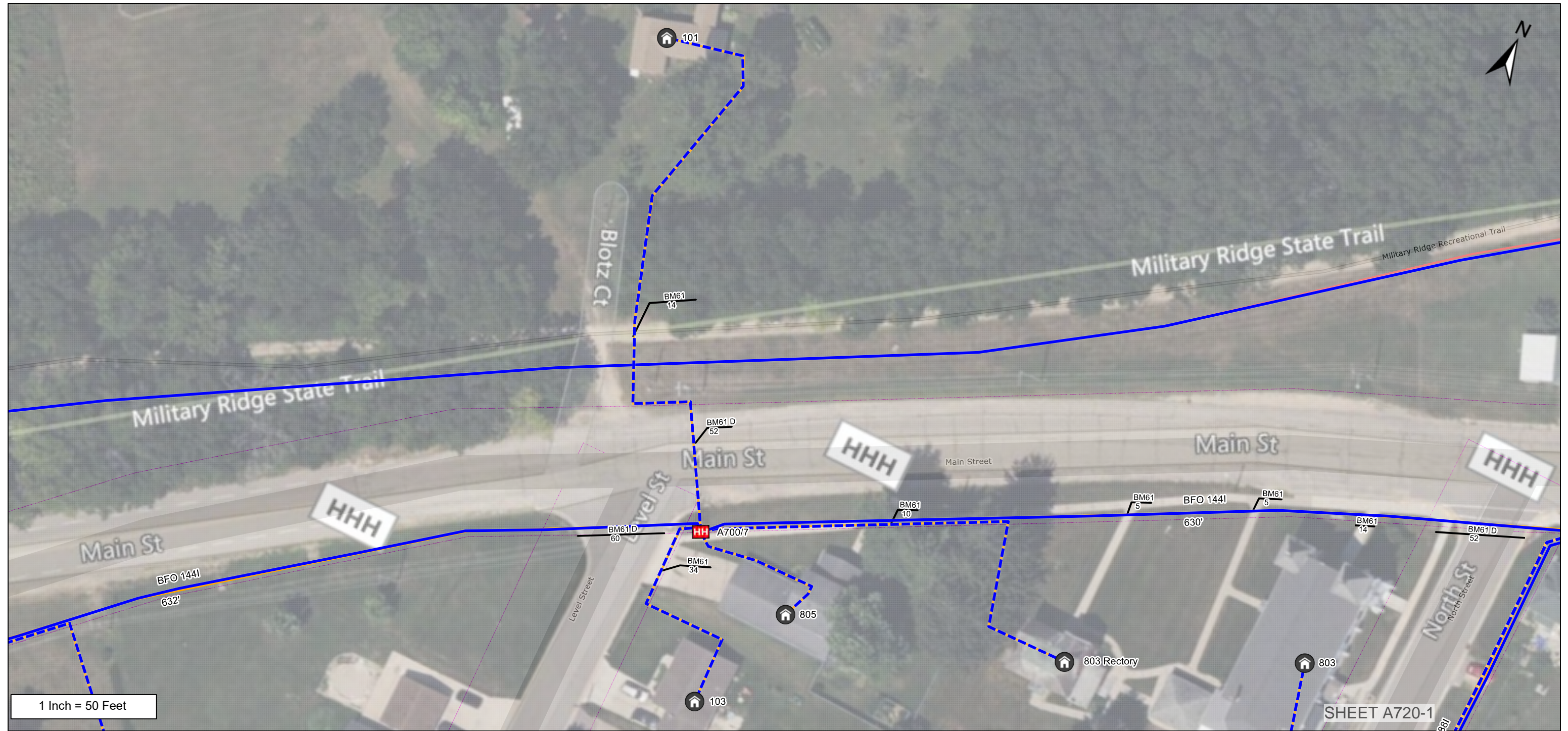
Staked By: DEC Date: 2/14/2023

From	To	PType	Units	Feet	BM	BM	HO	NID	Remarks
	723		SEBF 4I	126					
(A700/4A)	306		BFOV(1.0")	43	83	1			ONT
A700/4	306		BFOV(1.0")	120					
(A700/4A)	306		SEBF 4I	168					To 306 1/2 Apt.
A700/4	306		SEBF 4I	280					
306 W Farwell St	306		BFOV(1.0")D	73					
	306		BFOV(1.0")D	90					
A700/4	304		BFOV(1.0")	64	61	21			ONT
	304		SEBF 4I	262	83	1			
304 W Farwell St	304		BFOV(1.0")D	128					
A700/4	302		BFOV(1.0")	25	61	21			ONT
	302		SEBF 4I	226	83	1			
302 W Farwell St	302		BFOV(1.0")D	131					

As Staked  
Mt. Horeb Telephone Co.

Name: A700-3  
 WO: Ridgeway Village  
 Exch: Ridgeway  
 State: WI  
 County: Iowa  
 Twsp: 6N Range: 4E  
 Section: 14 Route: A700

Staked By: DEC Date: 2/14/2023



SHEET A700-5

SHEET A700-3

1 Inch = 50 Feet

SHEET A720-1

From	To	PType	Units	Feet	BM	HO	NID	Remarks
(A700/6)	A: A700/7	BHF(30x48x30)	BFO 144I	630	2	1	1	1
	A: A700/7		BFOV(1.25")	510	61	10		
	A: A700/7				61D	112		
(A700/6)	803		BFOV(1.0")	159	61	5		ONT
	803		SEBF 4I	432	61D	60		
803 Main St	803		BFOV(1.0")D	203	83	1		
A700/7	803 Rectory		BFOV(1.0")	105	61	5		ONT
	803 Rectory		SEBF 4I	344	83	1		
803 Rectory Main St	803 Rectory		BFOV(1.0")D	169				

As Staked  
 Mt. Horeb Telephone Co.  
 Name: A700-4  
 WO: Ridgeway Village  
 Exch: Ridgeway  
 State: WI  
 County: Iowa  
 Twsp: 6N Range: 4E  
 Section: 15 Route: A700  
 Staked By: DEC Date: 2/14/2023

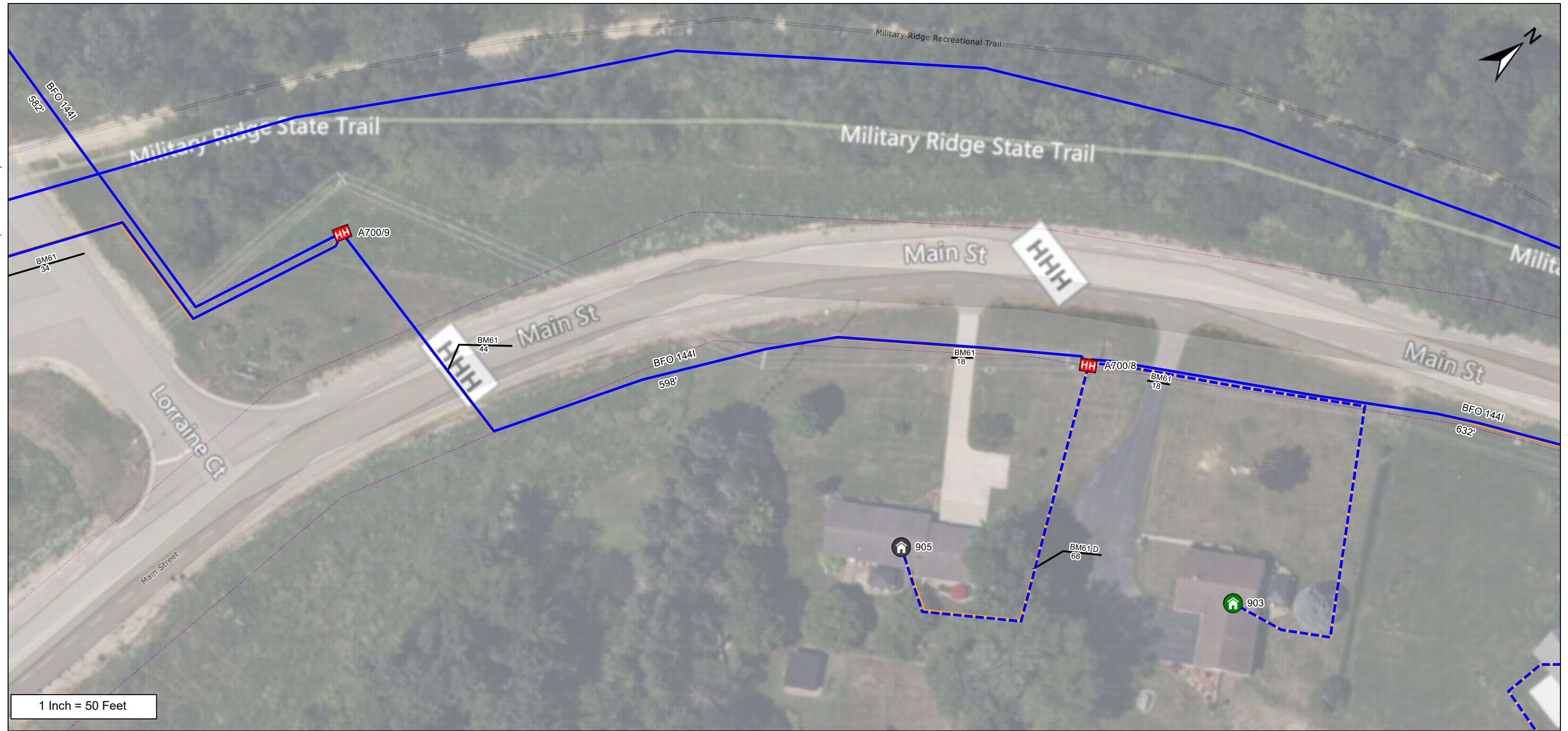
From	To	PType	Units	Feet	BM		HO		NID	Remarks
A700/7	101		BFOV(1.0")	350	61	14			ONT	
	101		SEBF 4I	420	83	1				
A700/7	103		BFOV(1.0")	142	83	1			ONT	
	103		SEBF 4I	212						
A700/7	805		BFOV(1.0")	98	61	48			ONT	
	805		SEBF 4I	168	83	1				

**As Staked**  
Mt. Horeb Telephone Co.

Name: A700-4  
 WO: Ridgeway Village  
 Exch: Ridgeway  
 State: WI  
 County: Iowa  
 Twsp: 6N Range: 4E  
 Section: 15 Route: A700

Staked By: DEC Date: 2/14/2023

SHEET A730-2  
SHEET A730-1 (DEFFER)



SHEET A700-4

From	To	PType	Units	Feet	BM	HO	NID	Remarks
(A700/7)	A: A700/8	BHF(30x48x30)	BFO 1441	632	2	1	1	1
	A: A700/8		BFOV(1.25")	512				
A700/8	A: A700/9	BHF(30x48x30)	BFO 1441	598	2	1	1	1
	A: A700/9		BFOV(1.25")	478	61	44		
A700/9	A: A700/9		BFOV(1.25")D	158				
A700/8	903		BFOV(1.0")	184	61	18		ONT
	903		SEBF 4I	412	83	1		
903 Main St	903		BFOV(1.0")D	158				
A700/8	905		BFOV(1.0")	232	61	18		ONT

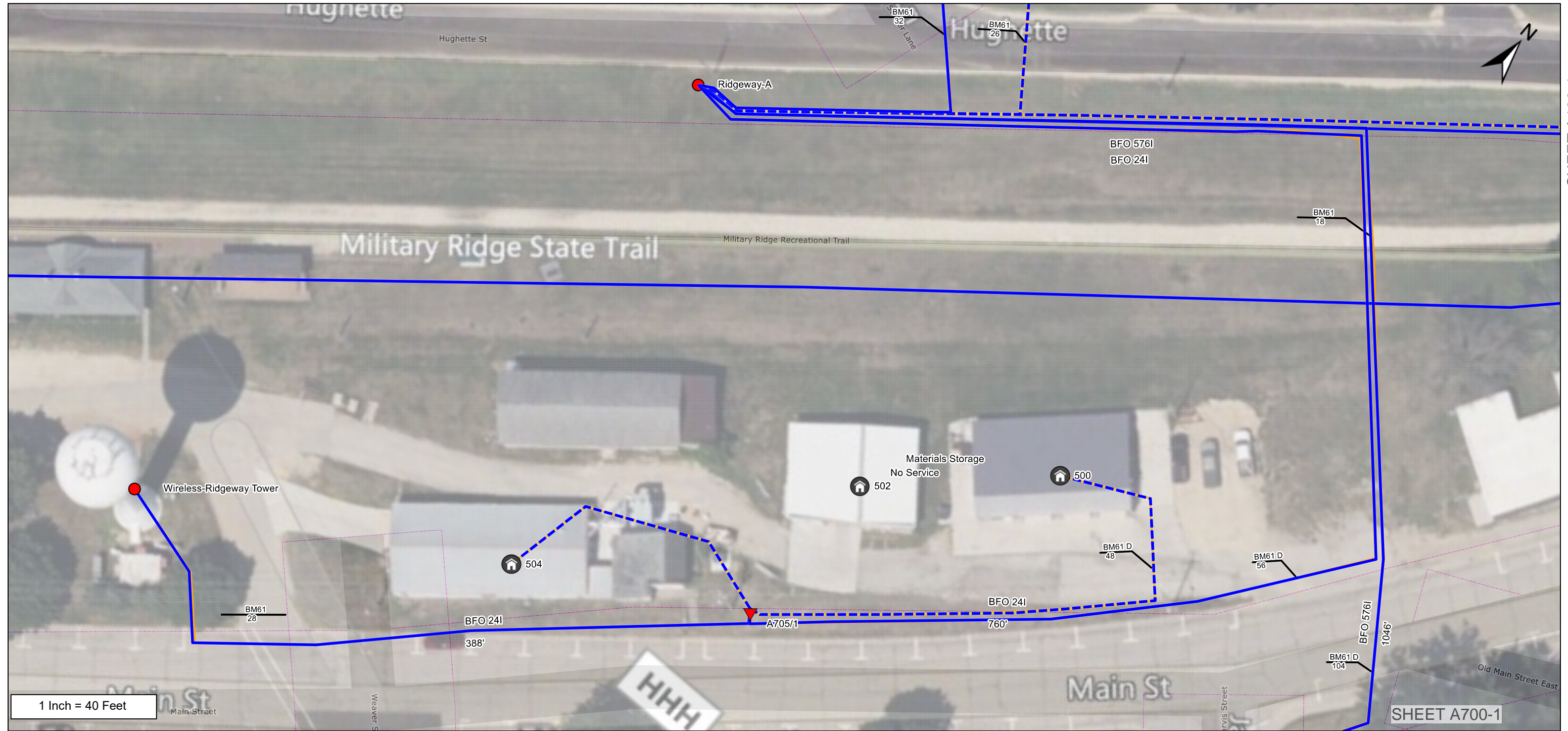
As Staked  
Mt. Horeb Telephone Co.  
Name: A700-5  
WO: Ridgeway Village  
Exch: Ridgeway  
State: WI  
County: Iowa  
Twp: 6N Range: 4E  
Section: 15 Route: A700  
Staked By: DEC Date: 2/14/2023

From	To	PType	Units	Feet	BM		HO		NID	Remarks
	905		SEBF 4I	302	61D	68				
	905				83	1				

**As Staked**  
Mt. Horeb Telephone Co.

Name: A700-5  
 WO: Ridgeway Village  
 Exch: Ridgeway  
 State: WI  
 County: Iowa  
 Twsp: 6N Range: 4E  
 Section: 15 Route: A700

Staked By: DEC Date: 2/14/2023



From	To	PType	Units	Feet	BM	NID	Remarks
(A)	A: A705/1		BFO 24I	760	2	1	
	A: A705/1		BFOV(1.25")	248	61D	160	
A705/1	A: A705/1		BFOV(1.25")D	442			
A705/1	Ridgeway Tower		BFO 24I	388	61	28	
	Ridgeway Tower		BFOV(1.25")	318			
A705/1	500		BFOV(1.0")	87	61D	48	ONT
	500		SEBF 4I	284	83	1	
500 Main St	500		BFOV(1.0")D	177			
	502				83	1	ONT

As Staked  
 Mt. Horeb Telephone Co.  
 Name: A705-1  
 WO: Ridgeway Village  
 Exch: Ridgeway  
 State: WI  
 County: Iowa  
 Twsp: 6N Range: 4E  
 Section: 14 Route: A705  
 Staked By: DEC Date: 2/14/2023

From	To	PType	Units	Feet	BM		NID	Remarks
A705/1	504		BFOV(1.0")	130	83	1	ONT	
	504		SEBF 4I	150				

**As Staked**  
**Mt. Horeb Telephone Co.**

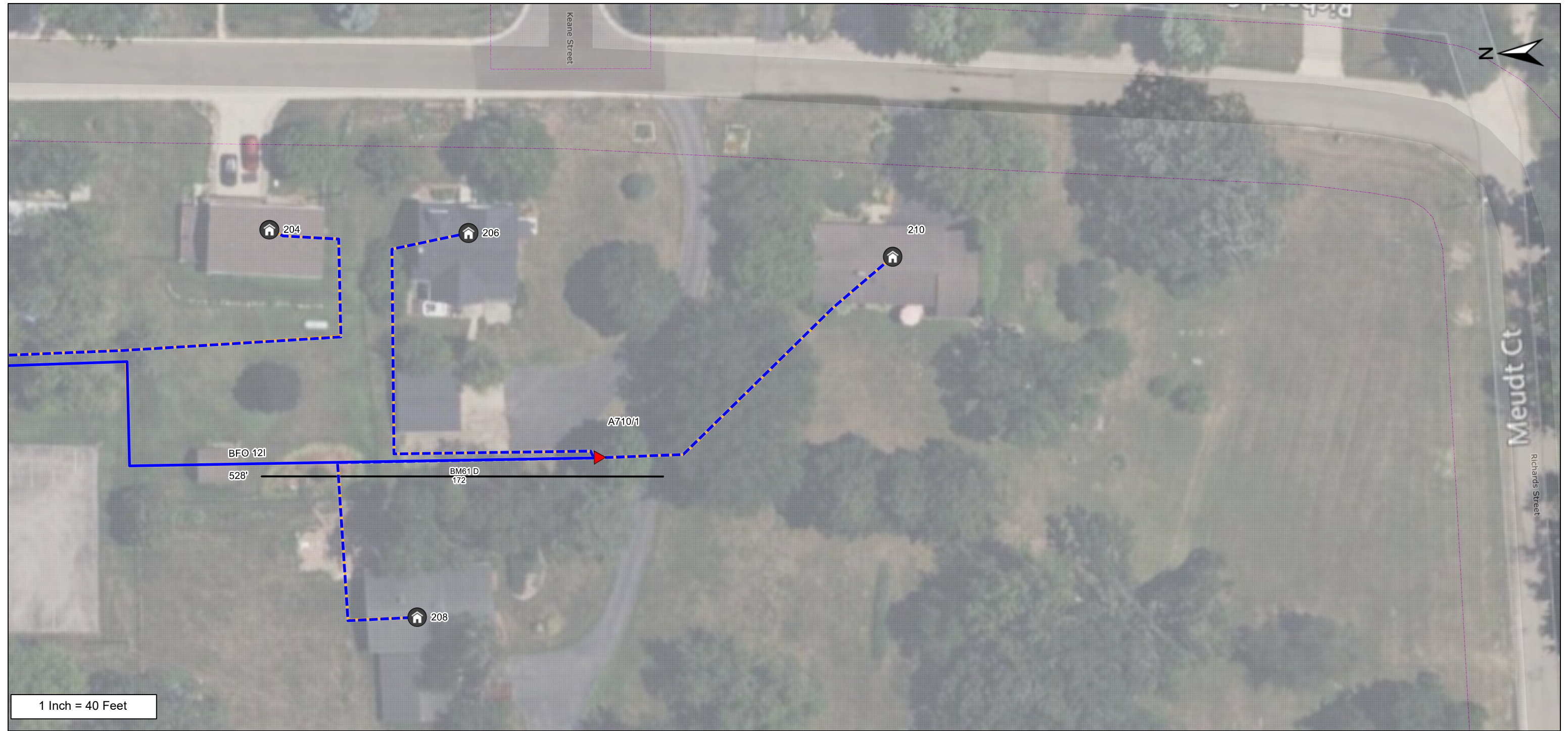
Name: A705-1  
WO: Ridgeway Village  
Exch: Ridgeway  
State: WI  
County: Iowa  
Twp: 6N Range: 4E  
Section: 14 Route: A705

Staked By: DEC Date: 2/14/2023

225

Sheet	34 A	of	49
-------	------	----	----

SHEET A700-3



1 Inch = 40 Feet

From	To	PType	Units	Feet	BM		NID	Remarks
(A700/4)	A: A710/1	BDO5	BFO 121	528	2	1		
	A: A710/1		BFOV(1.25")	458	61D	172		
(A700/4)	204		BFOV(1.0")	174	83	1	ONT	
	204		SEBF 4I	390				
204 Richards St	204		BFOV(1.0")D	146				
A710/1	206		BFOV(1.0")	128	83	1	ONT	
	206		SEBF 4I	232				
206 Richards St	206		BFOV(1.0")D	84				
A710/1	208		BFOV(1.0")	100	83	1	ONT	

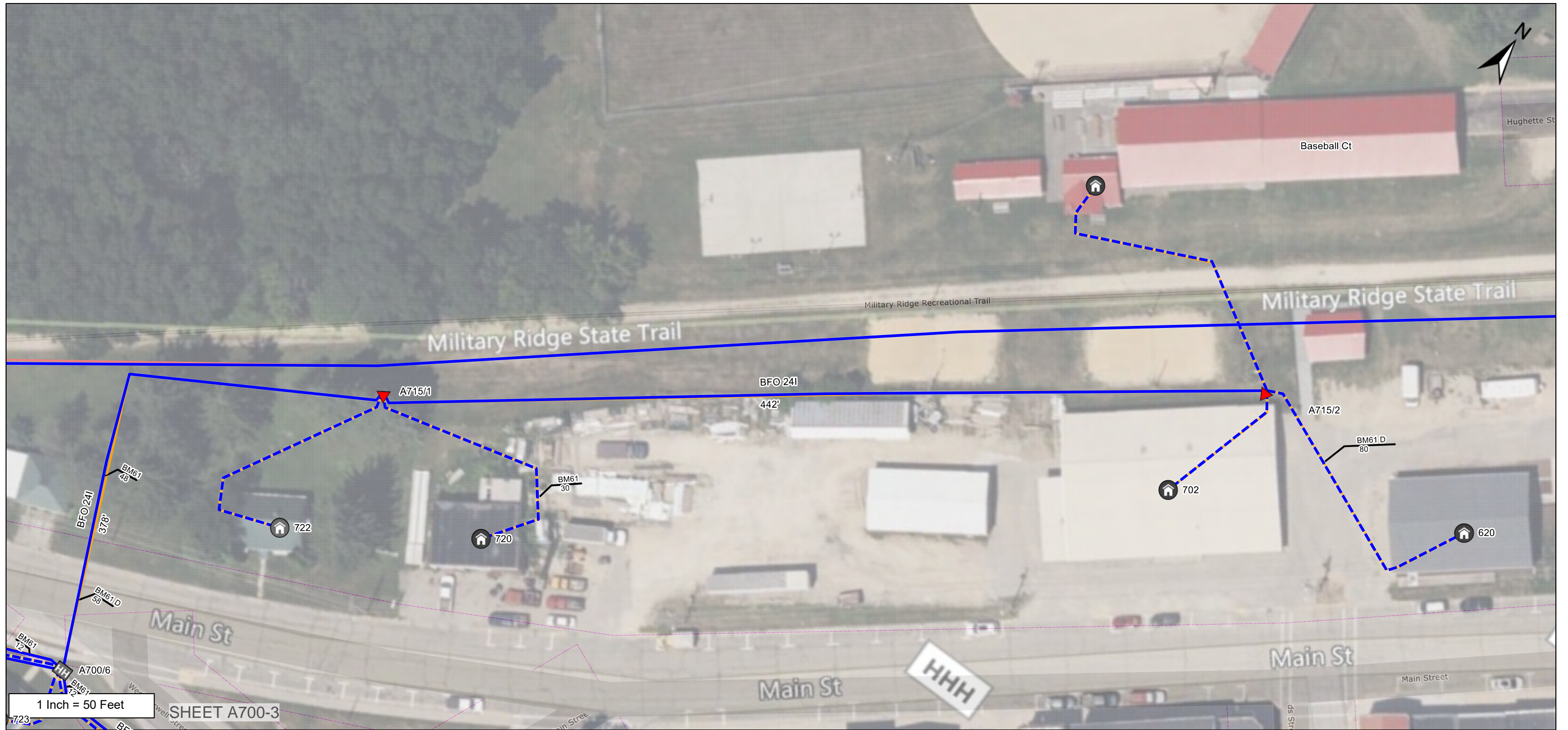
As Staked  
 Mt. Horeb Telephone Co.  
 Name: A710-1  
 WO: Ridgeway Village  
 Exch: Ridgeway  
 State: WI  
 County: Iowa  
 Twsp: 6N Range: 4E  
 Section: 14 Route: A710  
 Staked By: DEC Date: 2/14/2023

From	To	PType	Units	Feet	BM	NID	Remarks
	208		SEBF 4I	236			
208 Richards St	208		BFOV(1.0")D	116			
A710/1	210		BFOV(1.0")	158	83	1	ONT
	210		SEBF 4I	178			

**As Staked**  
Mt. Horeb Telephone Co.

Name: A710-1  
 WO: Ridgeway Village  
 Exch: Ridgeway  
 State: WI  
 County: Iowa  
 Twsp: 6N Range: 4E  
 Section: 14 Route: A710

Staked By: DEC Date: 2/14/2023



From	To	PType	Units	Feet	BM		NID	Remarks
(A700/6)	A: A715/1	BDO5	BFO 24I	378	2	1		
	A: A715/1		BFOV(1.25")	308				
A715/1	A: A715/2	BDO5	BFO 24I	442	2	1		
	A: A715/2		BFOV(1.25")	422				
A715/2	Baseball Ct		BFOV(1.0")	118	83	1	ONT	
	Baseball Ct		SEBF 4I	138				
A715/1	720		BFOV(1.0")	160	61	30	ONT	
	720		SEBF 4I	180	83	1		
A715/2	702		BFOV(1.0")	54	83	1	ONT	

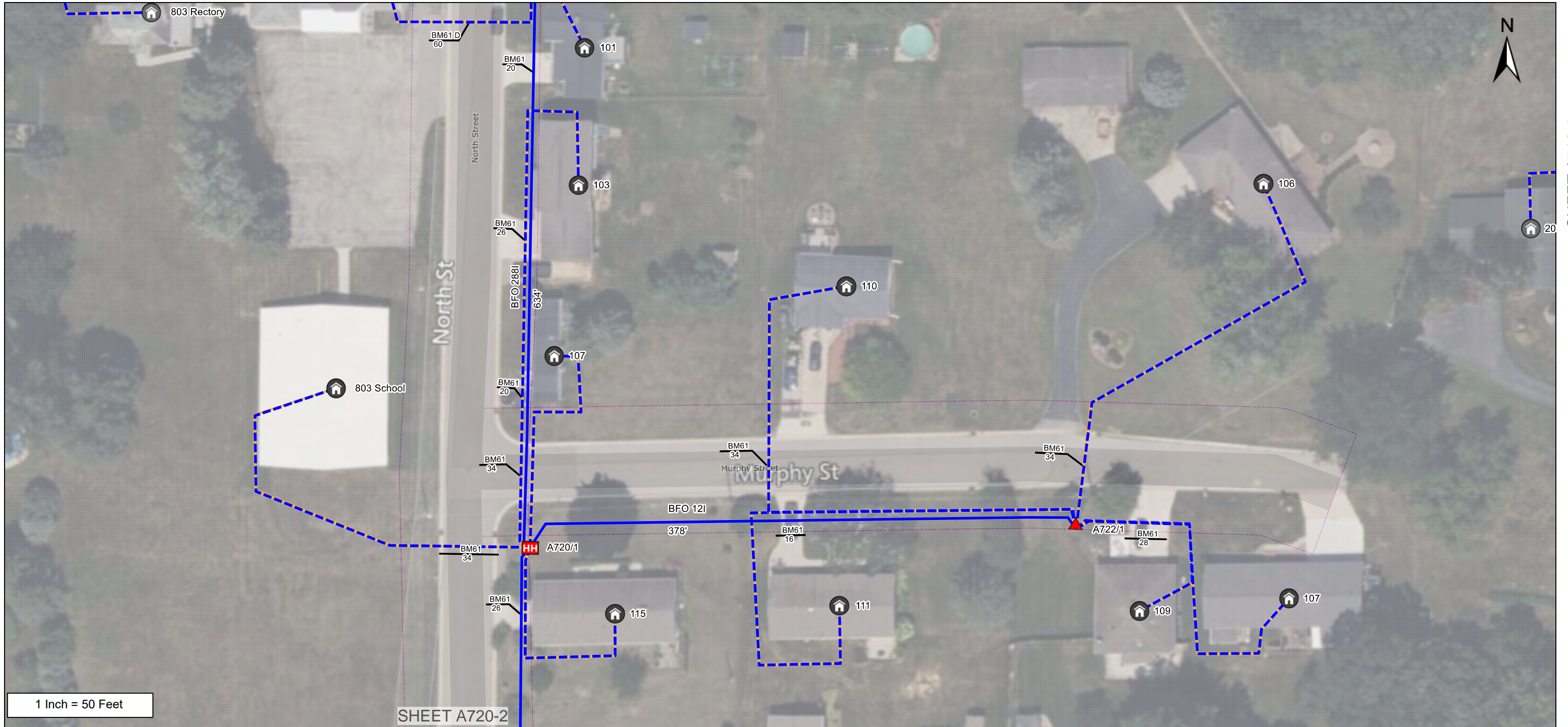
**As Staked**  
 Mt. Horeb Telephone Co.  
 Name: A715-1  
 WO: Ridgeway Village  
 Exch: Ridgeway  
 State: WI  
 County: Iowa  
 Twsp: 6N Range: 4E  
 Section: 14 Route: A715  
 Staked By: DEC Date: 2/14/2023

From	To	PType	Units	Feet	BM		NID	Remarks
	702		SEBF 4I	74				
A715/2	620		BFOV(1.0")	184	61D	80	ONT	
	620		SEBF 4I	204	83	1		

As Staked  
Mt. Horeb Telephone Co.

Name: A715-1  
 WO: Ridgeway Village  
 Exch: Ridgeway  
 State: WI  
 County: Iowa  
 Twsp: 6N Range: 4E  
 Section: 14 Route: A715

Staked By: DEC Date: 2/14/2023



SHEET A720-2

From	To	PType	Units	Feet	BM	HO	NID	Remarks
(A700/6)	A: A720/1	BHF(30x48x30)	BFO 288I	634	2	1	1	
	A: A720/1		BFOV(1.25")	514	61	68		
A720/1	A: A722/1	BDO5	BFO 12I	378	2	1		
	A: A722/1		BFOV(1.25")	308				
(A700/6)	101		BFOV(1.0")	49	61	20		ONT
	101		SEBF 4I	322	83	1		
A720/1	103		BFOV(1.0")	82	61	26		ONT
	103		SEBF 4I	380	83	1		
103 North St	103		BFOV(1.0")D	228				

As Staked  
 Mt. Horeb Telephone Co.  
 Name: A720-1  
 WO: Ridgeway Village  
 Exch: Ridgeway  
 State: WI  
 County: Iowa  
 Twsp: 6N Range: 4E  
 Section: 14 Route: A720  
 Staked By: DEC Date: 2/14/2023

SHEET A710-1

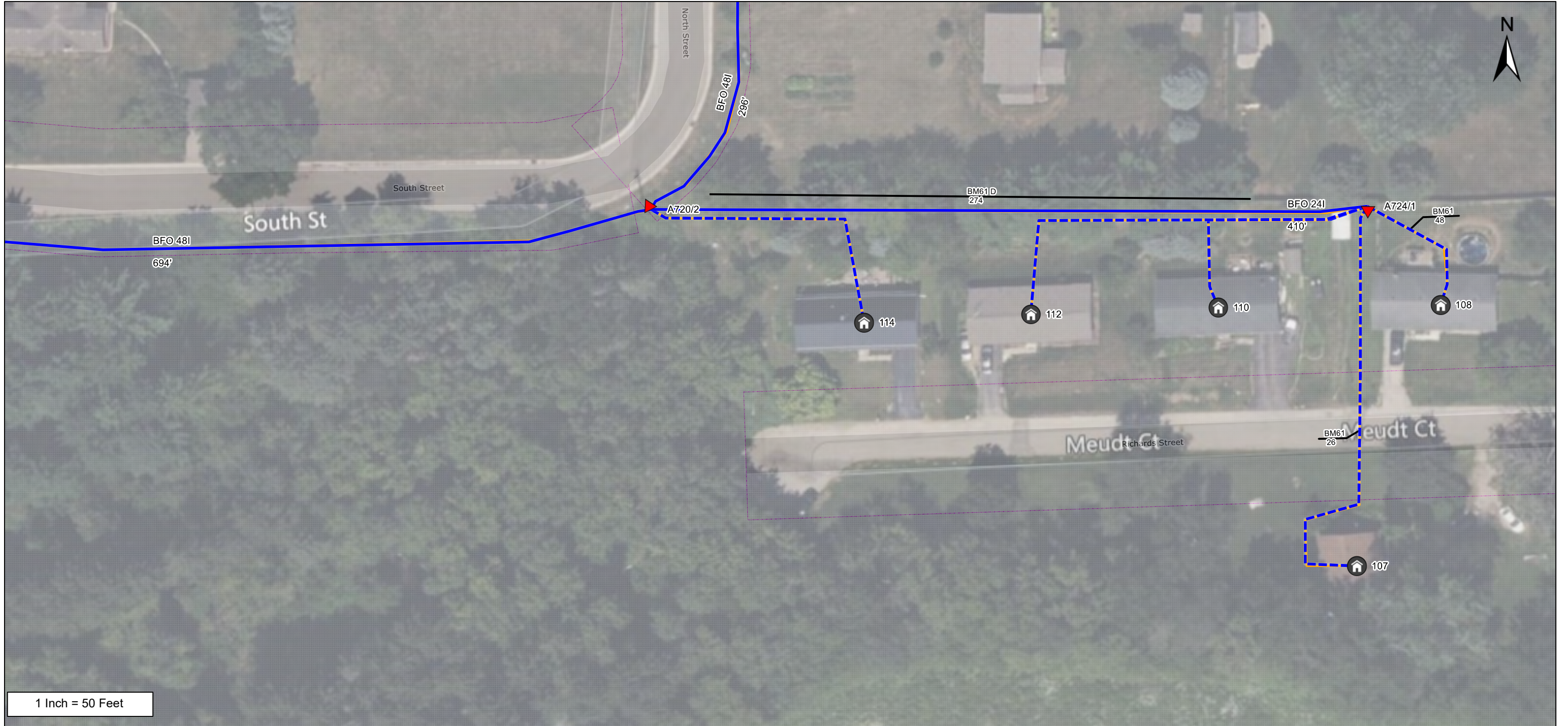
From	To	PType	Units	Feet	BM		HO		NID	Remarks
A720/1	107		BFOV(1.0")	76	61	20			ONT	
	107		SEBF 4I	216	83	1				
107 North St	107		BFOV(1.0")D	70						
A720/1	803 School		BFOV(1.0")	244	83	1			ONT	
	803 School		SEBF 4I	314						
A722/1	106		BFOV(1.0")	262	61	34			ONT	
	106		SEBF 4I	282	83	1				
A722/1	107		BFOV(1.0")	109	83	1			ONT	
	107		SEBF 4I	224						
107 Murphy St	107		BFOV(1.0")D	95						
A722/1	109		BFOV(1.0")	33	61	28			ONT	
	109		SEBF 4I	148	83	1				
109 Murphy St	109		BFOV(1.0")D	95						
A722/1	110		BFOV(1.0")	159	61	34			ONT	
	110		SEBF 4I	354	83	1				
110 Murphy St	110		BFOV(1.0")D	175						
A722/1	111		BFOV(1.0")	168	61	16			ONT	
	111		SEBF 4I	364	83	1				
111 Murphy St	111		BFOV(1.0")D	176						
A720/1	115		BFOV(1.0")	75	61	26			ONT	
	115		SEBF 4I	206	83	1				
115 Murphy St	115		BFOV(1.0")D	61						

As Staked  
Mt. Horeb Telephone Co.

Name: A720-1  
 WO: Ridgeway Village  
 Exch: Ridgeway  
 State: WI  
 County: Iowa  
 Twsp: 6N Range: 4E  
 Section: 14 Route: A720

Staked By: DEC Date: 2/14/2023

SHEET A720-3



1 Inch = 50 Feet

From	To	PType	Units	Feet	BM	NID	Remarks
(A720/1)	A: A720/2	BDO5	BFO 481	296	2	1	
	A: A720/2		BFOV(1.25")	226	61D	274	
A720/2	A: A724/1	BDO5	BFO 241	410	2	1	
	A: A724/1		BFOV(1.25")	390			
A724/1	107		BFOV(1.0")	246	61	26	ONT
	107		SEBF 4I	266	83	1	
A724/1	108		BFOV(1.0")	80	61	48	ONT
	108		SEBF 4I	100	83	1	
A724/1	110		BFOV(1.0")	49	83	1	ONT

As Staked  
 Mt. Horeb Telephone Co.  
 Name: A720-2  
 WO: Ridgeway Village  
 Exch: Ridgeway  
 State: WI  
 County: Iowa  
 Twsp: 6N Range: 4E  
 Section: 14 Route: A720  
 Staked By: DEC Date: 2/14/2023

From	To	PType	Units	Feet	BM	NID	Remarks
	110		SEBF 4I	158			
110 Meudt Ct	110		BFOV(1.0")D	89			
A724/1	112		BFOV(1.0")	51	83	1	ONT
	112		SEBF 4I	250			
112 Meudt Ct	112		BFOV(1.0")D	179			
A720/2	114		BFOV(1.0")	58	83	1	ONT
	114		SEBF 4I	182			
114 Meudt Ct	114		BFOV(1.0")D	104			

As Staked  
Mt. Horeb Telephone Co.

Name: A720-2  
 WO: Ridgeway Village  
 Exch: Ridgeway  
 State: WI  
 County: Iowa  
 Twsp: 6N Range: 4E  
 Section: 14 Route: A720

Staked By: DEC Date: 2/14/2023



1 Inch = 40 Feet

SHEET A720-2

From	To	PType	Units	Feet	BM		NID	Remarks
(A720/2)	A: A720/3	BDO5	BFO 481	694	2	1		
	A: A720/3		BFOV(1.25")	674	61	34		
A720/3	104		BFOV(1.0")	172	61	34	ONT	
	104		SEBF 41	232	83	1		
104 Level St	104		BFOV(1.0")D	40				
A720/3	105		BFOV(1.0")	21	83	1	ONT	
	105		SEBF 41	188				
105 Level St	105		BFOV(1.0")D	147				
A720/3	107		BFOV(1.0")	84	61	36	ONT	

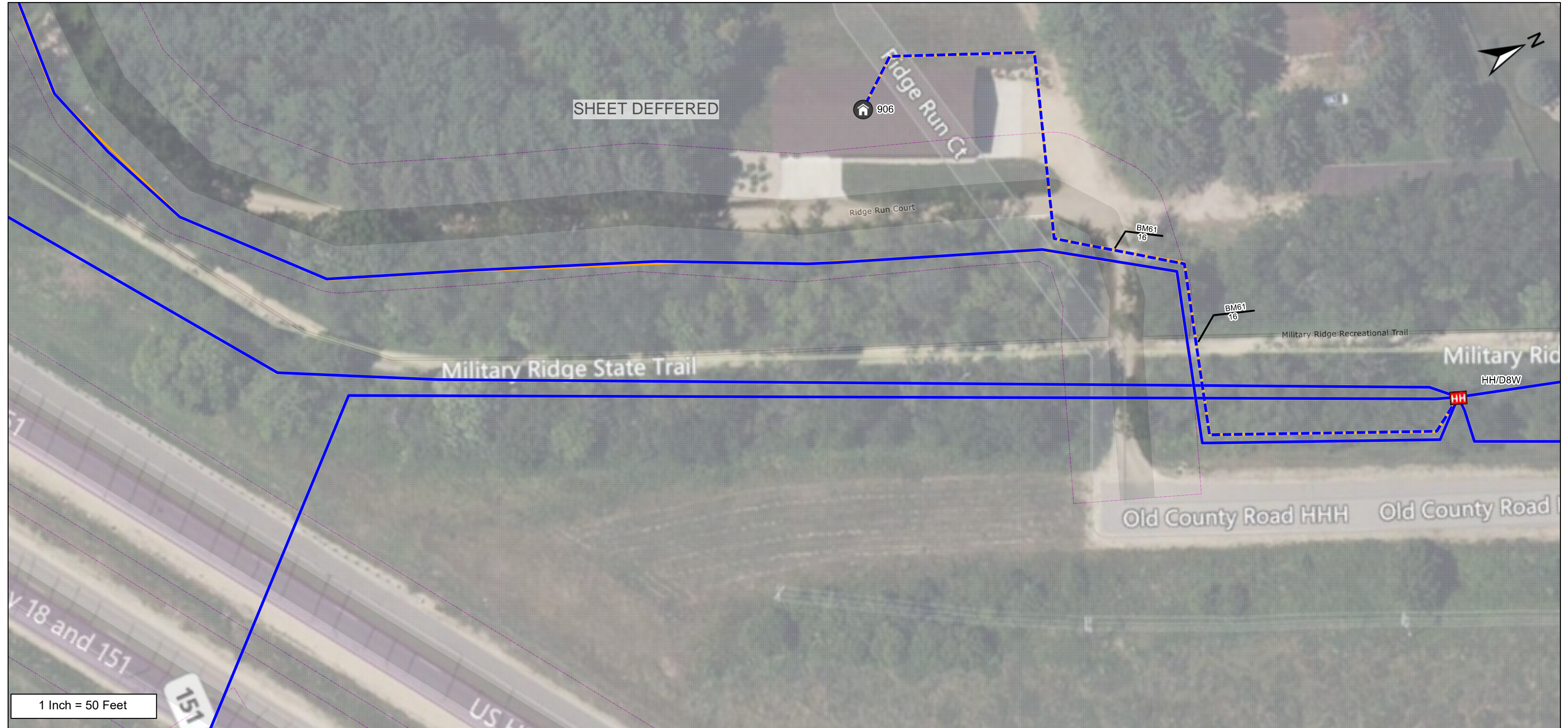
As Staked  
 Mt. Horeb Telephone Co.  
 Name: A720-3  
 WO: Ridgeway Village  
 Exch: Ridgeway  
 State: WI  
 County: Iowa  
 Twsp: 6N Range: 4E  
 Section: 14 Route: A720  
 Staked By: DEC Date: 2/14/2023

From	To	PType	Units	Feet	BM		NID	Remarks
	107		SEBF 4I	252	83	1		
107 Level St	107		BFOV(1.0")D	148				
A720/3	113		BFOV(1.0")	84	83	1	ONT	
	113		SEBF 4I	104				

**As Staked**  
Mt. Horeb Telephone Co.

Name: A720-3  
 WO: Ridgeway Village  
 Exch: Ridgeway  
 State: WI  
 County: Iowa  
 Twsp: 6N Range: 4E  
 Section: 14 Route: A720

Staked By: DEC Date: 2/14/2023



SHEET A730-2

From	To	PType	Units	Feet	BM		NID	Remarks
(A700/9)	Barneveld DLC: HH/D8W		BFO 12I	794	61	16		
	Barneveld DLC: HH/D8W		BFOV(1.25")	516				
HH/D8W	906		BFOV(1.0")	211	61	16	ONT	
	906		SEBF 4I	618	83	1		
906 Connor Dr	906		BFOV(1.0")D	337				

As Staked  
 Mt. Horeb Telephone Co.  
 Name: A726-1  
 WO: Ridgeway Village  
 Exch: Ridgeway  
 State: WI  
 County: Iowa  
 Twsp: 6N Range: 4E  
 Section: 15 Route: A726  
 Staked By: DEC Date: 2/14/2023

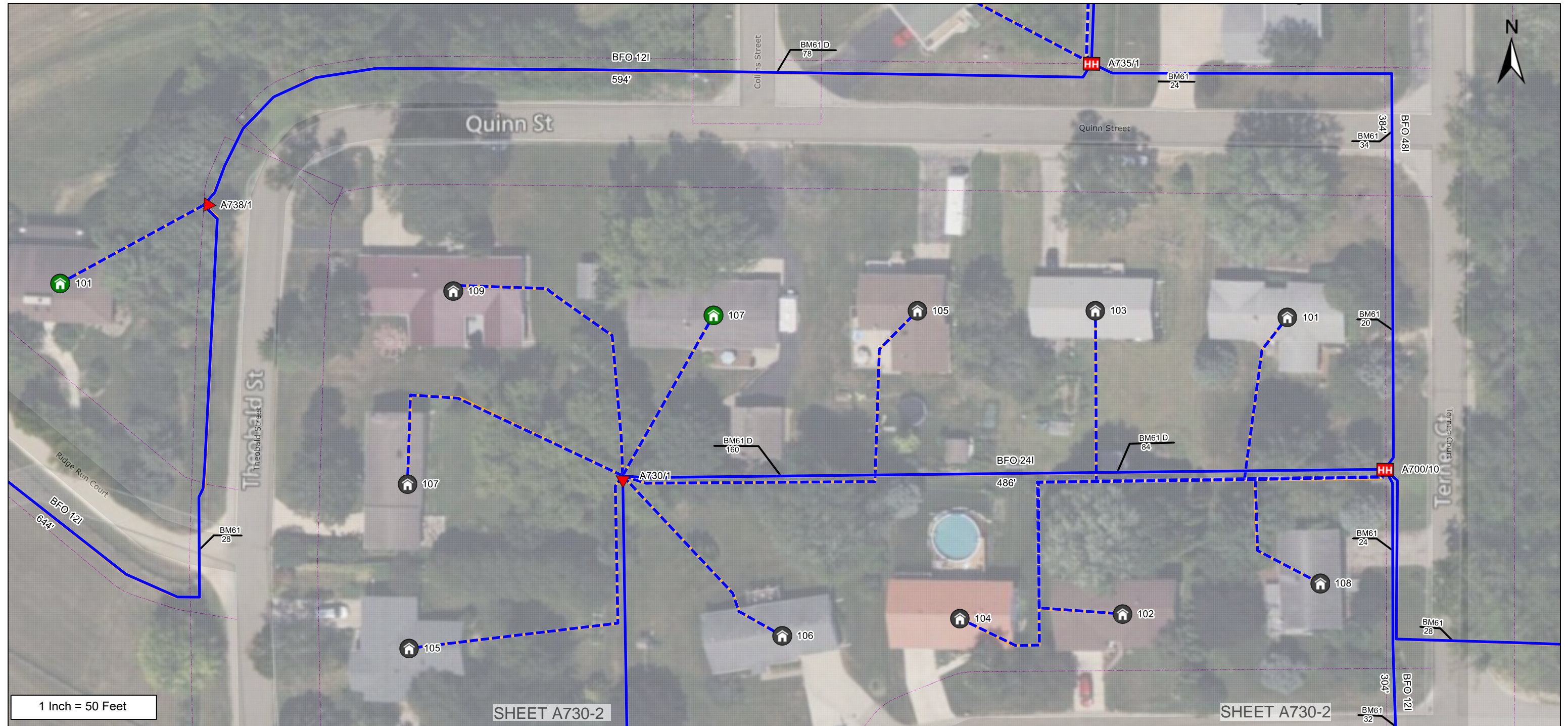
SHEET A726-1 (DEFERRED)



1 Inch = 50 Feet

From	To	PType	Units	Feet	BM		NID	Remarks
(HH/D8W)	A: A726/1	BDO5	BFO 12I	1512	2	1		
	A: A726/1		BFOV(1.25")	1442	61	16		
A726/1	1003		BFOV(1.0")	462	83	1	ONT	
	1003		SEBF 4I	482				

As Staked  
 Mt. Horeb Telephone Co.  
 Name: A726-2  
 WO: Ridgeway Village  
 Exch: Ridgeway  
 State: WI  
 County: Iowa  
 Twsp: 6N Range: 4E  
 Section: 15 Route: A726  
 Staked By: DEC Date: 2/14/2023



SHEET A738-1

SHEET A700-5

1 Inch = 50 Feet

SHEET A730-2

SHEET A730-2

From	To	PType	Units	Feet	BM	BM	HO	NID	Remarks
(A700/9)	A: A700/10	BHF(30x48x30)	BFO 144I	582	2	1	53LS	1	1
	A: A700/10		BFOV(1.25")	462	53	1			
A700/10	A: A700/10		BFOV(1.25")D	95	61	60			
	A: A700/10				61D	84			
A700/10	A: A730/1	BDO5	BFO 24I	486	2	1			
	A: A730/1		BFOV(1.25")	416	61D	160			
A700/10	A: A735/1	BHF(24x36x30)	BFO 48I	384	2	1		1	1
	A: A735/1		BFOV(1.25")	504	61	34			
	A: A735/1				61D	78			

As Staked  
 Mt. Horeb Telephone Co.  
 Name: A730-1  
 WO: Ridgeway Village  
 Exch: Ridgeway  
 State: WI  
 County: Iowa  
 Twsp: 6N Range: 4E  
 Section: 15 Route: A730  
 Staked By: DEC Date: 2/14/2023

From	To	PType	Units	Feet	BM	BM	HO	NID	Remarks
A735/1	A: A738/1	BDO5	BFO 12I	594	2	1			
	A: A738/1		BFOV(1.25")	524	61	28			
A700/10	101		BFOV(1.0")	102	61	20		ONT	
	101		SEBF 4I	246	83	1			
101 Quinn St	101		BFOV(1.0")D	74					
A738/1	101		BFOV(1.0")	90	83	1		ONT	
	101		SEBF 4I	110					
A700/10	102		BFOV(1.0")	46	83	1		ONT	
	102		SEBF 4I	378					
102 Lorraine Ct	102		BFOV(1.0")D	262					
A700/10	103		BFOV(1.0")	93	83	1		ONT	
	103		SEBF 4I	324					
103 Quinn St	103		BFOV(1.0")D	161					
A700/10	104		BFOV(1.0")	68	83	1		ONT	
	104		SEBF 4I	398					
104 Lorraine Ct	104		BFOV(1.0")D	260					
A730/1	105		BFOV(1.0")	103	83	1		ONT	
	105		SEBF 4I	260					
105 Quinn St	105		BFOV(1.0")D	137					
A730/1	105		BFOV(1.0")	115	83	1		ONT	
	105		SEBF 4I	216					
105 Theobald St	105		BFOV(1.0")D	81					
A730/1	107		BFOV(1.0")	174	83	1		ONT	
	107		SEBF 4I	194					
A730/1	106		BFOV(1.0")	126	83	1		ONT	
	106		SEBF 4I	146					
A730/1	107		BFOV(1.0")	100	83	1		ONT	
	107		SEBF 4I	120					
A700/10	108		BFOV(1.0")	80	61	24		ONT	
	108		SEBF 4I	224	83	1			
108 Ternes Ct	108		BFOV(1.0")D	74					
A730/1	109		BFOV(1.0")	174	83	1		ONT	
	109		SEBF 4I	194					

As Staked  
Mt. Horeb Telephone Co.

Name: A730-1  
 WO: Ridgeway Village  
 Exch: Ridgeway  
 State: WI  
 County: Iowa  
 Twsp: 6N Range: 4E  
 Section: 15 Route: A730

Staked By: DEC Date: 2/14/2023



From	To	PType	Units	Feet	BM	NID	Remarks
(A700/10)	A: A728/1	BDO5	BFO 121	304	2 1		
	A: A728/1		BFOV(1.25")	139			
(A730/1)	A: A730/2	BDO5	BFO 24I	454	2 1		
	A: A730/2		BFOV(1.25")	434	61D 238		
A728/1	101		BFOV(1.0")	108	83 1	ONT	
	101		SEBF 4I	128			
A728/1	102		BFOV(1.0")	96	83 1	ONT	
	102		SEBF 4I	320			
102 Ternes Ct	102		BFOV(1.0")D	204			

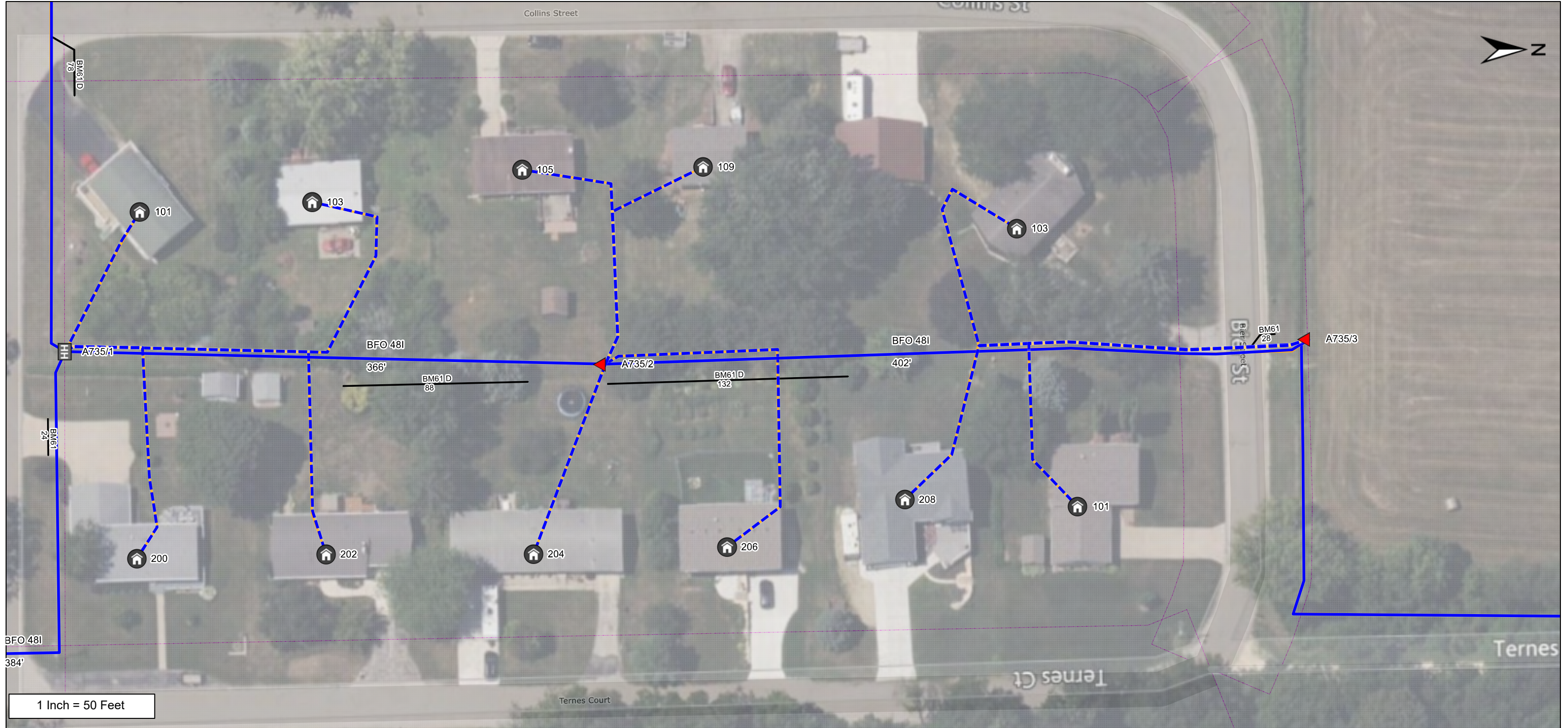
**As Staked**  
 Mt. Horeb Telephone Co.  
 Name: A730-2  
 WO: Ridgeway Village  
 Exch: Ridgeway  
 State: WI  
 County: Iowa  
 Twsp: 6N Range: 4E  
 Section: 15 Route: A730  
 Staked By: DEC Date: 2/14/2023

From	To	PType	Units	Feet	BM		NID	Remarks
A728/1	103		BFOV(1.0")	84	83	1	ONT	
	103		SEBF 4I	308				
103 Lorraine Ct	103		BFOV(1.0")D	204				
A730/2	108		BFOV(1.0")	71	83	1	ONT	
	108		SEBF 4I	300				
108 Lorraine Ct	108		BFOV(1.0")D	209				
A730/2	110		BFOV(1.0")	82	83	1	ONT	
	110		SEBF 4I	102				
A730/2	114		BFOV(1.0")	206	83	1	ONT	
	114		SEBF 4I	226				

As Staked  
Mt. Horeb Telephone Co.

Name: A730-2  
 WO: Ridgeway Village  
 Exch: Ridgeway  
 State: WI  
 County: Iowa  
 Twsp: 6N Range: 4E  
 Section: 15 Route: A730

Staked By: DEC Date: 2/14/2023



SHEET A730-1

SHEET A735-2 (DEFERRED)

From	To	PType	Units	Feet	BM	NID	Remarks
(A735/1)	A: A735/2	BDO5	BFO 481	366	2	1	
	A: A735/2		BFOV(1.25")	296	61D	220	
A735/2	A: A735/3	BDO5	BFO 481	402	2	1	
	A: A735/3		BFOV(1.25")	382	61	28	
(A735/1)	101		BFOV(1.0")	90	83	1	ONT
	101		SEBF 4I	160			
A735/3	103		BFOV(1.0")	129	83	1	ONT
	103		SEBF 4I	328			103 Bier St.
103 Bier St	103		BFOV(1.0")D	179			103 Bier St.

As Staked			
Mt. Horeb Telephone Co.			
Name:	A735-1		
WO:	Ridgeway Village		
Exch:	Ridgeway		
State:	WI		
County:	Iowa		
Twsp:	6N	Range:	4E
Section:	15	Route:	A735
Staked By:	DEC	Date:	2/14/2023

From	To	PType	Units	Feet	BM		NID	Remarks
A735/2	105		BFOV(1.0")	65	83	1	ONT	
105 Collins St	105		BFOV(1.0")D	83				
A735/2	105		SEBF 4I	168				
(A735/1)	103		BFOV(1.0")	128	83	1	ONT	103 Collins St.
	103		SEBF 4I	332				103 Collins St.
103 Collins St	103		BFOV(1.0")D	134				103 Collins St.
A735/2	109		BFOV(1.0")	56	83	1	ONT	
	109		SEBF 4I	160				
109 Collins St	109		BFOV(1.0")D	84				
(A735/1)	200		BFOV(1.0")	122	61	24	ONT	
	200		SEBF 4I	234	83	1		
200 Ternes Ct	200		BFOV(1.0")D	42				
(A735/1)	202		BFOV(1.0")	133	83	1	ONT	
	202		SEBF 4I	316				
202 Ternes Ct	202		BFOV(1.0")D	113				
A735/2	204		BFOV(1.0")	110	83	1	ONT	
	204		SEBF 4I	130				
A735/2	206		BFOV(1.0")	122	83	1	ONT	
	206		SEBF 4I	236				
206 Ternes Ct	206		BFOV(1.0")D	94				
A735/3	208		BFOV(1.0")	99	83	1	ONT	
	208		SEBF 4I	298				
208 Ternes Ct	208		BFOV(1.0")D	179				
A735/3	101		BFOV(1.0")	101	83	1	ONT	
	101		SEBF 4I	272				
101 Bier St	101		BFOV(1.0")D	151				

As Staked  
Mt. Horeb Telephone Co.

Name: A735-1  
 WO: Ridgeway Village  
 Exch: Ridgeway  
 State: WI  
 County: Iowa  
 Twsp: 6N Range: 4E  
 Section: 15 Route: A735

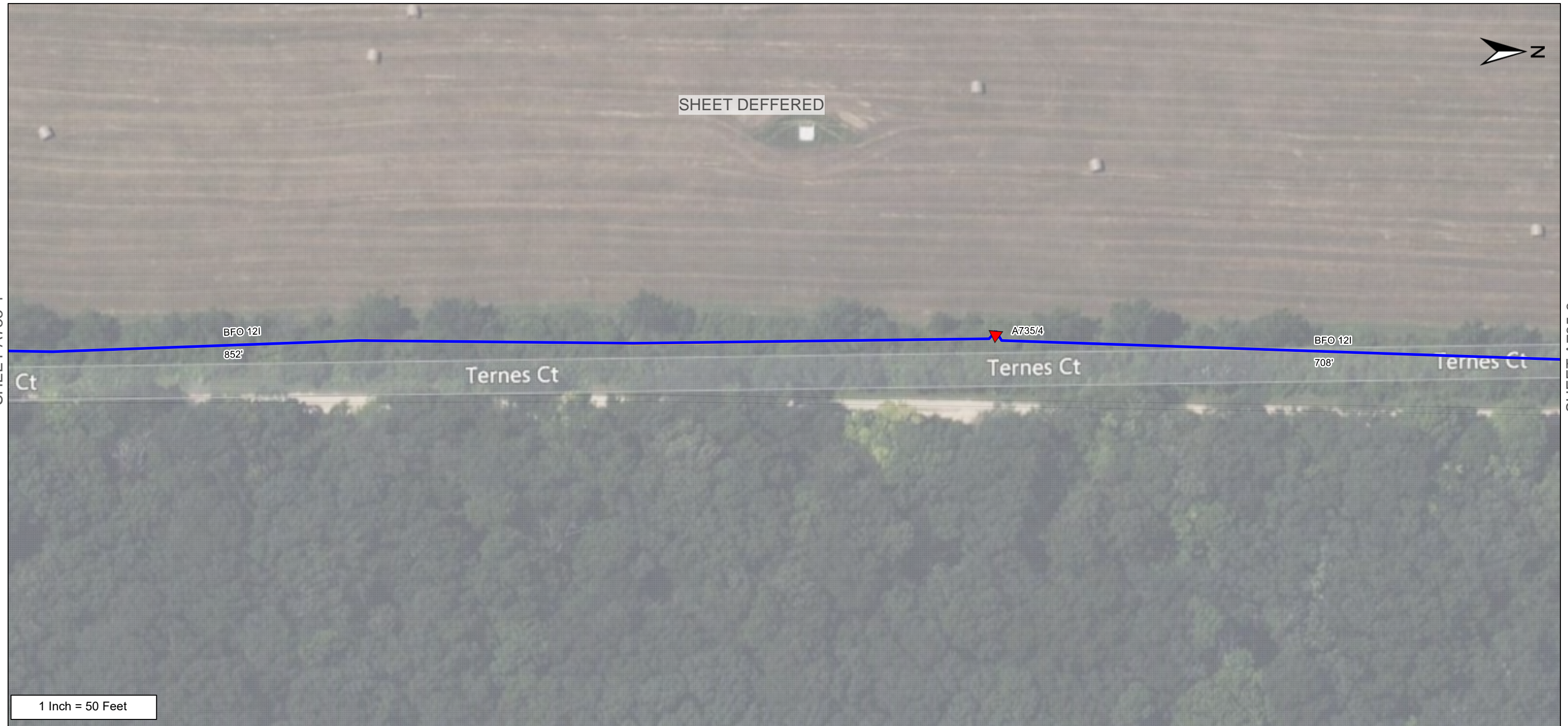
Staked By: DEC Date: 2/14/2023



SHEET DEFERRED

SHEET A735-1

SHEET A735-3



1 Inch = 50 Feet

From	To	PType	Units	Feet	BM		Remarks
(A735/3)	A: A735/4	BDO5	BFO 12I	852	2	1	
	A: A735/4		BFOV(1.25")	832			

As Staked  
 Mt. Horeb Telephone Co.  
 Name: A735-2  
 WO: Ridgeway Village  
 Exch: Ridgeway  
 State: WI  
 County: Iowa  
 Twsp: 6N Range: 4E  
 Section: 15 Route: A735  
 Staked By: DEC Date: 2/14/2023

SHEET A735-2



1 Inch = 50 Feet

From	To	PType	Units	Feet	BM		NID	Remarks
(A735/4)	A: A735/5	BDO5	BFO 121	708	2	1		
	A: A735/5		BFOV(1.25")	688				
A735/5	309		BFOV(1.0")	222	61	28	ONT	
	309		SEBF 4I	242	83	1		

As Staked  
 Mt. Horeb Telephone Co.  
 Name: A735-3  
 WO: Ridgeway Village  
 Exch: Ridgeway  
 State: WI  
 County: Iowa  
 Twsp: 6N Range: 4E  
 Section: 15 Route: A735  
 Staked By: DEC Date: 2/14/2023



SHEET DEFERRED



1 Inch = 50 Feet

SHEET A738-2

SHEET A730-1

From	To	PType	Units	Feet	BM		NID	Remarks
(A738/1)	A: A738/2	BDO5	BFO 12I	644	2	1		
	A: A738/2		BFOV(1.25")	624				
A738/2	A: A738/3	BDO5	BFO 12I	540	2	1		
	A: A738/3		BFOV(1.25")	520	61	16		
A738/3	101A		BFOV(1.0")	240	83	1	ONT	
	101A		SEBF 4I	260				

As Staked  
 Mt. Horeb Telephone Co.  
 Name: A738-1  
 WO: Ridgeway Village  
 Exch: Ridgeway  
 State: WI  
 County: Iowa  
 Twsp: 6N Range: 4E  
 Section: 15 Route: A738  
 Staked By: DEC Date: 2/14/2023



SHEET DEFERRED

3780

3790

Ridge Run Court

SHEET A738-1

1 Inch = 50 Feet

From	To	PType	Units	Feet	BM		NID	Remarks
(A738/3)	3780		BFOV(1.0")	169	83	1	ONT	
	3780		SEBF 4I	464				
3780 Ridge Run Ct	3780		BFOV(1.0")D	275				
(A738/3)	3790		BFOV(1.0")	629	83	1	ONT	
	3790		SEBF 4I	922				
3790 Ridge Run Ct	3790		BFOV(1.0")D	273				

As Staked  
 Mt. Horeb Telephone Co.  
 Name: A738-2  
 WO: Ridgeway Village  
 Exch: Ridgeway  
 State: WI  
 County: Iowa  
 Twsp: 6N Range: 4E  
 Section: 15 Route: A738  
 Staked By: DEC Date: 2/14/2023

Note: May need a second service to the west side of the building. (MHTC Wireless present)



SHEET A700-1

From	To	PType	Units	Feet	BM		NID	Remarks
(A700/1)	208		BFOV(1.25")	552	61	46	ONT	
	208		SEBF 12I	622	83	1		

As Staked  
 Mt. Horeb Telephone Co.  
 Name: Elementary School  
 WO: Ridgeway Village  
 Exch: Ridgeway  
 State: WI  
 County: Iowa  
 Twsp: 6N Range: 4E  
 Section: 14 Route: A600  
 Staked By: DEC Date: 2/14/2023

# Barneveld Brigham Fire-Rescue Protection District Agreement

THIS AGREEMENT, made and entered into this 30<sup>th</sup> day of May, 2023, is by and between the Town of Brigham, Village of Barneveld, Town of Ridgeway, Village of Ridgeway, Barneveld-Brigham Fire Department, Barneveld Area Rescue Squad, Inc., and Barneveld Brigham Fire-Rescue Protection District, all located in Iowa County, State of Wisconsin.

## **CHAPTER I – GENERAL PROVISIONS**

### **AUTHORIZATION**

THIS AGREEMENT is entered into pursuant to the provisions of Wis. Stats. § 60.55 and Wis. Stats. § 61.34. Portions of this Agreement applicable only to the provision of fire protection services are specified in Chapter II of this Agreement. Portions of this Agreement applicable only to the provision of rescue protection services are specified in Chapter III of this Agreement.

### **PURPOSE AND INTENT**

THIS AGREEMENT is entered into for the sole purpose of providing adequate fire and rescue protection to the areas subject to this Fire-Rescue Protection Agreement. It is intended that through this Agreement a mechanism heretofore not in writing will evolve to continue to assure that the joint Fire and Rescue Departments will be properly operated and maintained. It is understood that the Fire Department and Rescue Squad will each continue to be operated independently as separate departments.

### **DISPOSITION OF PRESENT EQUIPMENT AND FACILITIES**

Any and all vehicles and equipment associated with the Fire Department or Rescue Squad will be under the control of the Barneveld Brigham Fire-Rescue Protection District. The Rescue Squad owns its own supplies and equipment (inventory on file); however, it is insured by the Barneveld Brigham Fire-Rescue Protection District. It is further recognized that the current equipment, whether valued before or on hand prior to the disastrous tornado of 1984, is owned in equal shares between the Town of Brigham and Village of Barneveld, other than as specified in Chapter III of this Agreement.

### **TITLE DESIGNATION**

Hereafter in this Agreement, the Barneveld Brigham Fire-Rescue Protection District shall be referred to as “District”.

### **FACILITIES FOR VEHICLES AND EQUIPMENT**

It is agreed that the District’s vehicles and equipment shall be housed in the Barneveld-Brigham Municipal Building or in a building owned by the Town of Brigham or Village of Barneveld, all on a rent-free basis. The District will secure insurance for the Municipal Building, as well as for the vehicles and equipment owned by the District, and for any future additions thereto.

The District will also be responsible for the heat, electricity, telephone, water, sewer, and other utilities, if any, for the Municipal Building or any building jointly owned by the District, as well as maintenance of the building(s).

### **GROUNDS MAINTENANCE**

The grounds maintenance will be shared equally with by the Town of Brigham and Village of Barneveld, rotating responsibilities every year on April 15<sup>th</sup>. See Schedule A attached.

### **USE OF FIRE DEPARTMENT/RESCUE SQUAD OWNED EQUIPMENT**

No Fire Department or Rescue Squad equipment including, but not limited to, motorized equipment, air-packs, and turn-out gear, shall be used for personal use or monetary gain.

### **TRUSTEES**

A Board of Trustees shall administer the business and decisions of the District, and the business and decisions relating to public fire protection furnished by the District. The Board of Trustees shall consist of six (6) members, with two (2) resident elector Trustees being appointed from the Town of Brigham and two (2) resident elector Trustees being appointed from the Village of Barneveld. In addition, there will be one (1) Town Supervisor representative and one (1) Village Trustee representative, both appointed and approved by their respective Boards.

In order to pass and/or approve business of the District, a minimum of four (4) of the six (6) members of the District Board of Trustees must be in favor of the action.

#### ***Term of Office***

The resident elector Trustees representing the Town of Brigham and Village of Barneveld shall serve for terms of two (2) years, effective on the 1<sup>st</sup> of June following their appointment. The two resident elector Trustees representing the Town of Brigham shall have staggered terms and the two resident elector Trustees representing the Village of Barneveld shall also have staggered terms, so as to avoid both representatives from either municipality having to be appointed/reappointed in the same year.

The Town of Brigham Supervisor representative and the Village of Barneveld Trustee shall serve for terms of one (1) year. These positions shall be appointed/reappointed each year, effective on the 1<sup>st</sup> of June.

In addition to the foregoing, the Chief of the Barneveld-Brigham Fire Department and the Chief of the Barneveld Area Rescue Squad shall serve in an advisory capacity to the District Board of Trustees. The Chiefs shall be timely notified of meetings and allowed to attend and have the privilege of the floor at said meetings but shall not be afforded a voting membership on the District Board.

The Treasurer of the Barneveld-Brigham Fire Department and the Treasurer of the Barneveld Area Rescue Squad shall also serve in an advisory capacity to the District Board of Trustees of the District Board (if and only if, the respective department submits for budget monies). The Treasurers shall be timely notified of meetings and allowed to attend and have the privilege of the floor at said meetings but shall not be afforded a voting membership on the District Board.

### ***Vacancies***

The governmental body of the signatory municipality which appointed the Trustee shall fill vacancies on the District Board of Trustees by virtue of death, resignation, or removal. Appointments to fill vacancies shall be for the unexpired term of the Trustee.

### ***Removal for Cause***

The Trustee of any signatory municipality to this Agreement may be removed for just cause by the signatory municipality that appointed the Trustee.

### ***Organization***

Annually the District shall elect a President and Vice President from its members. The duties of said officers shall be as follows:

- **President:** The President shall preside at all meetings of the District Board of Trustees. The President shall execute all documents authorized by the District Board of Trustees. The President is a voting member. The President shall do all other things as directed from time-to-time by the District Board of Trustees. This shall be a one (1) year term.
- **Vice President:** The Vice President will act as the President in the absence of the President. This shall be a one (1) year term.

The Board shall appoint a Secretary/Treasurer (as a non-voting member). The duties of the Secretary/Treasurer shall be as follows:

- **Secretary/Treasurer:** The Secretary/Treasurer will prepare documents for meetings, attend and prepare minutes of the meetings, prepare a treasurer's report for the meetings, maintain accounting records, prepare the preliminary annual budget, prepare and mail the monthly payments, working annually with an auditor, work with the Fire Department and Rescue Squad on financial matters, maintain the replacement reserve accounts, handle the insurance for the District, work with the District on building maintenance, process all checks, issue W-2s, work with the Fire Department and Rescue Squad to submit the annual Service Award Program dollars, work with the Fire Department and Rescue Squad on billing and collection of cost recovery money, and any other duties as assigned that fall within the District.

### **ANNUAL BUDGET**

The District budget shall minimally include expenses over the last year, receipts over the last year, budget money expected over the next year, and money at hand. The Secretary/Treasurer will explain the budget in detail for the District Board, who in turn will present the budget to the signatory municipalities after District review.

The Secretary/Treasurer will submit copies of the approved District, Fire Department, and Rescue Squad budgets to the clerks of the respective signatory municipalities by October 1<sup>st</sup> of each year. The Secretary/Treasurer shall also submit to the clerks a complete financial statement covering the operations and fiscal status of the District.

The annual budget for the District will be paid 50% by the Town of Brigham and 50% by the Village of Barneveld. Payments shall be made as follows:

- The first 50% of the budget money shall be paid by the signatory municipalities by January 20<sup>th</sup> of each year.
- The second 50% of the budget money shall be paid by the signatory municipalities by August 20<sup>th</sup> of each year.

These dates coincide with the payment schedule of tax monies and aids from the State, County, School Districts, and Vocational School Districts.

### **POWER OF TRUSTEES**

The District Board of Trustees shall have the power to pay all normal budgeted items, pay the normal monthly bills, and pay any unbudgeted items if less than \$5,000.

Any non-budgeted item(s) in excess of \$5,000 is only payable if approved by both the Town of Brigham Board and the Village of Barneveld Board.

It is deemed essential to the operations of the District that the Trustees will rely heavily upon the judgment and advice of the Fire Chief and Rescue Chief in all matters germane to the technical requirements of the Fire Department and Rescue Squad.

The District Board of Trustees may approve an officer of the Fire Department taking a leave of absence and the length of such absence. Such officer shall not be paid their salary/benefits while on leave.

### **ATTACHMENT AND DETACHMENT FROM THE DISTRICT**

The District Board of Trustees may from time-to-time either attach or detach from the District such contiguous areas as it may direct. However, an affirmative vote of four (4) members of the District Board of Trustees must occur in any proposed detachment and shall not release the portion detached from its responsibilities with regards to any preexisting long-term indebtedness relating to the District, and provided further that detachment or attachment shall be predicated upon the overall consideration of sound fire and rescue protection services for the areas involved.

### **COMPENSATION**

The District shall have the power to establish and pay out of the funds of the District compensation to fire and rescue personnel of the District, the Fire Chief, the Rescue Chief, and others of the respective departments.

The District Board of Trustees may pay to themselves all reasonable expenses incurred in the performance of their duties for the District. All voting members of the District, the Secretary/Treasurer of the District, the Fire Chief, and the Rescue Chief shall be paid per diem for their attendance at meetings of the District. The Fire Department Treasurer and Rescue Squad Treasurer shall be paid per diem for their attendance at meetings of the District if, and only if, the respective department submits for budget monies.

## **AMENDMENTS**

The Boards of the Town of Brigham, Village of Barneveld, Town of Ridgeway, and Village of Ridgeway (the latter two Board in matters pertaining to Rescue Squad only), may, from time-to-time, while meeting jointly amend, alter, or rescind any provision of this Agreement, provided that all of the signatory bodies vote affirmatively for the proposed change, and provided further that the District Board of Trustees is given at least five (5) days written notice of such meeting. Such notice shall be deemed given when written notice is delivered to the Secretary/Treasurer of the District at the residence of the Secretary/Treasurer, and provided further that that such notice to the District Board of Trustees shall contain an agenda of such joint meeting of the signatory municipal bodies.

## **EFFECTIVE DATE**

This Agreement shall take effect on the \_\_\_\_ day of \_\_\_\_\_, 2023, and shall remain in effect until such time as changed or rescinded by the provisions of this Agreement.

It is recommended that this Agreement is reviewed at least once every five (5) years, but failure to review will not void this Agreement.

## CHAPTER II – FIRE PROTECTION SERVICES

### **AREAS INCLUDED FOR FIRE PROTECTION**

The areas designated shall be the lands to which fire protection services are provided as of the date of this Agreement:

1. Town of Brigham in its entirety.
2. Village of Barneveld in its entirety.

### **ANNUAL BUDGET**

Annually, the Chief of the Fire Department shall submit a proposed budget to the Secretary/Treasurer of the District by September 1<sup>st</sup>. The budget shall minimally include expenses over the last year, receipts over the last year, budget money expected over the next year, and money at hand. The Fire Department will explain the budget in detail for the District Board, who in turn will present the budget to the signatory municipalities after District review.

The District determines the annual amount necessary to maintain insurance coverage for the fire truck(s) and associated equipment for the upcoming calendar year. The annual insurance coverage cost shall be based on total out-of-pocket costs the District pays for the fire truck(s) and associated equipment.

The District's total annual replacement fund contributions shall be determined based on the District's projected cost of replacing a fire truck and the amount needed to grow the fund to meet that cost. The District may annually adjust the budgeted replacement cost for fire replacement and the amount needed to contribute to the fund to meet the projected cost. The planned timeline to replace a fire truck is every 30 years.

The annual budget for the Fire Department and the District's insurance and replacement fund costs will be paid 50% by the Town of Brigham and 50% by the Village of Barneveld. Payments shall be made as follows:

- The first 50% of the budget money shall be paid by the signatory municipalities by January 20<sup>th</sup> of each year.
- The second 50% of the budget money shall be paid by the signatory municipalities by August 20<sup>th</sup> of each year.

These dates coincide with the payment schedule of tax monies and aids from the State, County, School Districts, and Vocational School Districts.

In turn, the Secretary/Treasurer of the District shall issue the appropriate funds to the Fire Department immediately following the payment of monies from the signatory municipalities.

All budgeted expenses paid with taxpayer dollars shall be given to the District for approval and payment.

The signatory municipalities agree to pursue any claims they may have by virtue of Wis. Stats. § 60.557 (1) and (2) and § 61.65 (8), when notified of the possibility of such claim by the District. They further agree that any funds received by virtue of said claims shall be submitted directly to the Secretary/Treasurer of the District for such use as the District may deem proper.

The Fire Department shall keep its fundraising money in an account established in accordance with Wis. Stats. § 66.0608.

### **POWER OF THE FIRE CHIEF**

The Fire Department shall elect their Chief and officers, as they deem necessary in accordance with their bylaws. All officers of the Barneveld-Brigham Fire Department shall reside within the Town of Brigham or Village of Barneveld. Prior to taking office, the District Board shall approve the appointments.

It shall be the duty and responsibility of the Fire Department Chief to supervise and direct the day-to-day operations of the Barneveld-Brigham Fire Department, including any personnel whether volunteer or otherwise.

## **CHAPTER III – RESCUE PROTECTION SERVICES**

### **AREAS INCLUDED FOR RESCUE SERVICES**

The areas designated shall be the lands to which rescue protection services are provided as of the date of this Agreement:

- a. Town of Brigham in its entirety;
- b. Village of Barneveld in its entirety; and
- c. The portion of each participating municipality as specified in the Agreement for Provision of Emergency Medical Services with such participating municipality, if any.

### **RESCUE BOARD TRUSTEES**

A Rescue Board of Trustees shall administer the business and decisions relating to public rescue services furnished by the District. The Rescue Board of Trustees shall consist of one (1) member each from among the respective governing bodies of the Town of Brigham, Village of Barneveld, and each participating municipality as appointed and approved by their respective Boards. If no participating municipalities exist, the Rescue Board responsibilities lie with the District Board.

In order to pass and/or approve business of the District, two-thirds of the members of the Rescue Board of Trustees must be in favor of the action.

#### ***Term of Office***

The Trustees shall serve for terms of one (1) year. These positions shall be appointed/reappointed each year, effective on the 1<sup>st</sup> of June.

In addition to the foregoing, the Chief of the Barneveld Area Rescue Squad shall serve in an advisory capacity to the Trustees of the Rescue Board. The Chief shall be timely notified of meetings and allowed to attend and have the privilege of the floor at said meetings but shall not be afforded a voting membership on the Rescue Board.

The Treasurer of the Barneveld Area Rescue Squad shall also serve in an advisory capacity to the Trustees of the Rescue Board (if and only if, the Rescue Squad submits for budget monies). The Treasurer shall be timely notified of meetings and allowed to attend and have the privilege of the floor at said meetings but shall not be afforded a voting membership on the Rescue Board.

#### ***Vacancies***

The governmental body of the signatory municipality which appointed the Trustee shall fill vacancies on the Rescue Board of Trustees by virtue of death, resignation, or removal. Appointments to fill vacancies shall be for the unexpired term of the Trustee.

#### ***Removal for Cause***

The Trustee of any signatory municipality to this Agreement may be removed for just cause by the signatory municipality that appointed the Trustee.

## **Organization**

Annually, the Rescue Board shall elect a President and Vice President from its members. The duties of said officers shall be as follows:

- **President:** The President shall preside at all meetings of the Rescue Board of Trustees. The President shall execute all documents authorized by the Rescue Board of Trustees. The President is a voting member. The President shall do all other things as directed from time-to-time by the Rescue Board of Trustees. This shall be a one (1) year term.
- **Vice President:** The Vice President will act as the President in the absence of the President. This shall be a one (1) year term.

The District Secretary/Treasurer will prepare documents for meetings and attend and prepare minutes of the meetings.

## **ANNUAL BUDGET**

Annually, the Chief of the Rescue Squad shall submit a proposed budget to the Secretary/Treasurer of the District by April 1<sup>st</sup>. The budget shall minimally include expenses over the last year, receipts over the last year, budget money expected over the next year, and money at hand. The Rescue Squad will explain the budget in detail to the Rescue Board, who in turn will make a recommendation regarding the proposed budget to the District Board. The District Board will present the budget to the signatory municipalities after District review.

The District determines the annual amount necessary to maintain insurance coverage for the ambulance(s) and associated equipment for the upcoming calendar year. The annual insurance coverage cost shall be based on total out-of-pocket costs the District pays for ambulance(s) and associated equipment.

The District's total annual replacement fund contributions shall be determined based on the District's projected cost of replacing an ambulance and the amount needed to grow the fund to meet that cost. The District may annually adjust the budgeted replacement cost for ambulance replacement and the amount needed to contribute to the fund to meet the projected cost. The planned timeline to replace an ambulance is every 8-10 years.

The annual budget for the Rescue Squad and the District's insurance and replacement fund costs will be paid by the municipalities on the basis of their respective populations, as established by the Annual Population Estimate provided by the Wisconsin Department of Administration. No later than May 31<sup>st</sup> of each year, the District will inform the municipalities of the proposed prorated portion that will be due as follows:

- The first 50% of the budget money shall be paid by the municipalities by January 20<sup>th</sup> of each year.
- The second 50% of the budget money shall be paid by the municipalities by August 20<sup>th</sup> of each year.

These dates coincide with the payment schedule of tax monies to the State, County, School Districts, and Vocational School.

In turn, the Secretary/Treasurer of the District shall issue the appropriate funds to the Rescue Squad immediately following the payment of monies from the municipalities. All budgeted expenses paid with taxpayer dollars shall be given to the District for approval and payment.

The Rescue Squad shall keep its fundraising money in an account established in accordance with Wis. Stats. §66.0608.

### **POWER OF TRUSTEES**

It is deemed essential to the operations of the District that the Trustees will rely heavily upon the judgment and advice of the Rescue Chief in all matters germane to the technical requirements of the Rescue Squad.

The Rescue Board of Trustees may approve an officer of the Rescue Squad taking a leave of absence and the length of such absence. Such officer shall not be paid their salary/benefits while on leave.

### **POWER OF THE RESCUE SQUAD CHIEF**

The Rescue Squad shall elect their Chief and officers, as they deem necessary in accordance with the Barneveld Area Rescue Squad Constitution. All officers of the Barneveld Area Rescue Squad shall reside within the territorial limits of one of the signatory municipalities. Prior to taking office, the Rescue Board shall approve the Rescue Squad Chief appointment.

It shall be the duty and responsibility of the Rescue Squad Chief to supervise and direct the day-to-day operations of the Barneveld Area Rescue Squad, including any personnel whether volunteer or otherwise.

The respective Boards of the signatory bodies to this Agreement at a joint meeting duly called have met and discussed the provisions of this FIRE-RESCUE PROTECTION AGREEMENT and have agreed individually as Town and Village Boards to the provisions of this FIRE-RESCUE PROTECTION AGREEMENT. The Town of Ridgeway and the Village of Ridgeway have agreed solely as to provisions relating to Rescue Protection Services.

IN WITNESS WHEREOF the signatory bodies to this Agreement have caused their legal representatives to execute this Agreement on the \_\_\_\_ day of \_\_\_\_\_, 2023 at the Barneveld-Brigham Municipal Building, Barneveld, Wisconsin.

[Signature pages to follow]

ATTEST:

TOWN OF BRIGHAM

\_\_\_\_\_  
Megan Mieden, Town Clerk

\_\_\_\_\_  
Jason Carden, Town Chairperson

I, the Clerk of the Town of Brigham, hereby certify that the above Agreement was approved by the Town Board of the said Town on the \_\_\_\_\_ day of \_\_\_\_\_, 2023, at a meeting of the Town Board.

\_\_\_\_\_  
Megan Mieden, Town Clerk

ATTEST:

VILLAGE OF BARNEVELD

\_\_\_\_\_  
Michelle Walker, Village Clerk

\_\_\_\_\_  
John Forbes, Village President

I, the Clerk of the Village of Barneveld, hereby certify that the above Agreement was approved by the Village Board of the said Village on the \_\_\_\_\_ day of \_\_\_\_\_, 2023, at a meeting of the Village Board.

\_\_\_\_\_  
Michelle Walker, Village Clerk

ATTEST:

Town of Ridgeway

\_\_\_\_\_  
Nicole Wiczorek, Town Clerk

\_\_\_\_\_  
Joe Thomas, Town Chairperson

I, the Clerk of the Town of Ridgeway, hereby certify that the above Agreement was approved by the Town Board of the said Town on the \_\_\_\_\_ day of \_\_\_\_\_, 2023, at a meeting of the Town Board.

\_\_\_\_\_  
Nicole Wiczorek, Town Clerk

ATTEST:

Village of Ridgeway

\_\_\_\_\_  
Hailey Roessler, Village Clerk

\_\_\_\_\_  
Michele Casper, Village President

I, the Clerk of the Village of Ridgeway, hereby certify that the above Agreement was approved by the Village Board of the said Village on the \_\_\_\_\_ day of \_\_\_\_\_, 2023, at a meeting of the Village Board.

\_\_\_\_\_  
Hailey Roessler, Village Clerk

ATTEST:

BARNEVELD-BRIGHAM FIRE  
DEPARTMENT

\_\_\_\_\_  
Doug Manteufel, Secretary

\_\_\_\_\_  
Jerry Schlimgen, Fire Department Chief

I, the Secretary of the Barneveld-Brigham Fire Department, hereby certify that the above Agreement was approved by the Barneveld-Brigham Fire Department on the \_\_\_\_ day of \_\_\_\_\_, 2023, at a meeting of the Fire Department.

\_\_\_\_\_  
Doug Manteufel, Secretary

ATTEST:

BARNEVELD AREA RESCUE SQUAD,  
INC.

\_\_\_\_\_  
Jenny Smillie, Secretary

\_\_\_\_\_  
Denise Meudt, Rescue Squad Chief

I, the Secretary of the Barneveld Area Rescue Squad, Inc., hereby certify that the above Agreement was approved by the Barneveld Area Rescue Squad, Inc. on the \_\_\_\_ day of \_\_\_\_\_, 2023, at a meeting of the Barneveld Area Rescue Squad, Inc.

\_\_\_\_\_  
Jenny Smillie, Secretary

ATTEST:

BARNEVELD BRIGHAM FIRE-  
RESCUE PROTECTION DISTRICT

\_\_\_\_\_  
Megan Mieden, Secretary/Treasurer

\_\_\_\_\_  
Jim Ramos, District President

I, the Secretary/Treasurer of the Barneveld Brigham Fire-Rescue Protection District, hereby certify that the above Agreement was approved by the Barneveld Brigham Fire-Rescue Protection District Board on the \_\_\_\_ day of \_\_\_\_\_, 2023, at a meeting of the Barneveld Brigham Fire-Rescue Protection District Board.

\_\_\_\_\_  
Megan Mieden, Secretary/Treasurer

## **SCHEDULE A**

**Mowing** – includes lawn care/maintenance, including mowing and trimming, and tree and shrub maintenance, including the flower beds of the Barneveld-Brigham Municipal Building.

**Snow Removal** – includes parking areas cleared of snow; snow removal around the Municipal Building shall be the priority of the assigned municipality.

Removal of snow and salting of sidewalks and around entrances is contracted through an outside company and shall be cleared of snow within 24 hours of snowfall.

### **April 15, 2023 – April 14, 2024**

- Mowing – Village of Barneveld
- Snow Removal – Town of Brigham

### **April 15, 2024 – April 14, 2025**

- Mowing – Town of Brigham
- Snow Removal – Village of Barneveld

### **April 15, 2025 – April 14, 2026**

- Mowing – Village of Barneveld
- Snow Removal – Town of Brigham

### **April 15, 2026 – April 14, 2027**

- Mowing – Town of Brigham
- Snow Removal – Village of Barneveld

### **April 15, 2027 – April 14, 2028**

- Mowing – Village of Barneveld
- Snow Removal – Town of Brigham

### **April 15, 2028 – April 14, 2029**

- Mowing – Town of Brigham
- Snow Removal – Village of Barneveld

### **April 15, 2029 – April 14, 2030**

- Mowing – Village of Barneveld
- Snow Removal – Town of Brigham

## Agreement for Provision of Emergency Medical Services

THIS AGREEMENT, entered this 30<sup>th</sup> day of May, 2023, by and between Barneveld Brigham-Fire Rescue Protection District, a commission created by contract for the provision of public fire and rescue services pursuant to Wis. Stats., § 66.0301 (“District”), and the Village of Ridgeway, a municipal corporation (“Village”).

### WITNESSETH:

WHEREAS, District has provided emergency medical services to the Village for many years; and  
WHEREAS, the parties wish to specify the terms and conditions under which emergency medical services will continue to be provided to the Village; and

WHEREAS, both parties recognize the public need for adequate levels of emergency medical services, and wish to make possible the provision of emergency medical services on a mutually cooperative basis;

NOW, THEREFORE, in consideration of the mutual benefits to both parties accruing from adoption of this Agreement, the parties mutually agree as follows:

1. **Geographic Area to be Served.** District shall provide emergency medical services to all areas within the corporate limits of Village as described in Exhibit A. If the boundaries of the Village expand by annexation, Village shall notify District of the increased area to be served within 30 days of the effective date of the annexation.

Village recognizes that District also provides emergency medical services to Village of Ridgeway on a similar contractual basis and may serve other municipalities in the future.

2. **Emergency Medical Services.** District shall make on call emergency medical services available at all times for sick, disabled, or injured persons within Village and shall respond to all calls for services from the Village without preferences or discrimination against any party to this or any similar service agreement. The emergency medical services shall be provided by District on a turnkey basis, with District being responsible, among other things, for:
  - a. Providing, housing, maintaining, inspecting, repairing, and replacing all emergency medical vehicles, facilities, equipment, and supplies used in the service;
  - b. Conveying sick, disabled, and injured persons to the nearest source of emergency room services deemed necessary by the patient’s condition or by the patient’s physician;
  - c. Determining the operational policies of the service;
  - d. Training and staffing of emergency medical technicians licensed to operate at the level of EMT-Intermediate Technician
  - e. Acquiring and retaining of all required licenses;

- f. Maintaining the records and dispatch system necessary for the service;
  - g. Obtaining appropriate liability insurance coverage; and
  - h. Providing or contracting for all required management, billing, and accounting services.
3. **Village Responsibility.** Village shall be responsible for the following duties:
- a. Village shall repair and maintain all roads under its jurisdiction in a reasonable manner so as to facilitate the safe and efficient provisions of services. Village shall notify District in advance, whenever possible, of road maintenance work or closings that might affect the normal routing of ambulances responding to emergency calls; and
  - b. In order to insure the quick and accurate identification of residential addresses during an emergency response, Village shall enforce the proper display of address numbering plates.
4. **Rescue Board.** Village shall appoint and approve a representative to serve as Trustee of the Rescue Board which shall administer the business and decisions relating to public rescue services furnished by the District.
5. **Compensation for Services.** The Village shall pay the District the prorated amount the District determines necessary to provide rescue services. The fee for services shall be based on the respective populations, as established by the Annual Population Estimate provided by the Wisconsin Department of Administration.

No later than May 31<sup>st</sup> of each year, the District will inform the Village of the proposed prorated portion that will be due the following year as follows:

- The first 50% of the budget money shall be paid by the Town/Village by January 20<sup>th</sup> of each year.
- The second 50% of the budget money shall be paid by the Town/Village by August 20<sup>th</sup> of each year.

These dates coincide with the payment schedule of tax monies to the State, County, School Districts, and Vocational School.

6. **Control of Service.** District shall retain full control over the operation of the emergency medical service but shall give reasonable notice to Village of any contemplated changes in service which would significantly alter the character of the service or have a direct fiscal impact upon the Village. District shall also bear responsibility for any liability for the operation or maintenance of the service, except for any liability arising from the negligent or intentional misconduct of Village, its officers, employees, or agents.
7. **Change in Licensure Levels.** In the event the District seeks upgrading to a higher level of certification, District shall inform Village of the intended change and discuss the impacts that the change would have on the service to Village residents and the financial cost to Village.

- 8. **Term of Agreement.** This Agreement, as amended from time-to-time, shall be in the nature of a continuing contract, and shall automatically renew from calendar year to calendar year. Either party may terminate this Agreement at the beginning of any calendar year, providing that written notice of the proposed termination was provided to the other party no later than June 1<sup>st</sup> of the preceding year.
- 9. **Amendment.** This Agreement may be amended from time to time by mutual agreement of the parties.
- 10. **Binding Effect.** This Agreement shall be binding upon and inure to the benefit of the parties hereto, as well as their heirs, successors, and assigns.

IN WITNESS WHEREOF the parties to this Agreement have caused their legal representatives to execute this Agreement on the \_\_\_\_\_ day of \_\_\_\_\_, 2023.

[Signature page to follow]

BARNEVELD BRIGHAM FIRE-  
RESCUE PROTECTION DISTRICT:

TOWN/VILLAGE OF \_\_\_\_\_:

\_\_\_\_\_  
Jim Ramos, District President

\_\_\_\_\_  
Michele Casper, Village of Ridgeway  
President

ATTEST:

ATTEST:

\_\_\_\_\_  
Megan Mieden, District  
Secretary/Treasurer

\_\_\_\_\_  
Hailey Roessler, Village of Ridgeway  
Clerk

\_\_\_\_\_  
Jason Carden, Town of Brigham  
Chairperson

\_\_\_\_\_  
Megan Mieden, Town of Brigham Clerk

\_\_\_\_\_  
John Forbes, Village of Barneveld  
President

\_\_\_\_\_  
Michelle Walker, Village of Barneveld  
Clerk

**EXHIBIT A**

Village of Ridgeway in its entirety.

**Rescue Squad Calculations - 2024 Budget - DRAFT FIGURES**

	<u>Preliminary 2022 Population Estimate</u>	<u>Cost Per Person</u>	<u>Ambulance Services Fund Due</u>	<u>Cost Per Person</u>	<u>EMS Staff Payroll Amount Due</u>	<u>TOTAL DUE in 2024</u>	<u>2023</u>	<u>2022</u>	<u>2021</u>	<u>2020</u>	<u>2019</u>
Town of Brigham	1063	\$ 8.57	\$ 9,104.79	\$ 38.40	\$ 40,814.58	\$ 49,919.37	\$ 20,828.62	\$ 9,427.22	\$ 9,429.28	\$ 9,426.04	\$ 9,380.80
Village of Barneveld	1338	\$ 8.57	\$ 11,460.22	\$ 38.40	\$ 51,373.38	\$ 62,833.60	\$ 26,217.02	\$ 10,911.69	\$ 10,976.34	\$ 10,992.72	\$ 10,973.60
Town of Ridgeway	341	\$ 8.57	\$ 2,919.01	\$ 38.40	\$ 13,085.24	\$ 16,004.25	\$ 6,677.70	\$ 2,979.17	\$ 3,002.50	\$ 3,006.98	\$ 3,112.20
Village of Ridgeway	644	\$ 8.57	\$ 5,515.98	\$ 38.40	\$ 24,726.80	\$ 30,242.78	\$ 12,618.66	\$ 5,681.93	\$ 5,591.88	\$ 5,574.26	\$ 5,640.80
	<b>3386</b>		<b>\$ 29,000.00</b>		<b>\$ 130,000.00</b>	<b>\$ 159,000.00</b>	<b>\$ 66,342.00</b>	<b>\$ 29,000.01</b>	<b>\$ 29,000.00</b>	<b>\$ 29,000.00</b>	<b>\$ 29,107.40</b>
<b>TOTAL Ambulance Services Fund</b>			<b>\$ 29,000.00</b>								
<b>EMS Staff Payroll</b>											
Current AEMT - Wage + Employer Taxes			\$ 48,000.00								
Current AEMT - Health Stipend			\$ 6,000.00								
Service Director - Wage + Employer Taxes			\$ 70,000.00								
Service Director - Health Stipend			\$ 6,000.00								
<b>TOTAL EMS Staff Payroll</b>			<b>\$ 130,000.00</b>								
<b>TOTAL DUE</b>			<b>\$ 159,000.00</b>								



**Quote No: 201992 - 1**

**RIDGEWAY WWTP**  
 3708 COUNTY ROAD H  
 RIDGEWAY WI 53582

CUSTOMER NO.	QUOTE NO.	DATE	CONTACT
1277027	201992	6/22/2023	DALE PETERSON
PHONE NO.	FAX NO.	EMAIL	
608-924-5881		publicworks@ridgewaywi.gov	
MODEL	MAKE	SERIAL NO.	
D125	AA	0WG200624	
UNIT NO.	WO NO.	P.O. NO.	
Note			
<b>ANNUAL SERVICE</b>			

**SEGMENT: 01**      PERFORM PM 2  
 NOTES: LEVEL 2 SERVICE – 62 POINT INSPECTION, OIL CHANGE, OIL & FUEL  
 FILTER CHANGE, OIL & COOLANT SAMPLES – JULY 2023

<b>Parts</b>	<b>Total Time and Material Parts:</b>	295.72
<b>Labor</b>	<b>Total Time and Material Labor:</b>	507.00
<b>Misc.</b>	<b>Total Time and Material Misc.:</b>	325.00
<b>Segment 01 Total:</b>		1,127.72
<b>Total Segments:</b>		1,127.72
<b>MISC CHARGE - SF6</b>		30.42
<b>MISC CHARGE - SF3</b>		8.87
<b>SUB TOTAL (BEFORE TAXES)</b>		1,167.01

PO#: \_\_\_\_\_ Authorized Name: \_\_\_\_\_ (signature)  
 Date: \_\_\_\_\_ (print)

---

***Thank you for this opportunity to serve your company***

---

**CONTACT INFORMATION:**

Prepared by: Bud Seufzer Phone: 608-212-9373 Email: herman.seufzer@fabickcat.com Fax: 608-227-3205

---

- This estimate will expire 30 days from the estimate date.
  - Price excludes Freight Charges, Operating Supplies/EPA Fees and Overtime.
  - Terms: Net 30
  - Sales Taxes where applicable are not included with the above prices.
- 

**Terms and Conditions**

BY SIGNATURE ABOVE, I certify that I am the owner or owner's agent, and authorize Fabick, its employees, subcontractors or consultants to perform the inspection, maintenance or repairs described above to include the provision and use of necessary materials required to accomplish the described work scope. I further authorize Fabick to operate the equipment, or any part therein described for the purpose of testing and/or inspection. I understand that payment for all work performed is due in full upon completion.

Upon acceptance, this quote becomes a legal agreement between you (either an individual or the entity you are authorized to represent) and Fabick. Further, signing certifies the information provided is true and correct, and that the signer is authorized to charge this purchase as noted. Fabick reserves the right to reject a partial or modified quote. You may cancel an accepted quote until the work is started. Once started, work may be stopped at anytime. Partially completed work will be billed based on Time and Materials at Fabick's prevailing rate. Additional handling and storage fees may apply to work partially completed or work temporarily put on hold.

**EQUIPMENT HAVING INSTALLED FIRE SUPPRESSANT SYSTEMS:** During course of repair work it may become necessary to deactivate or disturb mechanical and/or electrical components of the fire suppression system. Reactivation of the fire suppressant system is the responsibility of the customer and should be undertaken before machine operations. Fabick CAT accepts no responsibility for the reactivation, testing or operation of the fire suppressant system.

**STANDARD WARRANTY:** Parts for this repair are warranted as indicated by the manufacturer from the date of invoice. In addition, Fabick CAT's standard labor warranty of 90 days will apply. Full warranty statements, including limitations and exclusions, are available from any Fabick facility. Ask your service representative about additional or enhanced warranty availability.

**THESE WARRANTIES ARE EXPRESSLY IN LIEU OF ALL OTHER WARRANTIES, EXPRESS OR IMPLIED, INCLUDING ANY WARRANTY OF MERCHANTABILITY OR FITNESS OF PURPOSE. REMEDIES FOR THESE WARRANTIES ARE LIMITED TO THE PROVISION OF MATERIAL AND SERVICES AS SPECIFIED HEREIN. IN NO EVENT WILL EITHER CATRPIllAR OR FABICK BE RESPONSIBLE FOR INCIDENTAL OR CONSEQUENTIAL DAMAGES.**

**CORE CHARGES:** Core charges will be returned to customer upon acceptance of the core by Caterpillar.

**OVERTIME:** Overtime can be added at customers request charged at Fabick's prevailing overtime rate.

**PARTS POLICY:** This quote does not include any un-salvageable parts. Parts will be set aside for customer approval before replacement.

**TURNAROUND TIME:** Fabick will not be responsible for circumstances outside of its control. If delays are experienced, the customer will be contacted. In no event will Fabick or subsidiaries be liable for any direct or indirect damages (including, without limitation, lost profits, lost savings or other incidental or consequential damages) arising out of the use or inability to use the machine, even if Fabick or subsidiaries has been advised of the possibility of such loss.



Trane U.S. Inc.  
 5302 Voges Rd.  
 Madison, WI 53718  
 Phone: (608) 838-8200  
 Fax: (608) 838-6015

June 22, 2023

The Village of Ridgeway  
 208 Jarvis St., Suite A  
 Ridgeway, WI 53582-0128  
 U.S.A.

Site Address:  
 Village of Ridgeway Offices  
 208 Jarvis St.  
 Ridgeway, WI 53582  
 U.S.A.

**Attention:** Village of Ridgeway Offices

**Project Name:** Trane Precedent™ Rooftop Unit Service Agreement 2023

Trane is pleased to present our proposal to perform preventative maintenance inspections on the equipment listed below at your facility. The services in this proposal will be performed using Trane's Exclusive Service Procedures to ensure you get full benefit of our extensive service experience, coupled with the distinct technical expertise of an HVAC equipment manufacturing leader. Our innovative procedures are environmentally and safety conscious and aligns expectation of work scope while providing efficient and productive delivery of services.

Equipment	Manufacturer	Model Number	Serial Number
Precedent™ Rooftop Unit	Trane	YHC047E3RHA	220110453L
Precedent™ Rooftop Unit	Trane	YHC047E3RHA	220110477L
Precedent™ Rooftop Unit	Trane	YHC047E3RHA	220110511L
Precedent™ Rooftop Unit	Trane	YHC047E3RHA	220110468L
Precedent™ Rooftop Unit	Trane	YHC037E3RHA	220110513L
Precedent™ Rooftop Unit	Trane	YHC120F3RMA	220711375L

**Scope of Service – Trane Precedent™ Rooftop Unit Service Agreement**

This “Scope of Services” includes labor and materials to perform yearly preventative maintenance inspections on the equipment listed above.

**List of Services:**

- Trane Precedent™ Rooftop Unit Cooling Pre-Season Inspection (Once Annually)
- Trane Precedent™ Rooftop Unit Heating Pre-Season Inspection (Once Annually)

**Service: Trane Precedent™ Rooftop Unit Cooling Pre-Season Inspection**

## Description

- Unitary Visual Equipment Inspection
- Verify Line Voltage
- Lock Out Tag Out (Standard)
- Supply Fan Inspection
- Supply Fan Variable Frequency Drive Maintenance
- Power Exhaust Fan(s) Inspection - Direct Drive
- Remove Access Panels or Open Access Doors
- Meg Supply Fan With VFD
- Meg Exhaust Fan Without VFD
- Meg Compressor Motor
- Electrical Inspection
- Filter Change w/ MERV8 Filters
- Belt Inspection (If Applicable)
- Reinstall Access Panels or Close Access Doors
- Condensate Drip Pan Treatment
- Remove Lock Out Tag Out
- Check Economizer Damper
- Pre-Start Check
- Start Up Condenser Fan Check (Per Fan)
- Cooling Check
- Manual Log With Electronic Device
- Return Unit to Normal Operation

**Service: Trane Precedent™ Rooftop Unit Heating Pre-Season Inspection**

## Description

- Unitary Visual Equipment Inspection
- Verify Line Voltage
- Lock Out Tag Out (Standard)
- Supply Fan Inspection
- Supply Fan Variable Frequency Drive Maintenance
- Power Exhaust Fan(s) Inspection - Direct Drive
- Remove Access Panels or Open Access Doors
- Meg Supply Fan With VFD
- Meg Exhaust Fan Without VFD
- Electrical Inspection
- Filter Change w/ MERV8 Filters
- Belt Inspection (If Applicable)
- Reinstall Access Panels or Close Access Doors
- Condensate Drip Pan Treatment
- Remove Lock Out Tag Out
- Check Economizer Damper
- Pre-Start Check
- Start Up Heating Check (Natural Gas/Propane)
- Manual Log With Electronic Device
- Return Unit to Normal Operation

**Clarifications**

- Any service not listed is not included.
- Work will be performed during normal Trane business hours.
- Any extra steps or procedures needed to be performed by Trane technicians as a result of COVID-19 are not included and may be billable.
- Any safety training needed to be performed by Trane technicians is not included and will be extra.
- Trane will not perform any work if working conditions could endanger or put at risk the safety of our employees or subcontractors.

**COVID-19 National Emergency Clause**

The parties agree that they are entering into this Agreement while the nation is in the midst of a national emergency due to the Covid-19 pandemic (“Covid-19 Pandemic”). With the continued existence of Covid-19 Pandemic and the evolving guidelines and executive orders, it is difficult to determine the impact of the Covid-19 Pandemic on Trane’s performance under this Agreement. Consequently, the parties agree as follows:

1. Each party shall use commercially reasonable efforts to perform its obligations under the Agreement and to meet the schedule and completion dates, subject to provisions below;
2. Each party will abide by any federal, state or local orders, directives, or advisories regarding the Covid-19 Pandemic with respect to its performance of its obligations under this Agreement and each shall have the sole discretion in determining the appropriate and responsible actions such party shall undertake to so abide or to safeguard its employees, subcontractors, agents and suppliers;
3. Each party shall use commercially reasonable efforts to keep the other party informed of pertinent updates or developments regarding its obligations as the Covid-19 Pandemic situation evolves; and
4. If Trane’s performance is delayed or suspended as a result of the Covid-19 Pandemic, Trane shall be entitled to an equitable adjustment to the project schedule and/or the contract price.

**Trane Service Agreement**

This Service Agreement consists of the pages beginning with the title page entitled “Scheduled Service Agreement,” the consecutively numbered pages immediately following such title page, and includes and ends with the Trane Terms and Conditions (Service) (collectively, the “Service Agreement” or "Agreement"). Trane agrees to inspect and maintain the Covered Equipment according to the terms of this Service Agreement, including the “Terms and Conditions,” and “Scope of Services” sections. Trane agrees to give preferential service to Service Agreement Customer over non-contract customers.

**Service Fee**

As the fee(s) (the “Service Fee(s)”) for the inspection and maintenance services described in the Scope of Services section with respect to the Covered Equipment, Customer agrees to pay to Trane the following amounts, plus applicable tax, as and when due.

Coverage	Contract Year	Total Amount USD	Payment Term
Year 1	August 1 <sup>st</sup> 2023 – July 31 <sup>st</sup> 2024	8,117.00	Annual

In addition to any other amounts then due hereunder, if this Agreement is terminated or cancelled prior to its scheduled expiration, Customer shall pay to Company the balance of any amounts billed to but unpaid by Customer and, if a “Service Project” is included in the Agreement, the Cancellation Fee set forth in “Exhibit A” Cancellation Schedule attached hereto and incorporated herein, which Cancellation Fee represents unbilled labor, non-labor expenses and parts materials and components. Subject only to a prior written agreement signed by Trane, payment is due upon receipt of invoice in accordance with Section 4 of the attached Terms and Conditions.

**Term**

The Initial Term of this Service Agreement is one (1) year, beginning August 1<sup>st</sup>, 2023. However, Trane’s obligation under this Agreement will not begin until authorized representatives of Trane and Customer have both signed this Agreement in the spaces provided below.

## **Cancellation by Customer Prior to Services; Refund**

If Customer cancels this Agreement within (a) thirty (30) days of the date this Agreement was mailed to Customer or (b) twenty (20) days of the date this Agreement was delivered to Customer, if it was delivered at the time of sale, and if no Services have been provided by Company under this Agreement, the Agreement will be void and Company will refund to Customer, or credit Customer's account, the full Service Fee of this Agreement that Customer paid to Company, if any. A ten percent (10%) penalty per month will be added to a refund that is due but is not paid or credited within forty-five (45) days after return of this Agreement to Company. Customer's right to cancel this Agreement only applies to the original owner of this Agreement and only if no Services have been provided by Company under this Agreement prior to its return to Company.

## **Cancellation by Company**

This Agreement may be cancelled during the Initial Term or, if applicable, a Renewal Term for any reason or no reason, upon written notice from Company to Customer no later than 30 days prior to the scheduled expiration date and Company will refund to Customer, or credit Customer's account, that part of the Service Fee attributable to Services not performed by Company. Customer shall remain liable for and shall pay to Company all amounts due for Services provided by Company and not yet paid.

Ryan Buss  
Account Manager  
Cell: (608) 293-2672  
Email: ryan.buss@tranetechnologies.com

## Customer Acceptance

*This proposal is valid 30 days from the proposal date and is subject to Customer's acceptance of the attached Trane Terms and Conditions.*

---

Authorized Representative

---

Printed Name

---

Title

---

Purchase Order

---

Acceptance Date

## Terms and Conditions

### “Company” shall mean Trane U.S. Inc..

To obtain repair service within the scope of Services as defined, contact your local Trane District office identified on the first page of the Agreement by calling the telephone number stated on that page. That Trane District office is responsible for Company's performance of this Agreement. Only Trane authorized personnel may perform service under this Agreement. For Service covered under this Agreement, Company will be responsible for the cost of transporting a part requiring service.

**1. Agreement.** These terms and conditions are an integral part of Company's offer and form the basis of any agreement (the “Agreement”) resulting from Company's proposal (the “Proposal”) for the services (the “Services”) on equipment listed in the Proposal (the “Covered Equipment”). **COMPANY'S TERMS AND CONDITIONS ARE SUBJECT TO PERIODIC CHANGE OR AMENDMENT.**

**2. Connected Services.** In addition to these terms and conditions, the Connected Services Terms of Service (“Connected Services Terms”), available at <https://www.trane.com/TraneConnectedServicesTerms>, as updated from time to time, are incorporated herein by reference and shall apply to the extent that Company provides Customer with Connected Services, as defined in the Connected Services Terms.

**3. Acceptance.** The Proposal is subject to acceptance in writing by the party to whom this offer is made or an authorized agent (“Customer”) delivered to Company within 30 days from the date of the Proposal. If Customer accepts the Proposal by placing an order, without the addition of any other terms and conditions of sale or any other modification, Customer's order shall be deemed acceptance of the Proposal subject to Company's terms and conditions. If Customer's order is expressly conditioned upon the Company's acceptance or assent to terms and/or conditions other than those expressed herein, return of such order by Company with Company's terms and conditions attached or referenced serves as Company's notice of objection to Customer's terms and as Company's counteroffer to provide Services in accordance with the Proposal. If Customer does not reject or object in writing to Company within 10 days, the Company's counteroffer will be deemed accepted. Customer's acceptance of the Services by Company will in any event constitute an acceptance by Customer of Company's terms and conditions. In the case of a dispute, the applicable terms and conditions will be those in effect at the time of delivery or acceptance of the Services. This Agreement is subject to credit approval by Company. Upon disapproval of credit, Company may delay or suspend performance or, at its option, renegotiate prices and/or terms and conditions with Customer. If Company and Customer are unable to agree on such revisions, this Agreement shall be cancelled without any liability, other than Customer's obligation to pay for Services rendered by Company to the date of cancellation.

**4. Cancellation by Customer Prior to Services; Refund.** If Customer cancels this Agreement within (a) thirty (30) days of the date this Agreement was mailed to Customer or (b) twenty (20) days of the date this Agreement was delivered to Customer, if it was delivered at the time of sale, and no Services have been provided by Company under this Agreement, the Agreement will be void and Company will refund to Customer, or credit Customer's account, the full Service Fee of this Agreement that Customer paid to Company, if any. A ten percent (10%) penalty per month will be added to a refund that is due but is not paid or credited within forty-five (45) days after return of this Agreement to Company. Customer's right to cancel this Agreement only applies to the original owner of this Agreement and only if no Services have been provided by Company under this Agreement prior to its return to Company.

**5. Cancellation by Company.** This Agreement may be cancelled by Company for any reason or no reason, upon written notice from Company to Customer no later than 30 days prior to performance of any Services hereunder and Company will refund to Customer, or credit Customer's account, that part of the Service Fee attributable to Services not performed by Company. Customer shall remain liable for and shall pay to Company all amounts due for Services provided by Company and not yet paid.

**6. Services Fees and Taxes.** Fees for the Services (the “Service Fee(s)”) shall be as set forth in the Proposal and are based on performance during regular business hours. Fees for outside Company's regular business hours and any after-hours services shall be billed separately according to the then prevailing overtime or emergency labor/labour rates. In addition to the stated Service Fee, Customer shall pay all taxes not legally required to be paid by Company or, alternatively, shall provide Company with acceptable tax exemption certificates. Customer shall pay all costs (including attorneys' fees) incurred by Company in attempting to collect amounts due.

**7. Payment.** Payment is due upon receipt of Company's invoice. Company reserves the right to add to any account outstanding for more than 30 days a service charge equal to the lesser of the maximum allowable legal interest rate or 1.5% of the principal amount due at the end of each month. Customer shall pay all costs (including attorneys' fees) incurred by Company in attempting to collect amounts due or otherwise enforcing these terms and conditions.

**8. Customer Breach.** Each of the following events or conditions shall constitute a breach by Customer and shall give Company the right, without an election of remedies, to terminate this Agreement or suspend performance by delivery of written notice: (1) Any failure by Customer to pay amounts when due; or (2) any general assignment by Customer for the benefit of its creditors, or if Customer becomes bankrupt or insolvent or takes the benefit of any statute for bankrupt or insolvent debtors, or makes or proposes to make any proposal or arrangement with creditors, or if any steps are taken for the winding up or other termination of Customer or the liquidation of its assets, or if a trustee, receiver, or similar person is appointed over any of the assets or interests of Customer; (3) Any representation or warranty furnished by Customer in connection with this Agreement is false or misleading in any material respect when made; or (4) Any failure by Customer to perform or comply with any material provision of this Agreement. Customer shall be liable to the Company for all Services furnished to date and all damages sustained by Company (including lost profit and overhead)

**9. Performance.** Company shall perform the Services in accordance with industry standards generally applicable in the state or province where the Services are performed under similar circumstances as of the time Company performs the Services. Company is not liable for any claims, damages, losses, or expenses, arising from or related to work done by or services provided by individuals or entities that are not employed by or hired by Company. Company may refuse to perform any Services or work where working conditions could endanger property or put at risk the safety of people. Parts used for any repairs made will be those selected by Company as suitable for the repair and may be parts not manufactured by Company. Customer must reimburse Company for services, repairs, and/or replacements performed by Company at Customer's request beyond the scope of Services or otherwise excluded under this Agreement. The reimbursement shall be at the then prevailing applicable regular, overtime, or holiday rates for labor/labour and prices for materials. Prior to Company performing the additional services, repairs, and/or replacements, Customer may request a separate written quote stating the work to be performed and the price to be paid by Customer for the work.

**10. Customer Obligations.** Customer shall: (a) provide Company reasonable and safe access to the Covered Equipment and areas where Company is to work; and (b) unless otherwise agreed by Customer and Company, at Customer's expense and before the Services begin, Customer will provide any necessary access platforms, catwalks to safely perform the Services in compliance with OSHA, state, or provincial industrial safety regulations or any other applicable industrial safety standards or guidelines.

**11. Exclusions.** Unless expressly included in the Proposal, the Services do not include, and Company shall not be responsible for or liable to the Customer for, any claims, losses, damages or expenses suffered by the Customer in any way connected with, relating to or arising from any of the following:

- (a) Any guarantee of room conditions or system performance;
- (b) Inspection, operation, maintenance, repair, replacement or performance of work or services outside the Services;
- (c) Damage, repairs or replacement of parts made necessary as a result of the acts or omission of Customer or any Event of Force Majeure;

(d) Any claims, damages, losses, or expenses, arising from or related to conditions that existed in, on, or upon the premises before the effective date of this Agreement ("Pre-Existing Conditions") including, without limitation, damages, losses, or expenses involving a Pre-Existing Condition of building envelope issues, mechanical issues, plumbing issues, and/or indoor air quality issues involving mold/mould, bacteria, microbial growth, fungi or other contaminants or airborne biological agents; and

(e) Replacement of refrigerant is excluded, unless replacement of refrigerant is expressly stated as included with the Proposal.

**12. Limited Warranty.** Company warrants that: (a) the material manufactured by Company and provided to the Customer in performance of the Services is free from defects in material and manufacture for a period of 12 months from the earlier of the date of equipment start-up or replacement and (b) the labor/labour portion of the Services is warranted to have been properly performed for a period of 90 days from date of completion (the "Limited Warranty"). Company obligations of equipment start-up, if any are stated in the Proposal, are coterminous with the Limited Warranty period. Defects must be reported to Company within the Limited Warranty period. Company's obligation under the Limited Warranty is limited to repairing or replacing the defective part at its option and to correcting any improperly performed labor/labour. No liability whatsoever shall attach to Company until the Services have been paid for in full. Exclusions from this Limited Warranty include claims, losses, damages, and expenses in any way connected with, related to, or arising from failure or malfunction of equipment due to the following: wear and tear; end of life failure; corrosion; erosion; deterioration; Customer's failure to follow the Company-provided maintenance plan; unauthorized or improper maintenance; unauthorized or improper parts or material; refrigerant not supplied by Company; and modifications made by others to Company's equipment. Company shall not be obligated to pay for the cost of lost refrigerant or lost product. Some components of Company equipment may be warranted directly from the component supplier, in which case this Limited Warranty shall not apply to those components and any warranty of such components shall be the warranty given by the component supplier. Notwithstanding the foregoing, all warranties provided herein terminate upon termination or cancellation of this Agreement. Equipment, material and/or parts that are not manufactured by Company ("Third-Party Product(s)") are not warranted by Company and have such warranties as may be extended by the respective manufacturer. **CUSTOMER UNDERSTANDS THAT COMPANY IS NOT THE MANUFACTURER OF ANY THIRD-PARTY PRODUCT(S) AND ANY WARRANTIES, CLAIMS, STATEMENTS, REPRESENTATIONS, OR SPECIFICATIONS ARE THOSE OF THE THIRD-PARTY MANUFACTURER, NOT COMPANY AND CUSTOMER IS NOT RELYING ON ANY WARRANTIES, CLAIMS, STATEMENTS, REPRESENTATIONS, OR SPECIFICATIONS REGARDING THE THIRD-PARTY PRODUCT THAT MAY BE PROVIDED BY COMPANY OR ITS AFFILIATES, WHETHER ORAL OR WRITTEN.**

**THE REMEDIES SET FORTH IN THIS LIMITED WARRANTY ARE THE SOLE AND EXCLUSIVE REMEDIES FOR WARRANTY CLAIMS PROVIDED BY COMPANY TO CUSTOMER UNDER THIS AGREEMENT AND ARE IN LIEU OF ALL OTHER WARRANTIES AND LIABILITIES, LIABILITIES, CONDITIONS AND REMEDIES, WHETHER IN CONTRACT, WARRANTY, STATUTE, OR TORT (INCLUDING NEGLIGENCE), EXPRESS OR IMPLIED, IN LAW OR IN FACT, INCLUDING ANY IMPLIED WARRANTIES OF MERCHANTABILITY AND FITNESS FOR A PARTICULAR USE OR FITNESS FOR A PARTICULAR PURPOSE AND/OR OTHERS ARISING FROM COURSE OF DEALING OR TRADE. COMPANY EXPRESSLY DISCLAIMS ANY REPRESENTATIONS OR WARRANTIES, ENDORSEMENTS OR CONDITIONS OF ANY KIND, EXPRESS OR IMPLIED, INCLUDING ANY IMPLIED WARRANTIES OF QUALITY, FITNESS, MERCHANTABILITY, DURABILITY AND/OR OTHERS ARISING FROM COURSE OF DEALING OR TRADE OR REGARDING PREVENTION BY THE SCOPE OF SERVICES, OR ANY COMPONENT THEREOF. COMPANY MAKES NO REPRESENTATION OR WARRANTY OF ANY KIND, INCLUDING WARRANTY OF MERCHANTABILITY OR FITNESS FOR PARTICULAR PURPOSE. ADDITIONALLY, COMPANY MAKES NO REPRESENTATION OR WARRANTY OF ANY KIND REGARDING PREVENTING, ELIMINATING, REDUCING OR INHIBITING ANY MOLD, FUNGUS, BACTERIA, VIRUS, MICROBIAL GROWTH, OR ANY OTHER CONTAMINANTS (INCLUDING COVID-19 OR ANY SIMILAR VIRUS) (COLLECTIVELY, "CONTAMINANTS"), WHETHER INVOLVING OR IN CONNECTION WITH EQUIPMENT, ANY COMPONENT THEREOF, SERVICES OR OTHERWISE. IN NO EVENT SHALL COMPANY HAVE ANY LIABILITY FOR THE PREVENTION, ELIMINATION, REDUCTION OR INHIBITION OF THE GROWTH OR SPREAD OF SUCH CONTAMINANTS INVOLVING OR IN CONNECTION WITH ANY EQUIPMENT, THIRD-PARTY PRODUCT, OR ANY COMPONENT THEREOF, SERVICES OR OTHERWISE AND CUSTOMER HEREBY SPECIFICALLY ACKNOWLEDGES AND AGREES THERETO**

**13. Indemnity.** To the maximum extent permitted by law, Company and Customer shall indemnify and hold harmless each other from any and all claims, actions, costs, expenses, damages and liabilities, including reasonable attorneys' fees, resulting from death or bodily injury or damage to real or personal property, to the extent caused by the negligence or misconduct of the indemnifying party, and/or its respective employees or authorized agents in connection with their activities within the scope of this Agreement. Neither party shall indemnify the other against claims, damages, expenses, or liabilities to the extent attributable to the acts or omissions of the other party or third parties. If the parties are both at fault, the obligation to indemnify shall be proportional to their relative fault. The duty to indemnify and hold harmless will continue in full force and effect, notwithstanding the expiration or early termination of this Agreement, with respect to any claims based on facts or conditions that occurred prior to expiration or termination of this Agreement.

**14. Limitation of Liability.** **NOTWITHSTANDING ANYTHING TO THE CONTRARY, NEITHER PARTY SHALL BE LIABLE FOR SPECIAL, INCIDENTAL, INDIRECT, OR CONSEQUENTIAL LOSSES OR DAMAGES OF ANY KIND (INCLUDING WITHOUT LIMITATION REFRIGERANT LOSS, PRODUCT LOSS, LOST REVENUE OR PROFITS, OR LIABILITY TO THIRD PARTIES), INCLUDING CONTAMINANTS LIABILITIES, OR PUNITIVE DAMAGES WHETHER BASED IN CONTRACT, WARRANTY, STATUTE, TORT (INCLUDING NEGLIGENCE), STRICT LIABILITY, INDEMNITY OR ANY OTHER LEGAL THEORY OR FACTS. NOTWITHSTANDING ANY OTHER PROVISION OF THIS AGREEMENT, THE TOTAL AND AGGREGATE LIABILITY OF THE COMPANY TO THE CUSTOMER WITH RESPECT TO ANY AND ALL CLAIMS CONNECTED WITH, RELATED TO OR ARISING FROM THE PERFORMANCE OR NON-PERFORMANCE OF THIS AGREEMENT, WHETHER BASED IN CONTRACT, WARRANTY, STATUTE, TORT (INCLUDING NEGLIGENCE), STRICT LIABILITY, INDEMNITY OR ANY OTHER LEGAL THEORY OR FACTS, SHALL NOT EXCEED THE COMPENSATION RECEIVED BY COMPANY UNDER THIS AGREEMENT. IN NO EVENT SHALL SELLER BE LIABLE FOR ANY DAMAGES (WHETHER DIRECT OR INDIRECT) RESULTING FROM MOLD, FUNGUS, BACTERIA, MICROBIAL GROWTH, OR OTHER CONTAMINATES OR AIRBORNE BIOLOGICAL AGENTS. TO THE MAXIMUM EXTENT ALLOWED BY LAW, COMPANY SHALL NOT BE LIABLE FOR ANY OF THE FOLLOWING IN CONNECTION WITH PROVIDING THE ENERGY AND BUILDING PERFORMANCE SERVICES: INTERRUPTION, DELETION, DEFECT, DELAY IN OPERATION OR TRANSMISSION; CUSTOMER'S NETWORK SECURITY; COMPUTER VIRUS; COMMUNICATION FAILURE; THEFT OR DESTRUCTION OF DATA; GAPS IN DATA COLLECTED; AND UNAUTHORIZED ACCESS TO CUSTOMER'S DATA OR COMMUNICATIONS NETWORK.**

**15. CONTAMINANTS LIABILITY.** The transmission of COVID-19 may occur in a variety of ways and circumstances, many of the aspects of which are currently not known. HVAC systems, products, services and other offerings have not been tested for their effectiveness in reducing the spread of COVID-19, including through the air in closed environments. **IN NO EVENT WILL COMPANY BE LIABLE UNDER THIS AGREEMENT OR OTHERWISE FOR ANY INDEMNIFICATION, ACTION OR CLAIM, WHETHER BASED ON WARRANTY, CONTRACT, TORT OR OTHERWISE, FOR ANY BODILY INJURY (INCLUDING DEATH), DAMAGE TO PROPERTY, OR ANY OTHER LIABILITIES, DAMAGES OR COSTS RELATED TO CONTAMINANTS (INCLUDING THE SPREAD, TRANSMISSION MITIGATION, ELIMINATION, OR CONTAMINATION THEREOF) (COLLECTIVELY, "CONTAMINANTS LIABILITIES") AND CUSTOMER HEREBY EXPRESSLY RELEASES COMPANY FROM ANY SUCH CONTAMINANT LIABILITIES.**

**16. Asbestos and Hazardous Materials.** The Services expressly exclude any identification, abatement, cleanup, control, disposal, removal or other work connected with asbestos or other hazardous materials (collectively, "Hazardous Materials"). Should Company become aware

of or suspect the presence of Hazardous Materials, Company may immediately stop work in the affected area and shall notify Customer. Customer will be responsible for taking any and all action necessary to correct the condition in accordance with all applicable laws and regulations.

Customer shall be exclusively responsible for any claims, liability, fees and penalties, and the payment thereof, arising out of or relating to any Hazardous Materials on or about the premises, not brought onto the premises by Company. Company shall be required to resume performance of the Services only when the affected area has been rendered harmless.

**17. Insurance.** Company agrees to maintain the following insurance during the term of the contract with limits not less than shown below and will, upon request from Customer, provide a Certificate of evidencing the following coverage:

Commercial General Liability	\$2,000,000 per occurrence
Automobile Liability	\$2,000,000 CSL
Workers Compensation	Statutory Limits

If Customer has requested to be named as an additional insured under Company's insurance policy, Company will do so but only subject to Company's manuscript additional insured endorsement under its primary Commercial General Liability policies. In no event does Company or its insurer waive its right of subrogation

**18. Force Majeure.** Company's duty to perform under this Agreement is contingent upon the non-occurrence of an Event of Force Majeure. If Company shall be unable to carry out any material obligation under this Agreement due to an Event of Force Majeure, this Agreement shall at Company's election (i) remain in effect but Company's obligations shall be suspended until the uncontrollable event terminates or (ii) be terminated upon ten (10) days notice to Customer, in which event Customer shall pay Company for all parts of the Services furnished to the date of termination. An "Event of Force Majeure" shall mean any cause or event beyond the control of Company. Without limiting the foregoing, "Event of Force Majeure" includes: acts of God; acts of terrorism, war or the public enemy; flood; earthquake; lightning; tornado; storm; fire; civil disobedience; pandemic insurrections; riots; labor disputes; labor or material shortages; sabotage; restraint by court order or public authority (whether valid or invalid), and action or non-action by or inability to obtain or keep in force the necessary governmental authorizations, permits, licenses, certificates or approvals if not caused by Company and the requirements of any applicable government in any manner that diverts either the material or the finished product to the direct or indirect benefit of the government.

**19. General.** Except as provided below, to the maximum extent provided by law, this Agreement is made and shall be interpreted and enforced in accordance with the laws of the state or province in which the Services are performed without regard to choice of law principles which might otherwise call for the application of a different state's or province's law. Any dispute arising under or relating to this Agreement that is not disposed of by agreement shall be decided by litigation in a court of competent jurisdiction located in the state or province in which the Services are performed. Any action or suit arising out of or related to this Agreement must be commenced within one year after the cause of action has accrued. To the extent the premises are owned and/or operated by any agency of the United States Federal Government, determination of any substantive issue of law shall be according to the United States Federal common law of Government contracts as enunciated and applied by Federal judicial bodies and boards of contract appeals of the Federal Government. This Agreement contains all of the agreements, representations and understandings of the parties and supersedes all previous understandings, commitments or agreements, oral or written, related to the Services. No documents shall be incorporated herein by reference except to the extent Company is a signatory thereon. If any term or condition of this Agreement is invalid, illegal or incapable of being enforced by any rule of law, all other terms and conditions of this Agreement will nevertheless remain in full force and effect as long as the economic or legal substance of the transaction contemplated hereby is not affected in a manner adverse to any party hereto. Customer may not assign, transfer, or convey this Agreement, or any part hereof, without the written consent of Company. Subject to the foregoing, this Agreement shall bind and inure to the benefit of the parties hereto and their permitted successors and assigns. This Agreement may be executed in several counterparts, each of which when executed shall be deemed to be an original, but all together shall constitute but one and the same Agreement. A fully executed facsimile copy hereof or the several counterparts shall suffice as an original. No modifications, additions or changes may be made to this Agreement except in a writing signed by Company. No failure or delay by the Company in enforcing any right or exercising any remedy under this Agreement shall be deemed to be a waiver by the Company of any right or remedy.

**20. Equal Employment Opportunity/Affirmative Action Clause.** Company is a United States federal contractor that complies fully with Executive Order 11246, as amended, and the applicable regulations contained in 41 C.F.R. Parts 60-1 through 60-60, 29 U.S.C. Section 793 and the applicable regulations contained in 41 C.F.R. Part 60-741; and 38 U.S.C. Section 4212 and the applicable regulations contained in 41 C.F.R. Part 60-250; and Executive Order 13496 and Section 29 CFR 471, appendix A to subpart A, regarding the notice of employee rights in the United States and with Canadian Charter of Rights and Freedoms Schedule B to the Canada Act 1982 (U.K.) 1982, c. 11 and applicable Provincial Human Rights Codes and employment law in Canada.

**21. U.S. Government Contracts. The following provision applies only to direct sales by Company to the US Government.** The Parties acknowledge that all items or services ordered and delivered under this Agreement / Purchase Order are Commercial Items as defined under Part 12 of the Federal Acquisition Regulation (FAR). In particular, Company agrees to be bound only by those Federal contracting clauses that apply to "commercial" suppliers and that are contained in FAR 52.212-5(e)(1). Company complies with 52.219-8 or 52.219-9 in its service and installation contracting business. **The following provision applies only to indirect sales by Company to the US Government.** As a Commercial Item Subcontractor, Company accepts only the following mandatory flow down provisions: 52.219-8; 52.222-26; 52.222-35; 52.222-36; 52.222-39; 52.247-64. If the Services are in connection with a U.S. government contract, Customer agrees and hereby certifies that it has provided and will provide current, accurate, and complete information, representations and certifications to all government officials, including but not limited to the contracting officer and officials of the Small Business Administration, on all matters related to the prime contract, including but not limited to all aspects of its ownership, eligibility, and performance. Anything herein notwithstanding, Company will have no obligations to Customer unless and until Customer provides Company with a true, correct and complete executed copy of the prime contract. Upon request, Customer will provide copies to Company of all requested written communications with any government official related to the prime contract prior to or concurrent with the execution thereof, including but not limited to any communications related to contractor's ownership, eligibility or performance of the prime contract. Customer will obtain written authorization and approval from Company prior to providing any government official any information about Company's performance of the Services that are the subject of this offer or agreement, other than the Proposal or this Agreement.

**22. Limited Waiver of Sovereign Immunity.** If Customer is an Indian tribe (in the U.S.) or a First Nation or Band Council (in Canada), Customer, whether acting in its capacity as a government, governmental entity, a duly organized corporate entity or otherwise, for itself and for its agents, successors, and assigns: (1) hereby provides this limited waiver of its sovereign immunity as to any damages, claims, lawsuit, or cause of action (herein "Action") brought against Customer by Company and arising or alleged to arise out of the furnishing by Company of any product or service under this Agreement, whether such Action is based in contract, tort, strict liability, civil liability or any other legal theory; (2) agrees that jurisdiction and venue for any such Action shall be proper and valid (a) if Customer is in the U.S., in any state or United States court located in the state in which Company is performing this Agreement or (b) if Customer is in Canada, in the superior court of the province or territory in which the work was performed; (3) expressly consents to such Action, and waives any objection to jurisdiction or venue; (4) waives any requirement of exhaustion of tribal court or administrative remedies for any Action arising out of or related to this Agreement; and (5) expressly acknowledges and agrees that Company is not subject to the jurisdiction of Customer's tribal court or any similar tribal forum, that Customer will not bring any action against Company in tribal court, and that Customer will not avail itself of any ruling or direction of the tribal court permitting or directing it to suspend its payment or other obligations under this Agreement. The individual signing

Item 13.

on behalf of Customer warrants and represents that such individual is duly authorized to provide this waiver and enter into this Agreement and that this Agreement constitutes the valid and legally binding obligation of Customer, enforceable in accordance with its terms.

1-10.48 (0821)

Supersedes 1-10.48 (0720)

## AGREEMENT FOR THE PURCHASE AND REMOVAL OF BUILDING

This Agreement for the Purchase and Removal of a Building (“Agreement”) is by and between Village of Ridgeway, Ridgeway, WI (“Seller” or “Village”) and \_\_\_\_\_ (“Purchaser”) (collectively the “Parties”), to be effective the \_\_\_\_ day of \_\_\_\_\_, 2023.

WITNESSETH,

WHEREAS, the Village owns a portable building currently located at 208 Jarvis Street, Ridgeway, WI 53582, and;

WHEREAS; the Village wishes to sell the building and to retain ownership of the land on which it currently sits, and;

WHEREAS, the Village published a solicitation for purchase of the building and to move it off of the Village’s land and;

WHEREAS, the Purchaser submitted the offer for \$100.

NOW, THEREFORE, the Village and the Purchaser hereby enter into a formal agreement to transfer ownership of the portable building and to govern its removal from Village property, with terms of the Agreement as follows:

1. **Purchase Price.** The Purchaser agrees to pay the Village **one hundred (\$100)** for the portable building currently located at 208 Jarvis Street, Ridgeway, WI 53582 (“Building”) and the right to remove the Building from the Village’s property. The payment shall be made by \_\_\_\_\_, 2023 in certified funds.
2. **Condition of Building.** The Building is being sold “as is.” The Village makes no representations or warranties concerning the condition of the Building, the suitability of the Building for the Purchaser’s intended uses, or any other matter relative to this Agreement other than those expressly stated herein. Purchaser acknowledges that neither the Village, nor any principal, agent, attorney, employee, broker, or other representative of the Village, has made any representation or warranty of any kind whatsoever, either express or implied, with respect to the Building or any matter related thereto, and Purchaser is not relying on any warranty, representation, or covenant, express or implied, with respect to the condition of the Building.
3. **Other Structures Not Included.** This Agreement does not transfer any rights with regard to any of the other structures located on the property.

4. **Obligation to Remove.** The Purchaser is required to remove the Building from the Village's property within **sixty (60) days** of the execution of this Agreement. The Purchaser is responsible for all costs associated with or related to the removal and moving of the Building.
5. **Removal Notice.** The Purchaser is required to provide the Village with at least five (5) business days notice of the date(s) on which the Purchaser plans to move the structure. The Purchaser is required to receive Village approval of the proposed dates prior to entering onto Village property in order to remove the Building.
6. **Permits for Moving Structure.** The Purchaser shall, at his own expense, obtain all required licenses and permits for moving the Building.
7. **Indemnity.** The Purchaser shall be responsible to the Village for its acts and omissions, and the acts and omissions of the Purchaser's building mover and any other person or organization performing any of the work under a contract with the Purchaser. The Purchaser agrees to defend, indemnify, and hold harmless the Village, its officers, employees, and agents from all losses, expenses, and costs, including attorney's fees, and from all suits, actions, and claims of any character brought because of injuries received or damages sustained by any person, persons, or property arising out of the removal operations, including the removal of any materials in the structure; or in consequence of any neglect in safeguarding the site; or because of any act or omission, neglect, or misconduct of the Purchaser, or by any person or organization employed directly or indirectly by the Purchaser.
8. **Insurance.** Purchaser shall obtain and maintain commercial liability insurance and automobile insurance to protect against loss or damage during the removal process. Purchaser shall require any contractor it engages to perform the removal to obtain and maintain the same coverage. Limits of liability shall be at least \$1,000,000 per occurrence and each such policy shall name the Village as an additional insured. Prior to beginning the removal process, Purchaser shall provide the Village with a certificate of insurance evidencing such liability coverage.
9. **Assignment.** The Purchaser may not assign his rights under this Agreement without the written consent of the Village.
10. **Entire Agreement.** This written Agreement constitutes the complete agreement between the parties and supersedes any and all other oral or written agreements, negotiations, understandings and representations between the Parties regarding the Building. There are no verbal or written side agreements that change this Agreement.
11. **Amendment; Waiver.** No amendment of this Agreement, and no waiver of any provision of this Agreement, shall be effective unless set forth in a writing expressing

the intent to so amend or waive and the exact nature of such amendment or waiver, which is signed by the Parties (in the case of amendment) or the waiving party (in the case of waiver). No waiver of a right in any one instance shall operate as a waiver of any other right or as a waiver of such right in a later or separate instance.

**12. Governing Law.** This Agreement is made and executed under, and in all respects is to be governed and construed under, the laws of the State of Wisconsin.

**13. Binding Effect.** This Agreement binds and benefits the Parties and their respective successors and assigns.

**IN WITNESS WHEREOF,** the Parties have caused this Agreement to be executed effective the date first written above.

**SELLER:**

**BUYER:**

**Village of Ridgeway**

**Chris Mattison**

By: \_\_\_\_\_  
Michele Casper  
Village President

By: \_\_\_\_\_  
Chris Mattison

By: \_\_\_\_\_  
Hailey Roessler  
Village Clerk/Treasurer

Dated: \_\_\_\_\_, 2023

Dated: \_\_\_\_\_, 2023

## Village of Ridgeway solar project

**Peter Fiala** <peter@legacysolarcoop.org>  
To: Hailey Roessler <clerk@ridgewaywi.gov>

Thu, Jul 6, 2023 at 8:00 AM

Good morning Hailey,

Hope you had a good 4th of July! Good to hear from you and thank you for your question. We can evaluate multiple sites for sure, but is there a project site that stands out to you at this point between the community center, pergola in the park or the ball field shelter? We haven't discussed other municipal buildings so let me know if buildings like the Municipal Garage are being considered. Just on the surface level and taking into account most value for cost, I would imagine the community center to make the most impact. We can take a closer look though.

Here are some deliverables we often include in our scope of work agreements, which can be altered based on your project goals.

1. Coordinate solar planning activities for the site(s) indicated below for 2024;
2. Provide a financial Cost-Benefit analysis, including multiple funding options;
3. Provide PowerPoint project summary for stakeholders;
4. Assist in qualified solar vendor procurement (RFP services) and present apples-to-apples comparison of solicited proposals;
5. Help negotiating final project contracts with chosen vendor/s;
6. Vendor assistance with incentive compliance & interconnection;
7. Provide oversight and technical assistance through commissioning and incentive capture

These services are typically provided for \$1,250 up front and \$1,250 upon completion of these services (for one site), \$1,250 for each additional site. This also may be tailored depending on the specific deliverables.

When it comes to contract signing, our project admin fee is included in the installer's project soft costs and is also able to be included in the 30% Direct Pay you would receive from the Federal Government.

Writing an OEI grant can also include multiple sites and would be a separate scope of work, but with grants, our fee can oftentimes be written into the grant so you can reimburse yourselves for our contract cost (should you get the grant). We think the next OEI grant round will be due in fall but we haven't heard anything yet.

Let me know what you think and how you'd like to proceed. I can send you a formal proposal or we can talk things through on the phone.

Thank you!  
Peter

**Peter Fiala**, Vice President  
**Legacy Solar Wisconsin Cooperative**  
P.O. Box 7622  
Madison, WI 53707  
Phone/Text: 608-443-7820

**Together we can build a solar legacy in Wisconsin.**

Legacy Solar Co-op



# Parkitecture + Planning

901 Deming Way, Ste 201  
Madison, WI 53717 US  
www.parkitecture.org



## INVOICE

**BILL TO**  
Village of Ridgeway  
ATTN: Hailey Roessler  
208 Jarvis Street, Suite A  
Ridgeway, WI 53582

**INVOICE** 1  
**DATE** 07/03/2023  
**TERMS** Net 30  
**DUE DATE** 08/02/2023

**PROJECT NAME**  
Ridgeway Park Improvements

**P+P PROJECT #**  
22.055

TASK DESCRIPTION	AMOUNT DUE	DUE
Charges		
Construction Documents - Ball Diamond Lighting	1,137.60	40.00 % of 2,844.00
Construction Documents - Parking and Pathway Design	4,756.80	40.00 % of 11,892.00
Post Design Assistance	0.00	0.00 of 3,734.00
-----		
Thank You For Supporting Parkitecture + Planning!	<b>SUBTOTAL</b>	5,894.40
	<b>TAX</b>	0.00
	<b>TOTAL</b>	5,894.40
-----		
	<b>BALANCE DUE</b>	<b>\$5,894.40</b>



## RIDGEWAY

208 Jarvis Street | Suite A | Ridgeway, WI 53582

Iowa County, Wisconsin

**To:** Board of Trustees

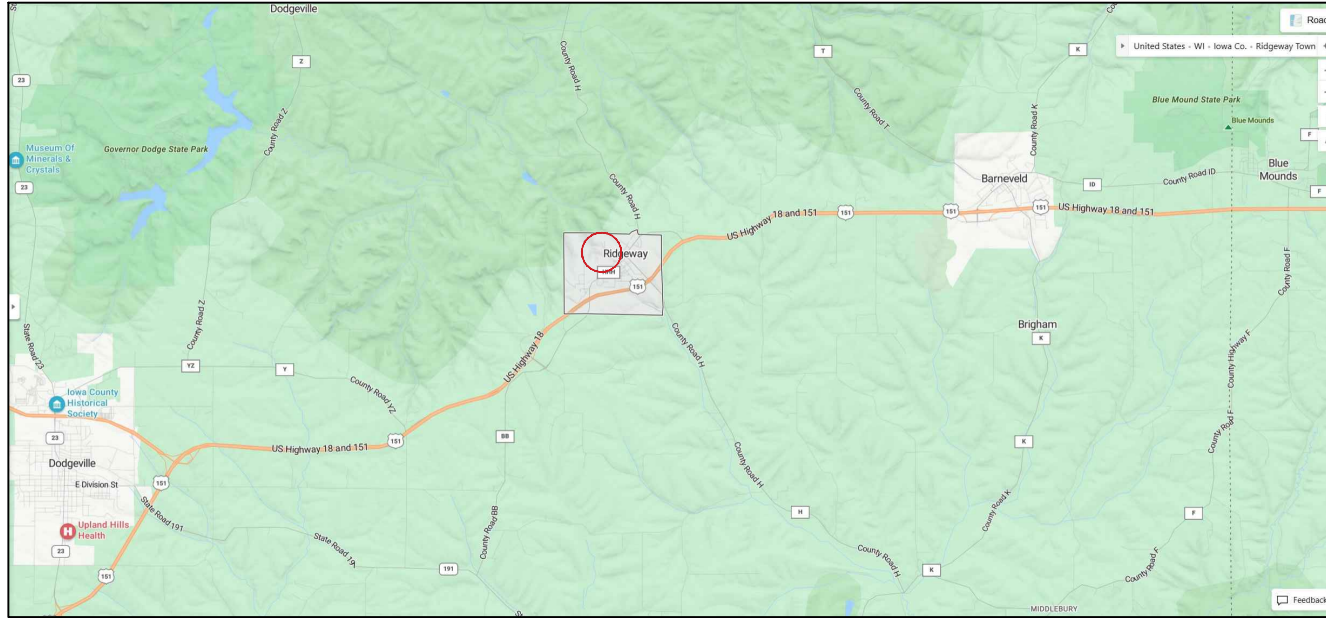
**RE:** 2023 Park Improvements Project

**From:** Hailey Roessler, Clerk/Treasurer

**July 7, 2023**

- Vibrant Spaces Grant (\$50,000 with matching funds provided as part of DNR LWCF Project)
  - Must be started in 2023, completed by December 31, 2024
  - Village Green Improvements – water tower fencing, wash stone, landscaping, hardscaping, benches, tables, bike rack
- DNR/LWCF Grant (\$177,300 with Village Matching funds of \$177,300)
  - Pending/no contract from Federal Government yet
  - No costs incurred outside of design/engineering until contract is signed
  - Ball Diamond Lighting, parking, and pathways with post design assistance by Parkitecture

PROJECT LOCATION MAP



PROJECT ADDRESS:  
A. HUGHETTE ROAD

NTS

INDEX TO DRAWINGS	
T100	TITLE SHEET
C100	SITE LAYOUT PLAN - OVERVIEW
C101	SITE LAYOUT PLAN - DEPOT AREA
C102	SITE LAYOUT PLAN - DIAMOND DRAINAGE AREA
C103	SITE LAYOUT PLAN - NORTH PARKING AREA
C104	SITE GRADING PLAN - DEPOT AREA
C900	CONSTRUCTION DETAILS
C901	CONSTRUCTION DETAILS
C902	CONSTRUCTION DETAILS
C903	CONSTRUCTION DETAILS

# DRAFT

**RIDGEWAY COMMUNITY PARK**  
**VILLAGE OF RIDGEWAY**  
**RIDGEWAY, WISCONSIN**  
 PROJECT NUMBER 22.055



**PARKITECTURE + PLANNING**  
 901 Deming Way, Suite 102  
 Madison, WI 53717  
 608.866.6808  
 Parkitecture.

Project Name:  
**COMMUNITY PARK IMPROVEMENTS**  
**HUGHETTE ROAD**  
**RIDGEWAY, WI 53582**  
 Sheet Title:  
**TITLE SHEET**

Revisions:

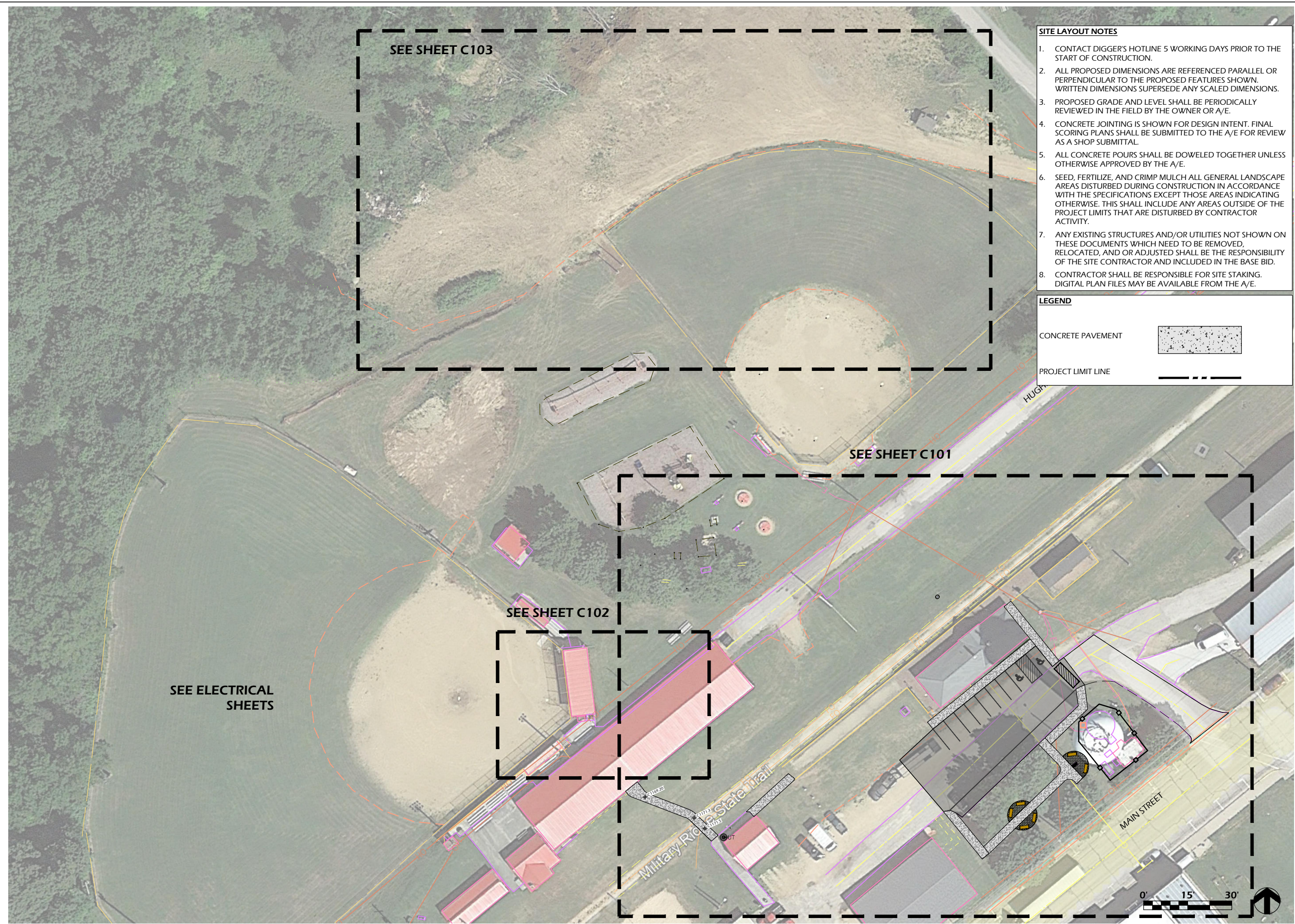
--	--

Project #: 22.055  
 Issued For: REVIEW  
 Date: 07/11/2023

Sheet Number  
**T100** 292

File: P:\22.055 Ridgeway\_Park\CAD\P-1.dwg Layout: T100 User: Blake Theisen Plotted: Jul 10, 2023 - 12:58am



File: P:\22.055 Ridgeway Park\CAD\P-SP.dwg Layout: C100 User: katie Plotted: Jul 10, 2023 1:08am



**SITE LAYOUT NOTES**

1. CONTACT DIGGER'S HOTLINE 5 WORKING DAYS PRIOR TO THE START OF CONSTRUCTION.
2. ALL PROPOSED DIMENSIONS ARE REFERENCED PARALLEL OR PERPENDICULAR TO THE PROPOSED FEATURES SHOWN. WRITTEN DIMENSIONS SUPERSEDE ANY SCALED DIMENSIONS.
3. PROPOSED GRADE AND LEVEL SHALL BE PERIODICALLY REVIEWED IN THE FIELD BY THE OWNER OR A/E.
4. CONCRETE JOINTING IS SHOWN FOR DESIGN INTENT. FINAL SCORING PLANS SHALL BE SUBMITTED TO THE A/E FOR REVIEW AS A SHOP SUBMITTAL.
5. ALL CONCRETE POURS SHALL BE DOWELED TOGETHER UNLESS OTHERWISE APPROVED BY THE A/E.
6. SEED, FERTILIZE, AND CRIMP MULCH ALL GENERAL LANDSCAPE AREAS DISTURBED DURING CONSTRUCTION IN ACCORDANCE WITH THE SPECIFICATIONS EXCEPT THOSE AREAS INDICATING OTHERWISE. THIS SHALL INCLUDE ANY AREAS OUTSIDE OF THE PROJECT LIMITS THAT ARE DISTURBED BY CONTRACTOR ACTIVITY.
7. ANY EXISTING STRUCTURES AND/OR UTILITIES NOT SHOWN ON THESE DOCUMENTS WHICH NEED TO BE REMOVED, RELOCATED, AND OR ADJUSTED SHALL BE THE RESPONSIBILITY OF THE SITE CONTRACTOR AND INCLUDED IN THE BASE BID.
8. CONTRACTOR SHALL BE RESPONSIBLE FOR SITE STAKING. DIGITAL PLAN FILES MAY BE AVAILABLE FROM THE A/E.

**LEGEND**

- CONCRETE PAVEMENT 
- PROJECT LIMIT LINE 

**COMMUNITY PARK IMPROVEMENTS**

HUGHETTE ROAD  
RIDGWAY, WI 53582

Project Name:

Revisions:

Project #: 22.055  
Issued For: REVIEW  
Date: 07/11/2023

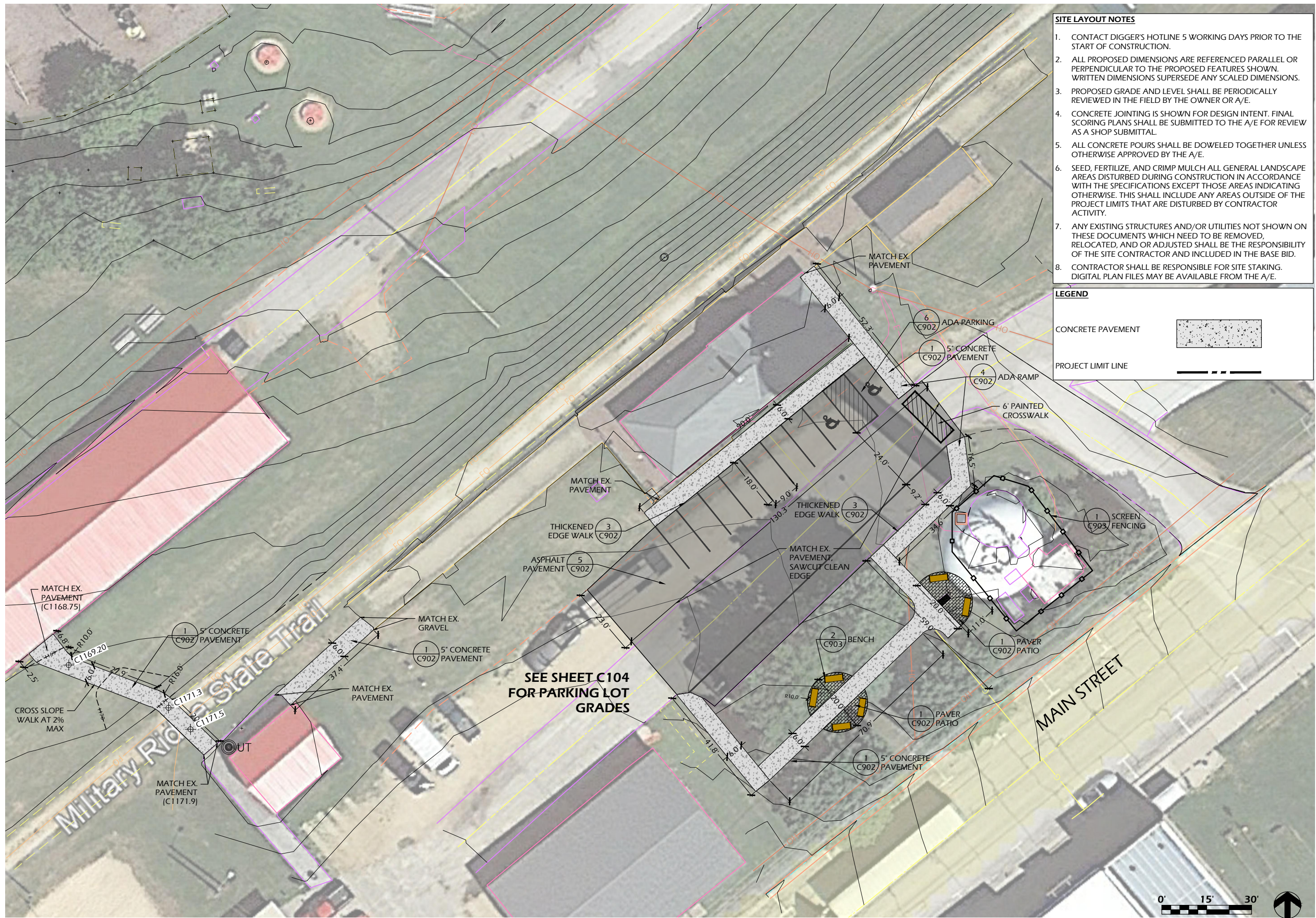
Sheet Number

**C10** 293

**SITE LAYOUT PLAN - OVERVIEW**

Sheet Title:

File: P:\22.055 Ridgeway Park\CAD\P-SP.dwg Layout: C101 User: katie Plotted: Jul 10, 2023 1:08am



- SITE LAYOUT NOTES**
1. CONTACT DIGGER'S HOTLINE 5 WORKING DAYS PRIOR TO THE START OF CONSTRUCTION.
  2. ALL PROPOSED DIMENSIONS ARE REFERENCED PARALLEL OR PERPENDICULAR TO THE PROPOSED FEATURES SHOWN. WRITTEN DIMENSIONS SUPERSEDE ANY SCALED DIMENSIONS.
  3. PROPOSED GRADE AND LEVEL SHALL BE PERIODICALLY REVIEWED IN THE FIELD BY THE OWNER OR A/E.
  4. CONCRETE JOINTING IS SHOWN FOR DESIGN INTENT. FINAL SCORING PLANS SHALL BE SUBMITTED TO THE A/E FOR REVIEW AS A SHOP SUBMITTAL.
  5. ALL CONCRETE POURS SHALL BE DOWELED TOGETHER UNLESS OTHERWISE APPROVED BY THE A/E.
  6. SEED, FERTILIZE, AND CRIMP MULCH ALL GENERAL LANDSCAPE AREAS DISTURBED DURING CONSTRUCTION IN ACCORDANCE WITH THE SPECIFICATIONS EXCEPT THOSE AREAS INDICATING OTHERWISE. THIS SHALL INCLUDE ANY AREAS OUTSIDE OF THE PROJECT LIMITS THAT ARE DISTURBED BY CONTRACTOR ACTIVITY.
  7. ANY EXISTING STRUCTURES AND/OR UTILITIES NOT SHOWN ON THESE DOCUMENTS WHICH NEED TO BE REMOVED, RELOCATED, AND OR ADJUSTED SHALL BE THE RESPONSIBILITY OF THE SITE CONTRACTOR AND INCLUDED IN THE BASE BID.
  8. CONTRACTOR SHALL BE RESPONSIBLE FOR SITE STAKING. DIGITAL PLAN FILES MAY BE AVAILABLE FROM THE A/E.

**LEGEND**

CONCRETE PAVEMENT


PROJECT LIMIT LINE




**SITE LAYOUT NOTES**

1. CONTACT DIGGER'S HOTLINE 5 WORKING DAYS PRIOR TO THE START OF CONSTRUCTION.
2. ALL PROPOSED DIMENSIONS ARE REFERENCED PARALLEL OR PERPENDICULAR TO THE PROPOSED FEATURES SHOWN. WRITTEN DIMENSIONS SUPERSEDE ANY SCALED DIMENSIONS.
3. PROPOSED GRADE AND LEVEL SHALL BE PERIODICALLY REVIEWED IN THE FIELD BY THE OWNER OR A/E.
4. CONCRETE JOINTING IS SHOWN FOR DESIGN INTENT. FINAL SCORING PLANS SHALL BE SUBMITTED TO THE A/E FOR REVIEW AS A SHOP SUBMITTAL.
5. ALL CONCRETE POURS SHALL BE DOWELED TOGETHER UNLESS OTHERWISE APPROVED BY THE A/E.
6. SEED, FERTILIZE, AND CRIMP MULCH ALL GENERAL LANDSCAPE AREAS DISTURBED DURING CONSTRUCTION IN ACCORDANCE WITH THE SPECIFICATIONS EXCEPT THOSE AREAS INDICATING OTHERWISE. THIS SHALL INCLUDE ANY AREAS OUTSIDE OF THE PROJECT LIMITS THAT ARE DISTURBED BY CONTRACTOR ACTIVITY.
7. ANY EXISTING STRUCTURES AND/OR UTILITIES NOT SHOWN ON THESE DOCUMENTS WHICH NEED TO BE REMOVED, RELOCATED, AND OR ADJUSTED SHALL BE THE RESPONSIBILITY OF THE SITE CONTRACTOR AND INCLUDED IN THE BASE BID.
8. CONTRACTOR SHALL BE RESPONSIBLE FOR SITE STAKING. DIGITAL PLAN FILES MAY BE AVAILABLE FROM THE A/E.

**LEGEND**



**IMAGE 1**



**IMAGE 2**



**COMMUNITY PARK IMPROVEMENTS**

**HUGHETTE ROAD  
 RIDGWAY, WI 53582**

**SITE LAYOUT PLAN - DIAMOND DRAINAGE AREA**

Project Name:

Revisions:

Project #: 22.055  
 Issued For: REVIEW  
 Date: 07/11/2023

Sheet Number  
**C10** 295




IMAGE 3



IMAGE 4

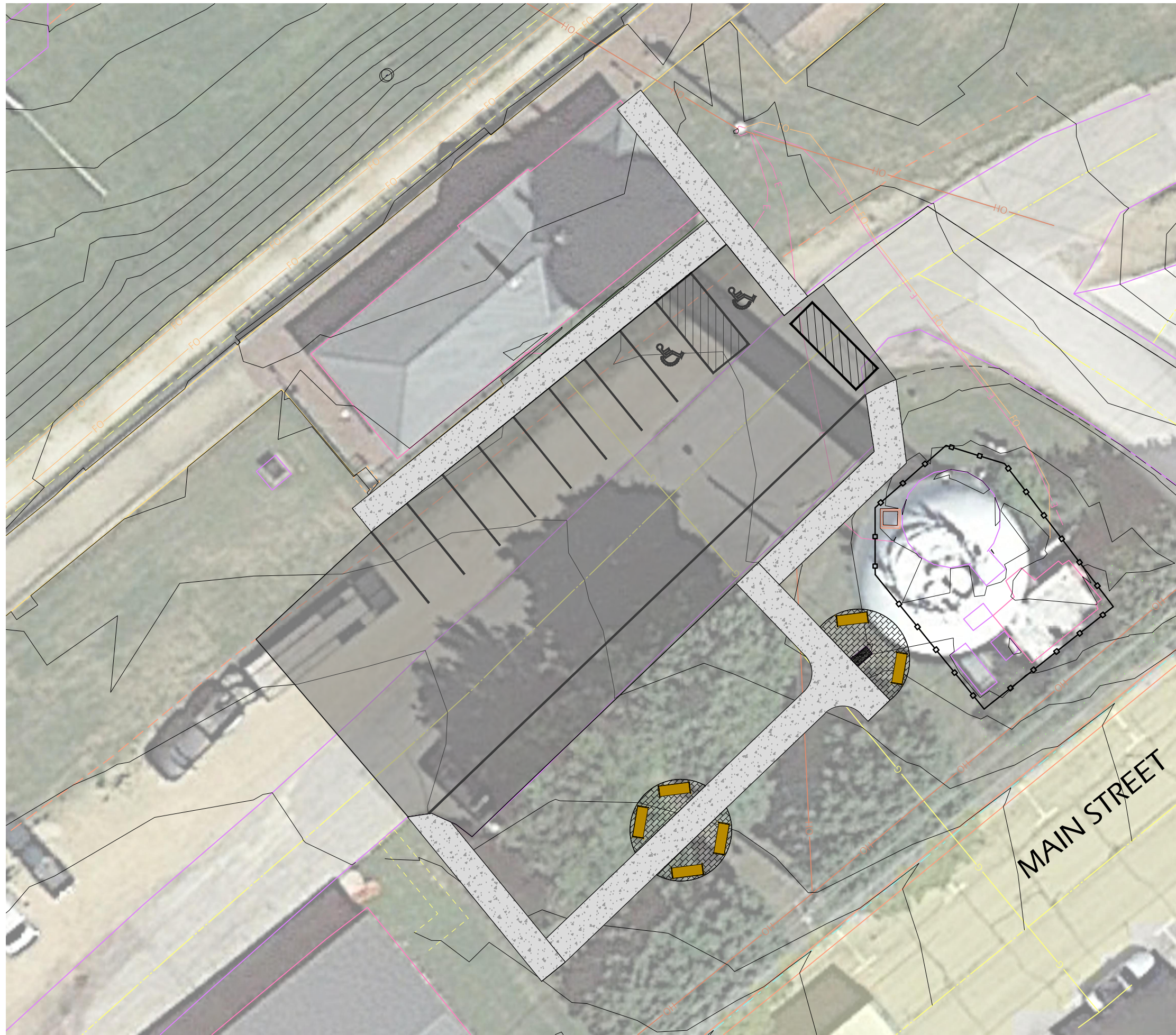
**SITE LAYOUT NOTES**

1. CONTACT DIGGER'S HOTLINE 5 WORKING DAYS PRIOR TO THE START OF CONSTRUCTION.
2. ALL PROPOSED DIMENSIONS ARE REFERENCED PARALLEL OR PERPENDICULAR TO THE PROPOSED FEATURES SHOWN. WRITTEN DIMENSIONS SUPERSEDE ANY SCALED DIMENSIONS.
3. PROPOSED GRADE AND LEVEL SHALL BE PERIODICALLY REVIEWED IN THE FIELD BY THE OWNER OR A/E.
4. CONCRETE JOINTING IS SHOWN FOR DESIGN INTENT. FINAL SCORING PLANS SHALL BE SUBMITTED TO THE A/E FOR REVIEW AS A SHOP SUBMITTAL.
5. ALL CONCRETE POURS SHALL BE DOWELED TOGETHER UNLESS OTHERWISE APPROVED BY THE A/E.
6. SEED, FERTILIZE, AND CRIMP MULCH ALL GENERAL LANDSCAPE AREAS DISTURBED DURING CONSTRUCTION IN ACCORDANCE WITH THE SPECIFICATIONS EXCEPT THOSE AREAS INDICATING OTHERWISE. THIS SHALL INCLUDE ANY AREAS OUTSIDE OF THE PROJECT LIMITS THAT ARE DISTURBED BY CONTRACTOR ACTIVITY.
7. ANY EXISTING STRUCTURES AND/OR UTILITIES NOT SHOWN ON THESE DOCUMENTS WHICH NEED TO BE REMOVED, RELOCATED, AND OR ADJUSTED SHALL BE THE RESPONSIBILITY OF THE SITE CONTRACTOR AND INCLUDED IN THE BASE BID.
8. CONTRACTOR SHALL BE RESPONSIBLE FOR SITE STAKING. DIGITAL PLAN FILES MAY BE AVAILABLE FROM THE A/E.



File: P:\22.055 Ridgeway Park\CAD\P-SP.dwg Layout: C103 User: katie Plotted: Jul 10, 2023 1:12am

File: P:\22.055 Ridgeway Park\CAD\P-SP.dwg Layout: C104 User: katie Plotted: Jul 10, 2023 1:13am

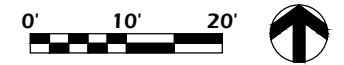


**SITE LAYOUT NOTES**

1. CONTACT DIGGER'S HOTLINE 5 WORKING DAYS PRIOR TO THE START OF CONSTRUCTION.
2. ALL PROPOSED DIMENSIONS ARE REFERENCED PARALLEL OR PERPENDICULAR TO THE PROPOSED FEATURES SHOWN. WRITTEN DIMENSIONS SUPERSEDE ANY SCALED DIMENSIONS.
3. PROPOSED GRADE AND LEVEL SHALL BE PERIODICALLY REVIEWED IN THE FIELD BY THE OWNER OR A/E.
4. CONCRETE JOINTING IS SHOWN FOR DESIGN INTENT. FINAL SCORING PLANS SHALL BE SUBMITTED TO THE A/E FOR REVIEW AS A SHOP SUBMITTAL.
5. ALL CONCRETE POURS SHALL BE DOWELED TOGETHER UNLESS OTHERWISE APPROVED BY THE A/E.
6. SEED, FERTILIZE, AND CRIMP MULCH ALL GENERAL LANDSCAPE AREAS DISTURBED DURING CONSTRUCTION IN ACCORDANCE WITH THE SPECIFICATIONS EXCEPT THOSE AREAS INDICATING OTHERWISE. THIS SHALL INCLUDE ANY AREAS OUTSIDE OF THE PROJECT LIMITS THAT ARE DISTURBED BY CONTRACTOR ACTIVITY.
7. ANY EXISTING STRUCTURES AND/OR UTILITIES NOT SHOWN ON THESE DOCUMENTS WHICH NEED TO BE REMOVED, RELOCATED, AND OR ADJUSTED SHALL BE THE RESPONSIBILITY OF THE SITE CONTRACTOR AND INCLUDED IN THE BASE BID.
8. CONTRACTOR SHALL BE RESPONSIBLE FOR SITE STAKING. DIGITAL PLAN FILES MAY BE AVAILABLE FROM THE A/E.

**LEGEND**

- CONCRETE PAVEMENT 
- PROJECT LIMIT LINE 



**COMMUNITY PARK IMPROVEMENTS**

HUGHETTE ROAD  
RIDGWAY, WI 53582

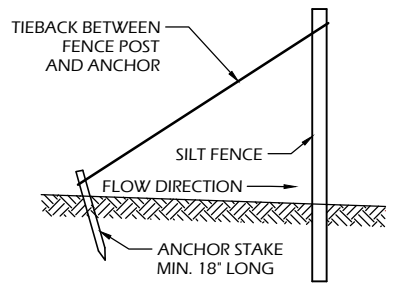
**SITE GRADING PLAN - DEPOT AREA**

Project Name:

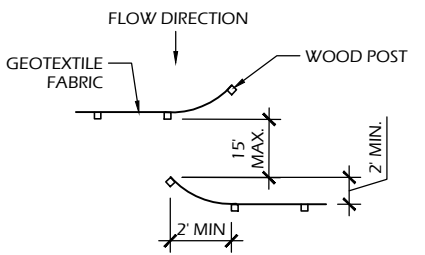
Revisions:

Project #: 22.055  
Issued For: REVIEW  
Date: 07/11/2023

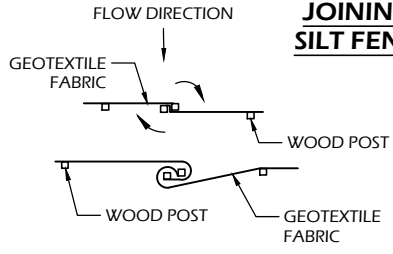
Sheet Number



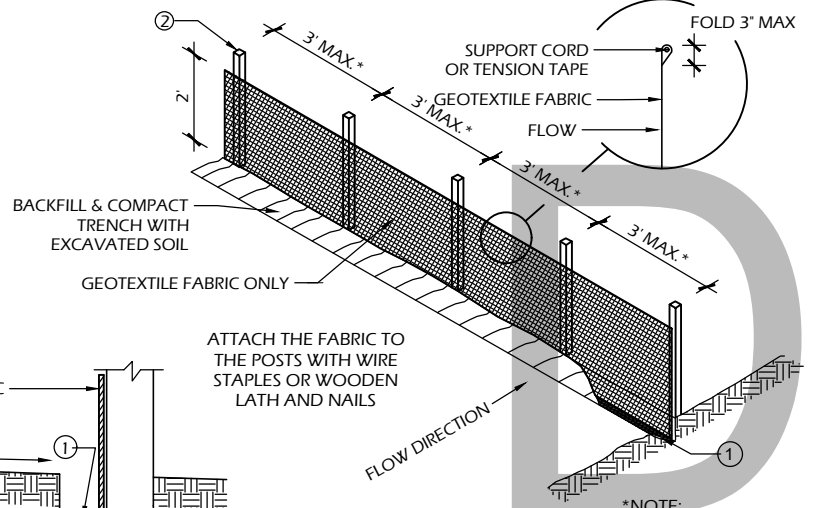
**SILT FENCE TIE BACK (WHEN REQUIRED BY THE ENGINEER)**



**JOINING TWO LENGTHS OF SILT FENCE (HOOK METHOD)**



**JOINING TWO LENGTHS OF SILT FENCE (TWIST METHOD)**

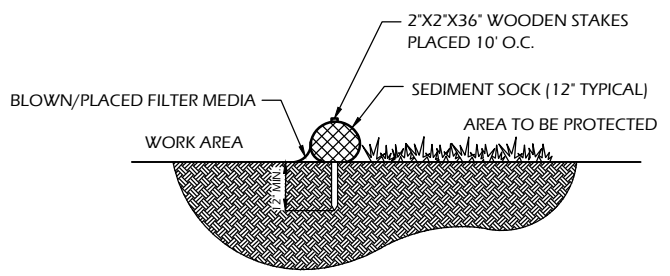


**TRENCH DETAIL**

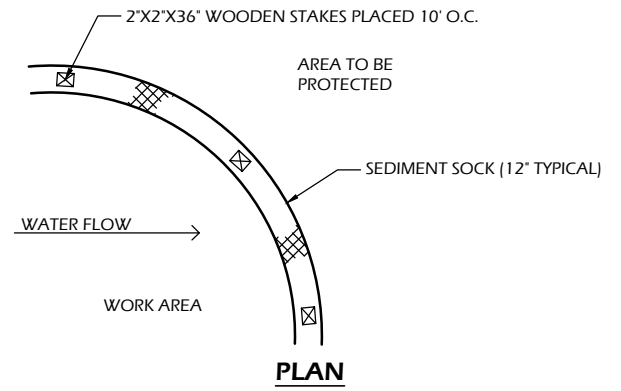
**SILT FENCE**

**SILT FENCE GENERAL NOTES:**

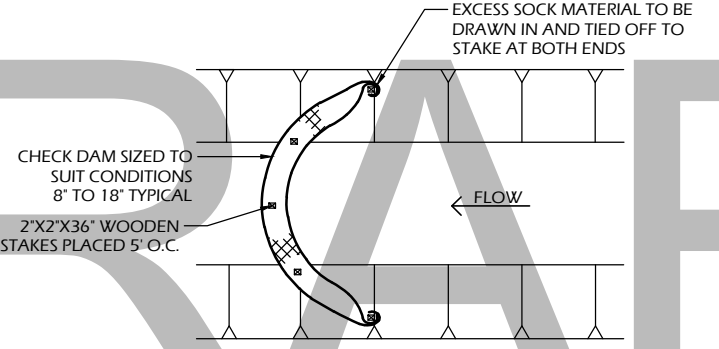
- FOR MANUAL INSTALLATIONS THE TRENCH SHALL BE A MINIMUM OF 4" WIDE & 6" DEEP TO BURY AND ANCHOR THE GEOTEXTILE FABRIC. FOLD MATERIAL TO FIT TRENCH AND BACKFILL & COMPACT TRENCH WITH EXCAVATED SOIL.
- WOOD POSTS SHALL BE A MINIMUM SIZE OF 3' LENGTH OF OAK OR HICKORY
- ADDITIONAL POST DEPTH OR TIE BACKS MAY BE REQUIRED IN UNSTABLE SOILS
- DETAILS OF CONSTRUCTION NOT SHOWN ON THIS DRAWING SHALL CONFORM TO THE PERTINENT REQUIREMENTS OF THE SPECIFICATIONS.
- 8" OF FENCE FABRIC REQUIRED BELOW GRADE IN TRENCH PER DNR TECH STD. 1056
- MANUFACTURED ALTERNATIVES APPROVED AND LISTED ON THE WisDOT PRODUCT ACCEPTABILITY LIST (PAL) MAY BE SUBSTITUTED.
- FINISHED SIZE, INCLUDING FLAP POCKETS WHERE REQUIRED, SHALL EXTEND A MINIMUM OF 10" AROUND THE PERIMETER TO FACILITATE MAINTENANCE OR REMOVAL.
- FLAP POCKETS SHALL BE LARGE ENOUGH TO ACCEPT WOOD 2"x4".



**SECTION**



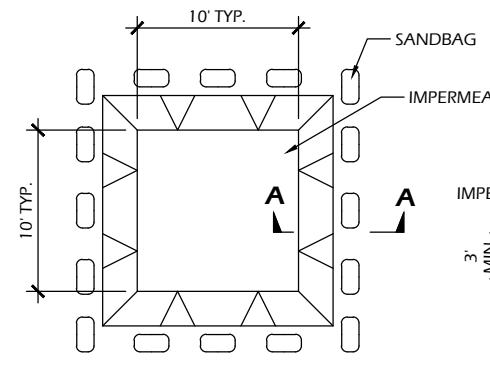
**PLAN**



**SEDIMENT SOCK**

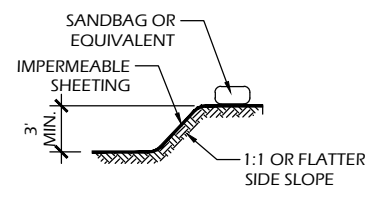
**SEDIMENT SOCK NOTES:**

- ALL MATERIAL TO MEET SPECIFICATIONS.
- SEDIMENT SHOULD BE REMOVED FROM BEHIND CHECK DAM ONCE THE ACCUMULATED HEIGHT HAS REACHED 1/2 THE HEIGHT OF THE CHECK DAM. CHECK DAM CAN BE DIRECT SEEDED AT THE TIME OF INSTALLATION.
- FILTER MEDIA FILL TO MEET APPLICATION REQUIREMENTS.
- COMPOST MATERIAL TO BE DISPERSED ON SITE, AS DETERMINED BY ENGINEER.
- EROSION CONTROL SHALL BE PROVIDED IN ACCORDANCE WITH WDNR TECHNICAL STANDARD AND TECHNICAL SPECIFICATIONS.
- CROSS BRACE WITH 2' X 4' WOODEN FRAME OR EQUIVALENT AT TOP OF POSTS AS DIRECTED BY THE ENGINEER.
- MINIMUM 14 GAUGE WIRE REQUIRED, FOLD FABRIC 3" OVER THE WIRE AND STAPLE OR PLACE WIRE RINGS ON 12" C.C.
- WIRE SUPPORT FENCE SHALL BE 14 GAUGE MINIMUM WOVEN WIRE WITH A MAXIMUM MESH SPACING OF 6". SECURE TOP OF GEOTEXTILE FABRIC TO TOP OF FENCE WITH STAPLES OR WIRE RINGS AT 12" C.C. (TYPE B)
- GEOTEXTILE FABRIC SHALL BE REINFORCED WITH AN INDUSTRIAL POLYPROPYLENE NETTING WITH A MAXIMUM MESH SPACING OF 3/4" OR EQUAL. A HEAVY DUTY NYLON TOP SUPPORT CORD OR EQUIVALENT IS REQUIRED. (TYPE A)
- STEEL POSTS SHALL BE STUDDED "TEE" OR "U" TYPE WITH A MINIMUM WEIGHT OF 1.28 LBS./LIN. FT. (WITHOUT ANCHOR) FIN ANCHORS SUFFICIENT TO RESIST POST MOVEMENT ARE REQUIRED. WOOD POSTS SHALL BE A MINIMUM SIZE OF 1 1/8" X 1 1/8" OF OAK OR HICKORY.
- CONSTRUCT SILT FENCE FROM A CONTINUOUS ROLL, IF POSSIBLE, BY CUTTING LENGTHS TO AVOID JOINTS. IF A JOINT IS NECESSARY, USE ONE OF THE FOLLOWING TWO METHODS: A.) TWIST METHOD - OVERLAP THE END POSTS AND TWIST, OR ROTATE, AT LEAST 180 DEGREES, B.) HOOK METHOD - HOOK THE END OF EACH SILT FENCE LENGTH.

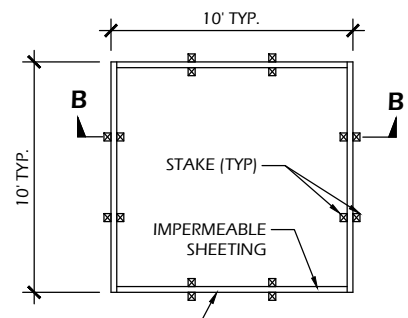


**PLAN**

**EXCAVATED WASHOUT STRUCTURE**

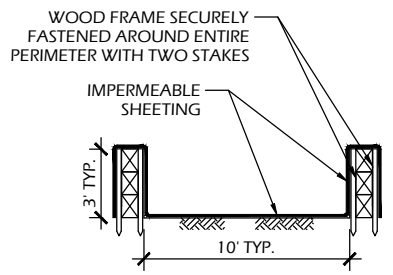


**SECTION A-A**

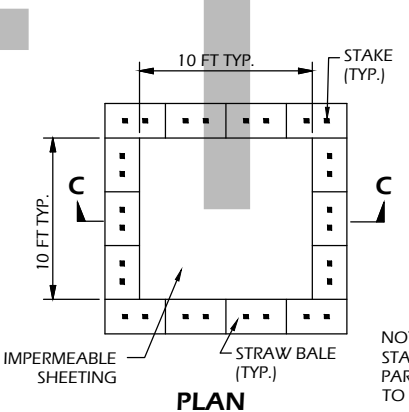


**PLAN**

**WASHOUT STRUCTURE WITH WOOD PLANKS**

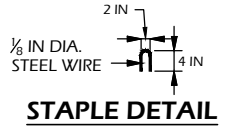


**SECTION B-B**

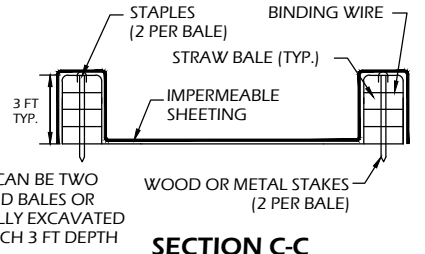


**PLAN**

**WASHOUT STRUCTURE WITH STRAW BALES**



**STAPLE DETAIL**



**SECTION C-C**

**CONSTRUCTION SPECIFICATIONS**

- TEMPORARY CONCRETE WASHOUT STRUCTURE SHALL BE USED TO WASH DOWN CONCRETE TRUCK CHUTES AND OTHER EQUIPMENT AFTER USE TO PREVENT WASHDOWN WATER FROM POLLUTING THE SITE.
- LOCATE WASHOUT STRUCTURE A MINIMUM OF 50 FEET AWAY FROM OPEN CHANNELS, STORM DRAIN INLETS, SENSITIVE AREAS, WETLANDS, BUFFERS AND WATER COURSES AND AWAY FROM CONSTRUCTION TRAFFIC.
- SIZE WASHOUT STRUCTURE FOR VOLUME NECESSARY TO CONTAIN WASH WATER AND SOLIDS AND MAINTAIN AT LEAST 4 INCHES OF FREEBOARD. TYPICAL DIMENSIONS ARE 10 FEET X 10 FEET X 3 FEET DEEP.
- PREPARE SOIL BASE FREE OF ROCKS OR OTHER DEBRIS THAT MAY CAUSE TEARS OR HOLES IN THE LINER. FOR LINER, USE 10 MIL OR THICKER UV RESISTANT, IMPERMEABLE SHEETING, FREE OF HOLES AND TEARS OR OTHER DEFECTS THAT COMPROMISE IMPERMEABILITY OF THE MATERIAL.
- PROVIDE A SIGN FOR THE WASHOUT IN CLOSE PROXIMITY TO THE FACILITY.
- KEEP CONCRETE WASHOUT STRUCTURE WATER TIGHT. REPLACE IMPERMEABLE LINER IF DAMAGED (E.G., RIPPED OR PUNCTURED). EMPTY OR REPLACE WASHOUT STRUCTURE THAT IS 75 PERCENT FULL, AND DISPOSE OF ACCUMULATED MATERIAL PROPERLY. DO NOT REUSE PLASTIC LINER. WET-VACUUM STORED LIQUIDS THAT HAVE NOT EVAPORATED AND DISPOSE OF IN AN APPROVED MANNER. PRIOR TO FORECASTED RAINSTORMS, REMOVE LIQUIDS OR COVER STRUCTURE TO PREVENT OVERFLOWS. REMOVE HARDENED SOLIDS, WHOLE OR BROKEN UP, FOR DISPOSAL OR RECYCLING. MAINTAIN RUNOFF DIVERSION AROUND EXCAVATED WASHOUT STRUCTURE UNTIL STRUCTURE IS REMOVED.

**1**  
C900

**CONCRETE WASHOUT STRUCTURE (TEMP)**

SCALE: NTS

**2**  
C900

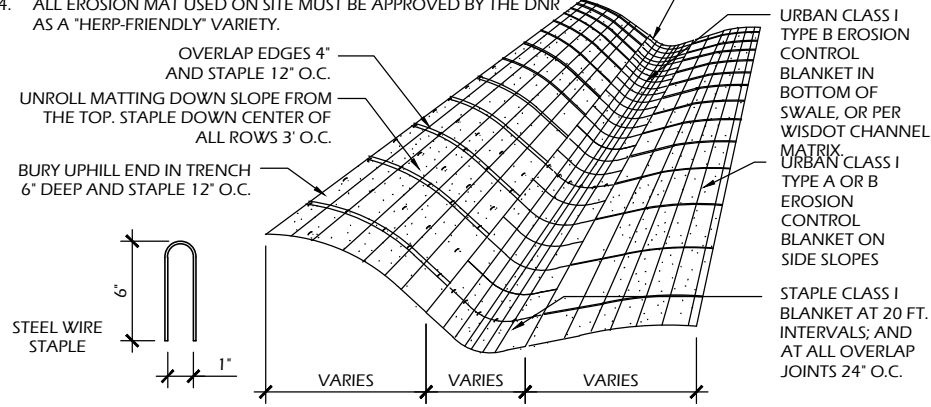
**SILT FENCE OR SEDIMENT SOCK**

SCALE: NTS

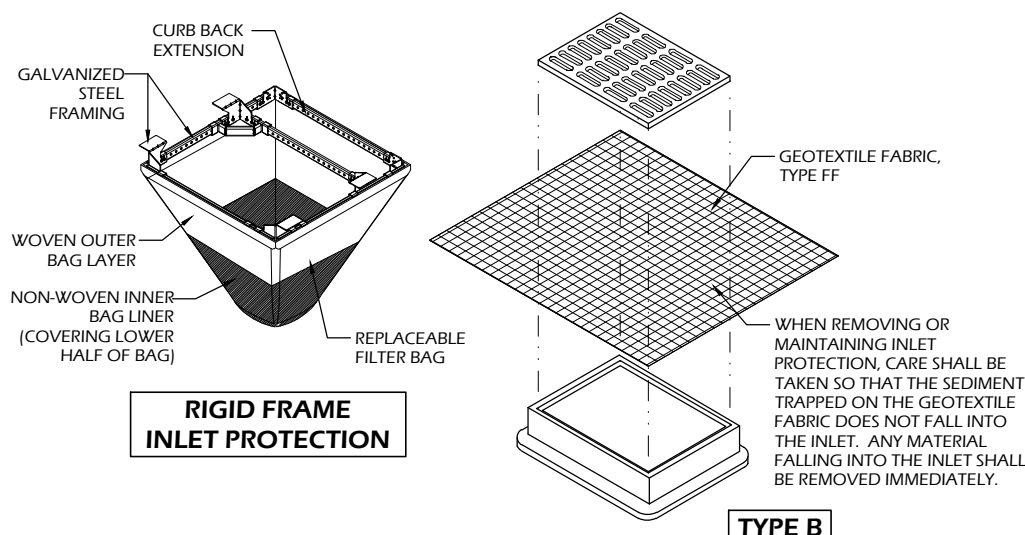
File: P:\22.055 Ridgeway\_Park CAD\P-D.dwg Layout: C900 User: Blake Treisen Plotted: Jul 09, 2023 - 9:59pm

NOTES

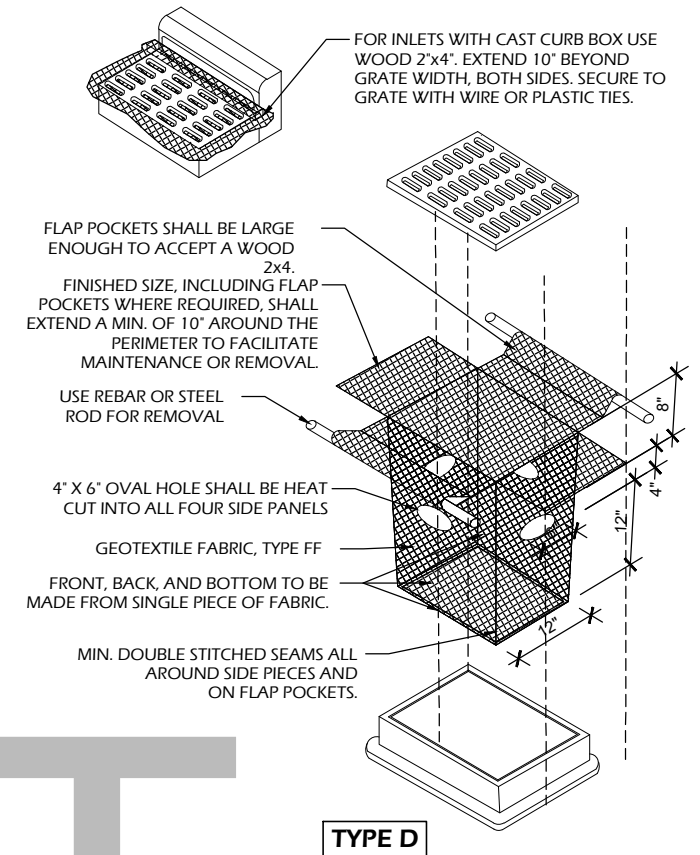
1. PREPARE SOIL BEFORE INSTALLING BLANKET INCLUDING ALL SOIL PREPARATION AND SEEDING AS SPECIFIED.
2. ANCHOR BLANKET IN 6" TRENCH PRIOR TO ROLLING DOWN SLOPE.
3. THE BOTTOM SECTION OF BLANKET SHOULD BE ON THE DOWNSTREAM SIDE OF ALL OVERLAPS.
4. ALL EROSION MAT USED ON SITE MUST BE APPROVED BY THE DNR AS A "HERP-FRIENDLY" VARIETY.



**4 EROSION MAT**  
C901 SCALE: NTS



**3 INLET PROTECTION TYPES B & D**  
C901 SCALE: NTS



- INLET PROTECTION NOTES:**
1. INSTALL PER WDNR STORM WATER CONSTRUCTION TECHNICAL STANDARD 1060.
  2. INLET PROTECTION TYPE B SHALL BE USED ON STRUCTURES 30' OR LESS IN DEPTH.
  3. RIGID FRAME OR TYPE D INLET PROTECTION MAY BE USED AT THE DISCRETION OF THE CONTRACTOR UNLESS OTHERWISE NOTED.
  4. ROUTINELY INSPECT FOR INTEGRITY AND NEEDED MAINTENANCE.
  5. EMPTY SEDIMENT WHEN THE BAG IS HALF FULL OR SEDIMENT IS WITHIN 6 INCHES OF THE OVERFLOW HOLES, OR AS DIRECTED BY THE OWNER OR A/E.
  6. IMMEDIATELY REMOVE ANY SEDIMENT FALLING INTO THE INLET DURING MAINTENANCE ACTIVITIES.
  7. INLET PROTECTION SHALL BE REMOVED AFTER THE SITE HAS ACHIEVED 80% STABILIZATION OR AT THE END OF THE PROJECT.

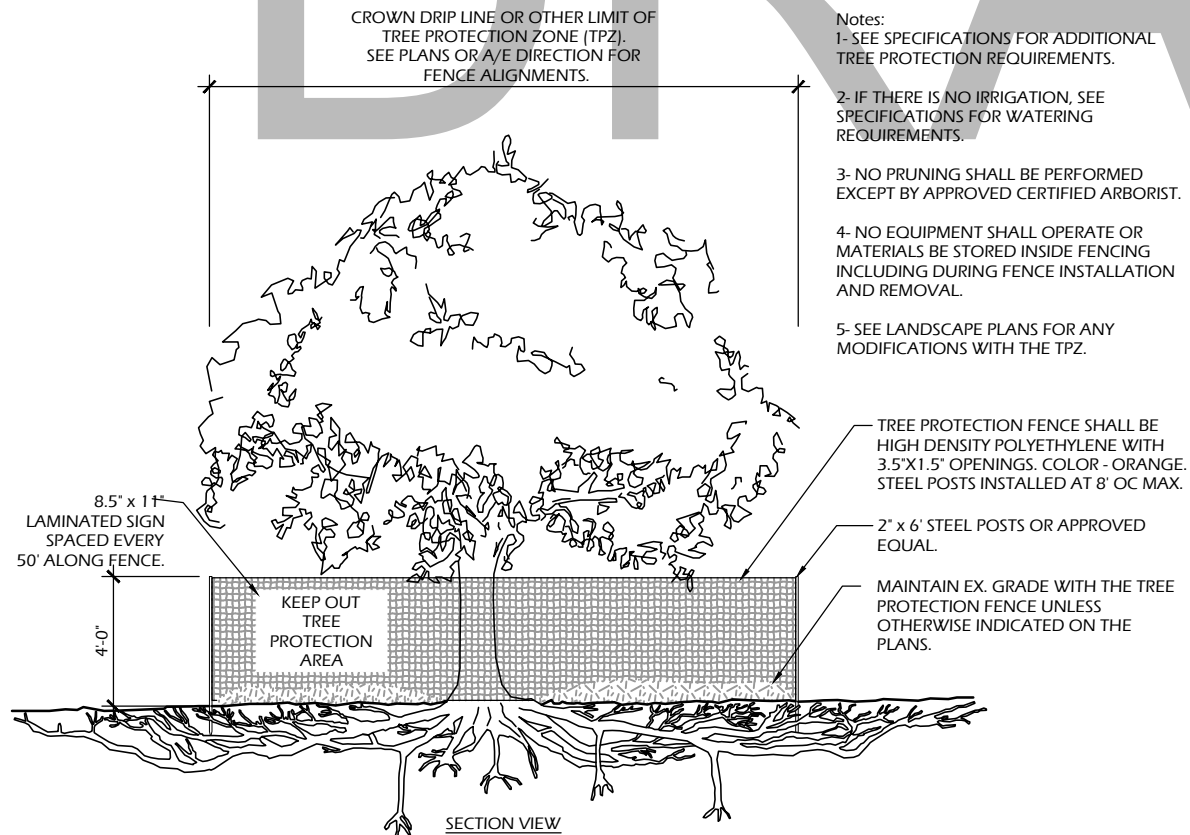
**TABLE 1**  
AGGREGATE GRADATION

SIEVE SIZE	PERCENT PASSING BY WEIGHT
3"	100
2 1/2"	90 - 100
1 1/2"	25 - 60
3/4"	0 - 20
3/8"	0 - 5

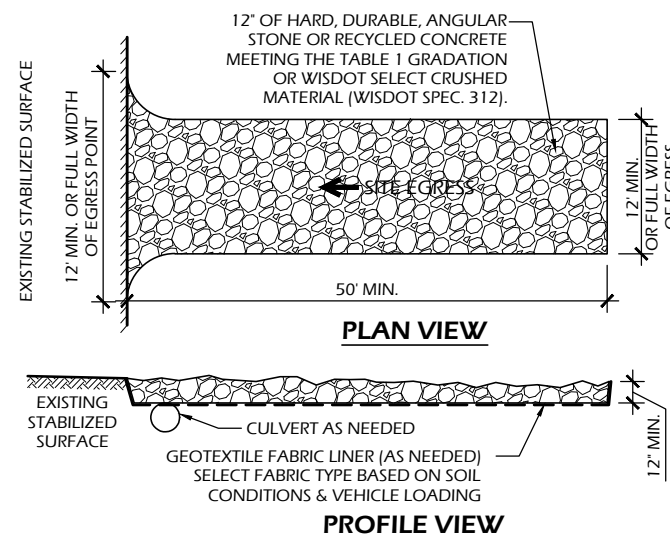
**OPERATION & MAINTENANCE:**

1. MONITOR TRACKING PADS FOR COMPACTION, SOIL DEPOSITS, AND MIXING OF UNDERLYING SOILS AND STONE LAYERS.
2. MAINTAIN A LOOSENED, ROUGH SURFACE BY SCRAPING, LOOSENING, OR TOP-DRESSING WITH ADDITIONAL AGGREGATE.
3. REPLACE GEOTEXTILE AND STONE IF LESS-INTENSIVE MAINTENANCE EFFORTS FAIL TO REESTABLISH EFFECTIVENESS.
4. ADD STONE AS NEEDED TO MAINTAIN THE MINIMUM PAD THICKNESS.
5. REPLACE DAMAGED OR CRUSHED CULVERTS UNDER TRACKING PAD.

DRAFT

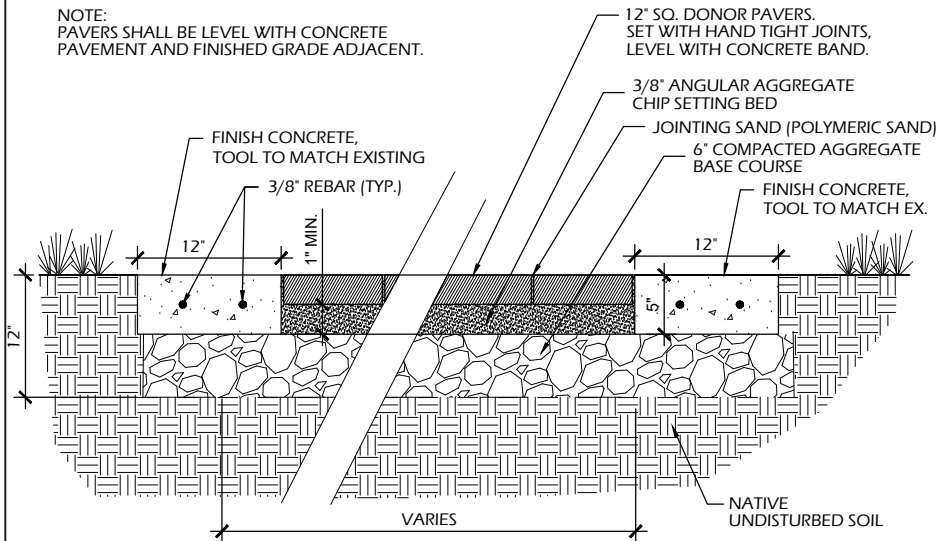


**2 TREE PROTECTION**  
C901 SCALE: NTS



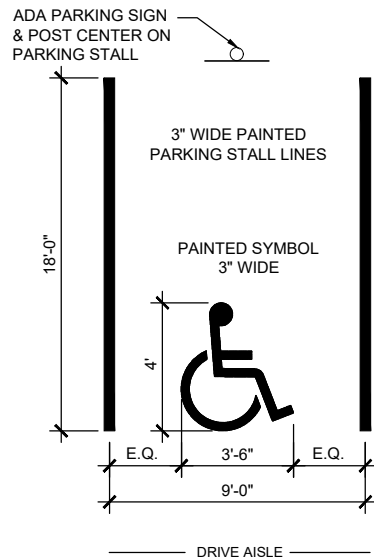
**1 STONE TRACKING PAD**  
C901 SCALE: NTS

NOTE:  
PAVERS SHALL BE LEVEL WITH CONCRETE  
PAVEMENT AND FINISHED GRADE ADJACENT.



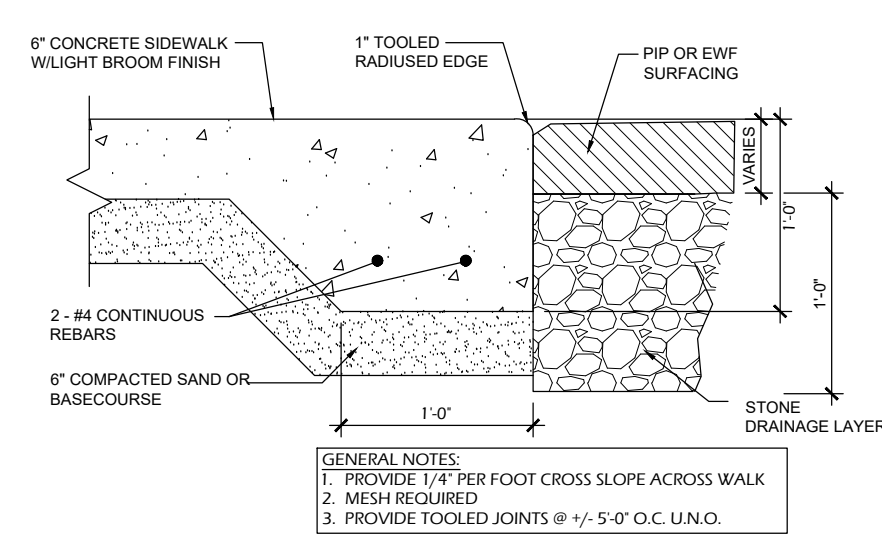
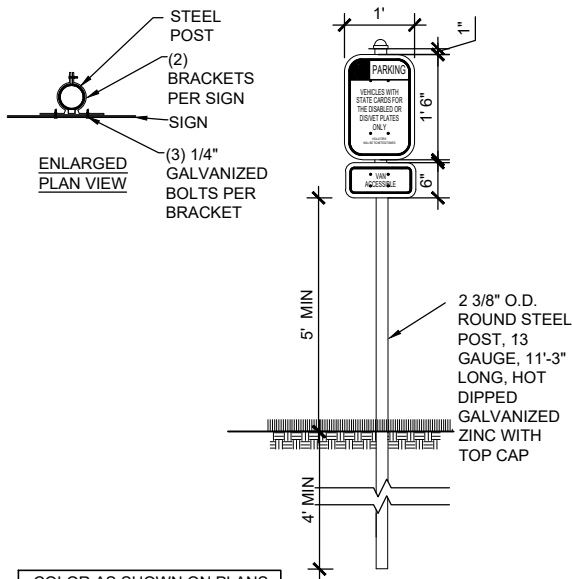
**9 PAVER PATIO**

C902 SCALE: NTS



**6 ADA PARKING** - COLOR AS SHOWN ON PLANS

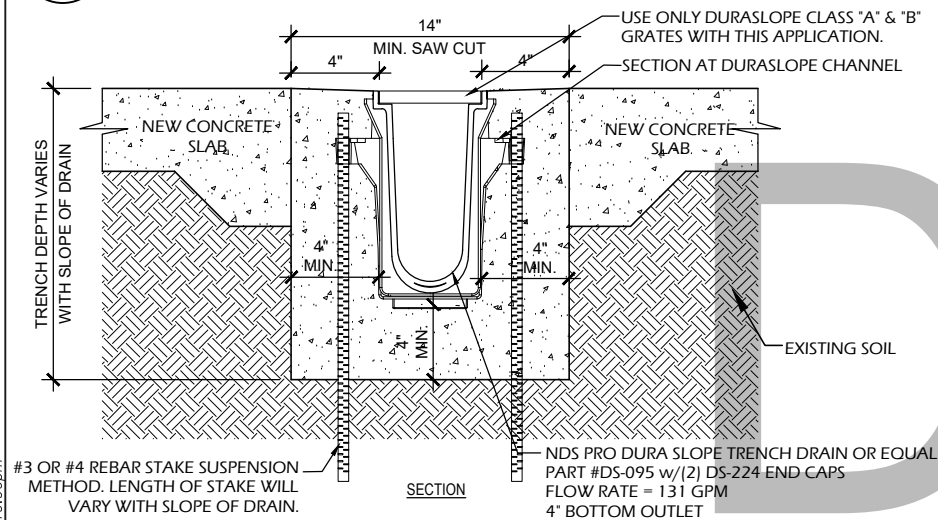
C902 SCALE: NTS



**3 THICKENED EDGE SIDEWALK**

C902 SCALE: NTS

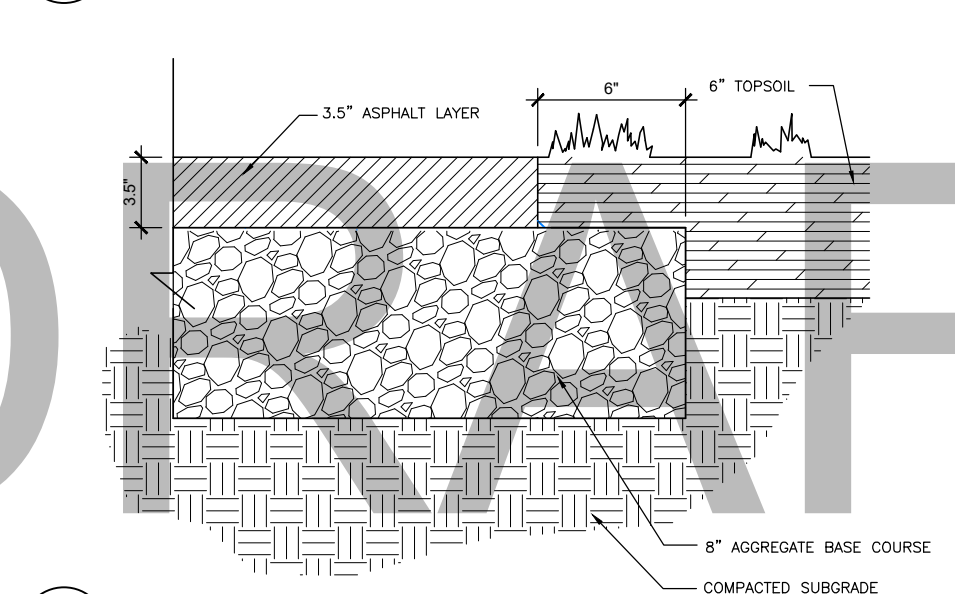
GENERAL NOTES:  
1. PROVIDE 1/4" PER FOOT CROSS SLOPE ACROSS WALK  
2. MESH REQUIRED  
3. PROVIDE TOOLED JOINTS @ +/- 5'-0" O.C. U.N.O.



**8 TRENCH DRAIN**

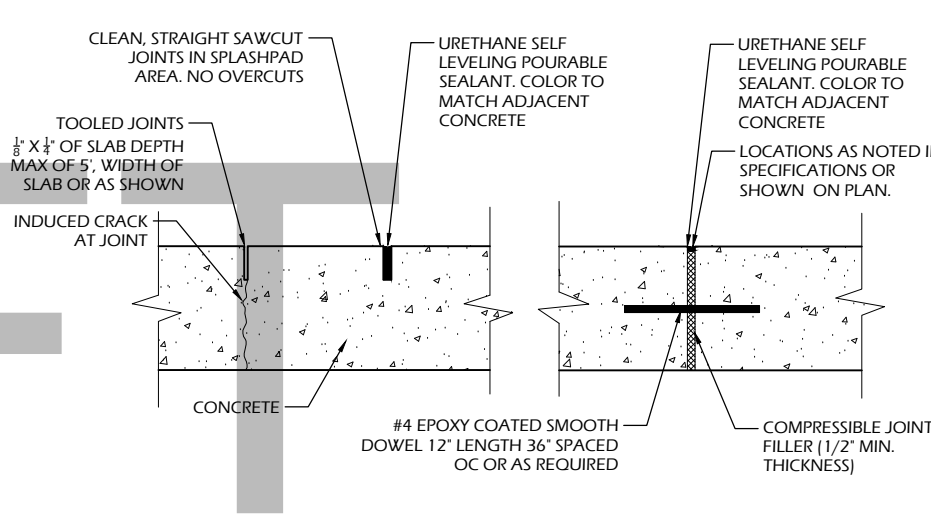
C902 SCALE: NTS

NOTES:  
1. CHANNELS TO BE INSTALLED WITH BLANK GRATE. GRATE TO BE PROTECTED FROM CONCRETE POUR (COVER HOLES WITH TAPE).  
2. INSTALLATION TO BE COMPLETED IN ACCORDANCE WITH MANUFACTURER'S SPECIFICATIONS.



**5 ASPHALT PAVEMENT PATCH**

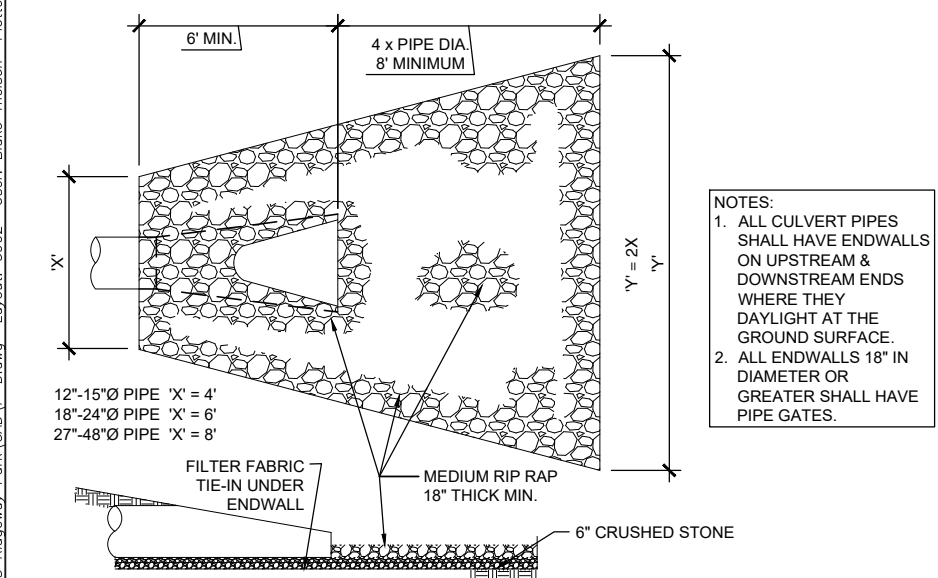
C902 SCALE: NTS



**2 CONCRETE JOINTS**

C902 SCALE: NTS

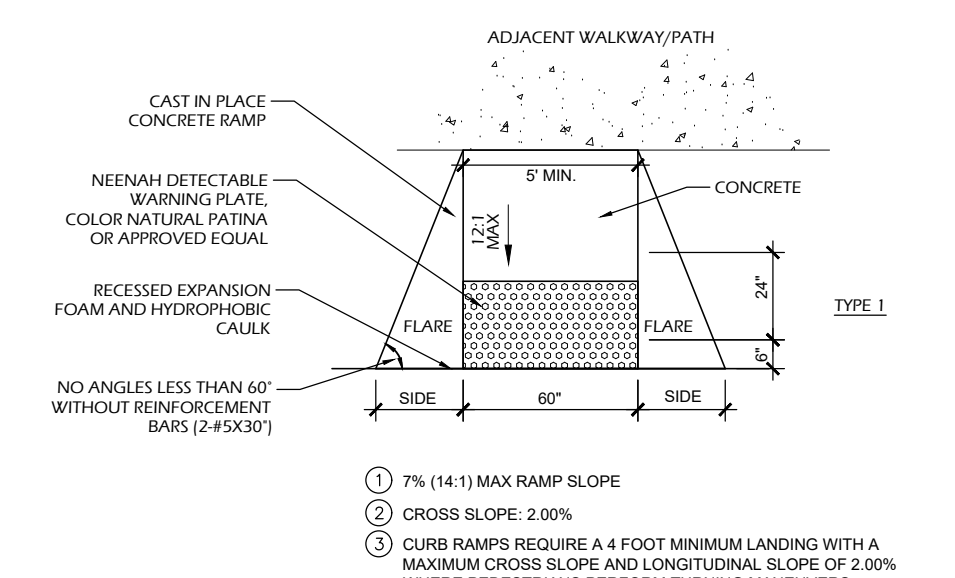
GENERAL NOTES:  
- SAWCUT ALL JOINTS  
- OVERCUTS SHALL NOT BE ACCEPTED  
- PROVIDE JOINTS PER JOINTING PLAN  
- DOWEL BETWEEN ALL SEPARATE POURS  
- ALL JOINTS SHALL BE STRAIGHT AND CONTINUOUS



**7 STORM PIPE ENDWALL**

C902 SCALE: NTS

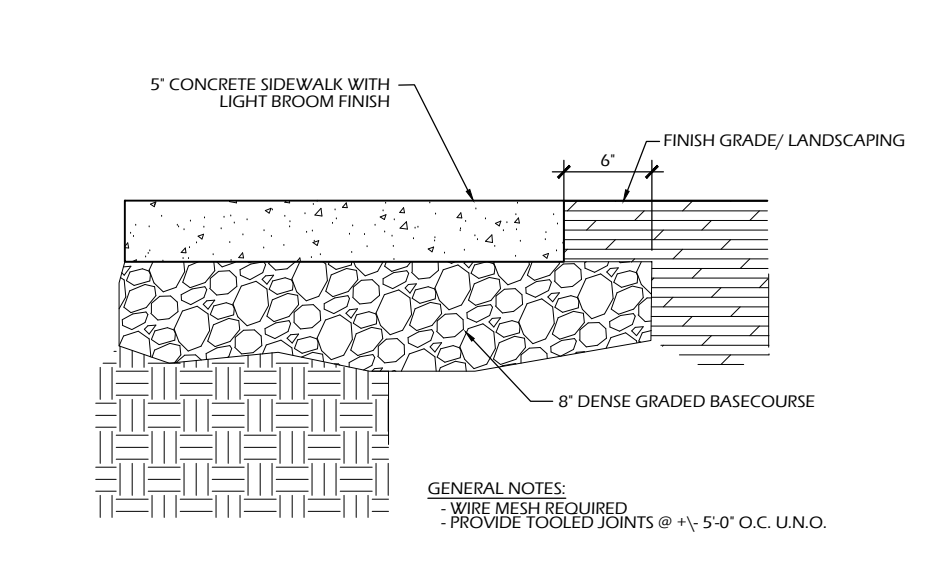
NOTES:  
1. ALL CULVERT PIPES SHALL HAVE ENDWALLS ON UPSTREAM & DOWNSTREAM ENDS WHERE THEY DAYLIGHT AT THE GROUND SURFACE.  
2. ALL ENDWALLS 18" IN DIAMETER OR GREATER SHALL HAVE PIPE GATES.



**4 ADA RAMP**

C902 SCALE: NTS

- 7% (14:1) MAX RAMP SLOPE
- CROSS SLOPE: 2.00%
- CURB RAMPS REQUIRE A 4 FOOT MINIMUM LANDING WITH A MAXIMUM CROSS SLOPE AND LONGITUDINAL SLOPE OF 2.00% WHERE PEDESTRIANS PERFORM TURNING MANEUVERS. SLOPE TO DRAIN TO CURB.



**1 CONCRETE PAVEMENT**

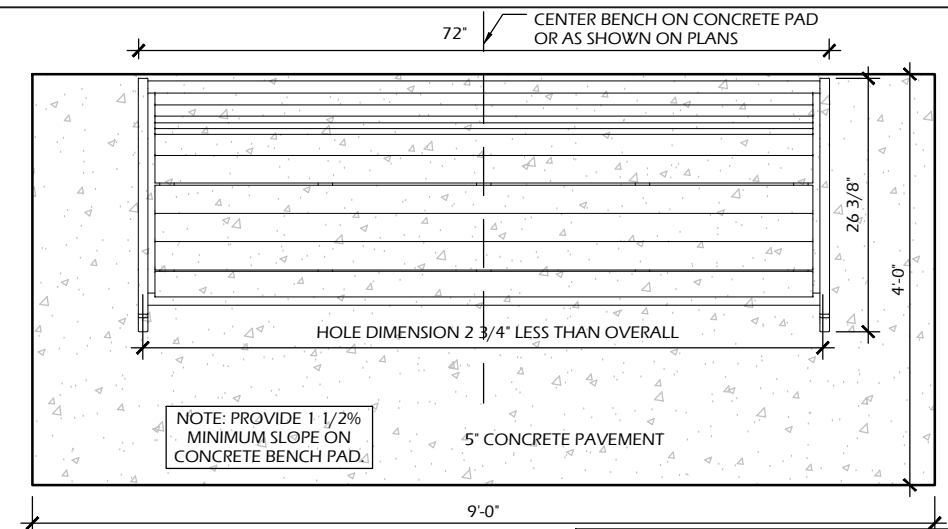
C902 SCALE: NTS

GENERAL NOTES:  
- WIRE MESH REQUIRED  
- PROVIDE TOOLED JOINTS @ +/- 5'-0" O.C. U.N.O.

File: P:\22.055 Ridgeway\_Park\CAD\P-D.dwg User: Blake Threinen Plotted: Jul 09, 2023 10:06pm

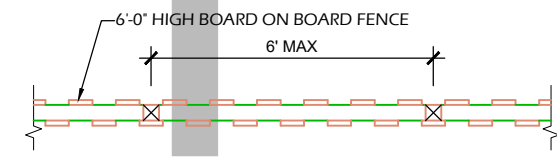
File: P:\22.055 Ridgeway\_Park\CAD\P-D.dwg Layout: C903 User: Blake Theisen Plotted: Jul 09, 2023 - 11:34pm

# DRAFT

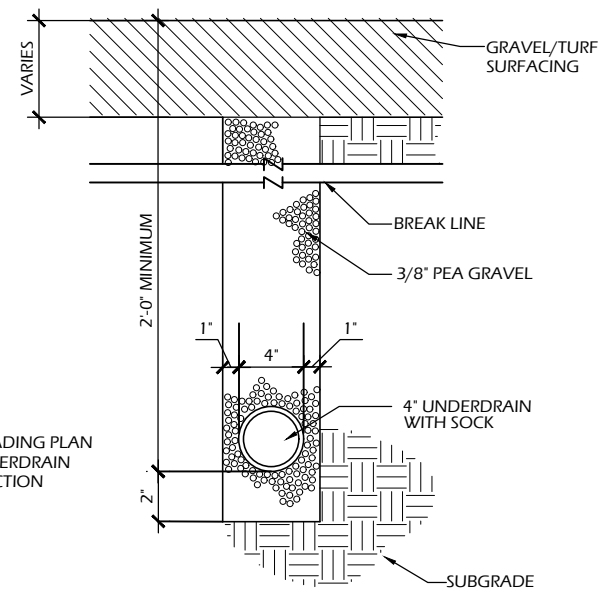


**2 BENCH**  
C903 SCALE: NTS

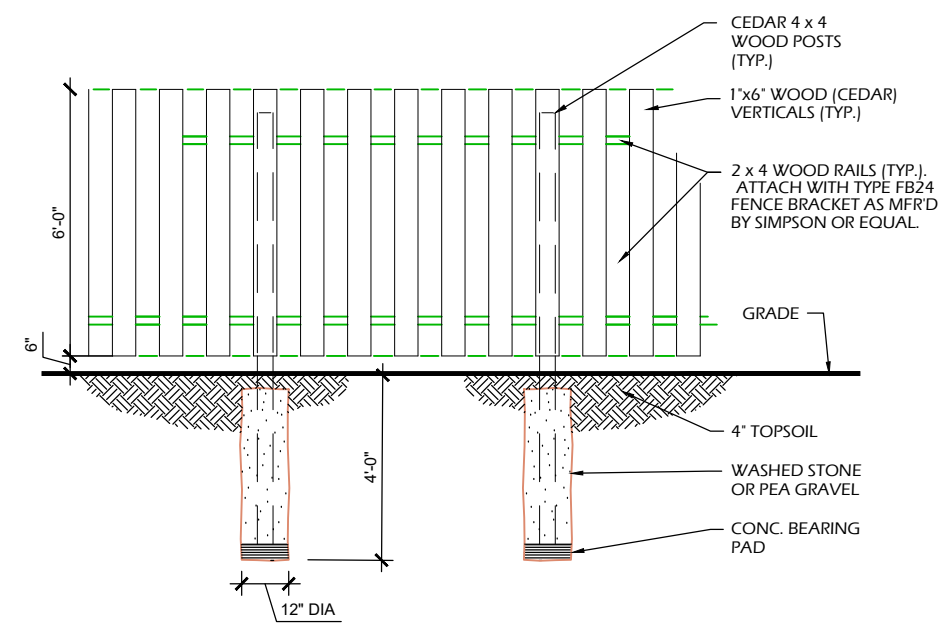
NOTE: PROVIDE CONCRETE BENCH PADS, FASTENERS AND INSTALLATION OF BENCHES AS SHOWN. IF INSTALLED ON PAVERS, DO NOT ANCHOR.



PARTIAL PLAN



**3 UNDERDRAIN**  
C903 SCALE: NTS



PARTIAL ELEVATION

**1 SCREEN FENCING**  
C903 SCALE: NTS

PROVIDE TWO 4' SERVICE GATES WITH LOCKING LATCH

Revisions:	
Project #:	22.055
Issued For:	REVIEW
Date:	07/11/2023

Hi Hailey,

So there are two options for lighting the dog park.

1. Randy can build a field built structure that we would run a service to, if shorter than 100' from one of the poles would likely be free. But we do not allow customers to hang their lights on our poles so your own poles would have to be set for the lights. So going this route is likely no up front cost from us, you would have the monthly meter charge and useage bill from Alliant and whatever it would cost for Randy to do all of this work for.
2. We hang your choice of LED light on each pole the we own and maintain. We take care of any facilities needed (secondary cable and transformer) to power the lights. Your only cost is a monthly light charge per light, roughly \$20-\$22 each.

If you choose option two please fill out the attached form and choose from the two light options that are highlighted.

Troy Pittz can also assist you with questions regarding the lights.

Thank you,

**Alexa Dash | Engineer Technician**

---

**From:** Hailey Roessler <[clerk@ridgewaywi.gov](mailto:clerk@ridgewaywi.gov)>  
**Sent:** Tuesday, June 13, 2023 9:03 AM  
**To:** Dash, Alexa <[AlexaDash@alliantenergy.com](mailto:AlexaDash@alliantenergy.com)>  
**Subject:** [EXTERNAL] Village of Ridgeway - Dog Park/Safety Lighting

**CAUTION:** This is an **external** email that came from **outside** Alliant Energy. Use caution and never respond to an email asking for personal information. Remember the CyberSecurity SEAL when reading email:

**S**ender – Is the sender someone you know and are you expecting email from them?

**E**xternal – Messages from outside Alliant Energy will be labeled External in the subject line.

**A**ttachments – If this email contains attachments, are you expecting them? Is it the type of thing this sender would share with you?

**L**inks – If this message contains links, type in the website's address directly in your browser rather than clicking the link in the email.

---

Hi Alexa,

# OUR WISCONSIN RETIREMENT SYSTEM

Strong for Wisconsin





*ETF executive team:  
Pam Henning, Assistant Deputy Secretary; John Voelker, Secretary; and Shirley Eckes, Deputy Secretary.*

The Wisconsin Retirement System was created forty years ago and in that time has established itself as a model public pension system and one of the best funded in the country. Our WRS is well positioned to pay promised benefits to more than 663,000 members long into the future because of the system’s cost- and risk-sharing design and disciplined administration.

One in five Wisconsin residents are either a WRS member or are affected by the WRS as a family member. The Department of Employee Trust Funds appreciates the significance of this responsibility and works hard to develop and deliver quality services and safeguard the integrity of the trust funds.

In these pages you will find information that demonstrates the strength of the WRS. This includes how the well-managed WRS contributes to individual retirement security, helps build a strong public workforce, and supports local economies across the state. It is truly a system to be proud of.

Sincerely,

John Voelker  
Secretary  
Wisconsin Department of Employee Trust Funds

**WISCONSIN STATUTE CHAPTER 40**

The WRS trust funds were created to:

- Protect public employees and their beneficiaries against the financial hardships of old age and disability.
- Attract and retain a qualified public workforce.
- Establish modest and portable benefits to move with employees throughout their careers into retirement.
- Achieve administrative expense savings.

# WRS

# \$142 BILLION IN ASSETS

# 8th LARGEST IN THE USA

The WRS is among the best funded and best managed public pension systems in the country. With some \$142 billion in assets, it is the 8th largest U.S. public pension fund. Approximately 663,000 individuals participate in the WRS.



annuitants  
(retirees, disabled and beneficiaries)



former public employees  
with deferred benefits



**1,555**

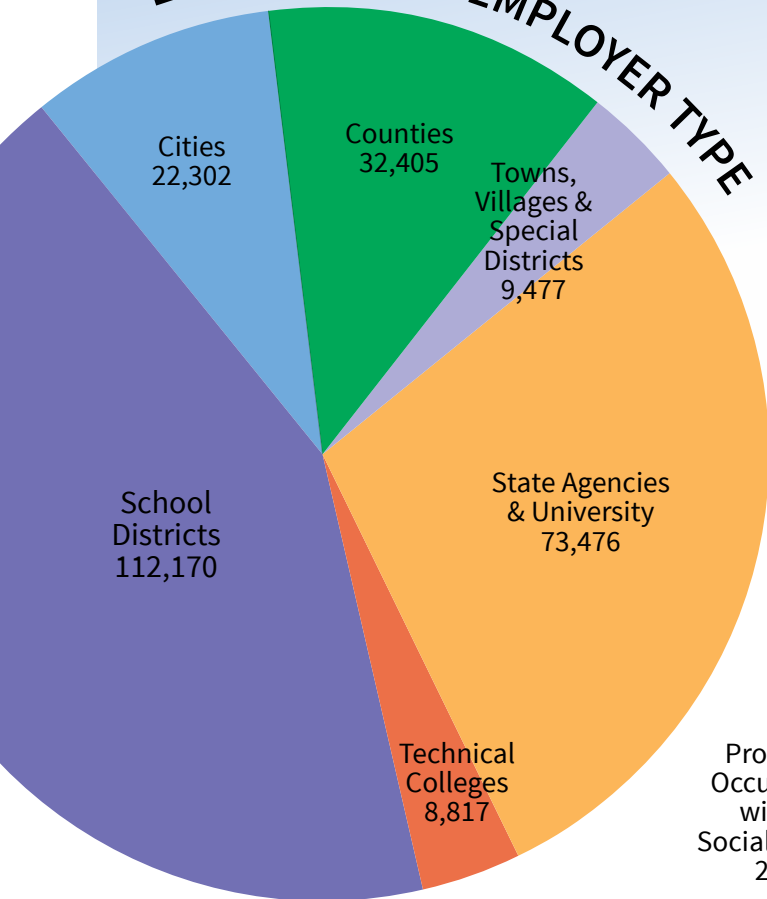
state and local  
government units  
throughout Wisconsin



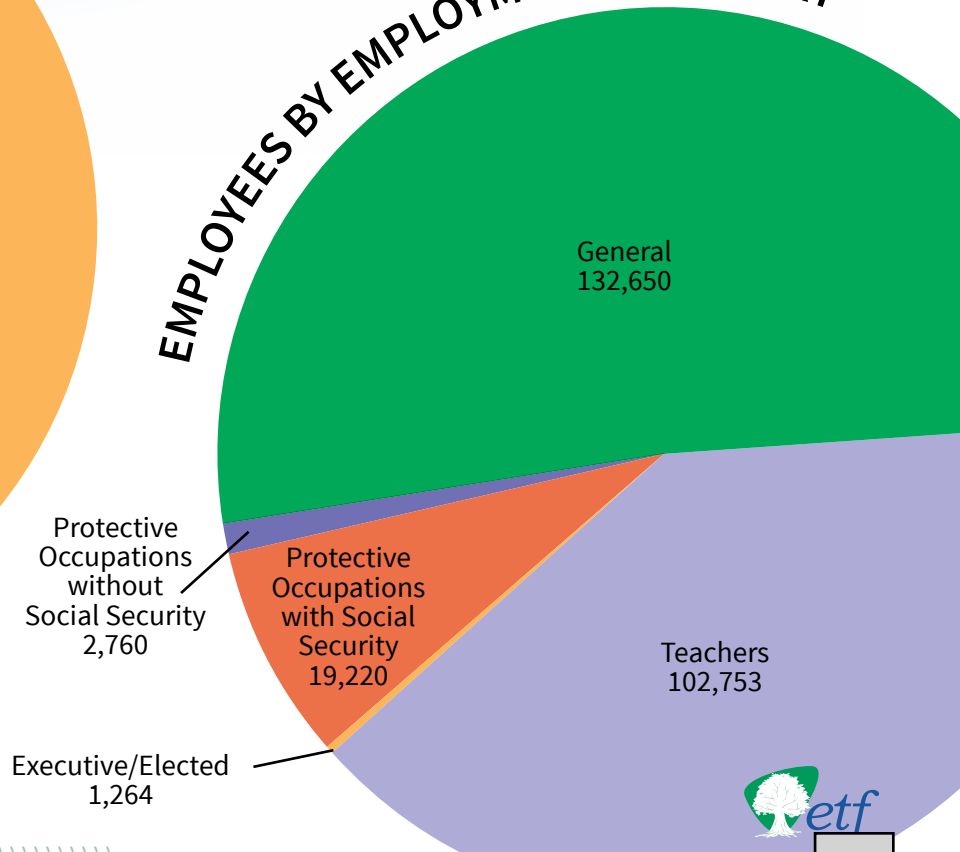
**259K**

public employees in  
Wisconsin's state agencies,  
University of Wisconsin  
System, technical colleges  
and school districts, cities,  
counties, and local units  
of government

## EMPLOYEES BY EMPLOYER TYPE



## EMPLOYEES BY EMPLOYMENT CATEGORY





## WRS: Well Designed = Well Funded

The WRS is a hybrid defined benefit plan. It contains elements of both a 401(k) or defined contribution plan and a defined benefit plan. The WRS is a strong public pension plan because of its stable funding, unique plan design and robust governance. These factors set the WRS apart from the vast majority of other plans in the United States.

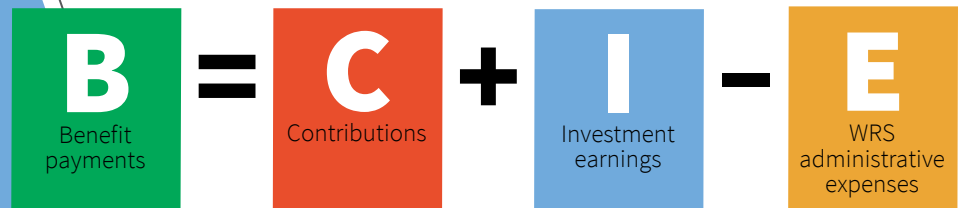
Although a number of plans are near or above 100%, the median funding level in 2021 was 76.6%. The WRS is 106% funded as of December 31, 2021.

Here are a few reasons why the WRS is successful:

### PRE-FUNDED

- Contribution rates are determined annually by an independent actuary.
- Amounts paid by both employees and employers are paid in full, not deferred into the future.
- Funds are invested for longer periods, which minimizes the chances that one generation will have to pay for the obligations of another.

Pre-funding calculation:



*“The WRS has exemplary characteristics, including a path to retirement security for all workers within clearly defined cost targets, a plan for managing risk, and a commitment to ensuring that policies are transparent and clearly communicated to stakeholders.”*

— Pew Charitable Trusts

**SHARED COSTS & SHARED RISKS**

Investment risks and costs of the WRS are shared between government employees, employers (taxpayers) and retirees. Unlike members of other public pension plans, WRS employees and retirees bear most of the risk.

- Contribution rates are generally split evenly between employees and employers and adjusted annually, ensuring full funding of future benefits.
- Post-retirement adjustments (dividends) depend on investment performance and can be reduced based on annual investment returns.
- No guaranteed cost of living adjustments or COLAs.
- Annuities cannot be reduced below the original amount set at retirement.

**FINANCIALLY SOUND**

The financial strength of the WRS ensures that benefit promises made today can be kept without burdening future generations.

- **Sustainable** – Assets are sufficient to pay all benefits when due.
- **Contribution Stability and Predictability** – Employee and employer annual pension contributions are paid in full and the contribution rates have remained stable over time.
- **Intergenerational Equity** – The cost of benefits are paid by those who receive the benefits, not passed on to the next generation.
- **Realistic Rate of Return on Investments** – An assumed rate of return of 5.0% for retirees and 6.8% for active employees is used to determine plan liabilities. This rate is lower than the national median of 7.0%.
- **Modest Benefits** – The median annual retirement benefit is \$21,660.

**Funds to pay pension benefits are generated from three sources:**

1. Employee Contributions
2. Employer Contributions
3. Investment Earnings

Investment income accounts for approximately 84% of the WRS revenues over the past 10 years.





## WRS: Well Managed

WRS pension benefit and administrative expenses are paid from the WRS trust funds, not from general state operating revenues.

- **Low Cost for Taxpayers** – Wisconsin state and local governments spend 2.12% of their budgets to fund public employee pension benefits.\* Nationally, this figure is 5.01%.
  - **Low Unfunded Liabilities** – Wisconsin is one of two states with the lowest levels of unfunded liabilities or long-term debt for public employee pensions; the other state is South Dakota.
  - **Strong Investment Earnings** – The State of Wisconsin Investment Board professionally and prudently manages and invests the assets of the WRS. Approximately 84% of WRS benefits paid come from investment earnings.
  - **Efficient** – The WRS provides lifetime benefits by pooling mortality and other risks for more than 663,000 participants.
- \*percentages include City of Milwaukee and Milwaukee County

*“While it is a misconception to hold that there is a one-size-fits-all solution to plan design and financing, there are core principles that are pervasive among public retirement plans: mandatory participation, shared financing, benefit adequacy, pooled investment and longevity risks, and lifetime benefit payouts.”*

— National Association of State Retirement Administrators




*“You know you’re in the right job when you have to work every day and say to yourself that you get to serve the citizens of this county. I welcome the challenge of providing safe roads for people to travel. There is a great deal of satisfaction in exceeding the public’s expectations when it comes to the quality of service that we can deliver to improve the quality of everyone’s lives.”*

**Jim**, Fond du Lac County employee and WRS Member





# WRS Creates Jobs, Supports Wisconsin's Economy




1 in 5 Wisconsin residents are either a WRS member or are affected by the WRS as a family member.



Expenditures from public pensions supported 50,368 jobs in Wisconsin that paid \$2.7 billion in wages and salaries, and generated \$1.6 billion in federal, state and local tax revenues.\*



The WRS paid \$6.4 billion in benefits in 2021.



\*Pensionomics 2023: Measuring the Economic Impact of DB Pension Expenditures, report by the National Institute on Retirement Security

# WRS: Strong Public Workforce

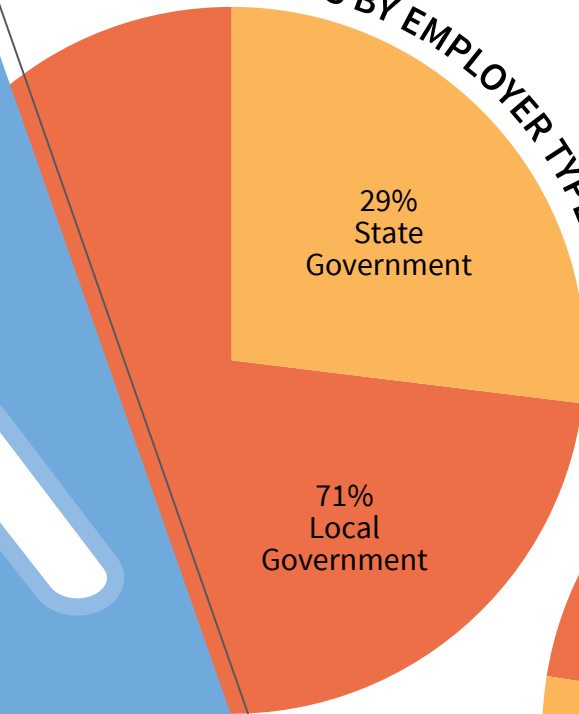
The WRS is an important incentive for qualified workers to choose and stay in public service.

The 1,555 state and local government employers participating in the WRS understand the value of a well-funded and well-managed retirement plan. Additional local government employers continue to join the WRS. Over the past five years, 93 local governments have chosen to join the system.

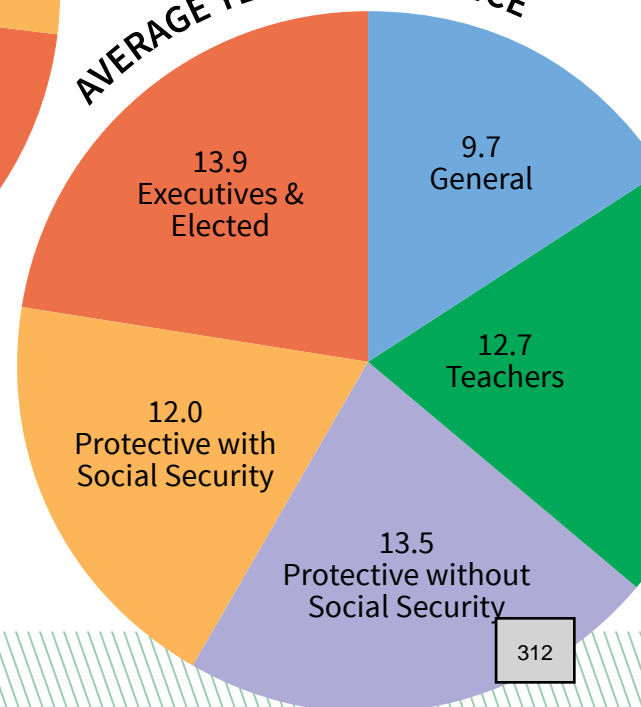
**At a time when state and local governments are struggling to attract and retain employees to deliver vital taxpayer services, a new national poll finds that retirement and healthcare benefits are critically important job features, more so than salary. These benefits are viewed as a powerful recruitment and retention tool, with nearly all state and local workers (93%) saying that pensions incentivize public workers to have long public service careers, and 94% agreeing that a pension is a good tool for both attracting and retaining employees.**  
— *State and Local Government Employee Views on Their Jobs, Compensation and Retirement*, report by the National Institute on Retirement Security

The WRS benefits package is a valuable recruitment tool available to the State of Wisconsin, local governments, technical colleges and school districts throughout the state.

## EMPLOYEES BY EMPLOYER TYPE



## AVERAGE YEARS OF SERVICE



## WRS RETIREES\*

**61**

Retirement Age

**22.77**


Years of Service

**\$20,403**

Annual Benefit

\*General Category employees; median figures.

*Ramzan, a retired WRS member, enjoyed his career as a state facilities engineer. Throughout his working years, he was able to maximize his WRS pension by making additional contributions to his account, thereby contributing to a secure and stable income for his retirement years.*





**Check out ETF's Government Relations page for:**

- Proposed Wisconsin legislation and laws affecting the WRS and ETF
- Federal issues and legislation
- WRS fact sheets, studies and reports
- National trends and research
- ETF action items

**[etf.wi.gov/about-etf/government-relations](https://etf.wi.gov/about-etf/government-relations)**

## Contact Us

Director of Strategic Engagement  
and Government Relations  
Tarna Hunter  
608-267-0908  
[tarna.hunter@etf.wi.gov](mailto:tarna.hunter@etf.wi.gov)

Communications Director  
Mark Lamkins  
608-266-3641  
[mark.lamkins@etf.wi.gov](mailto:mark.lamkins@etf.wi.gov)

## Stay Connected

[etf.wi.gov](https://etf.wi.gov)  
[etf.wi.gov/about-etf/government-relations](https://etf.wi.gov/about-etf/government-relations)



Wisconsin Department of Employee Trust Funds  
P.O. Box 7931  
Madison, WI 53701-7931

Customer Service Toll Free  
1-877-533-5020



# How to Join the Wisconsin Retirement System

Department of Employee Trust Funds  
P.O. Box 7931  
Madison, WI 53713

Employer Communications Center  
1-877-533-5020  
[etf.wi.gov](http://etf.wi.gov)

# Contents

- About the Wisconsin Retirement System and Department of Employee Trust Funds ..... 3
  - Benefit to Enrolled Employees ..... 3
  - Employee and Employer Cost ..... 3
- Employee Eligibility ..... 5
  - WRS Eligibility Criteria ..... 5
  - Rehired Annuitant Information ..... 6
- How to Join the WRS ..... 7
  - Employer Eligibility ..... 7
  - Social Security Coverage and the WRS ..... 7
  - Timeline to Join ..... 9
  - Employer Responsibilities ..... 9
  - Employee Participation Options ..... 10
- Complete Required Paperwork ..... 10
  - After the Resolution is Submitted ..... 10
  - Rescinding a Resolution ..... 11
- Employer FAQ ..... 11
- Other Benefits ..... 11
  - Group Health Insurance ..... 11
  - Group Life Insurance ..... 11
  - Income Continuation Insurance (ICI) ..... 12
  - Wisconsin Deferred Compensation Program ..... 12

## About the Wisconsin Retirement System and Department of Employee Trust Funds

The Wisconsin Retirement System (WRS) is a pension plan with both defined benefit and defined contribution components. The WRS is nearly 100% funded while the average for other U.S. public pension plans is less than 75%.

The Department of Employee Trust Funds (ETF) also oversees and manages the following benefit programs for WRS-enrolled employees (members):

- disability retirement
- duty disability
- optional insurance programs
  - health insurance
  - life insurance
  - income Continuation Insurance (ICI)
- Wisconsin Deferred Compensation

To learn more about these programs, see the *Other Benefits* section at the end of the brochure.

### ***Benefit to Enrolled Employees***

The WRS provides lifetime retirement benefits to members who are vested and have reached minimum retirement age.

The Disability Retirement program provides a lifetime monthly benefit to members who:

1. Become disabled; and
2. Must stop working before their normal retirement age

The Duty Disability program provides a lifetime monthly benefit to protective category employees (e.g. police officers and firefighters) who:

1. Are hurt while working or get a disease due to their job; and
2. Can't perform full protective job duties.

To learn more about member benefits, see: [Our Wisconsin Retirement System ET-7100](#) and [YourBenefit Handbook ET-2119](#).

### ***Employee and Employer Cost***

The WRS is a retirement plan to which the employee and employer make contributions [Wis. Stat. §40.05 (1) (a)].

State statute and the Employee Trust Funds Board determine contribution rates. Rates are subject to change each year and are usually announced in June. A [WRS Contribution Rates History](#) is available online.

Employee-required contributions are deducted on a pre-tax basis. In most cases, Wisconsin Act 10 prohibits employers from paying the employee share.

Employer-required contributions differ by employment category. If you cover protective category employees (police officers and firefighters), a Duty Disability rate is added on. We calculate this rate based on claims experience. New WRS employers have no claims, so the rate would be in the lowest category.

See the *Electing Prior Service* section to learn about the cost of providing **optional** prior service.

**Example:** Employer ABC has 2 WRS-eligible general category employees and one protective employee. The employer did not buy prior service. The annual rates are:

- General Category: 6.75% employee, 6.75% employer
- Protective Category: 6.75% employee, 11.75% employer
- Protective Employer Duty Disability Contribution: 0.00%

Employment Category	Annual Gross Wages	Annual Employer Contribution	Annual Employee Contribution	Total Contributions
General: 2 employees	Employee 1: \$25,000	\$60,000 x 6.75% = <b>\$4,050</b>	Employee 1: \$1687.50	<b>\$8,100</b>
	Employee 2: \$35,000		Employee 2: \$2362.50	
	Total: <b>\$60,000</b>		Total: <b>\$4,050</b>	
Protective: 1 employee	<b>\$60,000</b>	\$60,000 x 11.75% = <b>\$7,050</b>	<b>\$4,050</b>	<b>\$11,100</b>
<b>Grand Total</b>	<b>\$120,000</b>	<b>\$11,100</b>	<b>\$8,100</b>	<b>\$19,200</b>

## Employee Eligibility

The employer must evaluate WRS eligibility for **all** employees who receive pay for their services. This includes employees hired as:

- seasonal
- project
- temporary and part-time
- members of boards and commissions
- elected officials

The employer may **not** limit participation to:

- a department
- a classification of employees
- special interest groups
- union contract groups
- only full-time employees

Employees not expected to meet eligibility upon hire may become eligible at a later date. See Chapter 3 of the [WRS Employer Administration Manual \(ET-1127\)](#) for details.

### WRS Eligibility Criteria

WRS eligibility criteria must be met separately at each employer. **All employees who meet criteria must be enrolled in the WRS.** There is no enrollment waiting period for eligible employees.

There are one-time enrollment exceptions for employers who:

- file a resolution to participate in the WRS for employees hired on or after the effective date,
- offer a one-time waiver of participation to current eligible employees, or
- exclude their public utility workers from participation per Wis. Stat. § 40.21 (7).

WRS eligibility is based on the employee's:

- past WRS enrollment with *any* WRS employer, number of hours expected to work each year (**Note:** *The employer must decide the reasonable number of hours needed to perform job duties.*), **and**
- expected duration of employment.

The employee must meet all criteria to be eligible. WRS eligibility rules are based on previous participation:

Employees covered by *any* WRS employer **before July 1, 2011** (who have not taken a benefit) must be:

- expected to work 440 hours for teachers and educational support staff, and 600 hours for all others, **and**
- expected to work at least one year (365 consecutive days, 366 in leap year) from date of hire.

Employees covered by *any* WRS employer **on or after July 1, 2011** (or never enrolled in the WRS) must be:

- expected to work 880 hours for teachers and educational support staff, and 1,200 hours for all others, **and**
- expected to work at least one year (365 consecutive days, 366 in leap year) from date of hire.

**Note:** *If an employee works 9 or 10 months per year but is expected to return year after year, the 1-year rule is met.*

## Rehired Annuitant Information

An annuitant is a person who is receiving a retirement benefit (also called an annuity) from the WRS. All rehired annuitants must complete a [Rehired Annuitant Form \(ET-2319\)](#).

**Annuitants returning to work have the same WRS eligibility requirements as active employees.** Mandatory enrollment and annuity suspensions are based on their original termination date.

1. Eligible annuitants with a termination date **before July 2, 2013** may:
  - choose to return to active WRS participation and suspend their WRS annuity; **or**
  - continue their WRS annuity and *not* receive WRS credit for their return to work

If they choose to enroll in the WRS, the annuity is suspended the first of the month following ETF's receipt of the ET-2319.

2. Eligible annuitants with a termination date **on or after July 2, 2013**:
  - may continue their WRS annuity and *not* receive WRS credit for their return to work if they are not expected to work at least 880 (teachers and educational support) or 1,200 (all other categories) hours and work at least 12 months.
  - must return to active WRS participation and suspend their WRS annuity if they are expected to work at least 880 (teachers and educational support) or 1,200 (all other categories) hours and work at least 12 months. **This includes eligible annuitants of employers who select the one-time WRS waiver.**

For more details, see [Information for Rehired Annuitants \(ET-4105\)](#).

# How to Join the WRS

## Employer Eligibility

Participation in the WRS is open to any public employer. Statute requires some public employers to participate, while others are voluntary. Voluntary employers must submit a resolution of inclusion to join the WRS.

Required Public Employers	Voluntary Public Employers
<ul style="list-style-type: none"> <li>• State agencies, including the University of Wisconsin System</li> <li>• Every county (except Milwaukee)</li> <li>• Villages with a population of 5,500 or more must cover police officers and firefighters<sup>1</sup>. They may choose to cover their non-protective employees.</li> <li>• Second-, third- and fourth-class cities must cover police officers and firefighters (except volunteer firefighters)<sup>2</sup>. They may choose to cover their non-protective employees.</li> <li>• All school districts must cover their teaching personnel. They may choose to cover non-teaching employees (educational support).</li> </ul>	<ul style="list-style-type: none"> <li>• Joint police commissions</li> <li>• Housing authorities</li> <li>• Cooperative education service agencies</li> <li>• Joint health departments</li> <li>• Sanitary districts</li> <li>• Regional planning commissions</li> <li>• Federated library systems</li> </ul>

<sup>1</sup> Wis. Stat. § 61.65 (7) 1975, repealed by Wis Stat. § 40.21 (4), Chapter 96, Laws of 1981.

<sup>2</sup> Wis. Stat. § 62.13 (9) (e), (9a), (10) (f) and (g), 1975, repealed by Wis. Stat. § 40.21 (4), Chapter 96, Laws of 1981.

## Social Security Coverage and the WRS

Employers joining the WRS must be covered by Wisconsin's Section 218 Agreement. This is a voluntary agreement between the State and the Social Security Administration (SSA) to provide Social Security coverage for public employees.

### Employers must meet Wisconsin's three-part test to join the 218 Agreement:

1. The entity or entities which created the new entity must have the power to do so under Wisconsin statutes.
2. Must be an independent legal entity, this includes powers to:
  - levy taxes
  - borrow money and to issue bonds
  - hold and to convey real and personal property
  - sue and to be sued in its own name
  - enter into contracts
  - hire, supervise, and fire its own employees
3. Must perform a governmental function. For example:
  - police and fire protection
  - education
  - sanitation
  - flood control

**ETF may require creation documents to determine an employer's eligibility.** Please see the [218 Agreement](#) Item 18. webpage to learn more.

**Important:** Employers with a FICA alternative plan (also called a social security replacement plan) are not eligible to join the WRS or the 218 Agreement. To join the 218 Agreement and the WRS, the employer must:

1. end the FICA alternative/replacement plan;
2. begin deducting FICA taxes from its employees; and
3. meet Wisconsin's three-part test.

ETF is not involved with the process of dissolving the FICA alternative/replacement. Please work with your attorney to ensure compliance with Federal law.

## Timeline to Join

ETF must receive the resolution and other required documentation by **November 15** for coverage beginning January 1 [Wis. Admin. Code ETF §20.017].

If the resolution is received after November 15, the effective date will be the January 1 *after* the upcoming January 1. For example:

- If the resolution is received by 11/15/2021, coverage is effective 01/01/2022.
- If the resolution is received after 11/15/2021, coverage is effective 01/01/2023.

## Employer Responsibilities

All WRS employers must have at least one employee to administer WRS benefits. This person is called the employer agent or retirement contact. The table below lists some responsibilities of the employer agent and/or retirement contact. They must also complete all items on the [WRS New Employer Onboarding Checklist](#) (ET-1419) before the employer’s WRS effective date.

For a complete list, see Chapter 2, Subchapter 201: *Employer Agent Responsibilities* in the [WRS Administration Manual](#).

Ongoing	Monthly	Yearly
<p><b>WRS Eligibility and Employment Category Determination</b></p> <ul style="list-style-type: none"> <li>• Determine WRS eligibility and employment category for all employees</li> <li>• Track and re-evaluate ineligible employees</li> <li>• Track and report rehired annuitants</li> <li>• Track hours worked for all employees</li> </ul> <p><b>Periodic Transaction Reporting</b></p> <ul style="list-style-type: none"> <li>• Report WRS enrollments within 14 days of event</li> <li>• Report terminations within 7 days of event</li> <li>• Report unpaid leave of absence (LOA) and military USERRA</li> <li>• Report employment category changes</li> </ul> <p><b>Other On-Going Duties</b></p> <ul style="list-style-type: none"> <li>• Respond to inquiries from ETF staff</li> <li>• Submit account corrections</li> <li>• Distribute materials to all WRS-enrolled employees</li> <li>• Maintain employee records</li> </ul>	<p><b>Earnings and Contributions Reporting</b></p> <ul style="list-style-type: none"> <li>• Understand WRS reportable hours, earnings, and contributions</li> <li>• Submit monthly remittance report</li> </ul>	<p><b>Contribution Rates</b></p> <ul style="list-style-type: none"> <li>• Review contribution rate changes for the upcoming year</li> <li>• Notify employees of rate changes</li> <li>• Update rate by first payroll in January</li> </ul> <p><b>Annual Reconciliation</b></p> <ul style="list-style-type: none"> <li>• Submit annual hours, earnings, and contributions for all enrolled employees</li> <li>• Reconcile remittance reports against employee transactions</li> </ul>

## Employee Participation Options

Employers must choose **one** eligible employee participation option for initial enrollment.

**Option 1:** Enroll all eligible employees in the WRS as of the effective date.

**Option 2:** Offer a one-time waiver to all *current* eligible employees to enroll in the WRS. If choosing this option, note the following:

- Employees that waive WRS coverage and continue to be employed by the same employer will:
  - never be enrolled in the WRS; and
  - never be eligible for any ETF-administered insurance programs.
- Eligible employees hired on or after the WRS effective date can't waive WRS coverage and must be enrolled.
- Eligible Rehired Annuitants with a WRS termination date on or after 07/01/2013 can't waive WRS coverage and must be enrolled.

**Option 3:** Enroll all *future* eligible employees hired on or after the effective date of WRS coverage. This option excludes all employees hired before the employer's WRS effective date.

## Complete Required Paperwork

**ETF must receive the forms below no later than November 15.**

1. [Resolution of Inclusion under the Wisconsin Retirement System \(ET-1319\)](#)
2. [Designation of Agent \(ET-1313\)](#): Appoints the employee(s) representing the employer for ETF-administered benefit programs.
3. [Online Access Security Agreement \(ET-8928\)](#): Adds, deletes, and changes online access for ETF employer reporting applications. Complete separate forms for each user, if needed.
4. [Automated Clearing House \(ACH\) Direct Withdrawal Authorization \(ET-1734\)](#): Allows ETF to withdraw monthly remittance contributions from the employer's bank account.

Send completed forms directly to ETF using the information below. We recommend sending all paperwork by fax or email:

[ETFSMBEmployerWRS@etf.wi.gov](mailto:ETFSMBEmployerWRS@etf.wi.gov)

Fax: 608-266-5801, Attn: WRS Unit

If you are unable to fax or email, please mail to:

Dept. of Employee Trust Funds  
Attn: Employer Services  
PO Box 7931  
Madison, WI 53707-7931

## After the Resolution is Submitted

When ETF receives the resolution, we will send an acknowledgment and assign required training.

**Training must be complete by January 1. ETF will track training progress for each employer and follow up if training is not completed on time.**

Additional information will be sent after November 15 if the employer is offering eligible employees a one-time waiver of WRS participation.

On or after November 15, the employer will be assigned a WRS Case Manager at ETF. Your case manager

- send your online username and help with account activation,
- be available to answer any questions you may have, and
- check the progress of your onboarding checklist.

The employer must:

- complete required WRS-administration training by December 31,
- determine eligibility for all employees before December 31,
- distribute paperwork to all eligible employees, and
- enter employee enrollments on the WRS Account Update application between January 1 – 15.

## ***Rescinding a Resolution***

To rescind the Resolution of Inclusion, send a written request to ETF *before* November 15. **An employer's WRS resolution is irrevocable on or after November 15.**

## **Employer FAQ**

Please visit the [WRS for Employers](#) webpage to view the WRS Onboarding FAQ.

## **Other Benefits**

**Note:** All the programs listed below require a separate resolution.

### ***Group Health Insurance***

The Wisconsin Public Employers (WPE) Group Health Insurance Program gives employers the option to select a benefit design with Uniform Benefits to offer its eligible employees. The employer can also choose to offer Uniform Dental Benefits as a part of this plan.

For more information, see:

- [How to Join the Wisconsin Public Employer's Group Health Insurance Program \(ET-1139\)](#) manual
- [Health Insurance for Employers](#) webpage

Note: Employers must be enrolled in the WRS and be covered by the Section 218 agreement to join the group health insurance program.

### ***Group Life Insurance***

The Wisconsin Public Employers Group Life Insurance Program is a benefit available to all state employees and local government employees whose employers participate in the program. Members may even be able to continue coverage in retirement.

An employer may choose to offer only the Basic life insurance coverage, all levels of coverage at once, or any combination of coverage levels.

For more information, see:

- [How to Become a Participating Employer Under the Wisconsin Public Employers Group Life Insurance Program \(ET-1117\)](#) manual
- [Life Insurance for Employers](#) webpage

## ***Income Continuation Insurance (ICI)***

ICI is a voluntary income replacement benefit payable to an enrolled employee if they become disabled. ETF contracts with a third-party administrator to issue eligibility determinations and process claims.

For more information, see:

- [How to Become a Participating Employer Under the Wisconsin Public Employers' Group ICI](#) manual
- [ICI for Employers](#) webpage

## ***Wisconsin Deferred Compensation Program***

The Wisconsin Deferred Compensation Program is an optional, supplemental retirement savings plan available to Wisconsin Public Employers participating in the WRS. The Deferred Compensation Board oversee the program. The investment options are offered at no cost to employers and at a low cost to employees.

For more information, see the [Wisconsin Deferred Compensation Program](#) webpage.



# Resolution of Inclusion Under the Wisconsin Retirement System

Wis. Stat. §§ 40.21, 40.22

Wisconsin Department of Employment Security  
Item 18. hds  
 1-877-533-5020 (toll free)  
 Fax 608-266-5801  
 etf.wi.gov

The (Governing Body) \_\_\_\_\_ of the (Employer Legal Name) \_\_\_\_\_ authorizes and approves participation in the Wisconsin Retirement System on the effective date of January 1, \_\_\_\_\_.

Eligible employees will participate in the WRS beginning on the effective date pursuant to the participation option chosen below. **This resolution must be received by, and is irrevocable after, November 15 prior to the effective date.**

**Eligible Employee Participation Options** (check one)

- All current and future eligible employees will participate in the WRS.
- This employer will provide a one-time offer to current eligible employees to elect or waive WRS participation as of the above effective date. All eligible employees hired after the above effective date must be enrolled in the WRS.

***Note:** Employees who waive WRS coverage and continue to be employed by this employer will never be eligible for future WRS coverage and any other related benefits that may be available because of WRS participation.*

- Only future eligible employees hired by this employer on or after the effective date of this resolution will be enrolled in the WRS.

**Prior Service** (Optional)

*If nothing is selected, the default is 0%. Read page 2 of this form for information about Prior Service.*

- The employer will pay the cost of providing \_\_\_\_\_% prior service credit for WRS-eligible employees who worked for the employer before the WRS effective date.

**Eligible Employee Participation Exclusion** (Applies to all participation options — check only if applicable)

- This employer will exclude employees of a public utility under Wis. Stat. § 196.01(5) from WRS participation pursuant to Wis. Stat. § 40.21(7)(b).

**Certification**

I hereby certify that this resolution is a true, correct, and complete copy of the resolution adopted by the above governing body on \_\_\_\_\_ (MM/DD/YYYY).

- I further certify that this employer is not operating, administering, or otherwise participating in an alternative or replacement retirement plan which replaces or exempts the employer from FICA taxes.

I understand that Wis. Stat. § 943.395 provides criminal penalties for knowingly making false or fraudulent statements, and hereby certify that, to the best of my knowledge and belief, the above information is true and correct.

\_\_\_\_\_  
Total number of **all** employees (includes WRS eligible and ineligible)

\_\_\_\_\_  
Federal tax identification number

\_\_\_\_\_  
Employer County

\_\_\_\_\_  
Certifying Officer signature

\_\_\_\_\_  
Certifying Officer printed name

\_\_\_\_\_  
Certifying Officer title

\_\_\_\_\_  
Employer benefit contact email address

<b>For ETF use only</b>	
Date Received:	ETF Employer ID:
Effective Date:	Initials:



## Important Information About Prior Service

Prior service is an **optional benefit** where employers pay the entire cost of providing WRS service credit for employees who worked for the employer before they joined the WRS. This program was originally created for employers who did not offer *any* retirement benefits to their employees before joining the WRS. Electing prior service may provide a benefit for your employees but will include costs for the employer and also requires a cost study to be completed. **Prior service costs should be carefully considered by the employer.**

Prior service is **not** an option if the employer:

- Elected to enroll only *future eligible* employees (Option 3)
- Has a creation date that is equal to the WRS Participation date. For example, two entities will merge to become one entity effective 01/01/2023 *and* the entity’s WRS Participation date is 01/01/2023.

The employer is still required to pay the remaining balance, even if an employee is not eligible for a monthly retirement annuity. An employee is not eligible for a WRS annuity if they:

- Terminate and take a benefit before they are vested in the WRS
- Terminate and take a benefit before meeting minimum retirement age (age 50 for protective category, age 55 for all others)

Prior Service Benefit Summary																	
<b>Benefit Details</b>	<ul style="list-style-type: none"> <li>• Most valuable to a long-term employee after minimum retirement age who plans to work <i>at least</i> five more years as a full-time employee.</li> <li>• Does not count toward vesting requirements.</li> <li>• Does not increase the employee or employer contribution amounts.</li> <li>• Any employee deemed WRS eligible as of the employer’s WRS effective date must be provided with prior service. Participation may not be limited.</li> <li>• A Prior Service election is irrevocable.</li> </ul> <p><b>Prior service does not add monetary contributions to the employee’s account. It adds years of WRS creditable service to the employee’s account.</b></p>																
<b>Options</b>	<p>Employers can elect to purchase 25, 50, 75, or 100% service. Any employer can add or increase prior service any time. If an employer does elect prior service, 0% is the default.</p> <p>For example, below are the service purchase options for an employee with 20 years of service prior to the employer’s WRS participation:</p> <table border="1" style="width: 100%; border-collapse: collapse; margin-top: 10px;"> <tr> <td style="padding: 5px;"><b>Prior Service %</b></td> <td style="padding: 5px;">100%</td> <td style="padding: 5px;">75%</td> <td style="padding: 5px;">50%</td> <td style="padding: 5px;">25%</td> <td style="padding: 5px;">0%</td> </tr> <tr> <td style="padding: 5px;"><b>Service Credit</b></td> <td style="padding: 5px;">20 years</td> <td style="padding: 5px;">15 years</td> <td style="padding: 5px;">10 years</td> <td style="padding: 5px;">5 years</td> <td style="padding: 5px;">0 years</td> </tr> </table>					<b>Prior Service %</b>	100%	75%	50%	25%	0%	<b>Service Credit</b>	20 years	15 years	10 years	5 years	0 years
<b>Prior Service %</b>	100%	75%	50%	25%	0%												
<b>Service Credit</b>	20 years	15 years	10 years	5 years	0 years												
<b>Vesting Required?</b>	<p>Yes. Prior service is forfeited if an employee closes their account before minimum retirement age or is not vested. To become vested:</p> <ul style="list-style-type: none"> <li>• Employees first enrolled in the WRS on or after 07/01/2011 must have five years of WRS creditable service</li> <li>• Employees first enrolled in the WRS before 07/01/2011 were vested on their enrollment date</li> </ul>																

(continued on next page)

<p><b>Cost</b></p>	<ul style="list-style-type: none"><li>• The employer pays the entire cost of prior service which may be prohibitively expensive and requires careful consideration.</li><li>• Rollovers from other qualified pension plans or personal checks cannot be used to purchase prior service.</li><li>• Payment options:<ul style="list-style-type: none"><li>○ Make full payment, or;</li><li>○ Have the payments amortized by paying a small percentage of their total monthly payroll over 30 consecutive years.</li></ul></li></ul> <p><b>Note:</b> Employers may make lump sum payments to reduce interest cost over the amortization period. Interest is assessed annually using an assumed interest rate (currently 7.0%) on the outstanding balance of the liability.</p> <p>For some employers, <i>the interest charged may be greater than the principal paid each year</i>, resulting in the liability balance increasing rather than decreasing.</p>
<p><b>Alternatives</b></p>	<p>Prior Service can be prohibitively expensive for employers. A more cost-effective alternative is <i>voluntary</i> employer-paid additional contributions.</p> <p>An employer-paid additional contribution is an optional benefit that is:</p> <ul style="list-style-type: none"><li>• Credited to employee account and increase employee’s monthly annuity at retirement, and is credited with the same amount of interest as required contributions.</li><li>• Payable only as a life annuity; no lump sum or annuity certain is available if employee is eligible for a retirement annuity.</li><li>• Generally paid in the same optional form as the regular annuity when application is made for the regular annuity on required deposits.</li><li>• Paid to the employee whether they are vested or not.</li><li>• Taxable when paid.</li></ul> <p>With additional contributions, the employer may choose who to provide this benefit to. The employer may stop making additional contributions at any time.</p> <p><b>You do not elect employer-paid additional contributions on the resolution to join the WRS.</b> After the employer’s WRS effective date, they may report additional contributions on their Monthly Retirement Remittance report.</p>

## Prior Service Cost Study

Item 18.

The cost of prior service varies by employer. **Employers electing 25-100% prior service must complete a cost study before submitting a resolution.**

Cost Study Summary	
<b>Employer Required to Purchase Prior Service?</b>	<b>No.</b> A cost study completed before the resolution is submitted is non-binding. The employer is under no obligation to purchase prior service.
<b>Cost Study Fee</b>	<ul style="list-style-type: none"><li>• 10 or less employees: \$25</li><li>• 11 or more employees: \$50</li></ul>
<b>How to Request</b>	Send a written request to ETF with the items listed below <b>before October 1:</b> <ul style="list-style-type: none"><li>• Completed <a href="#">Prior Service Cost Study</a> (ET-1321) form</li><li>• Check made payable to ETF (fees listed above)</li></ul>
<b>Timing</b>	ETF will send the employer a Cost Report four to six weeks after the Cost Study is received.  If the employer decides to pay for Prior Service, they can enter the percent of coverage on the Resolution of Inclusion Under WRS (ET-1319).

## Adding or Increasing Prior Service

Item 18.

Employers may add or increase prior service in increments of 25% if they:

- do not offer prior service.
- are currently offering 25 – 75% of prior service.
- offered prior service to teachers but want to add prior service for educational support staff (*school districts only*).

**Note:** Adding coverage for educational support staff may change teacher prior service rate. A weighted average rate will apply to all covered employees.

**ETF requires a Prior Service Cost Study before adding or increasing prior service.**

Increasing Prior Service	
<b>Employee Eligibility</b>	<p>All employees who were:</p> <ol style="list-style-type: none"> <li>1. enrolled in the WRS on the employer's initial WRS participation date; <i>and</i></li> <li>2. are still active with the employer.</li> </ol>
<b>Impact on Employer Contributions</b>	<ul style="list-style-type: none"> <li>• If the employer submits a resolution to add or increase prior service, the employer's monthly contributions will increase.</li> <li>• There is no retroactive adjustment for employees who have terminated since initial participation.</li> </ul>
<b>Cost Study Fee</b>	<ul style="list-style-type: none"> <li>• None</li> </ul>
<b>How to Request</b>	<p>Send a written request to ETF with the item listed below <b>before October 1</b>:</p> <ol style="list-style-type: none"> <li>1. Completed <a href="#">Prior Service Cost Study</a> (ET-1321) form</li> </ol> <p><b>Mail to:</b>            Dept. of Employee Trust Funds            PO Box 7931            Madison, WI 53707-7931</p>
<b>Timing</b>	<p>ETF will send the employer a Cost Report four to six weeks after the Cost Study is received.</p> <p>To add or increase prior service, a <a href="#">Resolution to Increase Prior Creditable Service</a> (ET-1311) must be received by ETF no later than November 15. The increase will be effective the following January 1.</p>
<b>Employer Required to Purchase Prior Service?</b>	<p>If a cost study is completed <i>before</i> the ET-1311 is submitted, the employer is not required to add or increase service.</p> <p>If the ET-1311 is submitted, it is irrevocable after November 15 and the employer is required to pay the cost of increasing prior service.</p>

**Union Technology Cooperative**

2564 Branch Street Suite B3  
Middleton, WI 53562  
(608) 616-9925  
finance@utcwisconsin.com

# Estimate

**ADDRESS**

Hailey Roessler  
Village Of Ridgeway  
208 Jarvis Street, Suite A  
Ridgeway, WI 53582 US

**SHIP TO**

Hailey Roessler  
Village Of Ridgeway  
208 Jarvis Street, Suite A  
Ridgeway, WI 53582 US

**ESTIMATE #** 1014

**DATE** 07/10/2023

DATE	ITEM	DESCRIPTION	QTY	RATE	AMOUNT
	HW_ORDER	UTC Signature3 Intel NUC - 11th Gen Core i5 MN: NUC11TNHI5	1	499.99	499.99
	HW_ORDER	UTC Lifetime Kingston Memory Module - 32GB MN: KVR32S22D8/32	1	69.99	69.99
	HW_ORDER	UTC Signature5 OWC Solid State Drive - Pro - 960GB MN: S3D7P6G960	1	99.99	99.99
	HW_ORDER	UTC Signature3 Dell Monitor - 27" - Conferencing MN: S2722DZ	1	249.99	249.99
	HW_ORDER	UTC Signature3 ViewSonic Monitor - 27" - MN: VG2755	1	199.99	199.99

Proposal for hardware for a new Clerk server workstation.

SUBTOTAL

1,119.95

TAX

0.00

Includes dual monitors with video conferencing capability.

TOTAL

**\$1,119.95**

Labor to be recorded and invoiced separately.

If you have questions, please call us at (608) 616-9925.

Accepted By

Accepted Date