# OFFICIAL PUBLIC NOTICE

## MEETING OF THE BUDGET COMMITTEE

TUESDAY, DECEMBER 01, 2026 AT 5:30 PM

COUNCIL ROOM, MUNICIPAL BUILDING, 450 S. MAIN ST., RICHLAND CENTER, WI 53581

**TEAMS:** bit.ly/RCTeamsMeeting

## AGENDA

**CALL TO ORDER** *Roll Call for the meeting, determine whether a quorum is present; determine whether the meeting has been properly noticed.*

**APPROVAL OF MINUTES**

1. November 3, 2026 Meeting Minutes

**REPORTS**

2. Treasurer's Report
3. Accounts Payable (Bills List)
4. Budget vs Actual

**DISCUSSION & POSSIBLE ACTION ITEMS**

5. Approval of Accounts Receivable Write-Offs
6. Flexible Spending Account (FSA) Administrator Contract
7. A Resolution Declaring the Cemetery Garage Property Located at 1300 N Park Street Surplus and Authorizing its Sale

**SET NEXT MEETING DATE -** *Regular meeting on January 5, 2027*

**ADJOURNMENT**

Posted this 25th day of November, 2026 by 4:30 PM.
Copy to the official newspaper the Richland Observer.

*PLEASE NOTE: To request disability-related accommodations, please contact City Administrator Ashley Oliphant (608-647-3466 or 450 S. Main St.) at least 24 hours in advance. Notice is hereby given that a quorum of other city governmental bodies may be present at this meeting for informational and discussion purposes only, and no formal action will be taken by those bodies at this meeting. The City of Richland Center is an equal opportunity employer, provider, and lender.*

# MINUTES OF THE BUDGET COMMITTE

TUESDAY, NOVEMBER 3, 2026 AT 5:30 PM

COUNCIL ROOM, MUNICIPAL BUILDING, 450 S. MAIN ST., RICHLAND CENTER, WI 53581

**TEAMS:** bit.ly/RCTeamsMeeting

## MINUTES

**CALL TO ORDER** Chair Melony Walters called the meeting to order at 5:33 p.m. Roll call was conducted, and a quorum was determined to be present. Present: Ryan Cairns, Frank Hoffman, and Melony Walters. Absent: None

*Others Present: Administrator Ashley Oliphant, Treasurer/Deputy Clerk Misty Molzof, DPW Jasen Glasbrenner, Muni Services Specialist Darcy Perkins, Police Chief Billy Jones, Utility Manager Scott Gald, Alders: Doug Martyniuk, Rachel Schultz, Chris Jarvis, and Brad Wegner, and Mayor Karin Tepley.*

1. **APPROVAL OF MINUTES** *Motion by Hoffman, second by Cairns to waive the reading and approve the minutes of the October 6th, 21st, and 27th meetings as presented. Motion carried unanimously (3-0).*

**REPORTS**

2. **Treasurer's Report:** Molzof presented September 30, 2026, financial reports.
3. **Accounts Payable (Bills List):** Committee reviewed bill listing.
4. **Budget Vs. Actual:** Molzof presented year-to-date and advised that there is nothing in the financial reports that warrant attention. Everything is where it should be at this point in the year.

**DISCUSSION AND POSSIBLE ACTION ITEMS**

5. **Review the 2027 Richland Center Fire Department Budget and Approve the City's 2027 Contribution:** *Motion by Walters, second by Hoffman to recommend council approve the 2027 contribution to the Fire Department in the amount of $153,345.04 as requested. Upon roll call vote, all members voted aye, motion carried unanimously (3-0).*
6. **Review the 2027 Budget and Capital Outlay:** *Motion by Walters, second by Cairns to recommend council approve the 2027 Capital Outlay Expenditures option 2 as presented. Motion carried unanimously (3-0).*

Hoffman expressed the need for a comprehensive Capital Improvement Plan (CIP) to assist in prioritizing projects and making informed funding decisions. He requested a complete inventory of existing capital assets, proposed future projects, and associated funding requests to provide a clearer understanding of the City's current and anticipated capital needs.

Oliphant explained that department heads had compiled and submitted their respective capital requests, which formed the basis for the current discussion. She clarified that the City does not currently have a formal Capital Improvement Plan in place; however, staff have been working toward developing a comprehensive plan for some time.

**SET NEXT MEETING DATE –** Regular meeting on Tuesday, December 1, 2026 at 5:30 pm.

**ADJOURNMENT** *Motion by Walters, second by Cairns to adjourn at approximately 6:25 pm. Carried Unanimously (3-0).*

*Meeting adjourned at approximately 6:25 pm.*

Respectfully submitted

Misty D. Molzof, City Treasurer/Deputy Clerk

# CITY OF RICHLAND CENTER - TREASURER'S REPORT

**10/31/2026**

| Bank | FUNDS | Int Rate | BEG/MO BAL | + RECEIPTS | Transfers In/(Out) Between Accounts | - DISBURSEMENTS | END/MO BAL |
|---|---|---|---|---|---|---|---|
| PCB | **City General Unassigned:** | 3.05% | **$ 178,857.48** | $ 496,281.20 | | $ 533,330.75 | **$ 141,807.93** |
| LGIP | **#1 State Investments - Unassigned** | 3.95% | **$ 3,395,372.02** | $ 111,741.62 | | | **$ 3,507,113.64** |
| PCB | **Property Tax Account (partial unassigned)** | 3.05% | **$ 255.45** | $ 0.65 | | | **$ 256.10** |
| LGIP | **#2 Landfill long term care (for landfill issues)** | 3.95% | **$ 689,719.41** | $ 2,312.26 | | | **$ 692,031.67** |
| LGIP | **#3 TIF-Panorama Estates (TIF 6)** | 3.95% | **$ 292,470.87** | $ 980.50 | | | **$ 293,451.37** |
| LGIP | **#6 TIF 2-5 (only #4)** | 3.95% | **$ 159,190.52** | $ 533.68 | | | **$ 159,724.20** |
| CFB | RLF Business Savings | 0.50% | **$ (0.00)** | | | | **$ (0.00)** |
| CFB | RLF Business Checking | | **$ 5,000.00** | | | | **$ 5,000.00** |
| LGIP | #7 - RLF Account | 0% | **$ 176,077.82** | $ 590.29 | | | **$ 176,668.11** |
| | **RESTRICTED FUNDS: (by outside entity)** | | **$ -** | | | | |
| PCB | CDBG Housing RLF | 3.05% | **$ 9,135.86** | $ 23.35 | | | **$ 9,159.21** |
| Richlan | Landfill Long Term Care CD to 2045 | 2.48% | **$ 331,292.80** | | | | **$ 331,292.80** |
| CFB | Landfill Long Term Care CD to 2045 | 1.40% | **$ 311,821.53** | | | | **$ 311,821.53** |
| PCB | Library Checking | 3.05% | **$ 394,524.91** | $ 983.07 | | $ 28,168.44 | **$ 367,339.54** |
| PCB | Room Tax | 3.05% | **$ 10,735.49** | $ 25,737.89 | | | **$ 36,473.38** |
| PCB | Greater Richland Tourism | 3.05% | **$ 0.00** | | | | **$ 0.00** |
| PCB | Redevelopment Authority | 3.05% | **$ 75,204.38** | $ 192.21 | | | **$ 75,396.59** |
| LGIP | **#5 Renew RC Loan Program-Affordable Housi** | 4.39% | **$ 897,768.79** | $ 3,009.73 | | | **$ 900,778.52** |
| PCB | **Renew RC Loan Program-Checking** | 3.05% | **$ 82,346.00** | $ 210.47 | | | **$ 82,556.47** |
| | **COMMITTED: (by resolution of the Council)** | | **$ -** | | | | |
| LGIP | **#4 Projects committed** | 3.95% | **$ 3,062,664.60** | **$ 10,267.46** | | | **$ 3,072,932.06** |
| | **ASSIGNED: (for specific use, not assigned)** | | **$ -** | | | | |
| PCB | Cemetery CDs | 2.34% & 3.21% | **$ 5,159.12** | $ 2.24 | | | **$ 5,161.36** |
| PCB | Centennial Committee | 3.05% | **$ 3,029.79** | $ 7.74 | | | **$ 3,037.53** |
| Royal | Canine Fund | 0% | **$ 48,715.52** | $ 1,735.00 | | $ 1,310.10 | **$ 49,140.42** |
| PCB | Park/Rec/Comm Center | 3.05% | **$ 12,606.54** | $ 32.22 | | | **$ 12,638.76** |
| LGIP | #8 - Aquatic Center | 3.95% | **$ 248,960.92** | $ 834.63 | | | **$ 249,795.55** |
| | ***Total Interest Earned in Current Month*** | | | ***$ 31,664.21*** | $ - | | |

| | **LOANS** | | | | | **5/31/2026** | |
|---|---|---|---|---|---|---|---|
| | Loans: | | Total Debt 4/30/2026 | 2026 Principle | Loan Term End | Balance | |
| | Richland County Bank (2%) | | $ - | $ - | Paid off 2024 | $ - | |
| | WPPI (no interest) | | $ 6,323.90 | $ 421.62 | 10/28/2027 | $ 5,902.28 | As of 4/1/2026 |
| | State Trust Fund Loan - Panorama Est TIF 6 (3.5%) | | $ - | $ - | Paid off 2021 | $ - | |
| Ehlers | Bonding - Panorama Estates TIF 6 (1.8%) | | $ 550,000.00 | $ 50,000.00 | 4/1/2037 | $ 550,000.00 | As of 12/31/2026 |
| CFB | CFB Haseltine 389,390/Westside Dr $752,000(2.73%) | | $ 250,000.00 | $ 102,000.00 | 4/1/2028 | $ 250,000.00 | As of 12/31/2026 |
| Ehlers | *Aquatic Center Bonding (20 Years)* | | $ 2,940,000.00 | $ 205,000.00 | 8/1/2038 | $ 2,940,000.00 | As of 12/31/2026 - Payr |
| | | | **$ 3,746,323.90** | $ 357,421.62 | | **$ 3,745,902.28** | |
| | Debt Capacity - WI Department of Revenue - 2026 | | | | | **$ 24,879,515.00** | |

| | | | | |
|---|---|---|---|---|
| ***$ 10,390,909.82*** | ***$ 655,476.21*** | ***$ -*** | ***$ 562,809.29*** | ***$ 10,483,576.74*** |
| ***Beg Bal*** | ***Receipts*** | ***Transfer*** | ***Expenditures*** | ***End Bal*** |

Net Increase / (Decrease) in Funds Available $ 92,666.92

| 3 Months of Operating Cost Calculation | Actual 2025 | Budget 2026 | Budget 2027 | | | |
|---|---|---|---|---|---|---|
| **Total Budget** | $ 6,817,666.67 | $ 11,310,054.00 | $ 11,703,529.00 | | | |
| **Less: Unallocated Contingency** | $ (691.64) | $ (2,749,000.00) | $ (55,431.00) | | | |
| **Less: Capital Outlay** | $ (196,785.81) | $ (1,518,100.00) | $ (4,970,750.00) | | | |
| **Total Annual Operations** | $ 6,620,189.22 | $ 7,042,954.00 | $ 6,677,348.00 | | | |
| **25% of Total Operations** | **$ 1,655,047.31** | **$ 1,760,738.50** | **$ 1,669,337.00** | | | |
| **50% of Total Operations** | $ 3,310,094.61 | $ 3,521,477.00 | $ 3,338,674.00 | | | |
| | | **10/31/2026** | | | | |
| **12/31/2025 Ending "Cash" Balances** | **$ 13,107,044.42** | $ 10,483,576.74 | **% of Prev. Yr Operating Budget** | | | |
| **Undesignated Funds** | **$ 5,390,269.00** | **$ 5,000,465.52** | **75.53%** | | | **S/B 25-50% of Operating Budget** |
| **Restricted Funds** | **$ 5,717,611.00** | **$ 6,260,243.06** | | | | |
| Landfill Closure | 629,903.00 | $ 643,114.33 | | | | |
| Tourism | 37,458.00 | $ 0.00 | | | | |
| Affordable Housing | 873,342.00 | $ 900,778.52 | | | | |
| Aquatic Center | 242,187.00 | $ 249,795.55 | | | | |
| Future Rural Development | 75,307.00 | $ 75,396.59 | | | | |
| Conservation & Development | 103,666.00 | $ 103,666.00 | | | | |
| Housing Ec Dev Loans | 628,365.00 | $ 628,365.00 | | | | |
| Library Operations | 246,635.00 | $ 367,339.54 | | | | |
| Renew Richland Center Loans | 80,541.00 | $ 82,556.47 | | | | |
| TID | 136,299.00 | 136,299.00 | | | | |
| Capital Outlay | 2,663,908.00 | $ 3,072,932.06 | | | | |
| **Non-Spendable Funds** | **$ 218,763.00** | **$ 218,763.00** | | | | |
| Prepayments | 116,147.00 | $ 116,147.00 | | | | |
| Ec Dev Loans | 57,316.00 | $ 57,316.00 | | | | |
| Del PP Tax | 45,300.00 | $ 45,300.00 | | | | |
| **Non-Spendable Funds** | **$ 233,578.00** | **$ 235,940.54** | | | | |
| Park & CC Center | 12,330.00 | $ 12,638.76 | | | | |
| Cemetery Perp Care | 4,186.00 | $ 5,161.36 | | | | |
| Canine Units | 48,062.00 | $ 49,140.42 | | | | |
| Child Safety | 137.00 | $ 137.00 | | | | |
| RLF Loans | 168,863.00 | $ 168,863.00 | | | | |
| | **$ 11,560,221.00** | **$ 11,715,412.12** | | | | |
| **S/B Close to 25% of Operating Budget** | **1,546,823.42** | **-** | | | | |

# City of Richland Center - Finance Committee Council Payment Approval Report - December 1, 2026
## Invoices Approved by Dept Head Entered into System between 10/30/2026 and 11/25/2026

| Vendor Name | Inv Date | Description | Amount | Vendor Total | Date Paid | Comm/Board | Date Approved |
|---|---|---|---|---|---|---|---|
| ABT SWAYNE LAW LLC | 9/8/2026 | Leglas: Ordinance/Traffic $102.00 - Total Inv $282 - $180.00 S/b Billed to Township | $ 102.00 | | 11/19/2026 | GenGov't | 11/24/2026 |
| *TOTAL* | *ABT SWAYNE LAW LLC* | | | *$ 102.00* | | | |
| Accurate Appraisal LLC | 10/1/2026 | Accurate Appraisal - Mo Assessment Services | $ 3,750.00 | | 11/5/2026 | GenGov't | 11/24/2026 |
| *TOTAL* | *Accurate Appraisal LLC* | | | *$ 3,750.00* | | | |
| *TOTAL* | *AFLAC - Payroll - EE Withholding* | | | *$ 262.70* | | | |
| ALL AMERICAN DO IT CENTER | 10/27/2026 | PW/B&G: Footbridge Repairs | $ 294.84 | | 11/19/2026 | Public Works | 11/19/2026 |
| *TOTAL* | *ALL AMERICAN DO IT CENTER* | | | *$ 294.84* | | | |
| ALLIANT ENERGY/WPL | 11/9/2026 | Airport: Cty Hwy B Hanger | $ 38.88 | | 11/19/2026 | Public Works | 11/19/2026 |
| ALLIANT ENERGY/WPL | 11/9/2026 | Airport: Cty Hwy B Runway Lt | $ 170.82 | | 11/19/2026 | Public Works | 11/19/2026 |
| ALLIANT ENERGY/WPL | 11/2/2026 | Airport: Terminal bldg electric | $ 125.87 | | 11/12/2026 | Public Works | 11/19/2026 |
| ALLIANT ENERGY/WPL | 11/10/2026 | PW/B&G: Hwy 80 Shelter | $ 27.49 | | | | |
| ALLIANT ENERGY/WPL | 11/13/2026 | PW/Streets: Street Lts 14-Walmart | $ 16.29 | | | | |
| *TOTAL* | *ALLIANT ENERGY/WPL* | | | *$ 379.35* | | | |
| AMAZON CAPITAL SERVICES | 11/17/2026 | ARPA: 18 Office Chairs for Council Chambers | $ 2,396.88 | | | GenGov't | 11/24/2026 |
| AMAZON CAPITAL SERVICES | 11/18/2026 | ARPA: City Office - Ceiling Mount for Council Chambers | $ 79.98 | | | | |
| AMAZON CAPITAL SERVICES | 11/18/2026 | ARPA: City Office - Chairs for Council Chambers | $ 1,193.94 | | | | |
| AMAZON CAPITAL SERVICES | 11/21/2026 | ARPA: City Office - Door Handle for New Security Lock | $ 15.98 | | | | |
| AMAZON CAPITAL SERVICES | 11/19/2026 | ARPA: City Office / Council - Folding Table | $ 119.99 | | | | |
| AMAZON CAPITAL SERVICES | 11/20/2026 | ARPA: City Office/Council: Podium, Keyboard Stand, Digital Timer, Deadbolt Fingerprint Lock | $ 246.97 | | | | |
| AMAZON CAPITAL SERVICES | 11/23/2026 | ARPA: Office - Fingerprint Door Lever | $ 99.98 | | | | |
| AMAZON CAPITAL SERVICES | 11/2/2026 | ARPA: Office: Wireless Keyboard & Mouse for Amanda | $ 26.59 | | 11/19/2026 | GenGov't | 11/24/2026 |
| AMAZON CAPITAL SERVICES | 11/17/2026 | Office: Holiday Party Supplies - Labels | $ 25.20 | | | GenGov't | 11/24/2026 |
| AMAZON CAPITAL SERVICES | 10/30/2026 | Office: Keyboard & Mouse & Desk Calendar - Misty | $ 69.98 | | 11/19/2026 | GenGov't | 11/24/2026 |
| AMAZON CAPITAL SERVICES | 11/10/2026 | Office: Paper | $ 51.99 | | | GenGov't | 11/24/2026 |
| AMAZON CAPITAL SERVICES | 11/10/2026 | Office: Paper | $ 51.99 | | | GenGov't | 11/24/2026 |
| AMAZON CAPITAL SERVICES | 10/28/2026 | Office: Roller Shades for Indoor Windows | $ 136.38 | | 11/12/2026 | GenGov't | 11/24/2026 |
| AMAZON CAPITAL SERVICES | 11/23/2026 | Parks & Rec: CC Supplies, Poms, Staples, Paper | $ 100.93 | | | | |
| AMAZON CAPITAL SERVICES | 11/24/2026 | Parks & Rec: Misc Supplies Returned | $ (56.99) | | | | |
| AMAZON CAPITAL SERVICES | 11/24/2026 | Parks & Rec: Pool Water Tester Kit, Fittings | $ 595.04 | | | | |
| AMAZON CAPITAL SERVICES | 11/17/2026 | Police: Electric Stapler Staples, Paper, Mini Blinds, Staples | $ 100.70 | | | Public Safety | 11/30/2026 |
| AMAZON CAPITAL SERVICES | 11/5/2026 | PW/B&G: Mirror Clips, Faucet Adaptors - Water Compliant | $ 294.98 | | | GenGov't | 11/24/2026 |
| AMAZON CAPITAL SERVICES | 11/6/2026 | PW/B&G: Two-Way Radio Holster Case | $ 19.98 | | | Public Works | 11/19/2026 |
| AMAZON CAPITAL SERVICES | 11/24/2026 | PW/Streets: Rooftop Strobe Light, Snow Plow Guide Markers, Reflective Driveway Markers | $ 182.97 | | | | |
| AMAZON CAPITAL SERVICES | 11/16/2026 | PW/Streets: Truck #55 Strobe Light Replacement | $ 44.99 | | | GenGov't | 11/24/2026 |
| AMAZON CAPITAL SERVICES | 11/12/2026 | Zoning: Dry Erase Whiteboard | $ 60.05 | | | GenGov't | 11/24/2026 |
| *TOTAL* | *AMAZON CAPITAL SERVICES* | | | *$ 5,858.50* | | | |
| *TOTAL* | *American Heritage Life Insurance Company - Payroll EE Withholding* | | | *$ 167.58* | | | |
| ASCAP, American Society of Composers | 11/23/2026 | Parks & Rec: Annual License Fees | $ 470.46 | | | | |
| *TOTAL* | *ASCAP, American Society of Composers* | | | *$ 470.46* | | | |
| *TOTAL* | *ASSURITY LIFE INSURANCE COMPANY - Employe Withholding* | | | *$ 41.57* | | | |
| AUTO VALUE PARTS STORES | 11/23/2026 | PW/Streets: Oil Filters for Dome | $ 7.27 | | | | |
| *TOTAL* | *AUTO VALUE PARTS STORES* | | | *$ 7.27* | | | |

# City of Richland Center - Finance Committee Council Payment Approval Report - December 1, 2026
## Invoices Approved by Dept Head Entered into System between 10/30/2026 and 11/25/2026

| Vendor Name | Inv Date | Description | Amount | Vendor Total | Date Paid | Comm/Board | Date Approved |
|---|---|---|---|---|---|---|---|
| AUTO ZONE | 10/24/2026 | Police: Squad Car Oil Change | $ 52.98 | | 11/5/2026 | Public Safety | 11/30/2026 |
| *TOTAL* | *AUTO ZONE* | | | *$ 52.98* | | | |
| BADGER WELDING SUPPLY, INC | 10/31/2026 | PW/Streets: Monthly Cylinder Rentals | $ 13.95 | | | | |
| *TOTAL* | *BADGER WELDING SUPPLY, INC* | | | *$ 13.95* | | | |
| BFI Waste Services | 10/31/2026 | PW/Refuse: Garbage & Recycling Services | $ 16,808.60 | | 11/12/2026 | Public Works | 11/19/2026 |
| BFI Waste Services | 10/31/2026 | PW/Refuse: Garbage & Recycling Services | $ 5,706.85 | | 11/12/2026 | Public Works | 11/19/2026 |
| *TOTAL* | *BFI Waste Services* | | | *$ 22,515.45* | | | |
| BOARDMAN & CLARK LLP | 11/10/2026 | Legal: Mayor Contact regarding Administrator Resignation | $ 632.50 | | | | |
| BOARDMAN & CLARK LLP | 11/12/2026 | Legal: Police Union Contract Negotiations | $ 1,677.50 | | | | |
| *TOTAL* | *BOARDMAN & CLARK LLP* | | | *$ 2,310.00* | | | |
| *TOTAL* | *Champion Health* | *Payroll: EE Withholding* | | *$ 614.00* | | | |
| COMMAND CENTRAL | 11/1/2026 | ELECTIONS: Renewal of Equipment Hardware Maint Agreement | $ 850.00 | | 11/12/2026 | GenGov't | 11/24/2026 |
| *TOTAL* | *COMMAND CENTRAL* | | | *$ 850.00* | | | |
| COMMUNITY CENTER | 11/16/2026 | Parks & Rec: Lisa Muth - CC Meeting Rooom - Cancelled Reservation | $ 70.00 | | 11/19/2026 | GenGov't | 11/24/2026 |
| COMMUNITY CENTER | 11/9/2026 | Parks & Rec:Jennifer Sidie - CC Gym - Cancelled Reservation | $ 100.00 | | 11/19/2026 | GenGov't | 11/24/2026 |
| *TOTAL* | *COMMUNITY CENTER* | | | *$ 170.00* | | | |
| COMPUTER DOCTORS LLC | 10/29/2026 | Zoning: Updated Laptop | $ 75.00 | | 11/19/2026 | GenGov't | 11/24/2026 |
| *TOTAL* | *COMPUTER DOCTORS LLC* | | | *$ 75.00* | | | |
| *TOTAL* | *Delta Dental - EE Withholding* | | | *$ 614.68* | | | |
| EGOLDFAX | 11/10/2026 | City Hall: Faxing | $ 14.99 | | | GenGov't | 11/24/2026 |
| EGOLDFAX | 11/10/2026 | Police: Faxing | $ 15.00 | | | Public Safety | 11/30/2026 |
| EGOLDFAX | 11/10/2026 | Police: One time Fax Porting Fee | $ 21.00 | | | Public Safety | 11/30/2026 |
| *TOTAL* | *EGOLDFAX* | | | *$ 50.99* | | | |
| FERRELLGAS | 10/26/2026 | PW/Airport: Airport Heat - AIRPORT/HEAT | $ 40.00 | | 11/19/2026 | Public Works | 11/19/2026 |
| *TOTAL* | *FERRELLGAS* | | | *$ 40.00* | | | |
| FIRE PROTECTION SPECIALISTS INC | 8/10/2026 | PW/B&G: Annual Fire Extinguisher Inspections per NFPA 10 | $ 210.48 | | 11/19/2026 | Public Works | 11/19/2026 |
| *TOTAL* | *FIRE PROTECTION SPECIALISTS INC* | | | *$ 210.48* | | | |
| FRONTIER | 11/1/2026 | Police: Voice Grade Channel Termination | $ 10.70 | | 11/12/2026 | Public Safety | 11/30/2026 |
| FRONTIER | 11/9/2026 | PW/Airport: 608-383-0969 Phone Line | $ 151.42 | | 11/19/2026 | Public Works | 11/19/2026 |
| FRONTIER | 11/9/2026 | PW/Airport: 608-647-4237 Phone Line | $ 151.42 | | 11/19/2026 | Public Works | 11/19/2026 |
| *TOTAL* | *FRONTIER* | | | *$ 313.54* | | | |
| GENUINE TELECOM | 11/1/2026 | 1050 N Orange | $ 130.00 | | 11/12/2026 | Park Board | 11/23/2026 |
| GENUINE TELECOM | 11/1/2026 | 1050 N Orange | $ 36.88 | | 11/12/2026 | Park Board | 11/23/2026 |
| GENUINE TELECOM | 11/1/2026 | 1050 N Orange | $ 35.38 | | 11/12/2026 | Park Board | 11/23/2026 |
| GENUINE TELECOM | 11/1/2026 | 1050 N Orange - Alarm | $ 36.88 | | 11/12/2026 | Public Works | 11/19/2026 |
| GENUINE TELECOM | 11/1/2026 | 1050 N Orange Ln 2 | $ 40.63 | | 11/12/2026 | Public Works | 11/19/2026 |
| GENUINE TELECOM | 11/1/2026 | 1050 N Orange Ln 3 | $ 41.88 | | 11/12/2026 | GenGov't | 11/24/2026 |
| GENUINE TELECOM | 11/1/2026 | 450 S Main / Muni Bldng Line #2 | $ 36.88 | | 11/12/2026 | GenGov't | 11/24/2026 |
| GENUINE TELECOM | 11/1/2026 | 608-647-2103 | $ 35.38 | | 11/12/2026 | Public Safety | 11/30/2026 |
| GENUINE TELECOM | 11/1/2026 | 608-647-2104 | $ 36.88 | | 11/12/2026 | Public Safety | 11/30/2026 |
| GENUINE TELECOM | 11/1/2026 | 608-647-3559 | $ 36.13 | | 11/12/2026 | Public Works | 11/19/2026 |
| GENUINE TELECOM | 11/1/2026 | 608-647-6316 | $ 38.75 | | 11/12/2026 | Public Safety | 11/30/2026 |
| GENUINE TELECOM | 11/1/2026 | 608-647-8126 | $ (18.44) | | 11/12/2026 | Public Safety | 11/30/2026 |
| GENUINE TELECOM | 11/1/2026 | Assessor / Muni Bldng Line #3 | $ 42.39 | | 11/12/2026 | GenGov't | 11/24/2026 |

# City of Richland Center - Finance Committee Council Payment Approval Report - December 1, 2026
## Invoices Approved by Dept Head Entered into System between 10/30/2026 and 11/25/2026

| Vendor Name | Inv Date | Description | Amount | Vendor Total | Date Paid | Comm/Board | Date Approved |
|---|---|---|---|---|---|---|---|
| GENUINE TELECOM | 11/1/2026 | City Office / Muni Bldng Line #1 | $ 17.10 | | 11/12/2026 | GenGov't | 11/24/2026 |
| GENUINE TELECOM | 11/1/2026 | Clerk Fax | $ (22.13) | | 11/12/2026 | GenGov't | 11/24/2026 |
| GENUINE TELECOM | 11/1/2026 | Mayor | $ 35.38 | | 11/12/2026 | GenGov't | 11/24/2026 |
| GENUINE TELECOM | 11/1/2026 | Unlimited Fiber & Static IP | $ 140.00 | | 11/12/2026 | GenGov't | 11/24/2026 |
| GENUINE TELECOM | 11/1/2026 | Visitor | $ 35.38 | | 11/12/2026 | GenGov't | 11/24/2026 |
| *TOTAL* | *GENUINE TELECOM* | | | *$ 735.35* | | | |
| G-PRO EXCAVATING LLC | 10/30/2026 | PW/Streets: 2026 Mill Street - Payment App #1 W/ Valley View Drive | $ 42,389.95 | | | Public Works | 11/19/2026 |
| G-PRO EXCAVATING LLC | 10/30/2026 | PW/Streets: 2026 Valley Vew Drive - Payment App #1 | $ 17,491.40 | | | Public Works | 11/19/2026 |
| *TOTAL* | *G-PRO EXCAVATING LLC* | | | *$ 59,881.35* | | | |
| Greater Richland Area Tourism | 10/31/2026 | Room Tax $'s: 70% of Total Q3, 2026 | $ 17,992.67 | | 11/12/2026 | GenGov't | 11/24/2026 |
| *TOTAL* | *Greater Richland Area Tourism* | | | *$ 17,992.67* | | | |
| *TOTAL* | *INTERNAL REVENUE SERVICE - Payroll - ER & EE Share* | | | *$ 36,841.96* | | | |
| JOHNSON CONTROLS FIRE PROTECTION | 8/24/2026 | PW/B&G: City Hall Fire Alarm System Replacement | $ 4,186.00 | | 11/19/2026 | Public Works | 11/19/2026 |
| *TOTAL* | *JOHNSON CONTROLS FIRE PROTECTION* | | | *$ 4,186.00* | | | |
| JOHNSON INSPECTION LLC | 6/19/2026 | Ec Development: 261 East Court / 243 E Court Inspection | $ 708.96 | | | | |
| *TOTAL* | *JOHNSON INSPECTION LLC* | | | *$ 708.96* | | | |
| Johnson Tractor Inc. | 11/6/2026 | PW/B&G: Fuel Pump for Ferris Mower | $ 441.94 | | 11/12/2026 | Public Works | 11/19/2026 |
| *TOTAL* | *Johnson Tractor Inc.* | | | *$ 441.94* | | | |
| KOELSCH, BEN | 11/14/2026 | Elected: Sponsor of Goverment Mtgs on You Tube - Nov 2026 | $ 966.87 | | | GenGov't | 11/24/2026 |
| *TOTAL* | *KOELSCH, BEN* | | | *$ 966.87* | | | |
| LAMAR COMPANIES | 10/26/2026 | Admin/City office: Hwy 14 digital sign | $ 500.00 | | 11/12/2026 | GenGov't | 11/24/2026 |
| *TOTAL* | *LAMAR COMPANIES* | | | *$ 500.00* | | | |
| Liberty Vote USA Inc | 11/5/2026 | Admin: Elections: Annual License | $ 513.24 | | | GenGov't | 11/24/2026 |
| *TOTAL* | *Liberty Vote USA Inc* | | | *$ 513.24* | | | |
| METCO, INC | 11/9/2026 | PW/Airport: Airport Fuel Pump Maintenance - AIRPORT/MAINT-REPAIRS | $ 100.00 | | 11/12/2026 | Public Works | 11/19/2026 |
| *TOTAL* | *METCO, INC* | | | *$ 100.00* | | | |
| *TOTAL* | *MetLife* | *Payroll Employee Withholding* | | *$ 453.70* | | | |
| NORTHEAST WI TECHNICAL C | 11/10/2026 | Police: Training - Denneen | $ 299.00 | | 11/19/2026 | Public Safety | 11/30/2026 |
| *TOTAL* | *NORTHEAST WI TECHNICAL C* | | | *$ 299.00* | | | |
| Options Lab, Inc | 10/31/2026 | Employees: Random Selection (Drug/Alcohol - CDL) | $ 220.00 | | 11/12/2026 | GenGov't | 11/24/2026 |
| Options Lab, Inc | 10/31/2026 | Employees: Random Selection (Drug/Alcohol - CDL) | $ 110.00 | | 11/12/2026 | GenGov't | 11/24/2026 |
| *TOTAL* | *Options Lab, Inc* | | | *$ 330.00* | | | |
| PITNEY BOWES GLOBAL | 11/10/2026 | Admin: Postage Meter Lease - Sep 30-Dec 29 2026 | $ 192.30 | | | GenGov't | 11/24/2026 |
| *TOTAL* | *PITNEY BOWES GLOBAL* | | | *$ 192.30* | | | |
| Police Records & Information Management | 11/13/2026 | Police: Training - Billy & Sarah | $ 463.80 | | 11/19/2026 | Public Safety | 11/30/2026 |
| *TOTAL* | *Police Records & Information Management* | | | *$ 463.80* | | | |
| PREMIER CO-OP | 10/31/2026 | PW/B&G: BLDG-PROP/GASOLINE | $ 1,366.59 | | 11/19/2026 | Public Works | 11/19/2026 |
| PREMIER CO-OP | 10/31/2026 | PW/Streets: Fuel | $ 3,815.08 | | 11/19/2026 | Public Works | 11/19/2026 |
| *TOTAL* | *PREMIER CO-OP* | | | *$ 5,181.67* | | | |
| RHYME BUSINESS PRODUCTS-DALLAS | 11/4/2026 | Office: Copier Lease | $ 20.12 | | 11/19/2026 | GenGov't | 11/24/2026 |
| RHYME BUSINESS PRODUCTS-DALLAS | 11/11/2026 | Office: Copier Lease | $ 477.71 | | 11/19/2026 | GenGov't | 11/24/2026 |
| RHYME BUSINESS PRODUCTS-DALLAS | 10/31/2026 | Police Dept: Copier Lease | $ 207.27 | | 11/12/2026 | Public Safety | 11/30/2026 |
| *TOTAL* | *RHYME BUSINESS PRODUCTS-DALLAS* | | | *$ 705.10* | | | |

# City of Richland Center - Finance Committee Council Payment Approval Report - December 1, 2026
## Invoices Approved by Dept Head Entered into System between 10/30/2026 and 11/25/2026

| Vendor Name | Inv Date | Description | Amount | Vendor Total | Date Paid | Comm/Board | Date Approved |
|---|---|---|---|---|---|---|---|
| *TOTAL* | *RICHLAND CENTER POLICE PROFESSIONAL - EE Withholding* | | | *$ 500.00* | | | |
| *TOTAL* | *RICHLAND CENTER UTILITIE* | | | *$ 15,389.26* | | | |
| RICHLAND ELECTRIC CO-OP | 11/2/2026 | PW/Parks: RC Flood Control | $ 47.28 | | 11/12/2026 | Public Works | 11/19/2026 |
| *TOTAL* | *RICHLAND ELECTRIC CO-OP* | | | *$ 47.28* | | | |
| RICHLAND FIRE DISTRICT | 9/14/2026 | Fire: 2% Fire Dues for 2026 **Due by Jan 31, 2027** Per Contract Amend #2 | $ 20,946.07 | | | GenGov't | 11/24/2026 |
| RICHLAND FIRE DISTRICT | 7/22/2026 | Incident #226121, 07/22/2026, Mathew Williams Accident (Rcvd 10/12/2026) | $ 600.00 | | 11/19/2026 | GenGov't | 11/24/2026 |
| RICHLAND FIRE DISTRICT | 8/16/2026 | Incident #226133, 08/16/2026, Randal Ewing, Fire (Received 10/11/2026) | $ 800.00 | | 11/19/2026 | GenGov't | 11/24/2026 |
| RICHLAND FIRE DISTRICT | 10/14/2026 | Incident #226172, 10/14/2026, Dawn Peich, Vehicle Fire | $ 600.00 | | 11/19/2026 | GenGov't | 11/24/2026 |
| RICHLAND FIRE DISTRICT | 10/23/2026 | Incident #226176, 10/23/2026, Seve Reid, 7121 Hickory Run Waunakee, Accident | $ 612.00 | | 11/12/2026 | GenGov't | 11/24/2026 |
| RICHLAND FIRE DISTRICT | 10/23/2026 | Incident #226177, 10/23/2026, Albert Wiedermann 1237 McArthur Ave Sheboygan Accident | $ 612.00 | | 11/12/2026 | GenGov't | 11/24/2026 |
| RICHLAND FIRE DISTRICT | 10/24/2026 | Incident #226178, 10/24/2026, Panorama Estate LLC, Smoke Investigation | $ 300.00 | | 11/19/2026 | GenGov't | 11/24/2026 |
| RICHLAND FIRE DISTRICT | 10/24/2026 | Incident #226179, 10/24/2026, Gretchen Jelinek, 860 Sunset Richland Center, Accident | $ 600.00 | | 11/12/2026 | GenGov't | 11/24/2026 |
| RICHLAND FIRE DISTRICT | 11/1/2026 | Incident #226190, 11/01/2026, Matthew Turner, 397 W Fifth RC, Fire | $ 300.00 | | | GenGov't | 11/24/2026 |
| RICHLAND FIRE DISTRICT | 11/1/2026 | Incident #226191, 11/01/2026, Hillside Depot RC Fire Call - Smoke Alarm | $ 300.00 | | | GenGov't | 11/24/2026 |
| RICHLAND FIRE DISTRICT | 11/13/2026 | Incident #226198, 11/13/2026, 975 Seminary Street, Accidental Alarm | $ 300.00 | | | GenGov't | 11/24/2026 |
| *TOTAL* | *RICHLAND FIRE DISTRICT* | | | *$ 25,970.07* | | | |
| RICHLAND OBSERVER | 10/31/2026 | Admin: 2027 Budget Publication 10/29/2026 | $ 741.83 | | 11/19/2026 | GenGov't | 11/24/2026 |
| RICHLAND OBSERVER | 10/31/2026 | Clerk: Election Notice - Polling Location Published 10/29/2026 | $ 94.20 | | 11/19/2026 | GenGov't | 11/24/2026 |
| RICHLAND OBSERVER | 10/31/2026 | Clerk: Election Notice - Public Test of Voting Equip | $ 31.40 | | 11/19/2026 | GenGov't | 11/24/2026 |
| RICHLAND OBSERVER | 10/31/2026 | Clerk: Election Notice - Type B - Absentee Ballot | $ 176.63 | | 11/19/2026 | GenGov't | 11/24/2026 |
| RICHLAND OBSERVER | 10/31/2026 | Zoning: Conditional Use Permit Notice - Sebranek | $ 157.00 | | 11/19/2026 | GenGov't | 11/24/2026 |
| RICHLAND OBSERVER | 10/31/2026 | Zoning: FLoodplain Public Hearing Notice | $ 133.46 | | 11/19/2026 | GenGov't | 11/24/2026 |
| *TOTAL* | *RICHLAND OBSERVER* | | | *$ 1,334.52* | | | |
| RUNNING, INC | 11/16/2026 | Taxi: Shared Ride Taxi Service | $ 37,433.02 | | | GenGov't | 11/24/2026 |
| RUNNING, INC | 11/16/2026 | Taxi: Shared Ride Taxi Service - Fare Revenues | $ (3,774.50) | | | GenGov't | 11/24/2026 |
| *TOTAL* | *RUNNING, INC* | | | *$ 33,658.52* | | | |
| *TOTAL* | *SECURIAN FINANCIAL GROUP, INC - Life Insurance - EE & ER Portions* | | | *$ 3,340.83* | | | |
| Slama Equipment | 11/19/2026 | PW/Streets: John Deere 624K Oil, Filters, Hy-Gard | $ 618.47 | | | | |
| *TOTAL* | *Slama Equipment* | | | *$ 618.47* | | | |
| SOUTHWESTERN WI REGIONAL | 9/1/2026 | DOR Innovation Planning Grant GIS Services - Final Balance | $ 18,632.30 | | 11/12/2026 | GenGov't | 11/24/2026 |
| *TOTAL* | *SOUTHWESTERN WI REGIONAL* | | | *$ 18,632.30* | | | |
| TC AUTOWORKS LLC | 11/4/2026 | Police: 2017 Ford Interceptor Oil Change | $ 230.49 | | | Public Safety | 11/30/2026 |
| TC AUTOWORKS LLC | 11/5/2026 | Police: 2025 Durango Pursuit Oil Change | $ 56.87 | | | Public Safety | 11/30/2026 |
| *TOTAL* | *TC AUTOWORKS LLC* | | | *$ 287.36* | | | |
| T-Mobile | 11/7/2026 | Admin/city office: Ashley Oliphant | $ 20.89 | | 11/12/2026 | GenGov't | 11/24/2026 |
| T-Mobile | 11/7/2026 | Admin/city office: Clerk/Treas Cell | $ 34.81 | | 11/12/2026 | GenGov't | 11/24/2026 |
| T-Mobile | 11/7/2026 | Admin/city office: Mayor Cell | $ 34.81 | | 11/12/2026 | GenGov't | 11/24/20 |

# City of Richland Center - Finance Committee Council Payment Approval Report - December 1, 2026
## Invoices Approved by Dept Head Entered into System between 10/30/2026 and 11/25/2026

| Vendor Name | Inv Date | Description | Amount | Vendor Total | Date Paid | Comm/Board | Date Approved |
|---|---|---|---|---|---|---|---|
| T-Mobile | 11/7/2026 | Elected: Brad Wegner | $ 20.89 | | 11/12/2026 | GenGov't | 11/24/2026 |
| T-Mobile | 11/7/2026 | Elected: Chris Jarvis | $ 20.89 | | 11/12/2026 | GenGov't | 11/24/2026 |
| T-Mobile | 11/7/2026 | Elected: Doug Martyniuk | $ 20.89 | | 11/12/2026 | GenGov't | 11/24/2026 |
| T-Mobile | 11/7/2026 | Elected: Frank Hoffman | $ 20.89 | | 11/12/2026 | GenGov't | 11/24/2026 |
| T-Mobile | 11/7/2026 | Elected: Melony Walters | $ 20.89 | | 11/12/2026 | GenGov't | 11/24/2026 |
| T-Mobile | 11/7/2026 | Elected: Rachel Schultz | $ 20.89 | | 11/12/2026 | GenGov't | 11/24/2026 |
| T-Mobile | 11/7/2026 | Elected: Ryan Cairns | $ 20.89 | | 11/12/2026 | GenGov't | 11/24/2026 |
| T-Mobile | 11/7/2026 | Elected: Steve Downs | $ 20.89 | | 11/12/2026 | GenGov't | 11/24/2026 |
| T-Mobile | 11/7/2026 | PW/CC/SC: Mieden Cell | $ 34.82 | | 11/12/2026 | Park Board | 11/23/2026 |
| T-Mobile | 11/7/2026 | PW/Cemetery: Tess Cell | $ 34.81 | | 11/12/2026 | Public Works | 11/19/2026 |
| T-Mobile | 11/7/2026 | PW/office: Darcy Perkins Cell | $ 20.90 | | 11/12/2026 | GenGov't | 11/24/2026 |
| T-Mobile | 11/7/2026 | PW/office: DPW Cell | $ 34.81 | | 11/12/2026 | GenGov't | 11/24/2026 |
| T-Mobile | 11/7/2026 | PW/Streets: Streets Cell | $ 34.81 | | 11/12/2026 | Public Works | 11/19/2026 |
| T-Mobile | 11/7/2026 | Zoning: Administrator Phone | $ 20.89 | | 11/12/2026 | GenGov't | 11/24/2026 |
| *TOTAL* | *T-Mobile* | | | *$ 438.67* | | | |
| UNIVERSAL TRUCK EQUIPMENT | 11/24/2026 | PW/Streets: #61 Salter Parts | $ 405.20 | | | | |
| *TOTAL* | *UNIVERSAL TRUCK EQUIPMENT* | | | *$ 405.20* | | | |
| US BANK | 10/29/2026 | ARPA - Office: OWL for meeting recordings & online video | $ 3,798.00 | | 11/9/2026 | GenGov't | 11/24/2026 |
| US BANK | 11/3/2026 | Elections: Meals for Poll Workers | $ 122.64 | | | GenGov't | 11/24/2026 |
| US BANK | 11/3/2026 | Elections: Meals for Poll Workers | $ 28.97 | | | GenGov't | 11/24/2026 |
| US BANK | 11/3/2026 | Elections: Meals for Poll Workers | $ 6.74 | | | GenGov't | 11/24/2026 |
| US BANK | 11/15/2026 | Office: Holiday Party $420.22, Card $5.58, Furniture Slides $11.98 | $ 5.58 | | | GenGov't | 11/24/2026 |
| US BANK | 11/15/2026 | Office: Holiday Party $420.22, Card $5.58, Furniture Slides $11.98 | $ 11.98 | | | GenGov't | 11/24/2026 |
| US BANK | 11/15/2026 | Office: Holiday Party $420.22, Card $5.58, Furniture Slides $11.98 | $ 420.22 | | | GenGov't | 11/24/2026 |
| US BANK | 11/12/2026 | Office: Training - Misty & Amanda - Master Academy Courses - 3 Day Virtual | $ 299.00 | | | GenGov't | 11/24/2026 |
| US BANK | 11/16/2026 | Parks & Rec: CC Suppplies, Project Board, Paper, Batteries, Etc | $ 138.15 | | | Park Board | 11/23/2026 |
| US BANK | 10/15/2026 | Parks & Rec: CPO Certification - 5 Years | $ 395.00 | | 11/9/2026 | | |
| US BANK | 10/13/2026 | Parks & Rec: Pipe Plug, Mechanical, Hand Tight | $ 168.35 | | 11/9/2026 | | |
| US BANK | 11/10/2026 | Police: 3m Adhesive Tape - office supplies | $ 47.94 | | | Public Safety | 11/30/2026 |
| US BANK | 11/5/2026 | Police: NIC Traffic Violation Registration Program | $ 3.06 | | | Public Safety | 11/30/2026 |
| US BANK | 10/23/2026 | Police: Radio Send in | $ 13.15 | | 11/9/2026 | Public Safety | 11/30/2026 |
| US BANK | 11/6/2026 | Police: Training Meals | $ 10.01 | | | Public Safety | 11/30/2026 |
| US BANK | 11/20/2026 | PW/Employee Hiring - Candidate Assessment | $ 199.00 | | | | |
| US BANK | 9/30/2026 | PW/Streets: Hot Patch Wagon Heater | $ 44.91 | | 11/9/2026 | Public Works | 11/19/2026 |
| *TOTAL* | *US BANK* | | | *$ 5,712.70* | | | |
| VERIZON WIRELESS | 10/21/2026 | POLICE: Cell Phones | $ 555.57 | | 11/5/2026 | Public Safety | 11/30/2026 |
| *TOTAL* | *VERIZON WIRELESS* | | | *$ 555.57* | | | |
| VIERBICHER ASSOCIATES, INC | 11/4/2026 | Admin/Econ Dev: HUD Grant Administration 250923 | $ 123.75 | | | GenGov't | 11/24/2026 |
| *TOTAL* | *VIERBICHER ASSOCIATES, INC* | | | *$ 123.75* | | | |
| WALLACE ELECTRIC LLC | 11/16/2026 | PW/B&G: City Hall Fire Alarm Replacement Work | $ 425.00 | | | Public Works | 11/19/2026 |
| *TOTAL* | *WALLACE ELECTRIC LLC* | | | *$ 425.00* | | | |
| WALSH'S ACE HARDWARE | 11/4/2026 | Parks & Rec: Broom/Dustpan, and Shopping Cart | $ 45.98 | | 11/12/2026 | Park Board | 11/23/2026 |
| WALSH'S ACE HARDWARE | 11/4/2026 | Parks & Rec: Broom/Dustpan, and Shopping Cart | $ 59.99 | | 11/12/2026 | Park Board | 11/23/2026 |

# City of Richland Center - Finance Committee Council Payment Approval Report - December 1, 2026
## Invoices Approved by Dept Head Entered into System between 10/30/2026 and 11/25/2026

| Vendor Name | Inv Date | Description | Amount | Vendor Total | Date Paid | Comm/Board | Date Approved |
|---|---|---|---|---|---|---|---|
| WALSH'S ACE HARDWARE | 11/12/2026 | PW/ Streets: M18 ANG Grinder | $ 359.98 | | 11/19/2026 | GenGov't | 11/24/2026 |
| WALSH'S ACE HARDWARE | 10/30/2026 | PW/B&G: Shop Supplies | $ 61.85 | | 11/19/2026 | GenGov't | 11/24/2026 |
| WALSH'S ACE HARDWARE | 11/24/2026 | PW/Streets: Batteries | $ 53.63 | | | | |
| WALSH'S ACE HARDWARE | 11/17/2026 | PW/Streets: Misc. Fasteners | $ 12.51 | | | | |
| WALSH'S ACE HARDWARE | 11/6/2026 | PW/Streets: Painting Tools & Supplies | $ 8.86 | | 11/12/2026 | GenGov't | 11/24/2026 |
| WALSH'S ACE HARDWARE | 11/6/2026 | PW/Streets: Painting Tools & Supplies | $ 36.93 | | 11/12/2026 | | |
| WALSH'S ACE HARDWARE | 11/12/2026 | PW/Streets: Returned M18 Ang Grinder | $ (179.99) | | 11/19/2026 | GenGov't | 11/24/2026 |
| WALSH'S ACE HARDWARE | 11/12/2026 | PW/Streets: Shop Supplies | $ 6.78 | | 11/19/2026 | GenGov't | 11/24/2026 |
| WALSH'S ACE HARDWARE | 11/17/2026 | PW/Strets: Rake Dual Tine | $ 59.98 | | | | |
| *TOTAL* | *WALSH'S ACE HARDWARE* | | | *$ 526.50* | | | |
| WE ENERGIES | 11/9/2026 | 1050 N Orange CC/SC | $ 48.32 | | 11/19/2026 | Park Board | 11/23/2026 |
| WE ENERGIES | 11/9/2026 | 1055 N Orange Concessions | $ 9.24 | | 11/19/2026 | Park Board | 11/23/2026 |
| WE ENERGIES | 11/9/2026 | 1055 N Orange Pool | $ 23.80 | | 11/19/2026 | Park Board | 11/23/2026 |
| WE ENERGIES | 11/9/2026 | 1100 N Jefferson Parks Dept Garage | $ 9.24 | | 11/19/2026 | Public Works | 11/19/2026 |
| WE ENERGIES | 11/9/2026 | 1300 N Park Cemetery Garage | $ 14.60 | | 11/19/2026 | Public Works | 11/19/2026 |
| WE ENERGIES | 11/9/2026 | 141 W Robb Road | $ 39.30 | | 11/19/2026 | GenGov't | 11/24/2026 |
| WE ENERGIES | 11/9/2026 | 450 S Main / Muni Bldng | $ 34.27 | | 11/19/2026 | GenGov't | 11/24/2026 |
| WE ENERGIES | 11/9/2026 | 950 N Orange - Krouskop Warming | $ 17.28 | | 11/19/2026 | Public Works | 11/19/2026 |
| *TOTAL* | *WE ENERGIES* | | | *$ 196.05* | | | |
| WebstaurantStore | 11/18/2026 | Parks & Rec: CC/SC - New Tables for CC Center | $ 16,559.08 | | | | |
| WebstaurantStore | 11/18/2026 | Parks & Rec: CC/SC - New Tables for CC Center | $ 255.96 | | | | |
| WebstaurantStore | 11/18/2026 | Parks & Rec: CC/SC - New Tables for CC Center | $ 4,901.88 | | | | |
| WebstaurantStore | 11/18/2026 | Parks & Rec: CC/SC - New Tables for CC Center - Shipping & Handling | $ 55.00 | | | | |
| WebstaurantStore | 11/18/2026 | Parks & Rec: CC/SC - New Tables for CC Center - Shipping & Handling | $ 2,374.61 | | | | |
| *TOTAL* | *WebstaurantStore* | | | *$ 24,146.53* | | | |
| WEX BANK | 10/31/2026 | POLICE: Vehicle Fuel | $ 2,886.17 | | 11/12/2026 | Public Safety | 11/30/2026 |
| *TOTAL* | *WEX BANK* | | | *$ 2,886.17* | | | |
| *TOTAL* | *WI Deferred Compensation - payroll - Employee Withholding* | | | *$ 2,429.36* | | | |
| *TOTAL* | *WI Dept of EE Trust Funds - Health & Retirement* | | | *$ 140,039.21* | | | |
| WI DEPT OF JUSTICE-CRIME | 11/16/2026 | Police: Background Checks | $ 35.00 | | | Public Safety | 11/30/2026 |
| *TOTAL* | *WI DEPT OF JUSTICE-CRIME* | | | *$ 35.00* | | | |
| WI DEPT OF REVENUE | 11/4/2026 | SWT TAXES STATE WITHHOLDING TAX Pay Period: 10/30/2026 | $ 3,160.80 | | 11/30/2026 | GenGov't | 11/24/2026 |
| WI DEPT OF REVENUE | 11/19/2026 | SWT TAXES STATE WITHHOLDING TAX Pay Period: 11/13/2026 | $ 3,334.38 | | | GenGov't | 11/24/2026 |
| WI DEPT OF REVENUE-AV FUEL | 10/31/2026 | Aviation Fuel Tax | $ 36.90 | | 11/20/2026 | Public Works | 11/19/2026 |
| *TOTAL* | *WI DEPT OF REVENUE* | | | *$ 6,532.08* | | | |
| WICONNECT WIRELESS LLC | 11/1/2026 | Airport Internet Service 3Mb/s Download | $ 59.99 | | 11/12/2026 | Public Works | 11/19/2026 |
| *TOTAL* | *WICONNECT WIRELESS LLC* | | | *$ 59.99* | | | |
| WIL-KIL PEST CONTROL | 10/14/2026 | Parks: Community Center / Senior Center Pest Control | $ 88.90 | | 11/12/2026 | Park Board | 11/23/2026 |
| WIL-KIL PEST CONTROL | 10/14/2026 | PW/Admin: Municipal Building Pest Control | $ 73.44 | | 11/12/2026 | Public Works | 11/19/2026 |
| WIL-KIL PEST CONTROL | 10/14/2026 | PW/CC/SC: pest control Meyer Shelter | $ 73.44 | | 11/12/2026 | Public Works | 11/19/2026 |
| *TOTAL* | *WIL-KIL PEST CONTROL* | | | *$ 235.78* | | | |
| Wisconsin Economic Development Corporati | 8/25/2026 | Connect Communities - 2027 Participation Fee - Council Agreed to Pay one Year10/7/2025 | $ 200.00 | | 11/5/2026 | GenGov't | 11/24/2026 |
| *TOTAL* | *Wisconsin Economic Development Corporati* | | | *$ 200.00* | | | |

## City of Richland Center - Finance Committee Council Payment Approval Report - December 1, 2026
## Invoices Approved by Dept Head Entered into System between 10/30/2026 and 11/25/2026

| Vendor Name | Inv Date | Description | Amount | Vendor Total | Date Paid | Comm/Board | Date Approved |
|---|---|---|---|---|---|---|---|
| *TOTAL* | *WORKSITE SOLUTIONS - Payroll EE Withholding* | | | *$ 46.70* | | | |
| WPPI ENERGY | 11/1/2026 | LED Street Light Loan Payment 0% Int | $ 421.62 | | 11/30/2026 | GenGov't | 11/24/2026 |
| *TOTAL* | *WPPI ENERGY* | | | *$ 421.62* | | | |
| WPRA | 11/5/2026 | Parks & Rec: 2027 pre-conf session & annual conf registration | $ 390.00 | | 11/12/2026 | Park Board | 11/23/2026 |
| WPRA | 11/1/2026 | PW/CC SC: Membership Fees | $ 150.00 | | 11/5/2026 | Park Board | 11/23/2026 |
| WPRA | 11/1/2026 | PW/CC SC: Membership Fees | $ 150.00 | | 11/5/2026 | Park Board | 11/23/2026 |
| *TOTAL* | *WPRA* | | | *$ 690.00* | | | |

**TOTAL BILLS PRESENTED FOR APPROVAL:** **$ 455,543.74** **General Fund**

Of the Total bills presented for approval**,** excluding Library Bills, **$407,310.99** have been reviewed and audited by the appropriate committee (Public Works, Public Safety, Park Board, and/or General Go as noted on the invoice listing. The remaining **$48,232.75** consists of invoices that have been reviewed and approved by the appropriate department head, but due to timing of meetings and payment due dates, have not yet been presented to the appropriate committee for review and audit. These invoices are authorized for payment by the Common Council and shall be presented to the Appropriate Committee at its next meeting for subsequent review and audit, with the following exceptions, (if any):

***Exeptions:***

***Total Bills Presented: $455,543.74***

***Public Works Reviewed and Audited: $94,495.46***

***Public Safety Reviewed and Audited: $5,101.28***

***Park Board Reviewed and Audited: $1,341.46***

***General Government Reviewed and Audited: $306,372.79***

Filed in the office of the City Clerk/Treasurer

CITY OF RICHLAND CENTER
BALANCE SHEET
OCTOBER 31, 2026

CITY GENERAL FUND

| | | | |
|---|---|---|---|
| | ASSETS | | |
| 10-11001-000 | CASH ON HAND-CITY OFFICE | 104.00 | |
| 10-11002-000 | FUND CASH - CITY GENERAL CHECK | ( 242,575.43) | |
| 10-11010-000 | STATE POOL #1 - GENERAL | 3,507,113.64 | |
| 10-11030-000 | STATE POOL #3 - PANORAMA EST | 291,557.56 | |
| 10-11040-000 | STATE POOL #4 - PROJECTS | 3,072,932.06 | |
| 10-11050-000 | STATE POOL #5 - AFFORDABLE HOU | 900,778.52 | |
| 10-11060-000 | STATE POOL #6 - TID 2-5 | 159,724.20 | |
| 10-11100-000 | TAX COLLECTION | 256.10 | |
| 10-11400-000 | RENEW RC ACCOUNT | 82,556.47 | |
| 10-12100-000 | DELINQUENT PERSONAL PROPERTY T | 45,293.50 | |
| 10-13000-000 | DUE FROM COUNTY FOR SPECIAL AS | 24,279.98 | |
| 10-14100-000 | A/R - OTHER A/R | 122,987.03 | |
| 10-14500-000 | A/R - GENERAL RECEIPTS | 77,150.09 | |
| 10-14600-000 | DUE FROM DEVELOPERS/PANORAMA | ( 69,490.95) | |
| 10-16100-000 | ACCTS REC - ELECTRIC UTILITY | 100,820.00 | |
| 10-16110-000 | ACCTS REC - WATER UTILITY | 99,125.00 | |
| 10-16120-000 | ACCTS REC - SEWER UTILITY | 745.00 | |
| 10-16350-000 | RENEW RC LOAN RECEIVABLE | 57,316.31 | |
| 10-16715-000 | GREATER RICH TOURISM A/R | 9,068.11 | |
| 10-18000-000 | STATE POOL #2 - LANDFILL L/T | 692,031.67 | |
| 10-18100-000 | PARKS/REC/CC ACCOUNT | 12,638.76 | |
| 10-18115-000 | AQUATIC CENTER FUND | 249,795.55 | |
| 10-18130-000 | RDA FUND | 75,396.59 | |
| 10-18140-000 | ROOM TAX ACCOUNT | 36,473.38 | |
| 10-18150-000 | CC/SC GRANT | 4.00 | |
| 10-18160-000 | CENTENNIAL COMMITTEE ACCT/CD | 3,037.53 | |
| 10-18700-000 | CHILD SAFETY FUNDS - RC POLICE | 137.35 | |
| 10-18750-000 | POLICE CANINE FUND | 47,405.42 | |
| 10-18800-000 | CEMETERY PERPETUAL CARE ACCT | 4,282.87 | |
| 10-18850-000 | BOWEN CEMETERY | 878.49 | |
| 10-18900-000 | LANDFILL ESCROW | 643,114.33 | |
| | TOTAL ASSETS | | 10,004,937.13 |
| | LIABILITIES AND EQUITY | | |

CITY OF RICHLAND CENTER
BALANCE SHEET
OCTOBER 31, 2026

CITY GENERAL FUND

| | | | | |
|---|---|---|---|---|
| | LIABILITIES | | | |
| 10-21000-000 | VOUCHERS PAYABLE-CITY GENERAL | | 157,692.30 | |
| 10-21100-000 | ACCOUNTS PAYABLE-OTHER A/R | | ( 62.00) | |
| 10-22000-000 | ACCRUED WAGES PAYABLE | | .01 | |
| 10-22110-000 | W/H TAXES-FEDERAL | | ( 5,717.24) | |
| 10-22120-000 | W/H TAXES-STATE | | ( 3,160.80) | |
| 10-22130-000 | W/H TAXES-FICA/MSS | | ( 12,346.38) | |
| 10-22200-000 | EMPLOYEE SHARE-RETIREMENT | | ( 14,338.88) | |
| 10-22210-000 | EMPLOYEE SHARE-HEALTH INS | | 14,372.95 | |
| 10-22230-000 | EMPLOYEE SHARE-LIFE INS | | 472.79 | |
| 10-22240-000 | EMPLOYEE SHARE-AFLAC | | ( .03) | |
| 10-22250-000 | EMPLOYEE SHARE-COMBINED INS | | ( 1,305.45) | |
| 10-22260-000 | EMPLOYEE SHARE-DENTAL INS | | ( 479.34) | |
| 10-22270-000 | EMPLOYEE SHARE-VISION INS | | ( 77.09) | |
| 10-22310-000 | PYRL DED-WI DEF COMP | | ( 1,213.01) | |
| 10-22330-000 | PYRL DED- SECTION 125/MED/DEP | | 7,410.57 | |
| 10-22410-000 | POLICE DEPT UNION DUES | | ( 250.00) | |
| 10-23300-000 | ACCOUNTS DUE - LEASE/RENT DEP | | 750.00 | |
| 10-25000-000 | DUE TO OTHER GOVERNMENT | | ( 13,031.59) | |
| 10-25100-000 | SALES TAX | | 21.13 | |
| 10-25500-000 | POLICE RESTITUTION/TRIP/TVRP | | 192.93 | |
| 10-26006-000 | UNAPPLIED AR | | 12,499.40 | |
| 10-26140-000 | POSTPONED ARPA AID | | 204,615.29 | |
| | TOTAL LIABILITIES | | | 346,045.56 |
| | FUND EQUITY | | | |
| 10-36000-000 | GENERAL FUND BALANCE | | 10,241,613.57 | |
| | REVENUE OVER EXPENDITURES - YTD | ( 582,722.00) | | |
| | BALANCE - CURRENT DATE | | ( 582,722.00) | |
| | TOTAL FUND EQUITY | | | 9,658,891.57 |
| | TOTAL LIABILITIES AND EQUITY | | | 10,004,937.13 |

CITY OF RICHLAND CENTER
BALANCE SHEET
OCTOBER 31, 2026

FUND 12

| | | | | |
|---|---|---|---|---|
| | ASSETS | | | |
| 12-11002-000 | FUND CASH - DONATION FUND CASH | | 322,222.22 | |
| | TOTAL ASSETS | | | 322,222.22 |
| | LIABILITIES AND EQUITY | | | |
| | FUND EQUITY | | | |
| | REVENUE OVER EXPENDITURES - YTD | 322,222.22 | | |
| | BALANCE - CURRENT DATE | | 322,222.22 | |
| | TOTAL FUND EQUITY | | | 322,222.22 |
| | TOTAL LIABILITIES AND EQUITY | | | 322,222.22 |

CITY OF RICHLAND CENTER
BALANCE SHEET
OCTOBER 31, 2026

GREATER RICHLAND TOURISM

| | | | | |
|---|---|---|---|---|
| | LIABILITIES AND EQUITY | | | |
| | FUND EQUITY | | | |
| 15-31000-000 | TOURISM RETAINED EARNINGS | | 40,123.26 | |
| 15-36000-000 | TOURISM FUND BALANCE | | ( 2,665.02) | |
| | REVENUE OVER EXPENDITURES - YTD | ( 37,458.24) | | |
| | BALANCE - CURRENT DATE | | ( 37,458.24) | |
| | TOTAL FUND EQUITY | | | .00 |
| | TOTAL LIABILITIES AND EQUITY | | | .00 |

CITY OF RICHLAND CENTER
BALANCE SHEET
OCTOBER 31, 2026

LIBRARY FUND

| | | | | |
|---|---|---|---|---|
| | ASSETS | | | |
| 20-11002-000 | FUND CASH | | 379,361.14 | |
| | TOTAL ASSETS | | | 379,361.14 |
| | LIABILITIES AND EQUITY | | | |
| | LIABILITIES | | | |
| 20-21000-000 | LIBRARY VOUCHERS PAYABLE | | 5,212.88 | |
| 20-22110-000 | LIBRARY FEDERAL W/H TAXES | | ( 486.95) | |
| 20-22120-000 | LIBRARY STATE W/H TAXES | | ( 332.60) | |
| 20-22130-000 | LIBRARY FICA/MSS W/H TAXES | | ( 1,508.10) | |
| 20-22200-000 | LIB EMPLOYEE SHARE-RETIREMENT | | ( 883.96) | |
| 20-22210-000 | LIB EMPLOYEE SHARE-HEALTH INS | | 3,444.58 | |
| 20-22230-000 | LIB EMPLOYEE SHARE-LIFE INS | | 40.34 | |
| 20-22270-000 | EMPLOYEE SHARE-VISION INS | | ( 2.36) | |
| 20-22320-000 | LIB PYRL DEDUCTION-125 PLAN/M | | ( 350.00) | |
| 20-22330-000 | LIB PYRL DEDUCTION-125 PLAN/D | | 377.11 | |
| | TOTAL LIABILITIES | | | 5,510.94 |
| | FUND EQUITY | | | |
| 20-31000-000 | LIBRARY RETAINED EARNINGS | | 251,475.09 | |
| | REVENUE OVER EXPENDITURES - YTD | 122,375.11 | | |
| | BALANCE - CURRENT DATE | | 122,375.11 | |
| | TOTAL FUND EQUITY | | | 373,850.20 |
| | TOTAL LIABILITIES AND EQUITY | | | 379,361.14 |

CITY OF RICHLAND CENTER
BALANCE SHEET
OCTOBER 31, 2026

FUND 30

| | | | | |
|---|---|---|---|---|
| | ASSETS | | | |
| 30-11002-000 | RLF CHECKING ACCOUNT | | 176,668.11 | |
| 30-11100-100 | CDBG / RLF CHECKING ACCOUNT | | 5,000.00 | |
| 30-14900-000 | EST UNCOLLECTIBLE RECEIVABLES | | ( 67,069.90) | |
| 30-15325-000 | RLF RECEIVABLE - KIDS STUFF #1 | | 67,069.90 | |
| 30-15370-000 | RLF RECEIVABLE - BRICKHOUSE | | 6.10 | |
| | TOTAL ASSETS | | | 181,674.21 |
| | LIABILITIES AND EQUITY | | | |
| | LIABILITIES | | | |
| 30-26005-000 | DEFERRED REVENUE | | 10,000.00 | |
| | TOTAL LIABILITIES | | | 10,000.00 |
| | FUND EQUITY | | | |
| 30-36000-000 | RLF FUND BALANCE | | 168,862.63 | |
| | REVENUE OVER EXPENDITURES - YTD | 2,811.58 | | |
| | BALANCE - CURRENT DATE | | 2,811.58 | |
| | TOTAL FUND EQUITY | | | 171,674.21 |
| | TOTAL LIABILITIES AND EQUITY | | | 181,674.21 |

CITY OF RICHLAND CENTER
BALANCE SHEET
OCTOBER 31, 2026

ECONOMIC DEVELOPMENT FUND

| | | | | |
|---|---|---|---|---|
| | ASSETS | | | |
| 40-11002-000 | FUND CASH | | 7,919.97 | |
| 40-11010-000 | CDBG CHECKING | | 9,159.21 | |
| 40-14900-000 | EST UNCOLL CDBG LOANS | | ( 12,895.00) | |
| 40-15000-000 | CDBG FUND - ECON DEVELOPMENT | | ( 7,613.50) | |
| 40-15100-000 | ADVANCE - CDBG TO GENERAL | | 141,142.16 | |
| 40-16400-000 | ALLOWANCE FOR UNCOLLECTIBLE CD | | 308,155.55 | |
| | TOTAL ASSETS | | | 445,868.39 |
| | LIABILITIES AND EQUITY | | | |
| | FUND EQUITY | | | |
| 40-36000-000 | GENERAL FUND BALANCE | | 625,978.19 | |
| 40-37000-000 | RERP FUND BALANCE | | 2,386.44 | |
| | REVENUE OVER EXPENDITURES - YTD | ( 182,496.24) | | |
| | BALANCE - CURRENT DATE | | ( 182,496.24) | |
| | TOTAL FUND EQUITY | | | 445,868.39 |
| | TOTAL LIABILITIES AND EQUITY | | | 445,868.39 |

| | 2025 Budget Prev Year 12/31/2025 | 2025 Actual YTD 12/31/2025 | 2025 Budget Less Actual | % | 2026 Budget (Current Year) 12/31/2026 | 2026 Actual YTD 10/31/2026 | 2026 Budget Less Actual | % S/B 83.33% | 2027 Budget Future Year 12/31/2027 | 2026 to 2027 % S/B 83.33% | |
|---|---|---|---|---|---|---|---|---|---|---|---|
| **Administration Office** | | | | | | | | | | | |
| **Revenues** | | | | | | | | | | | |
| *Total Regulation - Licenses & Permits:* | *45,178.00* | *51,980.83* | *(6,802.83)* | *115.06%* | *44,998.00* | *13,606.84* | *31,391.16* | *30.24%* | *40,828.00* | *-9.27%* | |
| *Total Public Charges for Services* | *-* | *23.00* | *(23.00)* | *#DIV/0!* | *-* | *-* | *0.00* | *#DIV/0!* | *-* | *#DIV/0!* | |
| *Total Interest, Dividend, and Misc. Revenues* | *248,600.00* | *417,145.81* | *(168,545.81)* | *167.80%* | *250,000.00* | *333,385.52* | *(83,385.52)* | *133.35%* | *230,600.00* | *-7.76%* | |
| ***Administration Office Revenue Total*** | ***293,778.00*** | ***469,149.64*** | ***(175,371.64)*** | ***159.70%*** | ***294,998.00*** | ***346,992.36*** | ***(51,994.36)*** | ***117.63%*** | ***271,428.00*** | ***-7.99%*** | ***(23,570.00)*** |
| **Expenses** | | | | | | | | | | | |
| *Total City Admin / Clerk / City Treasurer / Office* | *506,355.00* | *502,499.95* | *3,855.05* | *99.24%* | *562,090.00* | *377,453.88* | *184,636.12* | *67.15%* | *561,560.00* | *-0.09%* | |
| *Total Elections* | *14,000.00* | *6,250.63* | *7,749.37* | *44.65%* | *12,400.00* | *8,128.00* | *4,272.00* | *65.55%* | *13,550.00* | *9.27%* | |
| *Total Municipal Building* | *20,000.00* | *19,612.69* | *387.31* | *98.06%* | *38,550.00* | *20,525.42* | *18,024.58* | *53.24%* | *41,110.00* | *6.64%* | |
| ***Administration Office Expense Total*** | ***540,355.00*** | ***528,363.27*** | ***11,991.73*** | ***97.78%*** | ***613,040.00*** | ***406,107.30*** | ***206,932.70*** | ***66.24%*** | ***616,220.00*** | ***0.52%*** | ***3,180.00*** |
| **Net Total Administration Office** | **(246,577.00)** | **(59,213.63)** | **(187,363.37)** | **24.01%** | **(318,042.00)** | **(59,114.94)** | **(258,927.06)** | **18.59%** | **(344,792.00)** | **8.41%** | **26,750.00** |
| **Elected / Appointed Officials** | | | | | | | | | | | |
| **Revenues** | | | | | | | | | | | ***0.00*** |
| **Expenses** | ***89,825.00*** | ***82,288.66*** | ***7,536.34*** | ***91.61%*** | ***81,035.00*** | ***49,794.73*** | ***31,240.27*** | ***61.45%*** | ***67,475.00*** | ***-16.73%*** | ***(13,560.00)*** |
| **Net Total Elected / Appointed Officials** | **(89,825.00)** | **(82,288.66)** | **(7,536.34)** | **91.61%** | **(81,035.00)** | **(49,794.73)** | **(31,240.27)** | **61.45%** | **(67,475.00)** | **-16.73%** | **(13,560.00)** |
| **Assessor** | | | | | | | | | | | |
| **Revenues** | | | | | | | | | | | ***0.00*** |
| **Expenses** | ***18,700.00*** | ***4,002.90*** | ***14,697.10*** | ***21.41%*** | ***49,600.00*** | ***41,148.36*** | ***8,451.64*** | ***82.96%*** | ***49,950.00*** | ***0.71%*** | ***350.00*** |
| **Net Total Assessor** | **(18,700.00)** | **(4,002.90)** | **(14,697.10)** | **21.41%** | **(49,600.00)** | **(41,148.36)** | **(8,451.64)** | **82.96%** | **(49,950.00)** | **0.71%** | **350.00** |
| **Airport** | | | | | | | | | | | |
| **Revenues** | *39,044.00* | *45,698.97* | *(6,654.97)* | *117.04%* | *39,312.00* | *41,985.88* | *(2,673.88)* | *106.80%* | *50,560.00* | *28.61%* | *11,248.00* |
| **Expenses** | 55,075.00 | 26,664.27 | *28,410.73* | *48.41%* | 61,900.00 | 40,724.76 | *21,175.24* | *65.79%* | 66,530.00 | *7.48%* | *4,630.00* |
| | | | | | | | | | | *#DIV/0!* | |
| **Net Total Airport** | **(16,031.00)** | **19,034.70** | **(35,065.70)** | **-118.74%** | **(22,588.00)** | **1,261.12** | **(23,849.12)** | **-5.58%** | **(15,970.00)** | **-29.30%** | **(6,618.00)** |
| **Public Works - Buildings & Grounds & Streets** | | | | | | | | | | | |
| **Revenues** | | | | | | | | | | | |
| *Total Buildings & Grounds* | *800.00* | *692.77* | *107.23* | *86.60%* | *1,000.00* | *-* | *1,000.00* | *0.00%* | *1,000.00* | *0.00%* | *0.00* |
| *Total Streets* | *429,084.00* | *441,659.13* | *(12,575.13)* | *102.93%* | *431,200.00* | *301,184.68* | *130,015.32* | *69.85%* | *401,164.00* | *-6.97%* | *(30,036.00)* |
| ***Buildings & Grounds RevenueTotal*** | ***429,884.00*** | ***442,351.90*** | ***(12,467.90)*** | ***102.90%*** | ***432,200.00*** | ***301,184.68*** | ***131,015.32*** | ***69.69%*** | ***402,164.00*** | ***-6.95%*** | ***(30,036.00)*** |
| **Expenses** | | | | | | | | | | | |
| *Total Buildings & Grounds* | *487,500.00* | *429,014.79* | *58,485.21* | *88.00%* | *150,410.00* | *174,235.95* | *(23,825.95)* | *115.84%* | *207,100.00* | *37.69%* | *56,690.00* |
| *Total Streets* | *837,431.00* | *848,648.06* | *(11,217.06)* | *101.34%* | *677,700.00* | *430,731.38* | *246,968.62* | *63.56%* | *848,140.00* | *25.15%* | *170,440.00* |
| ***Buildings & Grounds Expense Total*** | ***1,324,931.00*** | ***1,277,662.85*** | ***47,268.15*** | ***96.43%*** | ***828,110.00*** | ***604,967.33*** | ***223,142.67*** | ***73.05%*** | ***1,055,240.00*** | ***27.43%*** | ***113,750.00*** |
| **Net Total Public Works (B&G & Streets)** | **(895,047.00)** | **(835,310.95)** | **(59,736.05)** | **93.33%** | **(395,910.00)** | **(303,782.65)** | **(92,127.35)** | **76.73%** | **(653,076.00)** | **64.96%** | **(257,166.00)** |
| **Building & Zoning** | | | | | | | | | | | |
| **Revenues** | ***8,050.00*** | ***18,657.13*** | ***(10,607.13)*** | ***231.77%*** | ***12,000.00*** | ***23,967.41*** | ***(11,967.41)*** | ***199.73%*** | ***20,000.00*** | ***66.67%*** | ***8,000.00*** |
| **Expenses** | ***104,000.00*** | ***89,162.76*** | ***14,837.24*** | ***85.73%*** | ***97,550.00*** | ***28,767.79*** | ***68,782.21*** | ***29.49%*** | ***108,705.00*** | ***11.44%*** | ***11,155.00*** |
| **Net Total Building & Zoning** | **(95,950.00)** | **(70,505.63)** | **(25,444.37)** | **73.48%** | **(85,550.00)** | **(4,800.38)** | **(80,749.62)** | **5.61%** | **(88,705.00)** | **3.69%** | **3,155.00** |
| **Cemetery** | | | | | | | | | | | |
| **Revenues** | ***32,810.00*** | ***42,080.00*** | ***(9,270.00)*** | ***128.25%*** | ***34,500.00*** | ***35,075.00*** | ***(575.00)*** | ***101.67%*** | ***50,800.00*** | ***47.25%*** | ***16,300.00*** |
| **Expenses** | ***10,050.00*** | ***4,656.72*** | ***5,393.28*** | ***46.34%*** | ***87,650.00*** | ***54,461.12*** | ***33,188.88*** | ***62.13%*** | ***90,110.00*** | ***2.81%*** | ***2,460.00*** |
| **Net Total Cemetery** | **22,760.00** | **37,423.28** | **(14,663.28)** | **164.43%** | **(53,150.00)** | **(19,386.12)** | **(33,763.88)** | **36.47%** | **(39,310.00)** | **-26.04%** | **(13,840.00)** |
| **Economic Development** | | | | | | | | | | | |
| **Revenues** | *-* | ***204,814.02*** | ***(204,814.02)*** | | *-* | ***117,052.03*** | ***0.00*** | ***#DIV/0!*** | *-* | ***#DIV/0!*** | ***0.00*** |
| **Expenses** | ***80,770.00*** | ***290,434.41*** | ***(209,664.41)*** | ***359.58%*** | ***129,425.00*** | ***176,605.93*** | ***(47,180.93)*** | ***136.45%*** | ***136,925.00*** | ***5.79%*** | ***7,500.00*** |
| **Net Total Economic Development** | **(80,770.00)** | **(85,620.39)** | **4,850.39** | **106.01%** | **(129,425.00)** | **(59,553.90)** | **47,180.93** | **46.01%** | **(136,925.00)** | **5.79%** | **7,500.00** |
| **Public Safety** | | | | | | | | | | | |
| **Revenues** | | | | | | | | | | | |
| *Total Police Department* | *121,041.00* | *134,183.01* | *(13,142.01)* | *110.86%* | *137,902.00* | *104,816.98* | *33,085.02* | *76.01%* | *142,990.00* | *3.69%* | |
| *Total Fire & EMS* | *18,000.00* | *19,118.84* | *(1,118.84)* | *106.22%* | *17,800.00* | *20,946.07* | *(3,146.07)* | *117.67%* | *20,950.00* | *17.70%* | |
| *Total Health & Human Services* | | | | | | | | | | | |
| ***Public Safety Revenue Total*** | ***139,041.00*** | ***153,301.85*** | ***(14,260.85)*** | ***110.26%*** | ***155,702.00*** | ***125,763.05*** | ***29,938.95*** | ***80.77%*** | ***163,940.00*** | ***5.29%*** | ***8,238.00*** |
| **Expenses** | | | | | | | | | | | |
| *Total Police Department* | *1,665,179.00* | *1,674,331.68* | *(9,152.68)* | *100.55%* | *1,894,017.00* | *1,428,611.47* | *465,405.53* | *75.43%* | *1,830,770.00* | *-3.34%* | *(63,247.00)* |
| *Total Fire & EMS* | *268,685.00* | *282,368.30* | *(13,683.30)* | *105.09%* | *327,741.00* | *308,605.46* | *19,135.54* | *94.16%* | *303,956.00* | *-7.26%* | |
| *Total Health & Human Services* | *2,000.00* | *5,977.28* | *(3,977.28)* | *298.86%* | *1,000.00* | *5,435.63* | *(4,435.63)* | *543.56%* | *1,000.00* | *0.00%* | |
| ***Public Safety Expense Total*** | ***1,935,864.00*** | ***1,962,677.26*** | ***(26,813.26)*** | ***101.39%*** | ***2,222,758.00*** | ***1,742,652.56*** | ***480,105.44*** | ***78.40%*** | ***2,135,726.00*** | ***-3.92%*** | ***(87,032.00)*** |
| **Net Total Public Safety** | **(1,796,823.00)** | **(1,809,375.41)** | **12,552.41** | **100.70%** | **(2,067,056.00)** | **(1,616,889.51)** | **(450,166.49)** | **78.22%** | **(1,971,786.00)** | **-4.61%** | **(95,270.00)** |
| **Culture - Aquatic, CC/SC, Parks, Recreation** | | | | | | | | | | | |

| | 2025 Budget Prev Year 12/31/2025 | 2025 Actual YTD 12/31/2025 | 2025 Budget Less Actual | % | 2026 Budget (Current Year) 12/31/2026 | 2026 Actual YTD 10/31/2026 | 2026 Budget Less Actual | % S/B 83.33% | 2027 Budget Future Year 12/31/2027 | 2026 to 2027 % S/B 83.33% | |
|---|---|---|---|---|---|---|---|---|---|---|---|
| **Revenues** | | | | | | | | | | | |
| *Total Aquatic Center* | *167,000.00* | *240,311.61* | *(73,311.61)* | *143.90%* | *175,000.00* | *134,504.75* | *40,495.25* | *76.86%* | *184,000.00* | *5.14%* | *9,000.00* |
| *Total Symons Center* | | | | | | | | | | *#DIV/0!* | *0.00* |
| *Total Community / Senior Center* | *32,500.00* | *42,303.79* | *(9,803.79)* | *130.17%* | *48,140.00* | *46,862.57* | *1,277.43* | *97.35%* | *52,140.00* | *8.31%* | *4,000.00* |
| *Total Recreation* | *14,300.00* | *21,313.01* | *(7,013.01)* | *149.04%* | *23,300.00* | *22,758.50* | *541.50* | *97.68%* | *23,300.00* | *0.00%* | *0.00* |
| *Total Parks* | *25,500.00* | *26,683.03* | *(1,183.03)* | *104.64%* | *24,000.00* | *16,360.50* | *7,639.50* | *68.17%* | *15,000.00* | *-37.50%* | *(9,000.00)* |
| ***Parks & Recreation Revenue Total*** | ***239,300.00*** | ***330,611.44*** | ***(91,311.44)*** | ***138.16%*** | ***270,440.00*** | ***220,486.32*** | ***49,953.68*** | ***81.53%*** | ***274,440.00*** | ***1.48%*** | ***4,000.00*** |
| **Expenses** | | | | | | | | | | | |
| *Total Aquatic Center* | *224,510.00* | *186,040.28* | *38,469.72* | *82.87%* | *244,250.00* | *203,958.40* | *40,291.60* | *83.50%* | *252,260.00* | *3.28%* | *8,010.00* |
| *Total Symons Center* | *55,000.00* | *86,804.63* | *(31,804.63)* | *157.83%* | *53,200.00* | *12,091.13* | *41,108.87* | *22.73%* | *35,500.00* | *-33.27%* | *(17,700.00)* |
| *Total Community / Senior Center* | *266,766.00* | *259,609.92* | *7,156.08* | *97.32%* | *339,220.00* | *244,168.81* | *95,051.19* | *71.98%* | *330,580.00* | *-2.55%* | *(8,640.00)* |
| *Total Recreation* | *47,250.00* | *36,409.25* | *10,840.75* | *77.06%* | *45,500.00* | *42,237.99* | *3,262.01* | *92.83%* | *45,500.00* | *0.00%* | *0.00* |
| *Total Parks* | *20,500.00* | *20,033.22* | *466.78* | *97.72%* | *261,250.00* | *38,148.05* | *223,101.95* | *14.60%* | *81,810.00* | *-68.69%* | *(179,440.00)* |
| ***Parks & Recreation Expense Total:*** | ***614,026.00*** | ***588,897.30*** | ***25,128.70*** | ***95.91%*** | ***943,420.00*** | ***540,604.38*** | ***402,815.62*** | ***57.30%*** | ***745,650.00*** | ***-20.96%*** | ***(197,770.00)*** |
| **Net Total Culture** | **(374,726.00)** | **(258,285.86)** | **(116,440.14)** | **68.93%** | **(672,980.00)** | **(320,118.06)** | **(352,861.94)** | **47.57%** | **(471,210.00)** | **-29.98%** | **(201,770.00)** |
| **Refuse** | | | | | | | | | | | |
| **Revenues** | | | | | | | | | | | |
| *Total Garbage & Recycling* | *287,000.00* | *328,180.29* | *(41,180.29)* | *114.35%* | *331,280.00* | *280,848.07* | *50,431.93* | *84.78%* | *346,000.00* | *4.44%* | |
| *Total Landfill* | *69,000.00* | *81,919.95* | *(12,919.95)* | *118.72%* | *15,250.00* | *20,055.00* | *(4,805.00)* | *131.51%* | *-* | *-100.00%* | |
| ***Refuse Revenue Total*** | ***356,000.00*** | ***410,100.24*** | ***(54,100.24)*** | ***115.20%*** | ***346,530.00*** | ***300,903.07*** | ***45,626.93*** | ***86.83%*** | ***346,000.00*** | ***-0.15%*** | ***(530.00)*** |
| **Expenses** | | | | | | | | | | | |
| *Total Garbage & Recycling* | *282,000.00* | *288,065.32* | *(6,065.32)* | *102.15%* | *295,000.00* | *234,605.50* | *60,394.50* | *79.53%* | *324,100.00* | *9.86%* | |
| *Total Landfill* | *85,770.00* | *74,058.64* | *11,711.36* | *86.35%* | *31,650.00* | *16,961.27* | *14,688.73* | *53.59%* | *35,060.00* | *10.77%* | |
| ***Refuse Expense Total*** | ***367,770.00*** | ***362,123.96*** | ***5,646.04*** | ***98.46%*** | ***326,650.00*** | ***251,566.77*** | ***75,083.23*** | ***77.01%*** | ***359,160.00*** | ***9.95%*** | ***32,510.00*** |
| **Net Total Refuse** | **(11,770.00)** | **47,976.28** | **(59,746.28)** | **-407.61%** | **19,880.00** | **49,336.30** | **(29,456.30)** | **248.17%** | **(13,160.00)** | **-166.20%** | **33,040.00** |
| **Fire Calls** | | | | | | | | | | | |
| **Revenues** | ***25,000.00*** | ***21,194.00*** | | | ***25,000.00*** | ***11,496.00*** | ***13,504.00*** | ***45.98%*** | ***20,000.00*** | ***-20.00%*** | |
| **Expenses** | ***20,000.00*** | ***19,494.00*** | ***506.00*** | ***97.47%*** | ***25,000.00*** | ***12,296.00*** | ***12,704.00*** | ***49.18%*** | ***20,000.00*** | ***-20.00%*** | |
| **Net Total Fire Calls** | **5,000.00** | **1,700.00** | **(506.00)** | **34.00%** | **-** | **(800.00)** | **800.00** | **#DIV/0!** | **-** | **#DIV/0!** | |
| **Taxi** | | | | | | | | | | | |
| **Revenues** | ***375,000.00*** | ***277,005.45*** | | | ***341,608.00*** | ***40,020.50*** | ***301,587.50*** | ***11.72%*** | ***-*** | ***-100.00%*** | ***(341,608.00)*** |
| **Expenses** | ***375,000.00*** | ***355,760.66*** | ***19,239.34*** | ***94.87%*** | ***397,220.00*** | ***129,293.15*** | ***267,926.85*** | ***32.55%*** | ***-*** | ***-100.00%*** | ***(397,220.00)*** |
| **Net Total Taxi** | **-** | **(78,755.21)** | **(19,239.34)** | **#DIV/0!** | **(55,612.00)** | **(89,272.65)** | **33,660.65** | **160.53%** | **-** | **-100.00%** | **(55,612.00)** |
| **Room Tax / Tourism (City Portion Only - 30%, Greater Richland Tourism 70%)** | | | | | | | | | | | |
| **Revenues** | ***122,375.00*** | ***57,698.76*** | ***64,676.24*** | ***47.15%*** | ***28,760.00*** | ***65,873.02*** | ***(37,113.02)*** | ***229.04%*** | ***96,190.00*** | ***234.46%*** | ***67,430.00*** |
| **Expenses** | ***150,843.00*** | ***44,260.76*** | ***106,582.24*** | ***29.34%*** | ***26,965.00*** | ***39,509.07*** | ***(12,544.07)*** | ***146.52%*** | ***72,000.00*** | ***167.01%*** | ***45,035.00*** |
| **Net Room Tax /Tourism** | **(28,468.00)** | **13,438.00** | **(41,906.00)** | **-47.20%** | **1,795.00** | **26,363.95** | **(24,568.95)** | **1468.74%** | **24,190.00** | **1247.63%** | **(22,395.00)** |
| **All Other - Not listed within a Specific Department** | | | | | | | | | | | |
| **Revenues** | | | | | | | | | | | |
| *Total Tax Levy* | *2,332,552.00* | *2,332,552.00* | *0.00* | *100.00%* | *2,335,854.00* | *2,143,812.10* | *192,041.90* | *91.78%* | *2,423,652.00* | *3.76%* | *48,473.04* |
| *Total Other Taxes (PILOT, Mobile Homes, Etc)* | *544,000.00* | *571,070.58* | *(27,070.58)* | *104.98%* | *593,700.00* | *457,032.70* | *136,667.30* | *76.98%* | *582,368.00* | *-1.91%* | |
| *Total Intergvmnt'l - State & Fed Aid + Grants + Utility Reimb* | *139,495.00* | *150,576.13* | *(11,081.13)* | *107.94%* | | | *0.00* | *#DIV/0!* | | *#DIV/0!* | |
| *Total Franchise Fees* | | | *0.00* | *#DIV/0!* | | | *0.00* | *#DIV/0!* | | *#DIV/0!* | |
| *Total Interest Income* | | | *0.00* | *#DIV/0!* | | | *0.00* | *#DIV/0!* | | *#DIV/0!* | |
| *Total Miscellaneous Revenues* | *1,851,258.00* | *1,763,712.82* | *87,545.18* | *95.27%* | *2,030,706.00* | *840,381.58* | *1,190,324.42* | *41.38%* | *1,998,737.00* | *-1.57%* | |
| *Total Grants/Debt Service/Designated Fund Transfers/Etc - For Sp* | *-* | *-* | *0.00* | *#DIV/0!* | *-* | *-* | *0.00* | *#DIV/0!* | *4,280,250.00* | *#DIV/0!* | |
| ***All Other Revenue Total*** | ***4,867,305.00*** | ***4,817,911.53*** | ***49,393.47*** | ***98.99%*** | ***4,960,260.00*** | ***3,441,226.38*** | ***1,519,033.62*** | ***69.38%*** | ***9,285,007.00*** | ***87.19%*** | |
| **Expenses** | | | | | | | | | | | |
| *Total Insurance* | *293,700.00* | *120,948.13* | *172,751.87* | *41.18%* | *158,700.00* | *111,916.34* | *46,783.66* | *70.52%* | *120,500.00* | *-24.07%* | *(38,200.00)* |
| *Total Audit & Legal* | *152,500.00* | *113,163.69* | *39,336.31* | *74.21%* | *130,000.00* | *114,819.86* | *15,180.14* | *88.32%* | *151,000.00* | *16.15%* | *21,000.00* |
| *Total Data Processing* | *54,300.00* | *55,582.97* | *(1,282.97)* | *102.36%* | *69,400.00* | *38,219.41* | *31,180.59* | *55.07%* | *70,500.00* | *1.59%* | *1,100.00* |
| *Total Celebrations* | *-* | *-* | *0.00* | *#DIV/0!* | *-* | *-* | *0.00* | *#DIV/0!* | *-* | *#DIV/0!* | *0.00* |
| *Total Debt Service* | *416,384.00* | *369,742.87* | *46,641.13* | *88.80%* | *414,628.00* | *413,690.34* | *937.66* | *99.77%* | *498,810.00* | *20.30%* | *84,182.00* |
| *Total Unallocated Contingency* | *42,670.00* | *693.64* | *41,976.36* | *1.63%* | *2,749,000.00* | *46,988.75* | *2,702,011.25* | *1.71%* | *4,335,681.00* | *57.72%* | *1,586,681.00* |
| ***All Other Expense Total*** | ***959,554.00*** | ***660,131.30*** | ***299,422.70*** | ***68.80%*** | ***3,521,728.00*** | ***725,634.70*** | ***2,796,093.30*** | ***20.60%*** | ***5,176,491.00*** | ***46.99%*** | |
| **Net Total All Other** | **3,907,751.00** | **4,157,780.23** | **(250,029.23)** | **106.40%** | **1,438,532.00** | **2,715,591.68** | **(1,277,059.68)** | **188.78%** | **4,108,516.00** | **185.60%** | |

| | 2025 Budget Prev Year 12/31/2025 | 2025 Actual YTD 12/31/2025 | 2025 Budget Less Actual | % | 2026 Budget (Current Year) 12/31/2026 | 2026 Actual YTD 10/31/2026 | 2026 Budget Less Actual | % S/B 83.33% | 2027 Budget Future Year 12/31/2027 | 2026 to 2027 % S/B 83.33% |
|---|---|---|---|---|---|---|---|---|---|---|
| **Capital Outlay** | | | | | | | | | | |
| **Revenues** | | | | | | | | | | |
| *ARPA Funds* | *123,000.00* | *82,614.14* | *40,385.86* | *67.17%* | *-* | *-* | *0.00* | *#DIV/0!* | *-* | *#DIV/0!* |
| *Grant Funds* | *3,140,000.00* | *96,559.73* | *3,043,440.27* | *3.08%* | *2,749,000.00* | *-* | *2,749,000.00* | *0.00%* | *-* | *-100.00%* |
| *Other Miscellaneous* | *5,000.00* | *13,318.45* | *(8,318.45)* | *266.37%* | *-* | *1,888.05* | *(1,888.05)* | *#DIV/0!* | *-* | *#DIV/0!* |
| *Transfers In / Undesignated Funds Used* | *-* | *17,479.00* | *(17,479.00)* | *#DIV/0!* | *1,352,433.50* | *-* | *1,352,433.50* | *0.00%* | *723,000.00* | *-46.54%* |
| ***Capital Outlay Revenue Total*** | ***3,268,000.00*** | ***209,971.32*** | ***3,058,028.68*** | ***6.43%*** | ***4,101,433.50*** | ***1,888.05*** | ***4,099,545.45*** | ***0.05%*** | ***723,000.00*** | ***-82.37%*** |
| **Expenses** | | | | | | | | | | |
| ***Capital Outlay Expense Total*** | ***3,781,250.00*** | ***196,785.81*** | ***3,584,464.19*** | ***5.20%*** | ***1,518,100.00*** | ***417,803.03*** | ***1,100,296.97*** | ***27.52%*** | ***690,500.00*** | ***-54.52%*** |
| **Net Capital Outlay** | **(513,250.00)** | **13,185.51** | **(526,435.51)** | **-2.57%** | **2,583,333.50** | **(415,914.98)** | **2,999,248.48** | **-16.10%** | **32,500.00** | **-98.74%** |
| **Revenues** | $ 10,195,587.00 | $ 7,500,546.25 | $ 2,593,240.20 | *73.57%* | $ 11,042,743.50 | $ 5,073,913.75 | $ 6,085,881.78 | *45.95%* | $ 11,703,529.00 | *5.98%* $ 660,785.50 |
| **Expenditures** | $ 10,428,013.00 | $ 6,493,366.89 | $ 3,934,646.11 | *62.27%* | $ 10,930,151.00 | $ 5,261,936.98 | $ 5,668,214.02 | *48.14%* | $ 11,390,682.00 | *4.21%* $ 460,531.00 |
| **Library Transfer Out** | $ 306,969.00 | $ 306,969.00 | $ - | *100.00%* | $ 312,428.00 | $ 312,428.00 | $ - | *100.00%* | $ 312,847.00 | *0.13%* |
| **Net Revenue Less Expenditure** | **$ (539,395.00)** | **$ 700,210.36** | **$ (1,341,405.91)** | | **$ (199,835.50)** | **$ (500,451.23)** | **$ 417,667.76** | | **$ -** | |
| Ferguson Land Purchase (Contingency Funds) | | $ 646,468.29 | | | | | | | (723,000.00) | 10-49800-000 |
| ***Actual Net / Revenue Over Expense*** | ***$ (539,395.00)*** | ***$ 1,346,678.65*** | ***$ (1,341,405.91)*** | | ***$ (199,835.50)*** | ***$ (500,451.23)*** | ***$ 417,667.76*** | | ***$ (723,000.00)*** | Designated Funds Allocated |

# CITY OF RICHLAND CENTER - AGENDA ITEM DATA SHEET

**Agenda Item:** City Treasurer's Report

**Committee Review:** N/A

**Meeting Date:** Budget Committee & Common Council – December 1, 2026

**Presented by:** Misty Molzof, Treasurer

Requesting Write-off of the following delinquent personal property taxes - $$44,025.97

| Business Name & PP Tax Year | Action | Amount Due |
|---|---|---|
| **Cinco de Mayo** | **Write-Off** | **448.14** |
| 2020 | | 210.51 |
| 2021 | | 237.63 |
| **Computer & Recycling Store** | **Write-Off** | **5.20** |
| 2020 | | 5.20 |
| **Dairy Queen** | **Letter Mailed** | **4,204.70** |
| 2017 | | 2,137.89 |
| 2018 | | 2,066.81 |
| **DS Services of America** | **Write-Off** | **82.97** |
| 2021 | | 82.97 |
| **Gordy's Richland Center Foods** | **Write-Off** | **39,284.96** |
| 2017 | | 39,284.96 |
| **Grand Total** | | **44,025.97** |

PROPOSAL PREPARED FOR

# City of Richland Center

Total Administrative Services Corporation

Date Submitted:
**9/29/2027**

**SUBMITTED TO:**

Misty Molzof
Ashley.oliphant@richlandcenterwi.gov
#608-647-3466 Ext200

TASC®

**PREPARED BY:**

Kelly Erdman – Direct Sales Director
kelly.erdman@tasconline.com

## WHY TASC

**It started with a desire to help a friend.**
Total Administrative Services Corporation (TASC) was founded on a simple belief: regular people should be able to receive the same tax advantages as large corporations.

In the process, we brought simplicity to one of the most complicated systems in the world: the US tax code. The solution worked so well, we continued to invent products that transformed the lives of farmers and other entrepreneurs, their families, and their communities. And we're still in the life-changing business for employers of all sizes, in all markets, today.

After more than 50 years in the benefit administration industry, our conviction is stronger than ever. We've discovered a new way to remove complexity, a new way to help Americans pay less tax and invest more in their health and prosperity.

We are committed to understanding our clients' needs and ambitions and will configure a solution, whether they have one employee or one million. Because when Americans have more money to spend, when they invest in their health, when they have the tools to support their families, when they give back to their communities, when they save and grow, **we all benefit.**

---

**We're proud to help more than 80,000+ organizations offer benefit accounts to millions of their employees all across the US. That's a lot of money saved, a lot of people helped, and a lot of good to share.**

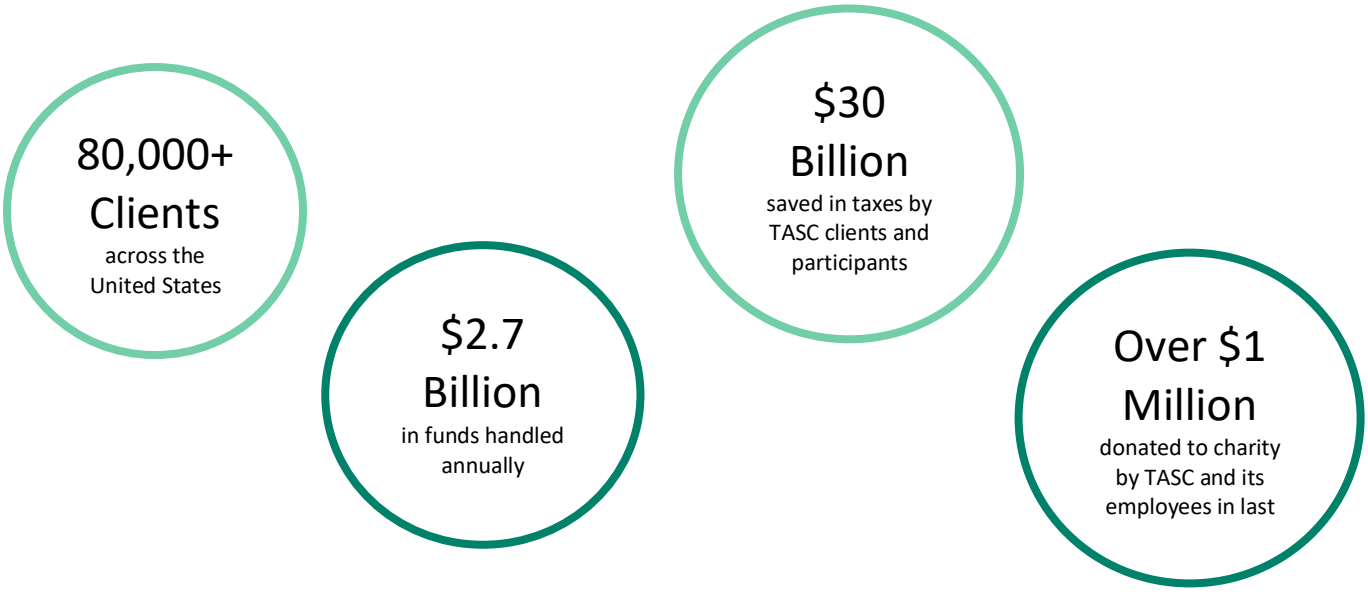

# Introducing MyTASC

**Our customers asked for it, and we delivered it!**

MyTASC is a single sign-on platform that combines our Continuation Services (COBRA) with our Universal Benefit Accounts (UBA) accounts. This *smart solution* offers an "endless aisle" option to meet your evolving business needs. Not only does it provide ease to the employer, but it is also employee centric. It allows the employee to respond to and manage diverse needs of the workforce at any life stage and throughout all phases of the employment life cycle.

**With TASC MyTASC, Employers Can Now…**

| | |
|---|---|
| **1. Build a Benefit Plan to Meet Your Unique Needs:** | Have the flexibility to customize benefit offerings that meets unique and evolving workforce needs. |
| **2. Remove Complexity:** | Make it easy to reap maximum tax savings and navigate benefit rules and regulations. |
| **3. Save Time and Money** | Manage all benefits with one card, one website, one app – an all-access pass to maximize efficiency and value. |




**Single Sign-On with Access to Everything.** Your UBA benefit plan and continuation accounts within one experience means no more toggling between systems!



**Better, More Responsive Service.** Integration of all systems makes service requests easier and allows those requests to funnel into one customer service flow. Making administration straight-forward and response times more palatable.



**Participants Pay *Their* Way.** Participants can use TASC Card or any other major credit/debit card for premium payments, set up auto-pay or choose to print and send coupons with check via mail - and they can do it "on the go" through the app!



**Integrated Web-based & Mobile Participant Experience.** All accounts are accessible in ways that work for the participant.



**Industry-Leading Security.** 24-hour back-up and 30-day back-up storage from ransomware; Role-based and Biometric security across all offerings.

# WHY UNIVERSAL BENEFIT ACCOUNT®

**Take pride in choosing a groundbreaking benefits solution that returns value to your company.**

For most employers, benefit accounts are separate, based on no single vendor having a total comprehensive solution. In fact, most employers still use 'siloed' platforms today with separate vendors, separate systems and processes, separate cards to pay with, separate websites and logins, and separate passwords to remember. That's no fun!

83%
say a seamless experience across all devices is important [1]

TASC decided to take a different approach. A **single way** to focus on the universal outcome that all benefit accounts share: easy accessto your accounts with the technology that life demands!

Thus, the Universal Benefit Account (UBA) system was born.

This forward-thinking approach will set you apart and give you access to features that matter:

93%
say benefit customization is a *"must have"* or *"nice to have"* feature [2]

- ✓ ***Attract and retain top talent.*** Show employees you care with a benefits experience built around their needs. Easily build a benefit plan that sets you apart in the marketplace. Choose from FSA, HSA, HRA and over 50 other benefits, all on one instantly configurable platform.
- ✓ ***Simplify administration.*** When a regulation changes or your needs evolve, there are no new contracts to sign or employee data to recapture. Simply turn on a new benefit that is seamlessly integrated into our platform.
- ✓ ***Confidence in a trusted partner.*** Our solution and commitment is backed by over 45 years of industry experience. We invest in you because we know how important your investment is to your business and employees.

**But don't take our word for it, check out what some TASC clients have to say about their UBA experience!**

*"TASC Healthcare and Dependent Care FSA is very helpful to our employees so they use less of their disposable income and save money on their medical and childcare expenses. I love the mobile app. It is super easy to use and the information you need is always quick and easily accessible."*

*"It's easy to use, there are several easy options to get reimbursed, and the online system is rather user-friendly. Customer service is great, and having used it over several years I highly recommend it as an FSA plan."*

[1] Society for Human Resource Management Employee Benefits Survey; March 2018
[2] MetLife Employee Benefit Trends; 2021

## WHAT SETS US APART FROM THE OTHERS...

**Our commitment to excellence and innovation extends far beyond the clients we serve.**

We help organizations of all sizes focus more on employees and culture and less on administrative tasks. We listen to employers and their employees and respond with innovative solutions that integrate technology, tailored customer service, and quick, transparent processing. No matter how the industry changes or your needs evolve, we'll be here to listen and grow alongside you.



**Robust Service Offerings:** From Universal Benefit Account, to Continuation, to Compliance– we have you covered!



**Best-In-Class Onboarding:** Every new TASC client receives an Implementation Call to ensure a quicker, easier, and more accurate implementation of their benefit and compliance programs with TASC.



**Endless Aisle:** The endless aisle showcases the power of Universal Benefit Account. With 50+ existing accounts, TASC will always be positioned to stand up an infinite number of accounts based on client, market, or legislative needs.



**Audit Guarantee:** Our Audit Guarantee gives our clients and distributors peace of mind knowing TASC stands behind our offering and will support our client in the event of an audit.



**Fastest Access to Funds:** MyCash is the fastest reimbursement model in the benefit administration industry and reimburses participants within hours of their claims submission and approval.



**Access to Plan Advisors:** Current UBA clients will have access to an advisor, who can help you plan, select and tackle important employee benefit account decisions as your business evolves.



**Participants Save with Beneshop:** Beneshop makes shopping for healthcare products easier and more affordable. Your participants can shop FSA/HSA eligible items on Beneshop from their mobile app all while saving more money!

# ONE EXPERIENCE

**Universal Benefit Account delivers a single, consistent, intuitive experience across all devices and services, for HR and employees alike.**

Imagine the time and money savings by integrating all the benefit accounts on one platform. Self-service tools across an intuitive employee digital experience also help replace calls to HR and drives engagement.

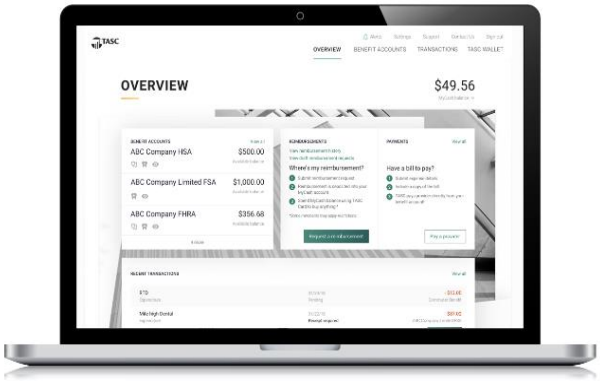


## ONE Web Portal

✓ One-stop, online access to **all** enrolled accounts.
✓ Help is a click or call away. Get the support you need, anytime and anywhere!
✓ Easily preform routine **functions on-demand** like add, enroll and terminate employees in a benefit plan.
✓ Access to **robust reporting**! Clients can access reports on enrollment, funding, participant balance summary, and month-end statement suite!
✓ **EDI feeds** from a variety of systems. Simplify enrollment, eligibility management, and payroll deductions.

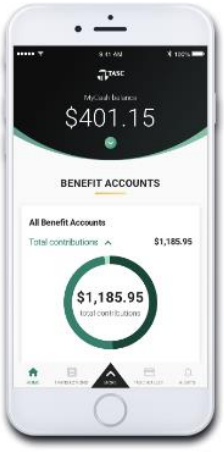


## ONE Mobile App

✓No need for a shoe-box full of receipts. Keep them in one convenient place with **Receipt Repository**.
✓Stay informed on where and how your benefit dollars are being used with Alerts.
✓Take a picture of your bill and submit. We'll pay it with the **Picture to Pay the Provider** feature on the app.
✓Easy 24/7 secure access to benefit information with One Password or Fingerprint Touch ID.
✓Lost or misplaced your TASC Card? Use your app to quickly and easily lock or unlock access with **TASC Card Lock**.




## ONE Card

✓ Pay for expenses out-of-pocket and we reimburse you within 24 hours.
✓ The **TASC Wallet** is for all your benefits. Swipe your card and its smart enough to know which accounts to draw funds from automatically, for qualified and other expenses.
✓ Use your TASC card to get access to **MyCash** with ATM Locator.

*The TASC Card is issued by Pathward®, N.A., Member FDIC, pursuant to license by Mastercard® International Incorporated. Mastercard and the circles design are registered trademarks of Mastercard International Incorporated.*

# THINK *BEYOND* TRADITIONAL BENEFITS

With Universal Benefit Account®, choose from a growing list or Endless Aisle of health, wealth and well-being benefit accounts to configure a custom benefit plan that meets the unique needs of prospective hires and current employees, by recognizing their individuality and meeting them where they are in life.

Focus on what matters most, creating a unique benefit plan your employees will love!

1. **Begin by setting yourself apart from the competition with fringe benefits,** accounts that reimburse employees for expenses associated with raising a family, commuting and doing their job: dependent care, transit, pet care, and home office supplies. Fringe accounts help you stand out to job seekers who are considering your company.

2. **Next, consider wellness, education and giving accounts** that reward healthy living, higher education and a philanthropical heart. These accounts create a positive culture, showing you care about your employees and have their best interests in mind.

3. **Top off your benefit package traditional healthcare accounts** that help your employees dramatically save on everyday medical, dental and vision expenses. These are the basic benefits that employees have come to expect from top employers like Healthcare FSA, HRAs, HSAs and more!

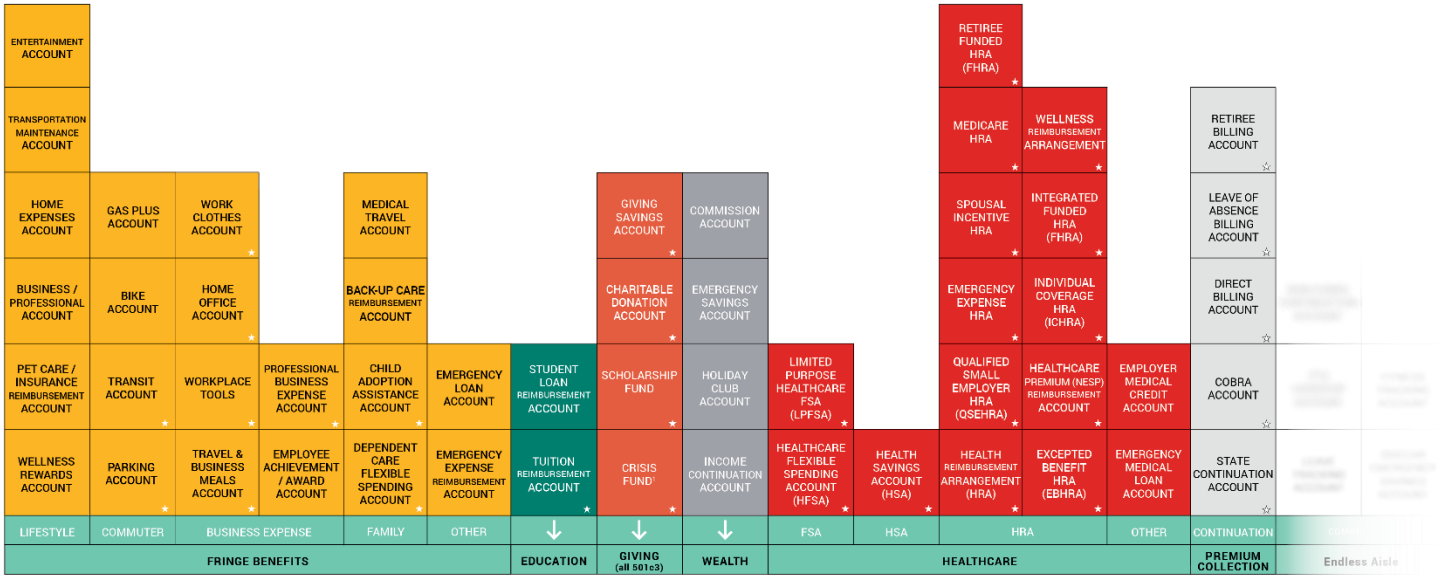


☆A tax-advantaged account.

[1]Account can be configured as a tax-advantaged or non tax-advantaged.

# UNIVERSAL BENEFIT ACCOUNT OPTIONS

Select all the UBA accounts to be quoted in this sales proposal:

| | | | | | |
|---|---|---|---|---|---|
| HEALTHCARE | **Flexible Spending Accounts (FSA)** | ☒ | Healthcare FSA | | |
| | | ☐ | Limited Purpose Healthcare FSA (LPFSA) | | |
| | **Health Savings Account (HSA)** | ☒ | Health Savings Account (HSA) | | |
| | **Health Reimbursement Arrangements (HRA)** | ☐ | Health Reimbursement Arrangement (HRA) | ☐ | Medicare HRA |
| | | ☐ | Integrated Funded HRA (Integrated FHRA) | ☐ | Spousal Incentive HRA |
| | | ☐ | Retiree Funded HRA (Retiree FHRA) | ☐ | Emergency Medical Loan |
| | | ☐ | Individual Coverage HRA (ICHRA) | ☐ | Employer Medical Credit |
| | | ☐ | Excepted Benefit HRA (EBHRA) | | |
| | | ☐ | Qualified Small Employer HRA (QSEHRA) | | |
| | | ☐ | Wellness Reimbursement Arrangement | | |
| | | ☐ | Healthcare Premium (NESP) Reimbursement Account | | |
| | | ☐ | Healthcare Premium Reimbursement Arrangement *(Employer-Only Funded)* | | |
| FRINGE | **Family Accounts** | ☒ | Dependent Care FSA | | |
| | | ☐ | Back-up Care Reimbursement Account | | |
| | | ☐ | Child Adoption Assistance Account | | |
| | | ☐ | Medical Travel Account | | |
| | **Lifestyle Accounts** | ☐ | Entertainment Account | | |
| | | ☐ | Transportation Maintenance Account | | |
| | | ☐ | Home Expenses Account | | |
| | | ☐ | Pet Care/Insurance Reimbursement Account | | |
| | | ☐ | Wellness Rewards Account | | |
| | | ☐ | Business/Professional Account | | |
| | **Commuter** | ☐ | Parking Account | | |
| | | ☐ | Transit Account | | |
| | | ☐ | Bike Account | | |
| | | ☐ | Gas Plus Account | | |
| | **Other** | ☐ | Emergency Expense Reimbursement Account | | |
| | | ☐ | Emergency Loan Account | | |
| | **Accountable Plans (Business Expense Accounts)** | ☐ | Professional Business Expense Account | | |
| | | ☐ | Home Office Account | | |
| | | ☐ | Travel and Business Meals Account | | |
| | | ☐ | Work Clothes Account | | |
| | | ☐ | Workplace Tools Account | | |
| | | ☐ | Employee Achievement/Award Account | | |
| ED | **Education Accounts** | ☐ | Tuition Reimbursement Account | | |
| | | ☐ | Student Loan Reimbursement Account | | |
| GIVE | **Giving Accounts** | ☐ | Crisis Fund | ☐ | Giving Savings Account |
| | | ☐ | Scholarship Fund | ☐ | Charitable Donation Account |
| WEALTH | **Wealth Accounts** | ☐ | Commission Account | ☐ | Holiday Club Account |
| | | ☐ | Emergency Savings Account | ☐ | Income Continuation Account |

| **TOTAL # OF ACCOUNTS SELECTED:** | 2-4 |
|---|---|

# PARTNER WITH TASC

Now that you picked the right accounts for your unique benefit plan, it's time to price it out. Thankfully, TASC UBA provides a straightforward approach to pricing, which makes it easy to buy and manage benefits as your needs evolve. All TASC clients follow this simplified process:

**Annual Membership Fee**
Gain access to TASC's expert administrative and customer service support as well as our self-service online administration portal, the TASC Card, Mobile App, MyCash, Picture to Pay, and more.

**Level Options and Monthly Fee**
Select the number of accounts you want to include within your desired benefit plan. Your plan becomes more cost-effective with each new account that you add, and our unlimited option provides access to everything we offer.

- **Level 1: One** benefit account
- **Level 2: Two, three or four** benefit accounts
- **Level 3: Unlimited** benefit accounts



# PROPOSED ACCOUNTS:

## Healthcare FSA - Tax Advantaged Account

A Healthcare Flexible Spending Account (FSA) offers a valuable way for employees to save on rising healthcare costs by setting aside pretax funds for eligible healthcare expenses.

Healthcare FSAs are among the nation's leading employer-sponsored benefit programs. Both employer and employees save payroll taxes for each and every dollar that is contributed. This is the easiest way for employees to take advantage of tax-free dollars for eligible health, dental, and vision expenses.

| Participant Benefits | Employer Benefits |
|---|---|
| Save an estimated 30% on healthcare expenses each year. | Reduce FICA/Payroll taxes by 7.65% for every pretax dollar employees contribute. |

## How the plan works...

### Eligibility

An employer must offer group health insurance to offer a Healthcare FSA.

- Employees must meet the eligibility requirements of the employer's plan to be eligible to participate.
- Self-employed individuals (partners, sole proprietors, more-than-2% shareholders in a sub-chapter S Corp and independent contractors) are ineligible to participate.

### Enrollment

Eligible employees typically enroll during the annual enrollment period. Mid-year enrollments are possible when eligibility requirements (ex. new hire or qualifying event) are met.

- Mid-year enrollment is possible when eligibility requirements are met. Requirements like:
  - Newly hired employee
  - Employees with status changes/qualifying events

### Funding

Healthcare FSAs are funded by pre-tax payroll deductions.

| Employee Contributions | Employer Contributions |
|---|---|
| IRS sets maximum election amounts. (Employers can set lower amounts.) The IRS may change this limit from year to year. For Healthcare FSAs, spouses can each contribute to their own Flexible Spending Account up to their maximum amount, even if the husband-and-wife work for the same employer. | Clients who wish to contribute to their HFSA benefit may choose one of the following options for their plan:<br>• A flat contribution, up to $500, to each participant HFSA account.<br>• A dollar-for-dollar match to each participant's annual HFSA election. |

### Annual Elections

At enrollment, participants choose an annual election amount. This is the amount they want to

contribute to the healthcare FSA for the year. The annual election amount is divided across the number of paychecks throughout the year.

Uniform Coverage Rule: IRS regulations allow for the participant's full annual election for medical out-of-pocket expenses to be available on the first day of the plan year, regardless of contributions made by the participant.

## Eligible Expenses

Eligible Section 213(d) healthcare expenses are covered as determined by employer. Typically, all medical expenses (co-pays, deductibles, prescriptions, medical supplies, vision, dental, etc.) that insurance does not cover can be reimbursed by an FSA. Medical FSAs got a lot more flexible with the passing of the 2020 Cares Act. Over the counter (OTC) medications as well as menstrual products are eligible under medical FSAs.

## Verification

Participants do need to submit verification with their requests for reimbursement. Non-covered medical services require a letter of medical necessity. Through TASC technology, we have an auto-substantiation rate of 98%, meaning that 98% of claims will not need additional documentation.

## Plan Design Options – Summary Plan Description (SPD) Required

Money not used at the end of the plan year is forfeited to the plan, unless Carry Over or a Grace Period and Runout are elected by the employer. See below.

| Runout Period | Carryover (optional) | Grace Period (optional) |
|---|---|---|
| Runout allows for participants to submit claims with a date of service (DOS) from the previous plan year. Elected by the employer, most commonly set to 90 days from the end of the plan year. | Determined by the employer, allows up to IRS carryover limit or the remaining balance from the previous plan year, whichever amount is less, to be added to the new plan year election. (Employer does not have to allow the full IRS carryover limit but cannot exceed it.) | Determined by the employer, this provides a period of time after the plan year to continue to use funds from the previous plan year for current expenses. Essentially an extension of the plan year and cannot be offered with the Carryover option. |

## How does TASC differ from the competition?

- We offer unique funding arrangements
- Debit cards **never** turn off for lack of substantiation
- Our auto substantiation rate is higher than other TPAs
- We offer EDI integration with HRIS/ Payroll partners for **NO** additional fee
- Annual non-discrimination assessment included
- Summary Plan Descriptions (SPD) are automatically created

# Dependent Care FSA - Tax Advantaged Account

A Dependent Care Flexible Spending Account allows employees to save on eligible dependent care expenses such as preschool, summer day camp, before/after school programs, and child or adult daycare. Dependent Care FSAs can save participants as much as 30% on dependent care expenses.

| Participant Benefits | Employer Benefits |
|---|---|
| Participants contribute pretax, which reduces taxable income and increases take home pay. | Reduce FICA/Payroll taxes by 7.65% for every pretax dollar employees contribute. |

## How the plan works...

### Eligibility

An employer must offer group health insurance to offer a Healthcare FSA.

- Employees must meet the eligibility requirements of the employer's plan to be eligible to participate.
- Self-employed individuals (partners, sole proprietors, more-than-2% shareholders in a sub-chapter S Corp and independent contractors) are ineligible to participate.

### Enrollment

Eligible employees typically enroll during the annual enrollment period. Mid-year enrollments are possible when eligibility requirements (ex. new hire or qualifying event) are met.

- Mid-year enrollment is possible when eligibility requirements are met. Requirements like:
  - Newly hired employee
  - Employees with status changes/qualifying events

### Funding

Dependent care FSAs are funded by pre-tax payroll deductions.

### Annual Elections

At enrollment, participants choose an annual election amount. This is the amount they want to contribute to the dependent care FSA for the year. The annual election amount is divided across the number of paychecks throughout the year.

**Money In, Money Out**

Unlike healthcare FSA annual elections, dependent care elections are not available at the beginning of the year. The participant can only be reimbursed for expenses up to the amount they have contributed into their account and currently have available.

### Contributions and Limits

The IRS allows for a maximum of $7,500 in contributions per household (not per employee) for the Dependent Care benefit per calendar year. IRS limits are:

- Married and filing jointly: $7,500 per calendar year
- Single parent: $7,500 per calendar year
- Married and filing separately: each parent is allowed $3,750 per calendar year
- Participant's 'earned income' for the calendar year is less than $7,500: amount equal to participant's 'earned income'

- Participant's spouse's 'earned income' is less than $7,500: amount equal to spouse's 'earned income'. (If participant's earned income is also less than $7,500, the IRS maximum is the lesser amount.)
- There are additional special rules for divorced or separated parents

## Eligible Expenses

Dependent Care expenses must be work related – allow participant to work, look for work, or attend school full-time. A Dependent Care FSA is used to pay for child daycare or care of a disabled spouse or elderly parent who is a dependent and incapable of self-care.

## Eligibility

- Dependents must be under age 13 or a disabled spouse, child or elderly parent who is unable to care for self.
- Plans in which the end of regular enrollment for the plan was before January 31, 2020: The Consolidated Appropriations Act (CAA) increases the age limit for children covered by a Dependent Care FSA from 13 years old to 14 years old for the purposes of receiving funds carried over from the previous plan year.
- Spouse or dependent that is disabled must live with the participant for more than half the year.
- Dependent Care expenses must be work related – allow participant to work, look for work or attend school full-time.
- It cannot be used for out-of-pocket medical expenses for a dependent.

## Plan Design Options – Summary Plan Description (SPD) Required

Money not used at the end of the plan year is forfeited to the plan, unless a Grace Period and Runout are elected by the employer. See below.

| Runout Period | Grace Period (optional) |
|---|---|
| Runout allows participants to submit claims with a date of service (DOS) from the previous plan year. Elected by the employer, most commonly set to 90 days from the end of the plan year. | Determined by the employer, this provides a period of time after the plan year to continue to use funds from the previous plan year for current expenses. Essentially an extension of the plan year and cannot be offered with the Carryover option. |

## Health Savings Account (HSA) – Tax Advantaged Account

A Health Savings Account (HSA) allows employees enrolled in a High Deductible Health Plan to use pretax dollars to pay for eligible healthcare expenses. Unused HSA funds can also be invested.

HSAs are excellent savings vehicles for current and future medical expenses. Plus, they can play an important part in an individual's overall retirement strategy.

| Participant Benefits | Employer Benefits |
|---|---|
| No use-it-or-lose-it rule! Keep HSA funds until ready to use them, with unlimited rollover limits. | Money employers contribute to their employees' HSA accounts is considered a business expense and can be written off on their taxes. |
| Triple tax savings:<br>• Contributions are made pretax.<br>• This reduces take home pay and decreases taxable income.<br>• Participants are not taxed on the money they spend on medical expenses.<br>• Funds can be invested and there are no taxes on invested funds. | Employers will pay reduced FICA taxes as a result of reduced taxable income for employees. |
| | Money In, Money Out Rule: Participants can't spend more than what has been contributed to the benefit account so employer is never responsible for covering expenses if a participant leaves the company prior to making all of their intended contributions. |

## How the plan works...

### Eligibility

Employees must be enrolled in a qualified High Deductible Health Plan (qHDHP). HSAs may be used with Limited Purpose Healthcare FSA or Limited Purpose HRA but not full ones.

Not eligible if:

- Enrolled in Healthcare FSA, or spouse has a Healthcare FSA
- Claimed as a dependent on another's tax return.
- Enrolled in Medicare
- Covered by VA or IHS benefits and have used their services within 3 months.

### Enrollment

Eligible employees may enroll at any time, but the account will not start until the first of the following month.

### Funding

As an employee-owned account, funds roll over year after year and are kept with the participant. HSA money is never forfeited and participants can maximize tax savings by contributing to the annual limit every year.

### Contributions

- Money In/Money Out - Participants can only spend what has been contributed, minus previous disbursements for requests.
- Participants can change contribution amounts throughout the year - no qualifying event required.
- Participants can also add more money throughout the year by making additional contributions
- Contributions are not taxed as long as the total amount from all sources is within the IRS limit.
- This includes contributions from the employer and anyone other than the participant.
- Participants are responsible for keeping track of contributions throughout the year, making sure not to exceed the yearly election maximum amounts established by the IRS.

| Catch-Up Contributions for Participants aged 55 and Older |
|---|
| Are allowed to make an additional $1,000 per year in contributions. If a participant and spouse are both over the age of 55, they may each contribute an additional $1,000. Note that to contribute the catch-up, each spouse must have their own HSA. |

## Annual Elections

At enrollment, participants choose an annual election amount. This is the amount they want to contribute to the HSA for the year. The annual election amount is divided across the number of paychecks throughout the year.

Participants should contact their employer to make changes to their annual election. A qualifying event is not required to make a change.

## Eligible Expenses

Eligible Section 213(d) healthcare expenses are covered as determined by employer.

## Verification and Disbursements

Participants do need to submit verification with their requests for reimbursement. Non-covered medical services require a letter of medical necessity. Even though verification is not required, we recommend they keep receipts in case they are audited.

Participants can request a distribution online, through the mobile app, or via paper form (mail or fax).
Participants can receive a disbursement without a request on the participant portal or by using the Distribution Request Form (Form HS-6252) to withdraw funds from the HSA.
Funds can be withdrawn for ineligible expenses with penalty.

- If they do this prior to age 65, they will be taxed on the money and face IRS penalties.
- After age 65 penalty is waived.

## Investing Funds

One of the great benefits of an HSA is that unused funds can be invested by the participant, and interest is earned tax-free.

| Funds in an HSA earn interest in two different ways: | |
|---|---|
| Cash Account | Investment Account |
| Money sitting in the cash account earns interest while it is sitting in the cash account. The interest will be applied quarterly. | Funds in the investment account earn dividends, which work the same way as |

| Funds in an HSA earn interest in two different ways: | |
|---|---|
| | interest, except earnings on dividends fluctuate based on market performance. |

**Sweeps**
Participants can easily move money from their cash account to their investment account by using sweeps. Here's how they work:

After a participant visits the investment portal and makes their investment selections, funds over the cash threshold (regardless of the threshold amount) remain in the cash account until they meet or exceed $100, at that time the entire amount over the cash threshold will automatically sweep to the investment account.

## Compliance – Summary Plan Description (SPD) Required

Before an HSA can be established, the participant must pass the identity verification process and accept the Terms of Use.

Because HSA are employee-owned accounts, they always move with that person no matter where they work.

## How does TASC differ from the competition?

- We offer **Top Rated** mutual funds
- Our cash account ($2,000 min. balance) offers the **highest** interest rate in the industry
- **NO** banking fees
- Participants do not have to submit receipts/substantiation
- Our stand-alone HSA is not tied to a health plan. So, if an employer changes health plans, the participant does not have to change HSAs.
- We offer EDI integration with HRIS/ Payroll partners for **NO** additional fee

# Proposed Fees:

| | | | |
|---|---|---|---|
| **Number of Employees:** | 50 | **Estimated Number of Participants:** | 10 |
| **Plan Start Date:** | any | | |

| | |
|---|---|
| **UBA Annual Membership Fee** | **$500.00** |

**Includes:**

- ☑ Access to TASC's expert administrative and customer service support
- ☑ Cloud-based secure online portal
- ☑ TASC Card
- ☑ Mobile app
- ☑ MyCash Account with Give Now*
- ☑ Picture to Pay / Pay the Provider
- ☑ TASC Wallet
- ☑ Audit Guarantee
- ☑ And more…

*Coming Soon

| | |
|---|---|
| **UBA Monthly Administration Fee** *(per Participant, per Month)* | **$4.89** |
| **Or Monthly Minimum Fee** *(apply if greater than PPPM fee)* | **$75.00** |

**Level Selected** ***(based on # of accounts)*****:**

☐ **Level 1** (one account) ☒ **Level 2** (two-four accounts) ☐ **Level 3** (unlimited accounts)

| | |
|---|---|
| | |
| | |

| | |
|---|---|
| **Free HSA Administration (Optional)** | **$0.00** |

**Select to Add a Free HSA to Your Benefit Plan:**

☐ **HSA Account**

**GUARANTEES:** The pricing presented in this proposal is guaranteed for 90 days.

*Any and all information in this TASC proposal is confidential and can be used for the sole purpose of placing a client with TASC. Any disclosure of this information to any other third party is a breach of the TASC Agency Agreement(s) and will cause losses to TASC. TASC will immediately terminate any agreement with any person who discloses the information to an unauthorized third person and seek immediate reimbursement for any loss attributable to the disclosure.*

TC-6131-032725

# CITY OF RICHLAND CENTER - AGENDA ITEM DATA SHEET



**Agenda Item:** Flexible Spending Account (FSA) Administrator – Summary and Recommendation

**Committee Review:** Personnel Committee and City Administrator

**Meeting Date:** Budget Committee & Common Council – December 1, 2026

**Presented by:** Misty Molzof, Treasurer

1. Current Practice & Proposed Change
    a. **Current Practice**: The City currently administers employee FSA reimbursements internally. Employees provide medical expense documentation to the Payroll Clerk/Treasurer, and approved reimbursement amounts are processed through employee paychecks. This method requires City staff to receive and assess sensitive claims, maintain records, coordinate payroll deductions and reimbursements, and monitor plan requirements.
    b. **Proposed Change**: transfer claim substantiation, participant-facing reimbursement services, and agreed administrative functions to an experienced third-party FSA administrator while the City continues employer payroll deductions and plan oversight.
2. Reasons to Consider Outside Administration
    a. **Employee Privacy.** Direct submission to an administrator would minimize sensitive medical documentation handled by City payroll personnel and improve separation between personnel decisions and benefit claims.
    b. **Compliance and staff Capacity:** A third-party provider can assist with plan documents, claim substantiation, records, nondiscrimination testing, participant communications, and plan-year administration. The City remains ultimately responsible for its plan.
    c. **Better Employee access to funds.** Debit cards, secure mobile/online claims, direct deposit, and direct provider-payment tools can reduce reimbursement delays and eliminate dependence on the regular payroll cycle.
    d. **Administrative Consistency.** Outside claims review could provide consistent eligibility determinations, reconciliation, reporting, and continuity if staffing changes.
3. FSA – Benefits both the Employer and the Employee
    a. **City:** reduces employer FICA by 7.65% on every pre-tax dollar employees elect.
    b. **Employees:** estimated savings of about 30% on healthcare costs each year through pre-tax payroll deduction.
    c. **Plan rules to be aware of:** FSAs are “use it or lose it” - the employer keeps unused funds, OR employees can receive their full election before they have finished contributing, so the City carries the risk if an employee spends the full amount and leaves early.
    d. An HSA is a separate option that requires a high-deductible health plan and is not part of this comparison.

4. Proposal comparison (TASC, Employee Benefits Corp. [EBC], Diversified Benefit Services [DBS])
    a. Fee structure

| Fee item | TASC | EBC | DBS |
|---|---|---|---|
| Annual fee | **$500** | $450 | $550 |
| Monthly admin fee per participant | **$4.89** | $5.00 | $4.65 |
| Monthly minimum | **$75** | $60 | $120 |
| Participants needed to cover the monthly minimum | **16** | 12 | 26 |
| Additional annual charges | **None listed** | None listed | $405 annual charge + $300 testing |

b. Estimated net annual cost to the City (administrator fees minus the City's FICA savings)

| Scenario | TASC | EBC | DBS |
|---|---|---|---|
| Current: 4 employees enrolled (2025 elections, $4,296 total) | **$1,071** | $841 | $2,366 |
| Minimum enrollment to meet each monthly minimum, all elect $500 (TASC 16, EBC 12, DBS 26 participants) | **$788** | $711 | $1,701 |
| 30 employees: 10 elect $500, 20 elect $1,000 | **$348** | $338 | $1,017 |
| 40 employees: 10 elect $500, 30 elect $1,000 | **$170** | $173 | $810 |

*Figures are estimates rounded to the nearest dollar. They do not include the staff time the City currently spends administering the plan.*

i. **DBS is the most expensive option in every scenario,** costing roughly $640 to $1,525 more per year than TASC or EBC.
ii. **TASC and EBC are close.** EBC is lower at current participation (by about $230 per year), and the two are within about $10 per year at 30 to 40 participants, where TASC's lower per-participant rate ($4.89 vs. $5.00) offsets its higher fixed fees.
iii. **The program becomes more cost-effective as enrollment grows.** Fees are largely fixed at low enrollment, while FICA savings rise with every participant and election. TASC's net cost falls from about $1,071 at current participation to about $170 at 40 participants.

5. Recommendation - TASC
   a. **Cost that improves with participation.** TASC and EBC are the two lowest-cost options. TASC has no additional listed charges and the lower per-participant rate of the two, so it becomes the lower-cost choice at roughly 38 or more participants.
   b. **Established and Wisconsin-based.** TASC is headquartered in Madison and describes itself as the nation's largest privately held third-party benefits administrator. It administers FSA and HSA programs for public employers, including the State of Wisconsin employee programs and the City of Madison.
   c. **Employee convenience.** Employees get an online account, mobile app and payment card for eligible expenses, rather than paper reimbursement through payroll.
   d. **Trade-off to note:** EBC costs less at current enrollment and needs fewer participants (12 vs. 16) to cover its monthly minimum. TASC is recommended because its cost advantage grows with enrollment, which the City should work to increase.

6. Fiscal impact (TASC)
   a. Gross administrator fees: about $1,400 per year at current participation, rising to about $2,850 at 40 participants.
   b. FICA savings offset about 23% of fees at current participation and about 94% at 40 participants, for a net cost of roughly $1,071 down to $170 per year.
   c. There are approximately $7,800 in unused funds from the existing Section 125 Flexible Spending program that could be applied to pay for this service until such time as those funds are depleted. This should cover at least 4-5 years of costs.

7. Next steps if approved
   a. City Attorney reviews the TASC contract and confirms HIPAA status, and which annual filings apply to the City's plan.
   b. Treasurer coordinates implementation timing with TASC and open enrollment and reconciles current-year claims under the in-house process.
   c. Communicate the change and promote enrollment to all eligible staff (city, utility, library and police), since participation drives cost-effectiveness.

**8. Requested Action:**

**PERSONNEL:** Motion to recommend council approve proceeding with TASC contract negotiations and implementation planning, with final agreement subject to applicable City purchasing/contract authority, budget approval, and City Attorney review as needed. No vendor engagement should occur until pricing and scope are confirmed in writing.

**BUDGET:** Motion to recommend council approve proceeding with TASC contract negotiations and implementation planning, with final agreement subject to applicable City purchasing/contract authority, budget approval, and City Attorney review as needed and final agreement to be executed by City Mayor and City Administrator or City Financial Officer as timing allows.

**COUNCIL:** Approve proceeding with TASC contract negotiations and implementation planning, with final agreement subject to applicable City purchasing/contract authority, budget approval, and City Attorney review as needed, and final agreement to be executed by City Mayor and City Administrator or City Financial Officer as timing allows.

## Ashley Oliphant

**From:** Darcy Perkins
**Sent:** Tuesday, October 27, 2026 3:33 PM
**To:** Shanda Stachurski
**Cc:** Ashley Oliphant
**Subject:** Re: Request for Opinion of Value | 1300 N Park Street | 276-1623-2100

Hi Shanda,

I appreciate the prompt response. We will work off this number and let you know if any other questions arise.

Best,

**Darcy Perkins**
Municipal Services Specialist
City of Richland Center | Book Meeting
**P** | 608-956-9375 **W** | richlandcenterwi.gov
450 S Main Street, Richland Center, WI 53581
**E** | darcy.perkins@richlandcenterwi.gov

---

**From:** Shanda Stachurski <shandas@accurateassessor.com>
**Sent:** Monday, October 26, 2026 10:15
**To:** Darcy Perkins <darcy.perkins@richlandcenterwi.gov>
**Cc:** Ashley Oliphant <ashley.oliphant@richlandcenterwi.gov>
**Subject:** Re: Request for Opinion of Value | 1300 N Park Street | 276-1623-2100

Good Morning-

This may or may not a full market value.

My estimates would be an assessed value of $46,200 for the full property.



**SHANDA** STACHURSKI
Marketing and Account Development Coordinator
Assessor II
920.716.9658 | 920.749.8098

ACCURATE
INNOVATION | EDUCATION | TECHNOLOGY

---

**From:** Darcy Perkins <darcy.perkins@richlandcenterwi.gov>
**Sent:** Friday, October 23, 2026 10:58 AM
**To:** Shanda Stachurski <shandas@accurateassessor.com>
**Cc:** Ashley Oliphant <ashley.oliphant@richlandcenterwi.gov>
**Subject:** Request for Opinion of Value | 1300 N Park Street | 276-1623-2100

Good morning,

The City is moving forward with the sale of the former cemetery garage property at 1300 N Park Street.

Could you please provide an opinion of value for the property? This will be used to establish the minimum sale price before listing.

Please let me know if you need any additional information and when we might expect to receive the valuation.

Thank you!

**Darcy Perkins**
Municipal Services Specialist
City of Richland Center | Book Meeting
**P** | 608-956-9375 **W** | richlandcenterwi.gov
450 S Main Street, Richland Center, WI 53581
**E** | darcy.perkins@richlandcenterwi.gov

# RESOLUTION 2026-TBD

## RESOLUTION DECLARING THE CEMETERY GARAGE PROPERTY AT 1300 N PARK STREET SURPLUS AND AUTHORIZING ITS SALE

**WHEREAS,** the City of Richland Center owns the cemetery garage property at 1300 N Park Street (Tax Parcel 276-1623-2100), which is no longer needed for municipal purposes; and

**WHEREAS,** the Budget Committee recommended the sale of the Property on October 21, 2026; and

**WHEREAS,** the Plan Commission reported its recommendation on the proposed sale on November 25, 2026, pursuant to Wis. Stat. §62.23(5); and

**WHEREAS,** the City Assessor provided an opinion of value for the Property on October 26, 2026;

**NOW, THEREFORE BE IT RESOLVED,** by the Common Council of the City of Richland Center, Richland County, as follows:

1. **Surplus Declaration and Sale Authorization.** The property at 1300 N Park Street, Tax Parcel No. 276-1623-2100, is declared surplus and authorized for sale.
2. **Method of Sale.** The Property shall be sold by public auction through Wisconsin Surplus with a reserve price of $46,200.00, based on the City Assessor's opinion of value. The reserve price is the minimum amount the City will receive, not including any auction fees or buyer's premium.
3. **Bid Acceptance.** The City Administrator or designee may accept the highest qualifying bid without further Council approval. A qualifying bid is one that meets or exceeds the reserve price and comes from a bidder who accepts the terms of sale and owes no delinquent taxes, special assessments, or special charges to the City. The City reserves the right to reject any or all bids.
4. **Terms of Sale.** The Property shall be sold as-is, by quitclaim deed, subject to all easements, restrictions, and encumbrances of record and to applicable zoning. The City reserves any utility easements it needs on the Property. The buyer shall pay all recording, transfer, and closing costs.
5. **Unsuccessful Auction or Buyer Default.** If no bid meets the reserve price, or the winning bidder fails to complete the purchase under the auction terms, the City Administrator or designee may offer the Property to the next highest qualifying bidder or relist it through Wisconsin Surplus on the same terms. If the Property is not sold by October 31, 2027, the City Administrator shall report to the Budget Committee for further consideration.
6. **Proceeds.** Net sale proceeds shall be deposited in the General Fund.
7. **Execution.** The Mayor and City Clerk are authorized to execute the deed and necessary closing documents.

**ADOPTED** by the Common Council of the City of Richland Center on this 1st day of December by the following vote: AYES:_____, NOS:_____

CITY OF RICHLAND CENTER
RICHLAND COUNTY, WISCONSIN

Attest:

_____ _____

Karin Tepley, Mayor Amanda Keller, Clerk

DRAFT