



REGULAR PORT COMMISSION MEETING

Tuesday, April 21, 2026 at 3:30 PM

City Council Chambers | 202 N. Virginia Street, Port Lavaca TX 77979

PUBLIC NOTICE OF MEETING

The following item will be addressed at this or any other meeting of the Port Commission upon the request of the chairman, any member(s) of Port Commission and/or the City Attorney:

Announcement by the Chairman that Port Commission will retire into closed session for consultation with City Attorney on matters in which the duty of the attorney to the Port Commission under the Texas disciplinary rules of professional conduct of the state bar of Texas clearly conflicts with the open meetings act (title 5, chapter 551, section 551.071(2) of the Texas government code).

(All matters listed under the Consent Agenda item are routine by the Port Commission and will be enacted by one motion. There will not be separate discussion of these items. If discussion is desired, that item will be removed from the Consent Agenda and will be considered separately.)

AGENDA

Port Commission will consider/discuss the following items and take any action deemed necessary.

MEETING PROCEDURE

Public notice is hereby given that the Port Commission of the City of Port Lavaca, Texas, will hold a meeting TUESDAY, APRIL 21, 2026 beginning at 3:30 p.m., at the regular meeting place in Council Chambers at City Hall, 202 North Virginia Street, Port Lavaca, Texas to consider the following items of business.

[After publication, any information in a Port Commission packet is subject to change during the meeting.]

The meeting will also be available via the video conferencing application "ZOOM".

Join Zoom Meeting:

<https://us02web.zoom.us/j/89297408678?pwd=NqW0LGGdoOPaQmw3BBmlcTLMewDruN.1>

Meeting ID: 892 9740 8678

Passcode: 157399

One Tap Mobile

+13462487799,,89297408678#,,,,*157399# US (Houston)

Dial by your location

+1 346 248 7799 US (Houston)

ROLL CALL**CALL TO ORDER****INVOCATION****PLEDGE OF ALLEGIANCE**

COMMENTS FROM THE PUBLIC - *(Limited to 3 minutes per individual unless permission to speak longer is received in advance. You may make public comments as you would at a meeting by logging on with your computer and using "Join Zoom Meeting" information on first page of this agenda).*

CONSENT AGENDA

The Port Commission will consider the following items and take any action deemed necessary.

1. APPROVAL OF MINUTES

Minutes of the March 17, 2026, Regular Port Commission Meeting

2. RECEIVE HARBOR MASTER'S INSPECTION / MAINTENANCE REPORT

Receive Harbor Master's Inspection Report for March 2026.

REPORTS

3. RECEIVE FINANCIAL REPORTS OF PORT REVENUE FUND

- a) Tariff Report
- b) Account Aging Report
- c) Payment Report
- d) Profit and Loss Cash Flow Report
- e) Revenues and Expenditures
- f) Balance Report, Property Tax Distribution
- g) Purchase Order Report

4. CITY MANAGER'S REPORT

- 1.) Community Development Block Grant Mitigation (CDBG-MIT)
Coastal Resiliency Living Shoreline Project

- 2.) ReStore (cleanup of old barge(s) in Smith Harbor)
- 3.) Community Development Block Grant Mitigation (CDBG-MIT)
Round 2 - Replacement of Culverts Under Rail at Corporation
Ditch and Voluntary Restoration of Refuge Shoreline
- 4.) General Land Office (GLO) Coastal Erosion Planning &
Response Act (CEPRA) Grant (Harbor of Refuge Shoreline
Protection)
- 5.) Matagorda Bay Mitigation Trust (MBMT) Grant Downtown
Waterfront Public Access Improvement
- 6.) Texas Department of Transportation (TxDOT) Truck Route Signs
- 7.) Parking area on SBA Steel Property at the Harbor of Refuge
(HOR) Boat Ramp
- 8.) Harbor of Refuge (HOR) Public Boat Ramp
- 9.) Texas Department of Transportation (TxDOT) Maritime Division
- 10.) 2028 General Land Office (GLO) Coastal Resiliency Master Plan
- 11.) 2026-2027 Budget

5. RECEIVE HARBOR MASTER'S OPERATIONS, PROMOTION/DEVELOPMENT
ACTIVITY REPORT

- a) City Harbor
- b) Nautical Landings Building
- c) Nautical Landings Marina
- d) Smith Harbor
- e) Harbor of Refuge

ACTION ITEMS: NEW BUSINESS

ACTION ITEMS: LEASES

6. DISCUSS TERMINATION OF THE EDWARD JONES LEASE, NAUTICAL
LANDINGS BUILDING, SUITE 3.

COMMENTS

7. COMMENTS FROM COMMISSIONERS

ADJOURNMENT**CERTIFICATION OF POSTING NOTICE**

This is to certify that the above notice of a regular meeting of The Port Commission of The City of Port Lavaca, scheduled for **Tuesday, April 21, 2026**, beginning at 3:30 p.m., was posted at City Hall, easily accessible to the public, as of **5:00 p.m. Wednesday, April 15, 2026**.

Oralia G. Munoz, Administrative Assistant

ADA NOTICE

The Port Lavaca City Hall and Council Chambers are wheelchair accessible. Access to the building is available at the primary north entrance facing Mahan Street. Special parking spaces are located in the Mahan Street parking area. In compliance with the Americans with Disabilities Act, the City of Port Lavaca will provide for reasonable accommodations for persons attending meetings. To better serve you, requests should be received 24 hours prior to the meetings. Please contact City Secretary Mandy Grant at (361) 552-9793 Ext. 230 for assistance.

COMMUNICATION

SUBJECT: APPROVAL OF MINUTES

INFORMATION:

Minutes of the March 17, 2026, Regular Port Commission Meeting



REGULAR PORT COMMISSION MEETING

Tuesday, March 17, 2026, at 3:30 PM

City Council Chambers | 202 N. Virginia Street, Port Lavaca, TX 77979

MINUTES

STATE OF TEXAS §
 COUNTY OF CALHOUN §
 CITY OF PORT LAVACA §

On this, the 17th day of March 2026, the Port Commission of the City of Port Lavaca, Texas, convened in a regular session at 3:30 p.m. in the regular meeting place in City Council Chambers at City Hall, 202 N. Virginia Street, Port Lavaca, Texas, with the following Commissioners in attendance:

ROLL CALL:

Raymond Butler	Commissioner/Chairman
Jerry Smith	Commissioner/Secretary
Larry Nichols	Commissioner
Louis Rubio	Commissioner
Jim Ward	Commissioner
Jamie O’Neil	Commissioner
Laurie Harvey	Commissioner

And the following Commissioners absent:

None

Constituting a quorum for the transaction of business, at which time the following business was transacted.

CALL TO ORDER

Chairman Raymond Butler called the meeting to order at 3:30 p.m. and presided.

INVOCATION

Commissioner Jim Ward gave the invocation.

PLEDGE OF ALLEGIANCE

Chairman Raymond Butler led the Pledge of Allegiance.

COMMENTS FROM THE PUBLIC – (Limited to 3 minutes per individual unless permission to speak longer is received in advance. You may make public comments as you would at a meeting by logging on with your computer and using “Join Zoom Meeting” information on the first page of this agenda.

CONSENT AGENDA - *The Port Commission will consider the following items and take any action deemed necessary.*

1. APPROVAL OF MINUTES -

MINUTES OF THE FEBRUARY 17, 2026 – REGULAR PORT COMMISSION MEETING

Motion was made by Commissioner Jim Ward.

NOW THEREFORE, LET IT BE RESOLVED BY THE PORT COMMISSION OF THE CITY OF PORT LAVACA, TEXAS:

THAT, the February 17th, 2026, minutes of the Regular Port Commission meeting held on March 17th, 2026, are hereby approved.

Seconded by Commissioner Larry Nichols

Motion passed by the following votes:

Voting Aye: Raymond Butler, Jerry Smith, Laurie Harvey, Larry Nichols, Jamie O’Neil, Jim Ward and Louis Rubio

Voting Nay: None

Motion carried.

2. RECEIVE HARBOR MASTER'S INSPECTION / MAINTENANCE REPORT

RECEIVE HARBOR MASTER'S INSPECTION/MAINTENANCE REPORT FOR FEBRUARY 2026.

Motion made by Commissioner Jerry Smith.

NOW THEREFORE, LET IT BE RESOLVED BY THE PORT COMMISSION OF THE CITY OF PORT LAVACA, TEXAS:

THAT, the Harbor Master's February 2026 Inspection Reports of the Port Commission Regular meeting held on March 17, 2026, are hereby approved.

Seconded by Commissioner Louis Rubio

Motion passed by the following votes:

Voting Aye: Raymond Butler, Jerry Smith, Laurie Harvey, Larry Nichols, Jamie O'Neil, Jim Ward and Louis Rubio

Voting Nay: None

Motion carried.

REPORTS

3. RECEIVE FINANCIAL REPORTS OF PORT REVENUE FUND

- a) Tariff Report
- b) Account Aging Report
- c) Payment Report
- d) Profit and Loss Cash Flow Report (Snapshot)
- e) Revenue and Expenditures
- f) Balance Report, Property Tax Distribution
- g) Purchase Order Report

- A copy of these reports, in their entirety, can be found in the Port Commission Meeting packet dated March 17th, 2026.

Agenda item discussed.

No action taken.

4. CITY MANAGER'S REPORT

- The following is a memo, in its entirety, from Jody Weaver, Interim City Manager:

1) **Community Development Block Grant-Mitigation (CDBG-MIT)**

Coastal Resilience Living Shoreline Project:

Jim, Larry Nichols, and I attended the pre-construction conference held by Mott McDonald with Maverick Constructors, LLC in the City Council Chambers on March 10. The contractor is waiting for the delivery of the NATRX oyster reef breakwater components and should mobilize to begin work on this oyster reef breakwater on the north side of the fishing pier sometime in May. Construction of the rock breakwater is anticipated to begin in July, with substantial completion by October 26 and ready for final payment by November 30. The engineer and contractor will have weekly progress meetings before beginning key elements of construction. The link to the project page is as follows:

<https://cleargov.com/texas/calhoun/city/port-lavaca/projects/7897/living-shoreline-breakwater-glo-cdbg-mit-coastal-resiliency>

2) **Restore (cleanup of old barge(s) in Smith Harbor):**

Hallelujah! We engaged in a lot of back and forth with Texas Community Environmental Quality (TCEQ) on establishing the applicable parts of the Texas Community Environmental Quality Tier 1 Checklist form. Due to the nature of this project, we could not see how Sections I and II were applicable. It took a few weeks, and I even solicited some input from the environmental team on the Living Shoreline Project for assistance, but Texas Community Environmental Quality finally submitted the construction contract, permit, and environmental review to the U.S. Treasury for their approval, which may take up to 45 days.

<https://cleargov.com/texas/calhoun/city/port-lavaca/projects/13837/restore-city-of-port-lavaca-shoreline-clean-up-tceq>

3) **CDBG- MIT Round 2 Application for use of Funds for Replacement of Culverts under the Rail at Corporation Ditch at the Harbor of Refuge and Voluntary Restoration of Harbor of Refuge Shoreline:**

The engineer is in conversation with the environmental team and the U.S. Army Corps of Engineers (USACE) regarding what level of permitting may be required for the culvert replacement project.

4) **GLO CEPRA Grant (Harbor of Refuge Shoreline protection):**

Public Notice No. SWG-2025-00420, the applicant requests authorization to construct a living shoreline consisting of six rock breakwater units, a reef breakwater, a concrete block mattress (ACBM) slope protection, and two beneficial use creation areas, located along the Harbor of Refuge peninsula and southern shoreline; at Latitude 28.5918092 and Longitude -96.6144723; in Port Lavaca, Calhoun County, Texas, has been published by the Galveston District of the U.S. Army Corps of Engineers on our website at <https://rrs.usace.army.mil/rrs/public-notices>. Comments are due in this office no later than April 4, 2026, through the RRS system <https://rrs.usace.army.mil/rrs/public-notices>. You can find the Project information at the following link:

<https://www.swg.usace.army.mil/Media/Public-Notices/Article/4423128/swg-2025-00420-jody-weaver-city-of-port-lavaca-lavaca-bay-calhoun-county-texas/>

5) **MBMT Grant Downtown Waterfront Public Access Improvement:**

This project was awarded to Lester Contracting on February 23 and is currently awaiting the contract for signature. Lester plans on mobilizing very soon after the contract execution and will be complete within 6-8 weeks. At the pre-construction conference with Maverick Construction, we made it clear that they would not be cross the parking lot when hauling the stockpiled material from Smith Harbor to the Clement Cove area.

6) **TxDOT Truck Route Signs:**

No update.

7) **Parking area on SBA Steel Property at the Harbor of Refuge Boat Ramp:**

No Update

8) **Harbor of Refuge Public Boat Ramp:**

Matt Glaze and Jim Rudellat inspected the boat ramp, and the recommendation is to completely reconstruct the boat ramp and make some improvements while we are at it. Matt will provide us with a cost estimate, and we can consider a few grant funding opportunities.

9) **Texas Department of Transportation Maritime Division:**

TxDOT has begun working on our Port Profile. I submitted to TxDOT a KMZ file for City Harbor, Nautical Landings, and the Harbor of Refuge. They asked for any photos that include a “human element” in the areas. I’ve asked Helena if they have any such promotional type photos or if they would provide permission for say, Bill Harvey to take some “action shots” at their dock. Jim Rudellat is talking to Prestige and Miller’s about the same thing. We have not begun working on the Project submission survey, but we will in the coming week. It is due on June 15.

10) **Lease of Harbor of Refuge Tract 3:**

This lease is fully executed.

5. **RECEIVE HARBOR MASTER'S OPERATIONS, PROMOTION/DEVELOPMENT ACTIVITY REPORT**

A) **City Harbor**

1) We have been keeping up with the 2025-2026 oyster harvest, and there has been no activity to report.

B) **Nautical Landings Building**

1) 3 November 2025 Barefoot Construction started inspecting the soft spot in the floor in the men’s bathroom in the dayroom floor. The decking joist were rotted from an internal wall water leak.

C) **Nautical Landings Marina**

1) 10 March 2026, we had a pre-construction meeting for the Living Shoreline Project.

- 2) Horizon Environmental has been on-site 10 times since the last PC meeting.

D) Smith Harbor

E) Harbor of Refuge

- 1) Matt Glaze with Urban Engineering is working on the cost of repairs for the Harbor of Refuge boat ramp.

Jim had met with Doug Stevens from Equalizer to revisit the scope of the Public Dock fence, which needed repairs. Mr. Stevens had obtained a quote for the repairs, and the Port Commission had agreed to pay for half (\$7,500.00) of the quote, which was \$15,000.00. The quote did increase in price from \$15,000.00 to \$25,000.00, increasing the Port Commission's part by \$5,000.00.

A motion was made by Commissioner Jim Ward

NOW THEREFORE, LET IT BE RESOLVED BY THE PORT COMMISSION OF THE CITY OF PORT LAVACA, TEXAS:

THAT THE PORT COMMISSION ACCEPTS TO PAY AN INCREASE OF \$5,000.00 TO BRING THE TOTAL AMOUNT COMMITTED FROM THE PORT COMMISSION TO \$12,500.00, SPLITTING THE COST WITH EQUALIZER FOR REPAIRS TO THE FENCE AT TRACT 3 AT HARBOR OF REFUGE.

Seconded by Commissioner Jerry Smith

Motion passed by the following votes:

Voting Aye: Raymond Butler, Jerry Smith, Laurie Harvey, Larry Nichols, Jamie O'Neil, Jim Ward, and Louis Rubio.

Voting Nay: None

Motion carried.

F) To Do List – Raymond Butler

ACTION ITEMS: NEW BUSINESS – *The Port Commission will consider the following items and take any action deemed necessary.*

ACTION ITEMS: LEASES

COMMENTS

6. COMMENTS FROM COMMISSIONERS

No action taken.

ADJOURNMENT

Chairman Raymond Butler asked for a motion to adjourn.

Motion made by Commissioner Larry Nichols to adjourn the meeting.

Seconded by Commissioner Jim Ward.

Motion passed by the following votes:

Voting Aye: Raymond Butler, Jerry Smith, Laurie Harvey, Larry Nichols, Jamie O’Neil, Jim Ward and Louis Rubio.

Voting Nay: None.

Motion carried.

The meeting adjourned at 4:39 p.m.

These minutes were approved on April 21st, 2026.

ATTEST:

Raymond Butler, Chairman

Oralia G. Munoz

COMMUNICATION

SUBJECT: RECEIVE HARBOR MASTER'S INSPECTION / MAINTENANCE REPORT

INFORMATION:

Receive Harbor Master's Inspection Report for March 2026.

Port Lavaca Port Commission Monthly Inspection

Month: **MARCH 2026** Location: **City Harbor**
21 APRIL 2026

1. LEASES

Condition: **Satisfactory** Unsatisfactory Not Applicable
Comments:

2. Decking

Condition: Satisfactory Unsatisfactory **Not Applicable**
Comments:

3. Main Frame & Floats

Condition: Satisfactory Unsatisfactory **Not Applicable**
Comments:

4. CLEAN UP

Condition: **Satisfactory** Unsatisfactory Not Applicable
Comments:

5. Water Lines, Valves, Etc.

Condition: **Satisfactory** Unsatisfactory Not Applicable
Comments:

6. Electrical & Lights

Condition: **Satisfactory** Unsatisfactory Not Applicable
Comments:

7. Pilings, Guides & Rollers

Condition: **Satisfactory** Unsatisfactory Not Applicable
Comments:

8. Rub Rails & Fenders

Condition: **Satisfactory** Unsatisfactory Not Applicable
Comments:

9. Cleats & Kevels

Condition: **Satisfactory** Unsatisfactory Not Applicable
Comments:

10. Fire Extinguishers

Condition: **Satisfactory** Unsatisfactory Not Applicable
Comments:

11. Railing

Condition: **Satisfactory** Unsatisfactory Not Applicable
Comments:

12. Cement Slab

Condition: **Satisfactory** Unsatisfactory Not Applicable
Comments:

13. Bulkhead

Condition: **Satisfactory** Unsatisfactory Not Applicable
Comments:

Harbor Master:  _____

Port Lavaca Port Commission Monthly Inspection

Month: **MARCH 2026** Location: **NLM / Smith Harbor**
21 APRIL 2026

1. Fire extinguisher

Condition: **Satisfactory** Unsatisfactory Not Applicable
Comments:

2. Parking area Smith Harbor

Condition: **Satisfactory** Unsatisfactory Not Applicable
Comments: **LSI moved shell material from the NLB parking lot to Smith Harbor around Poor Boys Bait spread and leveled.**

3. Main Frame & Floats

Condition: **Satisfactory** Unsatisfactory Not Applicable
Comments:

4. Dock Boxes

Condition: **Satisfactory** Unsatisfactory Not Applicable
Comments:

5. Water Lines, Valves, Etc.

Condition: **Satisfactory** Unsatisfactory Not Applicable
Comments:

6. Electrical & Lights

Condition: **Satisfactory** Unsatisfactory Not Applicable
Comments:

7. Pilings, Guides & Rollers

Condition: **Satisfactory** Unsatisfactory Not Applicable
Comments:

8. Rub Rails & Fenders

Condition: **Satisfactory** Unsatisfactory Not Applicable
Comments:

9. Cleats & Kevels

Condition: **Satisfactory** Unsatisfactory Not Applicable
Comments:

10. Gates & Locks

Condition: **Satisfactory** Unsatisfactory Not Applicable
Comments:

11. Dredging

Condition: **Satisfactory** Unsatisfactory Not Applicable
Comments:

12. shoreline

Condition: **Satisfactory** Unsatisfactory Not Applicable
Comments:

13. Bulkhead

Condition: **Satisfactory** Unsatisfactory Not Applicable
Comments:

Harbor Master: 

Port Lavaca Port Commission Monthly Building Inspection

Month: MARCH 2026 Location: NLB
21 APRIL 2026

1. Building Maintenance:

Condition: Satisfactory Unsatisfactory Not Applicable

Comments: 2 March 2026 Barefoot Construction repaired and painted walls, doors & trim; replaced ceiling tiles; pulled up carpet; put down new vinyl flooring in suite 1D. Replaced rotten floor in storage room. Completed 6 March 2026.

2. Decking:

Condition: Satisfactory Unsatisfactory Not Applicable

Comments:

3. Flooring:

Condition: Satisfactory Unsatisfactory Not Applicable

Comments:

4. Windows:

Condition: Satisfactory Unsatisfactory Not Applicable

Comments: 22 January 2026 Barefoot Construction started Window replacement, south end of building, 6 large windows. April 4, 2026 Barefoot Construction completed the window replacement of 6 large windows on the south end of the building.

5. Water Lines, Valves, Etc.

Condition: Satisfactory Unsatisfactory Not Applicable

Comments:

6. Electrical & Lights

Condition: **Satisfactory** Unsatisfactory Not Applicable

Comments:

7. HVAC

Condition: **Satisfactory** Unsatisfactory Not Applicable

Comment:

8. Roof:

Condition: **Satisfactory** Unsatisfactory Not Applicable

Comment:

9. Parking:

Condition: **Satisfactory** Unsatisfactory Not Applicable

Comments: **March 30 2026, LCI commenced the back parking lot project.**

10. Fire Extinguishers:

Condition: **Satisfactory** Unsatisfactory Not Applicable

Comments:

11. Hand Railing:


Condition: **Satisfactory** Unsatisfactory Not Applicable

Comments:

12. Stairs & Steps

Condition: **Satisfactory** Unsatisfactory Not Applicable

Comments:

Harbor Master: 

Port Lavaca Port Commission Monthly Inspection

Month: **MARCH 2026** Location: **Harbor of Refuge**
21 APRIL 2026

1. Road

Condition: **Satisfactory** Unsatisfactory Not Applicable
Comments:

2. Rail spur

Condition: Satisfactory **Unsatisfactory** Not Applicable
Comments:

3. Main Frame & Floats

Condition: Satisfactory Unsatisfactory **Not Applicable**
Comments:

4. Environmental

Condition: **Satisfactory** Unsatisfactory Not Applicable
Comments:

5. Water Lines, Valves, Etc.

Condition: **Satisfactory** Unsatisfactory Not Applicable
Comments:

6. Electrical & Lights

Condition: **Satisfactory** Unsatisfactory Not Applicable
Comments:

7. PERMIT

Condition: **Satisfactory** Unsatisfactory Not Applicable
Comments:

8. Rub Rails & Fenders

Condition: **Satisfactory** Unsatisfactory Not Applicable
Comments:

9. Cleats & Kevels

Condition: **Satisfactory** Unsatisfactory Not Applicable
Comments:

10. Gates & Locks

Condition: **Satisfactory** Unsatisfactory Not Applicable
Comments:

11. Mulch

Condition: **Satisfactory** Unsatisfactory Not Applicable
Comments:

12. Cement Cap

Condition: **Satisfactory** Unsatisfactory Not Applicable
Comments:

13. Bulkhead

Condition: **Satisfactory** Unsatisfactory Not Applicable
Comments:

14. CLEAN UP

Condition: Satisfactory Unsatisfactory Not Applicable

Comments: **April 3, 2026, Michael Balajka mowed, cut trees out of the fence west end, cleaned drain area, hauled off tires, etc. Public docks are adjacent to track 3.**

Harbor Master: 

COMMUNICATION

SUBJECT: RECEIVE FINANCIAL REPORTS OF PORT REVENUE FUND

INFORMATION:

- a) Tariff Report
- b) Account Aging Report
- c) Payment Report
- d) Profit and Loss Cash Flow Report
- e) Revenues and Expenditures
- f) Balance Report, Property Tax Distribution
- g) Purchase Order Report

Date Received	Reference	Description	CRUDE OIL	/	REPORTING MONTH	BARRELS OF CRUDE OIL	TARIFF AMOUNT PAID @ \$0.125 PER BARREL	TOTAL TARIFF AMOUNT PAID PREV YEAR	% DIFF FROM PREV YEAR
11/24/2025	1285072	EQUALIZER, INC.	OIL	/	10/2025	28,394.510	\$3,549.31	\$4,551.05	-22.01%
12/18/2025	1288042	EQUALIZER, INC.	OIL	/	11/2025	25,151.910	\$3,143.99	\$6,237.70	-49.60%
2/2/2026	1292622	EQUALIZER, INC.	OIL	/	12/2025	26,692.840	\$3,336.61	\$5,989.50	-44.29%
2/25/2026	1295559	EQUALIZER, INC.	OIL	/	01/2026	25,793.880	\$3,224.24	\$5,842.64	-44.82%
4/6/2026	1300209	EQUALIZER, INC.	OIL	/	02/2026	30,640.490	\$3,830.06	\$5,824.43	-34.24%
		EQUALIZER, INC.	OIL	/	03/2026			\$5,402.27	-100.00%
		EQUALIZER, INC.	OIL	/	04/2026			\$4,578.29	-100.00%
		EQUALIZER, INC.	OIL	/	05/2026			\$4,455.19	-100.00%
		EQUALIZER, INC.	OIL	/	06/2026			\$4,140.16	-100.00%
		EQUALIZER, INC.	OIL	/	07/2026			\$4,624.31	-100.00%
		EQUALIZER, INC.	OIL	/	08/2026			\$4,620.03	-100.00%
		EQUALIZER, INC.	OIL	/	09/2026				#DIV/0!
FY 2025-2026 - TOTAL							\$17,084.21	\$56,265.57	-69.64%

DAILY DOCK RENTAL REPORTING

Date Received	REPORTING MONTH	Reference	Description	Public Dock	REPORTING MONTH	PAID
11/24/2025	OCTOBER	1258068	MONTHLY DOCK FEE	\$900.00	10/2025	PAID
12/18/2025	NOVEMBER	1288038 & 1288036	MONTHLY DOCK FEE	\$900.00	11/2025	PAID
2/2/2026	DECEMBER	1292620 & 1292619	MONTHLY DOCK FEE	\$900.00	12/2025	PAID
2/25/2026	JANUARY	1295560 & 1295561	MONTHLY DOCK FEE	\$900.00	01/2026	PAID
4/7/2026	FEBRUARY	1300637 & 1300636	MONTHLY DOCK FEE	\$900.00	02/2026	PAID
	MARCH		MONTHLY DOCK FEE		03/2026	
	APRIL		MONTHLY DOCK FEE		04/2026	
	MAY		MONTHLY DOCK FEE		05/2026	
	JUNE		MONTHLY DOCK FEE		06/2026	
	JULY		MONTHLY DOCK FEE		07/2026	
	AUGUST		MONTHLY DOCK FEE		08/2026	
	SEPTEMBER		MONTHLY DOCK FEE		09/2026	

FEB

BARGE: Florida Marine - FMT 3060
Product/Cargo: Crude / Crude Oil
Port/Location: Port Lavaca, TX Gulfmark Energy Inc
AmSpec File#: 162-26-00065
Client Ref#: VG260201-B FMT 3060/PORT LAVACA 2/13/26
Date: 02/13/26



Certificate of Quantity

1- POWER BOAT

The undersigned herewith declares that the quantities are as follows:

	TCV (Total Calculated Volume)	GSV (Gross Standard Volume)	NSV (Net Standard Volume)
Barrels @ 60°F	11,918.87	11,918.87	11,918.87
US Gallons @ 60°F	500,592.54	500,592.54	500,592.54
Imperial Gallons @ 60°F	416,830.49	416,830.49	416,830.49
Pounds	3,803,139	3,803,139	3,803,139
Long Tons	1,697.830	1,697.830	1,697.830
Short Tons	1,901.569	1,901.569	1,901.569
Kilograms	1,725,075	1,725,075	1,725,075
Metric Tons (AIR)	1,725.075	1,725.075	1,725.075
Metric Tons (VAC)	1,727.088	1,727.088	1,727.088
Cubic Meters @ 15°C	1,894.172	1,894.172	1,894.172
Cubic Meters @ 20°C	1,901.204	1,901.204	1,901.204
Cubic Meters @ 60°F	1,894.949	1,894.949	1,894.949
Litres @ 15°C	1,894,172	1,894,172	1,894,172
Litres @ 20°C	1,901,204	1,901,204	1,901,204
Litres @ 60°F	1,894,949	1,894,949	1,894,949

Quantity Based On: Shore Figure
NSV Based On: Shore Tank Free Water and S&W

Comments:

API Used	FW	S&W %	S&W Bbls
23.6	See	Shore	Report

Joshua Pargas
AmSpec: Joshua Pargas

Any and all information and data contained in AmSpec's final report(s) are obtained as a result of inspection and testing protocols undertaken according to the nominated instructions of the client, the results of which are based on industry technical standards and protocols. AmSpec warrants that it has exercised due diligence and care with respect to the information, opinions and professional judgments embodied in this report. The report reflects the findings at the time and place of inspection. AmSpec, LLC cannot attest to the veracity of any information or data supplied by third parties and as a consequence, cannot be held liable for same. AmSpec personnel do not release vessels. This responsibility solely remains with terminals, principals, charterers, owners and operators. Note: All of the above was performed in accordance with API Chapters 3, 7, 8, 11.1, 12 & 17 guidelines.

AmSpec, LLC

151 Alcoa Dr.
Port Lavaca, TX 77979
Email: portlavaca@amspecgroup.com

FEB

BARGE: MM 160
Product/Cargo: Crude / Heavy Crude Oil
Port/Location: Port Lavaca, TX Gulfmark Energy Inc
AmSpec File#: 162-26-00084
Client Ref#: ER260201, MM 160, LOAD CRUDE PORT LAVACA 3/1/26
Date: 03/01/26



Certificate of Quantity

1 - POWER BOAT

The undersigned herewith declares that the quantities are as follows:

	TCV (Total Calculated Volume)	GSV (Gross Standard Volume)	NSV (Net Standard Volume)
Barrels @ 60°F	18,721.62	18,721.62	18,721.62
US Gallons @ 60°F	786,308.04	786,308.04	786,308.04
Imperial Gallons @ 60°F	654,738.41	654,738.41	654,738.41
Pounds	5,977,656	5,977,656	5,977,656
Long Tons	2,668.597	2,668.597	2,668.597
Short Tons	2,988.828	2,988.828	2,988.828
Kilograms	2,711,419	2,711,419	2,711,419
Metric Tons (AIR)	2,711.419	2,711.419	2,711.419
Metric Tons (VAC)	2,714.582	2,714.582	2,714.582
Cubic Meters @ 15°C	2,975.280	2,975.280	2,975.280
Cubic Meters @ 20°C	2,986.295	2,986.295	2,986.295
Cubic Meters @ 60°F	2,976.500	2,976.500	2,976.500
Litres @ 15°C	2,975,280	2,975,280	2,975,280
Litres @ 20°C	2,986,295	2,986,295	2,986,295
Litres @ 60°F	2,976,500	2,976,500	2,976,500

Quantity Based On: Shore Figure

NSV Based On: Shore Tank Free Water and S&W

Comments:

API Used	FW	S&W %	S&W Bbls
23.8	See	Shore	Report

Joshua Pargas
 AmSpec: Joshua Pargas

Any and all information and data contained in AmSpec's final report(s) are obtained as a result of inspection and testing protocols undertaken according to the nominated instructions of the client, the results of which are based on industry technical standards and protocols. AmSpec warrants that it has exercised due diligence and care with respect to the information, opinions and professional judgments embodied in this report. The report reflects the findings at the time and place of inspection. AmSpec, LLC cannot attest to the veracity of any information or data supplied by third parties and as a consequence, cannot be held liable for same. AmSpec personnel do not release vessels. This responsibility solely remains with terminals, principals, charterers, owners and operators. Note: All of the above was performed in accordance with API Chapters 3, 7, 8, 11.1, 12 & 17 guidelines.

AmSpec, LLC

151 Alcoa Dr.
 Port Lavaca, TX 77979
 Email: portlavaca@amspecgroup.com

HELENA CHEMICAL

0.79

Date Received	Reference	Description	BARGE SHORT TONS	RAIL SHORT TONS	REPORTING MONTH	TOTAL FERTILIZER BULK TONS	BARGE ONLY	RAIL ONLY	TOTAL TARIFF AMOUNT PAID @ \$0.79 PER TON	TOTAL TARIFF AMOUNT PAID PREV YEAR	% DIFF FROM PREV YEAR	
10/27/2025	ACH PMT	HELENA CHEMICAL	17421.851	0	10/2025	17421.851	\$13,763.26	\$0.00	\$13,763.26	\$7,460.90	84.47%	
11/26/2025	ACH PMT	HELENA CHEMICAL	10199.207	0	11/2025	10199.207	\$8,057.37	\$0.00	\$8,057.37	\$3,569.26	125.74%	
1/14/2026	ACH PMT	HELENA CHEMICAL	4656.732	0	12/2025	4656.732	\$3,678.82	\$0.00	\$3,678.82	\$11,089.56	-66.83%	
4/1/2026	ACH PMT	HELENA CHEMICAL	6522.817	0	01/2026	6522.817	\$5,153.03	\$0.00	\$5,153.03	\$3,927.70	31.20%	
2/25/2026	ACH PMT	HELENA CHEMICAL	21547.252	0	02/2026	21547.252	\$17,022.33	\$0.00	\$17,022.33	\$6,013.56	183.07%	
3/20/2025	ACH PMT	HELENA CHEMICAL	18073.137	0	03/2026	18073.137	\$14,277.78	\$0.00	\$14,277.78	\$11,825.85	20.73%	
	ACH PMT	HELENA CHEMICAL		0	04/2026			\$0.00		\$9,627.43	-100.00%	
	ACH PMT	HELENA CHEMICAL		0	05/2026			\$0.00		\$2,569.13	-100.00%	
	ACH PMT	HELENA CHEMICAL		0	06/2026			\$0.00		\$6,226.39	-100.00%	
	ACH PMT	HELENA CHEMICAL		0	07/2026			\$0.00		\$2,516.15	-100.00%	
	ACH PMT	HELENA CHEMICAL		0	08/2026			\$0.00		\$0.00	#DIV/0!	
	ACH PMT	HELENA CHEMICAL		0	09/2026					\$1,213.41	-100.00%	
TOTAL							78420.996	0		\$61,952.59	\$66,039.34	-6.19%

Receivables - 5008

MONTHLY RAIL FEE

REPORTING

Date Received	MONTH	Reference	Description	RAIL	REPORTING MONTH	PAID
	OCT	ACH	MONTHLY RAIL FEE		10/2025	
	NOV	ACH	MONTHLY RAIL FEE		11/2025	
	DEC	ACH	MONTHLY RAIL FEE		12/2025	
	JAN	ACH	MONTHLY RAIL FEE		01/2026	
	FEB	ACH	MONTHLY RAIL FEE		02/2026	
	MAR	ACH	MONTHLY RAIL FEE		03/2026	
	APR	ACH	MONTHLY RAIL FEE		04/2026	
	MAY	ACH	MONTHLY RAIL FEE		05/2026	
	JUNE	ACH	MONTHLY RAIL FEE		06/2026	
	JULY	ACH	MONTHLY RAIL FEE		07/2026	
	AUG	ACH	MONTHLY RAIL FEE		08/2026	
	SEPT	ACH	MONTHLY RAIL FEE		09/2026	

\$0.00



MONTHLY TARIFF REPORT

DATE: Feb 19, 2026

REPORTING PERIOD: JAN 2026
(MONTH) (YEAR)

COMPANY NAME: Helena Agri-Enterprises, LLC

MAILING ADDRESS: 225 Schilling Blvd., Suite 300
(P. O. Box Number or Street)

Collierville TN 38017
(City) (State) (Zip Code)

<u>6,522.817</u> Tons	Tons of Fertilizer BARGE / RAIL	<u>DRY OR LIQUID</u> (Name of Product)	@ 0.79¢ per ton
<u>0</u> Tons	Barrels of Crude Oil	<u>CRUDE CONDENSATE</u> (Name of Product)	@ 0.125¢ per barrel

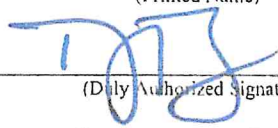
Subject to the tariff adopted by the City of Port Lavaca Port Commission are hereby reported by the above-named company during the period covered hereby and payment in the amount of \$ 5,153.03 is attached hereto representing tariff due in accordance with the above rate.

I hereby certify that this report is submitted in compliance with the requirements of the tariff adopted by the City of Port Lavaca Port Commission and the information reported hereby is true, correct and complete.

WITNESS MY HAND this 19th day of FEB, 2026.

Terminal Manager _____
(Title)

Trey Franz
(Printed Name)


(Duly Authorized Signature)

Port Commission's Main Office Phone Number: (361) 552-9793 Ext. 221 rgarza@portlavaca.org Fax No.: (361) 552-6062
Port Commission's Main Mailing Address: City of Port Lavaca Port Commission 202 N. Virginia St Port Lavaca, TX 77979



MONTHLY TARIFF REPORT

DATE: MAR 20, 2026

REPORTING PERIOD: March 2026
(MONTH) (YEAR)

COMPANY NAME: Helena Agri-Enterprises, LLC

MAILING ADDRESS: 225 Schilling Blvd., Suite 300
(P. O. Box Number or Street)

Collierville TN 38017
(City) (State) (Zip Code)


<u>18,073.137</u> Tons	Tons of Fertilizer BARGE / RAIL	<u>DRY OR LIQUID</u> (Name of Product)	@ 0.79¢ per ton
<u>0</u> Tons	Barrels of Crude Oil	<u>CRUDE CONDENSATE</u> (Name of Product)	@ 0.125¢ per barrel

Subject to the tariff adopted by the City of Port Lavaca Port Commission are hereby reported by the above-named company during the period covered hereby and payment in the amount of \$ 14,277.78 is attached hereto representing tariff due in accordance with the above rate.

I hereby certify that this report is submitted in compliance with the requirements of the tariff adopted by the City of Port Lavaca Port Commission and the information reported hereby is true, correct and complete.

WITNESS MY HAND this 20th day of MAR, 2026

Terminal Manager _____
(Title)

Trey Franz
(Printed Name)

(Duly Authorized Signature)

Port Commission's Main Office Phone Number: (361) 552-9793 Ext. 221 rgarza@portlavaca.org Fax No.: (361) 552-6062
Port Commission's Main Mailing Address: City of Port Lavaca Port Commission 202 N. Virginia St Port Lavaca, TX 77979

DRAFT SURVEY BY DISPLACEMENT

MBL 983

Barge Type : **RAKE**

Depth =	13.000 ft	Length of Box =	172.000 ft
Beam =	35.000 ft	Bilge Radius =	0.500 ft
Spec Grv =	0.9990 (LIGHT Condition)	Rake Length =	28.000 ft
Spec Grv =	0.9990 (LOADED Condition)	Rake Height =	13.000 ft

LIGHT FREEBOARDS

LOADED FREEBOARDS

Fwd Port =	11 ft	0.000 in	Fwd Port =	4 ft	5.000 in
Fwd Stbd =	11 ft	0.750 in	Fwd Stbd =	4 ft	6.000 in
Mid Port =	11 ft	4.500 in	Mid Port =	4 ft	3.500 in
Mid Stbd =	11 ft	5.000 in	Mid Stbd =	4 ft	7.000 in
Aft Port =	11 ft	8.750 in	Aft Port =	4 ft	2.000 in
Aft Stbd =	11 ft	9.500 in	Aft Stbd =	4 ft	6.000 in

Full Load:

Mean Draft = 8 ft 7.083 in
 Volume (Cu. Ft.) = 56,481.119

Light Barge:

Mean Draft = 1 ft 7.250 in
 Volume (Cu. Ft.) = 10,193.391

Cargo Deadweight:

Pounds = 2,886,854
Short Tons = 1,443.427
 Metric Tons = 1,309.457
 Long Tons = 1,288.774

AmSpec Inc.



Larry C. Zeringue, Operations

2/12/2026
 Page 1

This document is issued by the company subject to the Terms and Conditions at <https://www.amspecgroup.com/terms-conditions>. Any holder of this document is advised that information contained herein reflects the Company's findings at the time and place of its intervention only and within the scope of the client's instructions. The Company's sole responsibility is to its client and the Company disclaims any liability to third parties. Any alteration, forgery or falsification of the content or appearance of this document is unlawful.

BARGE REPORT

MBL 983

Barge Type : Rake with Fiberglass Lift Top.

Water in Void Compartments

Empty Barge

Bow = Empty
1 Port = Empty 1 Stbd = Empty
2 Port = 1.75" 2 Stbd = 0.50"
3 Port = 1.50" 3 Stbd = 0.50"
4 Port = 0.50" 4 Stbd = Empty
5 Port = OMIT 5 Stbd = OMIT
Stern = 1.50"

Loaded Barge

Bow = Empty
1 Port = 2.00" 1 Stbd = Empty
2 Port = 2.00" 2 Stbd = 0.50"
3 Port = 1.75" 3 Stbd = Empty
4 Port = 1.00" 4 Stbd = Empty
5 Port = OMIT 5 Stbd = OMIT
Stern = 3.50"

ADDITIONAL COMMENTS: Cargo box was found to be clean and free of previous cargo

AmSpec Inc.



Larry C. Zeringue, Operations

2/12/2026
Page 2

This document is issued by the company subject to the Terms and Conditions at <https://www.amspecgroup.com/terms-conditions>. Any holder of this document is advised that information contained herein reflects the Company's findings at the time and place of its intervention only and within the scope of the client's instructions. The Company's sole responsibility is to its client and the Company disclaims any liability to third parties. Any alteration, forgery or falsification of the content or appearance of this document is unlawful.

Vessel Facts

Vessel ID :	MTC433B	Commodity :	UREA
Wet/Dry :	Dry	Equipment Type :	BOX
Vessel Type :	BARGE	Order No:	34776899
Voyage ID :	14190		
Empty Survey D/T :		Complete Date:	2/16/2026 2:30:00 PM
Loaded Survey D/T :		Release Date:	2/16/2026 2:30:00 PM
Placement Date :	2/16/2026 7:00:00 AM	Origin City:	Donaldsonville
Start Date :	2/16/2026 8:30:00 AM	Origin State:	LA
Depth:	13Ft. 0In.	Bilge Radius:	-Ft.
Beam:	35Ft. 0In.	Rake Horizontal:	-Ft.
Length:	200Ft. 0In.	Rake Vertical:	-Ft.

Order Information

Order No:	34776899	Cust PO No:	627494012
Cust/Bill:	100292	CHS INC	
Ship To:	207591	CUSTOMER ARRANGED BARGE	
City:		State:	

Freeboard

	Empty	Loaded
Fwd/Bow Port:	11'-6.999	4'-2
Fwd/Bow Star:	11'-6.999	4'-3
Mid Port:	11'-6.5	4'-2
Mid Star:	11'-6	4'-3
Aft/Stern Port:	11'-6.999	4'-1.5
Aft/Stern Star:	11'-6	4'-3
Mean Freeboard:	11'-6.583	4'-2.416
Mean Draft:	1'-5.416	8'-9.583
Water Density:	0.997	0.997
Net Tons:	-10.662	1597.291
	Tons Corrected for Density	1607.953

Published on 2/17/2026 2:13:39 PM



DRAFT SURVEY BY DISPLACEMENT

PGM 239 B

Barge Type : **BOX**

Depth =	14.000 ft	Length of Box =	200.000 ft
Beam =	35.000 ft	Bilge Radius =	0.500 ft
Spec Grv =	0.9980 (LIGHT Condition)		
Spec Grv =	0.9990 (LOADED Condition)		

LIGHT FREEBOARDS

Fwd Port =	12 ft	2.000 in
Fwd Stbd =	12 ft	6.000 in
Mid Port =	12 ft	3.000 in
Mid Stbd =	12 ft	7.000 in
Aft Port =	12 ft	2.000 in
Aft Stbd =	12 ft	6.000 in

LOADED FREEBOARDS

Fwd Port =	5 ft	2.000 in
Fwd Stbd =	5 ft	0.000 in
Mid Port =	5 ft	2.000 in
Mid Stbd =	5 ft	0.000 in
Aft Port =	5 ft	2.000 in
Aft Stbd =	5 ft	3.000 in

Full Load:

Mean Draft =	8 ft	10.500 in
Volume (Cu. Ft.) =		62,101.662

Light Barge:

Mean Draft =	1 ft	7.667 in
Volume (Cu. Ft.) =		11,448.884

Cargo Deadweight:

Pounds =	3,159,806
Short Tons =	1,579.903
Metric Tons =	1,433.266
Long Tons =	1,410.628

AmSpec Inc.



Larry C. Zeringue, Operations

2/9/2026
 Page 1

This document is issued by the company subject to the Terms and Conditions at <https://www.amspecgroup.com/terms-conditions>. Any holder of this document is advised that information contained herein reflects the Company's findings at the time and place of its intervention only and within the scope of the client's instructions. The Company's sole responsibility is to its client and the Company disclaims any liability to third parties. Any alteration, forgery or falsification of the content or appearance of this document is unlawful.

BARGE REPORT

PGM 239 B

Barge Type : Box with Fiberglass Lift Top.

Water in Void Compartments

Empty Barge

Bow = 1.00"
1 Port = 2.00" 1 Stbd = Empty
2 Port = 2.50" 2 Stbd = 0.50"
3 Port = 1.00" 3 Stbd = Empty
4 Port = 1.50" 4 Stbd = Empty
5 Port = 3.50" 5 Stbd = Empty
Stern = 1.00"

Loaded Barge

Bow = 1.00"
1 Port = Empty 1 Stbd = 2.00"
2 Port = Empty 2 Stbd = 3.00"
3 Port = Empty 3 Stbd = 1.00"
4 Port = 1.50" 4 Stbd = Empty
5 Port = 2.00" 5 Stbd = 1.50"
Stern = 1.00"

ADDITIONAL COMMENTS: Cargo box was found to be clean and free of previous cargo

AmSpec Inc.



Larry C. Zeringue, Operations

2/9/2026
Page 2

This document is issued by the company subject to the Terms and Conditions at <https://www.amspecgroup.com/terms-conditions>. Any holder of this document is advised that information contained herein reflects the Company's findings at the time and place of its intervention only and within the scope of the client's instructions. The Company's sole responsibility is to its client and the Company disclaims any liability to third parties. Any alteration, forgery or falsification of the content or appearance of this document is unlawful.



Item #3.

DRAFT SURVEY BY DISPLACEMENT

AGS 187

Barge Type : **RAKE**

Depth =	13.000 ft	Length of Box =	172.000 ft
Beam =	35.000 ft	Bilge Radius =	0.500 ft
Spec Grv =	0.9975 (LIGHT Condition)	Rake Length =	28.000 ft
Spec Grv =	0.9970 (LOADED Condition)	Rake Height =	13.000 ft

LIGHT FREEBOARDS

LOADED FREEBOARDS

Fwd Port =	11 ft	0.750 in	Fwd Port =	4 ft	6.000 in
Fwd Stbd =	11 ft	1.000 in	Fwd Stbd =	4 ft	5.500 in
Mid Port =	11 ft	4.500 in	Mid Port =	4 ft	4.750 in
Mid Stbd =	11 ft	4.500 in	Mid Stbd =	4 ft	3.000 in
Aft Port =	11 ft	9.000 in	Aft Port =	4 ft	3.750 in
Aft Stbd =	11 ft	9.250 in	Aft Stbd =	4 ft	3.000 in

Full Load:

Mean Draft = 8 ft 7.667 in
 Volume (Cu. Ft.) = 56,779.655

Light Barge:

Mean Draft = 1 ft 7.167 in
 Volume (Cu. Ft.) = 10,139.368

Cargo Deadweight:

Pounds = 2,902,702
Short Tons = 1,451.351
 Metric Tons = 1,316.645
 Long Tons = 1,295.849

AmSpec Inc.



Larry C. Zeringue

Larry C. Zeringue, Operations

12/19/2025
 Page 1

This document is issued by the company subject to the Terms and Conditions at <https://www.amspecgroup.com/terms-conditions>. Any holder of this document is advised that information contained herein reflects the Company's findings at the time and place of its intervention only and within the scope of the client's instructions. The Company's sole responsibility is to its client and the Company disclaims any liability to third parties. Any alteration, forgery or falsification of the content or appearance of this document is unlawful.

RSB009

BARGE REPORT

AGS 187

Barge Type : Rake with Fiberglass Lift Top.

Water in Void Compartments

Empty Barge

Bow = Empty
1 Port = 0.50" 1 Stbd = 0.75"
2 Port = 0.75" 2 Stbd = Empty
3 Port = 1.50" 3 Stbd = Empty
4 Port = 1.00" 4 Stbd = 0.25"
5 Port = OMIT 5 Stbd = OMIT
Stern = 1.00"

Loaded Barge

Bow = Empty
1 Port = Empty 1 Stbd = 1.75"
2 Port = Empty 2 Stbd = 0.50"
3 Port = 0.50" 3 Stbd = 0.50"
4 Port = 0.50" 4 Stbd = 0.50"
5 Port = OMIT 5 Stbd = OMIT
Stern = 0.50"

ADDITIONAL COMMENTS: Cargo box was found to be clean and free of previous cargo

AmSpec Inc.



Larry C. Zeringue, Operations

12/19/2025
Page 2

This document is issued by the company subject to the Terms and Conditions at <https://www.amspecgroup.com/terms-conditions>. Any holder of this document is advised that information contained herein reflects the Company's findings at the time and place of its intervention only and within the scope of the client's instructions. The Company's sole responsibility is to its client and the Company disclaims any liability to third parties. Any alteration, forgery or falsification of the content or appearance of this document is unlawful.

RSB009

ACCOUNT AGING REPORT

4/16/2026

Apr-26

Item #3.

ACCOUNT NO#	----- NAME -----	LAST PAY	LAST TRANS AMT	T --CURRENT--	+1 MONTHS	+2 MONTHS	+3 MONTHS	+4 MONTHS	--BALANCE--	
5001		4/1/2026	\$ 1,500.00	\$ -				\$ -	-	
5002		2/23/2026	\$ 11,100.00	\$ -	\$3,700.00 Credit			\$ -	-	
5003		4/2/2026	\$ 417.75	\$ -				\$ -	-	
5004		3/27/2026	\$ 4,020.00	\$ -				\$ -	-	
5005		4/3/2026	\$ 2,823.00	\$ -				\$ -	-	
5006		4/7/2026	\$ 2,934.43	\$ -				\$ -	-	
5006		4/7/2026	\$4,200.00	\$ -				\$ -	-	
5007		4/1/2026	\$ 2,970.76	\$ -				\$ -	-	
5007		4/1/2026	\$ 1,754.61	\$ -				\$ -	-	
5007		4/1/2026	\$ 3,121.68	\$ -				\$ -	-	
5008		4/1/2026	\$ 9,575.18	\$ -				\$ -	-	
5009		4/7/2026	\$ 890.63	\$ -				\$ -	-	
5010		4/1/2026	\$ 1,455.17	\$ -				\$ -	-	
5011		4/10/2026	\$ 5,344.26	\$ -				\$ -	.63 CR	
5012		3/26/2026	\$ 1,862.49	\$ -				\$ -	-	
5013		4/1/2026	\$ 787.22	\$ -				\$ -	-	
5014		4/1/2026	\$ 2,351.04	\$ -				\$ -	-	
5018				\$ 350.90	\$31.90 LATE FEE			\$ -	350.90	
									\$ -	
99-1963-04		4/7/2026	\$ 291.00	\$ -				\$ -	-	
99-1973-08		4/9/2026	\$ 347.00	\$ -				\$ -	-	
99-1983-09		4/1/2026	\$ 291.00	\$ -				\$ -	-	
99-1993-05		3/2/2026	\$ 347.00	\$ -				\$ -	-	
99-2003-05		4/10/2026	\$ 375.00	\$ -				\$ -	-	
99-2015-16		4/1/2026	\$ 375.00	\$ -				\$ -	-	
99-2043-07		4/1/2026	\$ 375.00	\$ -				\$ -	-	
99-2053-12		3/26/2026	\$ 294.00	\$ -				\$ -	-	
99-2063-12		4/7/2026	\$ 403.00	\$ -				\$ -	-	
99-2073-09		4/7/2026	\$ 319.00	\$ -				\$ -	-	
99-2443-05		4/1/2026	\$ 266.00	\$ -				\$ -	-	
99-2133-07		4/1/2026	\$ 319.00	\$ -				\$ -	-	
99-2134-11		4/8/2026	\$ 694.00	\$ -	NEW ACCOUT - RENT AND DEPOSIT			\$ -	-	
99-2173-08		4/14/2026	\$ 381.70	\$ -				\$ -	-	
99-2193-07		3/27/2026	\$ 196.00	\$ -				\$ -	-	
99-2223-13				\$ 420.00	NEW ACCOUT - RENT AND DEPOSIT			\$ -	420.00	
99-2213-04		4/1/2026	\$ 196.00	\$ -				\$ -	-	
99-2253-07		4/1/2026	\$ 249.00	\$ -				\$ -	-	
99-2273-08		4/1/2026	\$ 196.00	\$ -				\$ -	-	
99-2233-08		4/1/2026	\$ 196.00	\$ -				\$ -	-	
99-2313-15		3/26/2026	\$ 196.00	\$ -				\$ -	-	
99-2443-06		4/1/2026	\$ 252.00	\$ -				\$ -	-	
99-2481-05		4/1/2026	\$ 266.00	\$ -				\$ -	-	
99-2493-09		3/5/2026	\$ 582.00	\$ 291.00	NEW ACCOUT - RENT AND DEPOSIT			\$ -	291.00	
99-2513-07		3/11/2626	\$ 582.00	\$ -	NEW ACCOUT - RENT AND DEPOSIT			\$ -	-	
99-2421-07		4/1/2026	\$ 294.00	\$ -				\$ -	-	
99-2543-09		4/1/2026	\$ 343.00	\$ -				\$ -	-	
99-2163-03		4/1/2026	\$ 630.00	\$ -				\$ -	-	
*****									*****	
**** BOOK #:00	99	TOTAL ACCOUNTS:	39	\$ 66,363.92	1,061.90	0	0	0	0	1,061.90

PORT COMMISSION PAYMENT REPORT - MARCH 2026

Item #3.

VENDOR NAME	ITEM #	G/L ACCOUNT	NAME DESCRIPTION	CHECK #	AMOUNT
01-100335 PORT LAVACA, CITY OF	I-02/2026	504 51000536.03	WATER : WATER / SEWER - FEBRUARY 2026	70580	\$262.08
			VENDOR TOTALS		\$262.08
01-102309 REPUBLIC SERVICES #847	I-0847-001438134	504 51000533.14	CONTRACTED SERVICES : CONTAINER - PORT COMMISSION	1451	\$317.46
			VENDOR TOTALS		\$317.46
01-100840 ROBERTS, ODEFEY, WITTE	I-1608-004M/6617	504 51000532.07	LEGAL - REGULAR : PORT COMMISSION - DECEMBER 2025	238	\$1,995.00
			VENDOR TOTALS		\$1,995.00
01-100093 SPARKLIGHT	I-20031799/0326	504 50070536.504	CABLE & INTERNET : INTERNET SERVICES	70664	\$151.56
			VENDOR TOTALS		\$151.56
01-102621 UNIFIRST CORPORATION	I-2680127565	504 51000523.03	CLEANING & JANITORIAL : CLEANING SUPPLIES	70671	\$94.43
			VENDOR TOTALS		\$94.43
01-102134 VICTORIA ENGINEERING	I-17800	504 51000561.02	CE- LAND & IMPROVEMENT : ENGINEERING SERVICE	70672	\$6,586.25
			VENDOR TOTALS		\$6,586.25
01-102014 VERIZON WIRELESS	I-6133694051	504 51000536.02	TELEPHONE : CELL PHONE CHARGES	70601	\$37.21
			VENDOR TOTALS		\$37.21
			REPORT GRAND TOTAL		\$37,503.90



CITY OF
PORT LAVACA

202 N. Virginia, Port Lavaca, Texas 77979-0105 www.portlavaca.org
Main Number: 361-552-9793 Main Facsimile: 361-552-6062

To: Members of the Port Commission
From: Brittney Hogan, Finance Director 
Subject: FY 25-26 Financial Highlights through March 30, 2026
Date: April 9, 2026

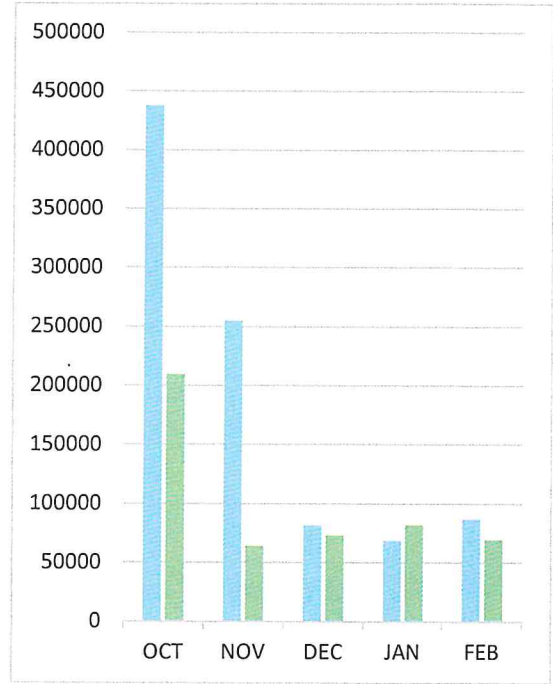
Port Commission Snapshot

	January	February	March	FYTD
City Harbor				
Revenue	\$ 13,254.42	\$ 12,863.12	\$ 12,863.12	\$ 77,658.28
Expenses	\$ 2,947.59	\$ 2,261.37	\$ 2,959.73	\$ 17,255.90
Gain / (Loss)	\$ 10,306.83	\$ 10,601.75	\$ 9,903.39	\$ 60,402.38
Harbor of Refuge				
Revenue	\$ 34,801.65	\$ 56,690.10	\$ 48,931.22	\$ 262,976.52
Expenses	\$ 14,232.37	\$ 11,013.07	\$ 14,288.62	\$ 81,031.21
Gain / (Loss)	\$ 20,569.28	\$ 45,677.03	\$ 34,642.60	\$ 181,945.31
Nautical Landings				
Revenue	\$ 16,551.42	\$ 15,564.95	\$ 16,559.34	\$ 94,324.16
Expenses	\$ 23,276.53	\$ 8,338.07	\$ 30,030.24	\$ 125,591.98
Gain / (Loss)	\$ (6,725.11)	\$ 7,226.88	\$ (13,470.90)	\$ (31,267.82)
Smith Harbor				
Revenue	\$ 1,560.56	\$ 1,500.00	\$ 1,500.00	\$ 9,015.14
Expenses	\$ 679.37	\$ 521.20	\$ 682.16	\$ 3,723.65
Gain / (Loss)	\$ 881.19	\$ 978.80	\$ 817.84	\$ 5,291.49
Interest Income	\$ 2,806.33	\$ 2,376.00	\$ 2,763.95	\$ 16,100.82
Property Tax Revenue	\$ -	\$ -	\$ -	\$ 96,284.00
Grant Revenue	\$ -	\$ -	\$ -	\$ 459,066.81
Total Gain / (Loss)	\$ 27,838.52	\$ 66,860.46	\$ 34,656.88	\$ 787,822.99
				\$ 1,015,425.73

* This report does not conform to GAAP and is unaudited.

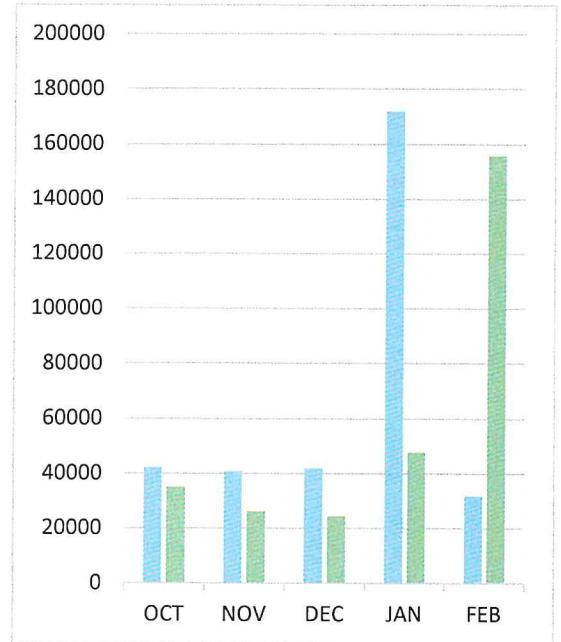
PORTS AND HARBORS REVENUE FUND

<u>MONTH</u>	<u>2026 REVENUE</u>	<u>2025 REVENUE</u>	<u>MONTHLY VARIANCE</u>
OCT	\$437,650.61	\$209,551.26	\$ 228,099.35
NOV	\$255,253.15	\$64,149.79	\$ 191,103.36
DEC	\$81,935.79	\$73,311.75	\$ 8,624.04
JAN	\$68,974.38	\$82,215.56	\$ (13,241.18)
FEB	\$86,973.49	\$69,478.78	\$17,494.71
MAR	\$82,617.63	\$73,361.91	\$ 9,255.72
APR			\$ -
MAY			\$ -
JUN			\$ -
JUL			\$ -
AUG			\$ -
SEP			\$ -
TOTAL	\$1,013,405.05	\$572,069.05	\$ 441,336.00



PORTS AND HARBORS EXPENDITURE FUND

<u>MONTH</u>	<u>2026 EXPENSES</u>	<u>2025 EXPENSES</u>	<u>MONTHLY VARIANCE</u>
OCT	\$42,120.48	\$35,084.57	\$ 7,035.91
NOV	\$40,847.23	\$26,164.06	\$ 14,683.17
DEC	\$41,898.46	\$24,400.98	\$ 17,497.48
JAN	\$172,005.36	\$47,704.64	\$ 124,300.72
FEB	\$31,933.71	\$155,794.53	\$ (123,860.82)
MAR	\$54,547.00	\$39,162.21	\$ 15,384.79
APR			\$ -
MAY			\$ -
JUN			\$ -
JUL			\$ -
AUG			\$ -
SEP			\$ -
TOTAL	\$383,352.24	\$328,310.99	\$ 55,041.25



Cash Profit and Loss Statement

	January	February	March	FYTD
City Harbor				
Dock Lease	\$ 13,153.12	\$ 12,863.12	\$ 12,863.12	\$ 77,468.72
Oyster Tarrifs	\$ -	\$ -	\$ -	\$ -
Late Payment Penalties	\$ 101.30	\$ -	\$ -	\$ 189.56
Total City Harbor	\$ 13,254.42	\$ 12,863.12	\$ 12,863.12	\$ 77,658.28
Harbor of Refuge				
Tarrifs				
Oil	\$ -	\$ 6,560.85	\$ -	\$ 14,238.90
Fertilizer	\$ 3,678.82	\$ 17,022.33	\$ 14,277.78	\$ 55,814.81
Oyster	\$ -	\$ -	\$ -	\$ -
Rentals				
Daily Dock Rental	\$ 7,750.00	\$ 13,525.00	\$ 7,525.00	\$ 53,800.00
Dock Rentals	\$ -	\$ -	\$ -	\$ -
Dock Leases	\$ 22,372.83	\$ 18,172.83	\$ 25,700.40	\$ 130,655.97
Railroad Fee	\$ 1,000.00	\$ 1,000.00	\$ 1,000.00	\$ 6,000.00
Late Payment Penalties	\$ -	\$ 409.09	\$ 428.04	\$ 2,466.84
Total Harbor of Refuge	\$ 34,801.65	\$ 56,690.10	\$ 48,931.22	\$ 262,976.52
Nautical Landings				
Dock Rent	\$ -	\$ -	\$ -	\$ -
Dock Lease	\$ 7,336.00	\$ 7,152.00	\$ 7,496.00	\$ 42,158.40
Building Lease	\$ 8,383.85	\$ 8,383.85	\$ 9,028.64	\$ 50,946.39
Building Rentals	\$ -	\$ -	\$ -	\$ -
Washer-Dryer	\$ -	\$ -	\$ -	\$ 264.00
Miscellaneous	\$ 30.00	\$ -	\$ -	\$ 90.00
Late Payment Penalties	\$ 801.57	\$ 29.10	\$ 34.70	\$ 865.37
Auction Proceeds	\$ -	\$ -	\$ -	\$ -
Total Nautical Landings	\$ 16,551.42	\$ 15,564.95	\$ 16,559.34	\$ 94,324.16
Smith Harbor				
Rent	\$ 1,560.56	\$ 1,500.00	\$ 1,500.00	\$ 9,015.14
Late Payment Penalties	\$ -	\$ -	\$ -	\$ -
Total Smith Harbor	\$ 1,560.56	\$ 1,500.00	\$ 1,500.00	\$ 9,015.14
Interest Income	\$ 2,806.33	\$ 2,376.00	\$ 2,763.95	\$ 16,100.82
Property Tax Revenue	\$ -	\$ -	\$ -	\$ 96,284.00
Grant Revenue	\$ -	\$ -	\$ -	\$ 459,066.81
Total Income	\$ 68,974.38	\$ 88,994.17	\$ 82,617.63	\$ 1,015,425.73

* This report does not conform to GAAP and is unaudited.

Cash Profit and Loss Statement

Item #3.

	January	February	March	FYTD	
City Harbor					
Overhead Allocation	\$ 2,947.59	\$ 2,261.37	\$ 2,959.73	\$ 16,155.90	
R&M Infrastructure	\$ -	\$ -	\$ -	\$ -	
R&M Building	\$ -	\$ -	\$ -	\$ -	
Contracted Services	\$ -	\$ -	\$ -	\$ 1,100.00	
Total City Harbor	\$ 2,947.59	\$ 2,261.37	\$ 2,959.73	\$ 17,255.90	
Harbor of Refuge					
Overhead Allocation	\$ 13,855.57	\$ 10,629.88	\$ 13,912.62	\$ 75,943.10	
Electricity	\$ 376.80	\$ 383.19	\$ 376.00	\$ 1,889.59	
R&M Infrastructure	\$ -	\$ -	\$ -	\$ -	
Contracted Services	\$ -	\$ -	\$ -	\$ 3,198.52	
Total Harbor of Refuge	\$ 14,232.37	\$ 11,013.07	\$ 14,288.62	\$ 81,031.21	
Nautical Landings					
Overhead Allocation	\$ 5,684.83	\$ 4,361.36	\$ 5,708.24	\$ 31,158.86	
Cable & Internet	\$ 151.56	\$ 151.56	\$ 151.56	\$ 849.36	
R&M Building	\$ 362.25	\$ 819.16	\$ 5,229.20	\$ 24,702.61	
R&M Infrastructure	\$ -	\$ -	\$ -	\$ 659.12	
R&M Furniture & Equip	\$ -	\$ -	\$ -	\$ -	
Cleaning & Janitorial	\$ 230.90	\$ 604.31	\$ 644.43	\$ 3,902.64	
Lighting & Decoration	\$ -	\$ -	\$ -	\$ -	
Contracted Services	\$ -	\$ 293.94	\$ 317.46	\$ 5,778.22	
Windstorm Insurance	\$ -	\$ -	\$ -	\$ 14,621.49	
Flood Insurance	\$ -	\$ -	\$ -	\$ -	
Electricity	\$ 1,376.20	\$ 1,951.09	\$ 2,428.41	\$ 9,529.05	
Telephone	\$ 193.86	\$ 156.65	\$ 193.86	\$ 1,185.27	
Water	\$ 276.93	\$ -	\$ 262.08	\$ 1,517.36	
Landscaping	\$ -	\$ -	\$ 95.00	\$ 190.00	
R&M Improvement OTB	\$ 15,000.00	\$ -	\$ 15,000.00	\$ 31,498.00	
Total Nautical Landings	\$ 23,276.53	\$ 8,338.07	\$ 30,030.24	\$ 125,591.98	
Smith Harbor					
Overhead Allocation	\$ 679.37	\$ 521.20	\$ 682.16	\$ 3,723.65	
Contracted Services	\$ -	\$ -	\$ -	\$ -	
Total Smith Harbor	\$ 679.37	\$ 521.20	\$ 682.16	\$ 3,723.65	
Total Expenses	\$ 41,135.86	\$ 22,133.71	\$ 47,960.75	\$ 227,602.74	
Operating Cash Flow	\$ 27,838.52	\$ 66,860.46	\$ 34,656.88	\$ 787,822.99	
CE- Land & Improvements	\$ -	\$ 9,800.00	\$ 6,586.25	\$ 24,880.00	
CE - Buildings	\$ -	\$ -	\$ -	\$ -	
CE - Infrastructure	\$ -	\$ -	\$ -	\$ -	
Dredging	\$ -	\$ -	\$ -	\$ -	
Transfer Out Fund 310	\$ 63,569.00	\$ -	\$ -	\$ 63,569.00	
Transfer Out Fund 322	\$ 67,300.50	\$ -	\$ -	\$ 67,300.50	
Net Cash Flow	\$ (103,030.98)	\$ 57,060.46	\$ 28,070.63	\$ 632,073.49	\$ 383,352.24

* This report does not conform to GAAP and is unaudited.

PORT COMMISSION MONTHLY OVERHEAD

Personnel Services	\$	12,571.46
Techonology Equipment	\$	-
Office	\$	2.22
Travel & Training	\$	-
Fuel	\$	-
General safety and tools	\$	-
Non -Capitalized Assets	\$	-
Dues & Subscriptions	\$	-
Audit Fees	\$	3,500.00
Health & Fitness	\$	37.00
Legal - Regular	\$	1,995.00
General Liability Ins.	\$	-
R & M Vehicles	\$	-
Vehicle Leases	\$	724.65
Administrative costs	\$	4,432.42
Total	\$	<u>23,262.75</u>

	% allocation	Allocation amount
City Harbor	12.72%	\$ 2,959.73
Harbor of Refuge	59.81%	\$ 13,912.62
Nautical Landings	24.54%	\$ 5,708.24
Smith Harbor	2.93%	\$ 682.16
	100.00%	\$ 23,262.75

Cash, Encumbrances, Budgeted CIP, & Bond Payments

Ending Cash Assets	As of 1/31/26	As of 2/28/26	As of 3/31/26
Ending Cash	\$ 355,954.46	\$ 408,281.38	\$ 1,178,006.38
Inventments Logic	\$ 625,619.76	\$ 630,167.65	\$ 632,537.71
Fund 210 Port Projects	\$ (72,700.00)	\$ (72,700.00)	\$ (72,700.00) *1
Debt Service Funds (310 & 322)	\$ 100,178.18	\$ (15,657.79)	\$ (15,653.66)
Total Ending Cash Assets	\$ 1,009,052.40	\$ 950,091.24	\$ 1,722,190.43

Current Encumbrances	Ordered	Received	Outstanding
PO# Task Order Contractor Project Description			
26-00005 Victoria Engineering	\$ 24,775.00	\$ -	\$ 24,775.00
26-00033 Victoria Engineering	\$ 75,000.00	\$ 73,018.25	\$ 1,981.75
26-00055 Barefoot, Mark E.	\$ 44,898.00	\$ 43,898.00	\$ 1,000.00
	Total		\$ 29,483.75

Budgeted Capital Improvement Projects	Ordered	Received	Outstanding
1 Nautical Landing Parking Lot			\$ 150,000.00
2 Bulkhead Smith Harbor			\$ 200,000.00
	Total		\$ 350,000.00

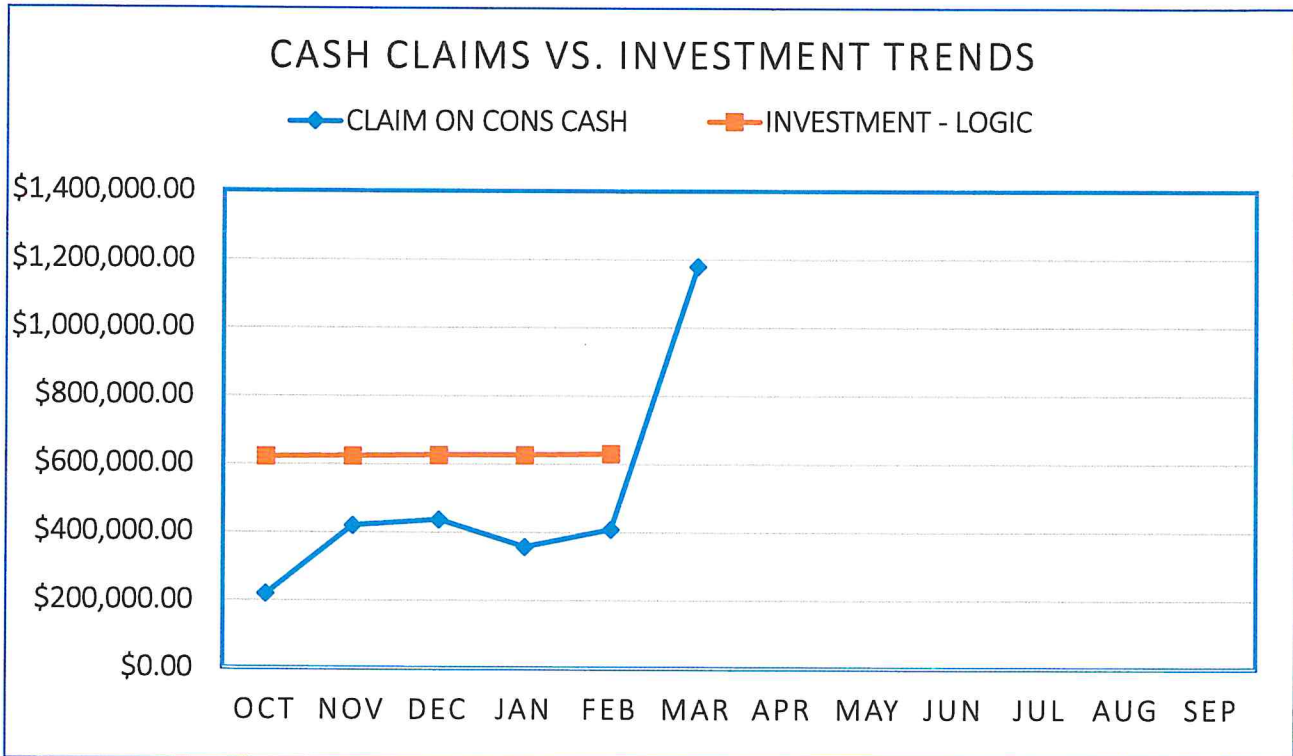
Remaining Bond Payments	Ordered	Received	Outstanding
1 FY 25/26 Remaining Bond Payments			\$ 261,238.00
	Total		\$ 261,238.00

*1 This amount represents the negative fund balance in Fund 210 to be reimbursed by Fund 504. This amount includes Engineering for Breakwater for \$40,000, and CDBG- MIT application of \$30,400 that has been fully paid. We received reimbursement of \$120,000 for the EDA Grant on 04/25/2023 which reduced the negative fund balance in Fund 210.

* This report does not conform to GAAP and is unaudited.

PORTS AND HARBORS CLAIM ON CONS CASH & INVESTMENT - LOGIC

<u>MONTH</u>	<u>CLAIM ON CONS CASH</u>	<u>INVESTMENT - LOGIC</u>
OCT	\$218,383.01	\$620,725.39
NOV	\$419,524.54	\$623,170.28
DEC	\$436,329.82	\$625,619.76
JAN	\$355,954.46	\$625,619.76
FEB	\$408,281.38	\$630,167.65
MAR	\$1,178,006.38	\$632,537.71
APR		
MAY		
JUN		
JUL		
AUG		
SEP		
TOTAL	<u>\$3,016,479.59</u>	<u>\$3,757,840.55</u>



FUND : 504-PORT & HARBORS FUND

PERIOD TO USE: Mar-2026 THRU Mar-2026

DEPT : N/A

SUPPRESS ZEROS

ACCOUNTS: 111.21

THRU 112.11.6001

POST	DATE	TRAN #	REFERENCE	PACKET	DESCRIPTION	VEND	INV/PO/JE #	NOTE	AMOUNT	BALANCE	Item #3
------	------	--------	-----------	--------	-------------	------	-------------	------	--------	---------	---------

111.21 CLAIM ON CONS CASH
 BEGINNING BALANCE 1,174,242.06

3/02/26	2/25	U37406	DEPOSIT	38739	DRAFT POSTING				4,220.00	1,178,462.06	
3/02/26	3/03	R01161	DEPOSIT	00363	ACH PAYMENT				787.22	1,179,249.28	
3/02/26	3/03	R01162	DEPOSIT	15303	MARCH RENT 00997971				9,205.17	1,188,454.45	
3/02/26	3/03	U37440	DEPOSIT	15303	DAILY RECEIPT POSTING				375.00	1,188,829.45	
3/03/26	3/04	R01163	DEPOSIT	15308	PAYMENT				801.43	1,189,630.88	
3/04/26	3/05	R01164	DEPOSIT	15313	PAYMENT				10,408.70	1,200,039.58	
3/05/26	3/06	U37459	DEPOSIT	15311	DAILY RECEIPT POSTING				347.00	1,200,386.58	
3/05/26	3/06	U37463	DEPOSIT	15321	DAILY RECEIPT POSTING				1,069.00	1,201,455.58	
3/06/26	3/06	A58350	TRANSFER	12089	504-703 A/P REIMBURSEMEN				2,952.59CR	1,198,502.99	
3/09/26	3/10	R01165	DEPOSIT	15338	PAYMENT				417.75	1,198,920.74	
3/09/26	3/10	U37486	DEPOSIT	15338	DAILY RECEIPT POSTING				291.00	1,199,211.74	
3/10/26	2/23	R01146	DEPOSIT-DRAFTS	00355	PAYMENT				11,634.48	1,210,846.22	
3/10/26	3/10	A58368	TRANSFER	12090	504-703 A/P REIMBURSEMEN				4,801.40CR	1,206,044.82	
3/11/26	3/12	U37503	DEPOSIT	15348	DAILY RECEIPT POSTING				291.00	1,206,335.82	
3/12/26	3/12	A58802	TRANSFER	12095	504-703 A/P REIMBURSEMEN				12,348.16CR	1,193,987.66	
3/13/26	3/12	A58698	TRANSFER	12096	504-703 A/P REIMBURSEMEN				274.95CR	1,193,712.71	
3/16/26	3/17	U37530	DEPOSIT	15376	DAILY RECEIPT POSTING				347.00	1,194,059.71	
3/17/26	3/18	U37537	DEPOSIT	15380	DAILY RECEIPT POSTING				319.00	1,194,378.71	
3/24/26	3/24	A58824	TRANSFER	12103	504-703 A/P REIMBURSEMEN				4,847.59CR	1,189,531.12	
3/26/26	3/27	R01224	DEPOSIT	15429	PAYMENT				1,862.49	1,191,393.61	
3/26/26	3/30	B53312	Misc 000000	21844	HELNA TARIFF PMT - MARCH		JE# 030893		14,277.78	1,205,671.39	
3/26/26	3/26	A59123	TRANSFER	12106	504-703 A/P REIMBURSEMEN				22,885.79CR	1,182,785.60	
3/27/26	3/30	R01225	DEPOSIT	15437	PAYMENT				4,020.00	1,186,805.60	
3/27/26	3/30	U37604	DEPOSIT	15425	DAILY RECEIPT POSTING				196.00	1,187,001.60	
3/30/26	3/26	A59038	TRANSFER	12107	504-703 A/P REIMBURSEMEN				1,995.00CR	1,185,006.60	
3/30/26	3/30	A59186	TRANSFER	12108	504-703 A/P REIMBURSEMEN				2,959.47CR	1,182,047.13	
3/31/26	4/01	B53328		21852	ADMINISTRATIVE FEES		JE# 030900		30,433.75	1,212,480.88	
3/31/26	4/01	B53328		21852	ADMINISTRATIVE FEES		JE# 030900		795.50	1,213,276.38	
3/31/26	4/01	B53328		21852	ADMINISTRATIVE FEES		JE# 030900		24,105.08	1,237,381.46	
3/31/26	4/01	B53328		21852	ADMINISTRATIVE FEES		JE# 030900		59,766.75CR	1,177,614.71	
3/31/26	4/06	B53352		21851	POSTAGE EXPENSE - MARCH 2026		JE# 030899		2.22CR	1,177,612.49	
3/31/26	4/07	B53360	Misc 000000	21850	INTEREST EARNED		JE# 030898		393.89	1,178,006.38	
			=====		MARCH ACTIVITY DB:	116,598.24	CR:	112,833.92CR	3,764.32		

112.11.6001 INVESTMENTS-LOGIC
 BEGINNING BALANCE 630,167.65

3/31/26	4/07	B53353	Interest000000	21857	LOGIC INTEREST EARNED		JE# 030910		2,370.06	632,537.71	
			=====		MARCH ACTIVITY DB:	2,370.06	CR:	0.00	2,370.06		

CITY OF PORT LAVACA
REVENUE AND EXPENDITURES REPORT (UNAUDITED)
AS OF: MARCH 31ST, 2026

504-PORT & HARBORS FUND
FINANCIAL SUMMARY

	ORIGINAL BUDGET	AMENDED BUDGET	BUDGET ADJUSTMENT	CURRENT PERIOD	YEAR TO DATE ACTUAL	TOTAL ENCUMBRANCE	BUDGET BALANCE	% OF BUDGET
<u>REVENUE SUMMARY</u>								
USER & SERVICE CHARGES	792,072	792,072	0	79,390.94	440,098.33	0.00	351,973.67	55.56
FINES & FORFEITURES	500	500	0	462.74	3,521.77	0.00	3,021.77	704.35
OTHER REVENUE	35,500	35,500	0	2,763.95	16,454.82	0.00	19,045.18	46.35
GRANT AND CONTRIBUTION R	556,872	556,872	0	0.00	459,066.81	0.00	97,805.19	82.44
INTERGOVERNMENTAL REVENUE	96,284	96,284	0	0.00	96,284.00	0.00	0.00	100.00
TOTAL REVENUES	1,481,228	1,481,228	0	82,617.63	1,015,425.73	0.00	465,802.27	68.55
<u>EXPENDITURE SUMMARY</u>								
TECHNOLOGY SERVICES	6,424	6,424	0	151.56	4,366.15	0.00	2,057.85	67.97
CITY HARBOR	8,000	8,000	0	0.00	0.00	0.00	8,000.00	0.00
HARBOR OF REFUGE	100,000	100,000	0	0.00	2,500.00	0.00	97,500.00	2.50
SMITH HARBOR	11,000	11,000	0	0.00	0.00	0.00	11,000.00	0.00
NAUTICAL LANDINGS MARINA	18,000	18,000	0	5,229.20	10,045.73	0.00	7,954.27	55.81
OPERATIONS	1,585,137	1,585,137	0	49,129.24	366,292.36	41,654.75	1,177,189.69	25.74
NON DEPARTMENTAL	0	0	0	37.00	148.00	0.00	148.00	0.00
TOTAL EXPENDITURES	1,728,561	1,728,561	0	54,547.00	383,352.24	41,654.75	1,303,554.01	24.59
REVENUES OVER/(UNDER) EXPENDITURES	(247,333)	(247,333)	0	28,070.63	632,073.49	(41,654.75)	(837,751.74)	238.71-

CITY OF PORT LAVACA
REVENUE AND EXPENDITURES REPORT (UNAUDITED)
AS OF: MARCH 31ST, 2026

504-FORT & HARBORS FUND
REVENUES

	ORIGINAL BUDGET	AMENDED BUDGET	BUDGET ADJUSTMENT	CURRENT PERIOD	YEAR TO DATE ACTUAL	TOTAL ENCUMBRANCE	BUDEGT BALANCE	% OF BUDGET
USER & SERVICE CHARGES								
436.01	115,000	115,000	0	12,863.12	77,468.72	0.00	37,531.28	67.36
436.09	50,000	50,000	0	7,525.00	53,800.00	0.00	3,800.00	107.60
436.10	4,000	4,000	0	0.00	0.00	0.00	4,000.00	0.00
436.11	287,292	287,292	0	26,700.40	136,655.97	0.00	150,636.03	47.57
436.12	130,000	130,000	0	14,277.78	70,053.71	0.00	59,946.29	53.89
436.20	500	500	0	0.00	0.00	0.00	500.00	0.00
436.21	90,950	90,950	0	7,496.00	42,158.40	0.00	48,791.60	46.35
436.22	96,330	96,330	0	9,028.64	50,946.39	0.00	45,383.61	52.89
436.23	0	0	0	0.00	0.00	0.00	0.00	0.00
436.24	18,000	18,000	0	1,500.00	9,015.14	0.00	8,984.86	50.08
TOTAL USER & SERVICE CHARGES	792,072	792,072	0	79,390.94	440,098.33	0.00	351,973.67	55.56
FINES & FORFEITURES								
442.01	500	500	0	462.74	3,521.77	0.00	3,021.77	704.35
TOTAL FINES & FORFEITURES	500	500	0	462.74	3,521.77	0.00	3,021.77	704.35
OTHER REVENUE								
451.01	35,000	35,000	0	2,763.95	16,100.82	0.00	18,899.18	46.00
455.01	0	0	0	0.00	0.00	0.00	0.00	0.00
459.03	0	0	0	0.00	90.00	0.00	90.00	0.00
459.11	0	0	0	0.00	0.00	0.00	0.00	0.00
459.12	0	0	0	0.00	0.00	0.00	0.00	0.00
459.71	500	500	0	0.00	264.00	0.00	236.00	52.80
459.90	0	0	0	0.00	0.00	0.00	0.00	0.00
459.92	0	0	0	0.00	0.00	0.00	0.00	0.00
TOTAL OTHER REVENUE	35,500	35,500	0	2,763.95	16,454.82	0.00	19,045.18	46.35
GRANT AND CONTRIBUTION R								
481.00	0	0	0	0.00	0.00	0.00	0.00	0.00
481.01	0	0	0	0.00	0.00	0.00	0.00	0.00
482.02	556,872	556,872	0	0.00	459,066.81	0.00	97,805.19	82.44
TOTAL GRANT AND CONTRIBUTION R	556,872	556,872	0	0.00	459,066.81	0.00	97,805.19	82.44
INTERGOVERNMENTAL REVENUE								
493.00.1	96,284	96,284	0	0.00	96,284.00	0.00	0.00	100.00
493.88	0	0	0	0.00	0.00	0.00	0.00	0.00
TOTAL INTERGOVERNMENTAL REVENUE	96,284	96,284	0	0.00	96,284.00	0.00	0.00	100.00
TOTAL REVENUES	1,481,228	1,481,228	0	82,617.63	1,015,425.73	0.00	465,802.27	68.55

CITY OF PORT LAVACA
 REVENUE AND EXPENDITURES REPORT (UNAUDITED)
 AS OF: MARCH 31ST, 2026

504-PORT & HARBORS FUND
 TECHNOLOGY SERVICES
 DEPARTMENTAL EXPENDITURES

	ORIGINAL BUDGET	AMENDED BUDGET	BUDGET ADJUSTMENT	CURRENT PERIOD	YEAR TO DATE ACTUAL	TOTAL ENCUMBRANCE	BUDEGT BALANCE	% OF BUDGET
MATERIALS & SUPPLIES								
50070526.1000 EQUIPMENT - OPERATIONS	3,000	3,000	0	0.00	1,718.27	0.00	1,281.73	57.28
TOTAL MATERIALS & SUPPLIES	3,000	3,000	0	0.00	1,718.27	0.00	1,281.73	57.28
SERVICES								
50070536.504 CABLE & INTERNET- PORT	1,500	1,500	0	151.56	849.36	0.00	650.64	56.62
TOTAL SERVICES	1,500	1,500	0	151.56	849.36	0.00	650.64	56.62
MAINTENANCE								
50070542.504 CONTRACTED SERVICES	1,924	1,924	0	0.00	1,798.52	0.00	125.48	93.48
TOTAL MAINTENANCE	1,924	1,924	0	0.00	1,798.52	0.00	125.48	93.48
TOTAL TECHNOLOGY SERVICES	6,424	6,424	0	151.56	4,366.15	0.00	2,057.85	67.97

CITY OF PORT LAVACA
 REVENUE AND EXPENDITURES REPORT (UNAUDITED)
 AS OF: MARCH 31ST, 2026

504-PORT & HARBORS FUND
 CITY HARBOR
 DEPARTMENTAL EXPENDITURES

	ORIGINAL BUDGET	AMENDED BUDGET	BUDGET ADJUSTMENT	CURRENT PERIOD	YEAR TO DATE ACTUAL	TOTAL ENCUMBRANCE	BUDEGT BALANCE	% OF BUDGET
SERVICES								
50800533.20 CONTRACTED SERV-CITY H	5,000	5,000	0	0.00	0.00	0.00	5,000.00	0.00
TOTAL SERVICES	5,000	5,000	0	0.00	0.00	0.00	5,000.00	0.00
MAINTENANCE								
50800542.21 R & M- INFRAS- CITY HA	1,000	1,000	0	0.00	0.00	0.00	1,000.00	0.00
50800543.22 R & M- BLDG.- CITY HAR	2,000	2,000	0	0.00	0.00	0.00	2,000.00	0.00
50800543.24 R & M- IMPROV OTE- CIT	0	0	0	0.00	0.00	0.00	0.00	0.00
TOTAL MAINTENANCE	3,000	3,000	0	0.00	0.00	0.00	3,000.00	0.00
TOTAL CITY HARBOR	8,000	8,000	0	0.00	0.00	0.00	8,000.00	0.00

CITY OF PORT LAVACA
 REVENUE AND EXPENDITURES REPORT (UNAUDITED)
 AS OF: MARCH 31ST, 2026

504-PORT & HARBORS FUND
 HARBOR OF REFUGE
 DEPARTMENTAL EXPENDITURES

	ORIGINAL BUDGET	AMENDED BUDGET	BUDGET ADJUSTMENT	CURRENT PERIOD	YEAR TO DATE ACTUAL	TOTAL ENCUMBRANCE	BUDEGT BALANCE	% OF BUDGET
SERVICES								
50820533.20 CONTRACTED SERV- HOR	50,000	50,000	0	0.00	2,500.00	0.00	47,500.00	5.00
TOTAL SERVICES	50,000	50,000	0	0.00	2,500.00	0.00	47,500.00	5.00
MAINTENANCE								
50820542.21 R & M- INFRASTRUCTURE	50,000	50,000	0	0.00	0.00	0.00	50,000.00	0.00
TOTAL MAINTENANCE	50,000	50,000	0	0.00	0.00	0.00	50,000.00	0.00
TOTAL HARBOR OF REFUGE	100,000	100,000	0	0.00	2,500.00	0.00	97,500.00	2.50

CITY OF PORT LAVACA
 REVENUE AND EXPENDITURES REPORT (UNAUDITED)
 AS OF: MARCH 31ST, 2026

504-PORT & HARBORS FUND
 SMITH HARBOR
 DEPARTMENTAL EXPENDITURES

	ORIGINAL BUDGET	AMENDED BUDGET	BUDGET ADJUSTMENT	CURRENT PERIOD	YEAR TO DATE ACTUAL	TOTAL ENCUMBRANCE	BUDEGT BALANCE	% OF BUDGET
SERVICES								
50840533.20 CONTRACTED SERV- SMITH	10,000	10,000	0	0.00	0.00	0.00	10,000.00	0.00
TOTAL SERVICES	10,000	10,000	0	0.00	0.00	0.00	10,000.00	0.00
MAINTENANCE								
50840542.21 R & M- INFRAS- SMITH H	1,000	1,000	0	0.00	0.00	0.00	1,000.00	0.00
TOTAL MAINTENANCE	1,000	1,000	0	0.00	0.00	0.00	1,000.00	0.00
TOTAL SMITH HARBOR	11,000	11,000	0	0.00	0.00	0.00	11,000.00	0.00

CITY OF PORT LAVACA
 REVENUE AND EXPENDITURES REPORT (UNAUDITED)
 AS OF: MARCH 31ST, 2026

504-PORT & HARBORS FUND
 NAUTICAL LANDINGS MARINA
 DEPARTMENTAL EXPENDITURES

	ORIGINAL BUDGET	AMENDED BUDGET	BUDGET ADJUSTMENT	CURRENT PERIOD	YEAR TO DATE ACTUAL	TOTAL ENCUMBRANCE	BUDEGT BALANCE	% OF BUDGET
SERVICES								
50860533.20 CONTRACTED SERV- NL MA	10,000	10,000	0	0.00	0.00	0.00	10,000.00	0.00
TOTAL SERVICES	10,000	10,000	0	0.00	0.00	0.00	10,000.00	0.00
MAINTENANCE								
50860542.03 R & M- BUILDING- NL MA	5,000	5,000	0	5,229.20	7,100.61	0.00	2,100.61	142.01
50860542.21 R & M- INFRAS- NL MAR	3,000	3,000	0	0.00	659.12	0.00	2,340.88	21.97
50860542.25 R & M- BUILD (NAUTICAL	0	0	0	0.00	788.00	0.00	788.00	0.00
50860543.26 R & M- INFRAS- NL MARI	0	0	0	0.00	0.00	0.00	0.00	0.00
50860543.27 R & M- IMPROV OTE- NL	0	0	0	0.00	1,498.00	0.00	1,498.00	0.00
TOTAL MAINTENANCE	8,000	8,000	0	5,229.20	10,045.73	0.00	2,045.73	125.57
TOTAL NAUTICAL LANDINGS MARINA	18,000	18,000	0	5,229.20	10,045.73	0.00	7,954.27	55.81

CITY OF PORT LAVACA
REVENUE AND EXPENDITURES REPORT (UNAUDITED)
AS OF: MARCH 31ST, 2026

504-FORT & HARBORS FUND
OPERATIONS
DEPARTMENTAL EXPENDITURES

	ORIGINAL BUDGET	AMENDED BUDGET	BUDGET ADJUSTMENT	CURRENT PERIOD	YEAR TO DATE ACTUAL	TOTAL ENCUMBRANCE	BUDGET BALANCE	% OF BUDGET
PERSONNEL SERVICES								
51000511.01 SALARIES & WAGES	125,350	125,350	0	9,635.15	57,873.77	0.00	67,476.23	46.17
51000511.06 SALARIES & WAGES-TEMP	0	0	0	0.00	0.00	0.00	0.00	0.00
51000511.07 SALARIES & WAGES-OVERT	500	500	0	53.16	407.44	0.00	92.56	81.49
51000512.05 EMPLOYER-SOCIAL SECURI	9,589	9,589	0	721.25	4,731.37	0.00	4,857.63	49.34
51000512.10 EMPLOYER-T.M.R.S.	10,348	10,348	0	874.86	4,822.36	0.00	5,525.64	46.60
51000512.20 GROUP H/D INS PREMIUMS	20,797	20,797	0	1,287.40	8,169.90	0.00	12,627.10	39.28
51000512.30 WORKER'S COMPENSATION	2,367	2,367	0	0.00	2,057.37	0.00	309.63	86.92
51000512.31 UNEMPLOYMENT INSURANCE	0	0	0	0.00	0.00	0.00	0.00	0.00
51000512.40 SAFETY PAY	500	500	0	0.00	0.00	0.00	500.00	0.00
TOTAL PERSONNEL SERVICES	169,451	169,451	0	12,571.46	78,062.21	0.00	91,388.79	46.07
MATERIALS & SUPPLIES								
51000521.01 OFFICE	1,500	1,500	0	2,224	217.55	0.00	1,282.45	14.50
51000523.03 CLEANING & JANITORIAL	9,000	9,000	0	644.43	3,902.64	0.00	5,097.36	43.36
51000525.01 FUEL	500	500	0	0.00	0.87	0.00	500.87	0.17
51000526.01 GENERAL SAFETY & TOOLS	150	150	0	0.00	30.50	0.00	119.50	20.33
51000528.03 NON-CAPITALIZED ASSETS	11,000	11,000	0	0.00	0.00	0.00	11,000.00	0.00
51000529.11 LIGHTING & DECORATION	2,000	2,000	0	0.00	0.00	0.00	2,000.00	0.00
TOTAL MATERIALS & SUPPLIES	24,150	24,150	0	646.65	4,149.82	0.00	20,000.18	17.18
SERVICES								
51000531.01 TRAVEL & TRAINING	500	500	0	0.00	28.01	0.00	471.99	5.60
51000531.04 DUES, SUBSCR., & PUBLI	5,500	5,500	0	0.00	5,199.95	0.00	300.05	94.54
51000531.05 ADVERTISING & LEGAL NO	500	500	0	0.00	0.00	0.00	500.00	0.00
51000531.07 PUBLIC & EMPLOYEE RELA	0	0	0	0.00	0.00	0.00	0.00	0.00
51000532.01 AUDIT FEES	5,500	5,500	0	3,500.00	3,500.00	0.00	2,000.00	63.64
51000532.06 HEALTH & FITNESS	0	0	0	0.00	0.00	0.00	0.00	0.00
51000532.07 LEGAL- REGULAR	3,000	3,000	0	1,995.00	2,723.00	0.00	277.00	90.77
51000533.14 CONTRACTED SERVICES	29,000	29,000	0	317.46	5,778.22	0.00	23,221.78	19.92
51000535.01 GENERAL LIABILITY INSU	3,906	3,906	0	0.00	5,137.12	0.00	1,231.12	131.52
51000535.10 WINDSTORM INS	20,000	20,000	0	0.00	14,621.49	0.00	5,378.51	73.11
51000535.11 FLOOD INS	2,500	2,500	0	0.00	0.00	0.00	2,500.00	0.00
51000536.01 ELECTRICITY	31,553	31,553	0	2,804.41	11,418.64	0.00	20,134.36	36.19
51000536.02 TELEPHONE	2,100	2,100	0	193.86	1,185.27	0.00	914.73	56.44
51000536.03 WATER	6,200	6,200	0	262.08	1,517.36	0.00	4,682.64	24.47
TOTAL SERVICES	110,259	110,259	0	9,072.81	51,109.06	0.00	59,149.94	46.35
MAINTENANCE								
51000541.02 LANDSCAPING	5,000	5,000	0	95.00	190.00	0.00	4,810.00	3.80
51000542.25 R & M- BUILD (NAUTICAL	60,000	60,000	0	15,000.00	46,814.00	14,898.00	1,712.00	102.85
51000543.04 R & M IMPROVEMENT OTB	16,000	16,000	0	0.00	0.00	0.00	16,000.00	0.00
51000543.06 R & M- IMPROVEMENTS (0	0	0	0.00	0.00	0.00	0.00	0.00
51000544.50 R & M- FURNITURE & EQU	3,000	3,000	0	0.00	0.00	0.00	3,000.00	0.00
51000544.55 R & M- VEHICLES & TRAI	500	500	0	0.00	0.00	0.00	500.00	0.00
51000544.65 R & M- MACHINERY & EQU	200	200	0	0.00	0.00	0.00	200.00	0.00
51000544.75 DREDGING	0	0	0	0.00	0.00	0.00	0.00	0.00
TOTAL MAINTENANCE	84,700	84,700	0	15,095.00	47,004.00	14,898.00	22,798.00	73.08

CITY OF FORT LAVACA
 REVENUE AND EXPENDITURES REPORT (UNAUDITED)
 AS OF: MARCH 31ST, 2026

504-PORT & HARBORS FUND
 OPERATIONS
 DEPARTMENTAL EXPENDITURES

	ORIGINAL BUDGET	AMENDED BUDGET	BUDGET ADJUSTMENT	CURRENT PERIOD	YEAR TO DATE ACTUAL	TOTAL ENCUMBRANCE	BUDEGT BALANCE	% OF BUDGET
<u>SUNDRY</u>								
51000551.11 VEHICLE LEASES	8,649	8,649	0	-724.65	3,623.25	0.00	5,025.75	41.89
51000552.02 PRI & INT EXPENSE	0	0	0	0.00	0.00	0.00	0.00	0.00
51000552.03 BOND ISSUANCE COST- AM	0	0	0	0.00	0.00	0.00	0.00	0.00
51000552.15 DEBT SERVICE- PRINCIP	0	0	0	0.00	0.00	0.00	0.00	0.00
51000552.25 DEBT SERVICE- INTEREST	0	0	0	0.00	0.00	0.00	0.00	0.00
51000553.01 XFER OUT- FD 001- ADMI	53,189	53,189	0	4,432.42	26,594.52	0.00	26,594.48	50.00
51000553.02 XFER OUT- FD 310- '08	127,138	127,138	0	0.00	63,569.00	0.00	63,569.00	50.00
51000553.05 XFER OUT- FD 322 - 201	134,601	134,601	0	0.00	67,300.50	0.00	67,300.50	50.00
51000553.60 XFER OUT- FD 165 HAZAR	0	0	0	0.00	0.00	0.00	0.00	0.00
51000553.65 XFER OUT- FD 210 EDA G	0	0	0	0.00	0.00	0.00	0.00	0.00
51000553.80 XFER OUT- FD 220	0	0	0	0.00	0.00	0.00	0.00	0.00
51000554.81 DEPRECIATION EXPENSE	0	0	0	0.00	0.00	0.00	0.00	0.00
51000554.84 BAD DEBT EXPENSE	0	0	0	0.00	0.00	0.00	0.00	0.00
TOTAL SUNDRY	323,577	323,577	0	5,157.07	161,087.27	0.00	162,489.73	49.78
<u>CAPITAL EXPENDITURES</u>								
51000561.02 CE- LAND & IMPROVEMENT	673,000	673,000	0	6,586.25	24,880.00	1,981.75	646,138.25	3.99
51000562.03 CE- BUILDING & IMPROV	0	0	0	0.00	0.00	0.00	0.00	0.00
51000563.05 CE- INFRASTRUCTURE	200,000	200,000	0	0.00	0.00	24,775.00	175,225.00	12.39
TOTAL CAPITAL EXPENDITURES	873,000	873,000	0	6,586.25	24,880.00	26,756.75	821,363.25	5.91
TOTAL OPERATIONS	1,585,137	1,585,137	0	49,129.24	366,292.36	41,654.75	1,177,189.89	25.74

504-PORT & HARBORS FUND
 NON DEPARTMENTAL
 DEPARTMENTAL EXPENDITURES

	ORIGINAL BUDGET	AMENDED BUDGET	BUDGET ADJUSTMENT	CURRENT PERIOD	YEAR TO DATE ACTUAL	TOTAL ENCUMBRANCE	BUDEGT BALANCE	% OF BUDGET
SERVICES								
59600532.06 HEALTH & FITNESS	0	0	0	37.00	148.00	0.00	(148.00)	0.00
TOTAL SERVICES	0	0	0	37.00	148.00	0.00	(148.00)	0.00
TOTAL NON DEPARTMENTAL	0	0	0	37.00	148.00	0.00	(148.00)	0.00
TOTAL EXPENDITURES	1,728,561	1,728,561	0	54,547.00	383,352.24	41,654.75	1,303,554.01	0.00
REVENUES OVER/(UNDER) EXPENDITURES	(247,333)	(247,333)	0	28,070.63	632,073.49	(41,654.75)	(837,751.74)	238.71-

*** END OF REPORT ***

Item #3.

504-PORT & HARBORS FUND

ACCOUNT#	TITLE	
<u>ASSETS</u>		
111.21	CLAIM ON CONS CASH	1,178,006.38
112.11.6001	INVESTMENTS-LOGIC	632,537.71
113.22	ALLOWANCE FOR UNCOLLECTI	33,802.82
113.24	UNAPPLIED CREDITS (30,621.08)
113.27	PTC ACCTS RECEIVABLE (UB	24,865.91
113.27.1004	ACCTS REC-HARBOR OF REFU	940,632.00
113.29.1000	ACCOUNTS RECEIVABLE-MISC	29,614.49
114.02	DUE FROM GOVERNMENT	158,169.00
116.01.0001	PREPAID INSURANCE	796.27
151.01.1000	LAND	1,919,338.57
152.01.1000	BUILDINGS	1,492,186.39
152.02.2000	ACCUM DEPRECIATION-BUIL(960,378.63)
153.01.1000	IMPROVEMENTS OTHER THAN	2,050,980.24
153.02.2000	ACCUM DEPR-IMPR OTHER T(1,839,410.84)
154.01.1000	MACHINERY & EQUIPMENT	24,707.00
154.02.2000	ACCUM DEPR-MACHINERY & (16,150.20)
155.01.1000	CONSTRUCTION IN PROGRESS	866,699.92
156.01.1000	INFRASTRUCTURE	7,996,420.23
156.02.2000	ACCUM DEPREC.- INFRASTR(3,337,321.04)

1,178,006.38+
632,537.71+
002
1,810,544.0988

11,164,875.14

TOTAL ASSETS

11,164,875.14

LIABILITIES

207.21	CUSTOMER DEPOSIT	(50.00)
211.99	YMCA	(4.35)
212.30	ACCRUED VACATION	3,270.01
212.35	ACCRUED SICK	6,354.84
213.01	BOND PREMIUM (SERIES '18	62,072.89
215.90.1004	DEFERRED REV-HARBOR OF R	940,632.00
216.20.3006	BONDS PAYABLE-CURRENT	210,000.00
217.11	NL MARINA DEPOSITS	3,248.10
221.20	BONDS PAYABLE NON-CURREN	1,145,000.00

2,370,523.49

TOTAL LIABILITIES

2,370,523.49

FUND EQUITY/BALANCE

Item #3.

504-PORT & HARBORS FUND

ACCOUNT#	TITLE		
320.07	ENCUMBRANCES	(244,173.80)	
320.08	RESERVE FOR ENCUMBRANCES	244,173.80	
320.09	PRIOR YEAR ENCUMBRANCE	195,892.98	
320.10	PRIOR YEAR RESERV/ENC	(195,892.98)	
320.60	FUND BALANCE COMMITTED	90,552.00	
320.65	NET INVEST. IN CAPITAL A	3,393,536.00	
320.98	FUND BALANCE UNRESV	4,678,190.16	
	TOTAL FUND EQUITY/BALANCE		8,162,278.16

	TOTAL REVENUES	1,015,425.73	
	TOTAL EXPENSES	383,352.24	

	EXCESS REVENUES OVER EXPENDITURES		632,073.49

	TOTAL LIABILITIES & FUND EQUITY/BALANCE		<u>11,164,875.14</u>

Item #3.

210-PORT COMMISSION PROJECTS

ACCOUNT# TITLE

ASSETS

111.21	CLAIM ON CONS CASH	(72,700.00)	
113.29.1000	ACCOUNTS RECEIVABLE- MIS	2,500.00	
155.01.1000	CONSTRUCTION IN PROGRESS	70,200.00	
			0.00
TOTAL ASSETS			<u>0.00</u>

LIABILITIES

			0.00
TOTAL LIABILITIES			<u>0.00</u>

FUND EQUITY/BALANCE

320.07	ENCUMBRANCES	(1,124,330.36)	
320.08	RESERVE FOR ENCUMBRANCES	1,124,330.36	
TOTAL FUND EQUITY/BALANCE			0.00
TOTAL REVENUES			0.00
TOTAL EXPENSES			0.00
EXCESS REVENUES OVER EXPENDITURES			0.00
TOTAL LIABILITIES & FUND EQUITY/BALANCE			<u>0.00</u>

Item #3.

310-08 PC DEBT SERVICE

ACCOUNT# TITLE

ASSETS

111.21	CLAIM ON CONS CASH	32,807.53	
			32,807.53

	TOTAL ASSETS		32,807.53
			=====

LIABILITIES

212.60	ACCRUED BOND INTEREST	3,824.00	
			3,824.00

	TOTAL LIABILITIES		3,824.00

FUND EQUITY/BALANCE

320.01	FUND BAL-RSRV'D/DEBT SER	24,244.46	
320.10	PRIOR YEAR RESERV/ENC (1,320.75)	
320.98	FUND BALANCE UNRESV	64,385.49	
	TOTAL FUND EQUITY/BALANCE		87,309.20

	TOTAL REVENUES	63,748.33	
	TOTAL EXPENSES	122,074.00	

	EXCESS REVENUES OVER EXPENDITURES	(58,325.67)	

	TOTAL LIABILITIES & FUND EQUITY/BALANCE		32,807.53
			=====

BALANCE SHEET - UNAUDITED

AS OF: MARCH 31ST, 2026

Item #3.

322-SERIES 2018 DEBT SERVICE

ACCOUNT# TITLE

ASSETS

111.21	CLAIM ON CONS CASH	(48,461.19)	
			(48,461.19)
			<u>(48,461.19)</u>
	TOTAL ASSETS		<u>(48,461.19)</u>

LIABILITIES

212.60	ACCRUED INTEREST PAYABLE	7,068.00	
			7,068.00
	TOTAL LIABILITIES		<u>7,068.00</u>

FUND EQUITY/BALANCE

320.98	FUND BALANCE	(6,967.43)	
	TOTAL FUND EQUITY/BALANCE		(6,967.43)
			<u>(6,967.43)</u>
	TOTAL REVENUES	67,300.74	
	TOTAL EXPENSES	115,862.50	
			<u>(48,561.76)</u>
	EXCESS REVENUES OVER EXPENDITURES		(48,561.76)
	TOTAL LIABILITIES & FUND EQUITY/BALANCE		<u>(48,461.19)</u>

VENDOR SET: 01 CITY OF PORT LAVACA

== SUMMARY REPORT ==

VENDORS : ALL

* = Sales Tax Incl

Item #3.

PO #	REQ #	VENDOR #	VENDOR NAME	STAT	DEPT	DATE ORDERED	DATE LAST RECEIVED	ORDERED	RECEIVED	VARIANCE	OUTSTANDING
26-00005	26-00005	01-102134	VICTORIA ENGINEER	O	504-1000	12/17/25		24,775.00			24,775.00
26-00033	26-00033	01-102134	VICTORIA ENGINEER	P	504-1000	1/02/26	3/25/26	18,368.00	16,386.25		1,981.75
26-00055	26-00055	01-103058	BAREFOOT, MARK E.	P	504-1000	1/16/26	4/08/26	44,898.00	43,898.00		1,000.00

REPORT TOTALS:	PO'S	ORDERED	RECEIVED	VOIDED	VARIANCE	BALANCE
OUTSTANDING	1	24,775.00	0.00	0.00	0.00	24,775.00
PARTIAL	2	63,266.00	60,284.25	0.00	0.00	2,981.75
RECEIVED	0	0.00	0.00	0.00	0.00	0.00
COMPLETED	0	0.00	0.00	0.00	0.00	0.00
VOIDED	0	0.00	0.00	0.00	0.00	0.00
** TOTALS **	3	88,041.00	60,284.25	0.00	0.00	27,756.75

SELECTION CRITERIA

Item #3.

VENDOR SET: 01 CITY OF PORT LAVACA

RANGE OPTIONS

VENDORS : ALL
PO NUMBERS: ALL
ISSUE DATE: 0/00/0000 THRU 99/99/9999
G/L ACCT #: 504- THRU 504-ZZZZZZZZZZZZZZ

REPORT OPTIONS

DEPT: All
REPORT TYPE: SUMMARY
REPORT SEQUENCE: PO NO#

STATUS: OUTSTANDING
PARTIAL
RECEIVED

*** END OF REPORT ***

P.O. NUMBER: 26-00005
 REQ. NUMBER: 26-00005

VENDOR: 01-102134 VICTORIA ENGINEERING

STATUS: OUTSTANDING APPROVED BY: BRITTNEY HOGAN ISSUED: 12/17/2025 LAST RECEIPT:
 DEPT: 504-1000 ORDERED BY: JAMES RUDELLAT EST DEL: 12/17/2025 COMPLETION:

DESCRIPTION:
 ENGINEERING SMITH HARBOR BULKHEAD

INTERNAL NOTES:

G/L ACCOUNT	DESCRIPTION	ORDERED			RECEIVED			VARIANCE	STAT	INVOICE #
		UNITS	PRICE	AMOUNT	UNITS	PRICE	AMOUNT			
504 51000563.05	SMITH HARBOR			24,775.00					OUT	

COMMENTS:

TOTALS:	LINES	ORDERED	RECEIVED	VARIANCE	BALANCE
OUTSTANDING	1	24,775.00	0.00	0.00	24,775.00
RECEIVED	0	0.00	0.00	0.00	0.00
VOIDED	0	0.00	0.00	0.00	0.00
COMPLETED	0	0.00	0.00	0.00	0.00
COMPLETED VOID	0	0.00	0.00	0.00	0.00
** TOTALS **	1	24,775.00	0.00	0.00	24,775.00

INVOICE # DATE DESCRIPTION DUE DATE BANK 1099

Item #3.

P.O. NUMBER: 26-00033
 REQ. NUMBER: 26-00033

VENDOR: 01-102134 VICTORIA ENGINEERING

STATUS: PARTIAL APPROVED BY: BRITTNEY HOGAN ISSUED: 1/02/2026 LAST RECEIPT: 3/25/2026
 DEPT: 504-1000 ORDERED BY: JODY WEAVER EST DEL: 1/02/2026 COMPLETION:

DESCRIPTION:

DOWNTOWN WATERFRONT PUBLIC ACCESS IMPROVEMENT

INTERNAL NOTES:

G/L ACCOUNT	DESCRIPTION	ORDERED		RECEIVED			VARIANCE	STAT	INVOICE #
		UNITS	PRICE	AMOUNT	UNITS	PRICE			
504 51000561.02	ENGINEERING S			9,800.00			9,800.00	0.00	COMP 17779
504 51000561.02	ENGINEERING S			6,586.25			6,586.25	0.00	COMP 17800
504 51000561.02	ENGINEERING S			1,981.75					OUT

COMMENTS:

TOTALS:	LINES	ORDERED	RECEIVED	VARIANCE	BALANCE
OUTSTANDING	1	1,981.75	0.00	0.00	1,981.75
RECEIVED	0	0.00	0.00	0.00	0.00
VOIDED	0	0.00	0.00	0.00	0.00
COMPLETED	2	16,386.25	16,386.25	0.00	0.00
COMPLETED VOID	0	0.00	0.00	0.00	0.00
** TOTALS **	3	18,368.00	16,386.25	0.00	1,981.75

INVOICE #	DATE	DESCRIPTION	DUE DATE	BANK	1099
17779	2/16/2026	ENGINEERING SERVICE	3/16/2026	7003	N
17800	3/18/2026	ENGINEERING SERVICE	4/18/2026	7003	N

* = Sales Tax Incl

Item #3.

P.O. NUMBER: 26-00055
 REQ. NUMBER: 26-00055

VENDOR: 01-103058 BAREFOOT, MARK E.

STATUS: PARTIAL APPROVED BY: BRITTNEY HOGAN ISSUED: 1/16/2026 LAST RECEIPT: 4/08/2026
 DEPT: 504-1000 ORDERED BY: DERRICK SMITH EST DEL: 1/16/2026 COMPLETION:

DESCRIPTION:
 REPLACING 6 WINDOWS ON THE SOUTHWEST SIDE OF
 NAUTICAL LANDING.

INTERNAL NOTES:

G/L ACCOUNT	DESCRIPTION	ORDERED			RECEIVED			VARIANCE	STAT	INVOICE #
		UNITS	PRICE	AMOUNT	UNITS	PRICE	AMOUNT			
504 51000542.25	WINDOW REPLAC			15,000.00			15,000.00	0.00	COMP	002260
504 51000542.25	WINDOW REPLAC			15,000.00			15,000.00	0.00	COMP	002265
504 51000542.25	WINDOW REPLAC			13,898.00			13,898.00	0.00	COMP	002271
504 51000542.25	WINDOW REPLAC			1,000.00					OUT	

COMMENTS:

TOTALS:	LINES	ORDERED	RECEIVED	VARIANCE	BALANCE
OUTSTANDING	1	1,000.00	0.00	0.00	1,000.00
RECEIVED	0	0.00	0.00	0.00	0.00
VOIDED	0	0.00	0.00	0.00	0.00
COMPLETED	3	43,898.00	43,898.00	0.00	0.00
COMPLETED VOID	0	0.00	0.00	0.00	0.00
** TOTALS **	4	44,898.00	43,898.00	0.00	1,000.00

INVOICE #	DATE	DESCRIPTION	DUE DATE	BANK	1099
002260	1/23/2026	WINDOW REPLACEMENT - NL	2/23/2026	7003	Y
002265	2/04/2026	WINDOW REPLACEMENT - NL	3/04/2026	7003	Y
002271	4/04/2026	WINDOW REPLACEMENT - NL	5/04/2026	7003	Y

REPORT TOTALS:	PO'S	ORDERED	RECEIVED	VOIDED	VARIANCE	BALANCE
OUTSTANDING	1	24,775.00	0.00	0.00	0.00	24,775.00
PARTIAL	2	63,266.00	60,284.25	0.00	0.00	2,981.75
RECEIVED	0	0.00	0.00	0.00	0.00	0.00
COMPLETED	0	0.00	0.00	0.00	0.00	0.00
VOIDED	0	0.00	0.00	0.00	0.00	0.00
** TOTALS **	3	88,041.00	60,284.25	0.00	0.00	27,756.75

SELECTION CRITERIA

Item #3.

VENDOR SET: 01 CITY OF PORT LAVACA

RANGE OPTIONS

VENDORS : ALL
PO NUMBERS: ALL
ISSUE DATE: 0/00/0000 THRU 99/99/9999
G/L ACCT #: 504- THRU 504-ZZZZZZZZZZZZZZ

REPORT OPTIONS

DEPT: All
REPORT TYPE: DETAIL
REPORT SEQUENCE: PO NO#

STATUS: OUTSTANDING
PARTIAL
RECEIVED

*** END OF REPORT ***

COMMUNICATION

SUBJECT: CITY MANAGER'S REPORT

INFORMATION:

- 1.) Community Development Block Grant Mitigation (CDBG-MIT)
Coastal Resiliency Living Shoreline Project
- 2.) ReStore (cleanup of old barge(s) in Smith Harbor)
- 3.) Community Development Block Grant Mitigation (CDBG-MIT)
Round 2 - Replacement of Culverts Under Rail at Corporation
Ditch and Voluntary Restoration of Refuge Shoreline
- 4.) General Land Office (GLO) Coastal Erosion Planning &
Response Act (CEPRA) Grant (Harbor of Refuge Shoreline
Protection)
- 5.) Matagorda Bay Mitigation Trust (MBMT) Grant Downtown
Waterfront Public Access Improvement
- 6.) Texas Department of Transportation (TxDOT) Truck Route Signs
- 7.) Parking area on SBA Steel Property at the Harbor of Refuge
(HOR) Boat Ramp
- 8.) Harbor of Refuge (HOR) Public Boat Ramp
- 9.) Texas Department of Transportation (TxDOT) Maritime Division
- 10.) 2028 General Land Office (GLO) Coastal Resiliency Master Plan
- 11.) 2026-2027 Budget

CITY OF PORT LAVACA

MEETING: April 21, 2026 **AGENDA ITEM** ____
DATE: 4.09.2026
TO: PORT COMMISSION BOARD MEMBERS CC: JIM RUDELLAT, HARBOR MASTER
FROM: JODY WEAVER, INTERIM CITY MANAGER
SUBJECT: CITY MANAGER'S MONTHLY REPORT

1. **Community Development Block Grant Mitigation (CDBG-MIT) Coastal Resilience Living Shoreline Project:** The contractor, Maverick Constructors, has received delivery of the reef units for the oyster reef breakwater and is expected to submit a materials on-hand invoice for these stored units. They are scheduled to mobilize in Mid-May. Below are 3 photographs of our Natrx units in the manufacturer's storage yard.



CITY OF PORT LAVACA

2. ReStore (cleanup of old barge(s) in Smith Harbor):

Kateryna spoke with Texas Community Environmental Quality (TCEQ) on April 9 and was told that the Notice to Proceed (NTP) is in the final stage of approval, and we should receive it within the next week or so. As soon as we receive this NTP from TCEQ, we will, in turn issue an NTP to Taylor Marine. This project has certainly been an exercise in patience.

<https://cleargov.com/texas/calhoun/city/port-lavaca/projects/13837/restore-city-of-port-lavaca-shoreline-clean-up-tceq>

3. Community Development Block Grant Mitigation (CDBG-MIT) Round 2- Replacement of culverts under rail at Corporation Ditch and Voluntary Restoration of Refuge Shoreline.

Mott McDonald met with the USACE and Triton Environmental (their environmental sub-consultant) and reported the following:

- The culvert replacement will be covered under a Nationwide Permit, and we'll be able to work 200 feet up and downstream from the culvert as needed to remove debris, sediment, etc.
- It was determined that the ditch from 200 ft north of the culvert to 2000 ft north of the culvert is tidal wetlands and will require an individual permit, which would take 12-18 months. The proposed bridge crossing for Equalizer is within this section of Corporation Ditch. I've notified Equalizer of this determination.

KSBR LLC is expecting environmental clearance by mid-July for this Corporation Ditch project.


4. General Land Office (GLO) Coastal Erosion Planning & Response Act (CEPRA) GRANT (Harbor of Refuge Shoreline Protection): The public comment period for the USACE application SWG-2025-00420 for this project ended on April 4. We were notified by GLO that the proposed project will impact State-owned land, so a GLO Lease and new Coastal Boundary Survey will be required. Mott McDonald has submitted the application for the lease on our behalf (which can take 4-6 months), and they are working on the Coastal Boundary survey.

You can still find the Project information at the following USACE link:

<https://www.swg.usace.army.mil/Media/Public-Notices/Article/4423128/swg-2025-00420-jody-weaver-city-of-port-lavaca-lavaca-bay-calhoun-county-texas/>

5. Matagorda Bay Mitigation Trust (MBMT) Grant Downtown Waterfront Public Access Improvement:

Lester began working on this project at the end of March. They have graded the parking lot, dug the drainage "rain gardens pits" for the green infrastructure drainage, and are currently pouring the 10-foot-wide shared-use path. There will be a change order of approximately \$6,000 to add a stone retaining wall at the southwest corner of the parking lot. Below are some work-in-progress photos:



CITY OF PORT LAVACA

6. **Texas Department of Transportation (TxDOT) Truck Route signs:** At the end of March, TxDOT let me know that they were still negotiating a change order with their contractor to replace the initially installed small signs, which were unfortunately fabricated the wrong size (no fault of the contractor). They anticipated that the final pricing should wrap up by early April so the new signs can be ordered and fabricated. They anticipate that all of the sign assemblies will be fully installed by the end of May. Public Work still has not received the sign bases, but Wayne has put in another inquiry about the status and an estimated ship date.
7. **Parking area on SBA Steel property at the HOR Boat ramp:** No update.
8. **Harbor of Refuge Public Boat Ramp:** No update on this. We need to discuss setting aside some funds we can commit as a match in an application to the Matagorda Bay Mitigation Trust (MBMT) in October.
9. **Texas Department of Transportation (TxDOT) Maritime Division:** Jim and I simply haven't had time to look in earnest into the grant application due June 15, but we will be doing that very soon. After some discussion with TxDOT a few weeks ago, we are planning to apply for two projects: 1) development of a Comprehensive Master Plan for the Harbor of Refuge (or possibly all of Ports & Harbors), and 2) the public dock improvements at the Harbor of Refuge, which we have previously discussed. We are hoping there will be some increased oyster activity at the docks soon, where we can get Bill Harvey to take some action shots for the profile.
10. **2028 General Land Office (GLO) Coastal Resiliency Master Plan:** I am a member of the Technical Advisory Committee for the 2028 GLO Coastal Resiliency Master Plan, which GLO and their consultant AECOM are working on. I just wanted to share that they will begin considering projects later this year for possible inclusion in the new CRMP. If there are any resiliency projects that you would like to discuss and consider pitching to the Committee, just let me know. Note that our Downtown shoreline protection project (recently awarded) was included in the 2019 plan, and the Harbor of Refuge Shoreline protection projects were included in the 2023 plan.
11. **2026-27 Budget:** On May 18, the City Council will meet in a workshop to provide their input on ideas for Capital Planning and other funding priorities for the 2026-27 Budget. The Port Commission meets on May 19. At that meeting, I will include an agenda item for the Port Commissioners to discuss the same with respect to the Ports & Harbors 2026-2027 budget, so bring your ideas with you to the May meeting. You can view the current 5-year Capital Improvements plan at https://portlavaca.org/wp-content/uploads/2025/10/CAPITAL-IMPROVEMENT-PROGRAM-26_30.pdf beginning on page 99. Currently, in the 5-year Capital Improvement Plan (CIP) we have \$300,000 earmarked for dredging Nautical Landings Marina in 2028, \$250,000 for sandblasting and recoating the steel bulkhead at City Harbor in 2028, and \$66,000 for improvements to Evelyn's Dock in 2028, the Coastal Erosion Planning & Response Act (CEPRA) grant project for Harbor of Refuge (HOR) shoreline protection in 2029, and \$1.5M for more bulkheading at HOR in 2023. We revisit the CIP each budget cycle to add, delete, or edit project scope, timing, and cost estimates. The 2025-26 Budget is found here: <https://portlavaca.org/wp-content/uploads/2025/11/BUDGET-25-26-BOOK-binding.pdf> Ports & Harbors begins on page 139.

COMMUNICATION

SUBJECT: RECEIVE HARBOR MASTER'S OPERATIONS,
PROMOTION/DEVELOPMENT ACTIVITY REPORT

INFORMATION:

- a) City Harbor
- b) Nautical Landings Building
- c) Nautical Landings Marina
- d) Smith Harbor
- e) Harbor of Refuge

AGENDA 5

A) City Harbor

- 1) We have been keeping up with the 2025-2026 oyster harvest, and there has been no activity to report.

B) Nautical Landings Building

- 1) 3 November 2025 Barefoot Construction started inspecting the soft spot in the floor in the men's bathroom in the dayroom floor decking & joist were rotted from an internal wall water leak.
- 2) April 4, 2026, Barefoot Construction completed the installation of six big windows on the south end of the building.
- 3) July 6, 2026, Edward Jones will be moving out of Suite 3.
- 4) March 30, 2026, LCI commenced the back parking lot project, which should be completed by mid-May.

C) Nautical Landings Marina

- 1) Horizon Environmental has been onsite 7 times since last PC meeting.

D) Smith Harbor

E) Harbor of Refuge

- 1) Matt Glaze with Urban Engineering is working on plans for the HOR boat ramp.
- 2) April 3, 2026, Michael Balajka cleaned up the public dock adjacent to track 3.
- 3) April 4, 2026, Met with Mike Reeves with CORE Projects about cameras.

F) To Do List - Raymond Butler

SOLAR EYE 360

By **GLOBE POWERUSA** Item #5.

SOLAR CAMERA SYSTEM

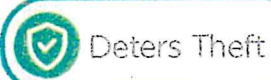
The popular Globe Power Solareye is a revelation in simplicity, reliability and design. The system provides a platform for a variety of cameras featuring the latest in AI processing and cloud based video. View feed on cell phone or laptop. Deploy from truck to operation in 10 minutes. 100% solar and reliable. Long life design with minimal maintenance.



- Motion activated video at night



- 360 degree zoom & night vision cameras
- Control from your phone or laptop



Deters Theft



Monitor worksites



Solar Powered



Fast deployment

SPECIFICATIONS

General

- ▶ Model: Solareye 360
- ▶ Camera Quality: 4mp, 120' night vision
- ▶ Mast Height: 16' 5"
- ▶ Mast Type: Cable winch
- ▶ Cameras: LTS brand. Over 50 types to choose from
- ▶ Recording Time: 4+ weeks recording time
- ▶ Monitoring (Live/Playback): Phone App or PC
- ▶ Lifting: Fork Pockets & Lifting Lugs
- ▶ Communications Features: 4G router, Wifi, Flashing beacon, alarm, 2 way coms

Operational Data

- ▶ Wind Rating: 60mph
- ▶ Working Temperature: 32° to 122°F

Battery

- ▶ Battery Type: 2.6kwh Lithium
- ▶ Battery Runtime: 96 hours with no solar charge

Solar

- ▶ Solar Runtime: 1 hr of sun / 7.5 hrs recording
- ▶ Solar Tilt: 0 to 90°
- ▶ Solar Orientation: 0 to 360°
- ▶ Efficiency (solar): 340Wp

Dimensions

- ▶ Dimensions (Stowed): 39" x 39" x 114" (LxWxH)
- ▶ Dimensions (Deployed): 69" x 39" x 228" (LxWxH)
- ▶ Weight: 1874 lbs

COMMUNICATION

SUBJECT: DISCUSS TERMINATION OF THE EDWARD JONES LEASE, NAUTICAL LANDINGS BUILDING, SUITE 3.

INFORMATION:



Tony Exler
tony.exler@cushwake.com
12555 Manchester Rd
St. Louis, MO 63131 | USA

April 7, 2026

Certified Mail: Return Receipt Requested

City of Port Lavaca
P.O. Box 105
Port Lavaca, TX 77979
Attn: City Manger

RE: Edward Jones BR 36499
106 S Commerce St, Ste 3
Port Lavaca, TX 77979

Hello Jody,

Edward Jones has made the business decision to permanently close the office located at the above-referenced address. This letter is to inform you that Edward Jones is providing a 90-day notice per Section 6 of the Lease Agreement dated September 12th, 2022.

6. Early Termination

Notwithstanding anything to the contrary contained elsewhere in this Lease it is expressly understood and agreed between the parties hereto that Lessee is granted an option to cancel this Lease and any renewals or extensions thereof at any time upon Ninety (90) days prior written notice to Lessor. Lessee shall pay to Lessor as liquidated damages, a sum equivalent to Four (4) months base rent. Upon payment of aforesaid sum, Lessor shall hold harmless and relieve Lessee from any further liability or obligation under this Lease.

Regular rent payments will continue as usual through the termination date of July 6th, 2026. Additionally, a termination fee of 4 months base rent (\$4,913.40) will be forwarded.

Thank you for your past service and for your cooperation during this time of transition for us. If you have any questions, please contact me.

Sincerely,

A handwritten signature in cursive script that reads "Anthony Exler".

Tony Exler
Transaction Associate Manager
Cushman & Wakefield
Agent for Edward D. Jones & Co., d/b/a Edward Jones