



## REGULAR PORT COMMISSION MEETING

Tuesday, May 16, 2023 at 10:00 AM

City Council Chambers | 202 N. Virginia Street, Port Lavaca TX 77979

---

### PUBLIC NOTICE OF MEETING

---

**The following item will be addressed at this or any other meeting of the Port Commission upon the request of the chairman, any member(s) of Port Commission and/or the City Attorney:**

*Announcement by the Chairman that Port Commission will retire into closed session for consultation with City Attorney on matters in which the duty of the attorney to the Port Commission under the Texas disciplinary rules of professional conduct of the state bar of Texas clearly conflicts with the open meetings act (title 5, chapter 551, section 551.071(2) of the Texas government code).*

**(All matters listed under the Consent Agenda item are routine by the Port Commission and will be enacted by one motion. There will not be separate discussion of these items. If discussion is desired, that item will be removed from the Consent Agenda and will be considered separately.)**

### AGENDA

*Port Commission will consider/discuss the following items and take any action deemed necessary.*

#### MEETING PROCEDURE

*Public notice is hereby given that the Port Commission of the City of Port Lavaca, Texas, will hold a meeting TUESDAY, MAY 16, 2023 beginning at 10:00 a.m., at the regular meeting place in Council Chambers at City Hall, 202 North Virginia Street, Port Lavaca, Texas to consider the following items of business:*

*The meeting will also be available via the video conferencing application "ZOOM".*

*Join Zoom*

*Meeting:*<https://us02web.zoom.us/j/87827181796?pwd=N2p3ODJBa3RuckNIeGJFV0dHZjFVQT09>

*Meeting ID:* 878 2718 1796

*Passcode:* 248237

*One Tap Mobile*

*+13462487799,,82182482989#,,, \*912619# US (Houston)*

*Dial by your location*

*+1 346 248 7799 US (Houston)*

**CALL TO ORDER**

**COMMENTS FROM THE PUBLIC** - *(Limited to 3 minutes per individual unless permission to speak longer is received in advance. You may make public comments as you would at a meeting by logging on with your computer and using "Join Zoom Meeting" information on first page of this agenda).*

**CONSENT AGENDA**

1. CONDUCT ELECTIONS OF OFFICERS AND TAKE ANY ACTION DEEMED NECESSARY.
2. APPROVAL OF MINUTES
  - a) MINUTES OF APRIL 18, 2023 - REGULAR MEETING
3. RECEIVE HARBOR MASTER'S INSPECTION / MAINTENANCE REPORT

**REPORTS**

4. RECEIVE FINANCIAL REPORTS OF PORT REVENUE FUND
  - a) Tariff Report
  - b) Account Aging Report
  - c) Payment Report
  - d) Revenue and Expenditure Report
  - e) Balance Sheet / Property Tax Distribution
  - f) Profit and Loss Cash Flow Report
5. RECEIVE STATUS REPORTS
  - a) Renovations to Nautical Landings Marina Breakwater - Presenter Jody Weaver
  - b) CDBG-MIT Coastal Resilience Project / Restore Project - Presenter Jody Weaver
  - c) Discuss property values and evaluations - Presenter Jody Weaver
6. RECEIVE STATUS REPORTS ON SPECIAL PROJECTS
  - a) Status report regarding TCEQ inspection in June 2022 of Tract 17 and 17Ar - Presenter Jody Weaver

- b) CRG Limited Phase II Environmental Site Assessment of the Harbor of Refuge Tracts 16, 17, and 17Ar - Presenter Jody Weaver

7. RECEIVE HARBOR MASTER'S OPERATIONS, PROMOTION/DEVELOPMENT ACTIVITY REPORT

- a) City Harbor
- b) Nautical Landings Building
- c) Nautical Landings Marina
- d) Smith Harbor
- e) Harbor of Refuge

ACTION ITEMS: LEASES

8. New Lease Agreement for City Harbor Tract # SLIP CH1 with adjacent land to Big Bear Shrimp and Seafood, LLC. - Presenter Jody Weaver

COMMENTS

9. COMMENTS FROM COMMISSIONERS

ADJOURNMENT

**CERTIFICATION OF POSTING NOTICE**

This is to certify that the above notice of a regular meeting of The Port Commission of The City of Port Lavaca, scheduled for **Tuesday, May 16, 2023**, beginning at 10:00 a.m., was posted at city hall, easily accessible to the public, as of **5:00 p.m. Friday, May 12, 2023**.

          /s/ Rachel Garza          .

**Rachel Garza**, *Administrative Assistant*

**ADA NOTICE**

The Port Lavaca City Hall and Council Chambers are wheelchair accessible. Access to the building is available at the primary north entrance facing Mahan Street. Special parking spaces are located in the Mahan Street parking area. In compliance with the Americans with Disabilities Act, the City of Port Lavaca will provide for reasonable accommodations for persons attending meetings. To better serve you, requests should be received 24 hours prior to the meetings. Please contact City Secretary Mandy Grant at (361) 552-9793 Ext. 230 for assistance.

---

# COMMUNICATION

SUBJECT: APPROVAL OF MINUTES

---

## INFORMATION:

a) MINUTES OF APRIL 18, 2023 - REGULAR MEETING



## REGULAR PORT COMMISSION MEETING

Tuesday, April 18, 2023 at 10:00 AM

City Council Chambers | 202 N. Virginia Street, Port Lavaca TX 77979

### MINUTES

STATE OF TEXAS §  
 COUNTY OF CALHOUN §  
 CITY OF PORT LAVACA §

On this the 18<sup>th</sup> day of April 2023, the Port Commission of the City of Port Lavaca, Texas, convened in regular session at 10:02 a.m. in the regular meeting place in City Council Chambers at City Hall, 202 North Virginia Street, Port Lavaca, Texas, with the following Commissioners in attendance:

#### ROLL CALL:

|                 |                          |
|-----------------|--------------------------|
| Alex Davila     | Commissioner / Chairman  |
| Raymond Butler  | Commissioner / Secretary |
| Mike McGuire    | Commissioner             |
| Michael Kovarek | Commissioner             |
| Larry Nichols   | Commissioner             |
| Jaimie O'Neil   | Commissioner             |

And with the following Commissioner absent:

|             |              |
|-------------|--------------|
| Sue Traylor | Commissioner |
|-------------|--------------|

#### CONSENT AGENDA

##### 1. APPROVAL OF MINUTES

###### a) MINUTES OF MARCH 21, 2023 - REGULAR MEETING

Motion made by Commissioner McGuire

NOW THEREFORE, LET IT BE RESOLVED BY THE PORT COMMISSION OF THE CITY OF PORT LAVACA, TEXAS:

THAT, the Regular Minutes and Workshop Minutes of the Port Commission regular meeting held on April 18<sup>th</sup>, 2023, are hereby approved.

Seconded by Commissioner Butler.

Motion passed by the following vote:

Voting Aye: Alex Davila, Mike McGuire, Larry Nichols, Michael Kovarek, Raymond Butler, and Jamie O'Neil.

Voting Nay: None

## **2. RECEIVE HARBOR MASTER'S INSPECTION / MAINTENANCE REPORT**

Motion made by Commissioner McGuire

NOW THEREFORE, LET IT BE RESOLVED BY THE PORT COMMISSION OF THE CITY OF PORT LAVACA, TEXAS:

THAT, the Harbor Master's Inspection Report of the Port Commission regular meeting held on March 21<sup>st</sup>, 2023, are hereby approved.

Seconded by Commissioner Butler.

Motion passed by the following vote:

Voting Aye: Alex Davila, Mike McGuire, Larry Nichols, Michael Kovarek, Raymond Butler, and Jamie O'Neil.

Voting Nay: None

## **REPORTS**

### **3. RECEIVE FINANCIAL REPORTS OF PORT REVENUE FUND**

- a) Tariff Report
- b) Account Aging Report
- c) Payment Report
- d) Revenue and Expenditure Report
- e) Balance Sheet / Property Tax Distribution
- f) Profit and Loss Cash Flow Report

A copy of these reports, in their entirety, can be found in the Port Commission's meeting packet dated April 18, 2023

Agenda item discussed.

No action was taken.

#### 4. RECEIVE STATUS REPORTS

a) Renovations to Nautical Landings Marina Breakwater - Presenter Jody Weaver

Matt Glaze reports that Texas Parks and Wildlife has requested another revision to the Section 7 evaluation (Endangered Species requirements). We are waiting for the approval of these revisions. Once we receive that approval, there will be about 2 months or so of review time for the US Fish & Wildlife Service before we will receive authorization to bid.

b) Discuss property values and evaluations - Presenter Jody Weaver

Richard Jander reports that his restructured estimates will be available next week. Jody Weaver, City Manager, will email a copy to the Commissioners.

#### 5. RECEIVE STATUS REPORTS ON SPECIAL PROJECTS

a) Status report regarding TCEQ inspection in June 2022 of Tract 17 and 17Ar - Presenter Jody Weaver

- TCEQ Municipal Solid Waste did recently approve our application to "Disturb the surface of the landfill", which Urban Engineering prepared on our behalf. The application proposes completion with this "regrading" in about a year. Subsequently, TCEQ enforcement has now closed our Notice of violation case, so everything is good, but we need to begin working towards completion of this regrading project.

b) CRG Limited Phase II Environmental Site Assessment of the Harbor of Refuge Tracts 16, 17, and 17Ar - Presenter Jody Weaver

- As you recall CRG prepared and submitted an Affected Property Assessment Report to TCED on our behalf. We have had no response yet from TCEQ.

c) Project #9250 of the Texas Coastal Resiliency Master Plan and associated GLO CEPRA Grant application - Presenter Jody Weaver

- 2023 - Coastal Resiliency Master Plan is now live on the GLO's website.  
<https://www.glo.texas.gov/coast/coastal-management/coastal-resiliency/resources/files/2023-tcrmp-overview.pdf>

This is a link to the overview and lists Project #9250 in Region 2 as being included. This project has three parts: Shoreline protection for the east side of the old landfill; the east (bay) side of the peninsula that protects the Harbor of Refuge and the east side of the wetland's areas at the south tip of the Harbor of Refuge track. I am working with Mott McDonald to prepare and submit a CEPRA grant application for these projects. They are not charging a fee to prepare this application.

Mott McDonald to prepare and submit a CEPRA grand application for these projects.

**6. RECEIVE HARBOR MASTER'S OPERATIONS, PROMOTION/DEVELOPMENT ACTIVITY REPORT****A) City Harbor**

- 1) Miller Seafood lease will need letter by end May to exercise second option.
- 2) Big Bear lease up June 30, 2023.
- 3) Track 9 & 9A – may need a realtor to advertise.
- 4) Track 7, 8 & 11 – may need a realtor to advertise.
- 5) March 31, 2023, disposable oil boom out at City Harbor storm drain.
- 6) Getting pricing for CCTV Inspection for City Harbor storm drain.

**B) Nautical Landings Building**

- 1) Barefoot Construction commenced work on February 16, 2023

**C) Nautical Landings Marina**

- 1) Matt Estes City Attorney awaiting probate.
- 2) Abandon boat – Meet with Axis to discuss disposal of the boat.
- 3) Horizon Environmental has been onsite 15 times since the last PC meeting.

**D) Smith Harbor**

- 1) Dredge spoils getting cost to shape up piles.

**E) Harbor of Refuge**

- 1) LCI has been hauling fill material & stockpiling.
  - 2) Encore Dredging cleaning moving equipment to track 11.
  - 3) Clean up trash on track 3.
  - 4) Rail Spur repair & rain pipes under rail. \*\*Motion Made\*\*
- Comments from Jody Weaver, Interim City Manager will reach out to Brown and Root to prepare a purchasing cooperative price with engineering.
- 5) Aerial spraying – no updates.
  - 6) Illegally disposing of drywall - Code Enforcement located owner of license plate and issued citation.



**Reference: E) Harbor of Refuge**

4) Rail Spur repair & rain pipes under rail. \*\*Motion Made\*\*

Motion made by Commissioner Butler

NOW THEREFORE, LET IT BE RESOLVED BY THE PORT COMMISSION OF THE CITY OF PORT LAVACA, TEXAS:

THAT, Chairman Davila, task Jody Weaver, Interim City Manager, and staff the following:

- Advise Helena Chemical of the condition and quality of the rail.
- Advise City Council of the urgency for repairs and necessary funding.
- Collect bids and proposals as soon as possible.
- Call a special meeting to move forward to finalize scheduling of repairs.

Seconded by Commissioner McGuire.

Motion passed by the following vote:

Voting Aye: Alex Davila, Mike McGuire, Larry Nichols, Michael Kovarek, Raymond Butler, and Jamie O'Neil.

Voting Nay: None

**ACTION ITEMS: LEASES**

7. **New Lease Agreement for City Harbor Tract # SLIP CH1 with adjacent land to Big Bear Shrimp and Seafood, LLC. - Presenter Jody Weaver**

Attached is a draft Standard Lease Agreement for Slip CH1 and adjacent land at the City Harbor, with a draft Exhibit A.

As shown in the proposed exhibit, there is 923 sf of land where the steps and the building are. The magenta line is the property line of Scully restaurant, and you can see the 15 ft public access easement across their parking lot to get to this leased tract. It is my understanding that Big Bear does occasionally access the boat slip via Curtis Miller's lease with Mr. Miller's approval.

For consideration:

- Per the Valdrige report, on average, the Miller lease is 0.22 per sf of land with no additional valuation for boat slips.
- Poor Boy pays \$0.20 per sf plus \$250 per shrimp boat slip.

So, if we agree that the location of Poor Boys is more of a prime location than Slip CH1, and we use \$0.15 per sf + \$250 for the slip, that equals \$388.45. (He currently pays \$361.12)

I am proposing a 2-year lease with one or more options to extend either once for another 2 years or twice at one-year each. Each anniversary would come with an MCI increase — either straight MCI or min 2% max 5%.

- Comments from Chairman Davila, table until next Regular Port Commission Meeting.

## COMMENTS

### 8. COMMENTS FROM COMMISSIONERS.

No comments.

## ADJOURNMENT

Commissioner Butler made a motion to adjourn the meeting.

Commissioner Nichols seconded this motion.

Motion passed by the following vote:

Voting Aye:

Alex Davila, Mike McGuire, Michael Kovarek, Raymond Butler, Larry Nichols and Jamie O'Neil.

Voting Nay: None

The meeting was adjourned at 11:35 a.m.

These minutes were approved on May 16, 2023.

ATTEST:

\_\_\_\_\_  
Alex Davila, Chairman

\_\_\_\_\_  
Rachel Garza, Admin. Assistant

# COMMUNICATION

SUBJECT: RECEIVE HARBOR MASTER'S INSPECTION / MAINTENANCE REPORT

---

## INFORMATION:

# Port Lavaca Port Commission Monthly Inspection

Month: 16 MAY 2023    Location: City Harbor

## 1. Fueling Area

Condition: Satisfactory    Unsatisfactory    Not Applicable

Comments:

## 2. Decking

Condition: Satisfactory    Unsatisfactory    Not Applicable

Comments:

## 3. Main Frame & Floats

Condition: Satisfactory    Unsatisfactory    Not Applicable

Comments:

## 4. CLEAN UP

Condition: Satisfactory    Unsatisfactory    Not Applicable

Comments: 31 March 2023, Put disposable oil boom out at south end of harbor where the city storm drain spills in harbor, due to oil coming from drain.

## 5. Water Lines, Valves, Etc.

Condition: Satisfactory    Unsatisfactory    Not Applicable

Comments:

## 6. Electrical & Lights

Condition: Satisfactory    Unsatisfactory    Not Applicable

Comments:

**7. Pilings, Guides & Rollers**Condition: **Satisfactory** Unsatisfactory Not Applicable

Comments:

**8. Rub Rails & Fenders**Condition: **Satisfactory** Unsatisfactory Not Applicable

Comments:

**9. Cleats & Kevels**Condition: **Satisfactory** Unsatisfactory Not Applicable

Comments:

**10. Gates & Locks**Condition: **Satisfactory** Unsatisfactory Not Applicable

Comments:

**11. Railing**Condition: **Satisfactory** Unsatisfactory Not Applicable

Comments:

**12. Cement Slab**Condition: **Satisfactory** Unsatisfactory Not Applicable

Comments:

**13. Bulkhead**Condition: **Satisfactory** Unsatisfactory Not Applicable

Comments:

Harbor Master: \_\_\_\_\_

# Port Lavaca Port Commission Monthly Inspection

Month: 16 MAY 2023    Location: Harbor of Refuge

## 1. Road

Condition: Satisfactory    Unsatisfactory    Not Applicable

Comments:

## 2. Rail spur

Condition: Satisfactory    Unsatisfactory    Not Applicable

Comments:

## 3. Main Frame & Floats

Condition: Satisfactory    Unsatisfactory    Not Applicable

Comments:

## 4. Environmental

Condition: Satisfactory    Unsatisfactory    Not Applicable

Comments:

## 5. Water Lines, Valves, Etc.

Condition: Satisfactory    Unsatisfactory    Not Applicable

Comments:

## 6. Electrical & Lights

Condition: Satisfactory    Unsatisfactory    Not Applicable

Comments:

## 7. PERMIT

Condition: Satisfactory    Unsatisfactory    Not Applicable

Comments:

**8. Rub Rails & Fenders**Condition: **Satisfactory** Unsatisfactory Not Applicable

Comments:

**9. Cleats & Keels**Condition: **Satisfactory** Unsatisfactory Not Applicable

Comments:

**10. Gates & Locks**Condition: **Satisfactory** Unsatisfactory Not Applicable

Comments:

**11. Mulch**Condition: **Satisfactory** Unsatisfactory Not Applicable

Comments:

**12. Cement Cap**Condition: **Satisfactory** Unsatisfactory Not Applicable

Comments:

**13. Bulkhead**Condition: **Satisfactory** Unsatisfactory Not Applicable

Comments:

**14. CLEAN UP**Condition: **Satisfactory** Unsatisfactory Not Applicable

Comments: 8 May 2023 Barefoot Construction completed clean up at track 3 and public dock area.

Harbor Master: \_\_\_\_\_

# Port Lavaca Port Commission Monthly Inspection

Month: 16 MAY 2023    Location: NLM / Smith Harbor

## 1. Gangway

Condition: Satisfactory    Unsatisfactory    Not Applicable

Comments:

## 2. Decking

Condition: Satisfactory    Unsatisfactory    Not Applicable

Comments:

## 3. Main Frame & Floats

Condition: Satisfactory    Unsatisfactory    Not Applicable

Comments:

## 4. Dock Boxes

Condition: Satisfactory    Unsatisfactory    Not Applicable

Comments: Dock A there are six dock boxes with broken hinges and  
Three boxes missing.

## 5. Water Lines, Valves, Etc.

Condition: Satisfactory    Unsatisfactory    Not Applicable

Comments:

## 6. Electrical & Lights

Condition: Satisfactory    Unsatisfactory    Not Applicable

Comments:

## 7. Pilings, Guides & Rollers

Condition: Satisfactory    Unsatisfactory    Not Applicable

Comments:



**8. Rub Rails & Fenders**

Condition: Satisfactory Unsatisfactory Not Applicable

Comments: Dock A there are two 6' sections of rub rail damaged.

**9. Cleats & Kevels**

Condition: Satisfactory Unsatisfactory Not Applicable

Comments: Dock A 15 broken cleats, Dock B 2 broken cleats.

**10. Gates & Locks**

Condition: Satisfactory Unsatisfactory Not Applicable

Comments:

**11. Dredging**

Condition: Satisfactory Unsatisfactory Not Applicable

Comments:

**12. Cement Cap**

Condition: Satisfactory Unsatisfactory Not Applicable

Comments:

**13. Bulkhead**

Condition: Satisfactory Unsatisfactory Not Applicable

Comments:

Harbor Master: \_\_\_\_\_

# Port Lavaca Port Commission

## Monthly Building Inspection

Month: 16 MAY 2023    Location: NLB

### 1. Building Maintenance:

Condition: Satisfactory    Unsatisfactory    Not Applicable

Comments: 16 February 2023 Barefoot Construction commenced

Repairs. Build a new cupola, replaced siding at the north end of building and replaced about 30 % of bad deck bords and stained on the deck.

400 amp electrical panel still on back order for new electrical services.

### 2. Decking:

Condition: Satisfactory    Unsatisfactory    Not Applicable

Comments:

### 3. Flooring:

Condition: Satisfactory    Unsatisfactory    Not Applicable

Comments:

### 4. Windows:

Condition: Satisfactory    Unsatisfactory    Not Applicable

Comments:

### 5. Water Lines, Valves, Etc.

Condition: Satisfactory    Unsatisfactory    Not Applicable

Comments:

### 6. Electrical & Lights

Condition: Satisfactory    Unsatisfactory    Not Applicable

Comments:

**7. HVAC**Condition: **Satisfactory** Unsatisfactory Not Applicable

Comments:

**8. Roof:**Condition: **Satisfactory** Unsatisfactory Not Applicable

Comments:

**9. Parking:**Condition: Satisfactory **Unsatisfactory** Not Applicable

Comments:

**10. Fire Extinguishers:**Condition: **Satisfactory** Unsatisfactory Not Applicable

Comments:

**11. Hand Railing:**Condition: **Satisfactory** Unsatisfactory Not Applicable

Comments:

**12. Stairs & Steps**Condition: **Satisfactory** Unsatisfactory Not Applicable

Comments:

Harbor Master: \_\_\_\_\_

# COMMUNICATION

SUBJECT: RECEIVE FINANCIAL REPORTS OF PORT REVENUE FUND

---

## INFORMATION:

- a) Tariff Report
- b) Account Aging Report
- c) Payment Report
- d) Revenue and Expenditure Report
- e) Balance Sheet / Property Tax Distribution
- f) Profit and Loss Cash Flow Report

## HELENA CHEMICAL

| Date Received | Reference | Description     | BARGE     | RAIL     | REPORTING MONTH | FERTILIZER<br>BULK TONS | TARIFF AMOUNT            |
|---------------|-----------|-----------------|-----------|----------|-----------------|-------------------------|--------------------------|
|               |           |                 |           |          |                 |                         | PAID @ \$0.65<br>PER TON |
| 11/15/2022    | ACH PMT   | HELENA CHEMICAL | 3624.191  | 0        | 10/2022         | 3,624.191               | \$2,355.72               |
| 12/2/2022     | ACH PMT   | HELENA CHEMICAL | 11789.2   | 0        | 11/2022         | 11,789.200              | \$7,662.98               |
| 1/11/2023     | ACH PMT   | HELENA CHEMICAL | 1629.902  | 0        | 12/2022         | 1,629.902               | \$1,059.44               |
| 1/27/2023     | ACH PMT   | HELENA CHEMICAL | 3046.271  | 1509.621 | 01/2023         | 4,555.892               | \$2,961.33               |
| 3/2/2023      | ACH PMT   | HELENA CHEMICAL | 22473.47  | 756.675  | 02/2023         | 23,230.145              | \$15,099.59              |
| 3/28/2023     | ACH PMT   | HELENA CHEMICAL | 2992.468  | 1864.775 | 03/2023         | 4,857.243               | \$3,157.21               |
| 4/24/2023     | ACH PMT   | HELENA CHEMICAL | 14395.064 | 739.625  | 04/2023         | 15,134.689              | \$9,837.55               |
|               |           | HELENA CHEMICAL |           |          | 05/2023         |                         |                          |
|               |           | HELENA CHEMICAL |           |          | 06/2023         |                         |                          |
|               |           | HELENA CHEMICAL |           |          | 07/2023         |                         |                          |
|               |           | HELENA CHEMICAL |           |          | 08/2023         |                         |                          |
|               |           | HELENA CHEMICAL |           |          | 09/2023         |                         |                          |

|                      |             |
|----------------------|-------------|
| FY 2022-2023 - TOTAL | \$42,133.82 |
|----------------------|-------------|

## MONTHLY RAIL FEE

| Date Received | REPORTING<br>MONTH | Reference | Description      | RAIL     | REPORTING MONTH | PAID |
|---------------|--------------------|-----------|------------------|----------|-----------------|------|
| 10/27/2022    | OCT                | ACH       | MONTHLY RAIL FEE | \$833.00 | 10/2022         | PAID |
| 11/30/2022    | NOV                | ACH       | MONTHLY RAIL FEE | \$833.00 | 11/2022         | PAID |
| 12/29/2022    | DEC                | ACH       | MONTHLY RAIL FEE | \$833.00 | 12/2022         | PAID |
| 1/4/2023      | JAN                | ACH       | MONTHLY RAIL FEE | \$833.00 | 01/2023         | PAID |
| 1/31/2023     | FEB                | ACH       | MONTHLY RAIL FEE | \$833.00 | 02/2023         | PAID |
| 2/28/2023     | MAR                | ACH       | MONTHLY RAIL FEE | \$833.00 | 03/2023         | PAID |
| 4/4/2023      | APR                | ACH       | MONTHLY RAIL FEE | \$833.00 | 04/2023         | PAID |
| 4/27/2023     | MAY                | ACH       | MONTHLY RAIL FEE | \$833.00 | 05/2023         | PAID |
|               |                    |           | MONTHLY RAIL FEE |          | 06/2023         |      |
|               |                    |           | MONTHLY RAIL FEE |          | 07/2023         |      |
|               |                    |           | MONTHLY RAIL FEE |          | 08/2023         |      |
|               |                    |           | MONTHLY RAIL FEE |          | 09/2023         |      |



## MONTHLY TARIFF REPORT

DATE: April 18, 2023REPORTING PERIOD: April 2023  
(MONTH) (YEAR)COMPANY NAME: HELENA AGRI-ENTERPRISES, LLCMAILING ADDRESS: PO BOX 419  
(P. O. Box Number or Street)PORT LAVACA TX 77979  
(City) (State) (Zip Code)14,395.064 Tons of Fertilizer Barge @ 0.65¢ per ton

(Name Product)

(Name Product)

739.625 Rail @ 0.65¢ per ton

Subject to the tariff adopted by the City of Port Lavaca Port Commission are hereby reported by the above-named company during the period covered hereby and payment in the amount of \$ \$9,837.55 is attached hereto representing tariff due in accordance with above rate.


I hereby certify that this report is submitted in compliance with the requirements of the tariff adopted by the City of Port Lavaca Port Commission and the information reported hereby is true, correct and complete.

WITNESS MY HAND this 18 day of April, 2023.Terminal Manager

(Title)

Trey Franz

(Printed Name)

  
(Duly Authorized Signature)Port Commission's Main Office Phone Number:  
Port Commission's Main Mailing Address:(361) 552-9793 Ext. 242 rgarza@portlavaca.org  
City of Port Lavaca Port Commission 202 N. Virginia StFax No.: (361) 552-6062  
Port Lavaca, TX 77979


April 2023


| <b>BARGES</b>       | <b>MATERIAL / REF #</b> | <b>DATE</b> | <b>HELENA / Tons</b> | <b>LIQUID / DRY</b> |
|---------------------|-------------------------|-------------|----------------------|---------------------|
| MTC1434             | MICRO                   | 3/23/2023   | 1,495.191            | DRY                 |
| ING 6543            | Potash2                 | 3/27/2023   | 1,593.500            | DRY                 |
| SCF 24214           | Urea                    | 3/29/2023   | 1,520.782            | DRY                 |
| KIRBY 28017 / 24704 | NITSOL                  | 4/11/2023   | 5,828.375            | LIQUID              |
| KIRBY 30409         | AMTHIO                  | 4/11/2023   | 846.345              | LIQUID              |
| CC 2241             | MICROES001              | 4/13/2023   | 1,487.476            | DRY                 |
| CHB0508             | UREA                    | 4/18/2023   | 1,623.395            | DRY                 |
|                     |                         |             |                      |                     |

[illegible]

|                   |
|-------------------|
| <b>Barge</b>      |
| <b>14,395.064</b> |
| <b>\$9,837.55</b> |
| <b>Rail</b>       |
| <b>739.625</b>    |



|   |  |  |  |  |                   |                         |
|---|--|--|--|--|-------------------|-------------------------|
|   | <b>Shipment Notification</b>                             |  |  | BOL#: 2069274  | Item #4           |                         |
|   | Date:<br>02/13/2023                                      | Pick Up / Order #:<br><br>4900078909-10              | Scale Ticket#:   |  |                   |                         |
|   | PO#: MTC1434   |  |  |  |                   |                         |
| <b>EXPORTER, SHIPPER, ORIGIN AND MAILING ADDRESS</b><br>Mosaic Fertilizer LLC<br>Mosaic - Faustina<br>Production Plant<br>9959 Highway 18<br>DONALDSONVILLE LA 70086<br>UNITED STATES OF AMERICA  |  |  | This Bill of lading is subject to the individually determined rates or contracts to which the carrier and shipper have agreed in writing, the provisions of this bill of lading, and any applicable federal or state regulations (with respect to truck shipments) and the terms and conditions of the Inform Straight Bill of Lading as set forth in 49CFR part 1035 App B and any applicable state regulations (with respect to rail shipments). |  |                   |                         |
| <b>CONSIGNEE AND MAILING ADDRESS</b><br>Mosaic Global Sales, LLC<br>MOSAIC<br>C/o HELENA<br>208 MONTIER<br>PORT LAVACA TX 77979<br>UNITED STATES OF AMERICA   |  |  | Subject to Section 7 of the applicable terms and conditions which are referred to above, if this shipment is to be delivered to the consignee without recourse to the consignor, the consignor shall sign the following statement: The carrier shall not make delivery of this shipment without payment of freight and all other lawful charges.   |  |                   |                         |
| SOLD TO <input checked="" type="checkbox"/> Related <input type="checkbox"/> Not Related<br>Mosaic Global Sales, LLC<br>13830 Circa Crossing Dr.  |  | Dangerous Goods <input type="checkbox"/><br>Freight  | Commodity<br>2871238   | Gross Wgt<br>1495.191 STN                                  | Tare Wgt<br>0 STN | Net Wgt<br>1495.191 STN |
| Country of Origin<br>US   | Car Initial & Number and Seal #<br>See Below for Details | Description of Goods<br>MICROESSENTIALS@S10@/ MES10@ |  | (TONS - S/T) 1,495.191 STN<br>(TONNES - M/T) 1,356.414 MTN |                   |                         |
| <b>CARRIERS CERTIFICATE</b><br>This is to certify that the above named materials are properly classified, described, packaged, marked and labeled, and are in proper condition for transportation according to the applicable regulations of the Department of Transportation.<br><br>To the District Director of Customs, Port of Arrival. The undersigned carrier to whom or upon whose order the articles described above must be released hereby certifies that Broker not applicable is the owner or consignee of such articles within the purview of section 484(H), Tariff Act of 1930. I certify that this manifest is correct and true to the best of my knowledge.  |  |  | I hereby certify that the information given above and on the continuation sheets, if any, is true and complete in every respect.<br><b>Mosaic Global Sales, LLC</b><br>(name of responsible employee of exporter)  |  |                   |                         |
| Signature of Carrier: _____<br>Date: _____  |  |  | Given firm name / address if different from exporter above.<br>Signature: _____ Status <input type="checkbox"/> Owner<br>Date: _____ <input type="checkbox"/> Agent  |  |                   |                         |
| Route: O: LA DONALDSONVILLE D: TX PORT LAVACA<br>Contract/Tariff #:   |  |  | Weight subject to verification by the governing Weighing and Inspection Bureau in accordance with agreement.   |  |                   |                         |
| <b>MEMO :</b><br>Guaranteed By : Mosaic Global Sales, LLC 13830 Circa Crossing Dr. Lithia FL 33547<br>MicroEssentials@ S10 12-40-0<br>Enhanced Efficiency Fertilizer<br><b>GUARANTEED ANALYSIS:</b><br>Total Nitrogen (N) 12%<br>12% Ammoniacal Nitrogen<br>Available Phosphate (P2O5) 40%<br>Sulfur(S) 10%<br>5% Free Sulfur (S)*<br>5% Combined Sulfur (S)<br>Derived from ammonium phosphate, ammonium sulfate, elemental sulfur.<br>* 4% Slowly Available Sulfur from Elemental Sulfur (Free Sulfur) </><br><100µm<br>particle size.<br><br>Information regarding the contents and levels of metals in this product is available on the internet at <a href="http://www.regulatory-info-mos.com">http://www.regulatory-info-mos.com</a><br>Additional handling, transportation, or improper/extended storage may affect product quality. No warranty is given or implied.<br>Visit <a href="http://www.MosaicCo.com">www.MosaicCo.com</a> , to find this product's Safety DataSheet and Product Label.<br><br>For Chemical Emergency ONLY(Spill, leak, fire, exposure or accident) , call CHEMTREC at 800-424-9300 (North America - reference CCN201871). |  |  |  |  |                   |                         |
| VEHICLEID.NO<br>MTC1434<br>TOTAL:   | PO.NUMBER<br><br>1                                       | SEAL.NO  | Net weight in STN<br>1,495.191 STN   | Net weight in LB<br>2990382.000 LB                         |                   |                         |

|   |  |  |  |  |  |                            |
|---|--|--|--|--|--|----------------------------|
|   | <b>Straight Bill of Lading - Short Form - Not Negotiable</b> |  |  | BOL#: 20694707   |  | Item #4.                   |
|   | Date:<br>02/14/2023  | Pick Up / Order #:<br><br>4700067864-10              | Scale Ticket#:   |  |  |                            |
|   | PO#: <u>ING6543</u>  |  | This Bill of lading is subject to the individually determined rates or contracts to which the carrier and shipper have agreed in writing, the provisions of this bill of lading, and any applicable federal or state regulations (with respect to truck shipments) and the terms and conditions of the Inform Straight Bill of Lading as set forth in 49CFR part 1035 App B and any applicable state regulations (with respect to rail shipments). |  |  |                            |
| <b>EXPORTER, SHIPPER, ORIGIN AND MAILING ADDRESS</b><br>Mosaic Global Sales, LLC<br>Barge Fleet - St Louis<br>Barge Fleet<br>UM175<br>ST LOUIS MO 63101<br>UNITED STATES OF AMERICA   |  |  |  | Subject to Section 7 of the applicable terms and conditions which are referred to above, if this shipment is to be delivered to the consignee without recourse to the consignor, the consignor shall sign the following statement: The carrier shall not make delivery of this shipment without payment of freight and all other lawful charges. |  |                            |
| <b>CONSIGNEE AND MAILING ADDRESS</b><br>Mosaic Global Sales, LLC<br>MOSAIC<br>C/o HELENA<br>208 MONTIER<br>PORT LAVACA TX 77979<br>UNITED STATES OF AMERICA   |  |  |  |  |  |                            |
| SOLD TO <input checked="" type="checkbox"/> Related <input type="checkbox"/> Not Related<br>Mosaic Global Sales, LLC<br>13830 Circa Crossing Dr.  |  | Dangerous Goods <input type="checkbox"/><br>Freight  | Commodity<br>2812534   | Gross Wgt<br>1593.500<br>STN   | Tare Wgt<br>0<br>STN                                       | Net Wgt<br>1593.500<br>STN |
| Country of Origin<br>CA   | Car Initial & Number and Seal #<br>See Below for Details     | Description of Goods<br><b>MOP, 60% RED GRANULAR</b> |  |  | (TONS - S/T) 1,593.500 STN<br>(TONNES - M/T) 1,445.599 MTN |                            |
| <b>CARRIERS CERTIFICATE</b><br>This is to certify that the above named materials are properly classified, described, packaged, marked and labeled, and are in proper condition for transportation according to the applicable regulations of the Department of Transportation.<br>To the District Director of Customs, Port of Arrival. The undersigned carrier to whom or upon whose order the articles described above must be released hereby certifies that Broker not applicable is the owner or consignee of such articles within the purview of section 484(H), Tariff Act of 1930. I certify that this manifest is correct and true to the best of my knowledge.  |  |  |  | I hereby certify that the information given above and on the continuation sheets, if any, is true and complete in every respect.<br><b>Mosaic Global Sales, LLC</b><br>(name of responsible employee of exporter)  |  |                            |
| Signature of Carrier: _____<br>Date: _____  |  |  |  | Given firm name / address if different from exporter above.<br>Signature: _____ Status <input type="checkbox"/> Owner<br>Date: _____ <input type="checkbox"/> Agent  |  |                            |
| Route: O: MO ST LOUIS D: TX PORT LAVACA<br>Contract/Tariff #:   |  |  |  | Weight subject to verification by the governing Weighing and Inspection Bureau in accordance with agreement.   |  |                            |
| <b>MEMO :</b><br><b>Guaranteed By : Mosaic Global Sales, LLC 13830 Circa Crossing Dr. Lithia FL 33547</b><br>Muriate of Potash 0-0-60 Red Granular<br><b>GUARANTEED ANALYSIS:</b><br>Soluble Potash (K2O) 60%<br>Derived from muriate of potash<br><br>Information regarding the contents and levels of metals in this product is available on the internet at <a href="http://www.regulatory-info-mos.com">http://www.regulatory-info-mos.com</a><br>Additional handling, transportation, or improper/extended storage may affect product quality. No warranty is given or implied.<br>Visit <a href="http://www.MosaicCo.com">www.MosaicCo.com</a> , to find this product's Safety Data Sheet and Product Label.<br><br><b>For Chemical Emergency ONLY (Spill, leak, fire, exposure or accident) , call CHEMTREC at 800-424-9300 (North America - reference CCN201671).</b> |  |  |  |  |  |                            |
| VEHICLE ID.NO<br>ING6543<br>TOTAL:  | PO.NUMBER<br><br>1   | SEAL.NO  | Net weight in STN<br>1,593.500 STN   |  | Net weight in LB<br>3187000.000 LB                         |                            |



Intertek Agricultural Services  
2045 Lakeshore Drive, Suite 545  
New Orleans, LA 70122

Telephone: +1 (504) 662 1420  
Facsimile: +1 (504) 288 3717  
noagribulkops@intertek.com  
www.intertek.com

## BARGE DRAFT SURVEY REPORT

Client Name: Indagro  
Address: Tampa, FL

Our Ref: US621-0016190-A  
DATE: November 21, 2022

BARGE NAME: SCF 24214

Date of Initial survey: November 11, 2022  
Initial Location: Artco Mile 110

Cargo description: Granular Urea

Date of Final survey: November 21, 2022  
Final Location: Artco Mile 110

### BARGE DESCRIPTION

Type: Rake  
Covers - Type: FL

To/Ex: MV Navios Victory  
Initial Final

Weather Conditions: WARM / SUNNY  
Water Conditions: MOD CHOP MOD CHOP

Barge dimensions: Depth 13' Length 200' Width 35' 00"

### Measurements

| FREEBOARDS | INITIAL    |
|------------|------------|
| Fwd Port   | 11' 1 1/2" |
| Mid Port   | 11' 6"     |
| Aft Port   | 11' 9 1/4" |
| Fwd Stbd   | 11' 1 3/4" |
| Mid Stbd   | 11' 4 1/2" |
| Aft Stbd   | 11' 8"     |
| Trim in    | 7.000      |

| FINAL      |
|------------|
| 4' 2 1/2"  |
| 4' 2 1/2"  |
| 4' 5"      |
| 3' 10 1/4" |
| 3' 10"     |
| 4' 0"      |
| 2.125      |

| MEANS - inches |         |
|----------------|---------|
| F&A mean       | 136.663 |
| Mid mean       | 137.250 |
| Mean/means     | 136.956 |
| F&A mean       | 49.297  |
| Mid mean       | 48.250  |
| Mean/means     | 48.774  |

### Draft Calculations

|                       | INITIAL |
|-----------------------|---------|
| Port waterline length |         |
| Stbd waterline length |         |
| Mean waterline length | 183.567 |
| Water Density         | 0.9985  |
| Water Correction      | 0       |

| FINAL   |
|---------|
|         |
|         |
| 194.098 |
| 0.9985  |

| Freeboards (inches) |                 |
|---------------------|-----------------|
| 137.103             | Lt QTR mean     |
| 48.512              | Hvy QTR mean    |
| 88.591              | Change in Draft |

Quarter Mean Draft:

8'-11 29/64"

### Total Cargo Weights

|                  |             |
|------------------|-------------|
| <b>1,520.782</b> | Short Tons  |
| <b>1,357.841</b> | Long Tons   |
| <b>1,379.644</b> | Metric Tons |
| <b>3,041,564</b> | Pounds      |

reported by: 

Survey conducted in accordance with "TFI Inland Barge Survey Procedure" v 1.0

Intertek Agri Services  
New Orleans, LA - Agricultural/Bulk Division

Observations / Remarks



KIRBY 30409

## RECAPITULATION

### CERTIFICATE OF OFFICIAL QUANTITY BASED ON SHORE TANK FIGURES

| <u>QUANTITY</u>   | <u>SHORE FIGURES</u> | <u>BARGE FIGURES</u> | <u>SHORT TONS</u> |
|-------------------|----------------------|----------------------|-------------------|
| Pounds            | 1,687,206.00         | Before               | 3,046.060         |
| Long Tons         | 753.22               | After                | 2,199.716         |
| Metric Tons       | 765.305              | <b>Difference</b>    | 846.344           |
| <b>Short Tons</b> | <b>843.603</b>       |                      |                   |

Details of shore figures and barge measurements are attached.

AmSpec MTS Inc.



Larry C. Zeringue, Operations

4/13/2023  
Page 1

This document is issued by the company subject to the Terms and Conditions at <https://www.amspecgroup.com/terms-conditions>. Any holder of this document is advised that information contained herein reflects the Company's findings at the time and place of its intervention only and within the scope of the client's instructions. The Company's sole responsibility is to its client and the Company disclaims any liability to third parties. Any alteration, forgery or falsification of the content or appearance of this document is unlawful.



Part of



KIRBY 24704, KIRBY 28017

## RECAPITULATION

### CERTIFICATE OF OFFICIAL QUANTITY BASED ON SHORE TANK FIGURES

| <u>QUANTITY</u>   | <u>SHORE FIGURES</u> | <u>BARGE FIGURES</u> | <u>SHORT TONS</u> |
|-------------------|----------------------|----------------------|-------------------|
| Pounds            | 11,656,749.00        | Before               | 6,002.369         |
| Long Tons         | 5,203.91             | After                | 0.000             |
| Metric Tons       | 5,287.419            | <b>Difference</b>    | 6,002.369         |
| <b>Short Tons</b> | <b>5,828.375</b>     |                      |                   |

Details of shore figures and barge measurements are attached.

AmSpec MTS Inc.



Larry C. Zeringue, Operations

4/13/2023  
Page 1

This document is issued by the company subject to the Terms and Conditions at <https://www.amspecgroup.com/terms-conditions>. Any holder of this document is advised that information contained herein reflects the Company's findings at the time and place of its intervention only and within the scope of the client's instructions. The Company's sole responsibility is to its client and the Company disclaims any liability to third parties. Any alteration, forgery or falsification of the content or appearance of this document is unlawful.

# REACTING MANUFACTURE

2589

Item #4.

## Railcar Shipping Notification & Request for CHARGE102 Requisition

City of Reaction:

Port Lavaca

Attention:

Alicia Garcia / Trey Franz / Jason Puentes

From:

Abby Hammermiller

Copy to:

John Odle

Copy to:

- 1) Once your cars have shipped, periodically trace them on the Rail website. Update the Reacting company with this information either by e-mail or phone.
- 2) Please enter a requisition for Charge102 as soon as possible. Your Anhydrous Ammonia and Phos Acid will automatically have PO numbers assigned and will now be transferred to you as soon as Texas Inventory receives a copy of the APP manufacture sheet.
- 3) Have the Railcar Numbers and Analysis available for the Reacting Company when they arrive.
- 4) Immediately upon reacting completion, email a copy of the APP manufacture sheet to Texas Inventory.

**ACID**Product Code:  
PHOSPHO6Phosacid  
P.O. No:

2578331

Phosacid  
Vendor:

Simplot 25179

Total Number of Phosacid railcars to ship: 6

| Item | Railcar TAG No. | Date Tag Applied | Railcar No. | Ship Date | Cargo Weight | Analysis |
|------|-----------------|------------------|-------------|-----------|--------------|----------|
| 1    |                 |                  | JRSX011114  | 3/11/2023 | 97.275       | 68.77    |
| 2    |                 |                  | JRSX011215  | 3/11/2023 | 97.525       | 68.77    |
| 3    |                 |                  | JRSX011102  | 3/11/2023 | 97.650       | 68.77    |
| 4    |                 |                  | JRSX001610  | 3/11/2023 | 99.400       | 68.77    |
| 5    |                 |                  | JRSX001623  | 3/11/2023 | 97.225       | 68.71    |
| 6    |                 |                  | JRSX001055  | 3/11/2023 | 100.750      | 68.51    |
| 7    |                 |                  |             |           |              |          |
| 8    |                 |                  |             |           |              |          |
| 9    |                 |                  |             |           |              |          |
| 10   |                 |                  |             |           |              |          |
| 11   |                 |                  |             |           |              |          |
| 12   |                 |                  |             |           |              |          |

Total Tonnage : 589.825

**Anhydrous Ammonia**

ANHYDRO1

Anhydrous  
P.O. No.:

2589955

Pryor Chemical

| Item | Railcar No. | Railcar TAG No. | Date Tag Applied | Actual Ship Date | Cargo Weight |
|------|-------------|-----------------|------------------|------------------|--------------|
| 1    |             |                 |                  |                  |              |
| 2    |             |                 |                  |                  |              |
| 3    |             |                 |                  |                  |              |
| 4    |             |                 |                  |                  |              |

0.000 Total Nh3 Tonnage

**Reactor**Reactor  
P.O. No.:

2589957

Reacting  
Company:

APP Conversions

APP Conversions - John Odle

Mobile No.: (316) 259-5148

Product Code:

Charge102

Price:

Est. Reacting Tons:



# REACTING MANUFACTURE

2589

Item #4.

## Railcar Shipping Notification & Request for CHARGE102 Requisition

City of Reaction:

Port Lavaca

Attention:

Alicia Garcia / Trey Franz / Jason Puentes

From:

Abby Hammermiller

Copy to:

John Odle

Copy to:

- 1) Once your cars have shipped, periodically trace them on the Rail website. Update the Reacting company with this information either by e-mail or phone.
- 2) Please enter a requisition for Charge102 as soon as possible. Your Anhydrous Ammonia and Phos Acid will automatically have PO numbers assigned and will now be transferred to you as soon as Texas Inventory receives a copy of the APP manufacture sheet.
- 3) Have the Railcar Numbers and Analysis available for the Reacting Company when they arrive.
- 4) Immediately upon reacting completion, email a copy of the APP manufacture sheet to Texas Inventory.

**ACID**Product Code:  
PHOSPHOSPhosacid  
P.O. No.:

2578331

Phosacid  
Vendor:

Simplot 25179

Total Number of Phosacid railcars to ship: 6

| Item | Railcar TAG No. | Date Tag Applied | Railcar No. | Ship Date | Cargo Weight | Analysis |
|------|-----------------|------------------|-------------|-----------|--------------|----------|
| 1    |                 |                  | JRSX011114  | 3/11/2023 | 97.275       | 68.77    |
| 2    |                 |                  | JRSX011215  | 3/11/2023 | 97.525       | 68.77    |
| 3    |                 |                  | JRSX011102  | 3/11/2023 | 97.650       | 68.77    |
| 4    |                 |                  | JRSX001610  | 3/11/2023 | 99.400       | 68.77    |
| 5    |                 |                  | JRSX001623  | 3/11/2023 | 97.225       | 68.71    |
| 6    |                 |                  | JRSX001055  | 3/11/2023 | 100.750      | 68.51    |
| 7    |                 |                  |             |           |              |          |
| 8    |                 |                  |             |           |              |          |
| 9    |                 |                  |             |           |              |          |
| 10   |                 |                  |             |           |              |          |
| 11   |                 |                  |             |           |              |          |
| 12   |                 |                  |             |           |              |          |

Total Tonnage : 589.825

**Anhydrous Ammonia**

ANHYDRO1

Anhydrous  
P.O. No.:

2589955

Pryor Chemical

| Item | Railcar No. | Railcar TAG No. | Date Tag Applied | Actual Ship Date | Cargo Weight |
|------|-------------|-----------------|------------------|------------------|--------------|
| 1    | UTLX953056  |                 |                  | 03/14/23         | 75.975 ✓     |
| 2    | TILX500701  |                 |                  | 03/14/23         | 75.825 ✓     |
| 3    |             |                 |                  |                  |              |
| 4    |             |                 |                  |                  |              |

151.800 Total Nh3 Tonnage

**Reactor**Reactor  
P.O. No.:

2589957

Reacting  
Company:

APP Conversions

APP Conversions - John Odle

Mobile No.: (316) 259-5148

Product Code:

Charge102

Price:

Est. Reacting Tons:

## EQUALIZER / GULF MARK

TARIFF REPORT FY 2022-2023

TARIFF A Item #4.

| Date Received | Reference | Description     | CRUDE OIL | / | REPORTING MONTH | BARRELS OF CRUDE OIL       | PAID @ \$0.10 PER BARREL |
|---------------|-----------|-----------------|-----------|---|-----------------|----------------------------|--------------------------|
| 11/29/2022    | 1159283   | EQUALIZER, INC. | OIL       | / | 10/2022         | 32,424.330                 | \$3,242.43               |
| 1/11/2023     | 1164810   | EQUALIZER, INC. | OIL       | / | 11/2022         | 52,978.240                 | \$5,297.82               |
| 1/27/2023     | 1165940   | EQUALIZER, INC. | OIL       | / | 12/2022         | 72,185.200                 | \$7,218.52               |
| 2/22/2023     | 1169217   | EQUALIZER, INC. | OIL       | / | 01/2023         | 51,425.550                 | \$5,142.55               |
| 3/21/2023     | 1172029   | EQUALIZER, INC. | OIL       | / | 02/2023         | 50,414.030                 | \$5,041.41               |
| 4/26/2023     | 1176422   | EQUALIZER, INC. | OIL       | / | 03/2023         | 66,110.200                 | \$6,611.02               |
|               |           | EQUALIZER, INC. | OIL       | / | 04/2023         | PENDING PMT FOR APRIL 2023 |                          |
|               |           | EQUALIZER, INC. | OIL       | / | 05/2023         |                            |                          |
|               |           | EQUALIZER, INC. | OIL       | / | 06/2023         |                            |                          |
|               |           | EQUALIZER, INC. | OIL       | / | 07/2023         |                            |                          |
|               |           | EQUALIZER, INC. | OIL       | / | 08/2023         |                            |                          |
|               |           | EQUALIZER, INC. | OIL       | / | 09/2023         |                            |                          |

FY 2022-2023 - TOTAL \$32,553.75

## DAILY DOCK RENTAL

| Date Received | REPORTING MONTH | Reference | Description      | Public Dock | REPORTING MONTH | PAID |
|---------------|-----------------|-----------|------------------|-------------|-----------------|------|
| 11/29/2022    | OCTOBER         | 1159264   | MONTHLY DOCK FEE | \$400.00    | 10/2022         | PAID |
| 12/30/2022    | NOVEMBER        | 1162894   | MONTHLY DOCK FEE | \$600.00    | 11/2022         | PAID |
| 1/24/2023     | DECEMBER        | 1165848   | MONTHLY DOCK FEE | \$800.00    | 12/2022         | PAID |
| 2/22/2023     | JANUARY         | 1169222   | MONTHLY DOCK FEE | \$600.00    | 01/2023         | PAID |
| 3/22/2023     | FEBRUARY        | 1172061   | MONTHLY DOCK FEE | \$600.00    | 02/2023         | PAID |
| 4/26/2023     | MARCH           | 1176417   | MONTHLY DOCK FEE | \$600.00    | 03/2023         | PAID |
|               | APRIL           |           | MONTHLY DOCK FEE |             | 04/2023         |      |
|               | MAY             |           | MONTHLY DOCK FEE |             | 05/2023         |      |
|               | JUNE            |           | MONTHLY DOCK FEE |             | 06/2023         |      |
|               | JULY            |           | MONTHLY DOCK FEE |             | 07/2023         |      |
|               | AUGUST          |           | MONTHLY DOCK FEE |             | 08/2023         |      |
|               | SEPTEMBER       |           | MONTHLY DOCK FEE |             | 09/2023         |      |



# CITY OF PORT LAVACA PORT COMMISSION

## MONTHLY TARIFF REPORT

DATE: 3/31/2023

REPORTING PERIOD: MARCH 2023  
(MONTH) (YEAR)

COMPANY NAME: EQUALIZER INC

MAILING ADDRESS: PO BOX 154579  
(P. O. Box Number or Street)

WACO TX 76715  
(City) (State) (Zip Code)

         Tons of Fertilizer BARGE @ 0.65¢ per ton  
(Name Product)

66,110.20 Barrels of Crude Oil CRUDE OIL @ 0.010¢ per barrel  
(Name Product)

         Sacks of Oysters          @ 0.10¢ per sack

Subject to the tariff adopted by the City of Port Lavaca Port Commission are hereby reported by the above-named company during the period covered hereby and payment in the amount of \$ 6,611.02 is attached hereto representing tariff due in accordance with above rate.

I hereby certify that this report is submitted in compliance with the requirements of the tariff adopted by the City of Port Lavaca Port Commission and the information reported hereby is true, correct and complete.

WITNESS MY HAND this 31 day of MARCH, 2023

COMPTROLLER  
(Title)

MARY MILLER  
(Printed Name)

Mary Miller  
(Duly Authorized Signature)

Port Commission's Main Office Phone Number: (361) 552-9793 Ext. 242 rgarza@portlavaca.org Fax No.: (361) 552-6062

Port Commission's Main Mailing Address: City of Port Lavaca Port Commission 202 N. Virginia St Port Lavaca, TX 77979

From : Camin Cargo Control  
To : GulfMark Energy Inc.

Attn : Paul Migala / GulfMark Energy Inc.  
Shelly Smith / GulfMark Energy Inc.

paulm@gulfmarkenergy.com  
shellys@gulfmarkenergy.com

Item #4.

**Load RECAP - Original**

Product : CRUDE OIL

Vessel : MM - 300

Location : Gulfmark -Port Lavaca, TX  
Tank(s) - 2 | 1

Date : 31-MAR-2023

File NA° : PVI-12936

Ref. NA° : ER230302-A

**QUANTITIES - CRUDE OIL**

**Total Load Quantities - Based on Shore Figures**

TCV, Barrels @ 60 °F 18,114.14

Free Water 0.00

GSV

Barrels @ 60 °F 18,114.14

Gallons @ 60 °F 760,793.00

Long Tons - Air 2,575.351

Metric Tons - Air 2,616.677

Short Tons - Air 2,884.393

Kilograms - Air 2,616,677.0

Pounds - Air 5,768,786.0

API Gravity @ 60 °F (C) 23.9

NSV

Barrels @ 60 °F 18,098.29 ✓

Gallons @ 60 °F 760,120.10

Long Tons - Air 2,573.098

Metric Tons - Air 2,614.388

Short Tons - Air 2,881.869

Kilograms - Air 2,614,388.0

Pounds - Air 5,763,739.0

S&W % 0.088\*\*

S&W Vol. 15.05

S&W Source

\*\* Quality based on individual open and close of shore tank.

**Total Vessel Quantities**

Vessel : MM - 300

TCV, Bbls @ 60 °F 17,941.11

Free Water 0.00

GSV

From : Camin Cargo Control  
To : GulfMark Energy Inc.

Attn : Shelly Smith / GulfMark Energy Inc.  
Paul Migala / GulfMark Energy Inc.

shellys@gulfmarkenergy.com  
paulm@gulfmarkenergy.com

Item #4.

### Load RECAP - Original

Product : CRUDE OIL  
Vessel : MM - 35 & 90  
Location : Gulfmark -Port Lavaca, TX  
Tank(s) ~ 2 | 1  
Date : 24-MAR-2023  
File NA° : PVI-12933  
Ref. NA° : ER230301-A

### QUANTITIES - CRUDE OIL

#### Total Load Quantities - Based on Shore Figures

TCV, Barrels @ 60 °F 37,941.93  
Free Water 0.00  
GSV

Barrels @ 60 °F 37,941.93  
Gallons @ 60 °F 1,593,561.06

Long Tons - Air 5,397.016  
Metric Tons - Air 5,404.434  
Short Tons - Air 6,045.554  
Kilograms - Air 5,404,434.0  
Pounds - Air 12,091,107.0

API Gravity @ 60 °F (C) 23.0

#### NSV

Barrels @ 60 °F 37,903.03 ✓  
Gallons @ 60 °F 1,591,960.06

Long Tons - Air 5,392.396  
Metric Tons - Air 5,478.927  
Short Tons - Air 6,039.403  
Kilograms - Air 5,478,927.0  
Pounds - Air 12,078,966.0

S&W % 0.100\*\*  
S&W Vol. 30.10  
S&W Source

\*\* Quality based on individual open and close of shore tank.

#### Total Vessel Quantities

Vessel : MM - 35 | MM - 90  
TCV, Bbls @ 60 °F 30,151.01  
Free Water 0.00  
GSV

From : Camin Cargo Control  
To : GulfMark Energy Inc.

Attn : Paul Migala / GulfMark Energy Inc.  
Shelly Smith / GulfMark Energy Inc.

paulm@gulfmarkenergy.com  
shellys@gulfmarkenergy.com

Item #4.

**Load RECAP - Original**

Product : CRUDE OIL  
Vessel : FMT - 3060  
Location : Gulfmark - Port Lavaca, TX  
Tank(s) - 2 | 1  
Date : 10-MAR-2023  
File NA° : PVI-12917  
Ref. NA° : VG230301-B

**QUANTITIES - CRUDE OIL**

**Total Load Quantities - Based on Shore Figures**

TCV, Barrels @ 60 °F 10,116.56  
Free Water 0.00  
GSV

Barrels @ 60 °F 10,116.56  
Gallons @ 60 °F 424,895.52

Long Tons - Air 1,442.024  
Metric Tons - Air 1,465.164  
Short Tons - Air 1,615.066  
Kilograms - Air 1,465,164.0  
Pounds - Air 3,230,133.0

API Gravity @ 60 °F (C) 23.5

**NSV**

Barrels @ 60 °F 10,100.07 ✓  
Gallons @ 60 °F 424,530.94

Long Tons - Air 1,440.813  
Metric Tons - Air 1,463.934  
Short Tons - Air 1,613.711  
Kilograms - Air 1,463,934.0  
Pounds - Air 3,227,422.0

S&W % 0.004\*\*  
S&W Vol. 0.49  
S&W Source

\*\* Quality based on Individual open and close of shore tank.

**Total Vessel Quantities**

Vessel : FMT - 3060

TCV, Bbls @ 60 °F 10,136.89  
Free Water 0.00  
GSV

CITY OF PORT LAVACA

PORT COMMISSION  
ACCOUNT AGING REPORT

5/12/2023

| Account    | Status | Pay Date  | Current Balance | 30 Day    | 60 Day    | 90 Day    | 120 Day     | Balance          |
|------------|--------|-----------|-----------------|-----------|-----------|-----------|-------------|------------------|
| 99-1415-00 | Active | 4/20/2023 | \$ (4,891.65)   |           |           |           |             | \$ (4,891.65)    |
| 99-1733-02 | Active | 3/7/2023  | \$ (941.11)     |           |           |           |             | \$ (941.11)      |
| 99-1734-00 | Active | 5/1/2023  |                 |           |           |           |             |                  |
| 99-1745-00 | Active | 9/16/2022 |                 |           |           |           |             | PENDING DECISION |
| 99-1745-01 | Active | 5/5/2023  |                 |           |           |           |             |                  |
| 99-1746-00 | Active | 9/16/2022 |                 |           |           |           |             | PENDING DECISION |
| 99-1746-01 | Active | 5/5/2023  |                 |           |           |           |             |                  |
| 99-1783-00 | Active | 5/5/2023  |                 |           |           |           |             |                  |
| 99-1800-01 | Active | 5/1/2023  |                 |           |           |           |             |                  |
| 99-1801-01 | Active | 4/24/2023 | \$ 300.00       |           |           |           |             | \$ 300.00        |
| 99-1810-00 | Active | 4/27/2023 | \$ (0.82)       |           |           |           |             | \$ (0.82)        |
| 99-1883-00 | Active | 4/26/2023 | \$ 438.09       |           |           |           |             | \$ 438.09        |
| 99-1893-00 | Active | 5/1/2023  |                 |           |           |           |             |                  |
| 99-1909-01 | Active | 5/1/2023  | \$ (635.58)     |           |           |           |             | \$ (635.58)      |
| 99-1913-02 | Active | 5/10/2023 |                 |           |           |           |             |                  |
| 99-1923-06 | Active | 4/24/2023 | \$ (116.56)     |           |           |           |             | \$ (116.56)      |
| 99-1930-01 | Active | 4/27/2023 | \$ (31.44)      |           |           |           |             | \$ (31.44)       |
| 99-1931-07 | Active | 5/4/2023  | \$ (540.00)     |           |           |           |             | \$ (540.00)      |
| 99-1932-06 | Active | 5/4/2023  | \$ (540.00)     |           |           |           |             | \$ (540.00)      |
| 99-1933-03 | Active | 4/26/2023 | \$ (93.75)      |           |           |           |             | \$ (93.75)       |
| 99-1963-04 | Active | 5/1/2023  |                 |           |           |           |             |                  |
| 99-1973-06 | Active | 5/3/2023  |                 |           |           |           |             |                  |
| 99-1983-09 | Active | 5/3/2023  |                 |           |           |           |             |                  |
| 99-1993-04 | Active | 5/3/2023  |                 |           |           |           |             |                  |
| 99-2003-04 | Active | 5/1/2023  | \$ (0.10)       |           |           |           |             | \$ (0.10)        |
| 99-2013-09 | Active | 8/3/2022  | \$ 264.60       | \$ 264.60 | \$ 264.60 | \$ 264.60 | \$ 1,349.46 | \$ 2,407.86      |
| 99-2015-14 | Active | 5/1/2023  | \$ (344.40)     |           |           |           |             | \$ (344.40)      |
| 99-2033-05 | Active | 5/3/2023  |                 |           |           |           |             |                  |
| 99-2043-07 | Active | 5/1/2023  |                 |           |           |           |             |                  |
| 99-2053-10 | Active | 5/1/2023  |                 |           |           |           |             |                  |
| 99-2063-10 | Active | 5/1/2023  | \$ (0.10)       |           |           |           |             | \$ (0.10)        |
| 99-2093-07 | Active | 5/3/2023  |                 |           |           |           |             |                  |
| 99-2103-07 | Active | 5/1/2023  |                 |           |           |           |             |                  |
| 99-2153-04 | Active | 3/1/2023  | \$ (4.20)       |           |           |           |             | \$ (4.20)        |
| 99-2163-03 | Active | 5/1/2023  |                 |           |           |           |             |                  |
| 99-2193-07 | Active | 4/28/2023 |                 |           |           |           |             |                  |
| 99-2213-04 | Active | 5/1/2023  |                 |           |           |           |             |                  |
| 99-2233-07 | Active | 5/1/2023  |                 |           |           |           |             |                  |
| 99-2253-07 | Active | 3/9/2023  | \$ 228.90       | \$ 228.90 |           |           |             | \$ 457.80        |
| 99-2313-14 | Active | 5/1/2023  |                 |           |           |           |             |                  |
| 99-2421-07 | Active | 5/1/2023  |                 |           |           |           |             |                  |
| 99-2433-04 | Active | 5/1/2023  |                 |           |           |           |             |                  |
| 99-2443-05 | Active | 5/1/2023  |                 |           |           |           |             |                  |
| 99-2453-09 | Active | 5/1/2023  |                 |           |           |           |             |                  |
| 99-2481-05 | Active | 5/1/2023  |                 |           |           |           |             |                  |
| 99-2543-09 | Active | 5/1/2023  |                 |           |           |           |             |                  |
| 46         |        |           | \$ (6,908.12)   | \$ 493.50 | \$ 264.60 | \$ 264.60 | \$ 1,349.46 | \$ (4,535.96)    |

99-2013-09 WORKING WITH DAUGHTER

| VENDOR NAME                              | ITEM #               | G/L ACCOUNT     | NAME DESCRIPTION                                 | CHECK # | AMOUNT      |
|--|----------------------|-----------------|--|---------|-------------|
| 01-101258 ACE HARDWARE                   | I-174474             | 504 51000521.01 | OFFICE : SIGN                                    | 62785   | \$20.98     |
| VENDOR TOTALS                            |                      |                 |  |         | \$20.98     |
| 01-103058 BAREFOOT, MARK E.              | I-001998-2           | 504 51000562.03 | CE- BUILDING : STRUCTURE / ELECTRIC REPAIR       | 62713   | \$12,426.35 |
| 01-103058 BAREFOOT, MARK E.              | I-002008             | 504 51000533.14 | CONTRACTED SERVICES : REPAIR TO AIR CONDITIONER  | 62713   | \$1,120.00  |
| VENDOR TOTALS                            |                      |                 |  |         | \$13,546.35 |
| 01-104071 ENTERPRISE FM TRUST            | I-FBN4708073         | 504 51000544.55 | R & M- VEHICLE : PORT COMMISSION                 | 62819   | \$40.83     |
| 01-104071 ENTERPRISE FM TRUST            | I-FBN4708073         | 504 51000551.11 | VEHICLE LEASE : MAINTENANCE MANAGEMENT           | 62819   | \$984.95    |
| VENDOR TOTALS                            |                      |                 |  |         | \$1,025.78  |
| 01-102882 FRONTIER SOUTHWEST INC.        | I-18830907065/042023 | 504 51000536.02 | TELEPHONE : PHONE CHARGES APRIL 2023             | 62823   | \$129.64    |
| VENDOR TOTALS                            |                      |                 |  |         | \$129.64    |
| 01-102490 U.S. BANK NATIONAL ASSOCIATION | I-04/2023            | 504 51000525.01 | FUEL : FUEL APRIL 2023                           | 62824   | \$33.31     |
| VENDOR TOTALS                            |                      |                 |  |         | \$33.31     |
| 01-102016 MARVELOUS GARDENS INC.         | I-10226              | 504 51000533.14 | CONTRACTED SERVICES : HERBICIDE CONTROL SPRAYING | 62834   | \$95.00     |
| VENDOR TOTALS                            |                      |                 |  |         | \$95.00     |
| 01-100700 MCGREW, TERRI                  | I-412761             | 504 51000523.03 | CLEANING & JANITORIAL : CLEANING SERVICES        | 62839   | \$600.00    |
| VENDOR TOTALS                            |                      |                 |  |         | \$600.00    |

| VENDOR NAME                      | ITEM #           | G/L ACCOUNT     | NAME DESCRIPTION                                  | CHECK # | AMOUNT            |
|----------------------------------|------------------|-----------------|---|---------|-------------------|
| 01-101749 RICHARD A LEWIS        | I-11609          | 504 51000533.14 | CONTRACTED SERVICES : REPAIR TO WOMEN'S RESTROOM  | 62845   | \$145.00          |
| 01-101749 RICHARD A LEWIS        | I-11658          | 504 51000542.25 | R & M- BUILDING : REPAIR TO MAIN STOPPAGE         | 62845   | \$2,262.75        |
| VENDOR TOTALS                    |                  |                 |   |         | <b>\$2,407.75</b> |
| 01-102309 REPUBLIC SERVICES #847 | I-0847-001264388 | 504 51000533.14 | CONTRACTED SERVICES : CONTAINER - PORT COMMISSION | 62760   | \$271.76          |
| VENDOR TOTALS                    |                  |                 |   |         | <b>\$271.76</b>   |
| 01-102621 UNIFIRST CORPORATION   | I-2680010647     | 504 51000523.03 | CLEANING & JANITORIAL : CLEANING SUPPLIES         | 62770   | \$120.01          |
| 01-102621 UNIFIRST CORPORATION   | I-2680017594     | 504 51000523.03 | CLEANING & JANITORIAL : CLEANING SUPPLIES         | 62770   | \$69.08           |
| 01-102621 UNIFIRST CORPORATION   | I-2680018308     | 504 51000523.03 | CLEANING & JANITORIAL : CLEANING SUPPLIES         | 62770   | \$50.42           |
| VENDOR TOTALS                    |                  |                 |   |         | <b>\$239.51</b>   |
| 01-102014 VERIZON WIRELESS       | I-9932681177     | 504 51000536.02 | TELEPHONE : CELL PHONE CHARGES                    | 62864   | \$40.18           |
| VENDOR TOTALS                    |                  |                 |   |         | <b>\$40.18</b>    |
| 01-100461 CAPITAL ONE            | I-080187         | 504 51000528.03 | NON-CAPITALIZED ASSETS : TV FOR CONFERENCE ROOM   | 389     | \$393.97          |
| VENDOR TOTALS                    |                  |                 |   |         | <b>\$393.97</b>   |

|                     |                    |
|---------------------|--------------------|
| REPORT GRAND TOTAL: | <b>\$18,804.23</b> |
|---------------------|--------------------|

CITY OF PORT LAVACA  
REVENUE AND EXPENDITURES REPORT (UNAUDITED)  
AS OF: APRIL 30TH, 2023

504-PORT & HARBORS FUND  
FINANCIAL SUMMARY

|                                    | ORIGINAL<br>BUDGET | AMENDED<br>BUDGET | BUDGET<br>ADJUSTMENT | CURRENT<br>PERIOD | YEAR TO DATE<br>ACTUAL | TOTAL<br>ENCUMBRANCE | BUDEGT<br>BALANCE | % OF<br>BUDGET |
|------------------------------------|--------------------|-------------------|----------------------|-------------------|------------------------|----------------------|-------------------|----------------|
| <u>REVENUE SUMMARY</u>             |                    |                   |                      |                   |                        |                      |                   |                |
| USER & SERVICE CHARGES             | 705,843            | 705,843           | 0                    | 60,536.89         | 408,328.30             | 0.00                 | 297,514.70        | 57.85          |
| FINES & FORFEITURES                | 12,000             | 12,000            | 0                    | 29.82             | 4,589.03               | 0.00                 | 7,410.97          | 38.24          |
| OTHER REVENUE                      | 6,666              | 6,666             | 0                    | 1,201.22          | 15,985.76              | 0.00                 | ( 9,319.76)       | 239.81         |
| GRANT AND CONTRIBUTION R           | 1,000,000          | 1,000,000         | 0                    | 0.00              | 0.00                   | 0.00                 | 1,000,000.00      | 0.00           |
| INTERGOVERNMENTAL REVENUE          | 13,992             | 13,992            | 0                    | 0.00              | 0.00                   | 0.00                 | 13,992.00         | 0.00           |
| TOTAL REVENUES                     | 1,738,501          | 1,738,501         | 0                    | 61,767.93         | 428,903.09             | 0.00                 | 1,309,597.91      | 24.67          |
| <u>EXPENDITURE SUMMARY</u>         |                    |                   |                      |                   |                        |                      |                   |                |
| TECHNOLOGY SERVICES                | 1,500              | 1,500             | 0                    | 118.44            | 847.08                 | 0.00                 | 652.92            | 56.47          |
| CITY HARBOR                        | 17,000             | 17,000            | 0                    | 116.59            | 8,366.59               | 0.00                 | 8,633.41          | 49.22          |
| HARBOR OF REFUGE                   | 125,000            | 125,000           | 0                    | 2,031.58          | 50,891.46              | 18,282.68            | 55,825.86         | 55.34          |
| SMITH HARBOR                       | 51,000             | 51,000            | 0                    | 0.00              | 4,669.16               | 1,716.93             | 44,613.91         | 12.52          |
| NAUTICAL LANDINGS MARINA           | 15,000             | 15,000            | 0                    | 0.00              | 5,500.00               | 0.00                 | 9,500.00          | 36.67          |
| OPERATIONS                         | 1,856,044          | 1,856,044         | 0                    | 31,809.03         | 319,463.11             | 36,020.31            | 1,500,560.58      | 19.15          |
| NON DEPARTMENTAL                   | 0                  | 0                 | 0                    | 0.00              | 66.52                  | 0.00                 | ( 66.52)          | 0.00           |
| TOTAL EXPENDITURES                 | 2,065,544          | 2,065,544         | 0                    | 34,075.64         | 389,803.92             | 56,019.92            | 1,619,720.16      | 21.58          |
| REVENUES OVER/(UNDER) EXPENDITURES | ( 327,043)         | ( 327,043)        | 0                    | 27,692.29         | 39,099.17              | ( 56,019.92)         | ( 310,122.25)     | 5.17           |



CITY OF PORT LAVACA  
REVENUE AND EXPENDITURES REPORT (UNAUDITED)  
AS OF: APRIL 30TH, 2023

504-PORT & HARBORS FUND  
REVENUES

|                                   | ORIGINAL<br>BUDGET | AMENDED<br>BUDGET | BUDGET<br>ADJUSTMENT | CURRENT<br>PERIOD | YEAR TO DATE<br>ACTUAL | TOTAL<br>ENCUMBRANCE | BUDGET<br>BALANCE | % OF<br>BUDGET |
|-----------------------------------|--------------------|-------------------|----------------------|-------------------|------------------------|----------------------|-------------------|----------------|
| <u>USER &amp; SERVICE CHARGES</u> |                    |                   |                      |                   |                        |                      |                   |                |
| 436.01 CITY HARBOR-DOCK LEASE     | 115,000            | 115,000           | 0                    | 3,920.99          | 46,089.70              | 0.00                 | 68,910.30         | 40.08          |
| 436.09 HOR - DAILY DOCK RENTA     | 5,000              | 5,000             | 0                    | 3,800.00          | 33,800.00              | 0.00 (               | 28,800.00)        | 676.00         |
| 436.10 HOR - RENTAL               | 18,043             | 18,043            | 0                    | 0.00              | 4,296.06               | 0.00                 | 13,746.94         | 23.81          |
| 436.11 HOR - DOCK LEASES          | 280,000            | 280,000           | 0                    | 20,911.01         | 139,854.14             | 0.00                 | 140,145.86        | 49.95          |
| 436.12 TARIFFS                    | 110,000            | 110,000           | 0                    | 16,448.57         | 74,687.57              | 0.00                 | 35,312.43         | 67.90          |
| 436.20 N L DOCK RENT- TRANSIE     | 500                | 500               | 0                    | 0.00              | 80.00                  | 0.00                 | 420.00            | 16.00          |
| 436.21 N L-DOCK LEASE             | 80,000             | 80,000            | 0                    | 7,114.70          | 51,102.83              | 0.00                 | 28,897.17         | 63.88          |
| 436.22 N L -BLDG LEASE            | 73,600             | 73,600            | 0                    | 6,676.62          | 46,528.00              | 0.00                 | 27,072.00         | 63.22          |
| 436.23 N L - BLDG RENTAL          | 4,500              | 4,500             | 0                    | 0.00              | 300.00                 | 0.00                 | 4,200.00          | 6.67           |
| 436.24 SMITH HARBOR RENT          | 19,200             | 19,200            | 0                    | 1,665.00          | 11,590.00              | 0.00                 | 7,610.00          | 60.36          |
| TOTAL USER & SERVICE CHARGES      | 705,843            | 705,843           | 0                    | 60,536.89         | 408,328.30             | 0.00                 | 297,514.70        | 57.85          |
| <u>FINES &amp; FORFEITURES</u>    |                    |                   |                      |                   |                        |                      |                   |                |
| 442.01 LATE PAYMENT PENALTIES     | 12,000             | 12,000            | 0                    | 29.82             | 4,589.03               | 0.00                 | 7,410.97          | 38.24          |
| TOTAL FINES & FORFEITURES         | 12,000             | 12,000            | 0                    | 29.82             | 4,589.03               | 0.00                 | 7,410.97          | 38.24          |
| <u>OTHER REVENUE</u>              |                    |                   |                      |                   |                        |                      |                   |                |
| 451.01 INTEREST INCOME            | 6,066              | 6,066             | 0                    | 1,094.72          | 13,514.36              | 0.00 (               | 7,448.36)         | 222.79         |
| 455.01 OTHER FINANCING SOURCE     | 0                  | 0                 | 0                    | 0.00              | 0.00                   | 0.00                 | 0.00              | 0.00           |
| 459.10 2018 C. O. PROCEEDS        | 0                  | 0                 | 0                    | 0.00              | 0.00                   | 0.00                 | 0.00              | 0.00           |
| 459.11 AUCTION PROCEEDS           | 0                  | 0                 | 0                    | 0.00              | 0.00                   | 0.00                 | 0.00              | 0.00           |
| 459.12 TML REIMBURSEMENTS         | 0                  | 0                 | 0                    | 0.00              | 2,095.65               | 0.00 (               | 2,095.65)         | 0.00           |
| 459.71 WASHER-DRYER INCOME        | 600                | 600               | 0                    | 106.50            | 375.75                 | 0.00                 | 224.25            | 62.63          |
| 459.90 MISCELLANEOUS              | 0                  | 0                 | 0                    | 0.00              | 0.00                   | 0.00                 | 0.00              | 0.00           |
| 459.92 EQUITY BALANCE FORWARD     | 0                  | 0                 | 0                    | 0.00              | 0.00                   | 0.00                 | 0.00              | 0.00           |
| TOTAL OTHER REVENUE               | 6,666              | 6,666             | 0                    | 1,201.22          | 15,985.76              | 0.00 (               | 9,319.76)         | 239.81         |
| <u>GRANT AND CONTRIBUTION R</u>   |                    |                   |                      |                   |                        |                      |                   |                |
| 481.00 CAPITAL CONTRIBUTIONS      | 0                  | 0                 | 0                    | 0.00              | 0.00                   | 0.00                 | 0.00              | 0.00           |
| 481.01 GENERAL LAND OFFICE RE     | 0                  | 0                 | 0                    | 0.00              | 0.00                   | 0.00                 | 0.00              | 0.00           |
| 482.01 CAPITAL CONTRIBUTIONS      | 0                  | 0                 | 0                    | 0.00              | 0.00                   | 0.00                 | 0.00              | 0.00           |
| 482.02 GRANT REVENUE              | 1,000,000          | 1,000,000         | 0                    | 0.00              | 0.00                   | 0.00                 | 1,000,000.00      | 0.00           |
| TOTAL GRANT AND CONTRIBUTION R    | 1,000,000          | 1,000,000         | 0                    | 0.00              | 0.00                   | 0.00                 | 1,000,000.00      | 0.00           |
| <u>INTERGOVERNMENTAL REVENUE</u>  |                    |                   |                      |                   |                        |                      |                   |                |
| 493.00.1 XFER IN- FUND 001        | 0                  | 0                 | 0                    | 0.00              | 0.00                   | 0.00                 | 0.00              | 0.00           |
| 493.88 XFER IN- 206 FARF FUND     | 13,992             | 13,992            | 0                    | 0.00              | 0.00                   | 0.00                 | 13,992.00         | 0.00           |
| TOTAL INTERGOVERNMENTAL REVENUE   | 13,992             | 13,992            | 0                    | 0.00              | 0.00                   | 0.00                 | 13,992.00         | 0.00           |
| TOTAL REVENUES                    | 1,738,501          | 1,738,501         | 0                    | 61,767.93         | 428,903.09             | 0.00                 | 1,309,597.91      | 24.67          |

CITY OF PORT LAVACA  
REVENUE AND EXPENDITURES REPORT (UNAUDITED)  
AS OF: APRIL 30TH, 2023

504-PORT & HARBORS FUND  
TECHNOLOGY SERVICES  
DEPARTMENTAL EXPENDITURES

|                               | ORIGINAL<br>BUDGET | AMENDED<br>BUDGET | BUDGET<br>ADJUSTMENT | CURRENT<br>PERIOD | YEAR TO DATE<br>ACTUAL | TOTAL<br>ENCUMBRANCE | BUDEGT<br>BALANCE | % OF<br>BUDGET |
|-------------------------------|--------------------|-------------------|----------------------|-------------------|------------------------|----------------------|-------------------|----------------|
| <hr/>                         |                    |                   |                      |                   |                        |                      |                   |                |
| SERVICES                      |                    |                   |                      |                   |                        |                      |                   |                |
| 50070536.504 CABLE & INTERNET | <u>1,500</u>       | <u>1,500</u>      | <u>0</u>             | <u>118.44</u>     | <u>847.08</u>          | <u>0.00</u>          | <u>652.92</u>     | <u>56.47</u>   |
| TOTAL SERVICES                | <u>1,500</u>       | <u>1,500</u>      | <u>0</u>             | <u>118.44</u>     | <u>847.08</u>          | <u>0.00</u>          | <u>652.92</u>     | <u>56.47</u>   |
| <hr/>                         |                    |                   |                      |                   |                        |                      |                   |                |
| TOTAL TECHNOLOGY SERVICES     | <u>1,500</u>       | <u>1,500</u>      | <u>0</u>             | <u>118.44</u>     | <u>847.08</u>          | <u>0.00</u>          | <u>652.92</u>     | <u>56.47</u>   |
| <hr/>                         |                    |                   |                      |                   |                        |                      |                   |                |

CITY OF PORT LAVACA  
REVENUE AND EXPENDITURES REPORT (UNAUDITED)  
AS OF: APRIL 30TH, 2023

504-PORT & HARBORS FUND  
CITY HARBOR  
DEPARTMENTAL EXPENDITURES

|                                    | ORIGINAL<br>BUDGET | AMENDED<br>BUDGET | BUDGET<br>ADJUSTMENT | CURRENT<br>PERIOD | YEAR TO DATE<br>ACTUAL | TOTAL<br>ENCUMBRANCE | BUDEGT<br>BALANCE | % OF<br>BUDGET |
|------------------------------------|--------------------|-------------------|----------------------|-------------------|------------------------|----------------------|-------------------|----------------|
| <u>SERVICES</u>                    |                    |                   |                      |                   |                        |                      |                   |                |
| 50800533.20 CONTRACTED SERV-CITY H | 15,000             | 15,000            | 0                    | 0.00              | 8,250.00               | 0.00                 | 6,750.00          | 55.00          |
| TOTAL SERVICES                     | 15,000             | 15,000            | 0                    | 0.00              | 8,250.00               | 0.00                 | 6,750.00          | 55.00          |
| <u>MAINTENANCE</u>                 |                    |                   |                      |                   |                        |                      |                   |                |
| 50800542.21 R & M- INFRAS- CITY HA | 1,000              | 1,000             | 0                    | 116.59            | 116.59                 | 0.00                 | 883.41            | 11.66          |
| 50800543.22 R & M- BLDG.- CITY HAR | 1,000              | 1,000             | 0                    | 0.00              | 0.00                   | 0.00                 | 1,000.00          | 0.00           |
| 50800543.24 R & M- IMPROV OTB- CIT | 0                  | 0                 | 0                    | 0.00              | 0.00                   | 0.00                 | 0.00              | 0.00           |
| TOTAL MAINTENANCE                  | 2,000              | 2,000             | 0                    | 116.59            | 116.59                 | 0.00                 | 1,883.41          | 5.83           |
| <br>TOTAL CITY HARBOR              | <br>17,000         | <br>17,000        | <br>0                | <br>116.59        | <br>8,366.59           | <br>0.00             | <br>8,633.41      | <br>49.22      |

CITY OF PORT LAVACA  
REVENUE AND EXPENDITURES REPORT (UNAUDITED)  
AS OF: APRIL 30TH, 2023

504-PORT & HARBORS FUND  
HARBOR OF REFUGE  
DEPARTMENTAL EXPENDITURES

|                                   | ORIGINAL<br>BUDGET | AMENDED<br>BUDGET | BUDGET<br>ADJUSTMENT | CURRENT<br>PERIOD | YEAR TO DATE<br>ACTUAL | TOTAL<br>ENCUMBRANCE | BUDEGT<br>BALANCE | % OF<br>BUDGET |
|-----------------------------------|--------------------|-------------------|----------------------|-------------------|------------------------|----------------------|-------------------|----------------|
| <u>SERVICES</u>                   |                    |                   |                      |                   |                        |                      |                   |                |
| 50820533.20 CONTRACTED SERV- HOR  | 25,000             | 25,000            | 0                    | 2,001.58          | 49,853.83              | 10,753.57 (          | 35,607.40)        | 242.43         |
| TOTAL SERVICES                    | 25,000             | 25,000            | 0                    | 2,001.58          | 49,853.83              | 10,753.57 (          | 35,607.40)        | 242.43         |
| <u>MAINTENANCE</u>                |                    |                   |                      |                   |                        |                      |                   |                |
| 50820542.21 R & M- INFRASTRUCTURE | 100,000            | 100,000           | 0                    | 30.00             | 1,037.63               | 7,529.11             | 91,433.26         | 8.57           |
| TOTAL MAINTENANCE                 | 100,000            | 100,000           | 0                    | 30.00             | 1,037.63               | 7,529.11             | 91,433.26         | 8.57           |
| <br>TOTAL HARBOR OF REFUGE        | <br>125,000        | <br>125,000       | <br>0                | <br>2,031.58      | <br>50,891.46          | <br>18,282.68        | <br>55,825.86     | <br>55.34      |

CITY OF PORT LAVACA  
REVENUE AND EXPENDITURES REPORT (UNAUDITED)  
AS OF: APRIL 30TH, 2023

504-PORT & HARBORS FUND  
SMITH HARBOR  
DEPARTMENTAL EXPENDITURES

|                                    | ORIGINAL<br>BUDGET | AMENDED<br>BUDGET | BUDGET<br>ADJUSTMENT | CURRENT<br>PERIOD | YEAR TO DATE<br>ACTUAL | TOTAL<br>ENCUMBRANCE | BUDEGT<br>BALANCE | % OF<br>BUDGET |
|------------------------------------|--------------------|-------------------|----------------------|-------------------|------------------------|----------------------|-------------------|----------------|
| <u>SERVICES</u>                    |                    |                   |                      |                   |                        |                      |                   |                |
| 50840533.20 CONTRACTED SERV- SMITH | 50,000             | 50,000            | 0                    | 0.00              | 4,669.16               | 1,716.93             | 43,613.91         | 12.77          |
| TOTAL SERVICES                     | 50,000             | 50,000            | 0                    | 0.00              | 4,669.16               | 1,716.93             | 43,613.91         | 12.77          |
| <u>MAINTENANCE</u>                 |                    |                   |                      |                   |                        |                      |                   |                |
| 50840542.21 R & M- INFRAS- SMITH H | 1,000              | 1,000             | 0                    | 0.00              | 0.00                   | 0.00                 | 1,000.00          | 0.00           |
| TOTAL MAINTENANCE                  | 1,000              | 1,000             | 0                    | 0.00              | 0.00                   | 0.00                 | 1,000.00          | 0.00           |
| <br>TOTAL SMITH HARBOR             | <br>51,000         | <br>51,000        | <br>0                | <br>0.00          | <br>4,669.16           | <br>1,716.93         | <br>44,613.91     | <br>12.52      |

CITY OF PORT LAVACA  
REVENUE AND EXPENDITURES REPORT (UNAUDITED)  
AS OF: APRIL 30TH, 2023

504-PORT & HARBORS FUND  
NAUTICAL LANDINGS MARINA  
DEPARTMENTAL EXPENDITURES

|                                    | ORIGINAL<br>BUDGET | AMENDED<br>BUDGET | BUDGET<br>ADJUSTMENT | CURRENT<br>PERIOD | YEAR TO DATE<br>ACTUAL | TOTAL<br>ENCUMBRANCE | BUDEGT<br>BALANCE | % OF<br>BUDGET |
|------------------------------------|--------------------|-------------------|----------------------|-------------------|------------------------|----------------------|-------------------|----------------|
| <u>SERVICES</u>                    |                    |                   |                      |                   |                        |                      |                   |                |
| 50860533.20 CONTRACTED SERV- NL MA | 10,000             | 10,000            | 0                    | 0.00              | 5,500.00               | 0.00                 | 4,500.00          | 55.00          |
| TOTAL SERVICES                     | 10,000             | 10,000            | 0                    | 0.00              | 5,500.00               | 0.00                 | 4,500.00          | 55.00          |
| <u>MAINTENANCE</u>                 |                    |                   |                      |                   |                        |                      |                   |                |
| 50860542.03 R & M- BUILDING- NL MA | 2,000              | 2,000             | 0                    | 0.00              | 0.00                   | 0.00                 | 2,000.00          | 0.00           |
| 50860542.21 R & M- INSFRAS- NL MAR | 3,000              | 3,000             | 0                    | 0.00              | 0.00                   | 0.00                 | 3,000.00          | 0.00           |
| 50860542.25 R & M- BUILD (NAUTICAL | 0                  | 0                 | 0                    | 0.00              | 0.00                   | 0.00                 | 0.00              | 0.00           |
| 50860543.26 R & M- INFRAS- NL MARI | 0                  | 0                 | 0                    | 0.00              | 0.00                   | 0.00                 | 0.00              | 0.00           |
| 50860543.27 R & M- IMPROV OTB- NL  | 0                  | 0                 | 0                    | 0.00              | 0.00                   | 0.00                 | 0.00              | 0.00           |
| TOTAL MAINTENANCE                  | 5,000              | 5,000             | 0                    | 0.00              | 0.00                   | 0.00                 | 5,000.00          | 0.00           |
| TOTAL NAUTICAL LANDINGS MARINA     | 15,000             | 15,000            | 0                    | 0.00              | 5,500.00               | 0.00                 | 9,500.00          | 36.67          |

CITY OF PORT LAVACA  
REVENUE AND EXPENDITURES REPORT (UNAUDITED)  
AS OF: APRIL 30TH, 2023

504-PORT & HARBORS FUND  
OPERATIONS  
DEPARTMENTAL EXPENDITURES

|                                    | ORIGINAL<br>BUDGET | AMENDED<br>BUDGET | BUDGET<br>ADJUSTMENT | CURRENT<br>PERIOD | YEAR TO DATE<br>ACTUAL | TOTAL<br>ENCUMBRANCE | BUDEGT<br>BALANCE | % OF<br>BUDGET |
|------------------------------------|--------------------|-------------------|----------------------|-------------------|------------------------|----------------------|-------------------|----------------|
| <b>PERSONNEL SERVICES</b>          |                    |                   |                      |                   |                        |                      |                   |                |
| 51000511.01 SALARIES & WAGES       | 75,966             | 75,966            | 0                    | 5,847.68          | 43,827.60              | 0.00                 | 32,138.40         | 57.69          |
| 51000511.06 SALARIES & WAGES-TEMP  | 0                  | 0                 | 0                    | 0.00              | 0.00                   | 0.00                 | 0.00              | 0.00           |
| 51000511.07 SALARIES & WAGES-OVERT | 0                  | 0                 | 0                    | 0.00              | 0.00                   | 0.00                 | 0.00              | 0.00           |
| 51000512.05 EMPLOYER-SOCIAL SECURI | 4,515              | 4,515             | 0                    | 427.00            | 3,210.37               | 0.00                 | 1,304.63          | 71.10          |
| 51000512.10 EMPLOYER-T.M.R.S.      | 4,460              | 4,460             | 0                    | 342.08            | 2,609.47               | 0.00                 | 1,850.53          | 58.51          |
| 51000512.20 GROUP H/D INS PREMIUMS | 10,946             | 10,946            | 0                    | 953.19            | 6,672.39               | 0.00                 | 4,273.61          | 60.96          |
| 51000512.30 WORKER'S COMPENSATION  | 1,800              | 1,800             | 0                    | 0.00              | 1,684.21               | 0.00                 | 115.79            | 93.57          |
| 51000512.31 UNEMPLOYMENT INSURANCE | 0                  | 0                 | 0                    | 0.00              | 0.00                   | 0.00                 | 0.00              | 0.00           |
| 51000512.40 SAFETY PAY             | 500                | 500               | 0                    | 0.00              | 0.00                   | 0.00                 | 500.00            | 0.00           |
| TOTAL PERSONNEL SERVICES           | 98,187             | 98,187            | 0                    | 7,569.95          | 58,004.04              | 0.00                 | 40,182.96         | 59.08          |
| <b>MATERIALS &amp; SUPPLIES</b>    |                    |                   |                      |                   |                        |                      |                   |                |
| 51000521.01 OFFICE                 | 1,200              | 1,200             | 0                    | 29.08             | 774.50                 | 0.00                 | 425.50            | 64.54          |
| 51000523.03 CLEANING & JANITORIAL  | 10,500             | 10,500            | 0                    | 839.51            | 5,670.13               | 0.00                 | 4,829.87          | 54.00          |
| 51000524.19 COVID-19 EXPENDITURES  | 0                  | 0                 | 0                    | 0.00              | 0.00                   | 0.00                 | 0.00              | 0.00           |
| 51000525.01 FUEL                   | 5,000              | 5,000             | 0                    | 33.31             | 145.50                 | 0.00                 | 4,854.50          | 2.91           |
| 51000526.01 GENERAL SAFETY & TOOLS | 300                | 300               | 0                    | 0.00              | 148.09                 | 0.00                 | 151.91            | 49.36          |
| 51000528.03 NON-CAPITALIZED ASSETS | 0                  | 0                 | 0                    | 393.97            | 393.97                 | 0.00                 | 393.97            | 0.00           |
| 51000529.11 LIGHTING & DECORATION  | 2,000              | 2,000             | 0                    | 0.00              | 0.00                   | 0.00                 | 2,000.00          | 0.00           |
| TOTAL MATERIALS & SUPPLIES         | 19,000             | 19,000            | 0                    | 1,295.87          | 7,132.19               | 0.00                 | 11,867.81         | 37.54          |
| <b>SERVICES</b>                    |                    |                   |                      |                   |                        |                      |                   |                |
| 51000531.01 TRAVEL & TRAINING      | 500                | 500               | 0                    | 0.00              | 568.76                 | 0.00                 | 68.76             | 113.75         |
| 51000531.04 DUES, SUBSCR., & PUBLI | 5,700              | 5,700             | 0                    | 0.00              | 199.95                 | 0.00                 | 5,500.05          | 3.51           |
| 51000532.01 AUDIT FEES             | 3,500              | 3,500             | 0                    | 0.00              | 4,250.00               | 0.00                 | 750.00            | 121.43         |
| 51000532.06 HEALTH & FITNESS       | 0                  | 0                 | 0                    | 0.00              | 0.00                   | 0.00                 | 0.00              | 0.00           |
| 51000532.07 LEGAL- REGULAR         | 15,000             | 15,000            | 0                    | 0.00              | 810.00                 | 0.00                 | 14,190.00         | 5.40           |
| 51000533.14 CONTRACTED SERVICES    | 24,000             | 24,000            | 0                    | 1,631.76          | 13,285.07              | 0.00                 | 10,714.93         | 55.35          |
| 51000535.01 GENERAL LIABILITY INSU | 2,819              | 2,819             | 0                    | 0.00              | 3,547.76               | 0.00                 | 728.76            | 125.85         |
| 51000535.10 WINDSTORM INS          | 21,681             | 21,681            | 0                    | 0.00              | 0.00                   | 0.00                 | 21,681.00         | 0.00           |
| 51000535.11 FLOOD INS              | 1,700              | 1,700             | 0                    | 0.00              | 0.00                   | 0.00                 | 1,700.00          | 0.00           |
| 51000536.01 ELECTRICITY            | 26,955             | 26,955            | 0                    | 0.00              | 13,600.57              | 0.00                 | 13,354.43         | 50.46          |
| 51000536.02 TELEPHONE              | 2,000              | 2,000             | 0                    | 169.82            | 1,187.15               | 0.00                 | 812.85            | 59.36          |
| 51000536.03 WATER                  | 3,300              | 3,300             | 0                    | 0.00              | 1,950.21               | 0.00                 | 1,349.79          | 59.10          |
| 51000536.07 CABLE & INTERNET       | 0                  | 0                 | 0                    | 0.00              | 0.00                   | 0.00                 | 0.00              | 0.00           |
| TOTAL SERVICES                     | 107,155            | 107,155           | 0                    | 1,801.58          | 39,399.47              | 0.00                 | 67,755.53         | 36.77          |
| <b>MAINTENANCE</b>                 |                    |                   |                      |                   |                        |                      |                   |                |
| 51000541.02 LANDSCAPING            | 15,000             | 15,000            | 0                    | 0.00              | 0.00                   | 0.00                 | 15,000.00         | 0.00           |
| 51000542.03 R & M- BUILDING        | 0                  | 0                 | 0                    | 0.00              | 138.99                 | 0.00                 | 138.99            | 0.00           |
| 51000542.21 R & M- INFRAST. (HARBO | 0                  | 0                 | 0                    | 0.00              | 0.00                   | 0.00                 | 0.00              | 0.00           |
| 51000542.25 R & M- BUILD (NAUTICAL | 11,000             | 11,000            | 0                    | 2,262.75          | 2,412.54               | 0.00                 | 8,587.46          | 21.93          |
| 51000543.04 R & M IMPROVEMENT OTB  | 2,500              | 2,500             | 0                    | 0.00              | 0.00                   | 0.00                 | 2,500.00          | 0.00           |
| 51000543.06 R & M- IMPROVEMENTS (  | 0                  | 0                 | 0                    | 0.00              | 0.00                   | 0.00                 | 0.00              | 0.00           |
| 51000543.22 R & M- BUILD (CITY HAR | 0                  | 0                 | 0                    | 0.00              | 28.96                  | 0.00                 | 28.96             | 0.00           |
| 51000544.50 R & M- FURNITURE & EQU | 6,000              | 6,000             | 0                    | 0.00              | 0.00                   | 0.00                 | 6,000.00          | 0.00           |
| 51000544.55 R & M- VEHICLES & TRAI | 500                | 500               | 0                    | 40.83             | 308.28                 | 0.00                 | 191.72            | 61.66          |

CITY OF PORT LAVACA  
REVENUE AND EXPENDITURES REPORT (UNAUDITED)  
AS OF: APRIL 30TH, 2023

504-PORT & HARBORS FUND  
OPERATIONS  
DEPARTMENTAL EXPENDITURES

|                             |                            | ORIGINAL<br>BUDGET | AMENDED<br>BUDGET | BUDGET<br>ADJUSTMENT | CURRENT<br>PERIOD | YEAR TO DATE<br>ACTUAL | TOTAL<br>ENCUMBRANCE | BUDEGT<br>BALANCE | % OF<br>BUDGET |
|-----------------------------|----------------------------|--------------------|-------------------|----------------------|-------------------|------------------------|----------------------|-------------------|----------------|
| 51000544.65                 | R & M- MACHINERY & EQU     | 200                | 200               | 0                    | 0.00              | 0.00                   | 0.00                 | 200.00            | 0.00           |
| 51000544.75                 | DREDGING                   | 0                  | 0                 | 0                    | 0.00              | 0.00                   | 0.00                 | 0.00              | 0.00           |
|                             | TOTAL MAINTENANCE          | 35,200             | 35,200            | 0                    | 2,303.58          | 2,888.77               | 0.00                 | 32,311.23         | 8.21           |
| <b>SUNDRY</b>               |                            |                    |                   |                      |                   |                        |                      |                   |                |
| 51000551.11                 | VEHICLE LEASES             | 13,992             | 13,992            | 0                    | 984.95            | 3,835.54               | 0.00                 | 10,156.46         | 27.41          |
| 51000552.02                 | PRI & INT EXPENSE          | 0                  | 0                 | 0                    | 0.00              | 0.00                   | 0.00                 | 0.00              | 0.00           |
| 51000552.03                 | BOND ISSUANCE COST- AM     | 0                  | 0                 | 0                    | 0.00              | 0.00                   | 0.00                 | 0.00              | 0.00           |
| 51000552.15                 | DEBT SERVICE- PRINCIP      | 0                  | 0                 | 0                    | 0.00              | 0.00                   | 0.00                 | 0.00              | 0.00           |
| 51000552.25                 | DEBT SERVICE- INTEREST     | 0                  | 0                 | 0                    | 0.00              | 0.00                   | 0.00                 | 0.00              | 0.00           |
| 51000553.01                 | XFER OUT- FD 001- ADMI     | 65,121             | 65,121            | 0                    | 5,426.75          | 37,987.25              | 0.00                 | 27,133.75         | 58.33          |
| 51000553.02                 | XFER OUT- FD 310- '08      | 124,813            | 124,813           | 0                    | 0.00              | 24,919.48              | 0.00                 | 99,893.52         | 19.97          |
| 51000553.05                 | XFER OUT- FD 322 - 201     | 130,576            | 130,576           | 0                    | 0.00              | 105,946.68             | 0.00                 | 24,629.32         | 81.14          |
| 51000553.60                 | XFER OUT- FD 165 HAZAR     | 0                  | 0                 | 0                    | 0.00              | 0.00                   | 0.00                 | 0.00              | 0.00           |
| 51000553.65                 | XFER OUT- FD 210 EDA G     | 0                  | 0                 | 0                    | 0.00              | 0.00                   | 0.00                 | 0.00              | 0.00           |
| 51000553.80                 | XFER OUT- FD 220           | 0                  | 0                 | 0                    | 0.00              | 0.00                   | 0.00                 | 0.00              | 0.00           |
| 51000554.81                 | DEPRECIATION EXPENSE       | 0                  | 0                 | 0                    | 0.00              | 0.00                   | 0.00                 | 0.00              | 0.00           |
| 51000554.84                 | BAD DEBT EXPENSE           | 0                  | 0                 | 0                    | 0.00              | 0.00                   | 0.00                 | 0.00              | 0.00           |
|                             | TOTAL SUNDRY               | 334,502            | 334,502           | 0                    | 6,411.70          | 172,688.95             | 0.00                 | 161,813.05        | 51.63          |
| <b>CAPITAL EXPENDITURES</b> |                            |                    |                   |                      |                   |                        |                      |                   |                |
| 51000561.02                 | CE- LAND & IMPROVEMENT     | 0                  | 0                 | 0                    | 0.00              | 1,590.00               | 0.00                 | ( 1,590.00)       | 0.00           |
| 51000562.03                 | CE- BUILDING & IMPROV      | 95,000             | 95,000            | 0                    | 12,426.35         | 37,759.69              | 36,020.31            | 21,220.00         | 77.66          |
| 51000563.05                 | CE- INFRASTRUCTURE         | 1,167,000          | 1,167,000         | 0                    | 0.00              | 0.00                   | 0.00                 | 1,167,000.00      | 0.00           |
|                             | TOTAL CAPITAL EXPENDITURES | 1,262,000          | 1,262,000         | 0                    | 12,426.35         | 39,349.69              | 36,020.31            | 1,186,630.00      | 5.97           |
| <b>TOTAL OPERATIONS</b>     |                            |                    |                   |                      |                   |                        |                      |                   |                |
|                             |                            | 1,856,044          | 1,856,044         | 0                    | 31,809.03         | 319,463.11             | 36,020.31            | 1,500,560.58      | 19.15          |



CITY OF PORT LAVACA  
REVENUE AND EXPENDITURES REPORT (UNAUDITED)  
AS OF: APRIL 30TH, 2023

504-PORT & HARBORS FUND  
NON DEPARTMENTAL  
DEPARTMENTAL EXPENDITURES

|  | ORIGINAL<br>BUDGET | AMENDED<br>BUDGET | BUDGET<br>ADJUSTMENT | CURRENT<br>PERIOD | YEAR TO DATE<br>ACTUAL | TOTAL<br>ENCUMBRANCE | BUDEGT<br>BALANCE    | % OF<br>BUDGET |
|--|--------------------|-------------------|----------------------|-------------------|------------------------|----------------------|----------------------|----------------|
| <b>PERSONNEL SERVICES</b>                  |                    |                   |                      |                   |                        |                      |                      |                |
| 59800512.03 GROUP H/D INS CLAIMS           | 0                  | 0                 | 0                    | 0.00              | 0.00                   | 0.00                 | 0.00                 | 0.00           |
| 59800512.05 EMPLOYER- SOCIAL SECUR         | 0                  | 0                 | 0                    | 0.00              | 36.98                  | 0.00 (               | 36.98)               | 0.00           |
| 59800512.10 EMPLOYER- TMRS                 | 0                  | 0                 | 0                    | 0.00              | 29.54                  | 0.00 (               | 29.54)               | 0.00           |
| 59800512.40 SAFETY PAY                     | 0                  | 0                 | 0                    | 0.00              | 0.00                   | 0.00                 | 0.00                 | 0.00           |
| TOTAL PERSONNEL SERVICES                   | 0                  | 0                 | 0                    | 0.00              | 66.52                  | 0.00 (               | 66.52)               | 0.00           |
| <b>SUNDRY</b>                              |                    |                   |                      |                   |                        |                      |                      |                |
| 59800551.203 GROUP H/D INS CLAIMS          | 0                  | 0                 | 0                    | 0.00              | 0.00                   | 0.00                 | 0.00                 | 0.00           |
| TOTAL SUNDRY                               | 0                  | 0                 | 0                    | 0.00              | 0.00                   | 0.00                 | 0.00                 | 0.00           |
| <b>TOTAL NON DEPARTMENTAL</b>              | <b>0</b>           | <b>0</b>          | <b>0</b>             | <b>0.00</b>       | <b>66.52</b>           | <b>0.00 (</b>        | <b>66.52)</b>        | <b>0.00</b>    |
| <b>TOTAL EXPENDITURES</b>                  |                    |                   |                      |                   |                        |                      |                      |                |
|  | 2,065,544          | 2,065,544         | 0                    | 34,075.64         | 389,803.92             | 56,019.92            | 1,619,720.16         | 0.00           |
| <b>REVENUES OVER/ (UNDER) EXPENDITURES</b> | <b>( 327,043)</b>  | <b>( 327,043)</b> | <b>0</b>             | <b>27,692.29</b>  | <b>39,099.17 (</b>     | <b>56,019.92)</b>    | <b>( 310,122.25)</b> | <b>5.17</b>    |

\*\*\* END OF REPORT \*\*\*

## BALANCE SHEET - UNAUDITED

AS OF: APRIL 30TH, 2023

Item #4.

## 504-PORT &amp; HARBORS FUND

ACCOUNT# TITLE

## ASSETS

=====

|             |                          |               |
|-------------|--------------------------|---------------|
| 111.21      | CLAIM ON CONS CASH       | 334,060.77    |
| 112.11.6001 | INVESTMENTS-LOGIC        | 267,696.46    |
| 113.22      | ALLOWANCE FOR UNCOLLECT( | 14,575.43)    |
| 113.24      | UNAPPLIED CREDITS (      | 4,375.02)     |
| 113.27      | PTC ACCTS RECEIVABLE (UB | 59,829.95     |
| 116.01.0001 | PREPAID INSURANCE        | 17,319.91     |
| 151.01.1000 | LAND                     | 1,919,338.57  |
| 152.01.1000 | BUILDINGS                | 1,313,990.38  |
| 152.02.2000 | ACCUM DEPRECIATION-BUIL( | 820,911.24)   |
| 153.01.1000 | IMPROVEMENTS OTHER THAN  | 2,050,980.24  |
| 153.02.2000 | ACCUM DEPR-IMPR OTHER T( | 1,665,930.54) |
| 154.01.1000 | MACHINERY & EQUIPMENT    | 43,140.00     |
| 154.02.2000 | ACCUM DEPR-MACHINERY & ( | 28,264.48)    |
| 155.01.1000 | CONSTRUCTION IN PROGRESS | 57,151.00     |
| 156.01.1000 | INFRASTRUCTURE           | 7,996,420.23  |
| 156.02.2000 | ACCUM DEPREC.- INFRASTR( | 2,663,670.65) |

8,862,200.15

TOTAL ASSETS

8,862,200.15

## LIABILITIES

=====

|             |                          |              |
|-------------|--------------------------|--------------|
| 207.21      | CUSTOMER DEPOSIT (       | 200.00)      |
| 211.10      | AP PENDING (DUE TO CONS  | 1,853.87     |
| 211.99      | YMCA (                   | 4.35)        |
| 212.30      | ACCRUED VACATION         | 4,885.92     |
| 213.01      | BOND PREMIUM (SERIES '18 | 89,660.89    |
| 216.20.3006 | BONDS PAYABLE-CURRENT    | 175,000.00   |
| 221.20      | BONDS PAYABLE NON-CURREN | 1,925,000.00 |

2,196,196.33

TOTAL LIABILITIES

2,196,196.33

## FUND EQUITY/BALANCE

=====

|        |                          |             |
|--------|--------------------------|-------------|
| 320.07 | ENCUMBRANCES (           | 219,316.65) |
| 320.08 | RESERVE FOR ENCUMBRANCES | 219,316.65  |
| 320.09 | PRIOR YEAR ENCUMBRANCE   | 156,670.66  |
| 320.10 | PRIOR YEAR RESERV/ENC (  | 156,670.66) |

002

334,060.77 +  
267,696.46 +

601,757.23 \*

0.0

504-PORT & HARBORS FUND

| ACCOUNT#                                | TITLE                    |              |              |
|---|--------------------------|--------------|--------------|
| 320.60                                  | FUND BALANCE COMMITTED   | 90,552.00    |              |
| 320.65                                  | NET INVEST. IN CAPITAL A | 3,393,536.00 |              |
| 320.98                                  | FUND BALANCE UNRESV      | 3,142,816.65 |              |
| TOTAL FUND EQUITY/BALANCE               |                          |              | 6,626,904.65 |
|   |                          |              |              |
| TOTAL REVENUES                          |                          | 428,903.09   |              |
| TOTAL EXPENSES                          |                          | 389,803.92   |              |
| EXCESS REVENUES OVER EXPENDITURES       |                          |              | 39,099.17    |
|   |                          |              |              |
| TOTAL LIABILITIES & FUND EQUITY/BALANCE |                          |              | 8,862,200.15 |
|   |                          |              |              |

BALANCE SHEET - UNAUDITED  
AS OF: APRIL 30TH, 2023

Item #4.

## 210-PORT COMMISSION PROJECTS

ACCOUNT# TITLE

ASSETS  
=====

|             |                           |              |            |
|-------------|---------------------------|--------------|------------|
| 104.02.0004 | DUE FROM OTHER GOVERNMENT | 120,000.00   |            |
| 111.21      | CLAIM ON CONS CASH        | ( 42,700.00) |            |
| 113.29.1000 | ACCOUNTS RECEIVABLE- MIS  | 2,500.00     |            |
| 155.01.1000 | CONSTRUCTION IN PROGRESS  | 40,200.00    |            |
|             |                           |              | 120,000.00 |

TOTAL ASSETS 120,000.00  
=====LIABILITIES  
=====

|  |  |      |      |
|--|--|------|------|
|  |  | 0.00 |      |
|  |  |      | 0.00 |

TOTAL LIABILITIES 0.00

FUND EQUITY/BALANCE  
=====

|        |                          |                 |      |
|--------|--------------------------|-----------------|------|
| 320.07 | ENCUMBRANCES             | ( 1,124,330.36) |      |
| 320.08 | RESERVE FOR ENCUMBRANCES | 1,124,330.36    |      |
|        |                          |                 | 0.00 |

TOTAL FUND EQUITY/BALANCE 0.00

|                |            |
|----------------|------------|
| TOTAL REVENUES | 120,000.00 |
| TOTAL EXPENSES | 0.00       |

EXCESS REVENUES OVER EXPENDITURES 120,000.00

TOTAL LIABILITIES & FUND EQUITY/BALANCE 120,000.00  
=====

BALANCE SHEET - UNAUDITED  
AS OF: APRIL 30TH, 2023

Item #4.

310-08 PC DEBT SERVICE

ACCOUNT# TITLE

ASSETS

---

0.00

TOTAL ASSETS

---

0.00LIABILITIES

212.60 ACCRUED BOND INTEREST 3,824.00

---

3,824.00

TOTAL LIABILITIES

---

3,824.00FUND EQUITY/BALANCE320.01 FUND BAL-RSRV'D/DEBT SER 24,244.46  
320.10 PRIOR YEAR RESERV/ENC ( 1,320.75)  
320.98 FUND BALANCE UNRESV 60,201.63

---

TOTAL FUND EQUITY/BALANCE 83,125.34TOTAL REVENUES 26,314.41  
TOTAL EXPENSES 113,263.75

---

EXCESS REVENUES OVER EXPENDITURES ( 86,949.34)

TOTAL LIABILITIES &amp; FUND EQUITY/BALANCE

---

0.00

BALANCE SHEET - UNAUDITED  
AS OF: APRIL 30TH, 2023

Item #4.

322-SERIES 2018 DEBT SERVICE

ACCOUNT# TITLE

ASSETS  
=====

---

0.00  

---

TOTAL ASSETS

0.00  
=====LIABILITIES  
=====

212.60 ACCRUED INTEREST PAYABLE 7,068.00

---

7,068.00

TOTAL LIABILITIES

---

7,068.00FUND EQUITY/BALANCE  
=====

320.98 FUND BALANCE ( 6,803.14)

TOTAL FUND EQUITY/BALANCE ( 6,803.14)  

---

TOTAL REVENUES 105,947.64  
TOTAL EXPENSES 106,212.50  

---

EXCESS REVENUES OVER EXPENDITURES ( 264.86)  

---

TOTAL LIABILITIES &amp; FUND EQUITY/BALANCE

0.00  
=====

# Port Commission Snapshot

|                            | February                   | March                       | April                      | FYTD                        |
|----------------------------|----------------------------|-----------------------------|----------------------------|-----------------------------|
| <b>City Harbor</b>         |                            |                             |                            |                             |
| Revenue                    | \$ 7,120.99                | \$ 3,920.99                 | \$ 3,920.99                | \$ 46,089.70                |
| Expenses                   | \$ 1,979.31                | \$ 10,907.16                | \$ 1,958.74                | \$ 22,523.23                |
| <b>Gain / (Loss)</b>       | <b><u>\$ 5,141.68</u></b>  | <b><u>\$ (6,986.17)</u></b> | <b><u>\$ 1,962.25</u></b>  | <b><u>\$ 23,566.47</u></b>  |
| <b>Harbor of Refuge</b>    |                            |                             |                            |                             |
| Revenue                    | \$ 29,444.70               | \$ 56,478.89                | \$ 41,189.40               | \$ 257,226.80               |
| Expenses                   | \$ 24,767.97               | \$ 21,808.58                | \$ 10,690.86               | \$ 120,249.01               |
| <b>Gain / (Loss)</b>       | <b><u>\$ 4,676.73</u></b>  | <b><u>\$ 34,670.31</u></b>  | <b><u>\$ 30,498.54</u></b> | <b><u>\$ 136,977.79</u></b> |
| <b>Nautical Landings</b>   |                            |                             |                            |                             |
| Revenue                    | \$ 14,235.77               | \$ 14,356.22                | \$ 13,897.82               | \$ 100,482.23               |
| Expenses                   | \$ 8,107.46                | \$ 22,185.03                | \$ 8,575.11                | \$ 68,890.50                |
| <b>Gain / (Loss)</b>       | <b><u>\$ 6,128.31</u></b>  | <b><u>\$ (7,828.81)</u></b> | <b><u>\$ 5,322.71</u></b>  | <b><u>\$ 31,591.73</u></b>  |
| <b>Smith Harbor</b>        |                            |                             |                            |                             |
| Revenue                    | \$ 1,665.00                | \$ 1,665.00                 | \$ 1,665.00                | \$ 11,590.00                |
| Expenses                   | \$ 449.52                  | \$ 5,281.59                 | \$ 424.58                  | \$ 7,925.34                 |
| <b>Gain / (Loss)</b>       | <b><u>\$ 1,215.48</u></b>  | <b><u>\$ (3,616.59)</u></b> | <b><u>\$ 1,240.42</u></b>  | <b><u>\$ 3,664.66</u></b>   |
| <b>Total Gain / (Loss)</b> | <b><u>\$ 17,162.20</u></b> | <b><u>\$ 16,238.75</u></b>  | <b><u>\$ 39,023.92</u></b> | <b><u>\$ 195,800.66</u></b> |

\* This report does not conform to GAAP and is unaudited.

# Cash Profit and Loss Statement

|                                | February            | March               | April               | FYTD                 |
|--------------------------------|---------------------|---------------------|---------------------|----------------------|
| <b>City Harbor</b>             |                     |                     |                     |                      |
| Dock Lease                     | \$ 7,120.99         | \$ 3,920.99         | \$ 3,920.99         | \$ 46,089.70         |
| Oyster Tarrifs                 | \$ -                | \$ -                | \$ -                | \$ -                 |
| Late Payment Penalties         | \$ -                | \$ -                | \$ -                | \$ -                 |
| <b>Total City Harbor</b>       | <b>\$ 7,120.99</b>  | <b>\$ 3,920.99</b>  | <b>\$ 3,920.99</b>  | <b>\$ 46,089.70</b>  |
| <b>Harbor of Refuge</b>        |                     |                     |                     |                      |
| Tarrifs                        |                     |                     |                     |                      |
| Oil                            | \$ 5,064.02         | \$ 5,041.41         | \$ 6,611.02         | \$ 32,475.22         |
| Fertilizer                     | \$ -                | \$ 18,256.80        | \$ 9,837.55         | \$ 42,133.82         |
| Oyster                         | \$ -                | \$ -                | \$ -                | \$ 78.53             |
| Rentals                        |                     |                     |                     | \$ -                 |
| Daily Dock Rental              | \$ 3,600.00         | \$ 12,400.00        | \$ 3,800.00         | \$ 33,800.00         |
| Dock Rentals                   | \$ -                | \$ -                | \$ -                | \$ 4,296.06          |
| Dock Leases                    | \$ 20,780.68        | \$ 20,780.68        | \$ 20,911.01        | \$ 139,854.14        |
| Late Payment Penalties         | \$ -                | \$ -                | \$ 29.82            | \$ 4,589.03          |
| <b>Total Harbor of Refuge</b>  | <b>\$ 29,444.70</b> | <b>\$ 56,478.89</b> | <b>\$ 41,189.40</b> | <b>\$ 257,226.80</b> |
| <b>Nautical Landings</b>       |                     |                     |                     |                      |
| Dock Rent                      | \$ -                | \$ -                | \$ -                | \$ 80.00             |
| Dock Lease                     | \$ 7,549.40         | \$ 7,679.60         | \$ 7,114.70         | \$ 51,102.83         |
| Building Lease                 | \$ 6,676.62         | \$ 6,676.62         | \$ 6,676.62         | \$ 46,528.00         |
| Building Rentals               | \$ -                | \$ -                | \$ -                | \$ 300.00            |
| Washer-Dryer                   | \$ 9.75             | \$ -                | \$ 106.50           | \$ 375.75            |
| Miscellaneous                  | \$ -                | \$ -                | \$ -                | \$ 2,095.65          |
| Late Payment Penalties         | \$ -                | \$ -                | \$ -                | \$ -                 |
| Auction Proceeds               | \$ -                | \$ -                | \$ -                | \$ -                 |
| <b>Total Nautical Landings</b> | <b>\$ 14,235.77</b> | <b>\$ 14,356.22</b> | <b>\$ 13,897.82</b> | <b>\$ 100,482.23</b> |
| <b>Smith Harbor</b>            |                     |                     |                     |                      |
| Rent                           | \$ 1,665.00         | \$ 1,665.00         | \$ 1,665.00         | \$ 11,590.00         |
| Late Payment Penalties         |                     |                     |                     | \$ -                 |
| <b>Total Smith Harbor</b>      | <b>\$ 1,665.00</b>  | <b>\$ 1,665.00</b>  | <b>\$ 1,665.00</b>  | <b>\$ 11,590.00</b>  |
| <b>Interest Income</b>         | <b>\$ 2,145.97</b>  | <b>\$ 1,507.57</b>  | <b>\$ 1,094.72</b>  | <b>\$ 13,514.36</b>  |
| <b>Total Income</b>            | <b>\$ 54,612.43</b> | <b>\$ 77,928.67</b> | <b>\$ 61,767.93</b> | <b>\$ 428,903.09</b> |

\* This report does not conform to GAAP and is unaudited.



# Cash Profit and Loss Statement

|                                | February            | March               | April               | FYTD                 |
|--------------------------------|---------------------|---------------------|---------------------|----------------------|
| <b>City Harbor</b>             |                     |                     |                     |                      |
| Overhead Allocation            | \$ 1,950.35         | \$ 2,657.16         | \$ 1,842.15         | \$ 14,127.68         |
| R&M Infrastructure             | \$ -                | \$ -                | \$ 116.59           | \$ 116.59            |
| R&M Building                   | \$ 28.96            | \$ -                | \$ -                | \$ 28.96             |
| Contracted Services            | \$ -                | \$ 8,250.00         | \$ -                | \$ 8,250.00          |
| <b>Total City Harbor</b>       | <b>\$ 1,979.31</b>  | <b>\$ 10,907.16</b> | <b>\$ 1,958.74</b>  | <b>\$ 22,523.23</b>  |
| <b>Harbor of Refuge</b>        |                     |                     |                     |                      |
| Overhead Allocation            | \$ 9,167.91         | \$ 12,490.33        | \$ 8,659.28         | \$ 66,409.15         |
| Electricity                    | \$ 492.26           | \$ 1,009.26         | \$ -                | \$ 2,948.40          |
| R&M Infrastructure             | \$ 37.80            | \$ 58.99            | \$ 30.00            | \$ 1,037.63          |
| Contracted Services            | \$ 15,070.00        | \$ 8,250.00         | \$ 2,001.58         | \$ 49,853.83         |
| <b>Total Harbor of Refuge</b>  | <b>\$ 24,767.97</b> | <b>\$ 21,808.58</b> | <b>\$ 10,690.86</b> | <b>\$ 120,249.01</b> |
| <b>Nautical Landings</b>       |                     |                     |                     |                      |
| Overhead Allocation            | \$ 3,761.52         | \$ 5,124.69         | \$ 3,552.83         | \$ 27,247.16         |
| Cable & Internet               | \$ 118.44           | \$ 254.88           | \$ 118.44           | \$ 847.08            |
| R&M Building                   | \$ 138.99           | \$ 139.80           | \$ 2,262.75         | \$ 2,551.53          |
| R&M Infrastructure             | \$ -                | \$ -                | \$ -                | \$ -                 |
| R&M Furniture & Equip          | \$ -                | \$ -                | \$ -                | \$ -                 |
| Cleaning & Janitorial          | \$ 737.59           | \$ 1,049.04         | \$ 839.51           | \$ 5,670.13          |
| Lighting & Decoration          | \$ -                | \$ -                | \$ -                | \$ -                 |
| Contracted Services            | \$ 855.76           | \$ 11,371.76        | \$ 1,631.76         | \$ 18,785.07         |
| Windstorm Insurance            | \$ -                | \$ -                | \$ -                | \$ -                 |
| Flood Insurance                | \$ -                | \$ -                | \$ -                | \$ -                 |
| Electricity                    | \$ 2,087.87         | \$ 3,460.68         | \$ -                | \$ 10,652.17         |
| Telephone                      | \$ 40.20            | \$ 327.60           | \$ 169.82           | \$ 1,187.15          |
| Water                          | \$ 367.09           | \$ 456.58           | \$ -                | \$ 1,950.21          |
| Landscaping                    | \$ -                | \$ -                | \$ -                | \$ -                 |
| R&M Improvement OTB            | \$ -                | \$ -                | \$ -                | \$ -                 |
| <b>Total Nautical Landings</b> | <b>\$ 8,107.46</b>  | <b>\$ 22,185.03</b> | <b>\$ 8,575.11</b>  | <b>\$ 68,890.50</b>  |
| <b>Smith Harbor</b>            |                     |                     |                     |                      |
| Overhead Allocation            | \$ 449.52           | \$ 612.43           | \$ 424.58           | \$ 3,256.18          |
| Contracted Services            | \$ -                | \$ 4,669.16         | \$ -                | \$ 4,669.16          |
| <b>Total Smith Harbor</b>      | <b>\$ 449.52</b>    | <b>\$ 5,281.59</b>  | <b>\$ 424.58</b>    | <b>\$ 7,925.34</b>   |
| <b>Total Expenses</b>          | <b>\$ 35,304.26</b> | <b>\$ 60,182.35</b> | <b>\$ 21,649.29</b> | <b>\$ 219,588.07</b> |

|                                    |                     |                        |                      |                      |
|------------------------------------|---------------------|------------------------|----------------------|----------------------|
| <b>Operating Cash Flow</b>         | <b>\$ 19,308.17</b> | <b>\$ 17,746.32</b>    | <b>\$ 407,253.80</b> | <b>\$ 209,315.02</b> |
| <b>CE- Land &amp; Improvements</b> | \$ -                | \$ -                   | \$ -                 | \$ 1,590.00          |
| <b>CE - Buildings</b>              | \$ -                | \$ 25,333.35           | \$ 12,426.35         | \$ 37,759.70         |
| <b>CE - Infrastructure</b>         | \$ -                | \$ -                   | \$ -                 | \$ -                 |
| <b>Dredging</b>                    |                     |                        |                      | \$ -                 |
| <b>Transfer Out Fund 310</b>       | \$ -                | \$ 24,919.48           | \$ -                 | \$ 24,919.48         |
| <b>Transfer Out Fund 322</b>       | \$ -                | \$ 105,946.68          | \$ -                 | \$ 105,946.68        |
| <b>Net Cash Flow</b>               | <b>\$ 19,308.17</b> | <b>\$ (138,453.19)</b> | <b>\$ 394,827.45</b> | <b>\$ 39,099.16</b>  |

\* This report does not conform to GAAP and is unaudited.

# Cash, Encumbrances, Budgeted CIP, & Bond Payments

Item #4.

| Ending Cash Assets              | As of 02/28/2022     | As of 03/31/2022     | As of 04/30/2022     |
|---------------------------------|----------------------|----------------------|----------------------|
| Ending Cash                     | \$ 162,541.25        | \$ 295,059.21        | \$ 334,050.77        |
| Inventments Logic               | \$ 513,828.86        | \$ 266,601.74        | \$ 267,696.46        |
| Fund 210 Port Projects          | \$ (162,700.00)      | \$ (162,700.00)      | \$ (42,700.00) *1    |
| Debt Service Funds (310 & 322)  | \$ 88,210.09         | \$ -                 | \$ -                 |
| <b>Total Ending Cash Assets</b> | <b>\$ 601,880.20</b> | <b>\$ 398,960.95</b> | <b>\$ 559,047.23</b> |

| Current Encumbrances |            |                      |                                     | Ordered      | Received     | Outstanding         |
|----------------------|------------|----------------------|-------------------------------------|--------------|--------------|---------------------|
| PO#                  | Task Order | Contractor           | Project Description                 |              |              |                     |
| 23-00039             | #22        | Victoria Engineering | Harbor of Refuge Restoration        | \$ 25,000.00 | \$ 14,246.43 | \$ 10,753.57        |
| 23-00046             |            | LJA Engineering      | Planning Services - Waterfront      | \$ 50,000.00 | \$ 48,283.07 | \$ 1,716.93         |
| 23-00071             |            | Barefoot, Mark E.    | Structural & Electrical Imprv. @ NL | \$ 73,780.00 | \$ 37,759.69 | \$ 36,020.31        |
| 23-00076             |            | Diamond K Services   | Crosstie replacement                | \$ 7,529.11  |              | \$ 7,529.11         |
| 23-00034             |            | Victoria Engineering | Breakwater Engineering              | \$ 40,000.00 | \$ 10,000.00 | \$ 30,000.00        |
|                      |            |                      |                                     |              | <b>Total</b> | <b>\$ 86,019.92</b> |

| Budgeted Capital Improvement Projects |                              |    |            |
|---------------------------------------|------------------------------|----|------------|
| 1                                     | Texas Parks & Wildlife Match | \$ | 167,000.00 |
| Total                                 |                              | \$ | 167,000.00 |

| Remaining Bond Payments |                                  |    |   |
|-------------------------|----------------------------------|----|---|
| 1                       | FY 22/23 Remaining Bond Payments | \$ | - |
|                         | Total                            | \$ | - |

\*1 This amount represents the negative fund balance in Fund 210 to be reimbursed by Fund 504. This amount includes Engineering for Breakwater for \$40,000, and CDBG- MIT application of \$30,400 that has been fully paid. We received reimbursement of \$120,000 for the EDA Grant on 04/25/2023 which reduced the negative fund balance in Fund 210.

\* This report does not conform to GAAP and is unaudited.

# COMMUNICATION

SUBJECT: RECEIVE STATUS REPORTS

---

## INFORMATION:

- a) Renovations to Nautical Landings Marina Breakwater - Presenter Jody Weaver
- b) CDBG-MIT Coastal Resilience Project / Restore Project - Presenter Jody Weaver
- c) Discuss property values and evaluations - Presenter Jody Weaver

---

**CITY OF PORT LAVACA**

---

**PORT COMMISSION MEETING:** May 16, 2023

**DATE:** 5.16.2023  
**TO:** PORT COMMISSION  
**CC:** JIM RUDELLAT, HARBOR MASTER  
**FROM:** JODY WEAVER, INTERIM CITY MANAGER  
**SUBJECT:** TPWL – Breakwater Renovations

---

THC clearance has been uploaded.

TxDOT is asking for TDLR clearance letter. Matt is trying to determine what to do with this as there are no pedestrian facilities with this project. He has asked Tim Westphal (Registered Accessibility Specialist) for a letter confirming that.

NEPA - We received approval on the Section 7 on Friday (this is the approval we've been waiting some time on).

Tribal - TPWD takes care of that when everything else is submitted.

Once we get something to them regarding the TDLR clearance, we are hopeful that the project will be released for bidding soon.

# Monthly Progress Report

Reporting Period: Mar & Apr 2023

## Project Information

|                               |   |
|-------------------------------|---|
| Project Name                  | Port Lavaca Living Shoreline Breakwater |
| City Resolution               | R-050922-5                              |
| CDBG-MIT Contract             | 20-087-001-D226                         |
| City PM                       | Jody Weaver                             |
| Mott MacDonald PM             | Josh Carter                             |
| Mott MacDonald Project Number | 507107066                               |
| Date                          | 05/10/2023                              |

## Project Milestones

| Milestone Description                                       | Date<br>(Actual=A) | Notes  |
|---|--------------------|--|
| <b>Task 1: Project Kickoff</b>                              |                    |  |
| Project Kickoff Meeting                                     | 6/8/2022 (A)       |  |
| Memorandum of Project Understanding                         | 6/21/2022 (A)      |  |
| <b>Task 2: Data Collection and Analysis</b>                 |                    |  |
| Collect available coastal processes data                    | 7/29/2022 (A)      |  |
| Collect USACE historical survey data                        |                    | Not yet started  |
| Collect new bathymetric and topographic data                | 8/3/2022 (A)       | New data collection complete   |
| Collect new geotechnical data                               | 6/30/2023          | Scoped; pending subcontract execution                                |
| Collect new cultural resources data                         | 6/30/2023          | Scoped; pending subcontract execution                                |
| Collect new habitat data                                    | 6/30/2023          | Scoped; pending subcontract execution                                |
| Technical memorandum on data collection                     | 4/7/2023           | Draft Complete   |
| <b>Task 3: Coastal Analysis, Alts Development, Alt Eval</b> |                    |  |
| Coastal Engineering Analysis                                | 11/4/2022 (A)      | Via presentation 11/4/2022   |
| Alternatives Development                                    | 11/4/2022 (A)      | Via presentation 11/4/2022   |
| Meeting on Alternatives Development                         | 11/4/2022 (A)      | Completed in person on 11/4/2022                                     |
| Alternatives Evaluation                                     | 2/20/2023 (A)      | Delayed due to computational time                                    |
| Meeting on Alternatives Evaluation                          | 2/22/2023 (A)      | Delayed waiting on computation                                       |
| Tech Memo on CEA and Alts Analysis                          | 7/13/2023          | Draft complete; in review. Plan to combine with prelim design report |
| <b>Task 4: Preliminary Design</b>                           |                    |  |
| Prelim design: 30% plans, cost, report                      | 7/13/2023          | Draft complete. Pending adjustments from surveys                     |
| <b>Task 5: Regulatory Compliance</b>                        |                    |  |
| Prepare application and permit plans                        | 7/27/23            | Delivery date updated to reflect new habitat and CR survey schedule  |
| <b>USACE Regulatory Permitting</b>                          |                    |  |
| USACE pre-application meeting                               | 8/10/2023          | In development   |

This document is issued for the party which commissioned it and for specific purposes connected with the above-captioned project only. It should not be relied upon by any other party or used for any other purpose.

We accept no responsibility for the consequences of this document being relied upon by any other party, or being used for any other purpose, or containing any error or omission which is due to an error or omission in data supplied to us by other parties.

This document contains confidential information and proprietary intellectual property. It should not be shown to other parties without consent from us and from the party which commissioned it.

| Milestone Description  | Date<br>(Actual=A) | Notes   |
|--|--------------------|---|
| Submit USACE Permit Application                              | 9/7/2023           |   |
| Issuance of USACE Permit                                     | 4/18/2024          | Assuming 9 months to issue permit                                       |
| <b>TXGLO Coastal Lease</b>                                   |                    |   |
| Submit coastal lease application to GLO                      | 2/1/2023           | Will time this to wait until we know USACE is preparing approved permit |
| <b>Task 6: Engineering Design</b>                            |                    |   |
| Submit 70% Design  | 10/12/2023         |   |
| Submit 95% Design  | 12/21/2023         |   |
| Develop for proposal package                                 | 5/16/2024          | Set to 1 month after receipt of permit                                  |
| <b>Task 7: Construction Proposal Solicitation Assistance</b> |                    |   |
| Out to bid   | 7/2024             |   |
| Issue Construction NTP                                       | 10/2024            |   |

## Project Budget

| Budget Summary  | % Complete by<br>Budget | notes   |
|---|-------------------------|---|
| Task 1: Develop Project Understanding                 | 100%                    |   |
| Task 2: Data Collection and Analysis                  | 80% Mott / 11% by sub   | Only bathy survey has been conducted to date.     |
| Task 3: Coastal Analysis, Alts Development, Alts Eval | 100%                    | Work ongoing                                      |
| Task 4: Preliminary Design                            | 90%                     | Work nearing completion                           |
| Task 5: Regulatory Compliance                         | 5%                      | Initiation coordination on habitat and CR surveys |
| Task 6: Final Design                                  | 0%                      |   |
| Task 7: Bidding Phase Services                        | 0%                      |   |
| Task 8: Engineering Services during Construction      | 0%                      |   |
| Task 9: Project Management                            | 18%                     |   |
| <b>Overall</b>  | <b>26%</b>              |   |

## Activities Performed This Period

|   |
|---|
| <b>Activity Summary</b>   |
| <b>Task 1: Project Kickoff</b>  |
| <ul style="list-style-type: none"> <li>Task Completed</li> </ul>  |
| <b>Task 2: Existing and New Data Collection</b>   |
| <ul style="list-style-type: none"> <li>Bathy and magnetometer survey completed 8/3/2022; deliverable received 8/9/2022. Survey deliverable submitted</li> <li>Ongoing: USACE coordination on historical dredging data of Port Lavaca Channel and other information on Matagorda Channel deepening. USACE slow to respond. Note this is not impacting project schedule</li> <li>Other new data collection – geotechnical, habitat surveys, cultural resources surveys: have scopes for all work; contracting underway with subcontractors</li> </ul> |
| <b>Task 3: Coastal Analysis, Alts Development, Alts Evaluation</b>  |
| <ul style="list-style-type: none"> <li>Coastal data processing and analysis is complete</li> <li>Coastal modeling of site is complete                             <ul style="list-style-type: none"> <li>Storm surge model is set up for existing conditions; runs complete.</li> </ul> </li> </ul>   |



### Activity Summary

---

- Local wave model is set up for existing conditions; runs for existing conditions complete.
  - Modeling of flushing of harbor for existing and w/ project conditions complete.
- Alternatives development
  - Completed development of alternatives for evaluation.
  - Modeling of proposed alternatives are complete
    - Wave transmission through artificial reefs
    - Typical wave conditions
    - Storm wave conditions
    - Flushing of alternatives
  - Developed and evaluated breakwater modifications based on initial evaluation for improvements to water quality (flushing) and wave protection; work complete.
- Reporting
  - Conducted meeting on CEA and alternatives development with the City and KSBR on 11/4/2022
  - Completed drafting of CEA and Alternatives Development and Evaluation memo. In review; anticipate delivery 3/10/2022
  - Conducted meeting on Alternatives Analysis with the City and KSBR on 2/22/2023

---

#### Task 4: Preliminary Design

- Progressed 30% plan sheet. Major components of design complete; currently refining and editing. Need input from City and results of resource surveys to finalize.
- Completed developing preliminary geometric design of structures

---

#### Task 5: Regulatory Compliance

- Scoped habitat survey and cultural resources survey and survey layout
- Initiated permit application development

---

#### Task 6: Final Design

- Not yet started

---

#### Task 7: Bidding Phase Services

- Not yet started

---

#### Task 8: Construction Proposal Solicitation Assistance

- Not yet started

---

#### Task 9: Project Management

- Ongoing internal project management e.g. scheduling, invoicing, resourcing, etc.
- 

### Anticipated Effort Next Period

- Initiate habitat, cultural resources, and geotechnical investigations to start.
- Need to coordinate construction access and possible staging and stockpile areas with City (planned to initiate discussion 5/12/22)
- Proceed with development of 30% design plans; preliminary design documentation.
- Note in budget: After data collection and 30% design is complete, we will be nearing the end of our first draw of funding. I would like to initiate discussions with City and KSBR on how to start monthly invoicing against second milestone draw (Final Design).


### Outstanding Items

- USACE has not responded to coordination requests. Mott will continue outreach. Note this is not slowing project progress



Please do not hesitate to contact me if you have any questions or comments.

Sincerely,

A handwritten signature in black ink, appearing to read 'Josh Carter', with a stylized flourish at the end.

Josh Carter, PE, D. CE

Project Manager; Office: 504-383-9785; Email: [Joshua.carter@mottmac.com](mailto:Joshua.carter@mottmac.com)

# COMMUNICATION

**SUBJECT:** RECEIVE HARBOR MASTER'S OPERATIONS,  
PROMOTION/DEVELOPMENT ACTIVITY REPORT

---

## **INFORMATION:**

- a) City Harbor
- b) Nautical Landings Building
- c) Nautical Landings Marina
- d) Smith Harbor
- e) Harbor of Refuge

**A) City Harbor**

- 1) Miller Seafood lease, will need letter by end May to exercise second option.
- 2) Big Bear lease up 30 June 2023.
- 3) Track 9 & 9A.
- 4) Track 7, 8 & 11
- 5) 31 March 2023 put disposable oil boom out at city harbor storm drain.

Getting pricing for CCTV Inspection for City Harbor storm drain.

**B) Nautical Landings Building**

- 1) 2/16/23 Barefoot Construction commenced work.

**C) Nautical Landings Marina**

- 1) Matt Estes City Attorney awaiting probate, boat sank Tuesday May 9, 2023 at night.
- 2) Abandon boat,
- 3) Horizon Environmental has been onsite 17 times since last PC meeting.

**D) Smith Harbor**

- 1) Dredge spoils getting cost to shape up piles, Barefoot Construction to commence work when dries up.

**E) Harbor of Refuge**

- 1) LCI has been hauling fill material & stockpiling.
- 2) Encore Dredging cleaning moving equipment to track 11.
- 3) Clean up trash on track 3, Monday 8 May, 2023 Barefoot Construction completed.
- 4) Rail Spur repair Diamond K will be onsite to commence work 15 May 2023, drain pipes under rail.
- 5) Aerial spraying

## COMMUNICATION

**SUBJECT:** New Lease Agreement for City Harbor Tract # SLIP CH1 with adjacent land to Big Bear Shrimp and Seafood, LLC. - Presenter Jody Weaver

---

## INFORMATION:

---

## CITY OF PORT LAVACA

---

**PORT COMMISSION MEETING:** May 16, 2023

**DATE:** 5.15.2023

**TO:** PORT COMMISSION

**CC:** JIM RUDELLAT, HARBOR MASTER

**FROM:** JODY WEAVER, INTERIM CITY MANAGER

**SUBJECT:** **DRAFT Lease for Tract Slip CH1 and adjacent land**

---

Following our consideration of this lease at last month's meeting, Jim gathered the below cited commercial/shrimp boat rent amounts in our region:

Seadrift: \$2.50/LF/month

Matagorda: \$3.00/LF/month (they lease to commercial boats, but not shrimp boats)

Palacios: \$4.00/LF/month

Rockport: \$185.00/month for the 1<sup>st</sup> 25 LF and \$5.00/LF/month beyond 25 ft.

Note: These rates include access to the boat slips from land.

I did speak with Mr. Jander and he confirmed that the \$0.22 per sf of land average for the tracts that Miller's is currently leasing takes into account the adjoining boat slips. In other words, we would not be charging additional for the boat slips along these tracts.

He did acknowledge that there is some value in the 923 sf land that is included in this boat slip lease to Big Bear in addition to just access, so agreed that assigning some value to it in addition to the lease amount for the boat slip itself would be justified.

My suggestion is as follows:

- Establish the monthly commercial/shrimp boat rate for a single boat slip to be \$175.00 for the 1<sup>st</sup> 25 ft and \$5.00 for each foot thereafter, which provides a monthly rent of \$300 for a 50 ft slip. This is consistent I believe in what we've done in the past, although we've offered a discount to \$250/slip when there is two or more slips involved (example Poor Boy).
- Then add a rate of \$0.11/sf to the 923 sf of land which is 50% of the \$0.22/sf of the Miller's tract which includes the adjacent boat slips.  $\$0.11 \times 923 = \$101.53$

So, the monthly rent would be \$401.53/month. This is an 11% increase over his current rate of \$361.12/month.

Mark and Terri Deitzel are good with this \$401.53/month and request a 2-year lease. They didn't specify a preference for the annual MCI increase - either a straight MCI or with a minimum/max rate established.



