

**Sinclair Water Authority**  
126 Cay Drive Milledgeville, GA 31061  
Phone (706) 485-8993 Fax (706) 485-8994

**Agenda**  
**Monday, May 8, 2023 ◊ 5:00 PM**  
*Sinclair Water Plant*

**Opening**

1. Call to Order
2. Public Participation

**Minutes**

- [3.](#) Approval of Minutes - March 13, 2023 Regular Meeting

**Reports I**

- [4.](#) Operations Report presented by ESG, Inc.

**New Business**

- [5.](#) Discussion/Approval of new chlorine analyzers
6. Capital Program Update
- [7.](#) Discussion regarding SWA legal representation
8. Discussion/Approval for a vendor to complete the 2022 financial audit

**Old Business**

None

**Reports II**


9. Plant Production Reports
- [10.](#) Financial Reports

**Closing**

11. Next Meeting - July 10, 2023
12. Adjournment

**File Attachments for Item:**

3. Approval of Minutes - March 13, 2023 Regular Meeting



**Sinclair Water Authority**  
126 Cay Drive Milledgeville, GA 31061  
Phone (706) 485-8993 Fax (706) 485-8994

**Minutes**  
**Monday, March 13, 2023 ◊ 5:00 PM**  
Sinclair Water Plant

The Sinclair Water Authority met on Monday, March 13, 2023 at approximately 5:00 PM at the Sinclair Water Plant, 126 Cay Drive, Milledgeville, Georgia.

*PRESENT*

- Chairman Robert Brown
- Member Sammy Hall
- Member Tommy Jefferson
- Member Ed Walker
- Member Jeff Wooten

*STAFF PRESENT*

- Plant Manager Clay Stuart
- Clerk Lynn Butterworth

*OTHERS PRESENT*

- ESG Operations Project Manager Brice Doolittle
- Anthony Shinn, SWA

**Opening**

1. Call to Order  
Chairman Brown called the meeting to order at approximately 5:00 p.m.  
(Copy of agenda made a part of the minutes.)

2. Public Participation  
None

**Minutes**

3. Approval of Minutes - January 9, 2023 Regular Meeting  
Member Wooten pointed out one item for correction: under members present, change Billy Webster to Jeff Wooten.

**Motion to approve the January 9, 2023 Regular Meeting Minutes with above correction.  
Motion made by Member Walker, Seconded by Member Jefferson.**

**Voting Yea: Chairman Brown, Member Hall, Member Jefferson, Member Walker,  
Member Wooten**

Draft Minutes	Page 1 of 3	
March 13, 2023		

**Reports I**

4. Operations Report presented by ESG, Inc.

Project Manager Brice Doolittle gave the operations report:

- Maintenance
- Flocculation - VFD
- Membrane Filters
  - Installation of new membranes in Trane #2 has been scheduled for April 2023
  - Several leaking header couplings were repaired or replaced
  - Two leaking airlines were repaired

(Copy of detailed report made a part of the minutes.)

**New Business**

5. Introduction of newly promoted Plant Manager (Clay Stuart)

Project Manager Doolittle advised that James Cupo took another ESG position in Forsyth to be closer to his family and introduced new Plant Manager, Clay Stuart. Clay has been with SWA 2019. He further advised that there are two operators in training, working on getting their licenses.

6. Capital Program Update

Project Manager Doolittle reviewed the quarterly breakdown of improvement schedule and advised that columns had been added for budget and amount spent so far. He also advised that the SCADA upgrade is taking longer than anticipated and basin drains will be put out for bid. No action taken.

(Copy of chart made a part of the minutes.)

7. Signatory approval for Commissioner Jeff Wooten

Motion to add Member Wooten as a signatory on the checking account.

**Motion made by Member Hall, Seconded by Member Jefferson.**

**Voting Yea: Chairman Brown, Member Hall, Member Jefferson, Member Walker, Member Wooten**

**Old Business**

None

**Reports II**

8. Plant Production Reports

Plant Production reports are in the meeting package to review. No action was taken.

9. Financial Reports

Financial Reports are in the meeting package to review. No action was taken.

**Closing**

10. Next Meeting - May 8, 2023

The next meeting is scheduled for May 8, 2023.

Draft Minutes	Page 2 of 3	
March 13, 2023		

11. Adjournment

Member Jefferson bragged on the preventative maintenance program and thanked Project Manager Doolittle for the updates he is providing.

**Motion to adjourn the meeting.**

**Motion made by Member Jefferson, Seconded by Member Walker.**

**Voting Yea: Chairman Brown, Member Hall, Member Jefferson, Member Walker, Member Wooten**

Meeting adjourned at approximately 5:31 p.m.

ATTEST:

Lynn Butterworth  
Clerk

Robert Brown  
Chairman

Draft Minutes	Page 3 of 3	
March 13, 2023		

**File Attachments for Item:**

4. Operations Report presented by ESG, Inc.



Sinclair Water Authority

# SWA BOARD MEETING

May 8, 2023



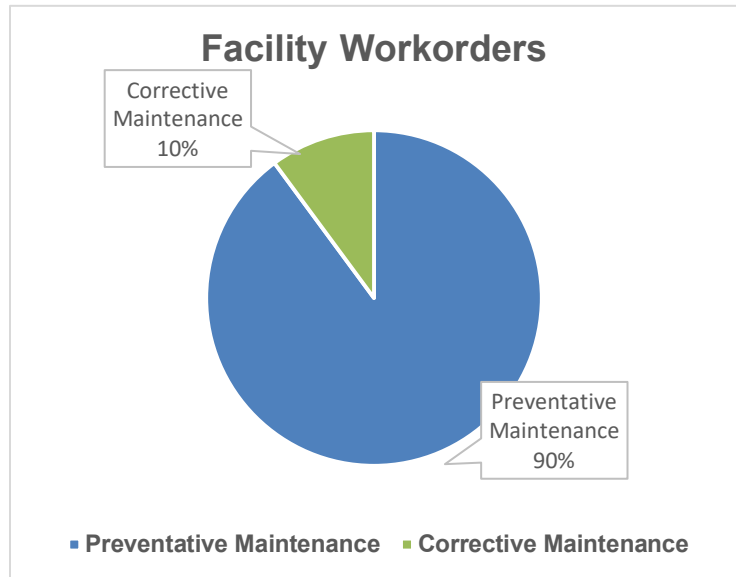
*ESG management and staff are pleased to present this update to the Sinclair Water Authority Board of Directors covering operations and maintenance activities for the prior month. It is our privilege to serve our community with high-quality services and support the citizens of Baldwin and Putnam Counties*

**EXECUTIVE SUMMARY**

During the last reporting period, a full replacement of the membranes in train #2 was completed. The VFD on permeate pump #4 began to overheat due to the failure of the fan on the exterior of the control cabinet. Plant staff replaced the fan and pump #4 is now functioning normally. Finally, the raw water totalizer control display ceased outputting to the SCADA system. The controller was rebuilt and a spare unit was ordered.

**MAINTENANCE**

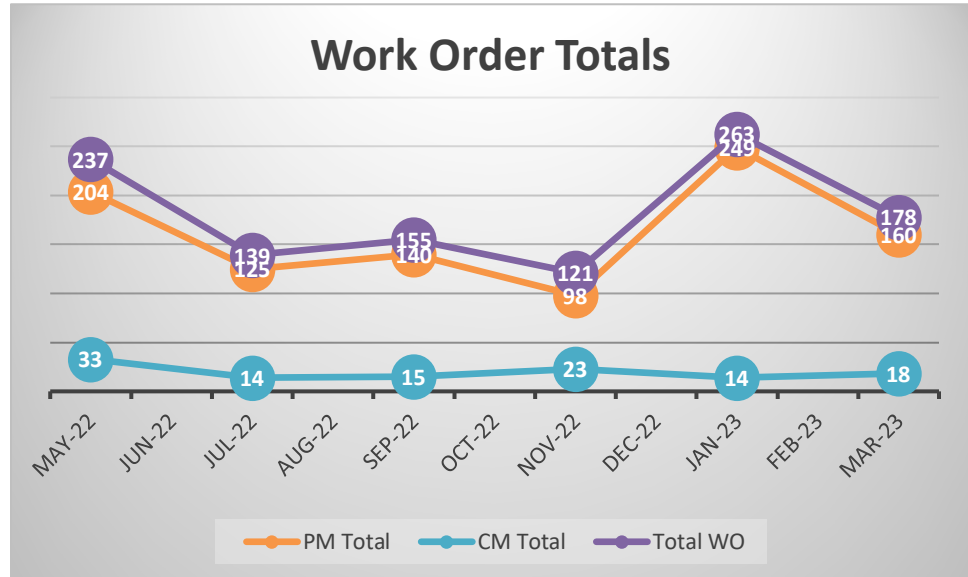
ESG-operated projects utilize an asset management software, PSD, for tracking the life cycle costs of client-owned assets. All physical assets managed by ESG at the SWA project are entered into the software and preventative maintenance schedules are created where appropriate. These schedules auto-generate preventative maintenance work orders (PMs) to help us focus our maintenance efforts to extend the life cycle of SWAs’ assets. Since the last board meeting, SWA staff completed **160** preventative work orders and completed **18** corrective maintenance work orders.



The graph to the right represents a summary of all work orders completed since **March 2022**.



The graph to the right represents a summary of all works orders completed since March 2022.



**OPERATIONS**

The ESG team has continued to work towards identifying and addressing all issues within the plant, as well as finding ways to optimize each part of the treatment process. Several corrective actions and plant improvements have been completed or are currently in progress.

**Raw Water Intake**

- Due to significant amounts of rainfall, chemicals were fed at a much higher rate.
- Grounding rods were installed at raw water vault, in an effort to reduce damage from power surges.



**Flocculation / Sedimentation Basins**

- Sedimentation Basins 1 and 2 were both drained and cleaned. Lower manganese levels and reduced sludge production have allowed us to extend the time between cleans.



- A significant reduction has been made in the amount of alum fed. This will reduce chemical costs, sludge production, and should improve membrane performance.
- Flocculation motor speeds have been decreased, this should help in shearing of the flock and better settling capabilities.

**Membrane Filters**

- Installation of new membranes was completed on April 17<sup>th</sup>.



- Several leaking header couplings were repaired or replaced.
- Membrane repairs are scheduled for May 10<sup>th</sup> and 11<sup>th</sup>.
- Due to higher temperature and stable water characteristics, membrane cleaning schedule has been reduced. This will allow for less chemical usage and more savings.



### Chemical Feed / CIP System

- Repairs were made to the sodium hypochlorite pump. Check valves were stopped up and needed to be cleaned.
- As temperatures increase, chlorine set points will be increased to ensure demand is met in the distribution system.
- A leaking bleach line has caused a leaking valve on the CIP skid. Bleach line was repaired, leaking valve scheduled to be replaced.

### Clearwell / High Service

- High service and pre-clearwell Chlorine analyzers are still giving us problems, as they are reaching the end of their lifespan.
- Quarterly PM's were completed on our high service pumps.

### Lagoons

- Two decanter pumps were installed to start the drying process of lagoon #2.



- We still have several loads of Alum sludge to be hauled off.

### Fleet

- A full oil change and fluids swap was completed, in-house, on the Polaris Ranger.

**Projects for the coming months:**

- Replacement of CIP discharge valve
- Dewatering sludge lagoon #2
- Equipment repairs- CIP piping, membranes, valves, probes, meters.
- New employee training and certifications
- Installation of drain valves in sedimentation basins.

**File Attachments for Item:**

5. Discussion/Approval of new chlorine analyzers



**QUOT** 14

# QOT-951

04/17/2023

**Expires on 05/17/2023**  
**At 30 days**

## Hydrocal LLC

5885 Cumming Hwy Ste. 108 - 221

Sugar Hill GA 30518

Email : alonzo@hydrocal.us

Phone : 678-595-9516

Website : www.hydrocal.us

### Billing address

#### **ESG-Sinclair Water Authority**

126 Cay Drive

Milledgeville GA 31061

### Shipping address

#### **ESG-Sinclair Water Authority**

126 Cay Drive

Milledgeville GA 31061

Item name & description	Tax	Qty.	Unit price	Amount
<b>HA2 - Chlorine Analyzer HydroAct Chlorine Analyzer</b> HydroAct + One Cl Probe (Free or Total) + Dual Flow Cell, Electrolyte, Membrane, Includes tow Sensor Input, two 4-20 mA		3	\$5,140.00 /piece	\$15,420.00
<b>17605 pH2</b> pH2 with Temp (for potable water, non-submersible, includes 10 ft cable)		3	\$1,100.00 /piece	\$3,300.00
<b>Subtotal</b>				<b>\$18,720.00</b>
Example of Sales Tax (\$0.00 @ 0%)				\$0.00
<b>Total</b>				<b>\$18,720.00</b>

### Payment Information

Shipping Costs TBA



**WATER &  
WASTEWATER  
SPECIALISTS**

**CL2 Solutions LLC.**

2020 Heartland Cir.  
Valrico, FL. 33594  
(813) 629-2720  
jason@cl2solutions.com

**PREPARED FOR:**

ESG Operations, Inc. / Sinclair  
Water  
126 Cay Drive  
Milledgeville, GA. 31061

**Quote**

Date	Quote #
3/30/2023	1479

Qty	Item	Description	Unit Cost	Total
		ATTN: Brice Doolittle RE: Halogen Free Chlorine System / YSI pH Systems		
2	HALOGEN - Side Stream 120VAC	HALOGEN - HaloMP5 - Side Stream or Immersion Free Chlorine Continuous Monitoring System - Measures & Display (5) Parameters Simultaneously - Free CL2, pH, ORP, Conductivity, & Temperature - System is equipped with (4) 4...20mA or MODBUS RTU. Other communication protocols are available upon request. - 120VAC operation - DryGLAS™ technology ensures robust operation even if the line or sensor goes totally dry. - SensiCLENETM self-cleaning system reduces maintenance through an always-on cleaning method. - NO membranes, reagents, or electrolyte	4,900.00	9,800.00
2	472110Y	System 282, IQ SensorNet Controller, operate up to 2 sensors, 3 current output, 3 relays, 100-240 VAC, 1 IQ SensorNet connection	2,087.00	4,174.00
2	109295Y	IQ Sun Shield, Plastic, for 2020 & 282 module mounting, also used for mounting air cleaning box.	150.00	300.00
2	109170Y	pH or ORP probe w/ Amplifier, IQ probe. Requires pH or ORP electrode.	840.00	1,680.00
2	109119Y	pH electrode with built in reference for SensoLyt 690/700, SensoLyt 700 IQ, 2-12 pH *DWA electrode is designed for Drinking Water applications.*	357.00	714.00
2	480042Y	Sensor Connection cable, IQ, 7 m, 22.9 ft	150.00	300.00
2	203 753USY	2-inch PVC Pipe Mounting Ass'y, All On-Line Sensors	323.00	646.00
2	203777Y	Adaptor, use with 203 751Y, 203 753(US)Y, 203 755Y (All IQ sensors except UV/VIS, UV and FDO)	187.00	374.00

THERE WILL BE A 3.5% CHARGE ADDED FOR ALL CREDIT CARD PURCHASES

We look forward to working with you!

**Total**



**WATER &  
WASTEWATER  
SPECIALISTS**

**CL2 Solutions LLC.**

2020 Heartland Cir.  
Valrico, FL. 33594  
(813) 629-2720  
jason@cl2solutions.com

**PREPARED FOR:**

ESG Operations, Inc. / Sinclair  
Water  
126 Cay Drive  
Milledgeville, GA. 31061

**TERMS & CONDITIONS:**

- 1) Quote is valid for 60 days, unless noted otherwise.
- 2) Payment Terms are 100% Prepayment or Net 30 with approved credit unless otherwise approved
- 3) Reference Quote number on Purchase Order when submitted.
- 4) Cancellation and change fees may apply for certain requests.
- 5) Amounts are in USD
- 6) Freight Terms: Purchaser must specify a shipping method and provide account number unless other freight terms have been negotiated. Costs not included unless stated.
- 7) Sales Tax not included in proposal, unless stated.
- Your purchase order is acceptance of these terms without exception.
- 8) A flat \$150.00 fee will be assessed on orders requiring Certificate of Conformity or MTRs  
(additional fees may apply for additional documentation required)

**Quote**

Date	Quote #
3/30/2023	1479

Qty	Item	Description	Unit Cost	Total
	ISC	Installation / Start-up / Commissioning	2,500.00	2,500.00
	Freight / Shipping	Freight / Shipping - Ground	275.00	275.00

THERE WILL BE A 3.5% CHARGE ADDED FOR ALL CREDIT CARD PURCHASES

We look forward to working with you!

**Total**

\$20,763.00



**File Attachments for Item:**

7. Discussion regarding SWA legal representation

May 3, 2023

**via e-mail (bdoolittle@esginc.net) only**

Brice Doolittle  
Project Manager  
Sinclair Water Authority c/o ESG Operations, Inc.  
126 Cay Drive  
Milledgeville, GA 31061


Re: Sinclair Water Authority

Dear Brice:

Please allow this letter to confirm our willingness to continue representing Sinclair Water Authority. Even though I have only had a few matters for the Authority, I have thoroughly enjoyed representing it and the fine members of the Board since 2017. Since my representation began, however, our rates have increased due to inflationary factors. Our current hourly rates are as follows: \$250.00 (Partners); \$225.00 (Associates); and \$115.00 (Paralegals). We will charge for all of our time expended on Authority matters, including any travel, which presumably would be to and from the Authority’s office north of Milledgeville, if necessary. We also charge our actual costs for any expenses, which for the Authority, I believe will be minimal.

If you have any questions, or if you need any specific assistance with anything, please let me know. Otherwise, I look forward to working with you.

Very Truly Yours,



Christian G. Henry

CGH/cjb

ATHENS, GA

**File Attachments for Item:**

10. Financial Reports

**Sinclair Water Authority**  
**Profit & Loss**  
 January through April 2023

	<u>Jan 23</u>	<u>Feb 23</u>	<u>Mar 23</u>	<u>Apr 23</u>
<b>Ordinary Income/Expense</b>				
<b>Income</b>				
<b>34.4200 · Water sales</b>				
34.4210 · Water sales - Baldwin	106,270.77	106,270.77	106,270.77	106,270.77
34.4220 · Water sales - Putnam	86,948.81	86,948.81	86,948.81	86,948.81
<b>Total 34.4200 · Water sales</b>	<u>193,219.58</u>	<u>193,219.58</u>	<u>193,219.58</u>	<u>193,219.58</u>
36.1000 · Interest Earned	269.90	209.55	266.32	215.18
<b>Total Income</b>	<u>193,489.48</u>	<u>193,429.13</u>	<u>193,485.90</u>	<u>193,434.76</u>
<b>Gross Profit</b>	193,489.48	193,429.13	193,485.90	193,434.76
<b>Expense</b>				
<b>52 · Services</b>				
<b>52.1000 · Professional &amp; technical</b>				
52.1200 · Professional services				
52.1230 · Operations Management	96,679.33	105,402.24	155,996.73	96,179.33
<b>Total 52.1200 · Professional services</b>	<u>96,679.33</u>	<u>105,402.24</u>	<u>155,996.73</u>	<u>96,179.33</u>
52.1300 · Technical services				
52.1320 · Computer Services	199.00	199.00	199.00	199.00
<b>Total 52.1300 · Technical services</b>	<u>199.00</u>	<u>199.00</u>	<u>199.00</u>	<u>199.00</u>
<b>Total 52.1000 · Professional &amp; technical</b>	<u>96,878.33</u>	<u>105,601.24</u>	<u>156,195.73</u>	<u>96,378.33</u>
<b>52.3000 · Other services</b>				
52.3200 · Telephone (communications)	337.86	237.79	338.86	338.02
52.3600 · Dues and fees	0.00	0.00	0.00	35.00
52.3850 · Contract Labor	525.00	0.00	0.00	0.00
<b>Total 52.3000 · Other services</b>	<u>862.86</u>	<u>237.79</u>	<u>338.86</u>	<u>373.02</u>
<b>Total 52 · Services</b>	<u>97,741.19</u>	<u>105,839.03</u>	<u>156,534.59</u>	<u>96,751.35</u>
<b>53 · Supplies</b>				
53.1200 · Utilities / Energy	20,674.41	14,694.96	12,827.93	10,512.56
<b>Total 53 · Supplies</b>	<u>20,674.41</u>	<u>14,694.96</u>	<u>12,827.93</u>	<u>10,512.56</u>
66700 · Professional Fees	35.00	0.00	0.00	0.00
<b>Total Expense</b>	<u>118,450.60</u>	<u>120,533.99</u>	<u>169,362.52</u>	<u>107,263.91</u>
<b>Net Ordinary Income</b>	75,038.88	72,895.14	24,123.38	86,170.85
<b>Other Income/Expense</b>				
<b>Other Expense</b>				
<b>56 · Depreciation &amp; amortization</b>				
56.1000 · Depreciation Expense	56,237.56	56,237.56	56,237.56	56,237.56
<b>Total 56 · Depreciation &amp; amortization</b>	<u>56,237.56</u>	<u>56,237.56</u>	<u>56,237.56</u>	<u>56,237.56</u>
<b>58 · Debt service</b>				
58.2310 · GEFA Loan #1 Interest Expense	154.85	154.85	154.85	154.85
58.2320 · GEFA Loan #2 Interest Expense	1,555.63	1,555.63	1,555.63	1,555.63
<b>Total 58 · Debt service</b>	<u>1,710.48</u>	<u>1,710.48</u>	<u>1,710.48</u>	<u>1,710.48</u>
<b>Total Other Expense</b>	<u>57,948.04</u>	<u>57,948.04</u>	<u>57,948.04</u>	<u>57,948.04</u>
<b>Net Other Income</b>	<u>-57,948.04</u>	<u>-57,948.04</u>	<u>-57,948.04</u>	<u>-57,948.04</u>
<b>Net Income</b>	<u><u>17,090.84</u></u>	<u><u>14,947.10</u></u>	<u><u>-33,824.66</u></u>	<u><u>28,222.81</u></u>

**Sinclair Water Authority**  
**Profit & Loss**  
**January through April 2023**

**2:29 PM**  
**05/05/2023**  
**Accrual Basis**  
**TOTAL**

<b>Ordinary Income/Expense</b>	
<b>Income</b>	
<b>34.4200 · Water sales</b>	
34.4210 · Water sales - Baldwin	425,083.08
34.4220 · Water sales - Putnam	347,795.24
<b>Total 34.4200 · Water sales</b>	<u>772,878.32</u>
36.1000 · Interest Earned	960.95
<b>Total Income</b>	<u>773,839.27</u>
<b>Gross Profit</b>	773,839.27
<b>Expense</b>	
<b>52 · Services</b>	
<b>52.1000 · Professional &amp; technical</b>	
52.1200 · Professional services	
52.1230 · Operations Management	454,257.63
<b>Total 52.1200 · Professional services</b>	<u>454,257.63</u>
52.1300 · Technical services	
52.1320 · Computer Services	796.00
<b>Total 52.1300 · Technical services</b>	<u>796.00</u>
<b>Total 52.1000 · Professional &amp; technical</b>	455,053.63
<b>52.3000 · Other services</b>	
52.3200 · Telephone (communications)	1,252.53
52.3600 · Dues and fees	35.00
52.3850 · Contract Labor	525.00
<b>Total 52.3000 · Other services</b>	<u>1,812.53</u>
<b>Total 52 · Services</b>	456,866.16
<b>53 · Supplies</b>	
53.1200 · Utilities / Energy	58,709.86
<b>Total 53 · Supplies</b>	<u>58,709.86</u>
66700 · Professional Fees	35.00
<b>Total Expense</b>	<u>515,611.02</u>
<b>Net Ordinary Income</b>	258,228.25
<b>Other Income/Expense</b>	
<b>Other Expense</b>	
<b>56 · Depreciation &amp; amortization</b>	
56.1000 · Depreciation Expense	224,950.24
<b>Total 56 · Depreciation &amp; amortization</b>	<u>224,950.24</u>
<b>58 · Debt service</b>	
58.2310 · GEFA Loan #1 Interest Expense	619.40
58.2320 · GEFA Loan #2 Interest Expense	6,222.52
<b>Total 58 · Debt service</b>	<u>6,841.92</u>
<b>Total Other Expense</b>	<u>231,792.16</u>
<b>Net Other Income</b>	-231,792.16
<b>Net Income</b>	<u><u>26,436.09</u></u>

**Sinclair Water Authority**  
**Profit & Loss Budget vs. Actual**  
 January through April 2023

	<u>Jan 23</u>	<u>Budget</u>	<u>\$ Over Budget</u>	<u>% of Budget</u>	<u>Feb 23</u>	<u>Budget</u>	<u>\$ Over Budget</u>
Ordinary Income/Expense							
Income							
34.4200 · Water sales							
34.4210 · Water sales - Baldwin	106,270.77	106,270.77	0.00	100.0%	106,270.77	106,270.77	0.00
34.4220 · Water sales - Putnam	86,948.81	86,948.81	0.00	100.0%	86,948.81	86,948.81	0.00
Total 34.4200 · Water sales	193,219.58	193,219.58	0.00	100.0%	193,219.58	193,219.58	0.00
36.1000 · Interest Earned	269.90				209.55		
Total Income	193,489.48	193,219.58	269.90	100.14%	193,429.13	193,219.58	209.55
Gross Profit	193,489.48	193,219.58	269.90	100.14%	193,429.13	193,219.58	209.55
Expense							
51 · Pers Serv & Benefits							
51.2000 · Employee Benefits							
51.2400 · Retirement Plan Base Contr	0.00	541.67	-541.67	0.0%	0.00	541.67	-541.67
Total 51.2000 · Employee Benefits	0.00	541.67	-541.67	0.0%	0.00	541.67	-541.67
Total 51 · Pers Serv & Benefits	0.00	541.67	-541.67	0.0%	0.00	541.67	-541.67
52 · Services							
52.1000 · Professional & technical							
52.1200 · Professional services							
52.1210 · Legal Fees	0.00	83.34	-83.34	0.0%	0.00	83.33	-83.33
52.1220 · Accounting Services	0.00	1,875.00	-1,875.00	0.0%	0.00	1,875.00	-1,875.00
52.1230 · Operations Management	96,679.33	57,346.00	39,333.33	168.59%	105,402.24	57,346.00	48,056.24
Total 52.1200 · Professional services	96,679.33	59,304.34	37,374.99	163.02%	105,402.24	59,304.33	46,097.91
52.1300 · Technical services							
52.1305 · Garbage Disposal	0.00	118.75	-118.75	0.0%	0.00	118.75	-118.75
52.1310 · Engineering	0.00	250.00	-250.00	0.0%	0.00	250.00	-250.00
52.1320 · Computer Services	199.00	531.50	-332.50	37.44%	199.00	531.50	-332.50
Total 52.1300 · Technical services	199.00	900.25	-701.25	22.11%	199.00	900.25	-701.25
Total 52.1000 · Professional & technical	96,878.33	60,204.59	36,673.74	160.92%	105,601.24	60,204.58	45,396.66
52.2000 · Property services							
52.2150 · Alum Sludge Disposal	0.00	3,916.67	-3,916.67	0.0%	0.00	3,916.66	-3,916.66
52.2210 · Building Maintenance	0.00	8,583.33	-8,583.33	0.0%	0.00	8,583.33	-8,583.33
52.2230 · Automobile Expense	0.00	83.33	-83.33	0.0%	0.00	83.33	-83.33
52.2700 · Membrane Maintenance Services	0.00	1,666.66	-1,666.66	0.0%	0.00	1,666.66	-1,666.66
Total 52.2000 · Property services	0.00	14,249.99	-14,249.99	0.0%	0.00	14,249.98	-14,249.98
52.3000 · Other services							
52.3100 · Insurance Expense	0.00	2,333.34	-2,333.34	0.0%	0.00	2,333.33	-2,333.33
52.3200 · Telephone (communications)	337.86	333.34	4.52	101.36%	237.79	333.33	-95.54
52.3300 · Advertising	0.00	60.00	-60.00	0.0%	0.00	60.00	-60.00
52.3600 · Dues and fees	0.00	183.34	-183.34	0.0%	0.00	183.33	-183.33
52.3850 · Contract Labor	525.00	262.50	262.50	200.0%	0.00	262.50	-262.50
Total 52.3000 · Other services	862.86	3,172.52	-2,309.66	27.2%	237.79	3,172.49	-2,934.70
Total 52 · Services	97,741.19	77,627.10	20,114.09	125.91%	105,839.03	77,627.05	28,211.98
53 · Supplies							
53.1135 · Chemicals	0.00	26,333.34	-26,333.34	0.0%	0.00	26,333.33	-26,333.33
53.1200 · Utilities / Energy	20,674.41	14,583.33	6,091.08	141.77%	14,694.96	14,583.33	111.63
Total 53 · Supplies	20,674.41	40,916.67	-20,242.26	50.53%	14,694.96	40,916.66	-26,221.70
66700 · Professional Fees	35.00				0.00		
67100 · Rent Expense	0.00	490.33	-490.33	0.0%	0.00	490.33	-490.33
Total Expense	118,450.60	119,575.77	-1,125.17	99.06%	120,533.99	119,575.71	958.28
Net Ordinary Income	75,038.88	73,643.81	1,395.07	101.89%	72,895.14	73,643.87	-748.73
Other Income/Expense							
Other Expense							
56 · Depreciation & amortization							
56.1000 · Depreciation Expense	56,237.56				56,237.56		
56.1500 · Membrane Replacement Contract	0.00	10,125.00	-10,125.00	0.0%	0.00	10,125.00	-10,125.00
Total 56 · Depreciation & amortization	56,237.56	10,125.00	46,112.56	555.43%	56,237.56	10,125.00	46,112.56
58 · Debt service							
58.1330 · GEFA Loan #1 Principal	0.00	541.66	-541.66	0.0%	0.00	541.66	-541.66
58.1340 · GEFA Loan #2 Principal	0.00	3,862.50	-3,862.50	0.0%	0.00	3,862.50	-3,862.50
58.1350 · Series 2019 Principal	0.00	18,750.00	-18,750.00	0.0%	0.00	18,750.00	-18,750.00
58.2310 · GEFA Loan #1 Interest Expense	154.85	150.83	4.02	102.67%	154.85	150.83	4.02
58.2320 · GEFA Loan #2 Interest Expense	1,555.63	1,533.33	22.30	101.45%	1,555.63	1,533.33	22.30
58.2350 · Series 2019 Interest	0.00	38,575.00	-38,575.00	0.0%	0.00	38,575.00	-38,575.00
58.3000 · Fiscal Agent Fees	0.00	0.00	0.00	0.0%	0.00	0.00	0.00
Total 58 · Debt service	1,710.48	63,413.32	-61,702.84	2.7%	1,710.48	63,413.32	-61,702.84
Total Other Expense	57,948.04	73,538.32	-15,590.28	78.8%	57,948.04	73,538.32	-15,590.28
Net Other Income	-57,948.04	-73,538.32	15,590.28	78.8%	-57,948.04	-73,538.32	15,590.28
Net Income	<u>17,090.84</u>	<u>105.49</u>	<u>16,985.35</u>	<u>16,201.38%</u>	<u>14,947.10</u>	<u>105.55</u>	<u>14,841.55</u>

**Sinclair Water Authority**  
**Profit & Loss Budget vs. Actual**  
 January through April 2023

	<u>% of Budget</u>	<u>Mar 23</u>	<u>Budget</u>	<u>\$ Over Budget</u>	<u>% of Budget</u>	<u>Apr 23</u>	<u>Budget</u>
Ordinary Income/Expense							
Income							
34.4200 · Water sales							
34.4210 · Water sales - Baldwin	100.0%	106,270.77	106,270.77	0.00	100.0%	106,270.77	106,270.77
34.4220 · Water sales - Putnam	100.0%	86,948.81	86,948.81	0.00	100.0%	86,948.81	86,948.81
Total 34.4200 · Water sales	100.0%	193,219.58	193,219.58	0.00	100.0%	193,219.58	193,219.58
36.1000 · Interest Earned		266.32				215.18	
Total Income	100.11%	193,485.90	193,219.58	266.32	100.14%	193,434.76	193,219.58
Gross Profit	100.11%	193,485.90	193,219.58	266.32	100.14%	193,434.76	193,219.58
Expense							
51 · Pers Serv & Benefits							
51.2000 · Employee Benefits							
51.2400 · Retirement Plan Base Contr	0.0%	0.00	541.67	-541.67	0.0%	0.00	541.67
Total 51.2000 · Employee Benefits	0.0%	0.00	541.67	-541.67	0.0%	0.00	541.67
Total 51 · Pers Serv & Benefits	0.0%	0.00	541.67	-541.67	0.0%	0.00	541.67
52 · Services							
52.1000 · Professional & technical							
52.1200 · Professional services							
52.1210 · Legal Fees	0.0%	0.00	83.33	-83.33	0.0%	0.00	83.34
52.1220 · Accounting Services	0.0%	0.00	1,875.00	-1,875.00	0.0%	0.00	1,875.00
52.1230 · Operations Management	183.8%	155,996.73	57,346.00	98,650.73	272.03%	96,179.33	57,346.00
Total 52.1200 · Professional services	177.73%	155,996.73	59,304.33	96,692.40	263.04%	96,179.33	59,304.34
52.1300 · Technical services							
52.1305 · Garbage Disposal	0.0%	0.00	118.75	-118.75	0.0%	0.00	118.75
52.1310 · Engineering	0.0%	0.00	250.00	-250.00	0.0%	0.00	250.00
52.1320 · Computer Services	37.44%	199.00	531.50	-332.50	37.44%	199.00	531.50
Total 52.1300 · Technical services	22.11%	199.00	900.25	-701.25	22.11%	199.00	900.25
Total 52.1000 · Professional & technical	175.4%	156,195.73	60,204.58	95,991.15	259.44%	96,378.33	60,204.59
52.2000 · Property services							
52.2150 · Alum Sludge Disposal	0.0%	0.00	3,916.66	-3,916.66	0.0%	0.00	3,916.67
52.2210 · Building Maintenance	0.0%	0.00	8,583.37	-8,583.37	0.0%	0.00	8,583.33
52.2230 · Automobile Expense	0.0%	0.00	83.33	-83.33	0.0%	0.00	83.37
52.2700 · Membrane Maintenance Services	0.0%	0.00	1,666.66	-1,666.66	0.0%	0.00	1,666.70
Total 52.2000 · Property services	0.0%	0.00	14,250.02	-14,250.02	0.0%	0.00	14,250.07
52.3000 · Other services							
52.3100 · Insurance Expense	0.0%	0.00	2,333.33	-2,333.33	0.0%	0.00	2,333.34
52.3200 · Telephone (communications)	71.34%	338.86	333.33	5.53	101.66%	338.02	333.34
52.3300 · Advertising	0.0%	0.00	60.00	-60.00	0.0%	0.00	60.00
52.3600 · Dues and fees	0.0%	0.00	183.33	-183.33	0.0%	35.00	183.34
52.3850 · Contract Labor	0.0%	0.00	262.50	-262.50	0.0%	0.00	262.50
Total 52.3000 · Other services	7.5%	338.86	3,172.49	-2,833.63	10.68%	373.02	3,172.52
Total 52 · Services	136.34%	156,534.59	77,627.09	78,907.50	201.65%	96,751.35	77,627.18
53 · Supplies							
53.1135 · Chemicals	0.0%	0.00	26,333.33	-26,333.33	0.0%	0.00	26,333.34
53.1200 · Utilities / Energy	100.77%	12,827.93	14,583.33	-1,755.40	87.96%	10,512.56	14,583.33
Total 53 · Supplies	35.91%	12,827.93	40,916.66	-28,088.73	31.35%	10,512.56	40,916.67
66700 · Professional Fees		0.00				0.00	
67100 · Rent Expense	0.0%	0.00	490.33	-490.33	0.0%	0.00	490.33
Total Expense	100.8%	169,362.52	119,575.75	49,786.77	141.64%	107,263.91	119,575.85
Net Ordinary Income	98.98%	24,123.38	73,643.83	-49,520.45	32.76%	86,170.85	73,643.73
Other Income/Expense							
Other Expense							
56 · Depreciation & amortization							
56.1000 · Depreciation Expense		56,237.56				56,237.56	
56.1500 · Membrane Replacement Contract	0.0%	0.00	10,125.00	-10,125.00	0.0%	0.00	10,125.00
Total 56 · Depreciation & amortization	555.43%	56,237.56	10,125.00	46,112.56	555.43%	56,237.56	10,125.00
58 · Debt service							
58.1330 · GEFA Loan #1 Principal	0.0%	0.00	541.66	-541.66	0.0%	0.00	541.66
58.1340 · GEFA Loan #2 Principal	0.0%	0.00	3,862.50	-3,862.50	0.0%	0.00	3,862.50
58.1350 · Series 2019 Principal	0.0%	0.00	18,750.00	-18,750.00	0.0%	0.00	18,750.00
58.2310 · GEFA Loan #1 Interest Expense	102.67%	154.85	150.83	4.02	102.67%	154.85	150.83
58.2320 · GEFA Loan #2 Interest Expense	101.45%	1,555.63	1,533.33	22.30	101.45%	1,555.63	1,533.33
58.2350 · Series 2019 Interest	0.0%	0.00	38,575.00	-38,575.00	0.0%	0.00	38,575.00
58.3000 · Fiscal Agent Fees	0.0%	0.00	0.00	0.00	0.0%	0.00	0.00
Total 58 · Debt service	2.7%	1,710.48	63,413.32	-61,702.84	2.7%	1,710.48	63,413.32
Total Other Expense	78.8%	57,948.04	73,538.32	-15,590.28	78.8%	57,948.04	73,538.32
Net Other Income	78.8%	-57,948.04	-73,538.32	15,590.28	78.8%	-57,948.04	-73,538.32
Net Income	<b>14,161.16%</b>	<b>-33,824.66</b>	<b>105.51</b>	<b>-33,930.17</b>	<b>-32,058.25%</b>	<b>28,222.81</b>	<b>105.41</b>

**Sinclair Water Authority**  
**Profit & Loss Budget vs. Actual**  
 January through April 2023

2:30 PM  
 05/05/2023  
 Accrual Basis

	TOTAL					
	\$ Over Budget	% of Budget	Jan - Apr 23	Budget	\$ Over Budget	% of Budget
Ordinary Income/Expense						
Income						
34.4200 · Water sales						
34.4210 · Water sales - Baldwin	0.00	100.0%	425,083.08	425,083.08	0.00	100.0%
34.4220 · Water sales - Putnam	0.00	100.0%	347,795.24	347,795.24	0.00	100.0%
Total 34.4200 · Water sales	0.00	100.0%	772,878.32	772,878.32	0.00	100.0%
36.1000 · Interest Earned			960.95			
Total Income	215.18	100.11%	773,839.27	772,878.32	960.95	100.12%
Gross Profit	215.18	100.11%	773,839.27	772,878.32	960.95	100.12%
Expense						
51 · Pers Serv & Benefits						
51.2000 · Employee Benefits						
51.2400 · Retirement Plan Base Contr	-541.67	0.0%	0.00	2,166.68	-2,166.68	0.0%
Total 51.2000 · Employee Benefits	-541.67	0.0%	0.00	2,166.68	-2,166.68	0.0%
Total 51 · Pers Serv & Benefits	-541.67	0.0%	0.00	2,166.68	-2,166.68	0.0%
52 · Services						
52.1000 · Professional & technical						
52.1200 · Professional services						
52.1210 · Legal Fees	-83.34	0.0%	0.00	333.34	-333.34	0.0%
52.1220 · Accounting Services	-1,875.00	0.0%	0.00	7,500.00	-7,500.00	0.0%
52.1230 · Operations Management	38,833.33	167.72%	454,257.63	229,384.00	224,873.63	198.03%
Total 52.1200 · Professional services	36,874.99	162.18%	454,257.63	237,217.34	217,040.29	191.49%
52.1300 · Technical services						
52.1305 · Garbage Disposal	-118.75	0.0%	0.00	475.00	-475.00	0.0%
52.1310 · Engineering	-250.00	0.0%	0.00	1,000.00	-1,000.00	0.0%
52.1320 · Computer Services	-332.50	37.44%	796.00	2,126.00	-1,330.00	37.44%
Total 52.1300 · Technical services	-701.25	22.11%	796.00	3,601.00	-2,805.00	22.11%
Total 52.1000 · Professional & technical	36,173.74	160.09%	455,053.63	240,818.34	214,235.29	188.96%
52.2000 · Property services						
52.2150 · Alum Sludge Disposal	-3,916.67	0.0%	0.00	15,666.66	-15,666.66	0.0%
52.2210 · Building Maintenance	-8,583.33	0.0%	0.00	34,333.36	-34,333.36	0.0%
52.2230 · Automobile Expense	-83.37	0.0%	0.00	333.36	-333.36	0.0%
52.2700 · Membrane Maintenance Services	-1,666.70	0.0%	0.00	6,666.68	-6,666.68	0.0%
Total 52.2000 · Property services	-14,250.07	0.0%	0.00	57,000.06	-57,000.06	0.0%
52.3000 · Other services						
52.3100 · Insurance Expense	-2,333.34	0.0%	0.00	9,333.34	-9,333.34	0.0%
52.3200 · Telephone (communications)	4.68	101.4%	1,252.53	1,333.34	-80.81	93.94%
52.3300 · Advertising	-60.00	0.0%	0.00	240.00	-240.00	0.0%
52.3600 · Dues and fees	-148.34	19.09%	35.00	733.34	-698.34	4.77%
52.3850 · Contract Labor	-262.50	0.0%	525.00	1,050.00	-525.00	50.0%
Total 52.3000 · Other services	-2,799.50	11.76%	1,812.53	12,690.02	-10,877.49	14.28%
Total 52 · Services	19,124.17	124.64%	456,866.16	310,508.42	146,357.74	147.14%
53 · Supplies						
53.1135 · Chemicals	-26,333.34	0.0%	0.00	105,333.34	-105,333.34	0.0%
53.1200 · Utilities / Energy	-4,070.77	72.09%	58,709.86	58,333.32	376.54	100.65%
Total 53 · Supplies	-30,404.11	25.69%	58,709.86	163,666.66	-104,956.80	35.87%
66700 · Professional Fees			35.00			
67100 · Rent Expense	-490.33	0.0%	0.00	1,961.32	-1,961.32	0.0%
Total Expense	-12,311.94	89.7%	515,611.02	478,303.08	37,307.94	107.8%
Net Ordinary Income	12,527.12	117.01%	258,228.25	294,575.24	-36,346.99	87.66%
Other Income/Expense						
Other Expense						
56 · Depreciation & amortization						
56.1000 · Depreciation Expense			224,950.24			
56.1500 · Membrane Replacement Contract	-10,125.00	0.0%	0.00	40,500.00	-40,500.00	0.0%
Total 56 · Depreciation & amortization	46,112.56	555.43%	224,950.24	40,500.00	184,450.24	555.43%
58 · Debt service						
58.1330 · GEFA Loan #1 Principal	-541.66	0.0%	0.00	2,166.64	-2,166.64	0.0%
58.1340 · GEFA Loan #2 Principal	-3,862.50	0.0%	0.00	15,450.00	-15,450.00	0.0%
58.1350 · Series 2019 Principal	-18,750.00	0.0%	0.00	75,000.00	-75,000.00	0.0%
58.2310 · GEFA Loan #1 Interest Expense	4.02	102.67%	619.40	603.32	16.08	102.67%
58.2320 · GEFA Loan #2 Interest Expense	22.30	101.45%	6,222.52	6,133.32	89.20	101.45%
58.2350 · Series 2019 Interest	-38,575.00	0.0%	0.00	154,300.00	-154,300.00	0.0%
58.3000 · Fiscal Agent Fees	0.00	0.0%	0.00	0.00	0.00	0.0%
Total 58 · Debt service	-61,702.84	2.7%	6,841.92	253,653.28	-246,811.36	2.7%
Total Other Expense	-15,590.28	78.8%	231,792.16	294,153.28	-62,361.12	78.8%
Net Other Income	15,590.28	78.8%	-231,792.16	-294,153.28	62,361.12	78.8%
Net Income	28,117.40	26,774.32%	26,436.09	421.96	26,014.13	6,265.07%



**Sinclair Water Authority**  
**Profit & Loss YTD Comparison**  
 January through April 2023

2:35 PM  
 05/05/2023  
 Accrual Basis

	Jan - Apr 23	Jan - Apr 22	% Change
<b>Ordinary Income/Expense</b>			
Income			
34.4200 · Water sales			
34.4210 · Water sales - Baldwin	425,083.08	401,021.76	6.0%
34.4220 · Water sales - Putnam	347,795.24	328,108.72	6.0%
<b>Total 34.4200 · Water sales</b>	<b>772,878.32</b>	<b>729,130.48</b>	<b>6.0%</b>
36.1000 · Interest Earned	960.95	3,761.01	-74.45%
<b>Total Income</b>	<b>773,839.27</b>	<b>732,891.49</b>	<b>5.59%</b>
<b>Gross Profit</b>	<b>773,839.27</b>	<b>732,891.49</b>	<b>5.59%</b>
Expense			
51 · Pers Serv & Benefits			
51.2000 · Employee Benefits			
51.2100 · Group Health Insurance	0.00	0.00	0.0%
51.2120 · BCBS-Dental	0.00	392.25	-100.0%
51.2130 · BCBS-Vision	0.00	29.82	-100.0%
51.2900 · Group Life Insurance	0.00	205.39	-100.0%
<b>Total 51.2000 · Employee Benefits</b>	<b>0.00</b>	<b>627.46</b>	<b>-100.0%</b>
<b>Total 51 · Pers Serv &amp; Benefits</b>	<b>0.00</b>	<b>627.46</b>	<b>-100.0%</b>
52 · Services			
52.1000 · Professional & technical			
52.1200 · Professional services			
52.1220 · Accounting Services	0.00	1,600.00	-100.0%
52.1230 · Operations Management	454,257.63	347,825.68	30.6%
<b>Total 52.1200 · Professional services</b>	<b>454,257.63</b>	<b>349,425.68</b>	<b>30.0%</b>
52.1300 · Technical services			
52.1320 · Computer Services	796.00	1,020.87	-22.03%
52.1330 · Laboratory Testing	0.00	0.00	0.0%
52.1340 · Payroll Processing	0.00	0.00	0.0%
<b>Total 52.1300 · Technical services</b>	<b>796.00</b>	<b>1,020.87</b>	<b>-22.03%</b>
<b>Total 52.1000 · Professional &amp; technical</b>	<b>455,053.63</b>	<b>350,446.55</b>	<b>29.85%</b>
52.2000 · Property services			
52.2700 · Membrane Maintenance Services	0.00	19,278.00	-100.0%
<b>Total 52.2000 · Property services</b>	<b>0.00</b>	<b>19,278.00</b>	<b>-100.0%</b>
52.3000 · Other services			
52.3200 · Telephone (communications)	1,252.53	1,413.66	-11.4%
52.3600 · Dues and fees	35.00	0.00	100.0%
52.3850 · Contract Labor	525.00	1,050.00	-50.0%
<b>Total 52.3000 · Other services</b>	<b>1,812.53</b>	<b>2,463.66</b>	<b>-26.43%</b>
<b>Total 52 · Services</b>	<b>456,866.16</b>	<b>372,188.21</b>	<b>22.75%</b>
53 · Supplies			
53.1200 · Utilities / Energy	58,709.86	59,010.68	-0.51%
<b>Total 53 · Supplies</b>	<b>58,709.86</b>	<b>59,010.68</b>	<b>-0.51%</b>
66700 · Professional Fees	35.00	0.00	100.0%
<b>Total Expense</b>	<b>515,611.02</b>	<b>431,826.35</b>	<b>19.4%</b>
<b>Net Ordinary Income</b>	<b>258,228.25</b>	<b>301,065.14</b>	<b>-14.23%</b>
<b>Other Income/Expense</b>			
Other Expense			
56 · Depreciation & amortization			
56.1000 · Depreciation Expense	224,950.24	224,950.24	0.0%
<b>Total 56 · Depreciation &amp; amortization</b>	<b>224,950.24</b>	<b>224,950.24</b>	<b>0.0%</b>
58 · Debt service			
58.1350 · Series 2019 Principal	0.00	225,000.00	-100.0%
58.2310 · GEFA Loan #1 Interest Expense	619.40	643.96	-3.81%
58.2320 · GEFA Loan #2 Interest Expense	6,222.52	6,413.13	-2.97%
58.2350 · Series 2019 Interest	0.00	231,450.00	-100.0%
<b>Total 58 · Debt service</b>	<b>6,841.92</b>	<b>463,507.09</b>	<b>-98.52%</b>
<b>Total Other Expense</b>	<b>231,792.16</b>	<b>688,457.33</b>	<b>-66.33%</b>
<b>Net Other Income</b>	<b>-231,792.16</b>	<b>-688,457.33</b>	<b>66.33%</b>
<b>Net Income</b>	<b>26,436.09</b>	<b>-387,392.19</b>	<b>106.82%</b>