



TOWN OF PARADISE

5555 SKYWAY • PARADISE, CALIFORNIA 95969-4931

TELEPHONE (530) 872-6291 FAX (530) 877-5059

www.townofparadise.com

Management Staff:

Lauren Gill, Town Manager
Dwight L. Moore, Town Attorney
Joanna Gutierrez, Town Clerk
Craig Baker, Community Development Director
Gabriela Tazzari-Dineen, Police Chief
Greg McFadden, Unit Chief, CAL FIRE/
Butte County Fire/Paradise Fire
Gina Will, Finance Director/Town Treasurer

Town Council:

Scott Lotter, Mayor
Greg Bolin, Vice Mayor
Steve "Woody" Culleton, Council Member
Jody Jones, Council Member
John J. Rawlings, Council Member

TOWN COUNCIL AGENDA

REGULAR MEETING – 6:00 PM – December 09, 2014

In accordance with the Americans with Disabilities Act, if you need a special accommodation to participate, please contact the Town Clerk's Department, at 872-6291 x101 or x102 at least 48 hours in advance of the meeting. Hearing assistance devices for the hearing impaired are available from the Town Clerk. Town Council Meetings are held at the Paradise Town Hall located at 5555 Skyway, Paradise, California. Members of the public may address the Town Council on any agenda item, including closed session. If you wish to address the Town Council on any matter on the Agenda, it is requested that you complete a "Request to Address Council" card and give it to the Town Clerk prior to the beginning of the Council Meeting. The Mayor or Presiding Chair will introduce each agenda item, and following a report from staff, ask the Clerk to announce each speaker. Agendas and request cards are located outside the entrance door to the Council Chamber.

All writings or documents which are related to any item on an open session agenda and which are distributed to a majority of the Town Council within 72 hours of a Regular Meeting will be available for public inspection at the Town Hall in the Town Clerk Department located at 5555 Skyway, Room 3, at the time the subject writing or document is distributed to a majority of the subject body. Regular business hours are Monday through Thursday from 8:00 a.m. to 5:00 p.m. Agendas and supporting information is posted on the Town's website at www.townofparadise.com in compliance with California's open meeting laws. Click on the Agenda and Minutes button.

1. OPENING

- a. Call to Order
- b. Pledge of Allegiance to the Flag of the United States of America
- c. Invocation
- d. Roll Call

- e. (1) Presentation: Fire Station 81 Reroof & Repairs Project
- (2) Year-End Report by Mayor Scott Lotter
- (3) Adopt Resolution No. 14-50, A Resolution Reciting the Facts of the General Municipal Election Consolidated with the Statewide General Election held on November 4, 2014, Declaring the Result and Such Other Matters as Provided by Law. **(ROLL CALL VOTE)**

Jody Jones and Scott Lotter were each elected to a four-year term of office and the Town's Ordinance No. 545 was adopted by the voters, approving a 1/2 cent retail sales tax that will automatically expire in six years.
- (4) Town Clerk presentation of Certificates of Election and administration of Oaths of Office to Jody Jones and Scott Lotter.
- (5) Town Clerk will conduct election of Mayor for a one-year term commencing December 9, 2014 and ending December 8, 2015. Mayor will conduct election of Vice-Mayor for the same one-year term.

2. ITEMS DEFERRED FROM PREVIOUS MEETINGS – None.

3. CONSENT CALENDAR

One roll call vote will be taken for all items placed on the consent calendar.

- 3a. Approve the Minutes of the 11/12/14 Regular Council Meeting.
- 3b. Approve cash disbursements for November 2014 in the amount of \$1,519,283.56.
- 3c. (1) Waive second reading of the entire Town Ordinance No. 550 and approve reading by title only; and, (2) Adopt Town Ordinance No. 550, "An Ordinance Amending Section 17.06.940 within the Paradise Municipal Code Regarding Exterior Displays of Merchandise in Commercial Zones. The intent of the proposed ordinance is to add prefabricated storage sheds and carports as a category of merchandise that would not be subject to outdoor merchandise display area limitations currently in place in the Town.
- 3d. (1) Waive second reading of the entire Town Ordinance No. 551 and approve reading by title only; and, (2) Adopt Town Ordinance No. 551, "An Ordinance Amending Text Regulations within Paradise Municipal Code Chapter 5.11 Related to: Vending, Hawking, Peddling and Sales." The intent of the proposed ordinance is to limit sales from private property that is not a fixed place of business to food concessions (prepared food and drinks, produce, etc.) and flowers.

- 3e. (1) Authorize the award of contract for Snow Plow Equipment for Public Works Vehicle #5 for the sum of \$6,664.97 to SNOQUIP, Inc. of West Sacramento; and, (2) Authorize the award of contract for Pickup Truck size Sanding Unit for the sum of \$5,426.70 also to SNOQUIP, Inc. of West Sacramento.
- 3f. Ratify the Town-PG&E Stearns-DeMille Paving Agreement executed on November 5, 2014 which accepts \$218,000 in funds for the purposes of a complete roadway overlay in the subject project area.
- 3g. Accept donation of exterior paint from Kelly-Moore Paints of Chico for the Paradise Fire Station #81 valued at \$2,900.00.
- 3h. Ratify the contract with Modern Building Company of Chico, California, dated October 24, 2014, for the 2014 Paradise Fire Station 81 Emergency Repairs Project in the amount of \$105,041.02, accept the work as complete and authorize the filing of a Notice of Completion for the project.

4. PUBLIC HEARING PROCEDURE

The Town Council has adopted the following procedure for public hearings:

- a. Staff report to Council (15 minutes total maximum)
- b. Mayor or Presiding Chair opens the hearing for public comment in the following order:
 - 1. Project proponents or in favor of (15-minute time limit)
 - 2. Project opponents or against (15-minute time limit)
 - 3. Rebuttals - when requested (15-minute time limit or 3 minutes per speaker)
- c. Close hearing to the public
- d. Council discussion
- e. Motion
- f. Vote

5. PUBLIC HEARINGS – None.

6. PUBLIC COMMUNICATION

This is the time for members of the audience who have completed a "Request to Address Council" card and given it to the Clerk to present items not on the Agenda. Comments should be limited to a maximum of three minutes duration. The Town Council is prohibited by State Law from taking action on any item presented if it is not listed on the Agenda.

7. COUNCIL CONSIDERATION

- 7a. Appoint Council Representatives to various local committees and commissions.
- 7b. Consider formation of a Citizen Oversight Committee required as a result of voter approval of Measure C that adopted Ordinance No. 545, and: (1) Authorize the Town Clerk to advertise for applicants to serve on a nine-member Citizen Oversight Committee as required by Paradise Municipal Code Section 3.22.075; (2) Set the application deadline for Wednesday, January 22, 2015 at 5:00 pm and schedule appointments on the February

10, 2015 Council Agenda; OR, (3) Consider alternative direction regarding the application process.

7c. Consider: (1) Waiving the reading of entire Ordinance No. ____ and approve reading by title only; and, (2) Introducing Ordinance No. ____, An Ordinance Amending Section 10.02.060 (C) of the Paradise Municipal Code regarding Vehicular Speed Limits. **(ROLL CALL VOTE)**

7d. Consider adopting Resolution No. 14-____, A Resolution of the Town Council of the Town of Paradise, California, Reporting Unexpended Development Impact Fees in Accordance with Government Code Section 66001 and 66006. **(ROLL CALL VOTE)**

7e. Approve general fund budget adjustments which will increase net income and increase the ending fund balance by \$53,856. **(ROLL CALL VOTE)**

8. COUNCIL COMMUNICATION (Council Initiatives)

8a. Discuss e-cigarettes and consider directing staff to amend the Paradise Municipal Code Chapter 8.46 regulations to further protect an individual's right to fresh air in enclosed public places and work places. **(CULLETON)**

8b. Council oral reports of their representation on Committees/Commissions.

8c. Discussion of future agenda items

9. STAFF/COMMISSION/COMMITTEE COMMUNICATION

9a. Town Manager oral reports

9b. Community Development Director oral reports

10. CLOSED SESSION

10a. Pursuant to Government Code Section 54956.9(d) (1), the Town Council will hold a closed session with the Town Attorney and the Town Manager relating to the following pending litigation: Town of Paradise, a Municipal Corporation, vs. Rose E. Kallunki; Pacific Gas and Electric Company; Doe 1 through Doe 50, inclusive, Butte County Superior Court Case No. 161781.

11. ADJOURNMENT

STATE OF CALIFORNIA)	SS.
COUNTY OF BUTTE)	
I declare under penalty of perjury that I am employed by the Town of Paradise in the Town Clerk's Department and that I posted this Agenda on the bulletin Board both inside and outside of Town Hall on the following date:	

TOWN/ASSISTANT TOWN CLERK SIGNATURE	



**Town of Paradise
Council Agenda Summary
Date: December 9, 2014**

Agenda Item: 1e3

Originated by: Joanna Gutierrez, CMC, Town Clerk

Reviewed by: Lauren Gill, Town Manager

Subject: 2014 General Election Results

SUBJECT: Results of the November 4, 2014, General Municipal Election

RECOMMENDATION: Adopt Resolution No. 14-50, A Resolution of the Town Council of the Town of Paradise Reciting the Fact of the General Municipal Election Consolidated with the Statewide General Election held on November 2, 2010 Declaring the Result and Such Other Matters as Provided by Law.

BACKGROUND: On June 25, 2014, the Town Council adopted Resolution No. 14-34, requesting the Board of Supervisors to consolidate a General Municipal Election for the Town of Paradise with the Statewide General Election to be held on November 4, 2014, for the purpose of the election of two Town Council Members for a four-year term each and to place a revenue measure on the ballot.

The Board of Supervisors of the County of Butte approved the request and the following information was placed on the November 4, 2014, ballot:

Candidates for Town Council (vote for two)

1. Jody Jones
2. Scott Lotter
3. Mike Zuccolillo

MEASURE C Shall Ordinance No. 545, a temporary sales tax increase of one-half percent (0.50%) that automatically expires in six years, and that establishes a citizen oversight committee to ensure that the funds are used to preserve public services such as police protection, fire suppression, street maintenance, animal control and other services for the Town of Paradise, be adopted?	<input type="checkbox"/> YES <input type="checkbox"/> NO
--	---

On November 20, 2014, the Butte County Clerk Election Department posted the final election results on their website and emailed the certification to the Town Clerk. The officials results declare that Jody Jones and Scott Lotter received the highest number of

votes cast at the election for election to the two terms, and that the Town's Measure C received the required number of votes to become effective.

The Election Code states that for a consolidated election, upon completion of the canvass and before installing the new officers, the governing body shall adopt a resolution reciting the fact of the election to declare elected the persons for whom the highest number of votes was cast for each office and to declare the passage of the ballot. As such, the "Resolution Reciting the Fact of the General Municipal Election Consolidated with the Statewide General Election held on November 4, 2014 Declaring the Result and Such Other Matters as provided by Law" is presented for your consideration.

Attached as Exhibit A to the resolution are the following documents:

- Butte County Clerk-Recorder/Registrar of Voters Certification of Results
- Election Summary Reports: Cumulative, Precinct and Vote by Mail
- Applicable pages from the Statement of Votes cast relating to the Town of Paradise candidates and ballot measure

This election information may be viewed at the Butte County Internet Website at www.buttecounty.net/. A link to the County website is also posted on the Town of Paradise Home page at www.townofparadise.com or accessed by clicking on the Election button from the Town Clerk or the Town Council Home page.

FINANCIAL IMPACT: None. Elections costs have been budgeted.

**TOWN OF PARADISE
RESOLUTION NO. 14-__**

**A RESOLUTION OF THE TOWN COUNCIL OF THE TOWN OF PARADISE RECITING THE
FACT OF THE GENERAL MUNICIPAL ELECTION CONSOLIDATED WITH THE
STATEWIDE GENERAL ELECTION HELD ON NOVEMBER 4, 2014, DECLARING THE
RESULT AND SUCH OTHER MATTERS AS PROVIDED BY LAW**

WHEREAS, a General Municipal Election consolidated with the Statewide General Election was held and conducted in the Town of Paradise, California, on Tuesday, November 4, 2014, as required by law for the purpose of the election of two Town Council Members for a four-year term each and for placement of a revenue measure question on the ballot for the voters to determine whether or not to approve Ordinance No. 545 relating to implementation of a temporary sales tax increase of one-half percent; and,

WHEREAS, notice of the election was given in time, form and manner as provided by law; voting precincts were properly established; election officers were appointed and in all respects, the election was held and conducted and the votes were cast, received and canvassed and the returns made and declared in time, form and manner as required by the provisions of the Elections Code of the State of California for the holding of elections in general law cities; and

WHEREAS, pursuant to Resolution No. 14-33, adopted by the Paradise Town Council on June 25, 2014, the Butte County Clerk canvassed the returns of the election and has provided a certified copy of the results to this Town Council.

NOW, THEREFORE, be it resolved by the Town Council of the Town of Paradise as follows:

Section 1: That the total number of votes cast in the Town is 9,352;

Section 2. That the names of the persons who qualified as candidates and whose names were placed on the ballot for election as a Town of Paradise Council Member are as follows:

1. Jody Jones
2. Scott Lotter
3. Mike Zuccolillo

Section 3: That the measure question placed on the ballot is as follows:

MEASURE C	
Shall Ordinance No. 545, a temporary sales tax increase of one-half percent (0.50%) that automatically expires in six years, and that establishes a citizen oversight committee to ensure that the funds are used to preserve public services such as police protection, fire suppression, street maintenance, animal control and other services for the Town of Paradise, be adopted?	<input type="checkbox"/> YES <input type="checkbox"/> NO

Section 4. The Town Council does declare and determine that Jody Jones and Scott Lotter received the highest number of votes and were elected to serve as a Paradise Town Council Member for full four-year terms; and,

Section 5. The Town Council does declare and determine that a majority of the Paradise voters voted 'yes' (51.48%) to approve the Paradise Measure C Retail Sales Tax thereby adopting Town of Paradise Ordinance No. 545, An Ordinance of the Town Council of the Town of Paradise Amending and Adding Chapter 3.22 to the Paradise Municipal Code regarding a Transactions and Use Tax to be Administered by the State Board of Equalization; and,

Section 6. The Town Council does declare and determine that the Butte County Clerk-Recorder/Registrar of Voters has certified the results of the November 4, 2014, General Election and that the results set forth within this resolution and its Exhibit "A" shall be the official record of the Town of Paradise as to the result of the election showing: (1) The total number of votes cast in the Town; (2) The names of the persons and for what office each person was voted for in the election; (3) The ballot measure question voted upon in the election; and (4) The number of votes given at each precinct.

Section 7. The Town Clerk shall immediately make and deliver to each of the persons so elected a Certificate of Election signed by the Town Clerk and authenticated; shall administer to each person elected the Oath of Office prescribed in the Constitution of the State of California; and, shall have the persons elected subscribe to the oath and cause it to be filed in the office of the Town Clerk; and, each and all of the persons so elected shall be inducted into the respective office to which they have been elected.

Section 8. The Town Clerk shall certify to the passage and adoption of this resolution and enter it into the book of original resolutions.

PASSED AND ADOPTED by the Town Council of the Town of Paradise this 9th day of December, 2014, by the following vote:

AYES:

NOES:

ABSENT:

NOT VOTING:

, Mayor

ATTEST:

APPROVED AS TO FORM:

Joanna Gutierrez, CMC, Town Clerk

Dwight L. Moore, Town Attorney

RESOLUTION NO. 14-__

EXHIBIT A

- Certification by Candace J. Grubbs, County Clerk-Recorder/Registrar of Voters
- Countywide Cumulative, Polling Place Precinct and Vote by Mail Reports dated 11/20/2014
- Voting Precinct Detail
- Pages 96-171 and 286-323 applicable to the Town of Paradise from the *Statement of Votes Cast

*A copy of all official results may be viewed at the County Clerk/Recorder Election page at <http://clerk-recorder.buttecounty.net/>

Legend for Statement of Votes Cast:

OS - Optical Scan (paper ballots)

TS – Touch Screen

VBM – Vote by Mail

MB – Mail Ballot Precinct



**Certification of
County Clerk-Recorder/Registrar of Voters
to the Results of the Canvass
of the November 4, 2014
Consolidated General Election**

STATE OF CALIFORNIA } ss.
County of Butte }

I, Candace J. Grubbs, County Clerk-Recorder/Registrar of Voters of Butte County, do hereby certify that, in pursuance of the provisions of California Elections Code Section 15300, et. seq., I did canvass the results of the votes cast in the Consolidated General Election held in Butte County on November 4, 2014, for the contests and measures that were submitted to the vote of the voters, and that the Statement of Votes Cast to which this certificate is attached, is full, true and correct.

I, hereby set my hand and official seal this 20th day of November, 2014, at Oroville, California.





Candace J. Grubbs
County Clerk-Recorder/Registrar of Voters
County of Butte, State of California

Help America Vote Act of 2002 Certification of Elections Official


STATE OF CALIFORNIA }
County of Butte } ss.

Pursuant to the statewide voter registration list requirements set forth in the Help America Vote Act of 2002 (HAVA) (Pub. L. No. 107-252 (2002) 116 Stat. 1666, 42 U.S.C. § 15483),

I, Candace J. Grubbs, County Clerk-Recorder/Registrar of Voters for the County of Butte, State of California, hereby certify that I complied with all provisions of Chapter 2 of Division 7 of Title 2 of the California Code of Regulations for the Federal election held on the 4th day of November 2014 in the County of Butte, State of California, and all elections consolidated therewith.

I hereby set my hand and official seal this 21st day of November, 2014 at the County of Butte.




Registrar of Voters
County of Butte
State of California

General Election - November 4, 2014
Butte County, California
Official Results
Countywide Cumulative

Date: 11/20/14
Time: 15:39:27
Page: 1 of 8

Registered Voters 117503 - Cards Cast 63489 54.03%

Num. Report Precinct 157 - Num. Reporting 157 100.00%

GOVERNOR			
	Total		
Number of Precincts	157		
Precincts Reporting	157	100.0 %	
Vote For	1		
Times Counted	63489/117503	54.0 %	
Total Votes	61769		
Times Blank Voted	1711		
Times Over Voted	9		
Number Of Under Votes	0		
NEEL KASHKARI	32249	52.21%	
JERRY BROWN	29520	47.79%	

TREASURER			
	Total		
Number of Precincts	157		
Precincts Reporting	157	100.0 %	
Vote For	1		
Times Counted	63489/117503	54.0 %	
Total Votes	59325		
Times Blank Voted	4159		
Times Over Voted	5		
Number Of Under Votes	0		
GREG CONLON	31410	52.95%	
JOHN CHIANG	27915	47.05%	

LIEUTENANT GOVERNOR			
	Total		
Number of Precincts	157		
Precincts Reporting	157	100.0 %	
Vote For	1		
Times Counted	63489/117503	54.0 %	
Total Votes	61053		
Times Blank Voted	2421		
Times Over Voted	15		
Number Of Under Votes	0		
RON NEHRING	33436	54.77%	
GAVIN NEWSOM	27617	45.23%	

ATTORNEY GENERAL			
	Total		
Number of Precincts	157		
Precincts Reporting	157	100.0 %	
Vote For	1		
Times Counted	63489/117503	54.0 %	
Total Votes	59338		
Times Blank Voted	4143		
Times Over Voted	8		
Number Of Under Votes	0		
RONALD GOLD	32716	55.13%	
KAMALA HARRIS	26622	44.87%	

SECRETARY OF STATE			
	Total		
Number of Precincts	157		
Precincts Reporting	157	100.0 %	
Vote For	1		
Times Counted	63489/117503	54.0 %	
Total Votes	60041		
Times Blank Voted	3443		
Times Over Voted	5		
Number Of Under Votes	0		
PETE PETERSON	34803	57.97%	
ALEX PADILLA	25238	42.03%	

INSURANCE COMMISSIONER			
	Total		
Number of Precincts	157		
Precincts Reporting	157	100.0 %	
Vote For	1		
Times Counted	63489/117503	54.0 %	
Total Votes	58652		
Times Blank Voted	4830		
Times Over Voted	7		
Number Of Under Votes	0		
TED GAINES	32312	55.09%	
DAVE JONES	26340	44.91%	

CONTROLLER			
	Total		
Number of Precincts	157		
Precincts Reporting	157	100.0 %	
Vote For	1		
Times Counted	63489/117503	54.0 %	
Total Votes	59787		
Times Blank Voted	3693		
Times Over Voted	9		
Number Of Under Votes	0		
ASHLEY SWEARENGIN	33500	56.03%	
BETTY T. YEE	26287	43.97%	

BOARD EQUALIZATION 1ST DISTRICT			
	Total		
Number of Precincts	157		
Precincts Reporting	157	100.0 %	
Vote For	1		
Times Counted	63489/117503	54.0 %	
Total Votes	57948		
Times Blank Voted	5535		
Times Over Voted	6		
Number Of Under Votes	0		
GEORGE RUNNER	33358	57.57%	
CHRIS PARKER	24590	42.43%	

General Election - November 4, 2014
Butte County, California
Official Results
Countywide Cumulative

Date: 11/20/14
Time: 15:39:27
Page: 2 of 8

Registered Voters 117503 - Cards Cast 63489 54.03%

Num. Report Precinct 157 - Num. Reporting 157 100.00%

U S REPRESENTATIVE 1ST DIST

	Total	
Number of Precincts	157	
Precincts Reporting	157	100.0 %
Vote For	1	
Times Counted	63489/117503	54.0 %
Total Votes	61717	
Times Blank Voted	1763	
Times Over Voted	9	
Number Of Under Votes	0	
DOUG LA MALFA	34598	56.06%
HEIDI HALL	27119	43.94%

AJ SUPREME CT GOODWIN LIU

	Total	
Number of Precincts	157	
Precincts Reporting	157	100.0 %
Vote For	1	
Times Counted	63489/117503	54.0 %
Total Votes	44913	
Times Blank Voted	18563	
Times Over Voted	13	
Number Of Under Votes	0	
Yes	26848	59.78%
No	18065	40.22%

STATE SENATOR 4TH DIST

	Total	
Number of Precincts	157	
Precincts Reporting	157	100.0 %
Vote For	1	
Times Counted	63489/117503	54.0 %
Total Votes	60624	
Times Blank Voted	2856	
Times Over Voted	9	
Number Of Under Votes	0	
JIM NIELSEN	36655	60.46%
CJ JAWAHAR	23969	39.54%

AJ SUPREME CT MARIANO

CUELLAR	Total	
Number of Precincts	157	
Precincts Reporting	157	100.0 %
Vote For	1	
Times Counted	63489/117503	54.0 %
Total Votes	44889	
Times Blank Voted	18584	
Times Over Voted	16	
Number Of Under Votes	0	
Yes	26308	58.61%
No	18581	41.39%

STATE ASSEMBLY 1ST DIST

	Total	
Number of Precincts	27	
Precincts Reporting	27	100.0 %
Vote For	1	
Times Counted	6957/11934	58.3 %
Total Votes	6464	
Times Blank Voted	492	
Times Over Voted	1	
Number Of Under Votes	0	
BRIAN DAHLE	4029	62.33%
BRIGHAM SMITH	2435	37.67%

AJ SUPREME CT KATHRYN

MICKLE WERDEGAR	Total	
Number of Precincts	157	
Precincts Reporting	157	100.0 %
Vote For	1	
Times Counted	63489/117503	54.0 %
Total Votes	43163	
Times Blank Voted	20303	
Times Over Voted	23	
Number Of Under Votes	0	
Yes	29190	67.63%
No	13973	32.37%

STATE ASSEMBLY 3RD DIST

	Total	
Number of Precincts	130	
Precincts Reporting	130	100.0 %
Vote For	1	
Times Counted	56532/105569	53.5 %
Total Votes	54077	
Times Blank Voted	2448	
Times Over Voted	7	
Number Of Under Votes	0	
JAMES GALLAGHER	30743	56.85%
JIM REED	23334	43.15%

PJ 3RD APPELLATE DIST VANCE W.

RAYE	Total	
Number of Precincts	157	
Precincts Reporting	157	100.0 %
Vote For	1	
Times Counted	63489/117503	54.0 %
Total Votes	42653	
Times Blank Voted	20808	
Times Over Voted	28	
Number Of Under Votes	0	
Yes	28955	67.89%
No	13698	32.11%

General Election - November 4, 2014
Butte County, California
Official Results
Countywide Cumulative

Date: 11/20/14
Time: 15:39:27
Page: 3 of 8

Registered Voters 117503 - Cards Cast 63489 54.03%

Num. Report Precinct 157 - Num. Reporting 157 100.00%

AJ 3RD APPELLATE DIST ANDREA LYNN HOCH			
	Total		
Number of Precincts	157		
Precincts Reporting	157	100.0 %	
Vote For	1		
Times Counted	63489/117503	54.0 %	
Total Votes	42770		
Times Blank Voted	20703		
Times Over Voted	16		
Number Of Under Votes	0		
Yes	29284	68.47%	
No	13486	31.53%	

AJ 3RD APPELLATE DIST LOUIS MAURO			
	Total		
Number of Precincts	157		
Precincts Reporting	157	100.0 %	
Vote For	1		
Times Counted	63489/117503	54.0 %	
Total Votes	42171		
Times Blank Voted	21278		
Times Over Voted	40		
Number Of Under Votes	0		
Yes	27105	64.27%	
No	15066	35.73%	

AJ 3RD APPELLATE DIST RONALD B. ROBIE			
	Total		
Number of Precincts	157		
Precincts Reporting	157	100.0 %	
Vote For	1		
Times Counted	63489/117503	54.0 %	
Total Votes	42290		
Times Blank Voted	21174		
Times Over Voted	25		
Number Of Under Votes	0		
Yes	27972	66.14%	
No	14318	33.86%	

AJ 3RD APPELLATE DIST ELENA DUARTE			
	Total		
Number of Precincts	157		
Precincts Reporting	157	100.0 %	
Vote For	1		
Times Counted	63489/117503	54.0 %	
Total Votes	42515		
Times Blank Voted	20962		
Times Over Voted	12		
Number Of Under Votes	0		
Yes	27012	63.54%	
No	15503	36.46%	

AJ 3RD APPELLATE DIST JONATHAN K. RENNER			
	Total		
Number of Precincts	157		
Precincts Reporting	157	100.0 %	
Vote For	1		
Times Counted	63489/117503	54.0 %	
Total Votes	42368		
Times Blank Voted	21098		
Times Over Voted	23		
Number Of Under Votes	0		
Yes	26040	61.46%	
No	16328	38.54%	

SUPERINTENDENT PUBLIC INSTRUCTION			
	Total		
Number of Precincts	157		
Precincts Reporting	157	100.0 %	
Vote For	1		
Times Counted	63489/117503	54.0 %	
Total Votes	52235		
Times Blank Voted	11236		
Times Over Voted	18		
Number Of Under Votes	0		
MARSHALL TUCK	27005	51.70%	
TOM TORLAKSON	24898	47.67%	
Write-in Votes	332	0.64%	

AJ 3RD APPELLATE DIST WILLIAM J. MURRAY, JR.			
	Total		
Number of Precincts	157		
Precincts Reporting	157	100.0 %	
Vote For	1		
Times Counted	63489/117503	54.0 %	
Total Votes	42401		
Times Blank Voted	21072		
Times Over Voted	16		
Number Of Under Votes	0		
Yes	29000	68.39%	
No	13401	31.61%	

BUTTE-GLENN COMMUNITY CD TA 5 (1)			
	Total		
Number of Precincts	156		
Precincts Reporting	156	100.0 %	
Vote For	1		
Times Counted	63322/117237	54.0 %	
Total Votes	45766		
Times Blank Voted	17429		
Times Over Voted	127		
Number Of Under Votes	0		
THOMAS MC LAUGHLIN	24776	54.14%	
JACKIE GITMAN	12527	27.37%	
CHRISTOPHER CLIFFORD	8289	18.11%	
Write-in Votes	174	0.38%	

General Election - November 4, 2014
Butte County, California
Official Results
Countywide Cumulative

Date: 11/20/14
Time: 15:39:27
Page: 4 of 8

Registered Voters 117503 - Cards Cast 63489 54.03%

Num. Report Precinct 157 - Num. Reporting 157 100.00%

BIGGS UNIFIED SD (3)

	Total	
Number of Precincts	5	
Precincts Reporting	5	100.0 %
Vote For	3	
Times Counted	940/1678	56.0 %
Total Votes	1979	
Times Blank Voted	78	
Times Over Voted	0	
Number Of Under Votes	607	
KATHRYN SHEPPARD	533	26.93%
M. AMERICA NAVARRO	486	24.56%
DENNIS SLUSSER	477	24.10%
TERRY LATTEMORE	465	23.50%
Write-in Votes	18	0.91%

GRIDLEY UNIFIED SD TA 2 (2)

	Total	
Number of Precincts	7	
Precincts Reporting	7	100.0 %
Vote For	2	
Times Counted	2480/4778	51.9 %
Total Votes	3484	
Times Blank Voted	263	
Times Over Voted	0	
Number Of Under Votes	950	
STACY ANTHONY	1314	37.72%
K STORNE-PIAZZA	1241	35.62%
CLARK REDFIELD	914	26.23%
Write-in Votes	15	0.43%

CHICO UNIFIED SD (3)

	Total	
Number of Precincts	65	
Precincts Reporting	65	100.0 %
Vote For	3	
Times Counted	30285/58077	52.1 %
Total Votes	52712	
Times Blank Voted	6917	
Times Over Voted	12	
Number Of Under Votes	17356	
GARY LOUSTALE	15068	28.59%
EILEEN ROBINSON	14844	28.16%
KATHLEEN KAISER	12824	24.33%
CYNTHIA VAN AUKEN	9728	18.46%
Write-in Votes	248	0.47%

PARADISE UNIFIED SD (2)

	Total	
Number of Precincts	27	
Precincts Reporting	27	100.0 %
Vote For	2	
Times Counted	13725/23831	57.6 %
Total Votes	20049	
Times Blank Voted	1939	
Times Over Voted	7	
Number Of Under Votes	3509	
JUDITH PETERS	5442	27.14%
ALAN WHITE	5148	25.68%
MICHAEL GREER	4744	23.66%
MARY RICH	4622	23.05%
Write-in Votes	93	0.46%

DURHAM UNIFIED SD (2)

	Total	
Number of Precincts	4	
Precincts Reporting	4	100.0 %
Vote For	2	
Times Counted	1980/3208	61.7 %
Total Votes	2715	
Times Blank Voted	245	
Times Over Voted	0	
Number Of Under Votes	755	
TODD SOUTHAM	931	34.29%
LANCE SMITH	930	34.25%
KATHY HORN	844	31.09%
Write-in Votes	10	0.37%

OROVILLE HIGH SD (3)

	Total	
Number of Precincts	48	
Precincts Reporting	48	100.0 %
Vote For	3	
Times Counted	13912/25665	54.2 %
Total Votes	29159	
Times Blank Voted	1908	
Times Over Voted	10	
Number Of Under Votes	6823	
NANNETTE WALKER	6369	21.84%
BONNIE KING	5661	19.41%
CAMERON SWEENEY	4774	16.37%
DAVID BRUCE	4400	15.09%
MARK COLLINS	4169	14.30%
MARTIN SUDICKY	3736	12.81%
Write-in Votes	50	0.17%

General Election - November 4, 2014
Butte County, California
Official Results
Countywide Cumulative

Date:11/20/14

Time:15:39:27

Page:5 of 8

Registered Voters 117503 - Cards Cast 63489 54.03%

Num. Report Precinct 157 - Num. Reporting 157 100.00%

MANZANITA ELEM SD (2)			
	Total		
Number of Precincts	1		
Precincts Reporting	1	100.0 %	
Vote For	2		
Times Counted	298/510	58.4 %	
Total Votes	456		
Times Blank Voted	30		
Times Over Voted	0		
Number Of Under Votes	80		
B. ROACH-DONNAHOE	170	37.28%	
CHRIS ALEXANDER	149	32.68%	
DAVE DULAI	134	29.39%	
Write-in Votes	3	0.66%	

ASSESSOR			
	Total		
Number of Precincts	157		
Precincts Reporting	157	100.0 %	
Vote For	1		
Times Counted	63489/117503	54.0 %	
Total Votes	54536		
Times Blank Voted	8931		
Times Over Voted	22		
Number Of Under Votes	0		
DIANE BROWN	30031	55.07%	
BILL CONNELLY	24364	44.68%	
Write-in Votes	141	0.26%	

PALERMO UNION SD FULL TERM (3)			
	Total		
Number of Precincts	8		
Precincts Reporting	8	100.0 %	
Vote For	3		
Times Counted	1776/3568	49.8 %	
Total Votes	3241		
Times Blank Voted	324		
Times Over Voted	0		
Number Of Under Votes	1115		
SUSAN SHORT	968	29.87%	
WILLIAM ORAN BYNUM	813	25.08%	
THOMAS ROBERTSON	737	22.74%	
RICHARD WULBERN	711	21.94%	
Write-in Votes	12	0.37%	

CITY OF BIGGS COUNCIL (3)			
	Total		
Number of Precincts	1		
Precincts Reporting	1	100.0 %	
Vote For	3		
Times Counted	330/709	46.5 %	
Total Votes	754		
Times Blank Voted	16		
Times Over Voted	0		
Number Of Under Votes	188		
ANGELA THOMPSON	201	26.66%	
BO SHEPPARD	198	26.26%	
DOUGLAS ARNOLD	197	26.13%	
NATHAN WILKINSON	151	20.03%	
Write-in Votes	7	0.93%	

THERMALITO UNION SD (3)			
	Total		
Number of Precincts	10		
Precincts Reporting	10	100.0 %	
Vote For	3		
Times Counted	2132/4760	44.8 %	
Total Votes	4616		
Times Blank Voted	263		
Times Over Voted	1		
Number Of Under Votes	988		
DARLENE FULTZ	1026	22.23%	
GAIL SHIELDS	896	19.41%	
BRENDA IELATI	839	18.18%	
PANG XIONG	783	16.96%	
HEATHER WALKER	756	16.38%	
AL OROZCO	303	6.56%	
Write-in Votes	13	0.28%	

CITY OF CHICO COUNCIL (3)			
	Total		
Number of Precincts	38		
Precincts Reporting	38	100.0 %	
Vote For	3		
Times Counted	22140/44289	50.0 %	
Total Votes	58614		
Times Blank Voted	1137		
Times Over Voted	33		
Number Of Under Votes	4296		
ANDREW COOLIDGE	11624	19.83%	
MARK SORENSEN	10832	18.48%	
REANETTE FILLMER	10290	17.56%	
LUPE ARIM-LAW	8605	14.68%	
FOROUGH MOLINA	7989	13.63%	
SCOTT GRUENDL	7469	12.74%	
RODNEY WILLIS	1690	2.88%	
Write-in Votes	115	0.20%	

General Election - November 4, 2014
Butte County, California
Official Results
Countywide Cumulative

Date: 11/20/14
Time: 15:39:27
Page: 6 of 8

Registered Voters 117503 - Cards Cast 63489 54.03%

Num. Report Precinct 157 - Num. Reporting 157 100.00%

CITY OF GRIDLEY COUNCIL (2)

	Total	
Number of Precincts	2	
Precincts Reporting	2	100.0 %
Vote For	2	
Times Counted	1171/2568	45.6 %
Total Votes	1919	
Times Blank Voted	59	
Times Over Voted	0	
Number Of Under Votes	305	
BRUCE JOHNSON	632	32.93%
RAYMOND BORGES	573	29.86%
SHIRLEY O'BRIEN	388	20.22%
PEDRO MOTA	322	16.78%
Write-in Votes	4	0.21%

CITY OF OROVILLE TREASURER (1)

	Total	
Number of Precincts	14	
Precincts Reporting	14	100.0 %
Vote For	1	
Times Counted	3050/6296	48.4 %
Total Votes	2340	
Times Blank Voted	709	
Times Over Voted	1	
Number Of Under Votes	0	
KAROLYN FAIRBANKS	2299	98.25%
Write-in Votes	41	1.75%

CITY OF OROVILLE MAYOR (1)

	Total	
Number of Precincts	14	
Precincts Reporting	14	100.0 %
Vote For	1	
Times Counted	3050/6296	48.4 %
Total Votes	2818	
Times Blank Voted	229	
Times Over Voted	3	
Number Of Under Votes	0	
LINDA DAHLMEIER	1856	65.86%
CHERI BUNKER	940	33.36%
Write-in Votes	22	0.78%

TOWN OF PARADISE COUNCIL (2)

	Total	
Number of Precincts	15	
Precincts Reporting	15	100.0 %
Vote For	2	
Times Counted	9352/16033	58.3 %
Total Votes	13479	
Times Blank Voted	942	
Times Over Voted	2	
Number Of Under Votes	3337	
JODY JONES	4754	35.27%
SCOTT LOTTER	4487	33.29%
MIKE ZUCCOLILLO	4065	30.16%
Write-in Votes	173	1.28%

CITY OF OROVILLE COUNCIL (3)

	Total	
Number of Precincts	14	
Precincts Reporting	14	100.0 %
Vote For	3	
Times Counted	3050/6296	48.4 %
Total Votes	7286	
Times Blank Voted	266	
Times Over Voted	1	
Number Of Under Votes	1063	
ART HATLEY	1266	17.38%
JACK BERRY	1123	15.41%
M. DEL ROSARIO	1095	15.03%
MARK GROVER	1053	14.45%
CELIA HIRSCHMAN	1007	13.82%
ALLEN YOUNG	927	12.72%
WILL PAGARIGAN	804	11.03%
Write-in Votes	11	0.15%

CHICO AREA REC/PARK DIST (3)

	Total	
Number of Precincts	55	
Precincts Reporting	55	100.0 %
Vote For	3	
Times Counted	28766/55811	51.5 %
Total Votes	54462	
Times Blank Voted	5700	
Times Over Voted	21	
Number Of Under Votes	14673	
JAN SNEED	12293	22.57%
BOB MALOWNEY	11596	21.29%
HERMAN ELLIS	11518	21.15%
DAVE DONNAN	9531	17.50%
EDWARD SEAGLE	9364	17.19%
Write-in Votes	160	0.29%

General Election - November 4, 2014
Butte County, California
Official Results
Countywide Cumulative

Date: 11/20/14
Time: 15:39:27
Page: 7 of 8

Registered Voters 117503 - Cards Cast 63489 54.03%

Num. Report Precinct 157 - Num. Reporting 157 100.00%

FEATHER RIVER REC/PARK DIST			
FULL TERM (2)		Total	
Number of Precincts		45	
Precincts Reporting		45	100.0 %
Vote For		2	
Times Counted	13498/24970	54.1 %	
Total Votes		17686	
Times Blank Voted		1964	
Times Over Voted		8	
Number Of Under Votes		5366	
DON NOBLE	6638	37.53%	
KENT FOWLER	6399	36.18%	
VIRGLE GAGE	4567	25.82%	
Write-in Votes	82	0.46%	

SO. FEATHER WATER/POWER DIV 3			
(1)		Total	
Number of Precincts		13	
Precincts Reporting		13	100.0 %
Vote For		1	
Times Counted	6625/11116	59.6 %	
Total Votes		5820	
Times Blank Voted		804	
Times Over Voted		1	
Number Of Under Votes		0	
DENNIS MORELAND	3276	56.29%	
GORDON ANDOE	2534	43.54%	
Write-in Votes	10	0.17%	

FEATHER RIVER REC/PARK DIST			
SHORT TERM (1)		Total	
Number of Precincts		45	
Precincts Reporting		45	100.0 %
Vote For		1	
Times Counted	13498/24970	54.1 %	
Total Votes		11115	
Times Blank Voted		2377	
Times Over Voted		6	
Number Of Under Votes		0	
GARY EMBERLAND	6022	54.18%	
MICHAEL HICKS	5038	45.33%	
Write-in Votes	55	0.49%	

SO. FEATHER WATER/POWER DIV 5			
(1)		Total	
Number of Precincts		13	
Precincts Reporting		13	100.0 %
Vote For		1	
Times Counted	6625/11116	59.6 %	
Total Votes		5982	
Times Blank Voted		640	
Times Over Voted		3	
Number Of Under Votes		0	
JOHN STARR	3768	62.99%	
STEVEN ONKEN	2208	36.91%	
Write-in Votes	6	0.10%	

SO. FEATHER WATER/POWER DIV 1			
(1)		Total	
Number of Precincts		13	
Precincts Reporting		13	100.0 %
Vote For		1	
Times Counted	6625/11116	59.6 %	
Total Votes		5579	
Times Blank Voted		1041	
Times Over Voted		5	
Number Of Under Votes		0	
TOD HICKMAN	2160	38.72%	
DONALD HUME	2043	36.62%	
RAY SCALES	1369	24.54%	
Write-in Votes	7	0.13%	

PROPOSITION 1 WATER BOND			
		Total	
Number of Precincts		157	
Precincts Reporting		157	100.0 %
Vote For		1	
Times Counted	63489/117503	54.0 %	
Total Votes		60035	
Times Blank Voted		3440	
Times Over Voted		14	
Number Of Under Votes		0	
Yes	31281	52.10%	
No	28754	47.90%	

PROPOSITION 2 STATE RESERVE			
POLICY		Total	
Number of Precincts		157	
Precincts Reporting		157	100.0 %
Vote For		1	
Times Counted	63489/117503	54.0 %	
Total Votes		58916	
Times Blank Voted		4562	
Times Over Voted		11	
Number Of Under Votes		0	
Yes	39596	67.21%	
No	19320	32.79%	

General Election - November 4, 2014
Butte County, California
Official Results
Countywide Cumulative

Date: 11/20/14
Time: 15:39:28
Page: 8 of 8

Registered Voters 117503 - Cards Cast 63489 54.03%

Num. Report Precinct 157 - Num. Reporting 157 100.00%

PROPOSITION 45 HEALTHCARE INSURANCE RATES			
	Total		
Number of Precincts	157		
Precincts Reporting	157	100.0 %	
Vote For	1		
Times Counted	63489/117503	54.0 %	
Total Votes	59866		
Times Blank Voted	3596		
Times Over Voted	27		
Number Of Under Votes	0		
No	35259	58.90%	
Yes	24607	41.10%	

COUNTY MEASURE A MARIJUANA CULTIVATION REFERENDUM			
	Total		
Number of Precincts	157		
Precincts Reporting	157	100.0 %	
Vote For	1		
Times Counted	63489/117503	54.0 %	
Total Votes	60821		
Times Blank Voted	2630		
Times Over Voted	38		
Number Of Under Votes	0		
Yes	36634	60.23%	
No	24187	39.77%	

PROPOSITION 46 DRUG ALCOHOL TESTING OF DOCTORS			
	Total		
Number of Precincts	157		
Precincts Reporting	157	100.0 %	
Vote For	1		
Times Counted	63489/117503	54.0 %	
Total Votes	60586		
Times Blank Voted	2883		
Times Over Voted	20		
Number Of Under Votes	0		
No	44626	73.66%	
Yes	15960	26.34%	

COUNTY MEASURE B MARIJUANA CULTIVATION INITIATIVE			
	Total		
Number of Precincts	157		
Precincts Reporting	157	100.0 %	
Vote For	1		
Times Counted	63489/117503	54.0 %	
Total Votes	60584		
Times Blank Voted	2887		
Times Over Voted	18		
Number Of Under Votes	0		
No	39888	65.84%	
Yes	20696	34.16%	

PROPOSITION 47 CRIMINAL SENTENCES MISDEMEANORS			
	Total		
Number of Precincts	157		
Precincts Reporting	157	100.0 %	
Vote For	1		
Times Counted	63489/117503	54.0 %	
Total Votes	60263		
Times Blank Voted	3209		
Times Over Voted	17		
Number Of Under Votes	0		
Yes	33394	55.41%	
No	26869	44.59%	

PARADISE MEASURE C RETAIL SALES TAX			
	Total		
Number of Precincts	15		
Precincts Reporting	15	100.0 %	
Vote For	1		
Times Counted	9352/16033	58.3 %	
Total Votes	9136		
Times Blank Voted	216		
Times Over Voted	0		
Number Of Under Votes	0		
Yes	4703	51.48%	
No	4433	48.52%	

PROPOSITION 48 INDIAN GAMING REFERENDUM			
	Total		
Number of Precincts	157		
Precincts Reporting	157	100.0 %	
Vote For	1		
Times Counted	63489/117503	54.0 %	
Total Votes	58957		
Times Blank Voted	4517		
Times Over Voted	15		
Number Of Under Votes	0		
No	37973	64.41%	
Yes	20984	35.59%	

DURHAM IRRIGATION DISTRICT MEASURE D			
	Total		
Number of Precincts	1		
Precincts Reporting	1	100.0 %	
Vote For	1		
Times Counted	457/774	59.0 %	
Total Votes	426		
Times Blank Voted	30		
Times Over Voted	1		
Number Of Under Votes	0		
Yes	244	57.28%	
No	182	42.72%	

General Election - November 4, 2014
Butte County, California
Official Results
Vote by Mail - Countywide

Date: 11/20/14
Time: 16:13:49
Page: 1 of 8

Registered Voters 117503 - Cards Cast 45858 39.03%

Num. Report Precinct 157 - Num. Reporting 157 100.00%

GOVERNOR

	Total	
Number of Precincts	157	
Precincts Reporting	157	100.0 %
Vote For	1	
Times Counted	45858/117503	39.0 %
Total Votes	44662	
Times Blank Voted	1189	
Times Over Voted	7	
Number Of Under Votes	0	
NEEL KASHKARI	23681	53.02%
JERRY BROWN	20981	46.98%

TREASURER

	Total	
Number of Precincts	157	
Precincts Reporting	157	100.0 %
Vote For	1	
Times Counted	45858/117503	39.0 %
Total Votes	42761	
Times Blank Voted	3095	
Times Over Voted	2	
Number Of Under Votes	0	
GREG CONLON	22925	53.61%
JOHN CHIANG	19836	46.39%

LIEUTENANT GOVERNOR

	Total	
Number of Precincts	157	
Precincts Reporting	157	100.0 %
Vote For	1	
Times Counted	45858/117503	39.0 %
Total Votes	44201	
Times Blank Voted	1643	
Times Over Voted	14	
Number Of Under Votes	0	
RON NEHRING	24576	55.60%
GAVIN NEWSOM	19625	44.40%

ATTORNEY GENERAL

	Total	
Number of Precincts	157	
Precincts Reporting	157	100.0 %
Vote For	1	
Times Counted	45858/117503	39.0 %
Total Votes	42789	
Times Blank Voted	3064	
Times Over Voted	5	
Number Of Under Votes	0	
RONALD GOLD	23994	56.08%
KAMALA HARRIS	18795	43.92%

SECRETARY OF STATE

	Total	
Number of Precincts	157	
Precincts Reporting	157	100.0 %
Vote For	1	
Times Counted	45858/117503	39.0 %
Total Votes	43435	
Times Blank Voted	2419	
Times Over Voted	4	
Number Of Under Votes	0	
PETE PETERSON	25621	58.99%
ALEX PADILLA	17814	41.01%

INSURANCE COMMISSIONER

	Total	
Number of Precincts	157	
Precincts Reporting	157	100.0 %
Vote For	1	
Times Counted	45858/117503	39.0 %
Total Votes	42304	
Times Blank Voted	3548	
Times Over Voted	6	
Number Of Under Votes	0	
TED GAINES	23689	56.00%
DAVE JONES	18615	44.00%

CONTROLLER

	Total	
Number of Precincts	157	
Precincts Reporting	157	100.0 %
Vote For	1	
Times Counted	45858/117503	39.0 %
Total Votes	43272	
Times Blank Voted	2578	
Times Over Voted	8	
Number Of Under Votes	0	
ASHLEY SWEARENGIN	24679	57.03%
BETTY T. YEE	18593	42.97%

BOARD EQUALIZATION 1ST DISTRICT

	Total	
Number of Precincts	157	
Precincts Reporting	157	100.0 %
Vote For	1	
Times Counted	45858/117503	39.0 %
Total Votes	41833	
Times Blank Voted	4020	
Times Over Voted	5	
Number Of Under Votes	0	
GEORGE RUNNER	24548	58.68%
CHRIS PARKER	17285	41.32%

General Election - November 4, 2014
Butte County, California
Official Results
Vote by Mail - Countywide

Date: 11/20/14
Time: 16:13:49
Page: 2 of 8

Registered Voters 117503 - Cards Cast 45858 39.03%

Num. Report Precinct 157 - Num. Reporting 157 100.00%

U S REPRESENTATIVE 1ST DIST			
	Total		
Number of Precincts	157		
Precincts Reporting	157	100.0 %	
Vote For	1		
Times Counted	45858/117503	39.0 %	
Total Votes	44648		
Times Blank Voted	1201		
Times Over Voted	9		
Number Of Under Votes	0		
DOUG LA MALFA	25566	57.26%	
HEIDI HALL	19082	42.74%	

AJ SUPREME CT GOODWIN LIU			
	Total		
Number of Precincts	157		
Precincts Reporting	157	100.0 %	
Vote For	1		
Times Counted	45858/117503	39.0 %	
Total Votes	32336		
Times Blank Voted	13511		
Times Over Voted	11		
Number Of Under Votes	0		
Yes	19295	59.67%	
No	13041	40.33%	

STATE SENATOR 4TH DIST			
	Total		
Number of Precincts	157		
Precincts Reporting	157	100.0 %	
Vote For	1		
Times Counted	45858/117503	39.0 %	
Total Votes	43796		
Times Blank Voted	2053		
Times Over Voted	9		
Number Of Under Votes	0		
JIM NIELSEN	27076	61.82%	
CJ JAWAHAR	16720	38.18%	

AJ SUPREME CT MARIANO CUELLAR			
	Total		
Number of Precincts	157		
Precincts Reporting	157	100.0 %	
Vote For	1		
Times Counted	45858/117503	39.0 %	
Total Votes	32357		
Times Blank Voted	13487		
Times Over Voted	14		
Number Of Under Votes	0		
Yes	18850	58.26%	
No	13507	41.74%	

STATE ASSEMBLY 1ST DIST			
	Total		
Number of Precincts	27		
Precincts Reporting	27	100.0 %	
Vote For	1		
Times Counted	5436/11934	45.6 %	
Total Votes	5095		
Times Blank Voted	340		
Times Over Voted	1		
Number Of Under Votes	0		
BRIAN DAHLE	3150	61.83%	
BRIGHAM SMITH	1945	38.17%	

AJ SUPREME CT KATHRYN MICKLE WERDEGAR			
	Total		
Number of Precincts	157		
Precincts Reporting	157	100.0 %	
Vote For	1		
Times Counted	45858/117503	39.0 %	
Total Votes	30855		
Times Blank Voted	14984		
Times Over Voted	19		
Number Of Under Votes	0		
Yes	20923	67.81%	
No	9932	32.19%	

STATE ASSEMBLY 3RD DIST			
	Total		
Number of Precincts	130		
Precincts Reporting	130	100.0 %	
Vote For	1		
Times Counted	40422/105569	38.3 %	
Total Votes	38745		
Times Blank Voted	1670		
Times Over Voted	7		
Number Of Under Votes	0		
JAMES GALLAGHER	22461	57.97%	
JIM REED	16284	42.03%	

PJ 3RD APPELLATE DIST VANCE W. RAYE			
	Total		
Number of Precincts	157		
Precincts Reporting	157	100.0 %	
Vote For	1		
Times Counted	45858/117503	39.0 %	
Total Votes	30712		
Times Blank Voted	15122		
Times Over Voted	24		
Number Of Under Votes	0		
Yes	21017	68.43%	
No	9695	31.57%	

General Election - November 4, 2014
Butte County, California
Official Results
Vote by Mail - Countywide

Date: 11/20/14
Time: 16:13:49
Page: 3 of 8

Registered Voters 117503 - Cards Cast 45858 39.03%

Num. Report Precinct 157 - Num. Reporting 157 100.00%

AJ 3RD APPELLATE DIST ANDREA LYNN HOCH			
	Total		
Number of Precincts	157		
Precincts Reporting	157	100.0 %	
Vote For	1		
Times Counted	45858/117503	39.0 %	
Total Votes	30802		
Times Blank Voted	15044		
Times Over Voted	12		
Number Of Under Votes	0		
Yes	21252	69.00%	
No	9550	31.00%	

AJ 3RD APPELLATE DIST LOUIS MAURO			
	Total		
Number of Precincts	157		
Precincts Reporting	157	100.0 %	
Vote For	1		
Times Counted	45858/117503	39.0 %	
Total Votes	30376		
Times Blank Voted	15448		
Times Over Voted	34		
Number Of Under Votes	0		
Yes	19690	64.82%	
No	10686	35.18%	

AJ 3RD APPELLATE DIST RONALD B. ROBIE			
	Total		
Number of Precincts	157		
Precincts Reporting	157	100.0 %	
Vote For	1		
Times Counted	45858/117503	39.0 %	
Total Votes	30486		
Times Blank Voted	15351		
Times Over Voted	21		
Number Of Under Votes	0		
Yes	20379	66.85%	
No	10107	33.15%	

AJ 3RD APPELLATE DIST ELENA DUARTE			
	Total		
Number of Precincts	157		
Precincts Reporting	157	100.0 %	
Vote For	1		
Times Counted	45858/117503	39.0 %	
Total Votes	30623		
Times Blank Voted	15223		
Times Over Voted	12		
Number Of Under Votes	0		
Yes	19615	64.05%	
No	11008	35.95%	

AJ 3RD APPELLATE DIST JONATHAN K. RENNER			
	Total		
Number of Precincts	157		
Precincts Reporting	157	100.0 %	
Vote For	1		
Times Counted	45858/117503	39.0 %	
Total Votes	30533		
Times Blank Voted	15304		
Times Over Voted	21		
Number Of Under Votes	0		
Yes	18913	61.94%	
No	11620	38.06%	

SUPERINTENDENT PUBLIC INSTRUCTION			
	Total		
Number of Precincts	157		
Precincts Reporting	157	100.0 %	
Vote For	1		
Times Counted	45858/117503	39.0 %	
Total Votes	37408		
Times Blank Voted	8434		
Times Over Voted	16		
Number Of Under Votes	0		
MARSHALL TUCK	18768	50.17%	
TOM TORLAKSON	18400	49.19%	
Write-in Votes	240	0.64%	

AJ 3RD APPELLATE DIST WILLIAM J. MURRAY, JR.			
	Total		
Number of Precincts	157		
Precincts Reporting	157	100.0 %	
Vote For	1		
Times Counted	45858/117503	39.0 %	
Total Votes	30575		
Times Blank Voted	15268		
Times Over Voted	15		
Number Of Under Votes	0		
Yes	21155	69.19%	
No	9420	30.81%	

BUTTE-GLENN COMMUNITY CD TA 5 (1)			
	Total		
Number of Precincts	156		
Precincts Reporting	156	100.0 %	
Vote For	1		
Times Counted	45691/117237	39.0 %	
Total Votes	32856		
Times Blank Voted	12735		
Times Over Voted	100		
Number Of Under Votes	0		
THOMAS MC LAUGHLIN	18189	55.36%	
JACKIE GITMAN	8834	26.89%	
CHRISTOPHER CLIFFORD	5708	17.37%	
Write-in Votes	125	0.38%	

General Election - November 4, 2014
Butte County, California
Official Results
Vote by Mail - Countywide

Date: 11/20/14
Time: 16:13:49
Page: 4 of 8

Registered Voters 117503 - Cards Cast 45858 39.03%

Num. Report Precinct 157 - Num. Reporting 157 100.00%

BIGGS UNIFIED SD (3)

	Total	
Number of Precincts	5	
Precincts Reporting	5	100.0 %
Vote For	3	
Times Counted	693/1678	41.3 %
Total Votes	1494	
Times Blank Voted	53	
Times Over Voted	0	
Number Of Under Votes	426	
KATHRYN SHEPPARD	413	27.64%
DENNIS SLUSSER	381	25.50%
M. AMERICA NAVARRO	358	23.96%
TERRY LATTEMORE	330	22.09%
Write-in Votes	12	0.80%

GRIDLEY UNIFIED SD TA 2 (2)

	Total	
Number of Precincts	7	
Precincts Reporting	7	100.0 %
Vote For	2	
Times Counted	1785/4778	37.4 %
Total Votes	2480	
Times Blank Voted	203	
Times Over Voted	0	
Number Of Under Votes	684	
STACY ANTHONY	930	37.50%
K STORNE-PIAZZA	873	35.20%
CLARK REDFIELD	666	26.85%
Write-in Votes	11	0.44%

CHICO UNIFIED SD (3)

	Total	
Number of Precincts	65	
Precincts Reporting	65	100.0 %
Vote For	3	
Times Counted	21129/58077	36.4 %
Total Votes	37232	
Times Blank Voted	4798	
Times Over Voted	10	
Number Of Under Votes	11731	
GARY LOUSTALE	10654	28.62%
EILEEN ROBINSON	10556	28.35%
KATHLEEN KAISER	9160	24.60%
CYNTHIA VAN AUKEN	6696	17.98%
Write-in Votes	166	0.45%

PARADISE UNIFIED SD (2)

	Total	
Number of Precincts	27	
Precincts Reporting	27	100.0 %
Vote For	2	
Times Counted	9968/23831	41.8 %
Total Votes	14652	
Times Blank Voted	1419	
Times Over Voted	7	
Number Of Under Votes	2432	
JUDITH PETERS	4051	27.65%
ALAN WHITE	3745	25.56%
MARY RICH	3396	23.18%
MICHAEL GREER	3390	23.14%
Write-in Votes	70	0.48%

DURHAM UNIFIED SD (2)

	Total	
Number of Precincts	4	
Precincts Reporting	4	100.0 %
Vote For	2	
Times Counted	1332/3208	41.5 %
Total Votes	1789	
Times Blank Voted	173	
Times Over Voted	0	
Number Of Under Votes	529	
LANCE SMITH	621	34.71%
TODD SOUTHAM	618	34.54%
KATHY HORN	543	30.35%
Write-in Votes	7	0.39%

OROVILLE HIGH SD (3)

	Total	
Number of Precincts	48	
Precincts Reporting	48	100.0 %
Vote For	3	
Times Counted	10784/25665	42.0 %
Total Votes	22621	
Times Blank Voted	1509	
Times Over Voted	7	
Number Of Under Votes	5183	
NANNETTE WALKER	4986	22.04%
BONNIE KING	4342	19.19%
CAMERON SWEENEY	3585	15.85%
DAVID BRUCE	3408	15.07%
MARK COLLINS	3295	14.57%
MARTIN SUDICKY	2967	13.12%
Write-in Votes	38	0.17%

General Election - November 4, 2014
Butte County, California
Official Results
Vote by Mail - Countywide

Date: 11/20/14
Time: 16:13:49
Page: 5 of 8

Registered Voters 117503 - Cards Cast 45858 39.03%

Num. Report Precinct 157 - Num. Reporting 157 100.00%

MANZANITA ELEM SD (2)		
	Total	
Number of Precincts	1	
Precincts Reporting	1	100.0 %
Vote For	2	
Times Counted	286/510	56.1 %
Total Votes	456	
Times Blank Voted	18	
Times Over Voted	0	
Number Of Under Votes	80	
B. ROACH-DONNAHOE	170	37.28%
CHRIS ALEXANDER	149	32.68%
DAVE DULAI	134	29.39%
Write-in Votes	3	0.66%

ASSESSOR		
	Total	
Number of Precincts	157	
Precincts Reporting	157	100.0 %
Vote For	1	
Times Counted	45858/117503	39.0 %
Total Votes	39708	
Times Blank Voted	6132	
Times Over Voted	18	
Number Of Under Votes	0	
DIANE BROWN	21865	55.06%
BILL CONNELLY	17739	44.67%
Write-in Votes	104	0.26%

PALERMO UNION SD FULL TERM (3)		
	Total	
Number of Precincts	8	
Precincts Reporting	8	100.0 %
Vote For	3	
Times Counted	1329/3568	37.2 %
Total Votes	2462	
Times Blank Voted	239	
Times Over Voted	0	
Number Of Under Votes	808	
SUSAN SHORT	733	29.77%
WILLIAM ORAN BYNUM	625	25.39%
THOMAS ROBERTSON	561	22.79%
RICHARD WULBERN	535	21.73%
Write-in Votes	8	0.32%

CITY OF BIGGS COUNCIL (3)		
	Total	
Number of Precincts	1	
Precincts Reporting	1	100.0 %
Vote For	3	
Times Counted	200/709	28.2 %
Total Votes	472	
Times Blank Voted	8	
Times Over Voted	0	
Number Of Under Votes	104	
ANGELA THOMPSON	132	27.97%
DOUGLAS ARNOLD	119	25.21%
BO SHEPPARD	118	25.00%
NATHAN WILKINSON	97	20.55%
Write-in Votes	6	1.27%

THERMALITO UNION SD (3)		
	Total	
Number of Precincts	10	
Precincts Reporting	10	100.0 %
Vote For	3	
Times Counted	1648/4760	34.6 %
Total Votes	3615	
Times Blank Voted	192	
Times Over Voted	1	
Number Of Under Votes	750	
DARLENE FULTZ	804	22.24%
GAIL SHIELDS	721	19.94%
BRENDA IELATI	662	18.31%
PANG XIONG	606	16.76%
HEATHER WALKER	580	16.04%
AL OROZCO	233	6.45%
Write-in Votes	9	0.25%

CITY OF CHICO COUNCIL (3)		
	Total	
Number of Precincts	38	
Precincts Reporting	38	100.0 %
Vote For	3	
Times Counted	14775/44289	33.4 %
Total Votes	39508	
Times Blank Voted	721	
Times Over Voted	25	
Number Of Under Votes	2579	
ANDREW COOLIDGE	8045	20.36%
MARK SORENSEN	7625	19.30%
REANETTE FILLMER	7326	18.54%
LUPE ARIM-LAW	5392	13.65%
FOROUGH MOLINA	5103	12.92%
SCOTT GRUENDL	4830	12.23%
RODNEY WILLIS	1114	2.82%
Write-in Votes	73	0.18%

General Election - November 4, 2014
Butte County, California
Official Results
Vote by Mail - Countywide

Date: 11/20/14
Time: 16:13:49
Page: 6 of 8

Registered Voters 117503 - Cards Cast 45858 39.03%

Num. Report Precinct 157 - Num. Reporting 157 100.00%

CITY OF GRIDLEY COUNCIL (2)

	Total	
Number of Precincts	2	
Precincts Reporting	2	100.0 %
Vote For	2	
Times Counted	771/2568	30.0 %
Total Votes	1240	
Times Blank Voted	44	
Times Over Voted	0	
Number Of Under Votes	214	
BRUCE JOHNSON	407	32.82%
RAYMOND BORGES	386	31.13%
SHIRLEY O'BRIEN	250	20.16%
PEDRO MOTA	196	15.81%
Write-in Votes	1	0.08%

CITY OF OROVILLE TREASURER (1)

	Total	
Number of Precincts	14	
Precincts Reporting	14	100.0 %
Vote For	1	
Times Counted	2295/6296	36.5 %
Total Votes	1779	
Times Blank Voted	515	
Times Over Voted	1	
Number Of Under Votes	0	
KAROLYN FAIRBANKS	1746	98.15%
Write-in Votes	33	1.85%

CITY OF OROVILLE MAYOR (1)

	Total	
Number of Precincts	14	
Precincts Reporting	14	100.0 %
Vote For	1	
Times Counted	2295/6296	36.5 %
Total Votes	2137	
Times Blank Voted	157	
Times Over Voted	1	
Number Of Under Votes	0	
LINDA DAHLMEIER	1428	66.82%
CHERI BUNKER	688	32.19%
Write-in Votes	21	0.98%

TOWN OF PARADISE COUNCIL (2)

	Total	
Number of Precincts	15	
Precincts Reporting	15	100.0 %
Vote For	2	
Times Counted	6575/16033	41.0 %
Total Votes	9569	
Times Blank Voted	652	
Times Over Voted	2	
Number Of Under Votes	2273	
JODY JONES	3427	35.81%
SCOTT LOTTER	3240	33.86%
MIKE ZUCCOLILLO	2774	28.99%
Write-in Votes	128	1.34%

CITY OF OROVILLE COUNCIL (3)

	Total	
Number of Precincts	14	
Precincts Reporting	14	100.0 %
Vote For	3	
Times Counted	2295/6296	36.5 %
Total Votes	5542	
Times Blank Voted	182	
Times Over Voted	1	
Number Of Under Votes	794	
ART HATLEY	970	17.50%
M. DEL ROSARIO	854	15.41%
JACK BERRY	844	15.23%
MARK GROVER	802	14.47%
CELIA HIRSCHMAN	771	13.91%
ALLEN YOUNG	688	12.41%
WILL PAGARIGAN	602	10.86%
Write-in Votes	11	0.20%

CHICO AREA REC/PARK DIST (3)

	Total	
Number of Precincts	55	
Precincts Reporting	55	100.0 %
Vote For	3	
Times Counted	19839/55811	35.5 %
Total Votes	38408	
Times Blank Voted	3738	
Times Over Voted	18	
Number Of Under Votes	9841	
JAN SNEED	8627	22.46%
HERMAN ELLIS	8173	21.28%
BOB MALOWNEY	8024	20.89%
DAVE DONNAN	6763	17.61%
EDWARD SEAGLE	6713	17.48%
Write-in Votes	108	0.28%

General Election - November 4, 2014
Butte County, California
Official Results
Vote by Mail - Countywide

Date: 11/20/14
Time: 16:13:49
Page: 7 of 8

Registered Voters 117503 - Cards Cast 45858 39.03%

Num. Report Precinct 157 - Num. Reporting 157 100.00%

FEATHER RIVER REC/PARK DIST			
FULL TERM (2)		Total	
Number of Precincts		45	
Precincts Reporting		45	100.0 %
Vote For		2	
Times Counted	10520/24970	42.1 %	
Total Votes	13791		
Times Blank Voted	1550		
Times Over Voted	7		
Number Of Under Votes	4135		
DON NOBLE	5223	37.87%	
KENT FOWLER	4977	36.09%	
VIRGLE GAGE	3526	25.57%	
Write-in Votes	65	0.47%	

SO. FEATHER WATER/POWER DIV 3			
(1)		Total	
Number of Precincts		13	
Precincts Reporting		13	100.0 %
Vote For		1	
Times Counted	4994/11116	44.9 %	
Total Votes	4425		
Times Blank Voted	568		
Times Over Voted	1		
Number Of Under Votes	0		
DENNIS MORELAND	2516	56.86%	
GORDON ANDOE	1900	42.94%	
Write-in Votes	9	0.20%	

FEATHER RIVER REC/PARK DIST			
SHORT TERM (1)		Total	
Number of Precincts		45	
Precincts Reporting		45	100.0 %
Vote For		1	
Times Counted	10520/24970	42.1 %	
Total Votes	8658		
Times Blank Voted	1856		
Times Over Voted	6		
Number Of Under Votes	0		
GARY EMBERLAND	4721	54.53%	
MICHAEL HICKS	3893	44.96%	
Write-in Votes	44	0.51%	

SO. FEATHER WATER/POWER DIV 5			
(1)		Total	
Number of Precincts		13	
Precincts Reporting		13	100.0 %
Vote For		1	
Times Counted	4994/11116	44.9 %	
Total Votes	4549		
Times Blank Voted	442		
Times Over Voted	3		
Number Of Under Votes	0		
JOHN STARR	2885	63.42%	
STEVEN ONKEN	1659	36.47%	
Write-in Votes	5	0.11%	

SO. FEATHER WATER/POWER DIV 1			
(1)		Total	
Number of Precincts		13	
Precincts Reporting		13	100.0 %
Vote For		1	
Times Counted	4994/11116	44.9 %	
Total Votes	4248		
Times Blank Voted	742		
Times Over Voted	4		
Number Of Under Votes	0		
TOD HICKMAN	1705	40.14%	
DONALD HUME	1510	35.55%	
RAY SCALES	1026	24.15%	
Write-in Votes	7	0.16%	

PROPOSITION 1 WATER BOND			
		Total	
Number of Precincts		157	
Precincts Reporting		157	100.0 %
Vote For		1	
Times Counted	45858/117503	39.0 %	
Total Votes	43302		
Times Blank Voted	2542		
Times Over Voted	14		
Number Of Under Votes	0		
Yes	22884	52.85%	
No	20418	47.15%	

PROPOSITION 2 STATE RESERVE POLICY			
		Total	
Number of Precincts		157	
Precincts Reporting		157	100.0 %
Vote For		1	
Times Counted	45858/117503	39.0 %	
Total Votes	42630		
Times Blank Voted	3217		
Times Over Voted	11		
Number Of Under Votes	0		
Yes	29034	68.11%	
No	13596	31.89%	

General Election - November 4, 2014
Butte County, California
Official Results
Vote by Mail - Countywide

Date: 11/20/14
Time: 16:13:49
Page: 8 of 8

Registered Voters 117503 - Cards Cast 45858 39.03%

Num. Report Precinct 157 - Num. Reporting 157 100.00%

PROPOSITION 45 HEALTHCARE INSURANCE RATES			
	Total		
Number of Precincts	157		
Precincts Reporting	157	100.0 %	
Vote For	1		
Times Counted	45858/117503	39.0 %	
Total Votes	43304		
Times Blank Voted	2531		
Times Over Voted	23		
Number Of Under Votes	0		
No	25598	59.11%	
Yes	17706	40.89%	

COUNTY MEASURE A MARIJUANA CULTIVATION REFERENDUM			
	Total		
Number of Precincts	157		
Precincts Reporting	157	100.0 %	
Vote For	1		
Times Counted	45858/117503	39.0 %	
Total Votes	43948		
Times Blank Voted	1878		
Times Over Voted	32		
Number Of Under Votes	0		
Yes	27702	63.03%	
No	16246	36.97%	

PROPOSITION 46 DRUG ALCOHOL TESTING OF DOCTORS			
	Total		
Number of Precincts	157		
Precincts Reporting	157	100.0 %	
Vote For	1		
Times Counted	45858/117503	39.0 %	
Total Votes	43786		
Times Blank Voted	2052		
Times Over Voted	20		
Number Of Under Votes	0		
No	32318	73.81%	
Yes	11468	26.19%	

COUNTY MEASURE B MARIJUANA CULTIVATION INITIATIVE			
	Total		
Number of Precincts	157		
Precincts Reporting	157	100.0 %	
Vote For	1		
Times Counted	45858/117503	39.0 %	
Total Votes	43794		
Times Blank Voted	2048		
Times Over Voted	16		
Number Of Under Votes	0		
No	29514	67.39%	
Yes	14280	32.61%	

PROPOSITION 47 CRIMINAL SENTENCES MISDEMEANORS			
	Total		
Number of Precincts	157		
Precincts Reporting	157	100.0 %	
Vote For	1		
Times Counted	45858/117503	39.0 %	
Total Votes	43539		
Times Blank Voted	2303		
Times Over Voted	16		
Number Of Under Votes	0		
Yes	23828	54.73%	
No	19711	45.27%	

PARADISE MEASURE C RETAIL SALES TAX			
	Total		
Number of Precincts	15		
Precincts Reporting	15	100.0 %	
Vote For	1		
Times Counted	6575/16033	41.0 %	
Total Votes	6433		
Times Blank Voted	142		
Times Over Voted	0		
Number Of Under Votes	0		
Yes	3415	53.09%	
No	3018	46.91%	

PROPOSITION 48 INDIAN GAMING REFERENDUM			
	Total		
Number of Precincts	157		
Precincts Reporting	157	100.0 %	
Vote For	1		
Times Counted	45858/117503	39.0 %	
Total Votes	42738		
Times Blank Voted	3105		
Times Over Voted	15		
Number Of Under Votes	0		
No	27399	64.11%	
Yes	15339	35.89%	

DURHAM IRRIGATION DISTRICT MEASURE D			
	Total		
Number of Precincts	1		
Precincts Reporting	1	100.0 %	
Vote For	1		
Times Counted	283/774	36.6 %	
Total Votes	268		
Times Blank Voted	14		
Times Over Voted	1		
Number Of Under Votes	0		
Yes	150	55.97%	
No	118	44.03%	

General Election - November 4, 2014
Butte County, California
Official Results
Polling Place Precincts - Countywide

Date: 11/20/14
Time: 16:12:35
Page: 1 of 8

Registered Voters 117503 - Cards Cast 17631 15.00%

Num. Report Precinct 157 - Num. Reporting 157 100.00%

GOVERNOR

	Total	
Number of Precincts	157	
Precincts Reporting	157	100.0 %
Vote For	1	
Times Counted	17631/117503	15.0 %
Total Votes	17107	
Times Blank Voted	522	
Times Over Voted	2	
Number Of Under Votes	0	
NEEL KASHKARI	8568	50.08%
JERRY BROWN	8539	49.92%

TREASURER

	Total	
Number of Precincts	157	
Precincts Reporting	157	100.0 %
Vote For	1	
Times Counted	17631/117503	15.0 %
Total Votes	16564	
Times Blank Voted	1064	
Times Over Voted	3	
Number Of Under Votes	0	
GREG CONLON	8485	51.23%
JOHN CHIANG	8079	48.77%

LIEUTENANT GOVERNOR

	Total	
Number of Precincts	157	
Precincts Reporting	157	100.0 %
Vote For	1	
Times Counted	17631/117503	15.0 %
Total Votes	16852	
Times Blank Voted	778	
Times Over Voted	1	
Number Of Under Votes	0	
RON NEHRING	8860	52.58%
GAVIN NEWSOM	7992	47.42%

ATTORNEY GENERAL

	Total	
Number of Precincts	157	
Precincts Reporting	157	100.0 %
Vote For	1	
Times Counted	17631/117503	15.0 %
Total Votes	16549	
Times Blank Voted	1079	
Times Over Voted	3	
Number Of Under Votes	0	
RONALD GOLD	8722	52.70%
KAMALA HARRIS	7827	47.30%

SECRETARY OF STATE

	Total	
Number of Precincts	157	
Precincts Reporting	157	100.0 %
Vote For	1	
Times Counted	17631/117503	15.0 %
Total Votes	16606	
Times Blank Voted	1024	
Times Over Voted	1	
Number Of Under Votes	0	
PETE PETERSON	9182	55.29%
ALEX PADILLA	7424	44.71%

INSURANCE COMMISSIONER

	Total	
Number of Precincts	157	
Precincts Reporting	157	100.0 %
Vote For	1	
Times Counted	17631/117503	15.0 %
Total Votes	16348	
Times Blank Voted	1282	
Times Over Voted	1	
Number Of Under Votes	0	
TED GAINES	8623	52.75%
DAVE JONES	7725	47.25%

CONTROLLER

	Total	
Number of Precincts	157	
Precincts Reporting	157	100.0 %
Vote For	1	
Times Counted	17631/117503	15.0 %
Total Votes	16515	
Times Blank Voted	1115	
Times Over Voted	1	
Number Of Under Votes	0	
ASHLEY SWEARENGIN	8821	53.41%
BETTY T. YEE	7694	46.59%

BOARD EQUALIZATION 1ST DISTRICT

	Total	
Number of Precincts	157	
Precincts Reporting	157	100.0 %
Vote For	1	
Times Counted	17631/117503	15.0 %
Total Votes	16115	
Times Blank Voted	1515	
Times Over Voted	1	
Number Of Under Votes	0	
GEORGE RUNNER	8810	54.67%
CHRIS PARKER	7305	45.33%

General Election - November 4, 2014
Butte County, California
Official Results
Polling Place Precincts - Countywide

Date: 11/20/14
Time: 16:12:35
Page: 2 of 8

Registered Voters 117503 - Cards Cast 17631 15.00%

Num. Report Precinct 157 - Num. Reporting 157 100.00%

U S REPRESENTATIVE 1ST DIST			
	Total		
Number of Precincts	157		
Precincts Reporting	157	100.0 %	
Vote For	1		
Times Counted	17631/117503	15.0 %	
Total Votes	17069		
Times Blank Voted	562		
Times Over Voted	0		
Number Of Under Votes	0		
DOUG LA MALFA	9032	52.91%	
HEIDI HALL	8037	47.09%	

AJ SUPREME CT GOODWIN LIU			
	Total		
Number of Precincts	157		
Precincts Reporting	157	100.0 %	
Vote For	1		
Times Counted	17631/117503	15.0 %	
Total Votes	12577		
Times Blank Voted	5052		
Times Over Voted	2		
Number Of Under Votes	0		
Yes	7553	60.05%	
No	5024	39.95%	

STATE SENATOR 4TH DIST			
	Total		
Number of Precincts	157		
Precincts Reporting	157	100.0 %	
Vote For	1		
Times Counted	17631/117503	15.0 %	
Total Votes	16828		
Times Blank Voted	803		
Times Over Voted	0		
Number Of Under Votes	0		
JIM NIELSEN	9579	56.92%	
CJ JAWAHAR	7249	43.08%	

AJ SUPREME CT MARIANO CUELLAR			
	Total		
Number of Precincts	157		
Precincts Reporting	157	100.0 %	
Vote For	1		
Times Counted	17631/117503	15.0 %	
Total Votes	12532		
Times Blank Voted	5097		
Times Over Voted	2		
Number Of Under Votes	0		
Yes	7458	59.51%	
No	5074	40.49%	

STATE ASSEMBLY 1ST DIST			
	Total		
Number of Precincts	27		
Precincts Reporting	27	100.0 %	
Vote For	1		
Times Counted	1521/11934	12.7 %	
Total Votes	1369		
Times Blank Voted	152		
Times Over Voted	0		
Number Of Under Votes	0		
BRIAN DAHLE	879	64.21%	
BRIGHAM SMITH	490	35.79%	

AJ SUPREME CT KATHRYN MICKLE WERDEGAR			
	Total		
Number of Precincts	157		
Precincts Reporting	157	100.0 %	
Vote For	1		
Times Counted	17631/117503	15.0 %	
Total Votes	12308		
Times Blank Voted	5319		
Times Over Voted	4		
Number Of Under Votes	0		
Yes	8267	67.17%	
No	4041	32.83%	

STATE ASSEMBLY 3RD DIST			
	Total		
Number of Precincts	130		
Precincts Reporting	130	100.0 %	
Vote For	1		
Times Counted	16110/105569	15.3 %	
Total Votes	15332		
Times Blank Voted	778		
Times Over Voted	0		
Number Of Under Votes	0		
JAMES GALLAGHER	8282	54.02%	
JIM REED	7050	45.98%	

PJ 3RD APPELLATE DIST VANCE W. RAYE			
	Total		
Number of Precincts	157		
Precincts Reporting	157	100.0 %	
Vote For	1		
Times Counted	17631/117503	15.0 %	
Total Votes	11941		
Times Blank Voted	5686		
Times Over Voted	4		
Number Of Under Votes	0		
Yes	7938	66.48%	
No	4003	33.52%	

General Election - November 4, 2014
Butte County, California
Official Results
Polling Place Precincts - Countywide

Date: 11/20/14
Time: 16:12:35
Page: 3 of 8

Registered Voters 117503 - Cards Cast 17631 15.00%

Num. Report Precinct 157 - Num. Reporting 157 100.00%

AJ 3RD APPELLATE DIST ANDREA LYNN HOCH			
	Total		
Number of Precincts	157		
Precincts Reporting	157	100.0 %	
Vote For	1		
Times Counted	17631/117503	15.0 %	
Total Votes	11968		
Times Blank Voted	5659		
Times Over Voted	4		
Number Of Under Votes	0		
Yes	8032	67.11%	
No	3936	32.89%	

AJ 3RD APPELLATE DIST LOUIS MAURO			
	Total		
Number of Precincts	157		
Precincts Reporting	157	100.0 %	
Vote For	1		
Times Counted	17631/117503	15.0 %	
Total Votes	11795		
Times Blank Voted	5830		
Times Over Voted	6		
Number Of Under Votes	0		
Yes	7415	62.87%	
No	4380	37.13%	

AJ 3RD APPELLATE DIST RONALD B. ROBIE			
	Total		
Number of Precincts	157		
Precincts Reporting	157	100.0 %	
Vote For	1		
Times Counted	17631/117503	15.0 %	
Total Votes	11804		
Times Blank Voted	5823		
Times Over Voted	4		
Number Of Under Votes	0		
Yes	7593	64.33%	
No	4211	35.67%	

AJ 3RD APPELLATE DIST ELENA DUARTE			
	Total		
Number of Precincts	157		
Precincts Reporting	157	100.0 %	
Vote For	1		
Times Counted	17631/117503	15.0 %	
Total Votes	11892		
Times Blank Voted	5739		
Times Over Voted	0		
Number Of Under Votes	0		
Yes	7397	62.20%	
No	4495	37.80%	

AJ 3RD APPELLATE DIST JONATHAN K. RENNER			
	Total		
Number of Precincts	157		
Precincts Reporting	157	100.0 %	
Vote For	1		
Times Counted	17631/117503	15.0 %	
Total Votes	11835		
Times Blank Voted	5794		
Times Over Voted	2		
Number Of Under Votes	0		
Yes	7127	60.22%	
No	4708	39.78%	

SUPERINTENDENT PUBLIC INSTRUCTION			
	Total		
Number of Precincts	157		
Precincts Reporting	157	100.0 %	
Vote For	1		
Times Counted	17631/117503	15.0 %	
Total Votes	14827		
Times Blank Voted	2802		
Times Over Voted	2		
Number Of Under Votes	0		
MARSHALL TUCK	8237	55.55%	
TOM TORLAKSON	6498	43.83%	
Write-in Votes	92	0.62%	

AJ 3RD APPELLATE DIST WILLIAM J. MURRAY, JR.			
	Total		
Number of Precincts	157		
Precincts Reporting	157	100.0 %	
Vote For	1		
Times Counted	17631/117503	15.0 %	
Total Votes	11826		
Times Blank Voted	5804		
Times Over Voted	1		
Number Of Under Votes	0		
Yes	7845	66.34%	
No	3981	33.66%	

BUTTE-GLENN COMMUNITY CD TA 5 (1)			
	Total		
Number of Precincts	156		
Precincts Reporting	156	100.0 %	
Vote For	1		
Times Counted	17631/117237	15.0 %	
Total Votes	12910		
Times Blank Voted	4694		
Times Over Voted	27		
Number Of Under Votes	0		
THOMAS MC LAUGHLIN	6587	51.02%	
JACKIE GITMAN	3693	28.61%	
CHRISTOPHER CLIFFORD	2581	19.99%	
Write-in Votes	49	0.38%	

General Election - November 4, 2014
Butte County, California
Official Results
Polling Place Precincts - Countywide

Date: 11/20/14
Time: 16:12:35
Page: 4 of 8

Registered Voters 117503 - Cards Cast 17631 15.00%

Num. Report Precinct 157 - Num. Reporting 157 100.00%

BIGGS UNIFIED SD (3)

	Total	
Number of Precincts	5	
Precincts Reporting	5	100.0 %
Vote For	3	
Times Counted	247/1678	14.7 %
Total Votes	485	
Times Blank Voted	25	
Times Over Voted	0	
Number Of Under Votes	181	
TERRY LATTEMORE	135	27.84%
M. AMERICA NAVARRO	128	26.39%
KATHRYN SHEPPARD	120	24.74%
DENNIS SLUSSER	96	19.79%
Write-in Votes	6	1.24%

GRIDLEY UNIFIED SD TA 2 (2)

	Total	
Number of Precincts	7	
Precincts Reporting	7	100.0 %
Vote For	2	
Times Counted	695/4778	14.5 %
Total Votes	1004	
Times Blank Voted	60	
Times Over Voted	0	
Number Of Under Votes	266	
STACY ANTHONY	384	38.25%
K STORNE-PIAZZA	368	36.65%
CLARK REDFIELD	248	24.70%
Write-in Votes	4	0.40%

CHICO UNIFIED SD (3)

	Total	
Number of Precincts	65	
Precincts Reporting	65	100.0 %
Vote For	3	
Times Counted	9156/58077	15.8 %
Total Votes	15480	
Times Blank Voted	2119	
Times Over Voted	2	
Number Of Under Votes	5625	
GARY LOUSTALE	4414	28.51%
EILEEN ROBINSON	4288	27.70%
KATHLEEN KAISER	3664	23.67%
CYNTHIA VAN AUKEN	3032	19.59%
Write-in Votes	82	0.53%

PARADISE UNIFIED SD (2)

	Total	
Number of Precincts	27	
Precincts Reporting	27	100.0 %
Vote For	2	
Times Counted	3757/23831	15.8 %
Total Votes	5397	
Times Blank Voted	520	
Times Over Voted	0	
Number Of Under Votes	1077	
ALAN WHITE	1403	26.00%
JUDITH PETERS	1391	25.77%
MICHAEL GREER	1354	25.09%
MARY RICH	1226	22.72%
Write-in Votes	23	0.43%

DURHAM UNIFIED SD (2)

	Total	
Number of Precincts	4	
Precincts Reporting	4	100.0 %
Vote For	2	
Times Counted	648/3208	20.2 %
Total Votes	926	
Times Blank Voted	72	
Times Over Voted	0	
Number Of Under Votes	226	
TODD SOUTHAM	313	33.80%
LANCE SMITH	309	33.37%
KATHY HORN	301	32.51%
Write-in Votes	3	0.32%

OROVILLE HIGH SD (3)

	Total	
Number of Precincts	48	
Precincts Reporting	48	100.0 %
Vote For	3	
Times Counted	3128/25665	12.2 %
Total Votes	6538	
Times Blank Voted	399	
Times Over Voted	3	
Number Of Under Votes	1640	
NANNETTE WALKER	1383	21.15%
BONNIE KING	1319	20.17%
CAMERON SWEENEY	1189	18.19%
DAVID BRUCE	992	15.17%
MARK COLLINS	874	13.37%
MARTIN SUDICKY	769	11.76%
Write-in Votes	12	0.18%

General Election - November 4, 2014
Butte County, California
Official Results
Polling Place Precincts - Countywide

Date: 11/20/14
Time: 16:12:35
Page: 5 of 8

Registered Voters 117503 - Cards Cast 17631 15.00%

Num. Report Precinct 157 - Num. Reporting 157 100.00%

MANZANITA ELEM SD (2)		
	Total	
Number of Precincts	1	
Precincts Reporting	1	100.0 %
Vote For	2	
Times Counted	12/510	2.4 %
Total Votes	0	
Times Blank Voted	12	
Times Over Voted	0	
Number Of Under Votes	0	
B. ROACH-DONNAHOE	0	N/A
CHRIS ALEXANDER	0	N/A
DAVE DULAI	0	N/A
Write-in Votes	0	N/A

ASSESSOR		
	Total	
Number of Precincts	157	
Precincts Reporting	157	100.0 %
Vote For	1	
Times Counted	17631/117503	15.0 %
Total Votes	14828	
Times Blank Voted	2799	
Times Over Voted	4	
Number Of Under Votes	0	
DIANE BROWN	8166	55.07%
BILL CONNELLY	6625	44.68%
Write-in Votes	37	0.25%

PALERMO UNION SD FULL TERM (3)		
	Total	
Number of Precincts	8	
Precincts Reporting	8	100.0 %
Vote For	3	
Times Counted	447/3568	12.5 %
Total Votes	779	
Times Blank Voted	85	
Times Over Voted	0	
Number Of Under Votes	307	
SUSAN SHORT	235	30.17%
WILLIAM ORAN BYNUM	188	24.13%
THOMAS ROBERTSON	176	22.59%
RICHARD WULBERN	176	22.59%
Write-in Votes	4	0.51%

CITY OF BIGGS COUNCIL (3)		
	Total	
Number of Precincts	1	
Precincts Reporting	1	100.0 %
Vote For	3	
Times Counted	130/709	18.3 %
Total Votes	282	
Times Blank Voted	8	
Times Over Voted	0	
Number Of Under Votes	84	
BO SHEPPARD	80	28.37%
DOUGLAS ARNOLD	78	27.66%
ANGELA THOMPSON	69	24.47%
NATHAN WILKINSON	54	19.15%
Write-in Votes	1	0.35%

THERMALITO UNION SD (3)		
	Total	
Number of Precincts	10	
Precincts Reporting	10	100.0 %
Vote For	3	
Times Counted	484/4760	10.2 %
Total Votes	1001	
Times Blank Voted	71	
Times Over Voted	0	
Number Of Under Votes	238	
DARLENE FULTZ	222	22.18%
PANG XIONG	177	17.68%
BRENDA IELATI	177	17.68%
HEATHER WALKER	176	17.58%
GAIL SHIELDS	175	17.48%
AL OROZCO	70	6.99%
Write-in Votes	4	0.40%

CITY OF CHICO COUNCIL (3)		
	Total	
Number of Precincts	38	
Precincts Reporting	38	100.0 %
Vote For	3	
Times Counted	7365/44289	16.6 %
Total Votes	19106	
Times Blank Voted	416	
Times Over Voted	8	
Number Of Under Votes	1717	
ANDREW COOLIDGE	3579	18.73%
LUPE ARIM-LAW	3213	16.82%
MARK SORENSEN	3207	16.79%
REANETTE FILLMER	2964	15.51%
FOROUGH MOLINA	2886	15.11%
SCOTT GRUENDL	2639	13.81%
RODNEY WILLIS	576	3.01%
Write-in Votes	42	0.22%

General Election - November 4, 2014
Butte County, California
Official Results
Polling Place Precincts - Countywide

Date: 11/20/14
Time: 16:12:35
Page: 6 of 8

Registered Voters 117503 - Cards Cast 17631 15.00%

Num. Report Precinct 157 - Num. Reporting 157 100.00%

CITY OF GRIDLEY COUNCIL (2)

	Total	
Number of Precincts	2	
Precincts Reporting	2	100.0 %
Vote For	2	
Times Counted	400/2568	15.6 %
Total Votes	679	
Times Blank Voted	15	
Times Over Voted	0	
Number Of Under Votes	91	
BRUCE JOHNSON	225	33.14%
RAYMOND BORGES	187	27.54%
SHIRLEY O'BRIEN	138	20.32%
PEDRO MOTA	126	18.56%
Write-in Votes	3	0.44%

CITY OF OROVILLE TREASURER (1)

	Total	
Number of Precincts	14	
Precincts Reporting	14	100.0 %
Vote For	1	
Times Counted	755/6296	12.0 %
Total Votes	561	
Times Blank Voted	194	
Times Over Voted	0	
Number Of Under Votes	0	
KAROLYN FAIRBANKS	553	98.57%
Write-in Votes	8	1.43%

CITY OF OROVILLE MAYOR (1)

	Total	
Number of Precincts	14	
Precincts Reporting	14	100.0 %
Vote For	1	
Times Counted	755/6296	12.0 %
Total Votes	681	
Times Blank Voted	72	
Times Over Voted	2	
Number Of Under Votes	0	
LINDA DAHLMEIER	428	62.85%
CHERI BUNKER	252	37.00%
Write-in Votes	1	0.15%

TOWN OF PARADISE COUNCIL (2)

	Total	
Number of Precincts	15	
Precincts Reporting	15	100.0 %
Vote For	2	
Times Counted	2777/16033	17.3 %
Total Votes	3910	
Times Blank Voted	290	
Times Over Voted	0	
Number Of Under Votes	1064	
JODY JONES	1327	33.94%
MIKE ZUCCOLILLO	1291	33.02%
SCOTT LOTTER	1247	31.89%
Write-in Votes	45	1.15%

CITY OF OROVILLE COUNCIL (3)

	Total	
Number of Precincts	14	
Precincts Reporting	14	100.0 %
Vote For	3	
Times Counted	755/6296	12.0 %
Total Votes	1744	
Times Blank Voted	84	
Times Over Voted	0	
Number Of Under Votes	269	
ART HATLEY	296	16.97%
JACK BERRY	279	16.00%
MARK GROVER	251	14.39%
M. DEL ROSARIO	241	13.82%
ALLEN YOUNG	239	13.70%
CELIA HIRSCHMAN	236	13.53%
WILL PAGARIGAN	202	11.58%
Write-in Votes	0	0.00%

CHICO AREA REC/PARK DIST (3)

	Total	
Number of Precincts	55	
Precincts Reporting	55	100.0 %
Vote For	3	
Times Counted	8927/55811	16.0 %
Total Votes	16054	
Times Blank Voted	1962	
Times Over Voted	3	
Number Of Under Votes	4832	
JAN SNEED	3666	22.84%
BOB MALOWNEY	3572	22.25%
HERMAN ELLIS	3345	20.84%
DAVE DONNAN	2768	17.24%
EDWARD SEAGLE	2651	16.51%
Write-in Votes	52	0.32%

General Election - November 4, 2014
Butte County, California
Official Results
Polling Place Precincts - Countywide

Date: 11/20/14
Time: 16:12:35
Page: 7 of 8

Registered Voters 117503 - Cards Cast 17631 15.00%

Num. Report Precinct 157 - Num. Reporting 157 100.00%

FEATHER RIVER REC/PARK DIST			
FULL TERM (2)		Total	
Number of Precincts		45	
Precincts Reporting		45	100.0 %
Vote For		2	
Times Counted	2978/24970	11.9 %	
Total Votes		3895	
Times Blank Voted		414	
Times Over Voted		1	
Number Of Under Votes		1231	
KENT FOWLER	1422	36.51%	
DON NOBLE	1415	36.33%	
VIRGLE GAGE	1041	26.73%	
Write-in Votes	17	0.44%	

SO. FEATHER WATER/POWER DIV 3			
(1)		Total	
Number of Precincts		13	
Precincts Reporting		13	100.0 %
Vote For		1	
Times Counted	1631/11116	14.7 %	
Total Votes		1395	
Times Blank Voted		236	
Times Over Voted		0	
Number Of Under Votes		0	
DENNIS MORELAND	760	54.48%	
GORDON ANDOE	634	45.45%	
Write-in Votes	1	0.07%	

FEATHER RIVER REC/PARK DIST			
SHORT TERM (1)		Total	
Number of Precincts		45	
Precincts Reporting		45	100.0 %
Vote For		1	
Times Counted	2978/24970	11.9 %	
Total Votes		2457	
Times Blank Voted		521	
Times Over Voted		0	
Number Of Under Votes		0	
GARY EMBERLAND	1301	52.95%	
MICHAEL HICKS	1145	46.60%	
Write-in Votes	11	0.45%	

SO. FEATHER WATER/POWER DIV 5			
(1)		Total	
Number of Precincts		13	
Precincts Reporting		13	100.0 %
Vote For		1	
Times Counted	1631/11116	14.7 %	
Total Votes		1433	
Times Blank Voted		198	
Times Over Voted		0	
Number Of Under Votes		0	
JOHN STARR	883	61.62%	
STEVEN ONKEN	549	38.31%	
Write-in Votes	1	0.07%	

SO. FEATHER WATER/POWER DIV 1			
(1)		Total	
Number of Precincts		13	
Precincts Reporting		13	100.0 %
Vote For		1	
Times Counted	1631/11116	14.7 %	
Total Votes		1331	
Times Blank Voted		299	
Times Over Voted		1	
Number Of Under Votes		0	
DONALD HUME	533	40.05%	
TOD HICKMAN	455	34.18%	
RAY SCALES	343	25.77%	
Write-in Votes	0	0.00%	

PROPOSITION 1 WATER BOND			
		Total	
Number of Precincts		157	
Precincts Reporting		157	100.0 %
Vote For		1	
Times Counted	17631/117503	15.0 %	
Total Votes		16733	
Times Blank Voted		898	
Times Over Voted		0	
Number Of Under Votes		0	
Yes	8397	50.18%	
No	8336	49.82%	

PROPOSITION 2 STATE RESERVE POLICY			
		Total	
Number of Precincts		157	
Precincts Reporting		157	100.0 %
Vote For		1	
Times Counted	17631/117503	15.0 %	
Total Votes		16286	
Times Blank Voted		1345	
Times Over Voted		0	
Number Of Under Votes		0	
Yes	10562	64.85%	
No	5724	35.15%	

General Election - November 4, 2014
Butte County, California
Official Results
Polling Place Precincts - Countywide

Date: 11/20/14
Time: 16:12:35
Page: 8 of 8

Registered Voters 117503 - Cards Cast 17631 15.00%

Num. Report Precinct 157 - Num. Reporting 157 100.00%

PROPOSITION 45 HEALTHCARE INSURANCE RATES			
	Total		
Number of Precincts	157		
Precincts Reporting	157	100.0 %	
Vote For	1		
Times Counted	17631/117503	15.0 %	
Total Votes	16562		
Times Blank Voted	1065		
Times Over Voted	4		
Number Of Under Votes	0		
No	9661	58.33%	
Yes	6901	41.67%	

COUNTY MEASURE A MARIJUANA CULTIVATION REFERENDUM			
	Total		
Number of Precincts	157		
Precincts Reporting	157	100.0 %	
Vote For	1		
Times Counted	17631/117503	15.0 %	
Total Votes	16873		
Times Blank Voted	752		
Times Over Voted	6		
Number Of Under Votes	0		
Yes	8932	52.94%	
No	7941	47.06%	

PROPOSITION 46 DRUG ALCOHOL TESTING OF DOCTORS			
	Total		
Number of Precincts	157		
Precincts Reporting	157	100.0 %	
Vote For	1		
Times Counted	17631/117503	15.0 %	
Total Votes	16800		
Times Blank Voted	831		
Times Over Voted	0		
Number Of Under Votes	0		
No	12308	73.26%	
Yes	4492	26.74%	

COUNTY MEASURE B MARIJUANA CULTIVATION INITIATIVE			
	Total		
Number of Precincts	157		
Precincts Reporting	157	100.0 %	
Vote For	1		
Times Counted	17631/117503	15.0 %	
Total Votes	16790		
Times Blank Voted	839		
Times Over Voted	2		
Number Of Under Votes	0		
No	10374	61.79%	
Yes	6416	38.21%	

PROPOSITION 47 CRIMINAL SENTENCES MISDEMEANORS			
	Total		
Number of Precincts	157		
Precincts Reporting	157	100.0 %	
Vote For	1		
Times Counted	17631/117503	15.0 %	
Total Votes	16724		
Times Blank Voted	906		
Times Over Voted	1		
Number Of Under Votes	0		
Yes	9566	57.20%	
No	7158	42.80%	

PARADISE MEASURE C RETAIL SALES TAX			
	Total		
Number of Precincts	15		
Precincts Reporting	15	100.0 %	
Vote For	1		
Times Counted	2777/16033	17.3 %	
Total Votes	2703		
Times Blank Voted	74		
Times Over Voted	0		
Number Of Under Votes	0		
No	1415	52.35%	
Yes	1288	47.65%	

PROPOSITION 48 INDIAN GAMING REFERENDUM			
	Total		
Number of Precincts	157		
Precincts Reporting	157	100.0 %	
Vote For	1		
Times Counted	17631/117503	15.0 %	
Total Votes	16219		
Times Blank Voted	1412		
Times Over Voted	0		
Number Of Under Votes	0		
No	10574	65.20%	
Yes	5645	34.80%	

DURHAM IRRIGATION DISTRICT MEASURE D			
	Total		
Number of Precincts	1		
Precincts Reporting	1	100.0 %	
Vote For	1		
Times Counted	174/774	22.5 %	
Total Votes	158		
Times Blank Voted	16		
Times Over Voted	0		
Number Of Under Votes	0		
Yes	94	59.49%	
No	64	40.51%	



Voting Pct/Absentee Pct/Regular Pct Xref (Detail)

GENERAL ELECTION - 11/04/2014

Voting Precinct	Ballot Type	Absentee Pct	Regular Pct	CONG	SEN	ASMB	SUPV	CITY	Mail Ballot?	Pct Registration
1101 - Oroville									NO	
Municipal Auditorium - Oroville										
Cross Street: Montgomery Street										
1200 Myers Street										
	12	8001101	1100001	*101	*204	*303	*401	City of Oroville		195
	12	8001101	1100002	*101	*204	*303	*401	City of Oroville		189
	12	8001101	1100003	*101	*204	*303	*401	City of Oroville		464
	12	8001101	1100005	*101	*204	*303	*401	City of Oroville		82
Total for Voting Precinct 1101:										930
1102 - Oroville									NO	
Municipal Auditorium - Oroville										
Cross Street: Montgomery Street										
1200 Myers Street										
	13	8001102	1100006	*101	*204	*303	*401	City of Oroville		808
	13	8001102	1100007	*101	*204	*303	*401	City of Oroville		300
	13	8001102	1100015	*101	*204	*303	*401	City of Oroville		2
	13	8001102	1100017	*101	*204	*303	*401	City of Oroville		9
	13	8001102	1100018	*101	*204	*303	*401	City of Oroville		0
	13	8001102	1100021	*101	*204	*303	*401	City of Oroville		9
Total for Voting Precinct 1102:										1,128
1103 - Oroville									NO	
Municipal Auditorium - Oroville										
Cross Street: Montgomery Street										
1200 Myers Street										
	13	8001103	1100008	*101	*204	*303	*401	City of Oroville		424
	13	8001103	1100009	*101	*204	*303	*401	City of Oroville		443
	13	8001103	1100010	*101	*204	*303	*401	City of Oroville		131
	13	8001103	1100024	*101	*204	*303	*401	City of Oroville		223
	13	8001103	1100032	*101	*204	*303	*401	City of Oroville		120
Total for Voting Precinct 1103:										1,341

Voting Precinct	Ballot Type	Absentee Pct	Regular Pct	CONG	SEN	ASMB	SUPV	CITY	Mail Ballot?	Pct Registration
1104 - Oroville									NO	
Municipal Auditorium - Oroville Cross Street: Montgomery Street 1200 Myers Street										
	14	8001104	1100011	*101	*204	*303	*401	City of Oroville		277
	14	8001104	1100012	*101	*204	*303	*401	City of Oroville		271
	14	8001104	1100013	*101	*204	*303	*401	City of Oroville		33
	14	8001104	1100014	*101	*204	*303	*401	City of Oroville		96
	14	8001104	1100031	*101	*204	*303	*401	City of Oroville		0
	14	8001104	1100033	*101	*204	*303	*401	City of Oroville		455
	14	8001104	1100034	*101	*204	*303	*401	City of Oroville		144
	14	8001104	1100035	*101	*204	*303	*401	City of Oroville		92
Total for Voting Precinct 1104:										1,368
1105 - Oroville									NO	
Municipal Auditorium - Oroville Cross Street: Montgomery Street 1200 Myers Street										
	14	8001105	1100025	*101	*204	*303	*401	City of Oroville		0
	14	8001105	1100026	*101	*204	*303	*401	City of Oroville		36
	14	8001105	1100027	*101	*204	*303	*401	City of Oroville		11
	14	8001105	1100028	*101	*204	*303	*401	City of Oroville		239
	14	8001105	1100029	*101	*204	*303	*401	City of Oroville		154
	14	8001105	1100030	*101	*204	*303	*401	City of Oroville		211
	14	8001105	1100036	*101	*204	*303	*401	City of Oroville		205
	14	8001105	1100037	*101	*204	*303	*401	City of Oroville		14
Total for Voting Precinct 1105:										870

Voting Precinct	Ballot Type	Absentee Pct	Regular Pct	CONG	SEN	ASMB	SUPV	CITY	Mail Ballot?	Pct Registration
1801 - Oroville									NO	
Southside Community Center Anita F. Bell Memorial Room Cross Street: Wyandotte Avenue 2959 Lower Wyandotte Road										
	7	8001801	1000041	*101	*204	*303	*401	Unincorporated Area		5
	7	8001801	1000042	*101	*204	*303	*401	Unincorporated Area		71
	7	8001801	1000046	*101	*204	*303	*401	Unincorporated Area		35
	7	8001801	1000049	*101	*204	*303	*401	Unincorporated Area		42
	7	8001801	1000051	*101	*204	*303	*401	Unincorporated Area		19
	7	8001801	1000052	*101	*204	*303	*401	Unincorporated Area		10
	7	8001801	1000056	*101	*204	*303	*401	Unincorporated Area		24
	7	8001801	1000058	*101	*204	*303	*401	Unincorporated Area		0
	7	8001801	1000060	*101	*204	*303	*401	Unincorporated Area		321
	7	8001801	1000079	*101	*204	*303	*401	Unincorporated Area		56
	7	8001801	1000081	*101	*204	*303	*401	Unincorporated Area		285
	7	8001801	1000082	*101	*204	*303	*401	Unincorporated Area		111
	7	8001801	1000084	*101	*204	*303	*401	Unincorporated Area		67
	7	8001801	1000100	*101	*204	*303	*401	Unincorporated Area		19
	7	8001801	1000191	*101	*204	*303	*401	Unincorporated Area		14
	7	8001801	1000192	*101	*204	*303	*401	Unincorporated Area		53
Total for Voting Precinct 1801:										1,132
1802 - Oroville									NO	
Southside Community Center Anita F. Bell Memorial Room Cross Street: Wyandotte Avenue 2959 Lower Wyandotte Road										
	5	8001802	1000070	*101	*204	*303	*401	Unincorporated Area		137
	5	8001802	1000071	*101	*204	*303	*401	Unincorporated Area		100
	5	8001802	1000074	*101	*204	*303	*401	Unincorporated Area		277
	5	8001802	1000075	*101	*204	*303	*401	Unincorporated Area		241
	5	8001802	1000085	*101	*204	*303	*401	Unincorporated Area		52
	5	8001802	1000086	*101	*204	*303	*401	Unincorporated Area		0
	5	8001802	1000087	*101	*204	*303	*401	Unincorporated Area		9
	5	8001802	1000088	*101	*204	*303	*401	Unincorporated Area		2
	5	8001802	1000091	*101	*204	*303	*401	Unincorporated Area		175
	5	8001802	1000092	*101	*204	*303	*401	Unincorporated Area		0
	5	8001802	1000115	*101	*204	*303	*401	Unincorporated Area		32
Total for Voting Precinct 1802:										1,025

Voting Precinct	Ballot Type	Absentee Pct	Regular Pct	CONG	SEN	ASMB	SUPV	CITY	Mail Ballot?	Pct Registration
1803 - Oroville									NO	
Southside Community Center Anita F. Bell Memorial Room Cross Street: Wyandotte Avenue 2959 Lower Wyandotte Road										
	7	8001803	1000077	*101	*204	*303	*401	Unincorporated Area		52
	7	8001803	1000078	*101	*204	*303	*401	Unincorporated Area		118
	7	8001803	1000083	*101	*204	*303	*401	Unincorporated Area		242
	7	8001803	1000096	*101	*204	*303	*401	Unincorporated Area		161
	7	8001803	1000097	*101	*204	*303	*401	Unincorporated Area		87
	7	8001803	1000098	*101	*204	*303	*401	Unincorporated Area		20
	7	8001803	1000099	*101	*204	*303	*401	Unincorporated Area		203
	7	8001803	1000101	*101	*204	*303	*401	Unincorporated Area		91
	7	8001803	1000104	*101	*204	*303	*401	Unincorporated Area		119
	7	8001803	1000132	*101	*204	*303	*401	Unincorporated Area		0
	7	8001803	1000137	*101	*204	*303	*401	Unincorporated Area		28
	7	8001803	1000195	*101	*204	*303	*401	Unincorporated Area		2
									Total for Voting Precinct 1803:	1,123
1804 - Oroville									NO	
Southside Community Center Anita F. Bell Memorial Room Cross Street: Wyandotte Avenue 2959 Lower Wyandotte Road										
	9	8001804	1000119	*101	*204	*303	*401	Unincorporated Area		356
	9	8001804	1000120	*101	*204	*303	*401	Unincorporated Area		8
	9	8001804	1000122	*101	*204	*303	*401	Unincorporated Area		97
	9	8001804	1000123	*101	*204	*303	*401	Unincorporated Area		2
	9	8001804	1000124	*101	*204	*303	*401	Unincorporated Area		271
	9	8001804	1000127	*101	*204	*303	*401	Unincorporated Area		17
	9	8001804	1000129	*101	*204	*303	*401	Unincorporated Area		0
	9	8001804	1000141	*101	*204	*303	*401	Unincorporated Area		0
	9	8001804	1000142	*101	*204	*303	*401	Unincorporated Area		11
	9	8001804	1000154	*101	*204	*303	*401	Unincorporated Area		86
									Total for Voting Precinct 1804:	848

Voting Precinct	Ballot Type	Absentee Pct	Regular Pct	CONG	SEN	ASMB	SUPV	CITY	Mail Ballot?	Pct Registration
1805 - Oroville									NO	
Southside Community Center Anita F. Bell Memorial Room Cross Street: Wyandotte Avenue 2959 Lower Wyandotte Road										
	7	8001805	1000073	*101	*204	*303	*401	Unincorporated Area		126
	7	8001805	1000076	*101	*204	*303	*401	Unincorporated Area		4
	7	8001805	1000089	*101	*204	*303	*401	Unincorporated Area		3
	7	8001805	1000090	*101	*204	*303	*401	Unincorporated Area		0
	7	8001805	1000093	*101	*204	*303	*401	Unincorporated Area		26
	7	8001805	1000094	*101	*204	*303	*401	Unincorporated Area		26
	7	8001805	1000095	*101	*204	*303	*401	Unincorporated Area		80
	7	8001805	1000102	*101	*204	*303	*401	Unincorporated Area		41
	7	8001805	1000103	*101	*204	*303	*401	Unincorporated Area		392
	7	8001805	1000105	*101	*204	*303	*401	Unincorporated Area		15
	7	8001805	1000116	*101	*204	*303	*401	Unincorporated Area		3
	7	8001805	1000117	*101	*204	*303	*401	Unincorporated Area		0
	7	8001805	1000118	*101	*204	*303	*401	Unincorporated Area		472
	7	8001805	1000140	*101	*204	*303	*401	Unincorporated Area		0
<i>Total for Voting Precinct 1805:</i>										1,188
1806 - Kelly Ridge									NO	
Lake Oroville Golf & Event Center Cross Street: Kelly Ridge Road 5131 Royal Oaks Drive										
	7	8001806	1000063	*101	*204	*303	*401	Unincorporated Area		0
	7	8001806	1000064	*101	*204	*303	*401	Unincorporated Area		235
	7	8001806	1000065	*101	*204	*303	*401	Unincorporated Area		299
	7	8001806	1000066	*101	*204	*303	*401	Unincorporated Area		424
	7	8001806	1000067	*101	*204	*303	*401	Unincorporated Area		308
<i>Total for Voting Precinct 1806:</i>										1,266
1807 - Kelly Ridge									NO	
Lake Oroville Golf & Event Center Cross Street: Kelly Ridge Road 5131 Royal Oaks Drive										
	7	8001807	1000061	*101	*204	*303	*401	Unincorporated Area		401
	7	8001807	1000068	*101	*204	*303	*401	Unincorporated Area		121
	7	8001807	1000069	*101	*204	*303	*401	Unincorporated Area		0
	7	8001807	1000106	*101	*204	*303	*401	Unincorporated Area		369
	7	8001807	1000194	*101	*204	*303	*401	Unincorporated Area		44
<i>Total for Voting Precinct 1807:</i>										935

Voting Precinct	Ballot Type	Absentee Pct	Regular Pct	CONG	SEN	ASMB	SUPV	CITY	Mail Ballot?	Pct Registration
1808 - Palermo									NO	
Palermo Union School District Office										
District Boardroom										
Cross Street: Palermo Road										
7390 Bulldog Way										
	9	8001808	1000125	*101	*204	*303	*401	Unincorporated Area		0
	9	8001808	1000128	*101	*204	*303	*401	Unincorporated Area		0
	9	8001808	1000144	*101	*204	*303	*401	Unincorporated Area		125
	9	8001808	1000145	*101	*204	*303	*401	Unincorporated Area		122
	9	8001808	1000148	*101	*204	*303	*401	Unincorporated Area		0
	9	8001808	1000150	*101	*204	*303	*401	Unincorporated Area		117
	9	8001808	1000152	*101	*204	*303	*401	Unincorporated Area		110
	9	8001808	1000155	*101	*204	*303	*401	Unincorporated Area		14
	9	8001808	1000156	*101	*204	*303	*401	Unincorporated Area		72
	9	8001808	1000158	*101	*204	*303	*401	Unincorporated Area		173
	9	8001808	1000159	*101	*204	*303	*401	Unincorporated Area		28
	9	8001808	1000166	*101	*204	*303	*401	Unincorporated Area		14
	9	8001808	1000168	*101	*204	*303	*401	Unincorporated Area		191
	9	8001808	1000189	*101	*204	*303	*401	Unincorporated Area		0
<i>Total for Voting Precinct 1808:</i>										966
1809 - Palermo									NO	
Palermo Union School District Office										
District Boardroom										
Cross Street: Palermo Road										
7390 Bulldog Way										
	10	8001809	1000130	*101	*204	*303	*401	Unincorporated Area		0
	10	8001809	1000143	*101	*204	*303	*401	Unincorporated Area		1
	10	8001809	1000146	*101	*204	*303	*401	Unincorporated Area		108
	10	8001809	1000147	*101	*204	*303	*401	Unincorporated Area		30
	10	8001809	1000149	*101	*204	*303	*401	Unincorporated Area		4
	10	8001809	1000151	*101	*204	*303	*401	Unincorporated Area		266
	10	8001809	1000153	*101	*204	*303	*401	Unincorporated Area		329
	10	8001809	1000157	*101	*204	*303	*401	Unincorporated Area		172
	10	8001809	1000165	*101	*204	*303	*401	Unincorporated Area		148
	10	8001809	1000167	*101	*204	*303	*401	Unincorporated Area		116
	10	8001809	1000169	*101	*204	*303	*401	Unincorporated Area		84
<i>Total for Voting Precinct 1809:</i>										1,258

Voting Precinct	Ballot Type	Absentee Pct	Regular Pct	CONG	SEN	ASMB	SUPV	CITY	Mail Ballot?	Pct Registration
1810 - Wyandotte									NO	
Wyandotte Grange Hall Between Oro Bangor Hwy & Dunstone Dr 4910 Foothill Blvd										
	7	8001810	1000110	*101	*204	*303	*401	Unincorporated Area		12
	7	8001810	1000131	*101	*204	*303	*401	Unincorporated Area		148
	7	8001810	1000133	*101	*204	*303	*401	Unincorporated Area		122
	7	8001810	1000135	*101	*204	*303	*401	Unincorporated Area		39
	7	8001810	1000136	*101	*204	*303	*401	Unincorporated Area		194
	7	8001810	1000139	*101	*204	*303	*401	Unincorporated Area		176
	7	8001810	1000161	*101	*204	*303	*401	Unincorporated Area		52
	7	8001810	1000162	*101	*204	*303	*401	Unincorporated Area		207
	7	8001810	1000170	*101	*204	*303	*401	Unincorporated Area		60
	7	8001810	1000193	*101	*204	*303	*401	Unincorporated Area		151
Total for Voting Precinct 1810:										1,161
1811 - Wyandotte									NO	
Wyandotte Grange Hall Between Oro Bangor Hwy & Dunstone Dr 4910 Foothill Blvd										
	5	8001811	1000111	*101	*204	*303	*401	Unincorporated Area		126
	5	8001811	1000112	*101	*204	*303	*401	Unincorporated Area		239
	5	8001811	1000134	*101	*204	*303	*401	Unincorporated Area		159
	5	8001811	1000138	*101	*204	*303	*401	Unincorporated Area		54
	5	8001811	1000163	*101	*204	*303	*401	Unincorporated Area		21
Total for Voting Precinct 1811:										599
1812 - Berry Creek									NO	
CAL Fire Station - Berry Creek Cross Street: Oro Quincy Highway 2 Berry Creek Road										
	3	8001812	1000011	*101	*204	*301	*401	Unincorporated Area		0
	3	8001812	1000012	*101	*204	*301	*401	Unincorporated Area		77
	3	8001812	1000014	*101	*204	*301	*401	Unincorporated Area		373
	3	8001812	1000015	*101	*204	*301	*401	Unincorporated Area		64
	3	8001812	1000016	*101	*204	*301	*401	Unincorporated Area		214
	3	8001812	1000017	*101	*204	*301	*401	Unincorporated Area		175
	3	8001812	1000018	*101	*204	*301	*401	Unincorporated Area		87
Total for Voting Precinct 1812:										990

Voting Precinct	Ballot Type	Absentee Pct	Regular Pct	CONG	SEN	ASMB	SUPV	CITY	Mail Ballot?	Pct Registration
1813 - Yankee Hill									NO	
Yankee Hill Grange Hall Cross Street: Highway 70 4122 Big Bend Road										
	1	8001813	1000001	*101	*204	*301	*401	Unincorporated Area		0
	1	8001813	1000002	*101	*204	*301	*401	Unincorporated Area		0
	1	8001813	1000003	*101	*204	*301	*401	Unincorporated Area		333
	1	8001813	1000004	*101	*204	*301	*401	Unincorporated Area		351
	1	8001813	1000006	*101	*204	*301	*401	Unincorporated Area		202
	1	8001813	1000009	*101	*204	*301	*401	Unincorporated Area		3
Total for Voting Precinct 1813:										889
1901 - Oroville									YES	
	12	8001901	1100004	*101	*204	*303	*401	City of Oroville		241
Total for Voting Precinct 1901:										241
1902 - Oroville									YES	
	13	8001902	1100016	*101	*204	*303	*401	City of Oroville		0
	13	8001902	1100022	*101	*204	*303	*401	City of Oroville		0
	13	8001902	1100023	*101	*204	*303	*401	City of Oroville		0
	13	8001902	1100038	*101	*204	*303	*401	City of Oroville		12
	13	8001902	1100039	*101	*204	*303	*401	City of Oroville		68
Total for Voting Precinct 1902:										80
1903 - Oroville									YES	
	15	8001903	1100019	*101	*204	*303	*401	City of Oroville		0
Total for Voting Precinct 1903:										0
1904 - Oroville									YES	
	16	8001904	1100020	*101	*204	*303	*401	City of Oroville		0
Total for Voting Precinct 1904:										0
1905 - County									YES	
	3	8001905	1000007	*101	*204	*301	*401	Unincorporated Area		0
	3	8001905	1000008	*101	*204	*301	*401	Unincorporated Area		5
	3	8001905	1000010	*101	*204	*301	*401	Unincorporated Area		119
	3	8001905	1000013	*101	*204	*301	*401	Unincorporated Area		42
	3	8001905	1000019	*101	*204	*301	*401	Unincorporated Area		1
	3	8001905	1000020	*101	*204	*301	*401	Unincorporated Area		58
Total for Voting Precinct 1905:										225
1906 - County									YES	
	3	8001906	1000021	*101	*204	*301	*401	Unincorporated Area		139
	3	8001906	1000022	*101	*204	*301	*401	Unincorporated Area		41
	3	8001906	1000031	*101	*204	*301	*401	Unincorporated Area		36
Total for Voting Precinct 1906:										216
1907 - County									YES	
	4	8001907	1000023	*101	*204	*301	*401	Unincorporated Area		9
	4	8001907	1000034	*101	*204	*301	*401	Unincorporated Area		41
	4	8001907	1000035	*101	*204	*301	*401	Unincorporated Area		127
	4	8001907	1000036	*101	*204	*301	*401	Unincorporated Area		93
Total for Voting Precinct 1907:										270

Voting Precinct	Ballot Type	Absentee Pct	Regular Pct	CONG	SEN	ASMB	SUPV	CITY	Mail Ballot?	Pct Registration
1908 - County									YES	
	3	8001908	1000033	*101	*204	*301	*401	Unincorporated Area		136
	3	8001908	1000109	*101	*204	*301	*401	Unincorporated Area		12
	3	8001908	1000113	*101	*204	*301	*401	Unincorporated Area		0
Total for Voting Precinct 1908:										148
1909 - County									YES	
	3	8001909	1000032	*101	*204	*301	*401	Unincorporated Area		243
Total for Voting Precinct 1909:										243
1910 - County									YES	
	5	8001910	1000024	*101	*204	*303	*401	Unincorporated Area		73
	5	8001910	1000025	*101	*204	*303	*401	Unincorporated Area		32
	5	8001910	1000026	*101	*204	*303	*401	Unincorporated Area		105
	5	8001910	1000027	*101	*204	*303	*401	Unincorporated Area		47
Total for Voting Precinct 1910:										257
1911 - County									YES	
	6	8001911	1000028	*101	*204	*303	*401	Unincorporated Area		27
	6	8001911	1000029	*101	*204	*303	*401	Unincorporated Area		22
	6	8001911	1000037	*101	*204	*303	*401	Unincorporated Area		2
	6	8001911	1000038	*101	*204	*303	*401	Unincorporated Area		29
	6	8001911	1000197	*101	*204	*303	*401	Unincorporated Area		14
	6	8001911	1000198	*101	*204	*303	*401	Unincorporated Area		5
Total for Voting Precinct 1911:										99
1912 - County									YES	
	5	8001912	1000030	*101	*204	*303	*401	Unincorporated Area		0
	5	8001912	1000039	*101	*204	*303	*401	Unincorporated Area		0
	5	8001912	1000040	*101	*204	*303	*401	Unincorporated Area		0
	5	8001912	1000043	*101	*204	*303	*401	Unincorporated Area		4
	5	8001912	1000044	*101	*204	*303	*401	Unincorporated Area		0
	5	8001912	1000045	*101	*204	*303	*401	Unincorporated Area		3
	5	8001912	1000047	*101	*204	*303	*401	Unincorporated Area		4
	5	8001912	1000048	*101	*204	*303	*401	Unincorporated Area		0
	5	8001912	1000050	*101	*204	*303	*401	Unincorporated Area		7
	5	8001912	1000053	*101	*204	*303	*401	Unincorporated Area		2
	5	8001912	1000057	*101	*204	*303	*401	Unincorporated Area		0
	5	8001912	1000059	*101	*204	*303	*401	Unincorporated Area		0
	5	8001912	1000062	*101	*204	*303	*401	Unincorporated Area		0
	5	8001912	1000080	*101	*204	*303	*401	Unincorporated Area		2
	5	8001912	1000114	*101	*204	*303	*401	Unincorporated Area		0
	5	8001912	1000164	*101	*204	*303	*401	Unincorporated Area		91
	5	8001912	1000172	*101	*204	*303	*401	Unincorporated Area		0
	5	8001912	1000173	*101	*204	*303	*401	Unincorporated Area		18
	5	8001912	1000175	*101	*204	*303	*401	Unincorporated Area		29
Total for Voting Precinct 1912:										160

Voting Precinct	Ballot Type	Absentee Pct	Regular Pct	CONG	SEN	ASMB	SUPV	CITY	Mail Ballot?	Pct Registration
1913 - County									YES	
	5	8001913	1000072	*101	*204	*303	*401	Unincorporated Area		0
	5	8001913	1000177	*101	*204	*303	*401	Unincorporated Area		78
	5	8001913	1000182	*101	*204	*303	*401	Unincorporated Area		86
	5	8001913	1000184	*101	*204	*303	*401	Unincorporated Area		56
	5	8001913	1000186	*101	*204	*303	*401	Unincorporated Area		30
	5	8001913	1000187	*101	*204	*303	*401	Unincorporated Area		13
	5	8001913	1000196	*101	*204	*303	*401	Unincorporated Area		0
									Total for Voting Precinct 1913:	263
1914 - County									YES	
	7	8001914	1000160	*101	*204	*303	*401	Unincorporated Area		34
	7	8001914	1000171	*101	*204	*303	*401	Unincorporated Area		3
	7	8001914	1000174	*101	*204	*303	*401	Unincorporated Area		36
	7	8001914	1000176	*101	*204	*303	*401	Unincorporated Area		3
	7	8001914	1000178	*101	*204	*303	*401	Unincorporated Area		8
	7	8001914	1000183	*101	*204	*303	*401	Unincorporated Area		18
	7	8001914	1000185	*101	*204	*303	*401	Unincorporated Area		161
	7	8001914	1000188	*101	*204	*303	*401	Unincorporated Area		0
									Total for Voting Precinct 1914:	263
1915 - County									YES	
	10	8001915	1000121	*101	*204	*303	*401	Unincorporated Area		0
	10	8001915	1000126	*101	*204	*303	*401	Unincorporated Area		0
	10	8001915	1000180	*101	*204	*303	*401	Unincorporated Area		206
	10	8001915	1000181	*101	*204	*303	*401	Unincorporated Area		31
									Total for Voting Precinct 1915:	237
1916 - County									YES	
	10	8001916	1000190	*101	*204	*303	*401	Unincorporated Area		139
									Total for Voting Precinct 1916:	139
1917 - County									YES	
	11	8001917	1000179	*101	*204	*303	*401	Unincorporated Area		103
									Total for Voting Precinct 1917:	103
1918 - County									YES	
	2	8001918	1000005	*101	*204	*303	*401	Unincorporated Area		0
									Total for Voting Precinct 1918:	0
1919 - County									YES	
	8	8001919	1000107	*101	*204	*301	*401	Unincorporated Area		12
	8	8001919	1000108	*101	*204	*301	*401	Unincorporated Area		8
									Total for Voting Precinct 1919:	20
2201 - Chico									NO	
Chico Masonic Family Center Between Nord & Guynn Avenues 1110 W. East Avenue										
	19	8002201	2200012	*101	*204	*303	*402	City of Chico		218
	19	8002201	2200013	*101	*204	*303	*402	City of Chico		533
	19	8002201	2200014	*101	*204	*303	*402	City of Chico		541
									Total for Voting Precinct 2201:	1,292

Voting Precinct	Ballot Type	Absentee Pct	Regular Pct	CONG	SEN	ASMB	SUPV	CITY	Mail Ballot?	Pct Registration
2202 - Chico									NO	
Chico Masonic Family Center Between Nord & Guynn Avenues 1110 W. East Avenue										
	19	8002202	2200020	*101	*204	*303	*402	City of Chico		266
	19	8002202	2200021	*101	*204	*303	*402	City of Chico		637
									Total for Voting Precinct 2202:	903
2203 - Chico									NO	
Chico Masonic Family Center Between Nord & Guynn Avenues 1110 W. East Avenue										
	19	8002203	2200008	*101	*204	*303	*402	City of Chico		566
	19	8002203	2200009	*101	*204	*303	*402	City of Chico		504
									Total for Voting Precinct 2203:	1,070
2204 - Chico									NO	
Chico Masonic Family Center Between Nord & Guynn Avenues 1110 W. East Avenue										
	19	8002204	2200004	*101	*204	*303	*402	City of Chico		684
	19	8002204	2200005	*101	*204	*303	*402	City of Chico		498
	19	8002204	2200006	*101	*204	*303	*402	City of Chico		494
									Total for Voting Precinct 2204:	1,676
2205 - Chico									NO	
Chico Masonic Family Center Between Nord & Guynn Avenues 1110 W. East Avenue										
	19	8002205	2200015	*101	*204	*303	*402	City of Chico		421
	19	8002205	2200016	*101	*204	*303	*402	City of Chico		413
	19	8002205	2200017	*101	*204	*303	*402	City of Chico		237
									Total for Voting Precinct 2205:	1,071
2206 - Chico									NO	
Chico State Campus Bell Memorial Union Auditorium Between Chestnut & Hazel Streets W. 2nd Street										
	19	8002206	2200033	*101	*204	*303	*402	City of Chico		294
	19	8002206	2200034	*101	*204	*303	*402	City of Chico		614
									Total for Voting Precinct 2206:	908

Voting Precinct	Ballot Type	Absentee Pct	Regular Pct	CONG	SEN	ASMB	SUPV	CITY	Mail Ballot?	Pct Registration
2207 - Chico									NO	
Chico State Campus Bell Memorial Union Auditorium Between Chestnut & Hazel Streets W. 2nd Street										
	19	8002207	2200032	*101	*204	*303	*402	City of Chico		374
									Total for Voting Precinct 2207:	374
2208 - Chico									NO	
Chico State Campus Bell Memorial Union Auditorium Between Chestnut & Hazel Streets W. 2nd Street										
	19	8002208	2200028	*101	*204	*303	*402	City of Chico		1,009
	19	8002208	2200029	*101	*204	*303	*402	City of Chico		215
									Total for Voting Precinct 2208:	1,224
2209 - Chico									NO	
Chico State Campus Bell Memorial Union Auditorium Between Chestnut & Hazel Streets W. 2nd Street										
	19	8002209	2200027	*101	*204	*303	*402	City of Chico		877
	19	8002209	2200030	*101	*204	*303	*402	City of Chico		155
									Total for Voting Precinct 2209:	1,032
2210 - Chico									NO	
Chico State Campus Bell Memorial Union Auditorium Between Chestnut & Hazel Streets W. 2nd Street										
	19	8002210	2200022	*101	*204	*303	*402	City of Chico		668
									Total for Voting Precinct 2210:	668
2211 - Chico									NO	
Trinity United Methodist Church Social Hall Cross Street: Flume Street 285 E. 5th Street										
	19	8002211	2200035	*101	*204	*303	*402	City of Chico		561
	19	8002211	2200036	*101	*204	*303	*402	City of Chico		646
									Total for Voting Precinct 2211:	1,207
2212 - Chico									NO	
Trinity United Methodist Church Social Hall Cross Street: Flume Street 285 E. 5th Street										
	19	8002212	2200037	*101	*204	*303	*402	City of Chico		298
	19	8002212	2200038	*101	*204	*303	*402	City of Chico		339
	19	8002212	2200039	*101	*204	*303	*402	City of Chico		295
	19	8002212	2200040	*101	*204	*303	*402	City of Chico		166
									Total for Voting Precinct 2212:	1,098

Voting Precinct	Ballot Type	Absentee Pct	Regular Pct	CONG	SEN	ASMB	SUPV	CITY	Mail Ballot?	Pct Registration
2213 - Chico									NO	
Church On The Esplanade Esplanade & West 1st Avenue 1119 Esplanade										
	19	8002213	2200024	*101	*204	*303	*402	City of Chico		318
	19	8002213	2200025	*101	*204	*303	*402	City of Chico		182
	19	8002213	2200026	*101	*204	*303	*402	City of Chico		468
	19	8002213	2200031	*101	*204	*303	*402	City of Chico		152
									Total for Voting Precinct 2213:	1,120
2214 - Chico									NO	
Church On The Esplanade Esplanade & West 1st Avenue 1119 Esplanade										
	19	8002214	2200018	*101	*204	*303	*402	City of Chico		196
	19	8002214	2200019	*101	*204	*303	*402	City of Chico		243
	19	8002214	2200023	*101	*204	*303	*402	City of Chico		558
									Total for Voting Precinct 2214:	997
2215 - Chico									NO	
Kentwood Mobile Home Estates Clubhouse Cross Street: Esplanade 123 Henshaw Avenue										
	19	8002215	2200010	*101	*204	*303	*402	City of Chico		695
	19	8002215	2200011	*101	*204	*303	*402	City of Chico		404
									Total for Voting Precinct 2215:	1,099
2216 - Chico									NO	
Our Divine Savior Catholic Church Social Hall Between Joshua Tree Road & Godman Avenue 566 E. Lassen Avenue										
	19	8002216	2200001	*101	*204	*303	*402	City of Chico		3
	19	8002216	2200002	*101	*204	*303	*402	City of Chico		0
	19	8002216	2200003	*101	*204	*303	*402	City of Chico		333
	19	8002216	2200007	*101	*204	*303	*402	City of Chico		689
									Total for Voting Precinct 2216:	1,025
2801 - Chico									NO	
Chico Masonic Family Center Between Nord & Guynn Avenues 1110 W. East Avenue										
	17	8002801	2000005	*101	*204	*303	*402	Unincorporated Area		685
	17	8002801	2000008	*101	*204	*303	*402	Unincorporated Area		212
	17	8002801	2000009	*101	*204	*303	*402	Unincorporated Area		304
	17	8002801	2000021	*101	*204	*303	*402	Unincorporated Area		292
									Total for Voting Precinct 2801:	1,493

Voting Precinct	Ballot Type	Absentee Pct	Regular Pct	CONG	SEN	ASMB	SUPV	CITY	Mail Ballot?	Pct Registration
2802 - Chico									NO	
Newman Center Cross Street: West 3rd Street 346 Cherry Street										
	17	8002802	2000010	*101	*204	*303	*402	Unincorporated Area		701
	17	8002802	2000012	*101	*204	*303	*402	Unincorporated Area		67
Total for Voting Precinct 2802:										768
2803 - Chico									NO	
Silver Dollar Fairgrounds Commercial Building Main Gate Closed - must enter driveway behind Tower Mart 2357 Fair Street										
	17	8002803	2000022	*101	*204	*303	*402	Unincorporated Area		550
Total for Voting Precinct 2803:										550
2804 - Nord									NO	
Nord Country School Room 1 (Library) Cross Street: Hamilton Nord Cana Highway 5554 California Street										
	17	8002804	2000001	*101	*204	*303	*402	Unincorporated Area		50
	17	8002804	2000002	*101	*204	*303	*402	Unincorporated Area		206
	17	8002804	2000003	*101	*204	*303	*402	Unincorporated Area		350
	17	8002804	2000004	*101	*204	*303	*402	Unincorporated Area		249
Total for Voting Precinct 2804:										855
2805 - Chico									NO	
Our Divine Savior Catholic Church Social Hall Between Joshua Tree Road & Godman Avenue 566 E. Lassen Avenue										
	17	8002805	2000013	*101	*204	*303	*402	Unincorporated Area		101
	17	8002805	2000014	*101	*204	*303	*402	Unincorporated Area		194
	17	8002805	2000017	*101	*204	*303	*402	Unincorporated Area		512
	17	8002805	2000018	*101	*204	*303	*402	Unincorporated Area		329
Total for Voting Precinct 2805:										1,136
2806 - Chico									NO	
Our Divine Savior Catholic Church Social Hall Between Joshua Tree Road & Godman Avenue 566 E. Lassen Avenue										
	17	8002806	2000016	*101	*204	*303	*402	Unincorporated Area		1,284
Total for Voting Precinct 2806:										1,284
2901 - County									YES	
	17	8002901	2000006	*101	*204	*303	*402	Unincorporated Area		46
	17	8002901	2000011	*101	*204	*303	*402	Unincorporated Area		236
Total for Voting Precinct 2901:										282

Voting Precinct	Ballot Type	Absentee Pct	Regular Pct	CONG	SEN	ASMB	SUPV	CITY	Mail Ballot?	Pct Registration
2902 - County									YES	
	17	8002902	2000007	*101	*204	*303	*402	Unincorporated Area		499
									Total for Voting Precinct 2902:	499
2903 - County									YES	
	17	8002903	2000019	*101	*204	*303	*402	Unincorporated Area		79
	17	8002903	2000020	*101	*204	*303	*402	Unincorporated Area		126
									Total for Voting Precinct 2903:	205
2904 - County									YES	
	18	8002904	2000015	*101	*204	*301	*402	Unincorporated Area		3
									Total for Voting Precinct 2904:	3
3201 - Chico									NO	
Grace Community Church Cross Street: Patricia Drive 2346 Floral Avenue										
	25	8003201	3200021	*101	*204	*303	*403	City of Chico		860
	25	8003201	3200022	*101	*204	*303	*403	City of Chico		617
									Total for Voting Precinct 3201:	1,477
3202 - Chico									NO	
Grace Community Church Cross Street: Patricia Drive 2346 Floral Avenue										
	25	8003202	3200009	*101	*204	*303	*403	City of Chico		366
	25	8003202	3200015	*101	*204	*303	*403	City of Chico		795
	25	8003202	3200016	*101	*204	*303	*403	City of Chico		476
	25	8003202	3200023	*101	*204	*303	*403	City of Chico		443
									Total for Voting Precinct 3202:	2,080
3203 - Chico									NO	
Grace Community Church Cross Street: Patricia Drive 2346 Floral Avenue										
	25	8003203	3200008	*101	*204	*303	*403	City of Chico		63
	25	8003203	3200014	*101	*204	*303	*403	City of Chico		788
	25	8003203	3200020	*101	*204	*303	*403	City of Chico		753
									Total for Voting Precinct 3203:	1,604
3204 - Chico									NO	
Grace Community Church Cross Street: Patricia Drive 2346 Floral Avenue										
	25	8003204	3200007	*101	*204	*303	*403	City of Chico		692
	25	8003204	3200013	*101	*204	*303	*403	City of Chico		746
									Total for Voting Precinct 3204:	1,438

Voting Precinct	Ballot Type	Absentee Pct	Regular Pct	CONG	SEN	ASMB	SUPV	CITY	Mail Ballot?	Pct Registration
3205 - Chico									NO	
Seventh Day Adventist Church - Chico Gymnasium Between Brookwood Way & Juniper Street 1877 Hooker Oak Avenue										
	25	8003205	3200034	*101	*204	*303	*403	City of Chico		714
	25	8003205	3200037	*101	*204	*303	*403	City of Chico		627
									Total for Voting Precinct 3205:	1,341
3206 - Chico									NO	
Seventh Day Adventist Church - Chico Gymnasium Between Brookwood Way & Juniper Street 1877 Hooker Oak Avenue										
	25	8003206	3200002	*101	*204	*303	*403	City of Chico		0
	25	8003206	3200017	*101	*204	*303	*403	City of Chico		0
	25	8003206	3200027	*101	*204	*303	*403	City of Chico		770
	25	8003206	3200031	*101	*204	*303	*403	City of Chico		789
									Total for Voting Precinct 3206:	1,559
3207 - Chico									NO	
Seventh Day Adventist Church - Chico Gymnasium Between Brookwood Way & Juniper Street 1877 Hooker Oak Avenue										
	25	8003207	3200028	*101	*204	*303	*403	City of Chico		649
	25	8003207	3200032	*101	*204	*303	*403	City of Chico		587
									Total for Voting Precinct 3207:	1,236
3208 - Chico									NO	
Seventh Day Adventist Church - Chico Gymnasium Between Brookwood Way & Juniper Street 1877 Hooker Oak Avenue										
	25	8003208	3200033	*101	*204	*303	*403	City of Chico		956
	25	8003208	3200036	*101	*204	*303	*403	City of Chico		963
									Total for Voting Precinct 3208:	1,919
3209 - Chico									NO	
Butte County Library - Chico Conference Room Cross Street: East 1st Avenue 1108 Sherman Avenue										
	25	8003209	3200024	*101	*204	*303	*403	City of Chico		724
	25	8003209	3200029	*101	*204	*303	*403	City of Chico		546
									Total for Voting Precinct 3209:	1,270

Voting Precinct	Ballot Type	Absentee Pct	Regular Pct	CONG	SEN	ASMB	SUPV	CITY	Mail Ballot?	Pct Registration
3210 - Chico									NO	
Butte County Library - Chico Conference Room Cross Street: East 1st Avenue 1108 Sherman Avenue										
	25	8003210	3200025	*101	*204	*303	*403	City of Chico		829
	25	8003210	3200026	*101	*204	*303	*403	City of Chico		679
									Total for Voting Precinct 3210:	1,508
3211 - Chico									NO	
Our Divine Savior Catholic Church Social Hall Between Joshua Tree Road & Godman Avenue 566 E. Lassen Avenue										
	25	8003211	3200003	*101	*204	*303	*403	City of Chico		423
	25	8003211	3200004	*101	*204	*303	*403	City of Chico		0
	25	8003211	3200010	*101	*204	*303	*403	City of Chico		588
									Total for Voting Precinct 3211:	1,011
3212 - Chico									NO	
Our Divine Savior Catholic Church Social Hall Between Joshua Tree Road & Godman Avenue 566 E. Lassen Avenue										
	25	8003212	3200005	*101	*204	*303	*403	City of Chico		461
	25	8003212	3200012	*101	*204	*303	*403	City of Chico		715
									Total for Voting Precinct 3212:	1,176
3213 - Chico									NO	
Butte Bible Fellowship Between East & Mangrove Avenues 2255 Pillsbury Road										
	25	8003213	3200011	*101	*204	*303	*403	City of Chico		298
	25	8003213	3200018	*101	*204	*303	*403	City of Chico		707
	25	8003213	3200019	*101	*204	*303	*403	City of Chico		185
									Total for Voting Precinct 3213:	1,190
3214 - Chico									NO	
C. A. R. D. Community Center Cross Street: Mangrove Avenue 545 Vallombrosa Avenue										
	25	8003214	3200030	*101	*204	*303	*403	City of Chico		650
									Total for Voting Precinct 3214:	650

Voting Precinct	Ballot Type	Absentee Pct	Regular Pct	CONG	SEN	ASMB	SUPV	CITY	Mail Ballot?	Pct Registration
3215 - Chico									NO	
The Terraces										
Sierra Room										
Cross Street: Bruce Road										
2750 Sierra Sunrise Terrace										
	25	8003215	3200035	*101	*204	*303	*403	City of Chico		649
	25	8003215	3200038	*101	*204	*303	*403	City of Chico		546
Total for Voting Precinct 3215:										1,195
3216 - Chico									NO	
Sycamore Glen										
Craft Room										
Cross Street: Ceres Avenue										
1199 Diablo Avenue										
	25	8003216	3200006	*101	*204	*303	*403	City of Chico		715
Total for Voting Precinct 3216:										715
3801 - Chico									NO	
Our Divine Savior Catholic Church										
Social Hall										
Between Joshua Tree Road & Godman Avenue										
566 E. Lassen Avenue										
	22	8003801	3000008	*101	*204	*303	*403	Unincorporated Area		2
	22	8003801	3000022	*101	*204	*303	*403	Unincorporated Area		690
	22	8003801	3000023	*101	*204	*303	*403	Unincorporated Area		454
Total for Voting Precinct 3801:										1,146
3802 - Forest Ranch									NO	
Forest Ranch Community Center										
Cross Street: State Highway 32										
15807 Forest Ranch Road										
	20	8003802	3000011	*101	*204	*301	*403	Unincorporated Area		25
	20	8003802	3000012	*101	*204	*301	*403	Unincorporated Area		299
	20	8003802	3000013	*101	*204	*301	*403	Unincorporated Area		426
	20	8003802	3000014	*101	*204	*301	*403	Unincorporated Area		132
	20	8003802	3000015	*101	*204	*301	*403	Unincorporated Area		13
Total for Voting Precinct 3802:										895
3901 - Chico									YES	
	24	8003901	3200001	*101	*204	*301	*403	City of Chico		5
Total for Voting Precinct 3901:										5
3902 - County									YES	
	22	8003902	3000009	*101	*204	*303	*403	Unincorporated Area		0
	22	8003902	3000019	*101	*204	*303	*403	Unincorporated Area		0
	22	8003902	3000020	*101	*204	*303	*403	Unincorporated Area		218
Total for Voting Precinct 3902:										218
3903 - County									YES	
	23	8003903	3000016	*101	*204	*303	*403	Unincorporated Area		34
	23	8003903	3000017	*101	*204	*303	*403	Unincorporated Area		13
	23	8003903	3000018	*101	*204	*303	*403	Unincorporated Area		0
Total for Voting Precinct 3903:										47

Voting Precinct	Ballot Type	Absentee Pct	Regular Pct	CONG	SEN	ASMB	SUPV	CITY	Mail Ballot?	Pct Registration
3904 - County									YES	
	20	8003904	3000001	*101	*204	*301	*403	Unincorporated Area		336
									Total for Voting Precinct 3904:	336
3905 - County									YES	
	20	8003905	3000002	*101	*204	*301	*403	Unincorporated Area		176
									Total for Voting Precinct 3905:	176
3906 - County									YES	
	20	8003906	3000003	*101	*204	*301	*403	Unincorporated Area		44
	20	8003906	3000006	*101	*204	*301	*403	Unincorporated Area		0
									Total for Voting Precinct 3906:	44
3907 - County									YES	
	21	8003907	3000004	*101	*204	*301	*403	Unincorporated Area		167
	21	8003907	3000005	*101	*204	*301	*403	Unincorporated Area		29
	21	8003907	3000007	*101	*204	*301	*403	Unincorporated Area		50
	21	8003907	3000010	*101	*204	*301	*403	Unincorporated Area		0
									Total for Voting Precinct 3907:	246
3908 - County									YES	
	22	8003908	3000021	*101	*204	*303	*403	Unincorporated Area		138
									Total for Voting Precinct 3908:	138
4201 - Chico									NO	
Newman Center Cross Street: West 3rd Street 346 Cherry Street										
	19	8004201	4200001	*101	*204	*303	*404	City of Chico		472
	19	8004201	4200002	*101	*204	*303	*404	City of Chico		950
									Total for Voting Precinct 4201:	1,422
4202 - Chico									NO	
Silver Dollar Fairgrounds Commercial Building Main Gate Closed - must enter driveway behind Tower Mart 2357 Fair Street										
	19	8004202	4200003	*101	*204	*303	*404	City of Chico		383
	19	8004202	4200004	*101	*204	*303	*404	City of Chico		783
	19	8004202	4200005	*101	*204	*303	*404	City of Chico		432
									Total for Voting Precinct 4202:	1,598
4203 - Chico									NO	
Silver Dollar Fairgrounds Commercial Building Main Gate Closed - must enter driveway behind Tower Mart 2357 Fair Street										
	19	8004203	4200006	*101	*204	*303	*404	City of Chico		7
	19	8004203	4200007	*101	*204	*303	*404	City of Chico		202
	19	8004203	4200008	*101	*204	*303	*404	City of Chico		0
	19	8004203	4200012	*101	*204	*303	*404	City of Chico		615
	19	8004203	4200013	*101	*204	*303	*404	City of Chico		473
	19	8004203	4200014	*101	*204	*303	*404	City of Chico		11
									Total for Voting Precinct 4203:	1,308

Voting Precinct	Ballot Type	Absentee Pct	Regular Pct	CONG	SEN	ASMB	SUPV	CITY	Mail Ballot?	Pct Registration
4204 - Chico									NO	
Silver Dollar Fairgrounds Commercial Building Main Gate Closed - must enter driveway behind Tower Mart 2357 Fair Street										
	19	8004204	4200009	*101	*204	*303	*404	City of Chico		832
	19	8004204	4200010	*101	*204	*303	*404	City of Chico		157
	19	8004204	4200011	*101	*204	*303	*404	City of Chico		669
									Total for Voting Precinct 4204:	1,658
4301 - Gridley									NO	
Veterans Memorial Hall - Gridley Cross Street: Haskell Street 249 Sycamore Street										
	40	8004301	4300001	*101	*204	*303	*404	City of Gridley		809
	40	8004301	4300004	*101	*204	*303	*404	City of Gridley		418
	40	8004301	4300005	*101	*204	*303	*404	City of Gridley		284
									Total for Voting Precinct 4301:	1,511
4302 - Gridley									NO	
Veterans Memorial Hall - Gridley Cross Street: Haskell Street 249 Sycamore Street										
	40	8004302	4300002	*101	*204	*303	*404	City of Gridley		422
	40	8004302	4300003	*101	*204	*303	*404	City of Gridley		657
									Total for Voting Precinct 4302:	1,079
4401 - Biggs									NO	
Biggs United Methodist Church Getty Hall Cross Street: 5th Street 441 C Street										
	41	8004401	4400001	*101	*204	*303	*404	City of Biggs		729
									Total for Voting Precinct 4401:	729
4801 - Oroville									NO	
Thermalito Grange Hall Cross Street: 5th Street 479 Plumas Avenue										
	30	8004801	4000034	*101	*204	*303	*404	Unincorporated Area		553
	30	8004801	4000035	*101	*204	*303	*404	Unincorporated Area		223
	30	8004801	4000043	*101	*204	*303	*404	Unincorporated Area		703
									Total for Voting Precinct 4801:	1,479

Voting Precinct	Ballot Type	Absentee Pct	Regular Pct	CONG	SEN	ASMB	SUPV	CITY	Mail Ballot?	Pct Registration
4802 - Oroville									NO	
Thermalito Grange Hall Cross Street: 5th Street 479 Plumas Avenue										
	30	8004802	4000036	*101	*204	*303	*404	Unincorporated Area		320
	30	8004802	4000037	*101	*204	*303	*404	Unincorporated Area		210
	30	8004802	4000044	*101	*204	*303	*404	Unincorporated Area		351
	30	8004802	4000045	*101	*204	*303	*404	Unincorporated Area		29
	30	8004802	4000046	*101	*204	*303	*404	Unincorporated Area		414
Total for Voting Precinct 4802:										1,324
4803 - Gridley									NO	
Butte County Fairgrounds Cross Street: Fairview Drive 199 E. Hazel Street										
	34	8004803	4000062	*101	*204	*303	*404	Unincorporated Area		837
Total for Voting Precinct 4803:										837
4804 - Gridley									NO	
Butte County Fairgrounds Cross Street: Fairview Drive 199 E. Hazel Street										
	34	8004804	4000060	*101	*204	*303	*404	Unincorporated Area		18
	34	8004804	4000061	*101	*204	*303	*404	Unincorporated Area		79
	34	8004804	4000063	*101	*204	*303	*404	Unincorporated Area		146
	34	8004804	4000064	*101	*204	*303	*404	Unincorporated Area		473
Total for Voting Precinct 4804:										716
4805 - Durham									NO	
Veterans Memorial Hall - Durham Midway & Farber Street 9319 Midway										
	28	8004805	4000011	*101	*204	*303	*404	Unincorporated Area		217
	28	8004805	4000012	*101	*204	*303	*404	Unincorporated Area		439
	28	8004805	4000013	*101	*204	*303	*404	Unincorporated Area		109
Total for Voting Precinct 4805:										765
4806 - Durham									NO	
Veterans Memorial Hall - Durham Midway & Farber Street 9319 Midway										
	27	8004806	4000009	*101	*204	*303	*404	Unincorporated Area		266
	27	8004806	4000010	*101	*204	*303	*404	Unincorporated Area		210
	27	8004806	4000014	*101	*204	*303	*404	Unincorporated Area		1,030
	27	8004806	4000015	*101	*204	*303	*404	Unincorporated Area		367
Total for Voting Precinct 4806:										1,873

Voting Precinct	Ballot Type	Absentee Pct	Regular Pct	CONG	SEN	ASMB	SUPV	CITY	Mail Ballot?	Pct Registration
4807 - Biggs									NO	
Biggs United Methodist Church Getty Hall Cross Street: 5th Street 441 C Street										
	31	8004807	4000056	*101	*204	*303	*404	Unincorporated Area		11
	31	8004807	4000057	*101	*204	*303	*404	Unincorporated Area		15
	31	8004807	4000058	*101	*204	*303	*404	Unincorporated Area		649
<i>Total for Voting Precinct 4807:</i>										675
4808 - Chico									NO	
Butte Creek Country Club Cross Street: Fairview Circle 175 Estates Drive										
	17	8004808	4000002	*101	*204	*303	*404	Unincorporated Area		523
	17	8004808	4000003	*101	*204	*303	*404	Unincorporated Area		923
	17	8004808	4000005	*101	*204	*303	*404	Unincorporated Area		758
<i>Total for Voting Precinct 4808:</i>										2,204
4901 - Oroville									YES	
	36	8004901	4100001	*101	*204	*303	*404	City of Oroville		126
	36	8004901	4100002	*101	*204	*303	*404	City of Oroville		43
	36	8004901	4100004	*101	*204	*303	*404	City of Oroville		30
<i>Total for Voting Precinct 4901:</i>										199
4902 - Oroville									YES	
	36	8004902	4100003	*101	*204	*303	*404	City of Oroville		210
<i>Total for Voting Precinct 4902:</i>										210
4903 - Oroville									YES	
	37	8004903	4100005	*101	*204	*303	*404	City of Oroville		0
<i>Total for Voting Precinct 4903:</i>										0
4904 - Oroville									YES	
	38	8004904	4100006	*101	*204	*303	*404	City of Oroville		0
	38	8004904	4100007	*101	*204	*303	*404	City of Oroville		0
<i>Total for Voting Precinct 4904:</i>										0
4905 - Oroville									YES	
	39	8004905	4100008	*101	*204	*303	*404	City of Oroville		0
<i>Total for Voting Precinct 4905:</i>										0
4906 - County									YES	
	17	8004906	4000001	*101	*204	*303	*404	Unincorporated Area		29
	17	8004906	4000004	*101	*204	*303	*404	Unincorporated Area		111
	17	8004906	4000006	*101	*204	*303	*404	Unincorporated Area		8
	17	8004906	4000007	*101	*204	*303	*404	Unincorporated Area		15
<i>Total for Voting Precinct 4906:</i>										163
4907 - County									YES	
	27	8004907	4000016	*101	*204	*303	*404	Unincorporated Area		73
	27	8004907	4000017	*101	*204	*303	*404	Unincorporated Area		19
	27	8004907	4000019	*101	*204	*303	*404	Unincorporated Area		0
<i>Total for Voting Precinct 4907:</i>										92

Voting Precinct	Ballot Type	Absentee Pct	Regular Pct	CONG	SEN	ASMB	SUPV	CITY	Mail Ballot?	Pct Registration
4908 - County									YES	
	31	8004908	4000047	*101	*204	*303	*404	Unincorporated Area		15
	31	8004908	4000048	*101	*204	*303	*404	Unincorporated Area		51
									Total for Voting Precinct 4908:	66
4909 - County									YES	
	29	8004909	4000018	*101	*204	*303	*404	Unincorporated Area		0
	29	8004909	4000054	*101	*204	*303	*404	Unincorporated Area		40
									Total for Voting Precinct 4909:	40
4910 - County									YES	
	30	8004910	4000020	*101	*204	*303	*404	Unincorporated Area		2
	30	8004910	4000021	*101	*204	*303	*404	Unincorporated Area		19
	30	8004910	4000022	*101	*204	*303	*404	Unincorporated Area		0
	30	8004910	4000023	*101	*204	*303	*404	Unincorporated Area		0
	30	8004910	4000032	*101	*204	*303	*404	Unincorporated Area		0
	30	8004910	4000033	*101	*204	*303	*404	Unincorporated Area		0
	30	8004910	4000040	*101	*204	*303	*404	Unincorporated Area		0
	30	8004910	4000042	*101	*204	*303	*404	Unincorporated Area		5
	30	8004910	4000050	*101	*204	*303	*404	Unincorporated Area		145
	30	8004910	4000051	*101	*204	*303	*404	Unincorporated Area		5
	30	8004910	4000052	*101	*204	*303	*404	Unincorporated Area		51
	30	8004910	4000053	*101	*204	*303	*404	Unincorporated Area		12
	30	8004910	4000055	*101	*204	*303	*404	Unincorporated Area		15
	30	8004910	4000067	*101	*204	*303	*404	Unincorporated Area		2
									Total for Voting Precinct 4910:	256
4911 - County									YES	
	33	8004911	4000059	*101	*204	*303	*404	Unincorporated Area		132
									Total for Voting Precinct 4911:	132
4912 - County									YES	
	26	8004912	4000008	*101	*204	*303	*404	Unincorporated Area		0
									Total for Voting Precinct 4912:	0
4913 - County									YES	
	31	8004913	4000024	*101	*204	*303	*404	Unincorporated Area		3
	31	8004913	4000025	*101	*204	*303	*404	Unincorporated Area		29
	31	8004913	4000026	*101	*204	*303	*404	Unincorporated Area		147
	31	8004913	4000027	*101	*204	*303	*404	Unincorporated Area		6
	31	8004913	4000028	*101	*204	*303	*404	Unincorporated Area		0
	31	8004913	4000038	*101	*204	*303	*404	Unincorporated Area		15
	31	8004913	4000049	*101	*204	*303	*404	Unincorporated Area		35
									Total for Voting Precinct 4913:	235
4914 - County									YES	
	32	8004914	4000029	*101	*204	*303	*404	Unincorporated Area		0
	32	8004914	4000030	*101	*204	*303	*404	Unincorporated Area		0
	32	8004914	4000031	*101	*204	*303	*404	Unincorporated Area		0
	32	8004914	4000039	*101	*204	*303	*404	Unincorporated Area		5
	32	8004914	4000041	*101	*204	*303	*404	Unincorporated Area		52
									Total for Voting Precinct 4914:	57

Voting Precinct	Ballot Type	Absentee Pct	Regular Pct	CONG	SEN	ASMB	SUPV	CITY	Mail Ballot?	Pct Registration
4915 - County									YES	
	34	8004915	4000066	*101	*204	*303	*404	Unincorporated Area		47
									Total for Voting Precinct 4915:	47
4916 - County									YES	
	35	8004916	4000065	*101	*204	*303	*404	Unincorporated Area		512
									Total for Voting Precinct 4916:	512
5201 - Chico									NO	
Silver Dollar Fairgrounds Commercial Building Main Gate Closed - must enter driveway behind Tower Mart 2357 Fair Street										
	25	8005201	5200001	*101	*204	*303	*405	City of Chico		10
	25	8005201	5200002	*101	*204	*303	*405	City of Chico		1,154
	25	8005201	5200003	*101	*204	*303	*405	City of Chico		0
									Total for Voting Precinct 5201:	1,164
5501 - Paradise									NO	
Veterans Memorial Hall - Paradise Corner of Skyway & Elliot Roads 6550 Skyway										
	45	8005501	5500004	*101	*204	*303	*405	Town of Paradise		419
	45	8005501	5500008	*101	*204	*303	*405	Town of Paradise		473
									Total for Voting Precinct 5501:	892
5502 - Paradise									NO	
Veterans Memorial Hall - Paradise Corner of Skyway & Elliot Roads 6550 Skyway										
	45	8005502	5500007	*101	*204	*303	*405	Town of Paradise		553
	45	8005502	5500011	*101	*204	*303	*405	Town of Paradise		370
									Total for Voting Precinct 5502:	923
5503 - Paradise									NO	
Veterans Memorial Hall - Paradise Corner of Skyway & Elliot Roads 6550 Skyway										
	45	8005503	5500012	*101	*204	*303	*405	Town of Paradise		363
	45	8005503	5500017	*101	*204	*303	*405	Town of Paradise		459
									Total for Voting Precinct 5503:	822
5504 - Paradise									NO	
Veterans Memorial Hall - Paradise Corner of Skyway & Elliot Roads 6550 Skyway										
	45	8005504	5500018	*101	*204	*303	*405	Town of Paradise		457
	45	8005504	5500019	*101	*204	*303	*405	Town of Paradise		378
									Total for Voting Precinct 5504:	835

Voting Precinct	Ballot Type	Absentee Pct	Regular Pct	CONG	SEN	ASMB	SUPV	CITY	Mail Ballot?	Pct Registration
5505 - Paradise									NO	
Paradise Alliance Church Enter North Side of Building 6491 Clark Road										
	45	8005505	5500001	*101	*204	*303	*405	Town of Paradise		236
	45	8005505	5500005	*101	*204	*303	*405	Town of Paradise		579
	45	8005505	5500006	*101	*204	*303	*405	Town of Paradise		696
	45	8005505	5500010	*101	*204	*303	*405	Town of Paradise		275
									Total for Voting Precinct 5505:	1,786
5506 - Paradise									NO	
Paradise Alliance Church Enter North Side of Building 6491 Clark Road										
	45	8005506	5500002	*101	*204	*303	*405	Town of Paradise		579
	45	8005506	5500003	*101	*204	*303	*405	Town of Paradise		362
	45	8005506	5500009	*101	*204	*303	*405	Town of Paradise		642
									Total for Voting Precinct 5506:	1,583
5507 - Paradise									NO	
Paradise Ridge Senior Center Cross Street: Clark Road 877 Nunneley Road										
	45	8005507	5500013	*101	*204	*303	*405	Town of Paradise		712
									Total for Voting Precinct 5507:	712
5508 - Paradise									NO	
Paradise Ridge Senior Center Cross Street: Clark Road 877 Nunneley Road										
	45	8005508	5500014	*101	*204	*303	*405	Town of Paradise		675
									Total for Voting Precinct 5508:	675
5509 - Paradise									NO	
Paradise Church of Christ Cross Street: Sawmill Road 1181 Pearson Road										
	45	8005509	5500021	*101	*204	*303	*405	Town of Paradise		669
	45	8005509	5500025	*101	*204	*303	*405	Town of Paradise		540
	45	8005509	5500028	*101	*204	*303	*405	Town of Paradise		172
	45	8005509	5500029	*101	*204	*303	*405	Town of Paradise		176
									Total for Voting Precinct 5509:	1,557

Voting Precinct	Ballot Type	Absentee Pct	Regular Pct	CONG	SEN	ASMB	SUPV	CITY	Mail Ballot?	Pct Registration
5510 - Paradise									NO	
Paradise Church of Christ Cross Street: Sawmill Road 1181 Pearson Road										
	45	8005510	5500022	*101	*204	*303	*405	Town of Paradise		500
	45	8005510	5500026	*101	*204	*303	*405	Town of Paradise		622
	45	8005510	5500030	*101	*204	*303	*405	Town of Paradise		444
									Total for Voting Precinct 5510:	1,566
5511 - Paradise									NO	
Craig Memorial Congregational Church Scottwood & Pearson Roads 5665 Scottwood Road										
	45	8005511	5500023	*101	*204	*303	*405	Town of Paradise		789
	45	8005511	5500024	*101	*204	*303	*405	Town of Paradise		768
									Total for Voting Precinct 5511:	1,557
5512 - Paradise									NO	
Craig Memorial Congregational Church Scottwood & Pearson Roads 5665 Scottwood Road										
	45	8005512	5500020	*101	*204	*303	*405	Town of Paradise		366
	45	8005512	5500027	*101	*204	*303	*405	Town of Paradise		949
									Total for Voting Precinct 5512:	1,315
5513 - Paradise									NO	
Our Savior Lutheran Church Cross Street: Bille Road 6404 Pentz Road										
	45	8005513	5500015	*101	*204	*303	*405	Town of Paradise		906
	45	8005513	5500016	*101	*204	*303	*405	Town of Paradise		752
									Total for Voting Precinct 5513:	1,658
5801 - Magalia									NO	
Magalia Pines Baptist Church Skyway & Lakeridge Circle 14098 Skyway										
	42	8005801	5000018	*101	*204	*301	*405	Unincorporated Area		798
	42	8005801	5000019	*101	*204	*301	*405	Unincorporated Area		232
									Total for Voting Precinct 5801:	1,030

Voting Precinct	Ballot Type	Absentee Pct	Regular Pct	CONG	SEN	ASMB	SUPV	CITY	Mail Ballot?	Pct Registration
5802 - Magalia									NO	
Magalia Pines Baptist Church Skyway & Lakeridge Circle 14098 Skyway										
	42	8005802	5000022	*101	*204	*301	*405	Unincorporated Area		416
	42	8005802	5000023	*101	*204	*301	*405	Unincorporated Area		900
Total for Voting Precinct 5802:										1,316
5803 - Magalia									NO	
Seventh Day Adventist Church - Magalia Fellowship Hall Mc Reynolds Court & Shawnee Lane 15204 Skyway										
	42	8005803	5000016	*101	*204	*301	*405	Unincorporated Area		71
	42	8005803	5000017	*101	*204	*301	*405	Unincorporated Area		837
	42	8005803	5000021	*101	*204	*301	*405	Unincorporated Area		60
	42	8005803	5000028	*101	*204	*301	*405	Unincorporated Area		30
Total for Voting Precinct 5803:										998
5804 - Magalia									NO	
Seventh Day Adventist Church - Magalia Fellowship Hall Mc Reynolds Court & Shawnee Lane 15204 Skyway										
	42	8005804	5000008	*101	*204	*301	*405	Unincorporated Area		172
	42	8005804	5000012	*101	*204	*301	*405	Unincorporated Area		140
	42	8005804	5000013	*101	*204	*301	*405	Unincorporated Area		643
	42	8005804	5000014	*101	*204	*301	*405	Unincorporated Area		104
Total for Voting Precinct 5804:										1,059
5805 - Magalia									NO	
Paradise Pines Owners Association Library Cross Street: Village Lane 14211 Wycliff Way										
	42	8005805	5000024	*101	*204	*301	*405	Unincorporated Area		533
	42	8005805	5000026	*101	*204	*301	*405	Unincorporated Area		1,264
Total for Voting Precinct 5805:										1,797
5806 - Butte Valley									NO	
Foothills Mobile Home Park Cross Street: Butte Campus Drive 2920 Clark Rd										
	44	8005806	5000042	*101	*204	*303	*405	Unincorporated Area		422
	44	8005806	5000043	*101	*204	*303	*405	Unincorporated Area		46
Total for Voting Precinct 5806:										468
5901 - Paradise									YES	
	46	8005901	5500032	*101	*204	*301	*405	Town of Paradise		0
Total for Voting Precinct 5901:										0

Voting Precinct	Ballot Type	Absentee Pct	Regular Pct	CONG	SEN	ASMB	SUPV	CITY	Mail Ballot?	Pct Registration
5902 - Paradise									YES	
	45	8005902	5500031	*101	*204	*303	*405	Town of Paradise		225
	45	8005902	5500033	*101	*204	*303	*405	Town of Paradise		13
									Total for Voting Precinct 5902:	238
5903 - County									YES	
	42	8005903	5000001	*101	*204	*301	*405	Unincorporated Area		1
	42	8005903	5000002	*101	*204	*301	*405	Unincorporated Area		27
	42	8005903	5000003	*101	*204	*301	*405	Unincorporated Area		3
	42	8005903	5000004	*101	*204	*301	*405	Unincorporated Area		0
	42	8005903	5000005	*101	*204	*301	*405	Unincorporated Area		0
	42	8005903	5000007	*101	*204	*301	*405	Unincorporated Area		61
	42	8005903	5000009	*101	*204	*301	*405	Unincorporated Area		106
	42	8005903	5000010	*101	*204	*301	*405	Unincorporated Area		73
									Total for Voting Precinct 5903:	271
5904 - County									YES	
	42	8005904	5000006	*101	*204	*301	*405	Unincorporated Area		148
	42	8005904	5000052	*101	*204	*301	*405	Unincorporated Area		0
	42	8005904	5000054	*101	*204	*301	*405	Unincorporated Area		21
									Total for Voting Precinct 5904:	169
5905 - County									YES	
	20	8005905	5000011	*101	*204	*301	*405	Unincorporated Area		29
	20	8005905	5000015	*101	*204	*301	*405	Unincorporated Area		15
	20	8005905	5000027	*101	*204	*301	*405	Unincorporated Area		13
									Total for Voting Precinct 5905:	57
5906 - County									YES	
	42	8005906	5000025	*101	*204	*301	*405	Unincorporated Area		395
									Total for Voting Precinct 5906:	395
5907 - County									YES	
	23	8005907	5000031	*101	*204	*303	*405	Unincorporated Area		93
	23	8005907	5000032	*101	*204	*303	*405	Unincorporated Area		55
	23	8005907	5000033	*101	*204	*303	*405	Unincorporated Area		82
	23	8005907	5000056	*101	*204	*303	*405	Unincorporated Area		5
									Total for Voting Precinct 5907:	235
5908 - County									YES	
	23	8005908	5000034	*101	*204	*303	*405	Unincorporated Area		41
	23	8005908	5000035	*101	*204	*303	*405	Unincorporated Area		61
	23	8005908	5000036	*101	*204	*303	*405	Unincorporated Area		79
	23	8005908	5000038	*101	*204	*303	*405	Unincorporated Area		69
									Total for Voting Precinct 5908:	250
5909 - County									YES	
	23	8005909	5000037	*101	*204	*303	*405	Unincorporated Area		220
									Total for Voting Precinct 5909:	220
5910 - County									YES	
	22	8005910	5000039	*101	*204	*303	*405	Unincorporated Area		335
									Total for Voting Precinct 5910:	335

Voting Precinct	Ballot Type	Absentee Pct	Regular Pct	CONG	SEN	ASMB	SUPV	CITY	Mail Ballot?	Pct Registration
5911 - County									YES	
	43	8005911	5000040	*101	*204	*303	*405	Unincorporated Area		229
	43	8005911	5000041	*101	*204	*303	*405	Unincorporated Area		26
									Total for Voting Precinct 5911:	255
5912 - County									YES	
	43	8005912	5000049	*101	*204	*303	*405	Unincorporated Area		0
	43	8005912	5000050	*101	*204	*303	*405	Unincorporated Area		0
	43	8005912	5000051	*101	*204	*303	*405	Unincorporated Area		85
	43	8005912	5000053	*101	*204	*303	*405	Unincorporated Area		0
	43	8005912	5000055	*101	*204	*303	*405	Unincorporated Area		0
	43	8005912	5000057	*101	*204	*303	*405	Unincorporated Area		6
									Total for Voting Precinct 5912:	91
5913 - County									YES	
	5	8005913	5000045	*101	*204	*303	*405	Unincorporated Area		263
	5	8005913	5000047	*101	*204	*303	*405	Unincorporated Area		0
									Total for Voting Precinct 5913:	263
5914 - County									YES	
	43	8005914	5000048	*101	*204	*303	*405	Unincorporated Area		345
									Total for Voting Precinct 5914:	345
5915 - County									YES	
	3	8005915	5000046	*101	*204	*301	*405	Unincorporated Area		24
									Total for Voting Precinct 5915:	24
5916 - County									YES	
	5	8005916	5000044	*101	*204	*303	*405	Unincorporated Area		167
									Total for Voting Precinct 5916:	167
5917 - County									YES	
	42	8005917	5000020	*101	*204	*301	*405	Unincorporated Area		83
	42	8005917	5000029	*101	*204	*301	*405	Unincorporated Area		3
	42	8005917	5000030	*101	*204	*301	*405	Unincorporated Area		4
									Total for Voting Precinct 5917:	90

Voting Precinct	Ballot Type	Absentee Pct	Regular Pct	CONG	SEN	ASMB	SUPV	CITY	Mail Ballot?	Pct Registration
Polling Place Precincts:		93	Total Polling Place Precinct Registration:				108,168			
Mail Ballot Precincts:		64	Total Mail Ballot Precinct Registration:				10,577			
Total Precincts:		157	Total Registration:				118,745			

----- Voting Precinct Statistics by District -----						
MAJOR DISTRICT TYPE	DISTRICT ID	MAIL BALLOT	POLLING PLACE	TOTAL	TOTAL REGISTRATION	ABSENTEE PRECINCTS
Congressional District Districts	*101	64	93	157	118,745	157
Senate District Districts	*204	64	93	157	118,745	157
Assembly District Districts	*301	19	8	27	11,912	27
	*303	45	85	130	106,833	130
County Supervisor District Districts	*401	19	18	37	21,981	37
	*402	4	22	26	23,839	26
	*403	8	18	26	24,620	26
	*404	16	15	31	21,187	31
	*405	17	20	37	27,118	37

Statement of Votes Cast
General Election - November 4, 2014
Butte County, California
City

Date: 11/20/14
Time: 16:07:57
Page: 286 of 323

	TOWN OF PARADISE COUNCIL (2)						
	Reg. Voters	Vote For	Times Counted	Total Votes	Times Blank Voted	Times Over Voted	Number Of Under Votes
Jurisdiction Wide							
1101							
Poll-OS	-	-	-	-	-	-	-
Poll-TS	-	-	-	-	-	-	-
VBM	-	-	-	-	-	-	-
MB	-	-	-	-	-	-	-
Total	-	-	-	-	-	-	-
1102							
Poll-OS	-	-	-	-	-	-	-
Poll-TS	-	-	-	-	-	-	-
VBM	-	-	-	-	-	-	-
MB	-	-	-	-	-	-	-
Total	-	-	-	-	-	-	-
1103							
Poll-OS	-	-	-	-	-	-	-
Poll-TS	-	-	-	-	-	-	-
VBM	-	-	-	-	-	-	-
MB	-	-	-	-	-	-	-
Total	-	-	-	-	-	-	-
1104							
Poll-OS	-	-	-	-	-	-	-
Poll-TS	-	-	-	-	-	-	-
VBM	-	-	-	-	-	-	-
MB	-	-	-	-	-	-	-
Total	-	-	-	-	-	-	-
1105							
Poll-OS	-	-	-	-	-	-	-
Poll-TS	-	-	-	-	-	-	-
VBM	-	-	-	-	-	-	-
MB	-	-	-	-	-	-	-
Total	-	-	-	-	-	-	-
1801							
Poll-OS	-	-	-	-	-	-	-
Poll-TS	-	-	-	-	-	-	-
VBM	-	-	-	-	-	-	-
MB	-	-	-	-	-	-	-
Total	-	-	-	-	-	-	-
1802							
Poll-OS	-	-	-	-	-	-	-
Poll-TS	-	-	-	-	-	-	-
VBM	-	-	-	-	-	-	-
MB	-	-	-	-	-	-	-
Total	-	-	-	-	-	-	-
1803							
Poll-OS	-	-	-	-	-	-	-
Poll-TS	-	-	-	-	-	-	-
VBM	-	-	-	-	-	-	-
MB	-	-	-	-	-	-	-
Total	-	-	-	-	-	-	-
1804							
Poll-OS	-	-	-	-	-	-	-
Poll-TS	-	-	-	-	-	-	-
VBM	-	-	-	-	-	-	-
MB	-	-	-	-	-	-	-
Total	-	-	-	-	-	-	-
1805							
Poll-OS	-	-	-	-	-	-	-
Poll-TS	-	-	-	-	-	-	-
VBM	-	-	-	-	-	-	-
MB	-	-	-	-	-	-	-
Total	-	-	-	-	-	-	-

Statement of Votes Cast
General Election - November 4, 2014
Butte County, California
City

Date:11/20/14
Time:16:07:57
Page:287 of 323

TOWN OF PARADISE COUNCIL (2)							
	Reg. Voters	Vote For	Times Counted	Total Votes	Times Blank Voted	Times Over Voted	Number Of Under Votes
1806							
Poll-OS	-	-	-	-	-	-	-
Poll-TS	-	-	-	-	-	-	-
VBM	-	-	-	-	-	-	-
MB	-	-	-	-	-	-	-
Total	-	-	-	-	-	-	-
1807							
Poll-OS	-	-	-	-	-	-	-
Poll-TS	-	-	-	-	-	-	-
VBM	-	-	-	-	-	-	-
MB	-	-	-	-	-	-	-
Total	-	-	-	-	-	-	-
1808							
Poll-OS	-	-	-	-	-	-	-
Poll-TS	-	-	-	-	-	-	-
VBM	-	-	-	-	-	-	-
MB	-	-	-	-	-	-	-
Total	-	-	-	-	-	-	-
1809							
Poll-OS	-	-	-	-	-	-	-
Poll-TS	-	-	-	-	-	-	-
VBM	-	-	-	-	-	-	-
MB	-	-	-	-	-	-	-
Total	-	-	-	-	-	-	-
1810							
Poll-OS	-	-	-	-	-	-	-
Poll-TS	-	-	-	-	-	-	-
VBM	-	-	-	-	-	-	-
MB	-	-	-	-	-	-	-
Total	-	-	-	-	-	-	-
1811							
Poll-OS	-	-	-	-	-	-	-
Poll-TS	-	-	-	-	-	-	-
VBM	-	-	-	-	-	-	-
MB	-	-	-	-	-	-	-
Total	-	-	-	-	-	-	-
1812							
Poll-OS	-	-	-	-	-	-	-
Poll-TS	-	-	-	-	-	-	-
VBM	-	-	-	-	-	-	-
MB	-	-	-	-	-	-	-
Total	-	-	-	-	-	-	-
1813							
Poll-OS	-	-	-	-	-	-	-
Poll-TS	-	-	-	-	-	-	-
VBM	-	-	-	-	-	-	-
MB	-	-	-	-	-	-	-
Total	-	-	-	-	-	-	-
1901-MB							
Poll-OS	-	-	-	-	-	-	-
Poll-TS	-	-	-	-	-	-	-
VBM	-	-	-	-	-	-	-
MB	-	-	-	-	-	-	-
Total	-	-	-	-	-	-	-
1902-MB							
Poll-OS	-	-	-	-	-	-	-
Poll-TS	-	-	-	-	-	-	-
VBM	-	-	-	-	-	-	-
MB	-	-	-	-	-	-	-
Total	-	-	-	-	-	-	-
1903-MB							

Statement of Votes Cast
General Election - November 4, 2014
Butte County, California
City

Date:11/20/14
Time:16:07:58
Page:288 of 323

	TOWN OF PARADISE COUNCIL (2)						
	Reg. Voters	Vote For	Times Counted	Total Votes	Times Blank Voted	Times Over Voted	Number Of Under Votes
Poll-OS	-	-	-	-	-	-	-
Poll-TS	-	-	-	-	-	-	-
VBM	-	-	-	-	-	-	-
MB	-	-	-	-	-	-	-
Total	-	-	-	-	-	-	-
1904-MB	-	-	-	-	-	-	-
Poll-OS	-	-	-	-	-	-	-
Poll-TS	-	-	-	-	-	-	-
VBM	-	-	-	-	-	-	-
MB	-	-	-	-	-	-	-
Total	-	-	-	-	-	-	-
1905-MB	-	-	-	-	-	-	-
Poll-OS	-	-	-	-	-	-	-
Poll-TS	-	-	-	-	-	-	-
VBM	-	-	-	-	-	-	-
MB	-	-	-	-	-	-	-
Total	-	-	-	-	-	-	-
1906-MB	-	-	-	-	-	-	-
Poll-OS	-	-	-	-	-	-	-
Poll-TS	-	-	-	-	-	-	-
VBM	-	-	-	-	-	-	-
MB	-	-	-	-	-	-	-
Total	-	-	-	-	-	-	-
1907-MB	-	-	-	-	-	-	-
Poll-OS	-	-	-	-	-	-	-
Poll-TS	-	-	-	-	-	-	-
VBM	-	-	-	-	-	-	-
MB	-	-	-	-	-	-	-
Total	-	-	-	-	-	-	-
1908-MB	-	-	-	-	-	-	-
Poll-OS	-	-	-	-	-	-	-
Poll-TS	-	-	-	-	-	-	-
VBM	-	-	-	-	-	-	-
MB	-	-	-	-	-	-	-
Total	-	-	-	-	-	-	-
1909-MB	-	-	-	-	-	-	-
Poll-OS	-	-	-	-	-	-	-
Poll-TS	-	-	-	-	-	-	-
VBM	-	-	-	-	-	-	-
MB	-	-	-	-	-	-	-
Total	-	-	-	-	-	-	-
1910-MB	-	-	-	-	-	-	-
Poll-OS	-	-	-	-	-	-	-
Poll-TS	-	-	-	-	-	-	-
VBM	-	-	-	-	-	-	-
MB	-	-	-	-	-	-	-
Total	-	-	-	-	-	-	-
1911-MB	-	-	-	-	-	-	-
Poll-OS	-	-	-	-	-	-	-
Poll-TS	-	-	-	-	-	-	-
VBM	-	-	-	-	-	-	-
MB	-	-	-	-	-	-	-
Total	-	-	-	-	-	-	-
1912-MB	-	-	-	-	-	-	-
Poll-OS	-	-	-	-	-	-	-
Poll-TS	-	-	-	-	-	-	-
VBM	-	-	-	-	-	-	-
MB	-	-	-	-	-	-	-
Total	-	-	-	-	-	-	-
1913-MB	-	-	-	-	-	-	-
Poll-OS	-	-	-	-	-	-	-

Statement of Votes Cast
General Election - November 4, 2014
Butte County, California
City

Date:11/20/14
Time:16:07:58
Page:289 of 323

	TOWN OF PARADISE COUNCIL (2)						
	Reg. Voters	Vote For	Times Counted	Total Votes	Times Blank Voted	Times Over Voted	Number Of Under Votes
Poll-TS	-	-	-	-	-	-	-
VBM	-	-	-	-	-	-	-
MB	-	-	-	-	-	-	-
Total	-	-	-	-	-	-	-
1914-MB	-	-	-	-	-	-	-
Poll-OS	-	-	-	-	-	-	-
Poll-TS	-	-	-	-	-	-	-
VBM	-	-	-	-	-	-	-
MB	-	-	-	-	-	-	-
Total	-	-	-	-	-	-	-
1915-MB	-	-	-	-	-	-	-
Poll-OS	-	-	-	-	-	-	-
Poll-TS	-	-	-	-	-	-	-
VBM	-	-	-	-	-	-	-
MB	-	-	-	-	-	-	-
Total	-	-	-	-	-	-	-
1916-MB	-	-	-	-	-	-	-
Poll-OS	-	-	-	-	-	-	-
Poll-TS	-	-	-	-	-	-	-
VBM	-	-	-	-	-	-	-
MB	-	-	-	-	-	-	-
Total	-	-	-	-	-	-	-
1917-MB	-	-	-	-	-	-	-
Poll-OS	-	-	-	-	-	-	-
Poll-TS	-	-	-	-	-	-	-
VBM	-	-	-	-	-	-	-
MB	-	-	-	-	-	-	-
Total	-	-	-	-	-	-	-
1918-MB	-	-	-	-	-	-	-
Poll-OS	-	-	-	-	-	-	-
Poll-TS	-	-	-	-	-	-	-
VBM	-	-	-	-	-	-	-
MB	-	-	-	-	-	-	-
Total	-	-	-	-	-	-	-
1919-MB	-	-	-	-	-	-	-
Poll-OS	-	-	-	-	-	-	-
Poll-TS	-	-	-	-	-	-	-
VBM	-	-	-	-	-	-	-
MB	-	-	-	-	-	-	-
Total	-	-	-	-	-	-	-
2201	-	-	-	-	-	-	-
Poll-OS	-	-	-	-	-	-	-
Poll-TS	-	-	-	-	-	-	-
VBM	-	-	-	-	-	-	-
MB	-	-	-	-	-	-	-
Total	-	-	-	-	-	-	-
2202	-	-	-	-	-	-	-
Poll-OS	-	-	-	-	-	-	-
Poll-TS	-	-	-	-	-	-	-
VBM	-	-	-	-	-	-	-
MB	-	-	-	-	-	-	-
Total	-	-	-	-	-	-	-
2203	-	-	-	-	-	-	-
Poll-OS	-	-	-	-	-	-	-
Poll-TS	-	-	-	-	-	-	-
VBM	-	-	-	-	-	-	-
MB	-	-	-	-	-	-	-
Total	-	-	-	-	-	-	-
2204	-	-	-	-	-	-	-
Poll-OS	-	-	-	-	-	-	-
Poll-TS	-	-	-	-	-	-	-

Statement of Votes Cast
General Election - November 4, 2014
Butte County, California
City

Date:11/20/14
Time:16:07:58
Page:290 of 323

TOWN OF PARADISE COUNCIL (2)							
	Reg. Voters	Vote For	Times Counted	Total Votes	Times Blank Voted	Times Over Voted	Number Of Under Votes
VBM	-	-	-	-	-	-	-
MB	-	-	-	-	-	-	-
Total	-	-	-	-	-	-	-
2205							
Poll-OS	-	-	-	-	-	-	-
Poll-TS	-	-	-	-	-	-	-
VBM	-	-	-	-	-	-	-
MB	-	-	-	-	-	-	-
Total	-	-	-	-	-	-	-
2206							
Poll-OS	-	-	-	-	-	-	-
Poll-TS	-	-	-	-	-	-	-
VBM	-	-	-	-	-	-	-
MB	-	-	-	-	-	-	-
Total	-	-	-	-	-	-	-
2207							
Poll-OS	-	-	-	-	-	-	-
Poll-TS	-	-	-	-	-	-	-
VBM	-	-	-	-	-	-	-
MB	-	-	-	-	-	-	-
Total	-	-	-	-	-	-	-
2208							
Poll-OS	-	-	-	-	-	-	-
Poll-TS	-	-	-	-	-	-	-
VBM	-	-	-	-	-	-	-
MB	-	-	-	-	-	-	-
Total	-	-	-	-	-	-	-
2209							
Poll-OS	-	-	-	-	-	-	-
Poll-TS	-	-	-	-	-	-	-
VBM	-	-	-	-	-	-	-
MB	-	-	-	-	-	-	-
Total	-	-	-	-	-	-	-
2210							
Poll-OS	-	-	-	-	-	-	-
Poll-TS	-	-	-	-	-	-	-
VBM	-	-	-	-	-	-	-
MB	-	-	-	-	-	-	-
Total	-	-	-	-	-	-	-
2211							
Poll-OS	-	-	-	-	-	-	-
Poll-TS	-	-	-	-	-	-	-
VBM	-	-	-	-	-	-	-
MB	-	-	-	-	-	-	-
Total	-	-	-	-	-	-	-
2212							
Poll-OS	-	-	-	-	-	-	-
Poll-TS	-	-	-	-	-	-	-
VBM	-	-	-	-	-	-	-
MB	-	-	-	-	-	-	-
Total	-	-	-	-	-	-	-
2213							
Poll-OS	-	-	-	-	-	-	-
Poll-TS	-	-	-	-	-	-	-
VBM	-	-	-	-	-	-	-
MB	-	-	-	-	-	-	-
Total	-	-	-	-	-	-	-
2214							
Poll-OS	-	-	-	-	-	-	-
Poll-TS	-	-	-	-	-	-	-
VBM	-	-	-	-	-	-	-

Statement of Votes Cast
General Election - November 4, 2014
Butte County, California
City

Date:11/20/14
Time:16:07:58
Page:291 of 323

TOWN OF PARADISE COUNCIL (2)							
	Reg. Voters	Vote For	Times Counted	Total Votes	Times Blank Voted	Times Over Voted	Number Of Under Votes
MB	-	-	-	-	-	-	-
Total	-	-	-	-	-	-	-
2215							
Poll-OS	-	-	-	-	-	-	-
Poll-TS	-	-	-	-	-	-	-
VBM	-	-	-	-	-	-	-
MB	-	-	-	-	-	-	-
Total	-	-	-	-	-	-	-
2216							
Poll-OS	-	-	-	-	-	-	-
Poll-TS	-	-	-	-	-	-	-
VBM	-	-	-	-	-	-	-
MB	-	-	-	-	-	-	-
Total	-	-	-	-	-	-	-
2801							
Poll-OS	-	-	-	-	-	-	-
Poll-TS	-	-	-	-	-	-	-
VBM	-	-	-	-	-	-	-
MB	-	-	-	-	-	-	-
Total	-	-	-	-	-	-	-
2802							
Poll-OS	-	-	-	-	-	-	-
Poll-TS	-	-	-	-	-	-	-
VBM	-	-	-	-	-	-	-
MB	-	-	-	-	-	-	-
Total	-	-	-	-	-	-	-
2803							
Poll-OS	-	-	-	-	-	-	-
Poll-TS	-	-	-	-	-	-	-
VBM	-	-	-	-	-	-	-
MB	-	-	-	-	-	-	-
Total	-	-	-	-	-	-	-
2804							
Poll-OS	-	-	-	-	-	-	-
Poll-TS	-	-	-	-	-	-	-
VBM	-	-	-	-	-	-	-
MB	-	-	-	-	-	-	-
Total	-	-	-	-	-	-	-
2805							
Poll-OS	-	-	-	-	-	-	-
Poll-TS	-	-	-	-	-	-	-
VBM	-	-	-	-	-	-	-
MB	-	-	-	-	-	-	-
Total	-	-	-	-	-	-	-
2806							
Poll-OS	-	-	-	-	-	-	-
Poll-TS	-	-	-	-	-	-	-
VBM	-	-	-	-	-	-	-
MB	-	-	-	-	-	-	-
Total	-	-	-	-	-	-	-
2901-MB							
Poll-OS	-	-	-	-	-	-	-
Poll-TS	-	-	-	-	-	-	-
VBM	-	-	-	-	-	-	-
MB	-	-	-	-	-	-	-
Total	-	-	-	-	-	-	-
2902-MB							
Poll-OS	-	-	-	-	-	-	-
Poll-TS	-	-	-	-	-	-	-
VBM	-	-	-	-	-	-	-
MB	-	-	-	-	-	-	-

Statement of Votes Cast
General Election - November 4, 2014
Butte County, California
City

Date:11/20/14
Time:16:07:58
Page:292 of 323

	TOWN OF PARADISE COUNCIL (2)						
	Reg. Voters	Vote For	Times Counted	Total Votes	Times Blank Voted	Times Over Voted	Number Of Under Votes
Total	-	-	-	-	-	-	-
2903-MB	-	-	-	-	-	-	-
Poll-OS	-	-	-	-	-	-	-
Poll-TS	-	-	-	-	-	-	-
VBM	-	-	-	-	-	-	-
MB	-	-	-	-	-	-	-
Total	-	-	-	-	-	-	-
2904-MB	-	-	-	-	-	-	-
Poll-OS	-	-	-	-	-	-	-
Poll-TS	-	-	-	-	-	-	-
VBM	-	-	-	-	-	-	-
MB	-	-	-	-	-	-	-
Total	-	-	-	-	-	-	-
3201	-	-	-	-	-	-	-
Poll-OS	-	-	-	-	-	-	-
Poll-TS	-	-	-	-	-	-	-
VBM	-	-	-	-	-	-	-
MB	-	-	-	-	-	-	-
Total	-	-	-	-	-	-	-
3202	-	-	-	-	-	-	-
Poll-OS	-	-	-	-	-	-	-
Poll-TS	-	-	-	-	-	-	-
VBM	-	-	-	-	-	-	-
MB	-	-	-	-	-	-	-
Total	-	-	-	-	-	-	-
3203	-	-	-	-	-	-	-
Poll-OS	-	-	-	-	-	-	-
Poll-TS	-	-	-	-	-	-	-
VBM	-	-	-	-	-	-	-
MB	-	-	-	-	-	-	-
Total	-	-	-	-	-	-	-
3204	-	-	-	-	-	-	-
Poll-OS	-	-	-	-	-	-	-
Poll-TS	-	-	-	-	-	-	-
VBM	-	-	-	-	-	-	-
MB	-	-	-	-	-	-	-
Total	-	-	-	-	-	-	-
3205	-	-	-	-	-	-	-
Poll-OS	-	-	-	-	-	-	-
Poll-TS	-	-	-	-	-	-	-
VBM	-	-	-	-	-	-	-
MB	-	-	-	-	-	-	-
Total	-	-	-	-	-	-	-
3206	-	-	-	-	-	-	-
Poll-OS	-	-	-	-	-	-	-
Poll-TS	-	-	-	-	-	-	-
VBM	-	-	-	-	-	-	-
MB	-	-	-	-	-	-	-
Total	-	-	-	-	-	-	-
3207	-	-	-	-	-	-	-
Poll-OS	-	-	-	-	-	-	-
Poll-TS	-	-	-	-	-	-	-
VBM	-	-	-	-	-	-	-
MB	-	-	-	-	-	-	-
Total	-	-	-	-	-	-	-
3208	-	-	-	-	-	-	-
Poll-OS	-	-	-	-	-	-	-
Poll-TS	-	-	-	-	-	-	-
VBM	-	-	-	-	-	-	-
MB	-	-	-	-	-	-	-
Total	-	-	-	-	-	-	-

Statement of Votes Cast
General Election - November 4, 2014
Butte County, California
City

Date:11/20/14
Time:16:07:58
Page:293 of 323

TOWN OF PARADISE COUNCIL (2)							
	Reg. Voters	Vote For	Times Counted	Total Votes	Times Blank Voted	Times Over Voted	Number Of Under Votes
3209							
Poll-OS	-	-	-	-	-	-	-
Poll-TS	-	-	-	-	-	-	-
VBM	-	-	-	-	-	-	-
MB	-	-	-	-	-	-	-
Total	-	-	-	-	-	-	-
3210							
Poll-OS	-	-	-	-	-	-	-
Poll-TS	-	-	-	-	-	-	-
VBM	-	-	-	-	-	-	-
MB	-	-	-	-	-	-	-
Total	-	-	-	-	-	-	-
3211							
Poll-OS	-	-	-	-	-	-	-
Poll-TS	-	-	-	-	-	-	-
VBM	-	-	-	-	-	-	-
MB	-	-	-	-	-	-	-
Total	-	-	-	-	-	-	-
3212							
Poll-OS	-	-	-	-	-	-	-
Poll-TS	-	-	-	-	-	-	-
VBM	-	-	-	-	-	-	-
MB	-	-	-	-	-	-	-
Total	-	-	-	-	-	-	-
3213							
Poll-OS	-	-	-	-	-	-	-
Poll-TS	-	-	-	-	-	-	-
VBM	-	-	-	-	-	-	-
MB	-	-	-	-	-	-	-
Total	-	-	-	-	-	-	-
3214							
Poll-OS	-	-	-	-	-	-	-
Poll-TS	-	-	-	-	-	-	-
VBM	-	-	-	-	-	-	-
MB	-	-	-	-	-	-	-
Total	-	-	-	-	-	-	-
3215							
Poll-OS	-	-	-	-	-	-	-
Poll-TS	-	-	-	-	-	-	-
VBM	-	-	-	-	-	-	-
MB	-	-	-	-	-	-	-
Total	-	-	-	-	-	-	-
3216							
Poll-OS	-	-	-	-	-	-	-
Poll-TS	-	-	-	-	-	-	-
VBM	-	-	-	-	-	-	-
MB	-	-	-	-	-	-	-
Total	-	-	-	-	-	-	-
3801							
Poll-OS	-	-	-	-	-	-	-
Poll-TS	-	-	-	-	-	-	-
VBM	-	-	-	-	-	-	-
MB	-	-	-	-	-	-	-
Total	-	-	-	-	-	-	-
3802							
Poll-OS	-	-	-	-	-	-	-
Poll-TS	-	-	-	-	-	-	-
VBM	-	-	-	-	-	-	-
MB	-	-	-	-	-	-	-
Total	-	-	-	-	-	-	-
3901-MB							

Statement of Votes Cast
General Election - November 4, 2014
Butte County, California
City

Date:11/20/14
Time:16:07:58
Page:294 of 323

	TOWN OF PARADISE COUNCIL (2)						
	Reg. Voters	Vote For	Times Counted	Total Votes	Times Blank Voted	Times Over Voted	Number Of Under Votes
Poll-OS	-	-	-	-	-	-	-
Poll-TS	-	-	-	-	-	-	-
VBM	-	-	-	-	-	-	-
MB	-	-	-	-	-	-	-
Total	-	-	-	-	-	-	-
3902-MB	-	-	-	-	-	-	-
Poll-OS	-	-	-	-	-	-	-
Poll-TS	-	-	-	-	-	-	-
VBM	-	-	-	-	-	-	-
MB	-	-	-	-	-	-	-
Total	-	-	-	-	-	-	-
3903-MB	-	-	-	-	-	-	-
Poll-OS	-	-	-	-	-	-	-
Poll-TS	-	-	-	-	-	-	-
VBM	-	-	-	-	-	-	-
MB	-	-	-	-	-	-	-
Total	-	-	-	-	-	-	-
3904-MB	-	-	-	-	-	-	-
Poll-OS	-	-	-	-	-	-	-
Poll-TS	-	-	-	-	-	-	-
VBM	-	-	-	-	-	-	-
MB	-	-	-	-	-	-	-
Total	-	-	-	-	-	-	-
3905-MB	-	-	-	-	-	-	-
Poll-OS	-	-	-	-	-	-	-
Poll-TS	-	-	-	-	-	-	-
VBM	-	-	-	-	-	-	-
MB	-	-	-	-	-	-	-
Total	-	-	-	-	-	-	-
3906-MB	-	-	-	-	-	-	-
Poll-OS	-	-	-	-	-	-	-
Poll-TS	-	-	-	-	-	-	-
VBM	-	-	-	-	-	-	-
MB	-	-	-	-	-	-	-
Total	-	-	-	-	-	-	-
3907-MB	-	-	-	-	-	-	-
Poll-OS	-	-	-	-	-	-	-
Poll-TS	-	-	-	-	-	-	-
VBM	-	-	-	-	-	-	-
MB	-	-	-	-	-	-	-
Total	-	-	-	-	-	-	-
3908-MB	-	-	-	-	-	-	-
Poll-OS	-	-	-	-	-	-	-
Poll-TS	-	-	-	-	-	-	-
VBM	-	-	-	-	-	-	-
MB	-	-	-	-	-	-	-
Total	-	-	-	-	-	-	-
4201	-	-	-	-	-	-	-
Poll-OS	-	-	-	-	-	-	-
Poll-TS	-	-	-	-	-	-	-
VBM	-	-	-	-	-	-	-
MB	-	-	-	-	-	-	-
Total	-	-	-	-	-	-	-
4202	-	-	-	-	-	-	-
Poll-OS	-	-	-	-	-	-	-
Poll-TS	-	-	-	-	-	-	-
VBM	-	-	-	-	-	-	-
MB	-	-	-	-	-	-	-
Total	-	-	-	-	-	-	-
4203	-	-	-	-	-	-	-
Poll-OS	-	-	-	-	-	-	-

Statement of Votes Cast
General Election - November 4, 2014
Butte County, California
City

Date:11/20/14
Time:16:07:58
Page:295 of 323

TOWN OF PARADISE COUNCIL (2)							
	Reg. Voters	Vote For	Times Counted	Total Votes	Times Blank Voted	Times Over Voted	Number Of Under Votes
Poll-TS	-	-	-	-	-	-	-
VBM	-	-	-	-	-	-	-
MB	-	-	-	-	-	-	-
Total	-	-	-	-	-	-	-
4204							
Poll-OS	-	-	-	-	-	-	-
Poll-TS	-	-	-	-	-	-	-
VBM	-	-	-	-	-	-	-
MB	-	-	-	-	-	-	-
Total	-	-	-	-	-	-	-
4301							
Poll-OS	-	-	-	-	-	-	-
Poll-TS	-	-	-	-	-	-	-
VBM	-	-	-	-	-	-	-
MB	-	-	-	-	-	-	-
Total	-	-	-	-	-	-	-
4302							
Poll-OS	-	-	-	-	-	-	-
Poll-TS	-	-	-	-	-	-	-
VBM	-	-	-	-	-	-	-
MB	-	-	-	-	-	-	-
Total	-	-	-	-	-	-	-
4401							
Poll-OS	-	-	-	-	-	-	-
Poll-TS	-	-	-	-	-	-	-
VBM	-	-	-	-	-	-	-
MB	-	-	-	-	-	-	-
Total	-	-	-	-	-	-	-
4801							
Poll-OS	-	-	-	-	-	-	-
Poll-TS	-	-	-	-	-	-	-
VBM	-	-	-	-	-	-	-
MB	-	-	-	-	-	-	-
Total	-	-	-	-	-	-	-
4802							
Poll-OS	-	-	-	-	-	-	-
Poll-TS	-	-	-	-	-	-	-
VBM	-	-	-	-	-	-	-
MB	-	-	-	-	-	-	-
Total	-	-	-	-	-	-	-
4803							
Poll-OS	-	-	-	-	-	-	-
Poll-TS	-	-	-	-	-	-	-
VBM	-	-	-	-	-	-	-
MB	-	-	-	-	-	-	-
Total	-	-	-	-	-	-	-
4804							
Poll-OS	-	-	-	-	-	-	-
Poll-TS	-	-	-	-	-	-	-
VBM	-	-	-	-	-	-	-
MB	-	-	-	-	-	-	-
Total	-	-	-	-	-	-	-
4805							
Poll-OS	-	-	-	-	-	-	-
Poll-TS	-	-	-	-	-	-	-
VBM	-	-	-	-	-	-	-
MB	-	-	-	-	-	-	-
Total	-	-	-	-	-	-	-
4806							
Poll-OS	-	-	-	-	-	-	-
Poll-TS	-	-	-	-	-	-	-

Statement of Votes Cast
General Election - November 4, 2014
Butte County, California
City

Date:11/20/14
Time:16:07:58
Page:296 of 323

TOWN OF PARADISE COUNCIL (2)							
	Reg. Voters	Vote For	Times Counted	Total Votes	Times Blank Voted	Times Over Voted	Number Of Under Votes
VBM	-	-	-	-	-	-	-
MB	-	-	-	-	-	-	-
Total	-	-	-	-	-	-	-
4807							
Poll-OS	-	-	-	-	-	-	-
Poll-TS	-	-	-	-	-	-	-
VBM	-	-	-	-	-	-	-
MB	-	-	-	-	-	-	-
Total	-	-	-	-	-	-	-
4808							
Poll-OS	-	-	-	-	-	-	-
Poll-TS	-	-	-	-	-	-	-
VBM	-	-	-	-	-	-	-
MB	-	-	-	-	-	-	-
Total	-	-	-	-	-	-	-
4901-MB							
Poll-OS	-	-	-	-	-	-	-
Poll-TS	-	-	-	-	-	-	-
VBM	-	-	-	-	-	-	-
MB	-	-	-	-	-	-	-
Total	-	-	-	-	-	-	-
4902-MB							
Poll-OS	-	-	-	-	-	-	-
Poll-TS	-	-	-	-	-	-	-
VBM	-	-	-	-	-	-	-
MB	-	-	-	-	-	-	-
Total	-	-	-	-	-	-	-
4903-MB							
Poll-OS	-	-	-	-	-	-	-
Poll-TS	-	-	-	-	-	-	-
VBM	-	-	-	-	-	-	-
MB	-	-	-	-	-	-	-
Total	-	-	-	-	-	-	-
4904-MB							
Poll-OS	-	-	-	-	-	-	-
Poll-TS	-	-	-	-	-	-	-
VBM	-	-	-	-	-	-	-
MB	-	-	-	-	-	-	-
Total	-	-	-	-	-	-	-
4905-MB							
Poll-OS	-	-	-	-	-	-	-
Poll-TS	-	-	-	-	-	-	-
VBM	-	-	-	-	-	-	-
MB	-	-	-	-	-	-	-
Total	-	-	-	-	-	-	-
4906-MB							
Poll-OS	-	-	-	-	-	-	-
Poll-TS	-	-	-	-	-	-	-
VBM	-	-	-	-	-	-	-
MB	-	-	-	-	-	-	-
Total	-	-	-	-	-	-	-
4907-MB							
Poll-OS	-	-	-	-	-	-	-
Poll-TS	-	-	-	-	-	-	-
VBM	-	-	-	-	-	-	-
MB	-	-	-	-	-	-	-
Total	-	-	-	-	-	-	-
4908-MB							
Poll-OS	-	-	-	-	-	-	-
Poll-TS	-	-	-	-	-	-	-
VBM	-	-	-	-	-	-	-

Statement of Votes Cast
General Election - November 4, 2014
Butte County, California
City

Date:11/20/14
Time:16:07:59
Page:297 of 323

	TOWN OF PARADISE COUNCIL (2)						
	Reg. Voters	Vote For	Times Counted	Total Votes	Times Blank Voted	Times Over Voted	Number Of Under Votes
MB	-	-	-	-	-	-	-
Total	-	-	-	-	-	-	-
4909-MB	-	-	-	-	-	-	-
Poll-OS	-	-	-	-	-	-	-
Poll-TS	-	-	-	-	-	-	-
VBM	-	-	-	-	-	-	-
MB	-	-	-	-	-	-	-
Total	-	-	-	-	-	-	-
4910-MB	-	-	-	-	-	-	-
Poll-OS	-	-	-	-	-	-	-
Poll-TS	-	-	-	-	-	-	-
VBM	-	-	-	-	-	-	-
MB	-	-	-	-	-	-	-
Total	-	-	-	-	-	-	-
4911-MB	-	-	-	-	-	-	-
Poll-OS	-	-	-	-	-	-	-
Poll-TS	-	-	-	-	-	-	-
VBM	-	-	-	-	-	-	-
MB	-	-	-	-	-	-	-
Total	-	-	-	-	-	-	-
4912-MB	-	-	-	-	-	-	-
Poll-OS	-	-	-	-	-	-	-
Poll-TS	-	-	-	-	-	-	-
VBM	-	-	-	-	-	-	-
MB	-	-	-	-	-	-	-
Total	-	-	-	-	-	-	-
4913-MB	-	-	-	-	-	-	-
Poll-OS	-	-	-	-	-	-	-
Poll-TS	-	-	-	-	-	-	-
VBM	-	-	-	-	-	-	-
MB	-	-	-	-	-	-	-
Total	-	-	-	-	-	-	-
4914-MB	-	-	-	-	-	-	-
Poll-OS	-	-	-	-	-	-	-
Poll-TS	-	-	-	-	-	-	-
VBM	-	-	-	-	-	-	-
MB	-	-	-	-	-	-	-
Total	-	-	-	-	-	-	-
4915-MB	-	-	-	-	-	-	-
Poll-OS	-	-	-	-	-	-	-
Poll-TS	-	-	-	-	-	-	-
VBM	-	-	-	-	-	-	-
MB	-	-	-	-	-	-	-
Total	-	-	-	-	-	-	-
4916-MB	-	-	-	-	-	-	-
Poll-OS	-	-	-	-	-	-	-
Poll-TS	-	-	-	-	-	-	-
VBM	-	-	-	-	-	-	-
MB	-	-	-	-	-	-	-
Total	-	-	-	-	-	-	-
5201	-	-	-	-	-	-	-
Poll-OS	-	-	-	-	-	-	-
Poll-TS	-	-	-	-	-	-	-
VBM	-	-	-	-	-	-	-
MB	-	-	-	-	-	-	-
Total	-	-	-	-	-	-	-
5501	-	-	-	-	-	-	-
Poll-OS	880	2	109	142	13	0	50
Poll-TS	880	2	64	93	6	0	23
VBM	880	2	332	473	33	0	125
MB	880	2	0	0	0	0	0

Statement of Votes Cast
General Election - November 4, 2014
Butte County, California
City

Date:11/20/14
Time:16:07:59
Page:298 of 323

TOWN OF PARADISE COUNCIL (2)							
	Reg. Voters	Vote For	Times Counted	Total Votes	Times Blank Voted	Times Over Voted	Number Of Under Votes
Total	880	8	505	708	52	0	198
5502							
Poll-OS	931	2	95	129	13	0	35
Poll-TS	931	2	90	146	4	0	26
VBM	931	2	370	530	31	0	148
MB	931	2	0	0	0	0	0
Total	931	8	555	805	48	0	209
5503							
Poll-OS	828	2	82	97	16	0	35
Poll-TS	828	2	60	96	3	0	18
VBM	828	2	355	517	39	0	115
MB	828	2	0	0	0	0	0
Total	828	8	497	710	58	0	168
5504							
Poll-OS	822	2	105	143	12	0	43
Poll-TS	822	2	49	72	5	0	16
VBM	822	2	286	416	23	0	110
MB	822	2	0	0	0	0	0
Total	822	8	440	631	40	0	169
5505							
Poll-OS	1781	2	207	279	25	0	85
Poll-TS	1781	2	79	122	8	0	20
VBM	1781	2	806	1202	73	0	264
MB	1781	2	0	0	0	0	0
Total	1781	8	1092	1603	106	0	369
5506							
Poll-OS	1581	2	178	242	17	0	80
Poll-TS	1581	2	70	116	4	0	16
VBM	1581	2	642	943	57	2	223
MB	1581	2	0	0	0	0	0
Total	1581	8	890	1301	78	2	319
5507							
Poll-OS	709	2	103	142	10	0	44
Poll-TS	709	2	34	50	4	0	10
VBM	709	2	238	324	32	0	88
MB	709	2	0	0	0	0	0
Total	709	8	375	516	46	0	142
5508							
Poll-OS	678	2	90	120	11	0	38
Poll-TS	678	2	43	71	2	0	11
VBM	678	2	248	342	32	0	90
MB	678	2	0	0	0	0	0
Total	678	8	381	533	45	0	139
5509							
Poll-OS	1528	2	183	236	31	0	68
Poll-TS	1528	2	70	101	9	0	21
VBM	1528	2	569	822	58	0	200
MB	1528	2	0	0	0	0	0
Total	1528	8	822	1159	98	0	289
5510							
Poll-OS	1542	2	225	310	23	0	94
Poll-TS	1542	2	70	109	7	0	17
VBM	1542	2	652	964	57	0	226
MB	1542	2	0	0	0	0	0
Total	1542	8	947	1383	87	0	337
5511							
Poll-OS	1567	2	224	297	24	0	103
Poll-TS	1567	2	62	97	3	0	21
VBM	1567	2	673	1015	66	0	199
MB	1567	2	0	0	0	0	0
Total	1567	8	959	1409	93	0	323

Statement of Votes Cast
General Election - November 4, 2014
Butte County, California
City

Date: 11/20/14
Time: 16:07:59
Page: 299 of 323

TOWN OF PARADISE COUNCIL (2)							
	Reg. Voters	Vote For	Times Counted	Total Votes	Times Blank Voted	Times Over Voted	Number Of Under Votes
5512							
Poll-OS	1316	2	164	227	15	0	71
Poll-TS	1316	2	67	109	4	0	17
VBM	1316	2	535	753	64	0	189
MB	1316	2	0	0	0	0	0
Total	1316	8	766	1089	83	0	277
5513							
Poll-OS	1635	2	196	275	18	0	81
Poll-TS	1635	2	58	89	3	0	21
VBM	1635	2	699	1020	73	0	232
MB	1635	2	0	0	0	0	0
Total	1635	8	953	1384	94	0	334
5801							
Poll-OS	-	-	-	-	-	-	-
Poll-TS	-	-	-	-	-	-	-
VBM	-	-	-	-	-	-	-
MB	-	-	-	-	-	-	-
Total	-	-	-	-	-	-	-
5802							
Poll-OS	-	-	-	-	-	-	-
Poll-TS	-	-	-	-	-	-	-
VBM	-	-	-	-	-	-	-
MB	-	-	-	-	-	-	-
Total	-	-	-	-	-	-	-
5803							
Poll-OS	-	-	-	-	-	-	-
Poll-TS	-	-	-	-	-	-	-
VBM	-	-	-	-	-	-	-
MB	-	-	-	-	-	-	-
Total	-	-	-	-	-	-	-
5804							
Poll-OS	-	-	-	-	-	-	-
Poll-TS	-	-	-	-	-	-	-
VBM	-	-	-	-	-	-	-
MB	-	-	-	-	-	-	-
Total	-	-	-	-	-	-	-
5805							
Poll-OS	-	-	-	-	-	-	-
Poll-TS	-	-	-	-	-	-	-
VBM	-	-	-	-	-	-	-
MB	-	-	-	-	-	-	-
Total	-	-	-	-	-	-	-
5806							
Poll-OS	-	-	-	-	-	-	-
Poll-TS	-	-	-	-	-	-	-
VBM	-	-	-	-	-	-	-
MB	-	-	-	-	-	-	-
Total	-	-	-	-	-	-	-
5901-MB							
Poll-OS	0	2	0	0	0	0	0
Poll-TS	0	2	0	0	0	0	0
VBM	0	2	0	0	0	0	0
MB	0	2	0	0	0	0	0
Total	0	8	0	0	0	0	0
5902-MB							
Poll-OS	235	2	0	0	0	0	0
Poll-TS	235	2	0	0	0	0	0
VBM	235	2	0	0	0	0	0
MB	235	2	170	248	14	0	64
Total	235	8	170	248	14	0	64
5903-MB							

Statement of Votes Cast
General Election - November 4, 2014
Butte County, California
City

Date:11/20/14
Time:16:07:59
Page:300 of 323

	TOWN OF PARADISE COUNCIL (2)						
	Reg. Voters	Vote For	Times Counted	Total Votes	Times Blank Voted	Times Over Voted	Number Of Under Votes
Poll-OS	-	-	-	-	-	-	-
Poll-TS	-	-	-	-	-	-	-
VBM	-	-	-	-	-	-	-
MB	-	-	-	-	-	-	-
Total	-	-	-	-	-	-	-
5904-MB	-	-	-	-	-	-	-
Poll-OS	-	-	-	-	-	-	-
Poll-TS	-	-	-	-	-	-	-
VBM	-	-	-	-	-	-	-
MB	-	-	-	-	-	-	-
Total	-	-	-	-	-	-	-
5905-MB	-	-	-	-	-	-	-
Poll-OS	-	-	-	-	-	-	-
Poll-TS	-	-	-	-	-	-	-
VBM	-	-	-	-	-	-	-
MB	-	-	-	-	-	-	-
Total	-	-	-	-	-	-	-
5906-MB	-	-	-	-	-	-	-
Poll-OS	-	-	-	-	-	-	-
Poll-TS	-	-	-	-	-	-	-
VBM	-	-	-	-	-	-	-
MB	-	-	-	-	-	-	-
Total	-	-	-	-	-	-	-
5907-MB	-	-	-	-	-	-	-
Poll-OS	-	-	-	-	-	-	-
Poll-TS	-	-	-	-	-	-	-
VBM	-	-	-	-	-	-	-
MB	-	-	-	-	-	-	-
Total	-	-	-	-	-	-	-
5908-MB	-	-	-	-	-	-	-
Poll-OS	-	-	-	-	-	-	-
Poll-TS	-	-	-	-	-	-	-
VBM	-	-	-	-	-	-	-
MB	-	-	-	-	-	-	-
Total	-	-	-	-	-	-	-
5909-MB	-	-	-	-	-	-	-
Poll-OS	-	-	-	-	-	-	-
Poll-TS	-	-	-	-	-	-	-
VBM	-	-	-	-	-	-	-
MB	-	-	-	-	-	-	-
Total	-	-	-	-	-	-	-
5910-MB	-	-	-	-	-	-	-
Poll-OS	-	-	-	-	-	-	-
Poll-TS	-	-	-	-	-	-	-
VBM	-	-	-	-	-	-	-
MB	-	-	-	-	-	-	-
Total	-	-	-	-	-	-	-
5911-MB	-	-	-	-	-	-	-
Poll-OS	-	-	-	-	-	-	-
Poll-TS	-	-	-	-	-	-	-
VBM	-	-	-	-	-	-	-
MB	-	-	-	-	-	-	-
Total	-	-	-	-	-	-	-
5912-MB	-	-	-	-	-	-	-
Poll-OS	-	-	-	-	-	-	-
Poll-TS	-	-	-	-	-	-	-
VBM	-	-	-	-	-	-	-
MB	-	-	-	-	-	-	-
Total	-	-	-	-	-	-	-
5913-MB	-	-	-	-	-	-	-
Poll-OS	-	-	-	-	-	-	-

Statement of Votes Cast
General Election - November 4, 2014
Butte County, California
City

Date:11/20/14
Time:16:07:59
Page:301 of 323

TOWN OF PARADISE COUNCIL (2)							
	Reg. Voters	Vote For	Times Counted	Total Votes	Times Blank Voted	Times Over Voted	Number Of Under Votes
Poll-TS	-	-	-	-	-	-	-
VBM	-	-	-	-	-	-	-
MB	-	-	-	-	-	-	-
Total	-	-	-	-	-	-	-
5914-MB							
Poll-OS	-	-	-	-	-	-	-
Poll-TS	-	-	-	-	-	-	-
VBM	-	-	-	-	-	-	-
MB	-	-	-	-	-	-	-
Total	-	-	-	-	-	-	-
5915-MB							
Poll-OS	-	-	-	-	-	-	-
Poll-TS	-	-	-	-	-	-	-
VBM	-	-	-	-	-	-	-
MB	-	-	-	-	-	-	-
Total	-	-	-	-	-	-	-
5916-MB							
Poll-OS	-	-	-	-	-	-	-
Poll-TS	-	-	-	-	-	-	-
VBM	-	-	-	-	-	-	-
MB	-	-	-	-	-	-	-
Total	-	-	-	-	-	-	-
5917-MB							
Poll-OS	-	-	-	-	-	-	-
Poll-TS	-	-	-	-	-	-	-
VBM	-	-	-	-	-	-	-
MB	-	-	-	-	-	-	-
Total	-	-	-	-	-	-	-
Total							
Poll-OS	16033	30	1961	2639	228	0	827
Poll-TS	16033	30	816	1271	62	0	237
VBM	16033	30	6405	9321	638	2	2209
MB	16033	30	170	248	14	0	64
Total	16033	120	9352	13479	942	2	3337
County							
County of Butte							
Poll-OS	16033	30	1961	2639	228	0	827
Poll-TS	16033	30	816	1271	62	0	237
VBM	16033	30	6405	9321	638	2	2209
MB	16033	30	170	248	14	0	64
Total	16033	120	9352	13479	942	2	3337
Total							
Poll-OS	16033	30	1961	2639	228	0	827
Poll-TS	16033	30	816	1271	62	0	237
VBM	16033	30	6405	9321	638	2	2209
MB	16033	30	170	248	14	0	64
Total	16033	120	9352	13479	942	2	3337
Congressional District							
1st Congressional District							
Poll-OS	16033	30	1961	2639	228	0	827
Poll-TS	16033	30	816	1271	62	0	237
VBM	16033	30	6405	9321	638	2	2209
MB	16033	30	170	248	14	0	64
Total	16033	120	9352	13479	942	2	3337
Total							
Poll-OS	16033	30	1961	2639	228	0	827
Poll-TS	16033	30	816	1271	62	0	237
VBM	16033	30	6405	9321	638	2	2209
MB	16033	30	170	248	14	0	64

Statement of Votes Cast
General Election - November 4, 2014
Butte County, California
City

Date:11/20/14
Time:16:07:59
Page:302 of 323

TOWN OF PARADISE COUNCIL (2)							
	Reg. Voters	Vote For	Times Counted	Total Votes	Times Blank Voted	Times Over Voted	Number Of Under Votes
Total	16033	120	9352	13479	942	2	3337
Senate District							
4th Senate District							
Poll-OS	16033	30	1961	2639	228	0	827
Poll-TS	16033	30	816	1271	62	0	237
VBM	16033	30	6405	9321	638	2	2209
MB	16033	30	170	248	14	0	64
Total	16033	120	9352	13479	942	2	3337
Total							
Poll-OS	16033	30	1961	2639	228	0	827
Poll-TS	16033	30	816	1271	62	0	237
VBM	16033	30	6405	9321	638	2	2209
MB	16033	30	170	248	14	0	64
Total	16033	120	9352	13479	942	2	3337
Assembly District							
1st Assembly District							
Poll-OS	0	2	0	0	0	0	0
Poll-TS	0	2	0	0	0	0	0
VBM	0	2	0	0	0	0	0
MB	0	2	0	0	0	0	0
Total	0	8	0	0	0	0	0
3rd Assembly District							
Poll-OS	16033	28	1961	2639	228	0	827
Poll-TS	16033	28	816	1271	62	0	237
VBM	16033	28	6405	9321	638	2	2209
MB	16033	28	170	248	14	0	64
Total	16033	112	9352	13479	942	2	3337
Total							
Poll-OS	16033	30	1961	2639	228	0	827
Poll-TS	16033	30	816	1271	62	0	237
VBM	16033	30	6405	9321	638	2	2209
MB	16033	30	170	248	14	0	64
Total	16033	120	9352	13479	942	2	3337
County Supervisor District							
1st Supervisor District							
Poll-OS	0	0	0	0	0	0	0
Poll-TS	0	0	0	0	0	0	0
VBM	0	0	0	0	0	0	0
MB	0	0	0	0	0	0	0
Total	0	0	0	0	0	0	0
2nd Supervisor District							
Poll-OS	0	0	0	0	0	0	0
Poll-TS	0	0	0	0	0	0	0
VBM	0	0	0	0	0	0	0
MB	0	0	0	0	0	0	0
Total	0	0	0	0	0	0	0
3rd Supervisor District							
Poll-OS	0	0	0	0	0	0	0
Poll-TS	0	0	0	0	0	0	0
VBM	0	0	0	0	0	0	0
MB	0	0	0	0	0	0	0
Total	0	0	0	0	0	0	0
4th Supervisor District							
Poll-OS	0	0	0	0	0	0	0
Poll-TS	0	0	0	0	0	0	0
VBM	0	0	0	0	0	0	0
MB	0	0	0	0	0	0	0
Total	0	0	0	0	0	0	0

Statement of Votes Cast
General Election - November 4, 2014
Butte County, California
City

Date:11/20/14
Time:16:07:59
Page:303 of 323

TOWN OF PARADISE COUNCIL (2)							
	Reg. Voters	Vote For	Times Counted	Total Votes	Times Blank Voted	Times Over Voted	Number Of Under Votes
5th Supervisor District							
Poll-OS	16033	30	1961	2639	228	0	827
Poll-TS	16033	30	816	1271	62	0	237
VBM	16033	30	6405	9321	638	2	2209
MB	16033	30	170	248	14	0	64
Total	16033	120	9352	13479	942	2	3337
Total							
Poll-OS	16033	30	1961	2639	228	0	827
Poll-TS	16033	30	816	1271	62	0	237
VBM	16033	30	6405	9321	638	2	2209
MB	16033	30	170	248	14	0	64
Total	16033	120	9352	13479	942	2	3337
City							
City of Biggs							
Poll-OS	0	0	0	0	0	0	0
Poll-TS	0	0	0	0	0	0	0
VBM	0	0	0	0	0	0	0
MB	0	0	0	0	0	0	0
Total	0	0	0	0	0	0	0
City of Chico							
Poll-OS	0	0	0	0	0	0	0
Poll-TS	0	0	0	0	0	0	0
VBM	0	0	0	0	0	0	0
MB	0	0	0	0	0	0	0
Total	0	0	0	0	0	0	0
City of Gridley							
Poll-OS	0	0	0	0	0	0	0
Poll-TS	0	0	0	0	0	0	0
VBM	0	0	0	0	0	0	0
MB	0	0	0	0	0	0	0
Total	0	0	0	0	0	0	0
City of Oroville							
Poll-OS	0	0	0	0	0	0	0
Poll-TS	0	0	0	0	0	0	0
VBM	0	0	0	0	0	0	0
MB	0	0	0	0	0	0	0
Total	0	0	0	0	0	0	0
Town of Paradise							
Poll-OS	16033	30	1961	2639	228	0	827
Poll-TS	16033	30	816	1271	62	0	237
VBM	16033	30	6405	9321	638	2	2209
MB	16033	30	170	248	14	0	64
Total	16033	120	9352	13479	942	2	3337
Unincorporated Area							
Poll-OS	0	0	0	0	0	0	0
Poll-TS	0	0	0	0	0	0	0
VBM	0	0	0	0	0	0	0
MB	0	0	0	0	0	0	0
Total	0	0	0	0	0	0	0
Total							
Poll-OS	16033	30	1961	2639	228	0	827
Poll-TS	16033	30	816	1271	62	0	237
VBM	16033	30	6405	9321	638	2	2209
MB	16033	30	170	248	14	0	64
Total	16033	120	9352	13479	942	2	3337
State Board of Equalization District							
1st District Board Equalization							
Poll-OS	16033	30	1961	2639	228	0	827
Poll-TS	16033	30	816	1271	62	0	237

Statement of Votes Cast
General Election - November 4, 2014
Butte County, California
City

Date:11/20/14
Time:16:07:59
Page:304 of 323

TOWN OF PARADISE COUNCIL (2)							
	Reg. Voters	Vote For	Times Counted	Total Votes	Times Blank Voted	Times Over Voted	Number Of Under Votes
VBM	16033	30	6405	9321	638	2	2209
MB	16033	30	170	248	14	0	64
Total	16033	120	9352	13479	942	2	3337
Total							
Poll-OS	16033	30	1961	2639	228	0	827
Poll-TS	16033	30	816	1271	62	0	237
VBM	16033	30	6405	9321	638	2	2209
MB	16033	30	170	248	14	0	64
Total	16033	120	9352	13479	942	2	3337

Statement of Votes Cast
General Election - November 4, 2014
Butte County, California
City

Date: 11/20/14
Time: 16:07:59
Page: 305 of 323

	TOWN OF PARADISE COUNCIL (2)							
	SCOTT LOTTER		JODY JONES		MIKE ZUCCOLILLO		Write-In Votes	
Jurisdiction Wide								
1101								
Poll-OS	-	-	-	-	-	-	-	-
Poll-TS	-	-	-	-	-	-	-	-
VBM	-	-	-	-	-	-	-	-
MB	-	-	-	-	-	-	-	-
Total	-	-	-	-	-	-	-	-
1102								
Poll-OS	-	-	-	-	-	-	-	-
Poll-TS	-	-	-	-	-	-	-	-
VBM	-	-	-	-	-	-	-	-
MB	-	-	-	-	-	-	-	-
Total	-	-	-	-	-	-	-	-
1103								
Poll-OS	-	-	-	-	-	-	-	-
Poll-TS	-	-	-	-	-	-	-	-
VBM	-	-	-	-	-	-	-	-
MB	-	-	-	-	-	-	-	-
Total	-	-	-	-	-	-	-	-
1104								
Poll-OS	-	-	-	-	-	-	-	-
Poll-TS	-	-	-	-	-	-	-	-
VBM	-	-	-	-	-	-	-	-
MB	-	-	-	-	-	-	-	-
Total	-	-	-	-	-	-	-	-
1105								
Poll-OS	-	-	-	-	-	-	-	-
Poll-TS	-	-	-	-	-	-	-	-
VBM	-	-	-	-	-	-	-	-
MB	-	-	-	-	-	-	-	-
Total	-	-	-	-	-	-	-	-
1801								
Poll-OS	-	-	-	-	-	-	-	-
Poll-TS	-	-	-	-	-	-	-	-
VBM	-	-	-	-	-	-	-	-
MB	-	-	-	-	-	-	-	-
Total	-	-	-	-	-	-	-	-
1802								
Poll-OS	-	-	-	-	-	-	-	-
Poll-TS	-	-	-	-	-	-	-	-
VBM	-	-	-	-	-	-	-	-
MB	-	-	-	-	-	-	-	-
Total	-	-	-	-	-	-	-	-
1803								
Poll-OS	-	-	-	-	-	-	-	-
Poll-TS	-	-	-	-	-	-	-	-
VBM	-	-	-	-	-	-	-	-
MB	-	-	-	-	-	-	-	-
Total	-	-	-	-	-	-	-	-
1804								
Poll-OS	-	-	-	-	-	-	-	-
Poll-TS	-	-	-	-	-	-	-	-
VBM	-	-	-	-	-	-	-	-
MB	-	-	-	-	-	-	-	-
Total	-	-	-	-	-	-	-	-
1805								
Poll-OS	-	-	-	-	-	-	-	-
Poll-TS	-	-	-	-	-	-	-	-
VBM	-	-	-	-	-	-	-	-
MB	-	-	-	-	-	-	-	-
Total	-	-	-	-	-	-	-	-

Statement of Votes Cast
General Election - November 4, 2014
Butte County, California
City

Date: 11/20/14
Time: 16:08:00
Page: 306 of 323

TOWN OF PARADISE COUNCIL (2)									
	SCOTT LOTTER		JODY JONES		MIKE ZUCCOLILLO		Write-In Votes		
1806									
Poll-OS	-	-	-	-	-	-	-	-	-
Poll-TS	-	-	-	-	-	-	-	-	-
VBM	-	-	-	-	-	-	-	-	-
MB	-	-	-	-	-	-	-	-	-
Total	-	-	-	-	-	-	-	-	-
1807									
Poll-OS	-	-	-	-	-	-	-	-	-
Poll-TS	-	-	-	-	-	-	-	-	-
VBM	-	-	-	-	-	-	-	-	-
MB	-	-	-	-	-	-	-	-	-
Total	-	-	-	-	-	-	-	-	-
1808									
Poll-OS	-	-	-	-	-	-	-	-	-
Poll-TS	-	-	-	-	-	-	-	-	-
VBM	-	-	-	-	-	-	-	-	-
MB	-	-	-	-	-	-	-	-	-
Total	-	-	-	-	-	-	-	-	-
1809									
Poll-OS	-	-	-	-	-	-	-	-	-
Poll-TS	-	-	-	-	-	-	-	-	-
VBM	-	-	-	-	-	-	-	-	-
MB	-	-	-	-	-	-	-	-	-
Total	-	-	-	-	-	-	-	-	-
1810									
Poll-OS	-	-	-	-	-	-	-	-	-
Poll-TS	-	-	-	-	-	-	-	-	-
VBM	-	-	-	-	-	-	-	-	-
MB	-	-	-	-	-	-	-	-	-
Total	-	-	-	-	-	-	-	-	-
1811									
Poll-OS	-	-	-	-	-	-	-	-	-
Poll-TS	-	-	-	-	-	-	-	-	-
VBM	-	-	-	-	-	-	-	-	-
MB	-	-	-	-	-	-	-	-	-
Total	-	-	-	-	-	-	-	-	-
1812									
Poll-OS	-	-	-	-	-	-	-	-	-
Poll-TS	-	-	-	-	-	-	-	-	-
VBM	-	-	-	-	-	-	-	-	-
MB	-	-	-	-	-	-	-	-	-
Total	-	-	-	-	-	-	-	-	-
1813									
Poll-OS	-	-	-	-	-	-	-	-	-
Poll-TS	-	-	-	-	-	-	-	-	-
VBM	-	-	-	-	-	-	-	-	-
MB	-	-	-	-	-	-	-	-	-
Total	-	-	-	-	-	-	-	-	-
1901-MB									
Poll-OS	-	-	-	-	-	-	-	-	-
Poll-TS	-	-	-	-	-	-	-	-	-
VBM	-	-	-	-	-	-	-	-	-
MB	-	-	-	-	-	-	-	-	-
Total	-	-	-	-	-	-	-	-	-
1902-MB									
Poll-OS	-	-	-	-	-	-	-	-	-
Poll-TS	-	-	-	-	-	-	-	-	-
VBM	-	-	-	-	-	-	-	-	-
MB	-	-	-	-	-	-	-	-	-
Total	-	-	-	-	-	-	-	-	-
1903-MB									

Statement of Votes Cast
General Election - November 4, 2014
Butte County, California
City

Date: 11/20/14
Time: 16:08:00
Page: 307 of 323

	TOWN OF PARADISE COUNCIL (2)			
	SCOTT LOTTER	JODY JONES	MIKE ZUCCOLILLO	Write-In Votes
Poll-OS	-	-	-	-
Poll-TS	-	-	-	-
VBM	-	-	-	-
MB	-	-	-	-
Total	-	-	-	-
1904-MB	-	-	-	-
Poll-OS	-	-	-	-
Poll-TS	-	-	-	-
VBM	-	-	-	-
MB	-	-	-	-
Total	-	-	-	-
1905-MB	-	-	-	-
Poll-OS	-	-	-	-
Poll-TS	-	-	-	-
VBM	-	-	-	-
MB	-	-	-	-
Total	-	-	-	-
1906-MB	-	-	-	-
Poll-OS	-	-	-	-
Poll-TS	-	-	-	-
VBM	-	-	-	-
MB	-	-	-	-
Total	-	-	-	-
1907-MB	-	-	-	-
Poll-OS	-	-	-	-
Poll-TS	-	-	-	-
VBM	-	-	-	-
MB	-	-	-	-
Total	-	-	-	-
1908-MB	-	-	-	-
Poll-OS	-	-	-	-
Poll-TS	-	-	-	-
VBM	-	-	-	-
MB	-	-	-	-
Total	-	-	-	-
1909-MB	-	-	-	-
Poll-OS	-	-	-	-
Poll-TS	-	-	-	-
VBM	-	-	-	-
MB	-	-	-	-
Total	-	-	-	-
1910-MB	-	-	-	-
Poll-OS	-	-	-	-
Poll-TS	-	-	-	-
VBM	-	-	-	-
MB	-	-	-	-
Total	-	-	-	-
1911-MB	-	-	-	-
Poll-OS	-	-	-	-
Poll-TS	-	-	-	-
VBM	-	-	-	-
MB	-	-	-	-
Total	-	-	-	-
1912-MB	-	-	-	-
Poll-OS	-	-	-	-
Poll-TS	-	-	-	-
VBM	-	-	-	-
MB	-	-	-	-
Total	-	-	-	-
1913-MB	-	-	-	-
Poll-OS	-	-	-	-

Statement of Votes Cast
General Election - November 4, 2014
Butte County, California
City

Date:11/20/14
Time:16:08:00
Page:308 of 323

	TOWN OF PARADISE COUNCIL (2)			
	SCOTT LOTTER	JODY JONES	MIKE ZUCCOLILLO	Write-In Votes
Poll-TS	-	-	-	-
VBM	-	-	-	-
MB	-	-	-	-
Total	-	-	-	-
1914-MB	-	-	-	-
Poll-OS	-	-	-	-
Poll-TS	-	-	-	-
VBM	-	-	-	-
MB	-	-	-	-
Total	-	-	-	-
1915-MB	-	-	-	-
Poll-OS	-	-	-	-
Poll-TS	-	-	-	-
VBM	-	-	-	-
MB	-	-	-	-
Total	-	-	-	-
1916-MB	-	-	-	-
Poll-OS	-	-	-	-
Poll-TS	-	-	-	-
VBM	-	-	-	-
MB	-	-	-	-
Total	-	-	-	-
1917-MB	-	-	-	-
Poll-OS	-	-	-	-
Poll-TS	-	-	-	-
VBM	-	-	-	-
MB	-	-	-	-
Total	-	-	-	-
1918-MB	-	-	-	-
Poll-OS	-	-	-	-
Poll-TS	-	-	-	-
VBM	-	-	-	-
MB	-	-	-	-
Total	-	-	-	-
1919-MB	-	-	-	-
Poll-OS	-	-	-	-
Poll-TS	-	-	-	-
VBM	-	-	-	-
MB	-	-	-	-
Total	-	-	-	-
2201	-	-	-	-
Poll-OS	-	-	-	-
Poll-TS	-	-	-	-
VBM	-	-	-	-
MB	-	-	-	-
Total	-	-	-	-
2202	-	-	-	-
Poll-OS	-	-	-	-
Poll-TS	-	-	-	-
VBM	-	-	-	-
MB	-	-	-	-
Total	-	-	-	-
2203	-	-	-	-
Poll-OS	-	-	-	-
Poll-TS	-	-	-	-
VBM	-	-	-	-
MB	-	-	-	-
Total	-	-	-	-
2204	-	-	-	-
Poll-OS	-	-	-	-
Poll-TS	-	-	-	-

Statement of Votes Cast
General Election - November 4, 2014
Butte County, California
City

Date: 11/20/14
Time: 16:08:00
Page: 309 of 323

		TOWN OF PARADISE COUNCIL (2)			
		SCOTT LOTTER	JODY JONES	MIKE ZUCCOLILLO	Write-In Votes
VBM		-	-	-	-
MB		-	-	-	-
Total		-	-	-	-
2205					
Poll-OS		-	-	-	-
Poll-TS		-	-	-	-
VBM		-	-	-	-
MB		-	-	-	-
Total		-	-	-	-
2206					
Poll-OS		-	-	-	-
Poll-TS		-	-	-	-
VBM		-	-	-	-
MB		-	-	-	-
Total		-	-	-	-
2207					
Poll-OS		-	-	-	-
Poll-TS		-	-	-	-
VBM		-	-	-	-
MB		-	-	-	-
Total		-	-	-	-
2208					
Poll-OS		-	-	-	-
Poll-TS		-	-	-	-
VBM		-	-	-	-
MB		-	-	-	-
Total		-	-	-	-
2209					
Poll-OS		-	-	-	-
Poll-TS		-	-	-	-
VBM		-	-	-	-
MB		-	-	-	-
Total		-	-	-	-
2210					
Poll-OS		-	-	-	-
Poll-TS		-	-	-	-
VBM		-	-	-	-
MB		-	-	-	-
Total		-	-	-	-
2211					
Poll-OS		-	-	-	-
Poll-TS		-	-	-	-
VBM		-	-	-	-
MB		-	-	-	-
Total		-	-	-	-
2212					
Poll-OS		-	-	-	-
Poll-TS		-	-	-	-
VBM		-	-	-	-
MB		-	-	-	-
Total		-	-	-	-
2213					
Poll-OS		-	-	-	-
Poll-TS		-	-	-	-
VBM		-	-	-	-
MB		-	-	-	-
Total		-	-	-	-
2214					
Poll-OS		-	-	-	-
Poll-TS		-	-	-	-
VBM		-	-	-	-

Statement of Votes Cast
General Election - November 4, 2014
Butte County, California
City

Date:11/20/14
Time:16:08:00
Page:310 of 323

	TOWN OF PARADISE COUNCIL (2)			
	SCOTT LOTTER	JODY JONES	MIKE ZUCCOLILLO	Write-In Votes
MB	-	-	-	-
Total	-	-	-	-
2215				
Poll-OS	-	-	-	-
Poll-TS	-	-	-	-
VBM	-	-	-	-
MB	-	-	-	-
Total	-	-	-	-
2216				
Poll-OS	-	-	-	-
Poll-TS	-	-	-	-
VBM	-	-	-	-
MB	-	-	-	-
Total	-	-	-	-
2801				
Poll-OS	-	-	-	-
Poll-TS	-	-	-	-
VBM	-	-	-	-
MB	-	-	-	-
Total	-	-	-	-
2802				
Poll-OS	-	-	-	-
Poll-TS	-	-	-	-
VBM	-	-	-	-
MB	-	-	-	-
Total	-	-	-	-
2803				
Poll-OS	-	-	-	-
Poll-TS	-	-	-	-
VBM	-	-	-	-
MB	-	-	-	-
Total	-	-	-	-
2804				
Poll-OS	-	-	-	-
Poll-TS	-	-	-	-
VBM	-	-	-	-
MB	-	-	-	-
Total	-	-	-	-
2805				
Poll-OS	-	-	-	-
Poll-TS	-	-	-	-
VBM	-	-	-	-
MB	-	-	-	-
Total	-	-	-	-
2806				
Poll-OS	-	-	-	-
Poll-TS	-	-	-	-
VBM	-	-	-	-
MB	-	-	-	-
Total	-	-	-	-
2901-MB				
Poll-OS	-	-	-	-
Poll-TS	-	-	-	-
VBM	-	-	-	-
MB	-	-	-	-
Total	-	-	-	-
2902-MB				
Poll-OS	-	-	-	-
Poll-TS	-	-	-	-
VBM	-	-	-	-
MB	-	-	-	-

Statement of Votes Cast
General Election - November 4, 2014
Butte County, California
City

Date: 11/20/14
Time: 16:08:00
Page: 311 of 323

	TOWN OF PARADISE COUNCIL (2)			
	SCOTT LOTTER	JODY JONES	MIKE ZUCCOLILLO	Write-In Votes
Total	-	-	-	-
2903-MB	-	-	-	-
Poll-OS	-	-	-	-
Poll-TS	-	-	-	-
VBM	-	-	-	-
MB	-	-	-	-
Total	-	-	-	-
2904-MB	-	-	-	-
Poll-OS	-	-	-	-
Poll-TS	-	-	-	-
VBM	-	-	-	-
MB	-	-	-	-
Total	-	-	-	-
3201	-	-	-	-
Poll-OS	-	-	-	-
Poll-TS	-	-	-	-
VBM	-	-	-	-
MB	-	-	-	-
Total	-	-	-	-
3202	-	-	-	-
Poll-OS	-	-	-	-
Poll-TS	-	-	-	-
VBM	-	-	-	-
MB	-	-	-	-
Total	-	-	-	-
3203	-	-	-	-
Poll-OS	-	-	-	-
Poll-TS	-	-	-	-
VBM	-	-	-	-
MB	-	-	-	-
Total	-	-	-	-
3204	-	-	-	-
Poll-OS	-	-	-	-
Poll-TS	-	-	-	-
VBM	-	-	-	-
MB	-	-	-	-
Total	-	-	-	-
3205	-	-	-	-
Poll-OS	-	-	-	-
Poll-TS	-	-	-	-
VBM	-	-	-	-
MB	-	-	-	-
Total	-	-	-	-
3206	-	-	-	-
Poll-OS	-	-	-	-
Poll-TS	-	-	-	-
VBM	-	-	-	-
MB	-	-	-	-
Total	-	-	-	-
3207	-	-	-	-
Poll-OS	-	-	-	-
Poll-TS	-	-	-	-
VBM	-	-	-	-
MB	-	-	-	-
Total	-	-	-	-
3208	-	-	-	-
Poll-OS	-	-	-	-
Poll-TS	-	-	-	-
VBM	-	-	-	-
MB	-	-	-	-
Total	-	-	-	-

Statement of Votes Cast
General Election - November 4, 2014
Butte County, California
City

Date:11/20/14
Time:16:08:00
Page:312 of 323

TOWN OF PARADISE COUNCIL (2)									
	SCOTT LOTTER		JODY JONES		MIKE ZUCCOLILLO		Write-In Votes		
3209									
Poll-OS	-	-	-	-	-	-	-	-	-
Poll-TS	-	-	-	-	-	-	-	-	-
VBM	-	-	-	-	-	-	-	-	-
MB	-	-	-	-	-	-	-	-	-
Total	-	-	-	-	-	-	-	-	-
3210									
Poll-OS	-	-	-	-	-	-	-	-	-
Poll-TS	-	-	-	-	-	-	-	-	-
VBM	-	-	-	-	-	-	-	-	-
MB	-	-	-	-	-	-	-	-	-
Total	-	-	-	-	-	-	-	-	-
3211									
Poll-OS	-	-	-	-	-	-	-	-	-
Poll-TS	-	-	-	-	-	-	-	-	-
VBM	-	-	-	-	-	-	-	-	-
MB	-	-	-	-	-	-	-	-	-
Total	-	-	-	-	-	-	-	-	-
3212									
Poll-OS	-	-	-	-	-	-	-	-	-
Poll-TS	-	-	-	-	-	-	-	-	-
VBM	-	-	-	-	-	-	-	-	-
MB	-	-	-	-	-	-	-	-	-
Total	-	-	-	-	-	-	-	-	-
3213									
Poll-OS	-	-	-	-	-	-	-	-	-
Poll-TS	-	-	-	-	-	-	-	-	-
VBM	-	-	-	-	-	-	-	-	-
MB	-	-	-	-	-	-	-	-	-
Total	-	-	-	-	-	-	-	-	-
3214									
Poll-OS	-	-	-	-	-	-	-	-	-
Poll-TS	-	-	-	-	-	-	-	-	-
VBM	-	-	-	-	-	-	-	-	-
MB	-	-	-	-	-	-	-	-	-
Total	-	-	-	-	-	-	-	-	-
3215									
Poll-OS	-	-	-	-	-	-	-	-	-
Poll-TS	-	-	-	-	-	-	-	-	-
VBM	-	-	-	-	-	-	-	-	-
MB	-	-	-	-	-	-	-	-	-
Total	-	-	-	-	-	-	-	-	-
3216									
Poll-OS	-	-	-	-	-	-	-	-	-
Poll-TS	-	-	-	-	-	-	-	-	-
VBM	-	-	-	-	-	-	-	-	-
MB	-	-	-	-	-	-	-	-	-
Total	-	-	-	-	-	-	-	-	-
3801									
Poll-OS	-	-	-	-	-	-	-	-	-
Poll-TS	-	-	-	-	-	-	-	-	-
VBM	-	-	-	-	-	-	-	-	-
MB	-	-	-	-	-	-	-	-	-
Total	-	-	-	-	-	-	-	-	-
3802									
Poll-OS	-	-	-	-	-	-	-	-	-
Poll-TS	-	-	-	-	-	-	-	-	-
VBM	-	-	-	-	-	-	-	-	-
MB	-	-	-	-	-	-	-	-	-
Total	-	-	-	-	-	-	-	-	-
3901-MB									

Statement of Votes Cast
General Election - November 4, 2014
Butte County, California
City

Date:11/20/14
Time:16:08:00
Page:313 of 323

	TOWN OF PARADISE COUNCIL (2)			
	SCOTT LOTTER	JODY JONES	MIKE ZUCCOLILLO	Write-In Votes
Poll-OS	-	-	-	-
Poll-TS	-	-	-	-
VBM	-	-	-	-
MB	-	-	-	-
Total	-	-	-	-
3902-MB				
Poll-OS	-	-	-	-
Poll-TS	-	-	-	-
VBM	-	-	-	-
MB	-	-	-	-
Total	-	-	-	-
3903-MB				
Poll-OS	-	-	-	-
Poll-TS	-	-	-	-
VBM	-	-	-	-
MB	-	-	-	-
Total	-	-	-	-
3904-MB				
Poll-OS	-	-	-	-
Poll-TS	-	-	-	-
VBM	-	-	-	-
MB	-	-	-	-
Total	-	-	-	-
3905-MB				
Poll-OS	-	-	-	-
Poll-TS	-	-	-	-
VBM	-	-	-	-
MB	-	-	-	-
Total	-	-	-	-
3906-MB				
Poll-OS	-	-	-	-
Poll-TS	-	-	-	-
VBM	-	-	-	-
MB	-	-	-	-
Total	-	-	-	-
3907-MB				
Poll-OS	-	-	-	-
Poll-TS	-	-	-	-
VBM	-	-	-	-
MB	-	-	-	-
Total	-	-	-	-
3908-MB				
Poll-OS	-	-	-	-
Poll-TS	-	-	-	-
VBM	-	-	-	-
MB	-	-	-	-
Total	-	-	-	-
4201				
Poll-OS	-	-	-	-
Poll-TS	-	-	-	-
VBM	-	-	-	-
MB	-	-	-	-
Total	-	-	-	-
4202				
Poll-OS	-	-	-	-
Poll-TS	-	-	-	-
VBM	-	-	-	-
MB	-	-	-	-
Total	-	-	-	-
4203				
Poll-OS	-	-	-	-

Statement of Votes Cast
General Election - November 4, 2014
Butte County, California
City

Date: 11/20/14
Time: 16:08:01
Page: 314 of 323

	TOWN OF PARADISE COUNCIL (2)			
	SCOTT LOTTER	JODY JONES	MIKE ZUCCOLILLO	Write-In Votes
Poll-TS	-	-	-	-
VBM	-	-	-	-
MB	-	-	-	-
Total	-	-	-	-
4204				
Poll-OS	-	-	-	-
Poll-TS	-	-	-	-
VBM	-	-	-	-
MB	-	-	-	-
Total	-	-	-	-
4301				
Poll-OS	-	-	-	-
Poll-TS	-	-	-	-
VBM	-	-	-	-
MB	-	-	-	-
Total	-	-	-	-
4302				
Poll-OS	-	-	-	-
Poll-TS	-	-	-	-
VBM	-	-	-	-
MB	-	-	-	-
Total	-	-	-	-
4401				
Poll-OS	-	-	-	-
Poll-TS	-	-	-	-
VBM	-	-	-	-
MB	-	-	-	-
Total	-	-	-	-
4801				
Poll-OS	-	-	-	-
Poll-TS	-	-	-	-
VBM	-	-	-	-
MB	-	-	-	-
Total	-	-	-	-
4802				
Poll-OS	-	-	-	-
Poll-TS	-	-	-	-
VBM	-	-	-	-
MB	-	-	-	-
Total	-	-	-	-
4803				
Poll-OS	-	-	-	-
Poll-TS	-	-	-	-
VBM	-	-	-	-
MB	-	-	-	-
Total	-	-	-	-
4804				
Poll-OS	-	-	-	-
Poll-TS	-	-	-	-
VBM	-	-	-	-
MB	-	-	-	-
Total	-	-	-	-
4805				
Poll-OS	-	-	-	-
Poll-TS	-	-	-	-
VBM	-	-	-	-
MB	-	-	-	-
Total	-	-	-	-
4806				
Poll-OS	-	-	-	-
Poll-TS	-	-	-	-

Statement of Votes Cast
General Election - November 4, 2014
Butte County, California
City

Date: 11/20/14
Time: 16:08:01
Page: 315 of 323

	TOWN OF PARADISE COUNCIL (2)			
	SCOTT LOTTER	JODY JONES	MIKE ZUCCOLILLO	Write-In Votes
VBM	-	-	-	-
MB	-	-	-	-
Total	-	-	-	-
4807				
Poll-OS	-	-	-	-
Poll-TS	-	-	-	-
VBM	-	-	-	-
MB	-	-	-	-
Total	-	-	-	-
4808				
Poll-OS	-	-	-	-
Poll-TS	-	-	-	-
VBM	-	-	-	-
MB	-	-	-	-
Total	-	-	-	-
4901-MB				
Poll-OS	-	-	-	-
Poll-TS	-	-	-	-
VBM	-	-	-	-
MB	-	-	-	-
Total	-	-	-	-
4902-MB				
Poll-OS	-	-	-	-
Poll-TS	-	-	-	-
VBM	-	-	-	-
MB	-	-	-	-
Total	-	-	-	-
4903-MB				
Poll-OS	-	-	-	-
Poll-TS	-	-	-	-
VBM	-	-	-	-
MB	-	-	-	-
Total	-	-	-	-
4904-MB				
Poll-OS	-	-	-	-
Poll-TS	-	-	-	-
VBM	-	-	-	-
MB	-	-	-	-
Total	-	-	-	-
4905-MB				
Poll-OS	-	-	-	-
Poll-TS	-	-	-	-
VBM	-	-	-	-
MB	-	-	-	-
Total	-	-	-	-
4906-MB				
Poll-OS	-	-	-	-
Poll-TS	-	-	-	-
VBM	-	-	-	-
MB	-	-	-	-
Total	-	-	-	-
4907-MB				
Poll-OS	-	-	-	-
Poll-TS	-	-	-	-
VBM	-	-	-	-
MB	-	-	-	-
Total	-	-	-	-
4908-MB				
Poll-OS	-	-	-	-
Poll-TS	-	-	-	-
VBM	-	-	-	-

Statement of Votes Cast
General Election - November 4, 2014
Butte County, California
City

Date:11/20/14
Time:16:08:01
Page:316 of 323

	TOWN OF PARADISE COUNCIL (2)							
	SCOTT LOTTER		JODY JONES		MIKE ZUCCOLILLO		Write-In Votes	
MB	-	-	-	-	-	-	-	-
Total	-	-	-	-	-	-	-	-
4909-MB	-	-	-	-	-	-	-	-
Poll-OS	-	-	-	-	-	-	-	-
Poll-TS	-	-	-	-	-	-	-	-
VBM	-	-	-	-	-	-	-	-
MB	-	-	-	-	-	-	-	-
Total	-	-	-	-	-	-	-	-
4910-MB	-	-	-	-	-	-	-	-
Poll-OS	-	-	-	-	-	-	-	-
Poll-TS	-	-	-	-	-	-	-	-
VBM	-	-	-	-	-	-	-	-
MB	-	-	-	-	-	-	-	-
Total	-	-	-	-	-	-	-	-
4911-MB	-	-	-	-	-	-	-	-
Poll-OS	-	-	-	-	-	-	-	-
Poll-TS	-	-	-	-	-	-	-	-
VBM	-	-	-	-	-	-	-	-
MB	-	-	-	-	-	-	-	-
Total	-	-	-	-	-	-	-	-
4912-MB	-	-	-	-	-	-	-	-
Poll-OS	-	-	-	-	-	-	-	-
Poll-TS	-	-	-	-	-	-	-	-
VBM	-	-	-	-	-	-	-	-
MB	-	-	-	-	-	-	-	-
Total	-	-	-	-	-	-	-	-
4913-MB	-	-	-	-	-	-	-	-
Poll-OS	-	-	-	-	-	-	-	-
Poll-TS	-	-	-	-	-	-	-	-
VBM	-	-	-	-	-	-	-	-
MB	-	-	-	-	-	-	-	-
Total	-	-	-	-	-	-	-	-
4914-MB	-	-	-	-	-	-	-	-
Poll-OS	-	-	-	-	-	-	-	-
Poll-TS	-	-	-	-	-	-	-	-
VBM	-	-	-	-	-	-	-	-
MB	-	-	-	-	-	-	-	-
Total	-	-	-	-	-	-	-	-
4915-MB	-	-	-	-	-	-	-	-
Poll-OS	-	-	-	-	-	-	-	-
Poll-TS	-	-	-	-	-	-	-	-
VBM	-	-	-	-	-	-	-	-
MB	-	-	-	-	-	-	-	-
Total	-	-	-	-	-	-	-	-
4916-MB	-	-	-	-	-	-	-	-
Poll-OS	-	-	-	-	-	-	-	-
Poll-TS	-	-	-	-	-	-	-	-
VBM	-	-	-	-	-	-	-	-
MB	-	-	-	-	-	-	-	-
Total	-	-	-	-	-	-	-	-
5201	-	-	-	-	-	-	-	-
Poll-OS	-	-	-	-	-	-	-	-
Poll-TS	-	-	-	-	-	-	-	-
VBM	-	-	-	-	-	-	-	-
MB	-	-	-	-	-	-	-	-
Total	-	-	-	-	-	-	-	-
5501	42	29.58%	46	32.39%	52	36.62%	2	1.41%
Poll-OS	33	35.48%	31	33.33%	26	27.96%	3	3.23%
Poll-TS	164	34.67%	154	32.56%	140	29.60%	15	3.17%
VBM	0	-	0	-	0	-	0	-
MB	-	-	-	-	-	-	-	-

Statement of Votes Cast
General Election - November 4, 2014
Butte County, California
City

Date:11/20/14
Time:16:08:01
Page:317 of 323

TOWN OF PARADISE COUNCIL (2)									
	SCOTT LOTTER		JODY JONES		MIKE ZUCCOLILLO		Write-In Votes		
Total	239	33.76%	231	32.63%	218	30.79%	20	2.82%	
5502									
Poll-OS	26	20.16%	42	32.56%	54	41.86%	7	5.43%	
Poll-TS	52	35.62%	54	36.99%	39	26.71%	1	0.68%	
VBM	166	31.32%	199	37.55%	159	30.00%	6	1.13%	
MB	0	-	0	-	0	-	0	-	
Total	244	30.31%	295	36.65%	252	31.30%	14	1.74%	
5503									
Poll-OS	34	35.05%	26	26.80%	37	38.14%	0	0.00%	
Poll-TS	30	31.25%	34	35.42%	32	33.33%	0	0.00%	
VBM	177	34.24%	187	36.17%	145	28.05%	8	1.55%	
MB	0	-	0	-	0	-	0	-	
Total	241	33.94%	247	34.79%	214	30.14%	8	1.13%	
5504									
Poll-OS	40	27.97%	54	37.76%	48	33.57%	1	0.70%	
Poll-TS	25	34.72%	20	27.78%	26	36.11%	1	1.39%	
VBM	133	31.97%	143	34.38%	136	32.69%	4	0.96%	
MB	0	-	0	-	0	-	0	-	
Total	198	31.38%	217	34.39%	210	33.28%	6	0.95%	
5505									
Poll-OS	102	36.56%	81	29.03%	92	32.97%	4	1.43%	
Poll-TS	37	30.33%	47	38.52%	38	31.15%	0	0.00%	
VBM	417	34.69%	420	34.94%	353	29.37%	12	1.00%	
MB	0	-	0	-	0	-	0	-	
Total	556	34.68%	548	34.19%	483	30.13%	16	1.00%	
5506									
Poll-OS	68	28.10%	78	32.23%	90	37.19%	6	2.48%	
Poll-TS	36	31.03%	41	35.34%	37	31.90%	2	1.72%	
VBM	320	33.93%	321	34.04%	285	30.22%	17	1.80%	
MB	0	-	0	-	0	-	0	-	
Total	424	32.59%	440	33.82%	412	31.67%	25	1.92%	
5507									
Poll-OS	48	33.80%	45	31.69%	47	33.10%	2	1.41%	
Poll-TS	16	32.00%	20	40.00%	14	28.00%	0	0.00%	
VBM	106	32.72%	116	35.80%	98	30.25%	4	1.23%	
MB	0	-	0	-	0	-	0	-	
Total	170	32.95%	181	35.08%	159	30.81%	6	1.16%	
5508									
Poll-OS	33	27.50%	40	33.33%	45	37.50%	2	1.67%	
Poll-TS	28	39.44%	26	36.62%	17	23.94%	0	0.00%	
VBM	115	33.63%	127	37.13%	94	27.49%	6	1.75%	
MB	0	-	0	-	0	-	0	-	
Total	176	33.02%	193	36.21%	156	29.27%	8	1.50%	
5509									
Poll-OS	78	33.05%	83	35.17%	73	30.93%	2	0.85%	
Poll-TS	39	38.61%	36	35.64%	26	25.74%	0	0.00%	
VBM	269	32.73%	298	36.25%	244	29.68%	11	1.34%	
MB	0	-	0	-	0	-	0	-	
Total	386	33.30%	417	35.98%	343	29.59%	13	1.12%	
5510									
Poll-OS	110	35.48%	109	35.16%	89	28.71%	2	0.65%	
Poll-TS	34	31.19%	46	42.20%	29	26.61%	0	0.00%	
VBM	337	34.96%	369	38.28%	250	25.93%	8	0.83%	
MB	0	-	0	-	0	-	0	-	
Total	481	34.78%	524	37.89%	368	26.61%	10	0.72%	
5511									
Poll-OS	88	29.63%	99	33.33%	107	36.03%	3	1.01%	
Poll-TS	26	26.80%	33	34.02%	38	39.18%	0	0.00%	
VBM	341	33.60%	364	35.86%	297	29.26%	13	1.28%	
MB	0	-	0	-	0	-	0	-	
Total	455	32.29%	496	35.20%	442	31.37%	16	1.14%	

Statement of Votes Cast
General Election - November 4, 2014
Butte County, California
City

Date:11/20/14
Time:16:08:01
Page:318 of 323

TOWN OF PARADISE COUNCIL (2)									
		SCOTT LOTTER		JODY JONES		MIKE ZUCCOLILLO		Write-In Votes	
5512									
Poll-OS		74	32.60%	67	29.52%	83	36.56%	3	1.32%
Poll-TS		37	33.94%	41	37.61%	29	26.61%	2	1.83%
VBM		253	33.60%	271	35.99%	217	28.82%	12	1.59%
MB		0	-	0	-	0	-	0	-
Total		364	33.43%	379	34.80%	329	30.21%	17	1.56%
5513									
Poll-OS		79	28.73%	96	34.91%	98	35.64%	2	0.73%
Poll-TS		32	35.96%	32	35.96%	25	28.09%	0	0.00%
VBM		359	35.20%	383	37.55%	271	26.57%	7	0.69%
MB		0	-	0	-	0	-	0	-
Total		470	33.96%	511	36.92%	394	28.47%	9	0.65%
5801									
Poll-OS		-	-	-	-	-	-	-	-
Poll-TS		-	-	-	-	-	-	-	-
VBM		-	-	-	-	-	-	-	-
MB		-	-	-	-	-	-	-	-
Total		-	-	-	-	-	-	-	-
5802									
Poll-OS		-	-	-	-	-	-	-	-
Poll-TS		-	-	-	-	-	-	-	-
VBM		-	-	-	-	-	-	-	-
MB		-	-	-	-	-	-	-	-
Total		-	-	-	-	-	-	-	-
5803									
Poll-OS		-	-	-	-	-	-	-	-
Poll-TS		-	-	-	-	-	-	-	-
VBM		-	-	-	-	-	-	-	-
MB		-	-	-	-	-	-	-	-
Total		-	-	-	-	-	-	-	-
5804									
Poll-OS		-	-	-	-	-	-	-	-
Poll-TS		-	-	-	-	-	-	-	-
VBM		-	-	-	-	-	-	-	-
MB		-	-	-	-	-	-	-	-
Total		-	-	-	-	-	-	-	-
5805									
Poll-OS		-	-	-	-	-	-	-	-
Poll-TS		-	-	-	-	-	-	-	-
VBM		-	-	-	-	-	-	-	-
MB		-	-	-	-	-	-	-	-
Total		-	-	-	-	-	-	-	-
5806									
Poll-OS		-	-	-	-	-	-	-	-
Poll-TS		-	-	-	-	-	-	-	-
VBM		-	-	-	-	-	-	-	-
MB		-	-	-	-	-	-	-	-
Total		-	-	-	-	-	-	-	-
5901-MB									
Poll-OS		0	-	0	-	0	-	0	-
Poll-TS		0	-	0	-	0	-	0	-
VBM		0	-	0	-	0	-	0	-
MB		0	-	0	-	0	-	0	-
Total		0	-	0	-	0	-	0	-
5902-MB									
Poll-OS		0	-	0	-	0	-	0	-
Poll-TS		0	-	0	-	0	-	0	-
VBM		0	-	0	-	0	-	0	-
MB		83	33.47%	75	30.24%	85	34.27%	5	2.02%
Total		83	33.47%	75	30.24%	85	34.27%	5	2.02%
5903-MB									

Statement of Votes Cast
General Election - November 4, 2014
Butte County, California
City

Date:11/20/14
Time:16:08:01
Page:319 of 323

	TOWN OF PARADISE COUNCIL (2)			
	SCOTT LOTTER	JODY JONES	MIKE ZUCCOLILLO	Write-In Votes
Poll-OS	-	-	-	-
Poll-TS	-	-	-	-
VBM	-	-	-	-
MB	-	-	-	-
Total	-	-	-	-
5904-MB	-	-	-	-
Poll-OS	-	-	-	-
Poll-TS	-	-	-	-
VBM	-	-	-	-
MB	-	-	-	-
Total	-	-	-	-
5905-MB	-	-	-	-
Poll-OS	-	-	-	-
Poll-TS	-	-	-	-
VBM	-	-	-	-
MB	-	-	-	-
Total	-	-	-	-
5906-MB	-	-	-	-
Poll-OS	-	-	-	-
Poll-TS	-	-	-	-
VBM	-	-	-	-
MB	-	-	-	-
Total	-	-	-	-
5907-MB	-	-	-	-
Poll-OS	-	-	-	-
Poll-TS	-	-	-	-
VBM	-	-	-	-
MB	-	-	-	-
Total	-	-	-	-
5908-MB	-	-	-	-
Poll-OS	-	-	-	-
Poll-TS	-	-	-	-
VBM	-	-	-	-
MB	-	-	-	-
Total	-	-	-	-
5909-MB	-	-	-	-
Poll-OS	-	-	-	-
Poll-TS	-	-	-	-
VBM	-	-	-	-
MB	-	-	-	-
Total	-	-	-	-
5910-MB	-	-	-	-
Poll-OS	-	-	-	-
Poll-TS	-	-	-	-
VBM	-	-	-	-
MB	-	-	-	-
Total	-	-	-	-
5911-MB	-	-	-	-
Poll-OS	-	-	-	-
Poll-TS	-	-	-	-
VBM	-	-	-	-
MB	-	-	-	-
Total	-	-	-	-
5912-MB	-	-	-	-
Poll-OS	-	-	-	-
Poll-TS	-	-	-	-
VBM	-	-	-	-
MB	-	-	-	-
Total	-	-	-	-
5913-MB	-	-	-	-
Poll-OS	-	-	-	-

Statement of Votes Cast
General Election - November 4, 2014
Butte County, California
City

Date:11/20/14
Time:16:08:01
Page:320 of 323

TOWN OF PARADISE COUNCIL (2)									
	SCOTT LOTTER		JODY JONES		MIKE ZUCCOLILLO		Write-In Votes		
Poll-TS	-	-	-	-	-	-	-	-	-
VBM	-	-	-	-	-	-	-	-	-
MB	-	-	-	-	-	-	-	-	-
Total	-	-	-	-	-	-	-	-	-
5914-MB	-	-	-	-	-	-	-	-	-
Poll-OS	-	-	-	-	-	-	-	-	-
Poll-TS	-	-	-	-	-	-	-	-	-
VBM	-	-	-	-	-	-	-	-	-
MB	-	-	-	-	-	-	-	-	-
Total	-	-	-	-	-	-	-	-	-
5915-MB	-	-	-	-	-	-	-	-	-
Poll-OS	-	-	-	-	-	-	-	-	-
Poll-TS	-	-	-	-	-	-	-	-	-
VBM	-	-	-	-	-	-	-	-	-
MB	-	-	-	-	-	-	-	-	-
Total	-	-	-	-	-	-	-	-	-
5916-MB	-	-	-	-	-	-	-	-	-
Poll-OS	-	-	-	-	-	-	-	-	-
Poll-TS	-	-	-	-	-	-	-	-	-
VBM	-	-	-	-	-	-	-	-	-
MB	-	-	-	-	-	-	-	-	-
Total	-	-	-	-	-	-	-	-	-
5917-MB	-	-	-	-	-	-	-	-	-
Poll-OS	-	-	-	-	-	-	-	-	-
Poll-TS	-	-	-	-	-	-	-	-	-
VBM	-	-	-	-	-	-	-	-	-
MB	-	-	-	-	-	-	-	-	-
Total	-	-	-	-	-	-	-	-	-
Total	822	31.15%	866	32.82%	915	34.67%	36	1.36%	
Poll-OS	425	33.44%	461	36.27%	376	29.58%	9	0.71%	
Poll-TS	3157	33.87%	3352	35.96%	2689	28.85%	123	1.32%	
VBM	83	33.47%	75	30.24%	85	34.27%	5	2.02%	
MB	4487	33.29%	4754	35.27%	4065	30.16%	173	1.28%	
Total	4487	33.29%	4754	35.27%	4065	30.16%	173	1.28%	
County									
County of Butte									
Poll-OS	822	31.15%	866	32.82%	915	34.67%	36	1.36%	
Poll-TS	425	33.44%	461	36.27%	376	29.58%	9	0.71%	
VBM	3157	33.87%	3352	35.96%	2689	28.85%	123	1.32%	
MB	83	33.47%	75	30.24%	85	34.27%	5	2.02%	
Total	4487	33.29%	4754	35.27%	4065	30.16%	173	1.28%	
Total	822	31.15%	866	32.82%	915	34.67%	36	1.36%	
Poll-OS	425	33.44%	461	36.27%	376	29.58%	9	0.71%	
Poll-TS	3157	33.87%	3352	35.96%	2689	28.85%	123	1.32%	
VBM	83	33.47%	75	30.24%	85	34.27%	5	2.02%	
MB	4487	33.29%	4754	35.27%	4065	30.16%	173	1.28%	
Total	4487	33.29%	4754	35.27%	4065	30.16%	173	1.28%	
Congressional District									
1st Congressional District									
Poll-OS	822	31.15%	866	32.82%	915	34.67%	36	1.36%	
Poll-TS	425	33.44%	461	36.27%	376	29.58%	9	0.71%	
VBM	3157	33.87%	3352	35.96%	2689	28.85%	123	1.32%	
MB	83	33.47%	75	30.24%	85	34.27%	5	2.02%	
Total	4487	33.29%	4754	35.27%	4065	30.16%	173	1.28%	
Total	822	31.15%	866	32.82%	915	34.67%	36	1.36%	
Poll-OS	425	33.44%	461	36.27%	376	29.58%	9	0.71%	
Poll-TS	3157	33.87%	3352	35.96%	2689	28.85%	123	1.32%	
VBM	83	33.47%	75	30.24%	85	34.27%	5	2.02%	
MB	4487	33.29%	4754	35.27%	4065	30.16%	173	1.28%	

Statement of Votes Cast
General Election - November 4, 2014
Butte County, California
City

Date: 11/20/14
Time: 16:08:01
Page: 321 of 323

TOWN OF PARADISE COUNCIL (2)									
	SCOTT LOTTER		JODY JONES		MIKE ZUCCOLILLO		Write-In Votes		
Total	4487	33.29%	4754	35.27%	4065	30.16%	173	1.28%	
Senate District									
4th Senate District									
Poll-OS	822	31.15%	866	32.82%	915	34.67%	36	1.36%	
Poll-TS	425	33.44%	461	36.27%	376	29.58%	9	0.71%	
VBM	3157	33.87%	3352	35.96%	2689	28.85%	123	1.32%	
MB	83	33.47%	75	30.24%	85	34.27%	5	2.02%	
Total	4487	33.29%	4754	35.27%	4065	30.16%	173	1.28%	
Total									
Poll-OS	822	31.15%	866	32.82%	915	34.67%	36	1.36%	
Poll-TS	425	33.44%	461	36.27%	376	29.58%	9	0.71%	
VBM	3157	33.87%	3352	35.96%	2689	28.85%	123	1.32%	
MB	83	33.47%	75	30.24%	85	34.27%	5	2.02%	
Total	4487	33.29%	4754	35.27%	4065	30.16%	173	1.28%	
Assembly District									
1st Assembly District									
Poll-OS	0	-	0	-	0	-	0	-	
Poll-TS	0	-	0	-	0	-	0	-	
VBM	0	-	0	-	0	-	0	-	
MB	0	-	0	-	0	-	0	-	
Total	0	-	0	-	0	-	0	-	
3rd Assembly District									
Poll-OS	822	31.15%	866	32.82%	915	34.67%	36	1.36%	
Poll-TS	425	33.44%	461	36.27%	376	29.58%	9	0.71%	
VBM	3157	33.87%	3352	35.96%	2689	28.85%	123	1.32%	
MB	83	33.47%	75	30.24%	85	34.27%	5	2.02%	
Total	4487	33.29%	4754	35.27%	4065	30.16%	173	1.28%	
Total									
Poll-OS	822	31.15%	866	32.82%	915	34.67%	36	1.36%	
Poll-TS	425	33.44%	461	36.27%	376	29.58%	9	0.71%	
VBM	3157	33.87%	3352	35.96%	2689	28.85%	123	1.32%	
MB	83	33.47%	75	30.24%	85	34.27%	5	2.02%	
Total	4487	33.29%	4754	35.27%	4065	30.16%	173	1.28%	
County Supervisor District									
1st Supervisor District									
Poll-OS	0	-	0	-	0	-	0	-	
Poll-TS	0	-	0	-	0	-	0	-	
VBM	0	-	0	-	0	-	0	-	
MB	0	-	0	-	0	-	0	-	
Total	0	-	0	-	0	-	0	-	
2nd Supervisor District									
Poll-OS	0	-	0	-	0	-	0	-	
Poll-TS	0	-	0	-	0	-	0	-	
VBM	0	-	0	-	0	-	0	-	
MB	0	-	0	-	0	-	0	-	
Total	0	-	0	-	0	-	0	-	
3rd Supervisor District									
Poll-OS	0	-	0	-	0	-	0	-	
Poll-TS	0	-	0	-	0	-	0	-	
VBM	0	-	0	-	0	-	0	-	
MB	0	-	0	-	0	-	0	-	
Total	0	-	0	-	0	-	0	-	
4th Supervisor District									
Poll-OS	0	-	0	-	0	-	0	-	
Poll-TS	0	-	0	-	0	-	0	-	
VBM	0	-	0	-	0	-	0	-	
MB	0	-	0	-	0	-	0	-	
Total	0	-	0	-	0	-	0	-	

Statement of Votes Cast
General Election - November 4, 2014
Butte County, California
City

Date:11/20/14
Time:16:08:02
Page:322 of 323

TOWN OF PARADISE COUNCIL (2)								
	SCOTT LOTTER		JODY JONES		MIKE ZUCCOLILLO		Write-In Votes	
5th Supervisor District								
Poll-OS	822	31.15%	866	32.82%	915	34.67%	36	1.36%
Poll-TS	425	33.44%	461	36.27%	376	29.58%	9	0.71%
VBM	3157	33.87%	3352	35.96%	2689	28.85%	123	1.32%
MB	83	33.47%	75	30.24%	85	34.27%	5	2.02%
Total	4487	33.29%	4754	35.27%	4065	30.16%	173	1.28%
Total								
Poll-OS	822	31.15%	866	32.82%	915	34.67%	36	1.36%
Poll-TS	425	33.44%	461	36.27%	376	29.58%	9	0.71%
VBM	3157	33.87%	3352	35.96%	2689	28.85%	123	1.32%
MB	83	33.47%	75	30.24%	85	34.27%	5	2.02%
Total	4487	33.29%	4754	35.27%	4065	30.16%	173	1.28%
City								
City of Biggs								
Poll-OS	0	-	0	-	0	-	0	-
Poll-TS	0	-	0	-	0	-	0	-
VBM	0	-	0	-	0	-	0	-
MB	0	-	0	-	0	-	0	-
Total	0	-	0	-	0	-	0	-
City of Chico								
Poll-OS	0	-	0	-	0	-	0	-
Poll-TS	0	-	0	-	0	-	0	-
VBM	0	-	0	-	0	-	0	-
MB	0	-	0	-	0	-	0	-
Total	0	-	0	-	0	-	0	-
City of Gridley								
Poll-OS	0	-	0	-	0	-	0	-
Poll-TS	0	-	0	-	0	-	0	-
VBM	0	-	0	-	0	-	0	-
MB	0	-	0	-	0	-	0	-
Total	0	-	0	-	0	-	0	-
City of Oroville								
Poll-OS	0	-	0	-	0	-	0	-
Poll-TS	0	-	0	-	0	-	0	-
VBM	0	-	0	-	0	-	0	-
MB	0	-	0	-	0	-	0	-
Total	0	-	0	-	0	-	0	-
Town of Paradise								
Poll-OS	822	31.15%	866	32.82%	915	34.67%	36	1.36%
Poll-TS	425	33.44%	461	36.27%	376	29.58%	9	0.71%
VBM	3157	33.87%	3352	35.96%	2689	28.85%	123	1.32%
MB	83	33.47%	75	30.24%	85	34.27%	5	2.02%
Total	4487	33.29%	4754	35.27%	4065	30.16%	173	1.28%
Unincorporated Area								
Poll-OS	0	-	0	-	0	-	0	-
Poll-TS	0	-	0	-	0	-	0	-
VBM	0	-	0	-	0	-	0	-
MB	0	-	0	-	0	-	0	-
Total	0	-	0	-	0	-	0	-
Total								
Poll-OS	822	31.15%	866	32.82%	915	34.67%	36	1.36%
Poll-TS	425	33.44%	461	36.27%	376	29.58%	9	0.71%
VBM	3157	33.87%	3352	35.96%	2689	28.85%	123	1.32%
MB	83	33.47%	75	30.24%	85	34.27%	5	2.02%
Total	4487	33.29%	4754	35.27%	4065	30.16%	173	1.28%
State Board of Equalization District								
1st District Board Equalization								
Poll-OS	822	31.15%	866	32.82%	915	34.67%	36	1.36%
Poll-TS	425	33.44%	461	36.27%	376	29.58%	9	0.71%

Statement of Votes Cast
General Election - November 4, 2014
Butte County, California
City

Date:11/20/14
Time:16:08:02
Page:323 of 323

TOWN OF PARADISE COUNCIL (2)									
	SCOTT LOTTER		JODY JONES		MIKE ZUCCOLILLO		Write-In Votes		
VBM	3157	33.87%	3352	35.96%	2689	28.85%	123	1.32%	
MB	83	33.47%	75	30.24%	85	34.27%	5	2.02%	
Total	4487	33.29%	4754	35.27%	4065	30.16%	173	1.28%	
Total									
Poll-OS	822	31.15%	866	32.82%	915	34.67%	36	1.36%	
Poll-TS	425	33.44%	461	36.27%	376	29.58%	9	0.71%	
VBM	3157	33.87%	3352	35.96%	2689	28.85%	123	1.32%	
MB	83	33.47%	75	30.24%	85	34.27%	5	2.02%	
Total	4487	33.29%	4754	35.27%	4065	30.16%	173	1.28%	

Statement of Votes Cast
General Election - November 4, 2014
Butte County, California
Local Measures

Date: 11/20/14
Time: 16:11:35
Page: 96 of 171

PARADISE MEASURE C RETAIL SALES TAX									
	Reg. Voters	Vote For	Times Counted	Total Votes	Times Blank Voted	Times Over Voted	Number Of Under Votes	Yes	
Jurisdiction Wide									
1101									
Poll-OS	-	-	-	-	-	-	-	-	-
Poll-TS	-	-	-	-	-	-	-	-	-
VBM	-	-	-	-	-	-	-	-	-
MB	-	-	-	-	-	-	-	-	-
Total	-	-	-	-	-	-	-	-	-
1102									
Poll-OS	-	-	-	-	-	-	-	-	-
Poll-TS	-	-	-	-	-	-	-	-	-
VBM	-	-	-	-	-	-	-	-	-
MB	-	-	-	-	-	-	-	-	-
Total	-	-	-	-	-	-	-	-	-
1103									
Poll-OS	-	-	-	-	-	-	-	-	-
Poll-TS	-	-	-	-	-	-	-	-	-
VBM	-	-	-	-	-	-	-	-	-
MB	-	-	-	-	-	-	-	-	-
Total	-	-	-	-	-	-	-	-	-
1104									
Poll-OS	-	-	-	-	-	-	-	-	-
Poll-TS	-	-	-	-	-	-	-	-	-
VBM	-	-	-	-	-	-	-	-	-
MB	-	-	-	-	-	-	-	-	-
Total	-	-	-	-	-	-	-	-	-
1105									
Poll-OS	-	-	-	-	-	-	-	-	-
Poll-TS	-	-	-	-	-	-	-	-	-
VBM	-	-	-	-	-	-	-	-	-
MB	-	-	-	-	-	-	-	-	-
Total	-	-	-	-	-	-	-	-	-
1801									
Poll-OS	-	-	-	-	-	-	-	-	-
Poll-TS	-	-	-	-	-	-	-	-	-
VBM	-	-	-	-	-	-	-	-	-
MB	-	-	-	-	-	-	-	-	-
Total	-	-	-	-	-	-	-	-	-
1802									
Poll-OS	-	-	-	-	-	-	-	-	-
Poll-TS	-	-	-	-	-	-	-	-	-
VBM	-	-	-	-	-	-	-	-	-
MB	-	-	-	-	-	-	-	-	-
Total	-	-	-	-	-	-	-	-	-
1803									
Poll-OS	-	-	-	-	-	-	-	-	-
Poll-TS	-	-	-	-	-	-	-	-	-
VBM	-	-	-	-	-	-	-	-	-
MB	-	-	-	-	-	-	-	-	-
Total	-	-	-	-	-	-	-	-	-
1804									
Poll-OS	-	-	-	-	-	-	-	-	-
Poll-TS	-	-	-	-	-	-	-	-	-
VBM	-	-	-	-	-	-	-	-	-
MB	-	-	-	-	-	-	-	-	-
Total	-	-	-	-	-	-	-	-	-
1805									
Poll-OS	-	-	-	-	-	-	-	-	-
Poll-TS	-	-	-	-	-	-	-	-	-
VBM	-	-	-	-	-	-	-	-	-
MB	-	-	-	-	-	-	-	-	-
Total	-	-	-	-	-	-	-	-	-

Statement of Votes Cast
General Election - November 4, 2014
Butte County, California
Local Measures

Date: 11/20/14
Time: 16:11:35
Page: 97 of 171

PARADISE MEASURE C RETAIL SALES TAX										
	Reg. Voters	Vote For	Times Counted	Total Votes	Times Blank Voted	Times Over Voted	Number Of Under Votes	Yes		
1806										
Poll-OS	-	-	-	-	-	-	-	-	-	-
Poll-TS	-	-	-	-	-	-	-	-	-	-
VBM	-	-	-	-	-	-	-	-	-	-
MB	-	-	-	-	-	-	-	-	-	-
Total	-	-	-	-	-	-	-	-	-	-
1807										
Poll-OS	-	-	-	-	-	-	-	-	-	-
Poll-TS	-	-	-	-	-	-	-	-	-	-
VBM	-	-	-	-	-	-	-	-	-	-
MB	-	-	-	-	-	-	-	-	-	-
Total	-	-	-	-	-	-	-	-	-	-
1808										
Poll-OS	-	-	-	-	-	-	-	-	-	-
Poll-TS	-	-	-	-	-	-	-	-	-	-
VBM	-	-	-	-	-	-	-	-	-	-
MB	-	-	-	-	-	-	-	-	-	-
Total	-	-	-	-	-	-	-	-	-	-
1809										
Poll-OS	-	-	-	-	-	-	-	-	-	-
Poll-TS	-	-	-	-	-	-	-	-	-	-
VBM	-	-	-	-	-	-	-	-	-	-
MB	-	-	-	-	-	-	-	-	-	-
Total	-	-	-	-	-	-	-	-	-	-
1810										
Poll-OS	-	-	-	-	-	-	-	-	-	-
Poll-TS	-	-	-	-	-	-	-	-	-	-
VBM	-	-	-	-	-	-	-	-	-	-
MB	-	-	-	-	-	-	-	-	-	-
Total	-	-	-	-	-	-	-	-	-	-
1811										
Poll-OS	-	-	-	-	-	-	-	-	-	-
Poll-TS	-	-	-	-	-	-	-	-	-	-
VBM	-	-	-	-	-	-	-	-	-	-
MB	-	-	-	-	-	-	-	-	-	-
Total	-	-	-	-	-	-	-	-	-	-
1812										
Poll-OS	-	-	-	-	-	-	-	-	-	-
Poll-TS	-	-	-	-	-	-	-	-	-	-
VBM	-	-	-	-	-	-	-	-	-	-
MB	-	-	-	-	-	-	-	-	-	-
Total	-	-	-	-	-	-	-	-	-	-
1813										
Poll-OS	-	-	-	-	-	-	-	-	-	-
Poll-TS	-	-	-	-	-	-	-	-	-	-
VBM	-	-	-	-	-	-	-	-	-	-
MB	-	-	-	-	-	-	-	-	-	-
Total	-	-	-	-	-	-	-	-	-	-
1901-MB										
Poll-OS	-	-	-	-	-	-	-	-	-	-
Poll-TS	-	-	-	-	-	-	-	-	-	-
VBM	-	-	-	-	-	-	-	-	-	-
MB	-	-	-	-	-	-	-	-	-	-
Total	-	-	-	-	-	-	-	-	-	-
1902-MB										
Poll-OS	-	-	-	-	-	-	-	-	-	-
Poll-TS	-	-	-	-	-	-	-	-	-	-
VBM	-	-	-	-	-	-	-	-	-	-
MB	-	-	-	-	-	-	-	-	-	-
Total	-	-	-	-	-	-	-	-	-	-
1903-MB										

Statement of Votes Cast
General Election - November 4, 2014
Butte County, California
Local Measures

Date: 11/20/14
Time: 16:11:35
Page: 98 of 171

PARADISE MEASURE C RETAIL SALES TAX									
	Reg. Voters	Vote For	Times Counted	Total Votes	Times Blank Voted	Times Over Voted	Number Of Under Votes	Yes	
Poll-OS	-	-	-	-	-	-	-	-	-
Poll-TS	-	-	-	-	-	-	-	-	-
VBM	-	-	-	-	-	-	-	-	-
MB	-	-	-	-	-	-	-	-	-
Total	-	-	-	-	-	-	-	-	-
1904-MB	-	-	-	-	-	-	-	-	-
Poll-OS	-	-	-	-	-	-	-	-	-
Poll-TS	-	-	-	-	-	-	-	-	-
VBM	-	-	-	-	-	-	-	-	-
MB	-	-	-	-	-	-	-	-	-
Total	-	-	-	-	-	-	-	-	-
1905-MB	-	-	-	-	-	-	-	-	-
Poll-OS	-	-	-	-	-	-	-	-	-
Poll-TS	-	-	-	-	-	-	-	-	-
VBM	-	-	-	-	-	-	-	-	-
MB	-	-	-	-	-	-	-	-	-
Total	-	-	-	-	-	-	-	-	-
1906-MB	-	-	-	-	-	-	-	-	-
Poll-OS	-	-	-	-	-	-	-	-	-
Poll-TS	-	-	-	-	-	-	-	-	-
VBM	-	-	-	-	-	-	-	-	-
MB	-	-	-	-	-	-	-	-	-
Total	-	-	-	-	-	-	-	-	-
1907-MB	-	-	-	-	-	-	-	-	-
Poll-OS	-	-	-	-	-	-	-	-	-
Poll-TS	-	-	-	-	-	-	-	-	-
VBM	-	-	-	-	-	-	-	-	-
MB	-	-	-	-	-	-	-	-	-
Total	-	-	-	-	-	-	-	-	-
1908-MB	-	-	-	-	-	-	-	-	-
Poll-OS	-	-	-	-	-	-	-	-	-
Poll-TS	-	-	-	-	-	-	-	-	-
VBM	-	-	-	-	-	-	-	-	-
MB	-	-	-	-	-	-	-	-	-
Total	-	-	-	-	-	-	-	-	-
1909-MB	-	-	-	-	-	-	-	-	-
Poll-OS	-	-	-	-	-	-	-	-	-
Poll-TS	-	-	-	-	-	-	-	-	-
VBM	-	-	-	-	-	-	-	-	-
MB	-	-	-	-	-	-	-	-	-
Total	-	-	-	-	-	-	-	-	-
1910-MB	-	-	-	-	-	-	-	-	-
Poll-OS	-	-	-	-	-	-	-	-	-
Poll-TS	-	-	-	-	-	-	-	-	-
VBM	-	-	-	-	-	-	-	-	-
MB	-	-	-	-	-	-	-	-	-
Total	-	-	-	-	-	-	-	-	-
1911-MB	-	-	-	-	-	-	-	-	-
Poll-OS	-	-	-	-	-	-	-	-	-
Poll-TS	-	-	-	-	-	-	-	-	-
VBM	-	-	-	-	-	-	-	-	-
MB	-	-	-	-	-	-	-	-	-
Total	-	-	-	-	-	-	-	-	-
1912-MB	-	-	-	-	-	-	-	-	-
Poll-OS	-	-	-	-	-	-	-	-	-
Poll-TS	-	-	-	-	-	-	-	-	-
VBM	-	-	-	-	-	-	-	-	-
MB	-	-	-	-	-	-	-	-	-
Total	-	-	-	-	-	-	-	-	-
1913-MB	-	-	-	-	-	-	-	-	-
Poll-OS	-	-	-	-	-	-	-	-	-

Statement of Votes Cast
General Election - November 4, 2014
Butte County, California
Local Measures

Date: 11/20/14
Time: 16:11:35
Page: 99 of 171

PARADISE MEASURE C RETAIL SALES TAX									
	Reg. Voters	Vote For	Times Counted	Total Votes	Times Blank Voted	Times Over Voted	Number Of Under Votes	Yes	
Poll-TS	-	-	-	-	-	-	-	-	-
VBM	-	-	-	-	-	-	-	-	-
MB	-	-	-	-	-	-	-	-	-
Total	-	-	-	-	-	-	-	-	-
1914-MB	-	-	-	-	-	-	-	-	-
Poll-OS	-	-	-	-	-	-	-	-	-
Poll-TS	-	-	-	-	-	-	-	-	-
VBM	-	-	-	-	-	-	-	-	-
MB	-	-	-	-	-	-	-	-	-
Total	-	-	-	-	-	-	-	-	-
1915-MB	-	-	-	-	-	-	-	-	-
Poll-OS	-	-	-	-	-	-	-	-	-
Poll-TS	-	-	-	-	-	-	-	-	-
VBM	-	-	-	-	-	-	-	-	-
MB	-	-	-	-	-	-	-	-	-
Total	-	-	-	-	-	-	-	-	-
1916-MB	-	-	-	-	-	-	-	-	-
Poll-OS	-	-	-	-	-	-	-	-	-
Poll-TS	-	-	-	-	-	-	-	-	-
VBM	-	-	-	-	-	-	-	-	-
MB	-	-	-	-	-	-	-	-	-
Total	-	-	-	-	-	-	-	-	-
1917-MB	-	-	-	-	-	-	-	-	-
Poll-OS	-	-	-	-	-	-	-	-	-
Poll-TS	-	-	-	-	-	-	-	-	-
VBM	-	-	-	-	-	-	-	-	-
MB	-	-	-	-	-	-	-	-	-
Total	-	-	-	-	-	-	-	-	-
1918-MB	-	-	-	-	-	-	-	-	-
Poll-OS	-	-	-	-	-	-	-	-	-
Poll-TS	-	-	-	-	-	-	-	-	-
VBM	-	-	-	-	-	-	-	-	-
MB	-	-	-	-	-	-	-	-	-
Total	-	-	-	-	-	-	-	-	-
1919-MB	-	-	-	-	-	-	-	-	-
Poll-OS	-	-	-	-	-	-	-	-	-
Poll-TS	-	-	-	-	-	-	-	-	-
VBM	-	-	-	-	-	-	-	-	-
MB	-	-	-	-	-	-	-	-	-
Total	-	-	-	-	-	-	-	-	-
2201	-	-	-	-	-	-	-	-	-
Poll-OS	-	-	-	-	-	-	-	-	-
Poll-TS	-	-	-	-	-	-	-	-	-
VBM	-	-	-	-	-	-	-	-	-
MB	-	-	-	-	-	-	-	-	-
Total	-	-	-	-	-	-	-	-	-
2202	-	-	-	-	-	-	-	-	-
Poll-OS	-	-	-	-	-	-	-	-	-
Poll-TS	-	-	-	-	-	-	-	-	-
VBM	-	-	-	-	-	-	-	-	-
MB	-	-	-	-	-	-	-	-	-
Total	-	-	-	-	-	-	-	-	-
2203	-	-	-	-	-	-	-	-	-
Poll-OS	-	-	-	-	-	-	-	-	-
Poll-TS	-	-	-	-	-	-	-	-	-
VBM	-	-	-	-	-	-	-	-	-
MB	-	-	-	-	-	-	-	-	-
Total	-	-	-	-	-	-	-	-	-
2204	-	-	-	-	-	-	-	-	-
Poll-OS	-	-	-	-	-	-	-	-	-
Poll-TS	-	-	-	-	-	-	-	-	-

Statement of Votes Cast
General Election - November 4, 2014
Butte County, California
Local Measures

Date: 11/20/14
Time: 16:11:36
Page: 100 of 171

PARADISE MEASURE C RETAIL SALES TAX									
	Reg. Voters	Vote For	Times Counted	Total Votes	Times Blank Voted	Times Over Voted	Number Of Under Votes	Yes	
VBM	-	-	-	-	-	-	-	-	-
MB	-	-	-	-	-	-	-	-	-
Total	-	-	-	-	-	-	-	-	-
2205									
Poll-OS	-	-	-	-	-	-	-	-	-
Poll-TS	-	-	-	-	-	-	-	-	-
VBM	-	-	-	-	-	-	-	-	-
MB	-	-	-	-	-	-	-	-	-
Total	-	-	-	-	-	-	-	-	-
2206									
Poll-OS	-	-	-	-	-	-	-	-	-
Poll-TS	-	-	-	-	-	-	-	-	-
VBM	-	-	-	-	-	-	-	-	-
MB	-	-	-	-	-	-	-	-	-
Total	-	-	-	-	-	-	-	-	-
2207									
Poll-OS	-	-	-	-	-	-	-	-	-
Poll-TS	-	-	-	-	-	-	-	-	-
VBM	-	-	-	-	-	-	-	-	-
MB	-	-	-	-	-	-	-	-	-
Total	-	-	-	-	-	-	-	-	-
2208									
Poll-OS	-	-	-	-	-	-	-	-	-
Poll-TS	-	-	-	-	-	-	-	-	-
VBM	-	-	-	-	-	-	-	-	-
MB	-	-	-	-	-	-	-	-	-
Total	-	-	-	-	-	-	-	-	-
2209									
Poll-OS	-	-	-	-	-	-	-	-	-
Poll-TS	-	-	-	-	-	-	-	-	-
VBM	-	-	-	-	-	-	-	-	-
MB	-	-	-	-	-	-	-	-	-
Total	-	-	-	-	-	-	-	-	-
2210									
Poll-OS	-	-	-	-	-	-	-	-	-
Poll-TS	-	-	-	-	-	-	-	-	-
VBM	-	-	-	-	-	-	-	-	-
MB	-	-	-	-	-	-	-	-	-
Total	-	-	-	-	-	-	-	-	-
2211									
Poll-OS	-	-	-	-	-	-	-	-	-
Poll-TS	-	-	-	-	-	-	-	-	-
VBM	-	-	-	-	-	-	-	-	-
MB	-	-	-	-	-	-	-	-	-
Total	-	-	-	-	-	-	-	-	-
2212									
Poll-OS	-	-	-	-	-	-	-	-	-
Poll-TS	-	-	-	-	-	-	-	-	-
VBM	-	-	-	-	-	-	-	-	-
MB	-	-	-	-	-	-	-	-	-
Total	-	-	-	-	-	-	-	-	-
2213									
Poll-OS	-	-	-	-	-	-	-	-	-
Poll-TS	-	-	-	-	-	-	-	-	-
VBM	-	-	-	-	-	-	-	-	-
MB	-	-	-	-	-	-	-	-	-
Total	-	-	-	-	-	-	-	-	-
2214									
Poll-OS	-	-	-	-	-	-	-	-	-
Poll-TS	-	-	-	-	-	-	-	-	-
VBM	-	-	-	-	-	-	-	-	-

Statement of Votes Cast
General Election - November 4, 2014
Butte County, California
Local Measures

Date: 11/20/14
Time: 16:11:36
Page: 101 of 171

PARADISE MEASURE C RETAIL SALES TAX									
	Reg. Voters	Vote For	Times Counted	Total Votes	Times Blank Voted	Times Over Voted	Number Of Under Votes	Yes	
MB	-	-	-	-	-	-	-	-	-
Total	-	-	-	-	-	-	-	-	-
2215									
Poll-OS	-	-	-	-	-	-	-	-	-
Poll-TS	-	-	-	-	-	-	-	-	-
VBM	-	-	-	-	-	-	-	-	-
MB	-	-	-	-	-	-	-	-	-
Total	-	-	-	-	-	-	-	-	-
2216									
Poll-OS	-	-	-	-	-	-	-	-	-
Poll-TS	-	-	-	-	-	-	-	-	-
VBM	-	-	-	-	-	-	-	-	-
MB	-	-	-	-	-	-	-	-	-
Total	-	-	-	-	-	-	-	-	-
2801									
Poll-OS	-	-	-	-	-	-	-	-	-
Poll-TS	-	-	-	-	-	-	-	-	-
VBM	-	-	-	-	-	-	-	-	-
MB	-	-	-	-	-	-	-	-	-
Total	-	-	-	-	-	-	-	-	-
2802									
Poll-OS	-	-	-	-	-	-	-	-	-
Poll-TS	-	-	-	-	-	-	-	-	-
VBM	-	-	-	-	-	-	-	-	-
MB	-	-	-	-	-	-	-	-	-
Total	-	-	-	-	-	-	-	-	-
2803									
Poll-OS	-	-	-	-	-	-	-	-	-
Poll-TS	-	-	-	-	-	-	-	-	-
VBM	-	-	-	-	-	-	-	-	-
MB	-	-	-	-	-	-	-	-	-
Total	-	-	-	-	-	-	-	-	-
2804									
Poll-OS	-	-	-	-	-	-	-	-	-
Poll-TS	-	-	-	-	-	-	-	-	-
VBM	-	-	-	-	-	-	-	-	-
MB	-	-	-	-	-	-	-	-	-
Total	-	-	-	-	-	-	-	-	-
2805									
Poll-OS	-	-	-	-	-	-	-	-	-
Poll-TS	-	-	-	-	-	-	-	-	-
VBM	-	-	-	-	-	-	-	-	-
MB	-	-	-	-	-	-	-	-	-
Total	-	-	-	-	-	-	-	-	-
2806									
Poll-OS	-	-	-	-	-	-	-	-	-
Poll-TS	-	-	-	-	-	-	-	-	-
VBM	-	-	-	-	-	-	-	-	-
MB	-	-	-	-	-	-	-	-	-
Total	-	-	-	-	-	-	-	-	-
2901-MB									
Poll-OS	-	-	-	-	-	-	-	-	-
Poll-TS	-	-	-	-	-	-	-	-	-
VBM	-	-	-	-	-	-	-	-	-
MB	-	-	-	-	-	-	-	-	-
Total	-	-	-	-	-	-	-	-	-
2902-MB									
Poll-OS	-	-	-	-	-	-	-	-	-
Poll-TS	-	-	-	-	-	-	-	-	-
VBM	-	-	-	-	-	-	-	-	-
MB	-	-	-	-	-	-	-	-	-

Statement of Votes Cast
General Election - November 4, 2014
Butte County, California
Local Measures

Date: 11/20/14
Time: 16:11:36
Page: 102 of 171

PARADISE MEASURE C RETAIL SALES TAX										
	Reg. Voters	Vote For	Times Counted	Total Votes	Times Blank Voted	Times Over Voted	Number Of Under Votes	Yes		
Total	-	-	-	-	-	-	-	-	-	-
2903-MB	-	-	-	-	-	-	-	-	-	-
Poll-OS	-	-	-	-	-	-	-	-	-	-
Poll-TS	-	-	-	-	-	-	-	-	-	-
VBM	-	-	-	-	-	-	-	-	-	-
MB	-	-	-	-	-	-	-	-	-	-
Total	-	-	-	-	-	-	-	-	-	-
2904-MB	-	-	-	-	-	-	-	-	-	-
Poll-OS	-	-	-	-	-	-	-	-	-	-
Poll-TS	-	-	-	-	-	-	-	-	-	-
VBM	-	-	-	-	-	-	-	-	-	-
MB	-	-	-	-	-	-	-	-	-	-
Total	-	-	-	-	-	-	-	-	-	-
3201	-	-	-	-	-	-	-	-	-	-
Poll-OS	-	-	-	-	-	-	-	-	-	-
Poll-TS	-	-	-	-	-	-	-	-	-	-
VBM	-	-	-	-	-	-	-	-	-	-
MB	-	-	-	-	-	-	-	-	-	-
Total	-	-	-	-	-	-	-	-	-	-
3202	-	-	-	-	-	-	-	-	-	-
Poll-OS	-	-	-	-	-	-	-	-	-	-
Poll-TS	-	-	-	-	-	-	-	-	-	-
VBM	-	-	-	-	-	-	-	-	-	-
MB	-	-	-	-	-	-	-	-	-	-
Total	-	-	-	-	-	-	-	-	-	-
3203	-	-	-	-	-	-	-	-	-	-
Poll-OS	-	-	-	-	-	-	-	-	-	-
Poll-TS	-	-	-	-	-	-	-	-	-	-
VBM	-	-	-	-	-	-	-	-	-	-
MB	-	-	-	-	-	-	-	-	-	-
Total	-	-	-	-	-	-	-	-	-	-
3204	-	-	-	-	-	-	-	-	-	-
Poll-OS	-	-	-	-	-	-	-	-	-	-
Poll-TS	-	-	-	-	-	-	-	-	-	-
VBM	-	-	-	-	-	-	-	-	-	-
MB	-	-	-	-	-	-	-	-	-	-
Total	-	-	-	-	-	-	-	-	-	-
3205	-	-	-	-	-	-	-	-	-	-
Poll-OS	-	-	-	-	-	-	-	-	-	-
Poll-TS	-	-	-	-	-	-	-	-	-	-
VBM	-	-	-	-	-	-	-	-	-	-
MB	-	-	-	-	-	-	-	-	-	-
Total	-	-	-	-	-	-	-	-	-	-
3206	-	-	-	-	-	-	-	-	-	-
Poll-OS	-	-	-	-	-	-	-	-	-	-
Poll-TS	-	-	-	-	-	-	-	-	-	-
VBM	-	-	-	-	-	-	-	-	-	-
MB	-	-	-	-	-	-	-	-	-	-
Total	-	-	-	-	-	-	-	-	-	-
3207	-	-	-	-	-	-	-	-	-	-
Poll-OS	-	-	-	-	-	-	-	-	-	-
Poll-TS	-	-	-	-	-	-	-	-	-	-
VBM	-	-	-	-	-	-	-	-	-	-
MB	-	-	-	-	-	-	-	-	-	-
Total	-	-	-	-	-	-	-	-	-	-
3208	-	-	-	-	-	-	-	-	-	-
Poll-OS	-	-	-	-	-	-	-	-	-	-
Poll-TS	-	-	-	-	-	-	-	-	-	-
VBM	-	-	-	-	-	-	-	-	-	-
MB	-	-	-	-	-	-	-	-	-	-
Total	-	-	-	-	-	-	-	-	-	-

Statement of Votes Cast
General Election - November 4, 2014
Butte County, California
Local Measures

Date: 11/20/14
Time: 16:11:36
Page: 103 of 171

PARADISE MEASURE C RETAIL SALES TAX										
	Reg. Voters	Vote For	Times Counted	Total Votes	Times Blank Voted	Times Over Voted	Number Of Under Votes	Yes		
3209										
Poll-OS	-	-	-	-	-	-	-	-	-	-
Poll-TS	-	-	-	-	-	-	-	-	-	-
VBM	-	-	-	-	-	-	-	-	-	-
MB	-	-	-	-	-	-	-	-	-	-
Total	-	-	-	-	-	-	-	-	-	-
3210										
Poll-OS	-	-	-	-	-	-	-	-	-	-
Poll-TS	-	-	-	-	-	-	-	-	-	-
VBM	-	-	-	-	-	-	-	-	-	-
MB	-	-	-	-	-	-	-	-	-	-
Total	-	-	-	-	-	-	-	-	-	-
3211										
Poll-OS	-	-	-	-	-	-	-	-	-	-
Poll-TS	-	-	-	-	-	-	-	-	-	-
VBM	-	-	-	-	-	-	-	-	-	-
MB	-	-	-	-	-	-	-	-	-	-
Total	-	-	-	-	-	-	-	-	-	-
3212										
Poll-OS	-	-	-	-	-	-	-	-	-	-
Poll-TS	-	-	-	-	-	-	-	-	-	-
VBM	-	-	-	-	-	-	-	-	-	-
MB	-	-	-	-	-	-	-	-	-	-
Total	-	-	-	-	-	-	-	-	-	-
3213										
Poll-OS	-	-	-	-	-	-	-	-	-	-
Poll-TS	-	-	-	-	-	-	-	-	-	-
VBM	-	-	-	-	-	-	-	-	-	-
MB	-	-	-	-	-	-	-	-	-	-
Total	-	-	-	-	-	-	-	-	-	-
3214										
Poll-OS	-	-	-	-	-	-	-	-	-	-
Poll-TS	-	-	-	-	-	-	-	-	-	-
VBM	-	-	-	-	-	-	-	-	-	-
MB	-	-	-	-	-	-	-	-	-	-
Total	-	-	-	-	-	-	-	-	-	-
3215										
Poll-OS	-	-	-	-	-	-	-	-	-	-
Poll-TS	-	-	-	-	-	-	-	-	-	-
VBM	-	-	-	-	-	-	-	-	-	-
MB	-	-	-	-	-	-	-	-	-	-
Total	-	-	-	-	-	-	-	-	-	-
3216										
Poll-OS	-	-	-	-	-	-	-	-	-	-
Poll-TS	-	-	-	-	-	-	-	-	-	-
VBM	-	-	-	-	-	-	-	-	-	-
MB	-	-	-	-	-	-	-	-	-	-
Total	-	-	-	-	-	-	-	-	-	-
3801										
Poll-OS	-	-	-	-	-	-	-	-	-	-
Poll-TS	-	-	-	-	-	-	-	-	-	-
VBM	-	-	-	-	-	-	-	-	-	-
MB	-	-	-	-	-	-	-	-	-	-
Total	-	-	-	-	-	-	-	-	-	-
3802										
Poll-OS	-	-	-	-	-	-	-	-	-	-
Poll-TS	-	-	-	-	-	-	-	-	-	-
VBM	-	-	-	-	-	-	-	-	-	-
MB	-	-	-	-	-	-	-	-	-	-
Total	-	-	-	-	-	-	-	-	-	-
3901-MB										

Statement of Votes Cast
General Election - November 4, 2014
Butte County, California
Local Measures

Date: 11/20/14
Time: 16:11:36
Page: 104 of 171

PARADISE MEASURE C RETAIL SALES TAX									
	Reg. Voters	Vote For	Times Counted	Total Votes	Times Blank Voted	Times Over Voted	Number Of Under Votes	Yes	
Poll-OS	-	-	-	-	-	-	-	-	-
Poll-TS	-	-	-	-	-	-	-	-	-
VBM	-	-	-	-	-	-	-	-	-
MB	-	-	-	-	-	-	-	-	-
Total	-	-	-	-	-	-	-	-	-
3902-MB									
Poll-OS	-	-	-	-	-	-	-	-	-
Poll-TS	-	-	-	-	-	-	-	-	-
VBM	-	-	-	-	-	-	-	-	-
MB	-	-	-	-	-	-	-	-	-
Total	-	-	-	-	-	-	-	-	-
3903-MB									
Poll-OS	-	-	-	-	-	-	-	-	-
Poll-TS	-	-	-	-	-	-	-	-	-
VBM	-	-	-	-	-	-	-	-	-
MB	-	-	-	-	-	-	-	-	-
Total	-	-	-	-	-	-	-	-	-
3904-MB									
Poll-OS	-	-	-	-	-	-	-	-	-
Poll-TS	-	-	-	-	-	-	-	-	-
VBM	-	-	-	-	-	-	-	-	-
MB	-	-	-	-	-	-	-	-	-
Total	-	-	-	-	-	-	-	-	-
3905-MB									
Poll-OS	-	-	-	-	-	-	-	-	-
Poll-TS	-	-	-	-	-	-	-	-	-
VBM	-	-	-	-	-	-	-	-	-
MB	-	-	-	-	-	-	-	-	-
Total	-	-	-	-	-	-	-	-	-
3906-MB									
Poll-OS	-	-	-	-	-	-	-	-	-
Poll-TS	-	-	-	-	-	-	-	-	-
VBM	-	-	-	-	-	-	-	-	-
MB	-	-	-	-	-	-	-	-	-
Total	-	-	-	-	-	-	-	-	-
3907-MB									
Poll-OS	-	-	-	-	-	-	-	-	-
Poll-TS	-	-	-	-	-	-	-	-	-
VBM	-	-	-	-	-	-	-	-	-
MB	-	-	-	-	-	-	-	-	-
Total	-	-	-	-	-	-	-	-	-
3908-MB									
Poll-OS	-	-	-	-	-	-	-	-	-
Poll-TS	-	-	-	-	-	-	-	-	-
VBM	-	-	-	-	-	-	-	-	-
MB	-	-	-	-	-	-	-	-	-
Total	-	-	-	-	-	-	-	-	-
4201									
Poll-OS	-	-	-	-	-	-	-	-	-
Poll-TS	-	-	-	-	-	-	-	-	-
VBM	-	-	-	-	-	-	-	-	-
MB	-	-	-	-	-	-	-	-	-
Total	-	-	-	-	-	-	-	-	-
4202									
Poll-OS	-	-	-	-	-	-	-	-	-
Poll-TS	-	-	-	-	-	-	-	-	-
VBM	-	-	-	-	-	-	-	-	-
MB	-	-	-	-	-	-	-	-	-
Total	-	-	-	-	-	-	-	-	-
4203									
Poll-OS	-	-	-	-	-	-	-	-	-

Statement of Votes Cast
General Election - November 4, 2014
Butte County, California
Local Measures

Date: 11/20/14
Time: 16:11:36
Page: 105 of 171

PARADISE MEASURE C RETAIL SALES TAX									
	Reg. Voters	Vote For	Times Counted	Total Votes	Times Blank Voted	Times Over Voted	Number Of Under Votes	Yes	
Poll-TS	-	-	-	-	-	-	-	-	-
VBM	-	-	-	-	-	-	-	-	-
MB	-	-	-	-	-	-	-	-	-
Total	-	-	-	-	-	-	-	-	-
4204									
Poll-OS	-	-	-	-	-	-	-	-	-
Poll-TS	-	-	-	-	-	-	-	-	-
VBM	-	-	-	-	-	-	-	-	-
MB	-	-	-	-	-	-	-	-	-
Total	-	-	-	-	-	-	-	-	-
4301									
Poll-OS	-	-	-	-	-	-	-	-	-
Poll-TS	-	-	-	-	-	-	-	-	-
VBM	-	-	-	-	-	-	-	-	-
MB	-	-	-	-	-	-	-	-	-
Total	-	-	-	-	-	-	-	-	-
4302									
Poll-OS	-	-	-	-	-	-	-	-	-
Poll-TS	-	-	-	-	-	-	-	-	-
VBM	-	-	-	-	-	-	-	-	-
MB	-	-	-	-	-	-	-	-	-
Total	-	-	-	-	-	-	-	-	-
4401									
Poll-OS	-	-	-	-	-	-	-	-	-
Poll-TS	-	-	-	-	-	-	-	-	-
VBM	-	-	-	-	-	-	-	-	-
MB	-	-	-	-	-	-	-	-	-
Total	-	-	-	-	-	-	-	-	-
4801									
Poll-OS	-	-	-	-	-	-	-	-	-
Poll-TS	-	-	-	-	-	-	-	-	-
VBM	-	-	-	-	-	-	-	-	-
MB	-	-	-	-	-	-	-	-	-
Total	-	-	-	-	-	-	-	-	-
4802									
Poll-OS	-	-	-	-	-	-	-	-	-
Poll-TS	-	-	-	-	-	-	-	-	-
VBM	-	-	-	-	-	-	-	-	-
MB	-	-	-	-	-	-	-	-	-
Total	-	-	-	-	-	-	-	-	-
4803									
Poll-OS	-	-	-	-	-	-	-	-	-
Poll-TS	-	-	-	-	-	-	-	-	-
VBM	-	-	-	-	-	-	-	-	-
MB	-	-	-	-	-	-	-	-	-
Total	-	-	-	-	-	-	-	-	-
4804									
Poll-OS	-	-	-	-	-	-	-	-	-
Poll-TS	-	-	-	-	-	-	-	-	-
VBM	-	-	-	-	-	-	-	-	-
MB	-	-	-	-	-	-	-	-	-
Total	-	-	-	-	-	-	-	-	-
4805									
Poll-OS	-	-	-	-	-	-	-	-	-
Poll-TS	-	-	-	-	-	-	-	-	-
VBM	-	-	-	-	-	-	-	-	-
MB	-	-	-	-	-	-	-	-	-
Total	-	-	-	-	-	-	-	-	-
4806									
Poll-OS	-	-	-	-	-	-	-	-	-
Poll-TS	-	-	-	-	-	-	-	-	-

Statement of Votes Cast
General Election - November 4, 2014
Butte County, California
Local Measures

Date: 11/20/14
Time: 16:11:36
Page: 106 of 171

PARADISE MEASURE C RETAIL SALES TAX									
	Reg. Voters	Vote For	Times Counted	Total Votes	Times Blank Voted	Times Over Voted	Number Of Under Votes	Yes	
VBM	-	-	-	-	-	-	-	-	-
MB	-	-	-	-	-	-	-	-	-
Total	-	-	-	-	-	-	-	-	-
4807									
Poll-OS	-	-	-	-	-	-	-	-	-
Poll-TS	-	-	-	-	-	-	-	-	-
VBM	-	-	-	-	-	-	-	-	-
MB	-	-	-	-	-	-	-	-	-
Total	-	-	-	-	-	-	-	-	-
4808									
Poll-OS	-	-	-	-	-	-	-	-	-
Poll-TS	-	-	-	-	-	-	-	-	-
VBM	-	-	-	-	-	-	-	-	-
MB	-	-	-	-	-	-	-	-	-
Total	-	-	-	-	-	-	-	-	-
4901-MB									
Poll-OS	-	-	-	-	-	-	-	-	-
Poll-TS	-	-	-	-	-	-	-	-	-
VBM	-	-	-	-	-	-	-	-	-
MB	-	-	-	-	-	-	-	-	-
Total	-	-	-	-	-	-	-	-	-
4902-MB									
Poll-OS	-	-	-	-	-	-	-	-	-
Poll-TS	-	-	-	-	-	-	-	-	-
VBM	-	-	-	-	-	-	-	-	-
MB	-	-	-	-	-	-	-	-	-
Total	-	-	-	-	-	-	-	-	-
4903-MB									
Poll-OS	-	-	-	-	-	-	-	-	-
Poll-TS	-	-	-	-	-	-	-	-	-
VBM	-	-	-	-	-	-	-	-	-
MB	-	-	-	-	-	-	-	-	-
Total	-	-	-	-	-	-	-	-	-
4904-MB									
Poll-OS	-	-	-	-	-	-	-	-	-
Poll-TS	-	-	-	-	-	-	-	-	-
VBM	-	-	-	-	-	-	-	-	-
MB	-	-	-	-	-	-	-	-	-
Total	-	-	-	-	-	-	-	-	-
4905-MB									
Poll-OS	-	-	-	-	-	-	-	-	-
Poll-TS	-	-	-	-	-	-	-	-	-
VBM	-	-	-	-	-	-	-	-	-
MB	-	-	-	-	-	-	-	-	-
Total	-	-	-	-	-	-	-	-	-
4906-MB									
Poll-OS	-	-	-	-	-	-	-	-	-
Poll-TS	-	-	-	-	-	-	-	-	-
VBM	-	-	-	-	-	-	-	-	-
MB	-	-	-	-	-	-	-	-	-
Total	-	-	-	-	-	-	-	-	-
4907-MB									
Poll-OS	-	-	-	-	-	-	-	-	-
Poll-TS	-	-	-	-	-	-	-	-	-
VBM	-	-	-	-	-	-	-	-	-
MB	-	-	-	-	-	-	-	-	-
Total	-	-	-	-	-	-	-	-	-
4908-MB									
Poll-OS	-	-	-	-	-	-	-	-	-
Poll-TS	-	-	-	-	-	-	-	-	-
VBM	-	-	-	-	-	-	-	-	-

Statement of Votes Cast
General Election - November 4, 2014
Butte County, California
Local Measures

Date: 11/20/14
Time: 16:11:36
Page: 107 of 171

PARADISE MEASURE C RETAIL SALES TAX										
	Reg. Voters	Vote For	Times Counted	Total Votes	Times Blank Voted	Times Over Voted	Number Of Under Votes	Yes		
MB	-	-	-	-	-	-	-	-	-	-
Total	-	-	-	-	-	-	-	-	-	-
4909-MB										
Poll-OS	-	-	-	-	-	-	-	-	-	-
Poll-TS	-	-	-	-	-	-	-	-	-	-
VBM	-	-	-	-	-	-	-	-	-	-
MB	-	-	-	-	-	-	-	-	-	-
Total	-	-	-	-	-	-	-	-	-	-
4910-MB										
Poll-OS	-	-	-	-	-	-	-	-	-	-
Poll-TS	-	-	-	-	-	-	-	-	-	-
VBM	-	-	-	-	-	-	-	-	-	-
MB	-	-	-	-	-	-	-	-	-	-
Total	-	-	-	-	-	-	-	-	-	-
4911-MB										
Poll-OS	-	-	-	-	-	-	-	-	-	-
Poll-TS	-	-	-	-	-	-	-	-	-	-
VBM	-	-	-	-	-	-	-	-	-	-
MB	-	-	-	-	-	-	-	-	-	-
Total	-	-	-	-	-	-	-	-	-	-
4912-MB										
Poll-OS	-	-	-	-	-	-	-	-	-	-
Poll-TS	-	-	-	-	-	-	-	-	-	-
VBM	-	-	-	-	-	-	-	-	-	-
MB	-	-	-	-	-	-	-	-	-	-
Total	-	-	-	-	-	-	-	-	-	-
4913-MB										
Poll-OS	-	-	-	-	-	-	-	-	-	-
Poll-TS	-	-	-	-	-	-	-	-	-	-
VBM	-	-	-	-	-	-	-	-	-	-
MB	-	-	-	-	-	-	-	-	-	-
Total	-	-	-	-	-	-	-	-	-	-
4914-MB										
Poll-OS	-	-	-	-	-	-	-	-	-	-
Poll-TS	-	-	-	-	-	-	-	-	-	-
VBM	-	-	-	-	-	-	-	-	-	-
MB	-	-	-	-	-	-	-	-	-	-
Total	-	-	-	-	-	-	-	-	-	-
4915-MB										
Poll-OS	-	-	-	-	-	-	-	-	-	-
Poll-TS	-	-	-	-	-	-	-	-	-	-
VBM	-	-	-	-	-	-	-	-	-	-
MB	-	-	-	-	-	-	-	-	-	-
Total	-	-	-	-	-	-	-	-	-	-
4916-MB										
Poll-OS	-	-	-	-	-	-	-	-	-	-
Poll-TS	-	-	-	-	-	-	-	-	-	-
VBM	-	-	-	-	-	-	-	-	-	-
MB	-	-	-	-	-	-	-	-	-	-
Total	-	-	-	-	-	-	-	-	-	-
5201										
Poll-OS	-	-	-	-	-	-	-	-	-	-
Poll-TS	-	-	-	-	-	-	-	-	-	-
VBM	-	-	-	-	-	-	-	-	-	-
MB	-	-	-	-	-	-	-	-	-	-
Total	-	-	-	-	-	-	-	-	-	-
5501										
Poll-OS	880	1	109	101	8	0	0	43	42.57%	
Poll-TS	880	1	64	62	2	0	0	34	54.84%	
VBM	880	1	332	327	5	0	0	183	55.96%	
MB	880	1	0	0	0	0	0	0	-	

Statement of Votes Cast
General Election - November 4, 2014
Butte County, California
Local Measures

Date: 11/20/14
Time: 16:11:37
Page: 108 of 171

PARADISE MEASURE C RETAIL SALES TAX									
	Reg. Voters	Vote For	Times Counted	Total Votes	Times Blank Voted	Times Over Voted	Number Of Under Votes	Yes	
Total	880	4	505	490	15	0	0	260	53.06%
5502									
Poll-OS	931	1	95	92	3	0	0	31	33.70%
Poll-TS	931	1	90	90	0	0	0	50	55.56%
VBM	931	1	370	361	9	0	0	162	44.88%
MB	931	1	0	0	0	0	0	0	-
Total	931	4	555	543	12	0	0	243	44.75%
5503									
Poll-OS	828	1	82	82	0	0	0	31	37.80%
Poll-TS	828	1	60	60	0	0	0	24	40.00%
VBM	828	1	355	348	7	0	0	176	50.57%
MB	828	1	0	0	0	0	0	0	-
Total	828	4	497	490	7	0	0	231	47.14%
5504									
Poll-OS	822	1	105	100	5	0	0	54	54.00%
Poll-TS	822	1	49	48	1	0	0	27	56.25%
VBM	822	1	286	279	7	0	0	139	49.82%
MB	822	1	0	0	0	0	0	0	-
Total	822	4	440	427	13	0	0	220	51.52%
5505									
Poll-OS	1781	1	207	206	1	0	0	100	48.54%
Poll-TS	1781	1	79	78	1	0	0	44	56.41%
VBM	1781	1	806	791	15	0	0	448	56.64%
MB	1781	1	0	0	0	0	0	0	-
Total	1781	4	1092	1075	17	0	0	592	55.07%
5506									
Poll-OS	1581	1	178	174	4	0	0	78	44.83%
Poll-TS	1581	1	70	70	0	0	0	34	48.57%
VBM	1581	1	642	636	6	0	0	367	57.70%
MB	1581	1	0	0	0	0	0	0	-
Total	1581	4	890	880	10	0	0	479	54.43%
5507									
Poll-OS	709	1	103	96	7	0	0	45	46.88%
Poll-TS	709	1	34	34	0	0	0	21	61.76%
VBM	709	1	238	231	7	0	0	133	57.58%
MB	709	1	0	0	0	0	0	0	-
Total	709	4	375	361	14	0	0	199	55.12%
5508									
Poll-OS	678	1	90	85	5	0	0	38	44.71%
Poll-TS	678	1	43	42	1	0	0	27	64.29%
VBM	678	1	248	240	8	0	0	126	52.50%
MB	678	1	0	0	0	0	0	0	-
Total	678	4	381	367	14	0	0	191	52.04%
5509									
Poll-OS	1528	1	183	172	11	0	0	79	45.93%
Poll-TS	1528	1	70	70	0	0	0	38	54.29%
VBM	1528	1	569	546	23	0	0	253	46.34%
MB	1528	1	0	0	0	0	0	0	-
Total	1528	4	822	788	34	0	0	370	46.95%
5510									
Poll-OS	1542	1	225	215	10	0	0	98	45.58%
Poll-TS	1542	1	70	70	0	0	0	38	54.29%
VBM	1542	1	652	642	10	0	0	350	54.52%
MB	1542	1	0	0	0	0	0	0	-
Total	1542	4	947	927	20	0	0	486	52.43%
5511									
Poll-OS	1567	1	224	219	5	0	0	103	47.03%
Poll-TS	1567	1	62	62	0	0	0	31	50.00%
VBM	1567	1	673	661	12	0	0	360	54.46%
MB	1567	1	0	0	0	0	0	0	-
Total	1567	4	959	942	17	0	0	494	52.44%

Statement of Votes Cast
General Election - November 4, 2014
Butte County, California
Local Measures

Date: 11/20/14
Time: 16:11:37
Page: 109 of 171

PARADISE MEASURE C RETAIL SALES TAX										
	Reg. Voters	Vote For	Times Counted	Total Votes	Times Blank Voted	Times Over Voted	Number Of Under Votes	Yes		
5512										
Poll-OS	1316	1	164	159	5	0	0	63	39.62%	
Poll-TS	1316	1	67	67	0	0	0	40	59.70%	
VBM	1316	1	535	524	11	0	0	260	49.62%	
MB	1316	1	0	0	0	0	0	0	-	
Total	1316	4	766	750	16	0	0	363	48.40%	
5513										
Poll-OS	1635	1	196	192	4	0	0	84	43.75%	
Poll-TS	1635	1	58	57	1	0	0	33	57.89%	
VBM	1635	1	699	679	20	0	0	376	55.38%	
MB	1635	1	0	0	0	0	0	0	-	
Total	1635	4	953	928	25	0	0	493	53.13%	
5801										
Poll-OS	-	-	-	-	-	-	-	-	-	-
Poll-TS	-	-	-	-	-	-	-	-	-	-
VBM	-	-	-	-	-	-	-	-	-	-
MB	-	-	-	-	-	-	-	-	-	-
Total	-	-	-	-	-	-	-	-	-	-
5802										
Poll-OS	-	-	-	-	-	-	-	-	-	-
Poll-TS	-	-	-	-	-	-	-	-	-	-
VBM	-	-	-	-	-	-	-	-	-	-
MB	-	-	-	-	-	-	-	-	-	-
Total	-	-	-	-	-	-	-	-	-	-
5803										
Poll-OS	-	-	-	-	-	-	-	-	-	-
Poll-TS	-	-	-	-	-	-	-	-	-	-
VBM	-	-	-	-	-	-	-	-	-	-
MB	-	-	-	-	-	-	-	-	-	-
Total	-	-	-	-	-	-	-	-	-	-
5804										
Poll-OS	-	-	-	-	-	-	-	-	-	-
Poll-TS	-	-	-	-	-	-	-	-	-	-
VBM	-	-	-	-	-	-	-	-	-	-
MB	-	-	-	-	-	-	-	-	-	-
Total	-	-	-	-	-	-	-	-	-	-
5805										
Poll-OS	-	-	-	-	-	-	-	-	-	-
Poll-TS	-	-	-	-	-	-	-	-	-	-
VBM	-	-	-	-	-	-	-	-	-	-
MB	-	-	-	-	-	-	-	-	-	-
Total	-	-	-	-	-	-	-	-	-	-
5806										
Poll-OS	-	-	-	-	-	-	-	-	-	-
Poll-TS	-	-	-	-	-	-	-	-	-	-
VBM	-	-	-	-	-	-	-	-	-	-
MB	-	-	-	-	-	-	-	-	-	-
Total	-	-	-	-	-	-	-	-	-	-
5901-MB										
Poll-OS	0	1	0	0	0	0	0	0	-	
Poll-TS	0	1	0	0	0	0	0	0	-	
VBM	0	1	0	0	0	0	0	0	-	
MB	0	1	0	0	0	0	0	0	-	
Total	0	4	0	0	0	0	0	0	-	
5902-MB										
Poll-OS	235	1	0	0	0	0	0	0	-	
Poll-TS	235	1	0	0	0	0	0	0	-	
VBM	235	1	0	0	0	0	0	0	-	
MB	235	1	170	168	2	0	0	82	48.81%	
Total	235	4	170	168	2	0	0	82	48.81%	
5903-MB										

Statement of Votes Cast
General Election - November 4, 2014
Butte County, California
Local Measures

Date: 11/20/14
Time: 16:11:37
Page: 110 of 171

PARADISE MEASURE C RETAIL SALES TAX									
	Reg. Voters	Vote For	Times Counted	Total Votes	Times Blank Voted	Times Over Voted	Number Of Under Votes	Yes	
Poll-OS	-	-	-	-	-	-	-	-	-
Poll-TS	-	-	-	-	-	-	-	-	-
VBM	-	-	-	-	-	-	-	-	-
MB	-	-	-	-	-	-	-	-	-
Total	-	-	-	-	-	-	-	-	-
5904-MB	-	-	-	-	-	-	-	-	-
Poll-OS	-	-	-	-	-	-	-	-	-
Poll-TS	-	-	-	-	-	-	-	-	-
VBM	-	-	-	-	-	-	-	-	-
MB	-	-	-	-	-	-	-	-	-
Total	-	-	-	-	-	-	-	-	-
5905-MB	-	-	-	-	-	-	-	-	-
Poll-OS	-	-	-	-	-	-	-	-	-
Poll-TS	-	-	-	-	-	-	-	-	-
VBM	-	-	-	-	-	-	-	-	-
MB	-	-	-	-	-	-	-	-	-
Total	-	-	-	-	-	-	-	-	-
5906-MB	-	-	-	-	-	-	-	-	-
Poll-OS	-	-	-	-	-	-	-	-	-
Poll-TS	-	-	-	-	-	-	-	-	-
VBM	-	-	-	-	-	-	-	-	-
MB	-	-	-	-	-	-	-	-	-
Total	-	-	-	-	-	-	-	-	-
5907-MB	-	-	-	-	-	-	-	-	-
Poll-OS	-	-	-	-	-	-	-	-	-
Poll-TS	-	-	-	-	-	-	-	-	-
VBM	-	-	-	-	-	-	-	-	-
MB	-	-	-	-	-	-	-	-	-
Total	-	-	-	-	-	-	-	-	-
5908-MB	-	-	-	-	-	-	-	-	-
Poll-OS	-	-	-	-	-	-	-	-	-
Poll-TS	-	-	-	-	-	-	-	-	-
VBM	-	-	-	-	-	-	-	-	-
MB	-	-	-	-	-	-	-	-	-
Total	-	-	-	-	-	-	-	-	-
5909-MB	-	-	-	-	-	-	-	-	-
Poll-OS	-	-	-	-	-	-	-	-	-
Poll-TS	-	-	-	-	-	-	-	-	-
VBM	-	-	-	-	-	-	-	-	-
MB	-	-	-	-	-	-	-	-	-
Total	-	-	-	-	-	-	-	-	-
5910-MB	-	-	-	-	-	-	-	-	-
Poll-OS	-	-	-	-	-	-	-	-	-
Poll-TS	-	-	-	-	-	-	-	-	-
VBM	-	-	-	-	-	-	-	-	-
MB	-	-	-	-	-	-	-	-	-
Total	-	-	-	-	-	-	-	-	-
5911-MB	-	-	-	-	-	-	-	-	-
Poll-OS	-	-	-	-	-	-	-	-	-
Poll-TS	-	-	-	-	-	-	-	-	-
VBM	-	-	-	-	-	-	-	-	-
MB	-	-	-	-	-	-	-	-	-
Total	-	-	-	-	-	-	-	-	-
5912-MB	-	-	-	-	-	-	-	-	-
Poll-OS	-	-	-	-	-	-	-	-	-
Poll-TS	-	-	-	-	-	-	-	-	-
VBM	-	-	-	-	-	-	-	-	-
MB	-	-	-	-	-	-	-	-	-
Total	-	-	-	-	-	-	-	-	-
5913-MB	-	-	-	-	-	-	-	-	-
Poll-OS	-	-	-	-	-	-	-	-	-

Statement of Votes Cast
General Election - November 4, 2014
Butte County, California
Local Measures

Date: 11/20/14
Time: 16:11:37
Page: 111 of 171

PARADISE MEASURE C RETAIL SALES TAX										
	Reg. Voters	Vote For	Times Counted	Total Votes	Times Blank Voted	Times Over Voted	Number Of Under Votes	Yes		
Poll-TS	-	-	-	-	-	-	-	-	-	-
VBM	-	-	-	-	-	-	-	-	-	-
MB	-	-	-	-	-	-	-	-	-	-
Total	-	-	-	-	-	-	-	-	-	-
5914-MB										
Poll-OS	-	-	-	-	-	-	-	-	-	-
Poll-TS	-	-	-	-	-	-	-	-	-	-
VBM	-	-	-	-	-	-	-	-	-	-
MB	-	-	-	-	-	-	-	-	-	-
Total	-	-	-	-	-	-	-	-	-	-
5915-MB										
Poll-OS	-	-	-	-	-	-	-	-	-	-
Poll-TS	-	-	-	-	-	-	-	-	-	-
VBM	-	-	-	-	-	-	-	-	-	-
MB	-	-	-	-	-	-	-	-	-	-
Total	-	-	-	-	-	-	-	-	-	-
5916-MB										
Poll-OS	-	-	-	-	-	-	-	-	-	-
Poll-TS	-	-	-	-	-	-	-	-	-	-
VBM	-	-	-	-	-	-	-	-	-	-
MB	-	-	-	-	-	-	-	-	-	-
Total	-	-	-	-	-	-	-	-	-	-
5917-MB										
Poll-OS	-	-	-	-	-	-	-	-	-	-
Poll-TS	-	-	-	-	-	-	-	-	-	-
VBM	-	-	-	-	-	-	-	-	-	-
MB	-	-	-	-	-	-	-	-	-	-
Total	-	-	-	-	-	-	-	-	-	-
Total										
Poll-OS	16033	15	1961	1893	68	0	0	847	44.74%	
Poll-TS	16033	15	816	810	6	0	0	441	54.44%	
VBM	16033	15	6405	6265	140	0	0	3333	53.20%	
MB	16033	15	170	168	2	0	0	82	48.81%	
Total	16033	60	9352	9136	216	0	0	4703	51.48%	
County										
County of Butte										
Poll-OS	16033	15	1961	1893	68	0	0	847	44.74%	
Poll-TS	16033	15	816	810	6	0	0	441	54.44%	
VBM	16033	15	6405	6265	140	0	0	3333	53.20%	
MB	16033	15	170	168	2	0	0	82	48.81%	
Total	16033	60	9352	9136	216	0	0	4703	51.48%	
Total										
Poll-OS	16033	15	1961	1893	68	0	0	847	44.74%	
Poll-TS	16033	15	816	810	6	0	0	441	54.44%	
VBM	16033	15	6405	6265	140	0	0	3333	53.20%	
MB	16033	15	170	168	2	0	0	82	48.81%	
Total	16033	60	9352	9136	216	0	0	4703	51.48%	
Congressional District										
1st Congressional District										
Poll-OS	16033	15	1961	1893	68	0	0	847	44.74%	
Poll-TS	16033	15	816	810	6	0	0	441	54.44%	
VBM	16033	15	6405	6265	140	0	0	3333	53.20%	
MB	16033	15	170	168	2	0	0	82	48.81%	
Total	16033	60	9352	9136	216	0	0	4703	51.48%	
Total										
Poll-OS	16033	15	1961	1893	68	0	0	847	44.74%	
Poll-TS	16033	15	816	810	6	0	0	441	54.44%	
VBM	16033	15	6405	6265	140	0	0	3333	53.20%	
MB	16033	15	170	168	2	0	0	82	48.81%	

Statement of Votes Cast
General Election - November 4, 2014
Butte County, California
Local Measures

Date: 11/20/14
Time: 16:11:37
Page: 112 of 171

PARADISE MEASURE C RETAIL SALES TAX										
	Reg. Voters	Vote For	Times Counted	Total Votes	Times Blank Voted	Times Over Voted	Number Of Under Votes	Yes		
Total	16033	60	9352	9136	216	0	0	4703	51.48%	
Senate District										
4th Senate District										
Poll-OS	16033	15	1961	1893	68	0	0	847	44.74%	
Poll-TS	16033	15	816	810	6	0	0	441	54.44%	
VBM	16033	15	6405	6265	140	0	0	3333	53.20%	
MB	16033	15	170	168	2	0	0	82	48.81%	
Total	16033	60	9352	9136	216	0	0	4703	51.48%	
Total										
Poll-OS	16033	15	1961	1893	68	0	0	847	44.74%	
Poll-TS	16033	15	816	810	6	0	0	441	54.44%	
VBM	16033	15	6405	6265	140	0	0	3333	53.20%	
MB	16033	15	170	168	2	0	0	82	48.81%	
Total	16033	60	9352	9136	216	0	0	4703	51.48%	
Assembly District										
1st Assembly District										
Poll-OS	0	1	0	0	0	0	0	0	-	
Poll-TS	0	1	0	0	0	0	0	0	-	
VBM	0	1	0	0	0	0	0	0	-	
MB	0	1	0	0	0	0	0	0	-	
Total	0	4	0	0	0	0	0	0	-	
3rd Assembly District										
Poll-OS	16033	14	1961	1893	68	0	0	847	44.74%	
Poll-TS	16033	14	816	810	6	0	0	441	54.44%	
VBM	16033	14	6405	6265	140	0	0	3333	53.20%	
MB	16033	14	170	168	2	0	0	82	48.81%	
Total	16033	56	9352	9136	216	0	0	4703	51.48%	
Total										
Poll-OS	16033	15	1961	1893	68	0	0	847	44.74%	
Poll-TS	16033	15	816	810	6	0	0	441	54.44%	
VBM	16033	15	6405	6265	140	0	0	3333	53.20%	
MB	16033	15	170	168	2	0	0	82	48.81%	
Total	16033	60	9352	9136	216	0	0	4703	51.48%	
County Supervisor District										
1st Supervisor District										
Poll-OS	0	0	0	0	0	0	0	0	-	
Poll-TS	0	0	0	0	0	0	0	0	-	
VBM	0	0	0	0	0	0	0	0	-	
MB	0	0	0	0	0	0	0	0	-	
Total	0	0	0	0	0	0	0	0	-	
2nd Supervisor District										
Poll-OS	0	0	0	0	0	0	0	0	-	
Poll-TS	0	0	0	0	0	0	0	0	-	
VBM	0	0	0	0	0	0	0	0	-	
MB	0	0	0	0	0	0	0	0	-	
Total	0	0	0	0	0	0	0	0	-	
3rd Supervisor District										
Poll-OS	0	0	0	0	0	0	0	0	-	
Poll-TS	0	0	0	0	0	0	0	0	-	
VBM	0	0	0	0	0	0	0	0	-	
MB	0	0	0	0	0	0	0	0	-	
Total	0	0	0	0	0	0	0	0	-	
4th Supervisor District										
Poll-OS	0	0	0	0	0	0	0	0	-	
Poll-TS	0	0	0	0	0	0	0	0	-	
VBM	0	0	0	0	0	0	0	0	-	
MB	0	0	0	0	0	0	0	0	-	
Total	0	0	0	0	0	0	0	0	-	

Statement of Votes Cast
General Election - November 4, 2014
Butte County, California
Local Measures

Date: 11/20/14
Time: 16:11:37
Page: 113 of 171

PARADISE MEASURE C RETAIL SALES TAX									
	Reg. Voters	Vote For	Times Counted	Total Votes	Times Blank Voted	Times Over Voted	Number Of Under Votes	Yes	
5th Supervisor District									
Poll-OS	16033	15	1961	1893	68	0	0	847	44.74%
Poll-TS	16033	15	816	810	6	0	0	441	54.44%
VBM	16033	15	6405	6265	140	0	0	3333	53.20%
MB	16033	15	170	168	2	0	0	82	48.81%
Total	16033	60	9352	9136	216	0	0	4703	51.48%
Total									
Poll-OS	16033	15	1961	1893	68	0	0	847	44.74%
Poll-TS	16033	15	816	810	6	0	0	441	54.44%
VBM	16033	15	6405	6265	140	0	0	3333	53.20%
MB	16033	15	170	168	2	0	0	82	48.81%
Total	16033	60	9352	9136	216	0	0	4703	51.48%
City									
City of Biggs									
Poll-OS	0	0	0	0	0	0	0	0	-
Poll-TS	0	0	0	0	0	0	0	0	-
VBM	0	0	0	0	0	0	0	0	-
MB	0	0	0	0	0	0	0	0	-
Total	0	0	0	0	0	0	0	0	-
City of Chico									
Poll-OS	0	0	0	0	0	0	0	0	-
Poll-TS	0	0	0	0	0	0	0	0	-
VBM	0	0	0	0	0	0	0	0	-
MB	0	0	0	0	0	0	0	0	-
Total	0	0	0	0	0	0	0	0	-
City of Gridley									
Poll-OS	0	0	0	0	0	0	0	0	-
Poll-TS	0	0	0	0	0	0	0	0	-
VBM	0	0	0	0	0	0	0	0	-
MB	0	0	0	0	0	0	0	0	-
Total	0	0	0	0	0	0	0	0	-
City of Oroville									
Poll-OS	0	0	0	0	0	0	0	0	-
Poll-TS	0	0	0	0	0	0	0	0	-
VBM	0	0	0	0	0	0	0	0	-
MB	0	0	0	0	0	0	0	0	-
Total	0	0	0	0	0	0	0	0	-
Town of Paradise									
Poll-OS	16033	15	1961	1893	68	0	0	847	44.74%
Poll-TS	16033	15	816	810	6	0	0	441	54.44%
VBM	16033	15	6405	6265	140	0	0	3333	53.20%
MB	16033	15	170	168	2	0	0	82	48.81%
Total	16033	60	9352	9136	216	0	0	4703	51.48%
Unincorporated Area									
Poll-OS	0	0	0	0	0	0	0	0	-
Poll-TS	0	0	0	0	0	0	0	0	-
VBM	0	0	0	0	0	0	0	0	-
MB	0	0	0	0	0	0	0	0	-
Total	0	0	0	0	0	0	0	0	-
Total									
Poll-OS	16033	15	1961	1893	68	0	0	847	44.74%
Poll-TS	16033	15	816	810	6	0	0	441	54.44%
VBM	16033	15	6405	6265	140	0	0	3333	53.20%
MB	16033	15	170	168	2	0	0	82	48.81%
Total	16033	60	9352	9136	216	0	0	4703	51.48%
State Board of Equalization District									
1st District Board Equalization									
Poll-OS	16033	15	1961	1893	68	0	0	847	44.74%
Poll-TS	16033	15	816	810	6	0	0	441	54.44%

Statement of Votes Cast
General Election - November 4, 2014
Butte County, California
Local Measures

Date: 11/20/14
Time: 16:11:37
Page: 114 of 171

PARADISE MEASURE C RETAIL SALES TAX										
	Reg. Voters	Vote For	Times Counted	Total Votes	Times Blank Voted	Times Over Voted	Number Of Under Votes	Yes		
VBM	16033	15	6405	6265	140	0	0	3333	53.20%	
MB	16033	15	170	168	2	0	0	82	48.81%	
Total	16033	60	9352	9136	216	0	0	4703	51.48%	
Total										
Poll-OS	16033	15	1961	1893	68	0	0	847	44.74%	
Poll-TS	16033	15	816	810	6	0	0	441	54.44%	
VBM	16033	15	6405	6265	140	0	0	3333	53.20%	
MB	16033	15	170	168	2	0	0	82	48.81%	
Total	16033	60	9352	9136	216	0	0	4703	51.48%	

Statement of Votes Cast
General Election - November 4, 2014
Butte County, California
Local Measures

Date:11/20/14
Time:16:11:37
Page:115 of 171

	PARADISE MEASURE C RETAIL SALES TAX
	No
Jurisdiction Wide	
1101	
Poll-OS	- -
Poll-TS	- -
VBM	- -
MB	- -
Total	- -
1102	
Poll-OS	- -
Poll-TS	- -
VBM	- -
MB	- -
Total	- -
1103	
Poll-OS	- -
Poll-TS	- -
VBM	- -
MB	- -
Total	- -
1104	
Poll-OS	- -
Poll-TS	- -
VBM	- -
MB	- -
Total	- -
1105	
Poll-OS	- -
Poll-TS	- -
VBM	- -
MB	- -
Total	- -
1801	
Poll-OS	- -
Poll-TS	- -
VBM	- -
MB	- -
Total	- -
1802	
Poll-OS	- -
Poll-TS	- -
VBM	- -
MB	- -
Total	- -
1803	
Poll-OS	- -
Poll-TS	- -
VBM	- -
MB	- -
Total	- -
1804	
Poll-OS	- -
Poll-TS	- -
VBM	- -
MB	- -
Total	- -
1805	
Poll-OS	- -
Poll-TS	- -
VBM	- -
MB	- -
Total	- -

Statement of Votes Cast
General Election - November 4, 2014
Butte County, California
Local Measures

Date: 11/20/14
Time: 16:11:38
Page: 116 of 171

	PARADISE MEASURE C RETAIL SALES TAX
	No
1806	
Poll-OS	-
Poll-TS	-
VBM	-
MB	-
Total	-
1807	
Poll-OS	-
Poll-TS	-
VBM	-
MB	-
Total	-
1808	
Poll-OS	-
Poll-TS	-
VBM	-
MB	-
Total	-
1809	
Poll-OS	-
Poll-TS	-
VBM	-
MB	-
Total	-
1810	
Poll-OS	-
Poll-TS	-
VBM	-
MB	-
Total	-
1811	
Poll-OS	-
Poll-TS	-
VBM	-
MB	-
Total	-
1812	
Poll-OS	-
Poll-TS	-
VBM	-
MB	-
Total	-
1813	
Poll-OS	-
Poll-TS	-
VBM	-
MB	-
Total	-
1901-MB	
Poll-OS	-
Poll-TS	-
VBM	-
MB	-
Total	-
1902-MB	
Poll-OS	-
Poll-TS	-
VBM	-
MB	-
Total	-
1903-MB	

Statement of Votes Cast
General Election - November 4, 2014
Butte County, California
Local Measures

Date:11/20/14
Time:16:11:38
Page:117 of 171

	PARADISE MEASURE C RETAIL SALES TAX
	No
Poll-OS	-
Poll-TS	-
VBM	-
MB	-
Total	-
1904-MB	
Poll-OS	-
Poll-TS	-
VBM	-
MB	-
Total	-
1905-MB	
Poll-OS	-
Poll-TS	-
VBM	-
MB	-
Total	-
1906-MB	
Poll-OS	-
Poll-TS	-
VBM	-
MB	-
Total	-
1907-MB	
Poll-OS	-
Poll-TS	-
VBM	-
MB	-
Total	-
1908-MB	
Poll-OS	-
Poll-TS	-
VBM	-
MB	-
Total	-
1909-MB	
Poll-OS	-
Poll-TS	-
VBM	-
MB	-
Total	-
1910-MB	
Poll-OS	-
Poll-TS	-
VBM	-
MB	-
Total	-
1911-MB	
Poll-OS	-
Poll-TS	-
VBM	-
MB	-
Total	-
1912-MB	
Poll-OS	-
Poll-TS	-
VBM	-
MB	-
Total	-
1913-MB	
Poll-OS	-

Statement of Votes Cast
General Election - November 4, 2014
Butte County, California
Local Measures

Date:11/20/14
Time:16:11:38
Page:118 of 171

	PARADISE MEASURE C RETAIL SALES TAX
	No
Poll-TS	-
VBM	-
MB	-
Total	-
1914-MB	-
Poll-OS	-
Poll-TS	-
VBM	-
MB	-
Total	-
1915-MB	-
Poll-OS	-
Poll-TS	-
VBM	-
MB	-
Total	-
1916-MB	-
Poll-OS	-
Poll-TS	-
VBM	-
MB	-
Total	-
1917-MB	-
Poll-OS	-
Poll-TS	-
VBM	-
MB	-
Total	-
1918-MB	-
Poll-OS	-
Poll-TS	-
VBM	-
MB	-
Total	-
1919-MB	-
Poll-OS	-
Poll-TS	-
VBM	-
MB	-
Total	-
2201	-
Poll-OS	-
Poll-TS	-
VBM	-
MB	-
Total	-
2202	-
Poll-OS	-
Poll-TS	-
VBM	-
MB	-
Total	-
2203	-
Poll-OS	-
Poll-TS	-
VBM	-
MB	-
Total	-
2204	-
Poll-OS	-
Poll-TS	-

Statement of Votes Cast
General Election - November 4, 2014
Butte County, California
Local Measures

Date: 11/20/14
Time: 16:11:38
Page: 119 of 171

	PARADISE MEASURE C RETAIL SALES TAX
	No
VBM	-
MB	-
Total	-
2205	
Poll-OS	-
Poll-TS	-
VBM	-
MB	-
Total	-
2206	
Poll-OS	-
Poll-TS	-
VBM	-
MB	-
Total	-
2207	
Poll-OS	-
Poll-TS	-
VBM	-
MB	-
Total	-
2208	
Poll-OS	-
Poll-TS	-
VBM	-
MB	-
Total	-
2209	
Poll-OS	-
Poll-TS	-
VBM	-
MB	-
Total	-
2210	
Poll-OS	-
Poll-TS	-
VBM	-
MB	-
Total	-
2211	
Poll-OS	-
Poll-TS	-
VBM	-
MB	-
Total	-
2212	
Poll-OS	-
Poll-TS	-
VBM	-
MB	-
Total	-
2213	
Poll-OS	-
Poll-TS	-
VBM	-
MB	-
Total	-
2214	
Poll-OS	-
Poll-TS	-
VBM	-

Statement of Votes Cast
General Election - November 4, 2014
Butte County, California
Local Measures

Date:11/20/14
Time:16:11:38
Page:120 of 171

	PARADISE MEASURE C RETAIL SALES TAX
	No
MB	-
Total	-
2215	
Poll-OS	-
Poll-TS	-
VBM	-
MB	-
Total	-
2216	
Poll-OS	-
Poll-TS	-
VBM	-
MB	-
Total	-
2801	
Poll-OS	-
Poll-TS	-
VBM	-
MB	-
Total	-
2802	
Poll-OS	-
Poll-TS	-
VBM	-
MB	-
Total	-
2803	
Poll-OS	-
Poll-TS	-
VBM	-
MB	-
Total	-
2804	
Poll-OS	-
Poll-TS	-
VBM	-
MB	-
Total	-
2805	
Poll-OS	-
Poll-TS	-
VBM	-
MB	-
Total	-
2806	
Poll-OS	-
Poll-TS	-
VBM	-
MB	-
Total	-
2901-MB	
Poll-OS	-
Poll-TS	-
VBM	-
MB	-
Total	-
2902-MB	
Poll-OS	-
Poll-TS	-
VBM	-
MB	-

Statement of Votes Cast
General Election - November 4, 2014
Butte County, California
Local Measures

Date: 11/20/14
Time: 16:11:38
Page: 121 of 171

	PARADISE MEASURE C RETAIL SALES TAX
	No
Total	-
2903-MB	-
Poll-OS	-
Poll-TS	-
VBM	-
MB	-
Total	-
2904-MB	-
Poll-OS	-
Poll-TS	-
VBM	-
MB	-
Total	-
3201	-
Poll-OS	-
Poll-TS	-
VBM	-
MB	-
Total	-
3202	-
Poll-OS	-
Poll-TS	-
VBM	-
MB	-
Total	-
3203	-
Poll-OS	-
Poll-TS	-
VBM	-
MB	-
Total	-
3204	-
Poll-OS	-
Poll-TS	-
VBM	-
MB	-
Total	-
3205	-
Poll-OS	-
Poll-TS	-
VBM	-
MB	-
Total	-
3206	-
Poll-OS	-
Poll-TS	-
VBM	-
MB	-
Total	-
3207	-
Poll-OS	-
Poll-TS	-
VBM	-
MB	-
Total	-
3208	-
Poll-OS	-
Poll-TS	-
VBM	-
MB	-
Total	-

Statement of Votes Cast
General Election - November 4, 2014
Butte County, California
Local Measures

Date:11/20/14
Time:16:11:38
Page:122 of 171

	PARADISE MEASURE C RETAIL SALES TAX
	No
3209	
Poll-OS	- -
Poll-TS	- -
VBM	- -
MB	- -
Total	- -
3210	
Poll-OS	- -
Poll-TS	- -
VBM	- -
MB	- -
Total	- -
3211	
Poll-OS	- -
Poll-TS	- -
VBM	- -
MB	- -
Total	- -
3212	
Poll-OS	- -
Poll-TS	- -
VBM	- -
MB	- -
Total	- -
3213	
Poll-OS	- -
Poll-TS	- -
VBM	- -
MB	- -
Total	- -
3214	
Poll-OS	- -
Poll-TS	- -
VBM	- -
MB	- -
Total	- -
3215	
Poll-OS	- -
Poll-TS	- -
VBM	- -
MB	- -
Total	- -
3216	
Poll-OS	- -
Poll-TS	- -
VBM	- -
MB	- -
Total	- -
3801	
Poll-OS	- -
Poll-TS	- -
VBM	- -
MB	- -
Total	- -
3802	
Poll-OS	- -
Poll-TS	- -
VBM	- -
MB	- -
Total	- -
3901-MB	

Statement of Votes Cast
General Election - November 4, 2014
Butte County, California
Local Measures

Date: 11/20/14
Time: 16:11:38
Page: 123 of 171

	PARADISE MEASURE C RETAIL SALES TAX
	No
Poll-OS	-
Poll-TS	-
VBM	-
MB	-
Total	-
3902-MB	-
Poll-OS	-
Poll-TS	-
VBM	-
MB	-
Total	-
3903-MB	-
Poll-OS	-
Poll-TS	-
VBM	-
MB	-
Total	-
3904-MB	-
Poll-OS	-
Poll-TS	-
VBM	-
MB	-
Total	-
3905-MB	-
Poll-OS	-
Poll-TS	-
VBM	-
MB	-
Total	-
3906-MB	-
Poll-OS	-
Poll-TS	-
VBM	-
MB	-
Total	-
3907-MB	-
Poll-OS	-
Poll-TS	-
VBM	-
MB	-
Total	-
3908-MB	-
Poll-OS	-
Poll-TS	-
VBM	-
MB	-
Total	-
4201	-
Poll-OS	-
Poll-TS	-
VBM	-
MB	-
Total	-
4202	-
Poll-OS	-
Poll-TS	-
VBM	-
MB	-
Total	-
4203	-
Poll-OS	-

Statement of Votes Cast
General Election - November 4, 2014
Butte County, California
Local Measures

Date:11/20/14
Time:16:11:38
Page:124 of 171

	PARADISE MEASURE C RETAIL SALES TAX
	No
Poll-TS	-
VBM	-
MB	-
Total	-
4204	
Poll-OS	-
Poll-TS	-
VBM	-
MB	-
Total	-
4301	
Poll-OS	-
Poll-TS	-
VBM	-
MB	-
Total	-
4302	
Poll-OS	-
Poll-TS	-
VBM	-
MB	-
Total	-
4401	
Poll-OS	-
Poll-TS	-
VBM	-
MB	-
Total	-
4801	
Poll-OS	-
Poll-TS	-
VBM	-
MB	-
Total	-
4802	
Poll-OS	-
Poll-TS	-
VBM	-
MB	-
Total	-
4803	
Poll-OS	-
Poll-TS	-
VBM	-
MB	-
Total	-
4804	
Poll-OS	-
Poll-TS	-
VBM	-
MB	-
Total	-
4805	
Poll-OS	-
Poll-TS	-
VBM	-
MB	-
Total	-
4806	
Poll-OS	-
Poll-TS	-

Statement of Votes Cast
General Election - November 4, 2014
Butte County, California
Local Measures

Date: 11/20/14
Time: 16:11:38
Page: 125 of 171

	PARADISE MEASURE C RETAIL SALES TAX		
	No		
VBM	-	-	
MB	-	-	
Total	-	-	
4807			
Poll-OS	-	-	
Poll-TS	-	-	
VBM	-	-	
MB	-	-	
Total	-	-	
4808			
Poll-OS	-	-	
Poll-TS	-	-	
VBM	-	-	
MB	-	-	
Total	-	-	
4901-MB			
Poll-OS	-	-	
Poll-TS	-	-	
VBM	-	-	
MB	-	-	
Total	-	-	
4902-MB			
Poll-OS	-	-	
Poll-TS	-	-	
VBM	-	-	
MB	-	-	
Total	-	-	
4903-MB			
Poll-OS	-	-	
Poll-TS	-	-	
VBM	-	-	
MB	-	-	
Total	-	-	
4904-MB			
Poll-OS	-	-	
Poll-TS	-	-	
VBM	-	-	
MB	-	-	
Total	-	-	
4905-MB			
Poll-OS	-	-	
Poll-TS	-	-	
VBM	-	-	
MB	-	-	
Total	-	-	
4906-MB			
Poll-OS	-	-	
Poll-TS	-	-	
VBM	-	-	
MB	-	-	
Total	-	-	
4907-MB			
Poll-OS	-	-	
Poll-TS	-	-	
VBM	-	-	
MB	-	-	
Total	-	-	
4908-MB			
Poll-OS	-	-	
Poll-TS	-	-	
VBM	-	-	

Statement of Votes Cast
General Election - November 4, 2014
Butte County, California
Local Measures

Date:11/20/14
Time:16:11:38
Page:126 of 171

	PARADISE MEASURE C RETAIL SALES TAX
	No
MB	-
Total	-
4909-MB	-
Poll-OS	-
Poll-TS	-
VBM	-
MB	-
Total	-
4910-MB	-
Poll-OS	-
Poll-TS	-
VBM	-
MB	-
Total	-
4911-MB	-
Poll-OS	-
Poll-TS	-
VBM	-
MB	-
Total	-
4912-MB	-
Poll-OS	-
Poll-TS	-
VBM	-
MB	-
Total	-
4913-MB	-
Poll-OS	-
Poll-TS	-
VBM	-
MB	-
Total	-
4914-MB	-
Poll-OS	-
Poll-TS	-
VBM	-
MB	-
Total	-
4915-MB	-
Poll-OS	-
Poll-TS	-
VBM	-
MB	-
Total	-
4916-MB	-
Poll-OS	-
Poll-TS	-
VBM	-
MB	-
Total	-
5201	-
Poll-OS	-
Poll-TS	-
VBM	-
MB	-
Total	-
5501	-
Poll-OS	58 57.43%
Poll-TS	28 45.16%
VBM	144 44.04%
MB	0

Statement of Votes Cast
General Election - November 4, 2014
Butte County, California
Local Measures

Date: 11/20/14
Time: 16:11:38
Page: 127 of 171

	PARADISE MEASURE C RETAIL SALES TAX	
	No	
Total	230	46.94%
5502		
Poll-OS	61	66.30%
Poll-TS	40	44.44%
VBM	199	55.12%
MB	0	-
Total	300	55.25%
5503		
Poll-OS	51	62.20%
Poll-TS	36	60.00%
VBM	172	49.43%
MB	0	-
Total	259	52.86%
5504		
Poll-OS	46	46.00%
Poll-TS	21	43.75%
VBM	140	50.18%
MB	0	-
Total	207	48.48%
5505		
Poll-OS	106	51.46%
Poll-TS	34	43.59%
VBM	343	43.36%
MB	0	-
Total	483	44.93%
5506		
Poll-OS	96	55.17%
Poll-TS	36	51.43%
VBM	269	42.30%
MB	0	-
Total	401	45.57%
5507		
Poll-OS	51	53.13%
Poll-TS	13	38.24%
VBM	98	42.42%
MB	0	-
Total	162	44.88%
5508		
Poll-OS	47	55.29%
Poll-TS	15	35.71%
VBM	114	47.50%
MB	0	-
Total	176	47.96%
5509		
Poll-OS	93	54.07%
Poll-TS	32	45.71%
VBM	293	53.66%
MB	0	-
Total	418	53.05%
5510		
Poll-OS	117	54.42%
Poll-TS	32	45.71%
VBM	292	45.48%
MB	0	-
Total	441	47.57%
5511		
Poll-OS	116	52.97%
Poll-TS	31	50.00%
VBM	301	45.54%
MB	0	-
Total	448	47.56%

Statement of Votes Cast
General Election - November 4, 2014
Butte County, California
Local Measures

Date:11/20/14
Time:16:11:38
Page:128 of 171

	PARADISE MEASURE C RETAIL SALES TAX	
	No	
5512		
Poll-OS	96	60.38%
Poll-TS	27	40.30%
VBM	264	50.38%
MB	0	-
Total	387	51.60%
5513		
Poll-OS	108	56.25%
Poll-TS	24	42.11%
VBM	303	44.62%
MB	0	-
Total	435	46.88%
5801		
Poll-OS	-	-
Poll-TS	-	-
VBM	-	-
MB	-	-
Total	-	-
5802		
Poll-OS	-	-
Poll-TS	-	-
VBM	-	-
MB	-	-
Total	-	-
5803		
Poll-OS	-	-
Poll-TS	-	-
VBM	-	-
MB	-	-
Total	-	-
5804		
Poll-OS	-	-
Poll-TS	-	-
VBM	-	-
MB	-	-
Total	-	-
5805		
Poll-OS	-	-
Poll-TS	-	-
VBM	-	-
MB	-	-
Total	-	-
5806		
Poll-OS	-	-
Poll-TS	-	-
VBM	-	-
MB	-	-
Total	-	-
5901-MB		
Poll-OS	0	-
Poll-TS	0	-
VBM	0	-
MB	0	-
Total	0	-
5902-MB		
Poll-OS	0	-
Poll-TS	0	-
VBM	0	-
MB	86	51.19%
Total	86	51.19%
5903-MB		

Statement of Votes Cast
General Election - November 4, 2014
Butte County, California
Local Measures

Date:11/20/14
Time:16:11:38
Page:129 of 171

	PARADISE MEASURE C RETAIL SALES TAX
	No
Poll-OS	-
Poll-TS	-
VBM	-
MB	-
Total	-
5904-MB	-
Poll-OS	-
Poll-TS	-
VBM	-
MB	-
Total	-
5905-MB	-
Poll-OS	-
Poll-TS	-
VBM	-
MB	-
Total	-
5906-MB	-
Poll-OS	-
Poll-TS	-
VBM	-
MB	-
Total	-
5907-MB	-
Poll-OS	-
Poll-TS	-
VBM	-
MB	-
Total	-
5908-MB	-
Poll-OS	-
Poll-TS	-
VBM	-
MB	-
Total	-
5909-MB	-
Poll-OS	-
Poll-TS	-
VBM	-
MB	-
Total	-
5910-MB	-
Poll-OS	-
Poll-TS	-
VBM	-
MB	-
Total	-
5911-MB	-
Poll-OS	-
Poll-TS	-
VBM	-
MB	-
Total	-
5912-MB	-
Poll-OS	-
Poll-TS	-
VBM	-
MB	-
Total	-
5913-MB	-
Poll-OS	-

Statement of Votes Cast
General Election - November 4, 2014
Butte County, California
Local Measures

Date:11/20/14
Time:16:11:38
Page:130 of 171

	PARADISE MEASURE C RETAIL SALES TAX	
	No	
Poll-TS	-	-
VBM	-	-
MB	-	-
Total	-	-
5914-MB	-	-
Poll-OS	-	-
Poll-TS	-	-
VBM	-	-
MB	-	-
Total	-	-
5915-MB	-	-
Poll-OS	-	-
Poll-TS	-	-
VBM	-	-
MB	-	-
Total	-	-
5916-MB	-	-
Poll-OS	-	-
Poll-TS	-	-
VBM	-	-
MB	-	-
Total	-	-
5917-MB	-	-
Poll-OS	-	-
Poll-TS	-	-
VBM	-	-
MB	-	-
Total	-	-
Total		
Poll-OS	1046	55.26%
Poll-TS	369	45.56%
VBM	2932	46.80%
MB	86	51.19%
Total	4433	48.52%
County		
County of Butte		
Poll-OS	1046	55.26%
Poll-TS	369	45.56%
VBM	2932	46.80%
MB	86	51.19%
Total	4433	48.52%
Total		
Poll-OS	1046	55.26%
Poll-TS	369	45.56%
VBM	2932	46.80%
MB	86	51.19%
Total	4433	48.52%
Congressional District		
1st Congressional District		
Poll-OS	1046	55.26%
Poll-TS	369	45.56%
VBM	2932	46.80%
MB	86	51.19%
Total	4433	48.52%
Total		
Poll-OS	1046	55.26%
Poll-TS	369	45.56%
VBM	2932	46.80%
MB	86	51.19%

Statement of Votes Cast
General Election - November 4, 2014
Butte County, California
Local Measures

Date: 11/20/14
Time: 16:11:38
Page: 131 of 171

	PARADISE MEASURE C RETAIL SALES TAX	
	No	
Total	4433	48.52%
Senate District		
4th Senate District		
Poll-OS	1046	55.26%
Poll-TS	369	45.56%
VBM	2932	46.80%
MB	86	51.19%
Total	4433	48.52%
Total		
Poll-OS	1046	55.26%
Poll-TS	369	45.56%
VBM	2932	46.80%
MB	86	51.19%
Total	4433	48.52%
Assembly District		
1st Assembly District		
Poll-OS	0	-
Poll-TS	0	-
VBM	0	-
MB	0	-
Total	0	-
3rd Assembly District		
Poll-OS	1046	55.26%
Poll-TS	369	45.56%
VBM	2932	46.80%
MB	86	51.19%
Total	4433	48.52%
Total		
Poll-OS	1046	55.26%
Poll-TS	369	45.56%
VBM	2932	46.80%
MB	86	51.19%
Total	4433	48.52%
County Supervisor District		
1st Supervisor District		
Poll-OS	0	-
Poll-TS	0	-
VBM	0	-
MB	0	-
Total	0	-
2nd Supervisor District		
Poll-OS	0	-
Poll-TS	0	-
VBM	0	-
MB	0	-
Total	0	-
3rd Supervisor District		
Poll-OS	0	-
Poll-TS	0	-
VBM	0	-
MB	0	-
Total	0	-
4th Supervisor District		
Poll-OS	0	-
Poll-TS	0	-
VBM	0	-
MB	0	-
Total	0	-

Statement of Votes Cast
General Election - November 4, 2014
Butte County, California
Local Measures

Date: 11/20/14
Time: 16:11:38
Page: 132 of 171

	PARADISE MEASURE C RETAIL SALES TAX	
	No	
5th Supervisor District		
Poll-OS	1046	55.26%
Poll-TS	369	45.56%
VBM	2932	46.80%
MB	86	51.19%
Total	4433	48.52%
Total		
Poll-OS	1046	55.26%
Poll-TS	369	45.56%
VBM	2932	46.80%
MB	86	51.19%
Total	4433	48.52%
City		
City of Biggs		
Poll-OS	0	-
Poll-TS	0	-
VBM	0	-
MB	0	-
Total	0	-
City of Chico		
Poll-OS	0	-
Poll-TS	0	-
VBM	0	-
MB	0	-
Total	0	-
City of Gridley		
Poll-OS	0	-
Poll-TS	0	-
VBM	0	-
MB	0	-
Total	0	-
City of Oroville		
Poll-OS	0	-
Poll-TS	0	-
VBM	0	-
MB	0	-
Total	0	-
Town of Paradise		
Poll-OS	1046	55.26%
Poll-TS	369	45.56%
VBM	2932	46.80%
MB	86	51.19%
Total	4433	48.52%
Unincorporated Area		
Poll-OS	0	-
Poll-TS	0	-
VBM	0	-
MB	0	-
Total	0	-
Total		
Poll-OS	1046	55.26%
Poll-TS	369	45.56%
VBM	2932	46.80%
MB	86	51.19%
Total	4433	48.52%
State Board of Equalization District		
1st District Board Equalization		
Poll-OS	1046	55.26%
Poll-TS	369	45.56%

Statement of Votes Cast
General Election - November 4, 2014
Butte County, California
Local Measures

Date: 11/20/14
Time: 16:11:39
Page: 133 of 171

	PARADISE MEASURE C RETAIL SALES TAX	
	No	
VBM	2932	46.80%
MB	86	51.19%
Total	4433	48.52%
Total		
Poll-OS	1046	55.26%
Poll-TS	369	45.56%
VBM	2932	46.80%
MB	86	51.19%
Total	4433	48.52%



**Town of Paradise
Council Agenda Summary
Date: December 9, 2014**

Agenda Item 1e5

Originated by: Joanna Gutierrez, Town Clerk

Reviewed by: Lauren Gill, Town Manager

Subject: Town Council Selection of Mayor and Vice-Mayor for a one-year term beginning December 9, 2014 through December 8, 2015

Background: Every year in December the Town Council elects one Council Member to serve as Mayor and one Council Member to serve as Vice-Mayor for a one year term. Any Council Member may be nominated for the office of Mayor, including the Council Member who served as Mayor during the previous year. Election requires the affirmative votes of at least three (3) members of the Council. (Resolution No. 88-55)

Discussion: The election process for the Mayor and Vice Mayor is as follows:

1. The Mayor turns the meeting over to the Town Clerk to act as presiding officer for selection of Mayor for a one-year term.
2. The Town Clerk opens the nominations for Mayor. Any Council Member may nominate any other Council Member – no motion necessary.
3. The Town Clerk asks for a Motion, a second and a Council vote to close the nominations for Mayor.
4. Then Town Clerk takes a roll call vote on each Council Member nominated in the order of nomination.
5. When one Council Member receives a majority (three) affirmative votes, he/she will be deemed selected as the Mayor for a one-year term and there will be no further vote on any subsequent nominees.
6. The Town Clerk turns the meeting over to the new Mayor as the presiding officer.
7. Procedures for selection of Vice Mayor will be the same and items 2 – 5 which will be repeated by the new Mayor as presiding officer.

Conclusion: The Mayor serves as the presiding officer at Council meetings and is responsible for maintaining order at the meetings; executes certain documents approved by the Town Council, such as contracts, resolutions and ordinances and warrants drawn on the town treasurer; and, represents the Town at various ceremonial events. The Mayor and Vice Mayor also review and approve requests for proclamations.

MINUTES
PARADISE TOWN COUNCIL
REGULAR MEETING – 6:00 PM – November 12, 2014

1. OPENING

The November 12, 2014, Regular Meeting of the Paradise Town Council was called to order by Vice Mayor Greg Bolin in the Council Chamber located at 5555 Skyway, Paradise, California. Following the Pledge of Allegiance to the Flag of the United States of America, Council Member John Rawlings offered an invocation.

COUNCIL MEMBERS PRESENT: Steve “Woody” Culleton, Jody Jones, John J. Rawlings, and Greg Bolin, Vice Mayor.

COUNCIL MEMBERS ABSENT: Scott Lotter, Mayor.

STAFF PRESENT: Town Clerk Joanna Gutierrez, Town Manager Lauren Gill, Town Attorney Dwight L. Moore, Finance Director Gina Will, Community Development Director Craig Baker, Police Chief Gabriela Tazzari-Dineen, Division Chief David Hawks, Battalion Chief Curtis Lawrie, Assistant Town Clerk Dina Volenski, Human Resources Manager Crystal Peters, Housing Supervisor Kate Anderson, Town Engineer Marc Mattox and Public Works Manager Paul Derr.

PRESENTATION: Mario Rodriquez, Police Office Standards and Training (POST) Senior Consultant, Region 2, presented a POST Executive Certificate to Paradise Chief of Police, Gabriela Tazzari-Dineen, informed the Council that Chief Tazzari-Dineen is Certificate No. 1463, and that in 53 years that is the number of how many Law Enforcement leaders in the State of California have received this Certificate

2. ITEMS DEFERRED FROM PREVIOUS MEETINGS – None.

3. CONSENT CALENDAR

Council concurred to remove agenda item 3a from the consent calendar for a separate vote.

MOTION by Culleton, seconded by Rawlings, approved the following agenda items 3b through 3h as presented. Roll call vote of those present was unanimous; Lotter absent.

- 3b. Approved cash disbursements for October 2014 in the amount of \$1,602,276.07. (310-10-30)
- 3c. Accepted donation from Matt Thompson of \$1,200.00 worth of labor and equipment to place donated concrete at the Town of Paradise Fire Station #81 front porch modifications during the re-roofing project. (395-50-13 & 440-65-021)

- 3d. Accepted donation from Paul Derr of an apartment-size refrigerator valued at \$100.00 for the Town of Paradise Animal Control Facility. (395-50-13)
- 3e. Approved the writing off \$14,186.47 of uncollectible miscellaneous invoices. (340-40-13)
- 3f. Adopted Resolution No. 14-46, A Resolution Authorizing Acceptance of Grant Funding from the Office of Traffic Safety (OTS) AVOID the 8 Grant Funds for FY2014/2015 at an estimated amount of up to \$86,000. (The purpose of the program is to reduce alcohol related traffic offenses.) (490-80-02)
- 3g. Adopted Resolution No. 14-47, A Resolution of the Town Council of the Town of Paradise Authorizing Destruction of Certain Town Records Maintained in the Town Clerk Department Pursuant to Government Code 34090. (160-20-16)
- 3h. Adopted Resolution No. 14-48, A Resolution of the Town Council of the Town of Paradise Amending and Readopting Conflict of Interest Code for the Agencies and Departments of the Town of Paradise Which Incorporate by Reference the Fair Political Practices Commission's Standard Model Conflict of Interest. (540-20-33)

ITEMS REMOVED FROM CONSENT CALENDAR

- 3a1. **MOTION by Culleton, seconded by Rawlings**, approved the minutes of the October 9, 2014 Minutes Special Meeting. Ayes of Culleton, Rawlings and Vice Mayor Bolin; abstention of Jones; Lotter absent.
- 3a2. **MOTION by Culleton, seconded by Rawlings**, approved the minutes of the October 14, 2014 Regular Council Meeting. Roll call vote of those present was unanimous; Lotter absent.

4. PUBLIC HEARING PROCEDURE

Vice Mayor Bolin informed the public of the Town Council's public hearing procedures.

5. PUBLIC HEARINGS

Community Development Director reported to Council regarding the public hearing concerning the Planning Commission recommendation to amend the Paradise Municipal Code, and informed Council that if adopted by the Town Council as proposed, the amendment would add a new category of merchandise (prefabricated storage sheds and carports) that is exempt from outdoor merchandise display regulations contained within PMC Chapter 17.06.

Vice Mayor Bolin opened the public hearing at 6:15 p.m. There were no speakers on the matter and Vice Mayor Bolin closed the public hearing.

- 5a. **MOTION by Rawlings, seconded by Jones**, (1) Concurred with the project "CEQA determination" finding adopted by the Planning Commission

on October 21, 2014, and embodied within Planning Commission Resolution No. 14-6; (2) Waived the first reading of Town Ordinance No. 550 and approved reading by title only; and (3) Introduced Town Ordinance No. 550, "An Ordinance Amending Section 17.06.940 Within the Paradise Municipal Code Regarding Exterior Displays of Merchandise In Commercial Zones". Roll call vote was of those present was unanimous; Lotter absent. (540-16-119)

6. PUBLIC COMMUNICATION – None.

7. COUNCIL CONSIDERATION

Following a report from Town Engineer Marc Mattoon the Downtown Paradise Safety Project, Vice Mayor Bolin opened the matter for public comment.

1. Claudia Benike aside if the traffic lights have been synchronized.

Town Engineer Mattox stated that he is still monitoring the synchronization during peak hours for final adjustments.

- 7a. **MOTION by Culleton, seconded by Rawlings**, adopted Resolution No. 14-49, A Resolution of the Town Council of the Town of Paradise Accepting The Work Performed Under the Downtown Paradise Safety Project (CONTRACT NO. 13-02). Roll call vote was of those present was unanimous; Lotter absent. (510-20-81 & 950-40-19)
- 7b. **MOTION by Jones, seconded by Culleton**, rejected all bids received relating to Contract 14-03, Paradise Signal Upgrades Project and authorized staff to re-advertise the project immediately. Roll call vote was of those present was unanimous; Lotter absent. (950-40-22)
- 7c. **MOTION by Culleton, seconded by Rawlings**, (1) Concurred with staff's recommendation of L&L Surveying to perform professional topographic surveying and mapping services for four Federal Aid projects; (2) Approved the Professional Services Agreement with L&L Surveying; and, (3) Authorized the Town Manager and Town Mayor to execute the document. Roll call vote was of those present was unanimous; Lotter absent. (Project will be funded by a combination of federal funds with a 10% match from Town Capital Improvement Project funds.) (950-40-21, 22, 23 & 24, 510-20-89)
- 7d. **Council concurred to continue the consideration of the "Ordinance Amending Text Regulations Within Paradise Municipal Code Chapter 8.04 Relating to Public Nuisance Abatement" to the regular Council Meeting scheduled for January 13, 2015 in order to invite public comment on the matter.** If adopted, the proposed text amendments would result in changes to the Town's Public Nuisance Abatement regulations (PMC Chapter 8.04) to more clearly articulate the purpose of the regulations and essentially expand upon the current list of conditions and circumstances that would constitute an unlawful public nuisance in the

Town of Paradise, primarily be placing a greater emphasis upon maintenance of private property in a manner that does not significantly affect the use, enjoyment and value of other adjacent and nearby property.

- 7e. **MOTION by Jones, seconded by Culleton**, (1) Concurred to amend proposed Paradise Municipal Code Section 5.11.010 by adding the words “*as a public agency or ...*” in the second sentence after the words “on the same site”: (2) Concurred with the project “CEQA determination” finding made by the Town Planning Director; (3) Waived the reading of entire Ordinance No. 551 and approved reading by title only: and, (4) Introduced Ordinance No. 551, An Ordinance Amending Text Regulations within Paradise Municipal Code Chapter 5.11 Relating to Vending, Hawking Peddling and Sales. Roll call vote of those present was unanimous; Lotter absent. If adopted, the amendments would result in changes to the Town’s vending, hawking and peddling to limit sales from private property that is not a fixed place of business to food concessions (prepared food and drinks, produce, etc.) and flowers. (540-16-120)
- 7f. **MOTION by Culleton, seconded by Rawlings**, approved recommended budget adjustments which will decrease the General Fund net income and reserves by \$10,429. Roll call vote of those present was unanimous; Lotter absent. (340-40-13)

8. COUNCIL COMMUNICATION (Council Initiatives)

- 8a. Council oral reports of their representation on Committees/Commissions.

Council Member Jones attended two Planning Commission meetings, two Downtown Beautification meetings, the swear-in ceremony for the two new Police Officers and the Veterans Day ceremony in Paradise.

Council Member Culleton attended the Veterans Day ceremony in Paradise, and informed that the Ice Rink and the Cowboy Poetry events are occurring this weekend.

Council Member Rawlings attended the Butte County Air Quality Management District board meeting as the alternate, the Planning Commission meeting, the Veterans Day ceremony in Paradise where he presented a wreath from the Town of Paradise to honor the Paradise veterans, and assisted with putting up the flags for Veterans Day.

Vice Mayor Bolin attended the swear-in of the two new Police Officers and thanked Matt Thompson and Paul Derr for their donations to the Town as noted on the consent calendar.

- 8b. Discussion of future agenda items – None.

9. STAFF/COMMISSION/COMMITTEE COMMUNICATION

- 9a. Town Manager oral reports – None.
- 9b. Community Development Director Baker reported that a second Dollar General store has opened on Clark Road, Big Five is open on Skyway at Maxwell Drive, Verizon permits are issued for a cell tower at Pentz and Wagstaff, Safeway is developing a site at Skyway and Black Olive for a new store that will include a fueling station, demolition permits for the dilapidated buildings at Pearson and Skyway have been renewed, a purchase agreement for the Skyway Lodge has been executed and a parcel map for two acres zone Commercial located across from the Paradise Post is under review.
- 10a. At 7:45 p.m. Vice Mayor Bolin announced that pursuant to Government Code Section 54956.9(d) (1), the Town Council will hold a closed session with the Town Attorney and the Town Manager relating to the following pending litigation: Town of Paradise, a Municipal Corporation, vs. Rose E. Kallunki; Pacific Gas and Electric Company; Doe 1 through Doe 50, inclusive, Butte County Superior Court Case No. 161781.

Vice Mayor Bolin reconvened the meeting at 8:20 p.m.

Town Attorney Moore announced that the Town Council gave direction to oppose the motion relating to the pending litigation.

11. ADJOURNMENT

Vice Mayor Bolin adjourned the meeting at 8:21 p.m.

DATE APPROVED:

By: _____
Greg Bolin, Vice Mayor

Joanna Gutierrez, CMC, Town Clerk

TOWN OF PARADISE

CASH DISBURSEMENTS REPORT

FOR THE PERIOD OF
NOVEMBER 1, 2014 - NOVEMBER 30, 2014

November 1, 2014 - November 30, 2014

Check Date	Pay Period End	DESCRIPTION	AMOUNT
11/07/14	11/02/14	Net Payroll - Direct Deposits & Checks	\$109,682.04
11/21/14	11/16/14	Net Payroll - Direct Deposits & Checks	\$118,444.82
TOTAL NET WAGES PAYROLL			\$228,126.86

Accounts Payable

PAYROLL VENDORS: TAXES, PERS, DUES, INSURANCE, ETC.	\$252,694.32
OPERATIONS VENDORS: SUPPLIES, CONTRACTS, UTILITIES, ETC.	\$1,038,462.38
TOTAL CASH DISBURSEMENTS - ACCOUNTS PAYABLE (Detail attached)	<u>\$1,291,156.70</u>
GRAND TOTAL CASH DISBURSEMENTS	<u><u>\$1,519,283.56</u></u>

APPROVED BY: _____
LAUREN GILL, TOWN MANAGER

APPROVED BY: _____
GINA S. WILL, FINANCE DIRECTOR/TOWN TREASURER

TOWN OF PARADISE

CASH DISBURSEMENTS REPORT

From Payment Date: 11/1/2014 - To Payment Date: 11/30/2014

Number	Date	Status	Void Reason	Reconciled/ Voided Date	Source	Payee Name	Transaction Amount	Reconciled Amount	Difference
AP - US Bank TOP AP Checking									
<u>Check</u>									
61345	11/03/2014	Open			Accounts Payable	BRUNO, SHERRY	\$53.77		
61346	11/03/2014	Open			Accounts Payable	BUZZARD , CHRIS	\$592.07		
61347	11/03/2014	Open			Accounts Payable	HAUNSCHILD, MARK	\$318.55		
61348	11/03/2014	Open			Accounts Payable	HOUSEWORTH, JERILYN	\$129.85		
61349	11/03/2014	Open			Accounts Payable	MARABLE, VIRGINIA	\$180.26		
61350	11/03/2014	Open			Accounts Payable	MOORE, DWIGHT, L.	\$13,800.00		
61351	11/03/2014	Open			Accounts Payable	SBA Monarch Towers III LLC	\$116.99		
61352	11/03/2014	Open			Accounts Payable	US BANCORP OFFICE EQUIP FINANCE SERVICES	\$599.86		
61353	11/03/2014	Voided	Incorrect Amount	11/03/2014	Accounts Payable	WEGENER, WILL	\$590.73		
61354	11/03/2014	Open			Accounts Payable	WESTAMERICA BANK	\$770.70		
61355	11/03/2014	Open			Accounts Payable	WEGENER, WILL	\$1,363.22		
61356	11/05/2014	Open			Accounts Payable	BLOOD SOURCE	\$42.00		
61357	11/05/2014	Open			Accounts Payable	Met Life	\$7,276.29		
61358	11/05/2014	Open			Accounts Payable	OPERATING ENGINEERS	\$588.00		
61359	11/05/2014	Open			Accounts Payable	PARADISE POLICE OFFICERS ASSOCIATION	\$1,883.76		
61360	11/05/2014	Open			Accounts Payable	SUN LIFE INSURANCE	\$3,896.49		
61361	11/05/2014	Open			Accounts Payable	SUPERIOR VISION SVC NGLIC	\$671.60		
61362	11/05/2014	Open			Accounts Payable	TOP CONFIDENTIAL MID MGMT ASSOCIATION	\$140.00		
61363	11/07/2014	Open			Accounts Payable	ICMA 457 - VANTAGEPOINT	\$550.00		
61364	11/07/2014	Open			Accounts Payable	STATE DISBURSEMENT UNIT	\$402.52		
61365	11/07/2014	Open			Accounts Payable	STATE OF CALIFORNIA FRANCHISE TAX BOARD	\$150.00		
61366	11/13/2014	Open			Accounts Payable	1-888-4-ABATEMENT	\$8,888.21		
61367	11/13/2014	Open			Accounts Payable	ARAMARK UNIFORM SERV. INC.	\$51.26		
61368	11/13/2014	Open			Accounts Payable	AT&T	\$104.83		
61369	11/13/2014	Open			Accounts Payable	AT&T CALNET 2-REPEATER LINES	\$200.66		
61370	11/13/2014	Open			Accounts Payable	AT&T-COMMUNITY PARK	\$16.73		
61371	11/13/2014	Open			Accounts Payable	AT&T/CAL NET 2	\$3,477.75		
61372	11/13/2014	Open			Accounts Payable	BUTTE CO RECORDER	\$60.00		
61373	11/13/2014	Open			Accounts Payable	BUTTE CO SHERIFF'S OFFICE	\$15.00		
61374	11/13/2014	Open			Accounts Payable	BUTTE REGIONAL TRANSIT	\$2,155.50		
61375	11/13/2014	Open			Accounts Payable	CALIFORNIA STATE DEPARTMENT OF JUSTICE	\$64.00		
61376	11/13/2014	Open			Accounts Payable	CDW-GOVT	\$5,913.82		
61377	11/13/2014	Open			Accounts Payable	CHICO IMMEDIATE CARE	\$160.00		
61378	11/13/2014	Open			Accounts Payable	COMCAST CABLE	\$78.82		
61379	11/13/2014	Open			Accounts Payable	Creative Services of New England	\$213.95		
61380	11/13/2014	Open			Accounts Payable	DAY WIRELESS SYSTEMS - MILWAUKIE, OR	\$195.50		
61381	11/13/2014	Open			Accounts Payable	DEPARTMENT OF FORESTRY & FIRE PROTECTION	\$687,360.95		
61382	11/13/2014	Open			Accounts Payable	DON'S SAW & MOWER	\$32.23		
61383	11/13/2014	Open			Accounts Payable	DURHAM PENTZ TRUCK CENTER	\$5,829.24		
61384	11/13/2014	Open			Accounts Payable	EMPLOYMENT DEVELOPMENT DEPARTMENT	\$409.00		

CASH DISBURSEMENTS REPORT

From Payment Date: 11/1/2014 - To Payment Date: 11/30/2014

Number	Date	Status	Void Reason	Reconciled/ Voided Date	Source	Payee Name	Transaction Amount	Reconciled Amount	Difference
61385	11/13/2014	Open			Accounts Payable	EXPRESS LUBE & OIL, ,	\$160.05		
61386	11/13/2014	Open			Accounts Payable	GALLAGHER'S HEATING & AIR	\$106.56		
61387	11/13/2014	Open			Accounts Payable	GENESIS SOCIETY	\$500.00		
61388	11/13/2014	Open			Accounts Payable	GREAT AMERICA LEASING CORP.	\$118.25		
61389	11/13/2014	Open			Accounts Payable	HASCO INTERNATIONAL INC	\$246.34		
61390	11/13/2014	Open			Accounts Payable	HOLDREGE & KULL, CONSULTING ENGINEERS	\$14,583.75		
61391	11/13/2014	Open			Accounts Payable	I.M.P.A.C. PAYMENTS IMPAC GOV SVCS/US BANCORP	\$3,199.71		
61392	11/13/2014	Open			Accounts Payable	INLAND BUSINESS MACHINES	\$430.67		
61393	11/13/2014	Open			Accounts Payable	JAMES RIOTTO & ASSOCIATES	\$100.00		
61394	11/13/2014	Open			Accounts Payable	KEN'S HITCH & WELDING	\$167.27		
61395	11/13/2014	Open			Accounts Payable	Kenyon, Lori	\$80.71		
61396	11/13/2014	Open			Accounts Payable	KNIFE RIVER CONSTRUCTION	\$493.36		
61397	11/13/2014	Open			Accounts Payable	LES SCHWAB TIRE CENTER - MOTORPOOL	\$419.25		
61398	11/13/2014	Open			Accounts Payable	LOCATE PLUS CORPORATION	\$29.94		
61399	11/13/2014	Open			Accounts Payable	Loom Moose Lodge	\$400.00		
61400	11/13/2014	Open			Accounts Payable	Loomis, Merle	\$43.26		
61401	11/13/2014	Open			Accounts Payable	MARQUIS, JOSH	\$296.35		
61402	11/13/2014	Open			Accounts Payable	MATT WOLFE	\$280.00		
61403	11/13/2014	Open			Accounts Payable	Meeks Lumber & Hardware	\$157.14		
61404	11/13/2014	Open			Accounts Payable	MID VALLEY TITLE & ESCROW	\$75.00		
61405	11/13/2014	Open			Accounts Payable	MOBILE MINI, LLC - CA	\$244.02		
61406	11/13/2014	Open			Accounts Payable	Moskowitz, Danielle	\$152.80		
61407	11/13/2014	Open			Accounts Payable	MUNICIPAL CODE CORP	\$559.00		
61408	11/13/2014	Open			Accounts Payable	NCCSIF TREASURER	\$12,119.50		
61409	11/13/2014	Open			Accounts Payable	NEWMAN TRAFFIC SIGNS	\$81.35		
61410	11/13/2014	Open			Accounts Payable	NORTHGATE PETROLEUM CO	\$5,123.15		
61411	11/13/2014	Open			Accounts Payable	NWN Corporation	\$12,883.21		
61412	11/13/2014	Open			Accounts Payable	O'REILLY AUTO PARTS	\$33.24		
61413	11/13/2014	Open			Accounts Payable	OFFICE DEPOT ACCT#36233169	\$567.08		
61414	11/13/2014	Open			Accounts Payable	OROVILLE FORD	\$238.76		
61415	11/13/2014	Open			Accounts Payable	PACIFIC GAS & ELECTRIC	\$8,803.20		
61416	11/13/2014	Open			Accounts Payable	PARADISE IRRIGATION DIST	\$164.99		
61417	11/13/2014	Open			Accounts Payable	PARADISE POST/NORTH VALLEY COMMTY MEDIA	\$1,120.08		
61418	11/13/2014	Open			Accounts Payable	PEERLESS BUILDING MAINT	\$1,440.00		
61419	11/13/2014	Open			Accounts Payable	PETERS RUSH HABIB & MCKENNA	\$15.00		
61420	11/13/2014	Open			Accounts Payable	R & S Supply	\$8,885.25		
61421	11/13/2014	Open			Accounts Payable	Riebes Auto Parts	\$133.13		
61422	11/13/2014	Open			Accounts Payable	ROLLO/CSO, CHARLIE	\$200.00		
61423	11/13/2014	Open			Accounts Payable	SAFEGUARD FIRE PROTECTION	\$257.67		
61424	11/13/2014	Open			Accounts Payable	SIEMENS INDUSTRY, INC	\$4,394.60		
61425	11/13/2014	Open			Accounts Payable	SIERRA HEATING & AIR CONDITIONING	\$914.00		
61426	11/13/2014	Open			Accounts Payable	SKYWAY AUTO TUNE	\$1,234.33		
61427	11/13/2014	Open			Accounts Payable	Smith, Jake	\$11.50		
61428	11/13/2014	Open			Accounts Payable	THOMAS ACE HARDWARE - ENG. DEPT.	\$66.97		

TOWN OF PARADISE
CASH DISBURSEMENTS REPORT

From Payment Date: 11/1/2014 - To Payment Date: 11/30/2014

Number	Date	Status	Void Reason	Reconciled/ Voided Date	Source	Payee Name	Transaction Amount	Reconciled Amount	Difference
61429	11/13/2014	Open			Accounts Payable	THOMAS ACE HARDWARE - FIRE DEPT.	\$128.11		
61430	11/13/2014	Open			Accounts Payable	THOMAS ACE HARDWARE - POLICE DEPT.	\$68.89		
61431	11/13/2014	Open			Accounts Payable	THOMAS HYDRAULIC & HARDWARE SUPPLY, INC.	\$150.41		
61432	11/13/2014	Open			Accounts Payable	Traffic Works, LLC	\$6,045.00		
61433	11/13/2014	Open			Accounts Payable	VALLEY CLINICAL & CONSULTING SERVICES	\$450.00		
61434	11/13/2014	Open			Accounts Payable	VERIZON WIRELESS	\$63.55		
61435	11/13/2014	Open			Accounts Payable	VERIZON WIRELESS	\$480.64		
61436	11/13/2014	Open			Accounts Payable	VistaNet Inc.	\$1,120.00		
61437	11/13/2014	Open			Accounts Payable	WESTAMERICA BANK	\$42,890.53		
61438	11/13/2014	Open			Accounts Payable	WILSON PRINTING CO.	\$19.89		
61439	11/20/2014	Open			Accounts Payable	MID VALLEY TITLE & ESCROW	\$31,350.00		
61440	11/21/2014	Open			Accounts Payable	ICMA 457 - VANTAGEPOINT	\$550.00		
61441	11/21/2014	Open			Accounts Payable	STATE DISBURSEMENT UNIT	\$402.52		
61442	11/26/2014	Open			Accounts Payable	ACCESS INFORMATION MANAGEMENT	\$64.00		
61443	11/26/2014	Open			Accounts Payable	ACE RENTALS	\$17.18		
61444	11/26/2014	Open			Accounts Payable	AgendaPal Corporation	\$399.00		
61445	11/26/2014	Open			Accounts Payable	ANTIQUE & UNIQUE UPHOLSTERY	\$101.88		
61446	11/26/2014	Open			Accounts Payable	ARAMARK UNIFORM SERV. INC.	\$51.26		
61447	11/26/2014	Open			Accounts Payable	AT&T	\$1,001.25		
61448	11/26/2014	Open			Accounts Payable	BASIC LABORATORY	\$1,241.00		
61449	11/26/2014	Open			Accounts Payable	Big O Tires	\$348.13		
61450	11/26/2014	Open			Accounts Payable	CAL-LINE EQUIPMENT INC	\$29.73		
61451	11/26/2014	Open			Accounts Payable	CALIFORNIA STATE DEPARTMENT OF JUSTICE	\$907.00		
61452	11/26/2014	Open			Accounts Payable	COMCAST CABLE	\$248.82		
61453	11/26/2014	Open			Accounts Payable	COMCAST CABLE	\$78.82		
61454	11/26/2014	Open			Accounts Payable	COMCAST CABLE	\$213.82		
61455	11/26/2014	Open			Accounts Payable	COMPANIONS ANIMAL HOSPITAL	\$235.50		
61456	11/26/2014	Open			Accounts Payable	COPWARE, INC.	\$215.00		
61457	11/26/2014	Open			Accounts Payable	CPS HUMAN RESOURCE SERV.	\$760.00		
61458	11/26/2014	Open			Accounts Payable	CSU, CHICO RESEARCH FOUNDATION	\$301.20		
61459	11/26/2014	Open			Accounts Payable	DATCO SERVICES CORPORATION	\$220.50		
61460	11/26/2014	Open			Accounts Payable	DAY WIRELESS SYSTEMS - MILWAUKIE, OR	\$1,095.84		
61461	11/26/2014	Open			Accounts Payable	DEPARTMENT OF MOTOR VEHICLES	\$2,494.00		
61462	11/26/2014	Open			Accounts Payable	DURHAM PENTZ TRUCK CENTER	\$260.41		
61463	11/26/2014	Open			Accounts Payable	ENLOE MEDICAL CENTER, INC.	\$944.00		
61464	11/26/2014	Open			Accounts Payable	EVERGREEN JANITORIAL SUPPLY, INC.	\$111.52		
61465	11/26/2014	Open			Accounts Payable	EXPRESS LUBE & OIL, ,	\$107.98		
61466	11/26/2014	Open			Accounts Payable	FIRE SERVICE SPECIFICATION & SUPPLY	\$1,635.88		
61467	11/26/2014	Open			Accounts Payable	FLAG CENTER	\$254.98		
61468	11/26/2014	Open			Accounts Payable	George Reed Inc	\$46,189.40		

CASH DISBURSEMENTS REPORT

From Payment Date: 11/1/2014 - To Payment Date: 11/30/2014

Number	Date	Status	Void Reason	Reconciled/ Voided Date	Source	Payee Name	Transaction Amount	Reconciled Amount	Difference
61469	11/26/2014	Open			Accounts Payable	Goodyear Tire & Rubber Company	\$2,706.55		
61470	11/26/2014	Open			Accounts Payable	GRAFIX SHOPPE	\$178.35		
61471	11/26/2014	Open			Accounts Payable	Hertz Equipment Rental	\$2,339.28		
61472	11/26/2014	Open			Accounts Payable	HOLDREGE & KULL, CONSULTING ENGINEERS	\$568.00		
61473	11/26/2014	Open			Accounts Payable	I.M.P.A.C. PAYMENTS IMPAC GOV SVCS/US BANCORP	\$751.99		
61474	11/26/2014	Open			Accounts Payable	INLAND BUSINESS MACHINES	\$512.36		
61475	11/26/2014	Open			Accounts Payable	JAMES RIOTTO & ASSOCIATES	\$250.00		
61476	11/26/2014	Open			Accounts Payable	JOHN REGH INLAND LEASING	\$427.85		
61477	11/26/2014	Open			Accounts Payable	JOHNNY ON THE SPOT PORTABLES	\$126.50		
61478	11/26/2014	Open			Accounts Payable	Jones, Jody	\$193.02		
61479	11/26/2014	Open			Accounts Payable	KEN'S HITCH & WELDING	\$29.99		
61480	11/26/2014	Open			Accounts Payable	KNIFE RIVER CONSTRUCTION	\$1,936.93		
61481	11/26/2014	Open			Accounts Payable	KOEFRAN INDUSTRIES	\$305.00		
61482	11/26/2014	Open			Accounts Payable	Larson, Tiffany	\$253.00		
61483	11/26/2014	Open			Accounts Payable	MANN, URRUTIA, NELSON, CAS & ASSOC, LLP	\$12,200.00		
61484	11/26/2014	Open			Accounts Payable	MATT WOLFE	\$416.00		
61485	11/26/2014	Open			Accounts Payable	MCGREGOR CONSTRUCTION CO INC	\$410.00		
61486	11/26/2014	Open			Accounts Payable	Meeks Lumber & Hardware	\$446.47		
61487	11/26/2014	Open			Accounts Payable	MID VALLEY TITLE & ESCROW	\$40,000.00		
61488	11/26/2014	Open			Accounts Payable	MUNICIPAL CODE CORP	\$778.30		
61489	11/26/2014	Open			Accounts Payable	NETMOTION WIRELESS, INC.	\$1,250.00		
61490	11/26/2014	Open			Accounts Payable	Nor Cal Seamless 2011	\$2,460.75		
61491	11/26/2014	Open			Accounts Payable	NORTH STATE RENDERING INC	\$80.00		
61492	11/26/2014	Open			Accounts Payable	O'REILLY AUTO PARTS	\$465.25		
61493	11/26/2014	Open			Accounts Payable	OFFICE DEPOT ACCT#36233169	\$802.71		
61494	11/26/2014	Open			Accounts Payable	OROVILLE FORD	\$1,210.27		
61495	11/26/2014	Open			Accounts Payable	PARADISE IRRIGATION DIST	\$902.72		
61496	11/26/2014	Open			Accounts Payable	PARADISE POST/NORTH VALLEY COMMTY MEDIA	\$470.15		
61497	11/26/2014	Open			Accounts Payable	PARADISE TRANSMISSIONS	\$1,581.30		
61498	11/26/2014	Open			Accounts Payable	REINBOLD, ERIC	\$15.25		
61499	11/26/2014	Open			Accounts Payable	Riebes Auto Parts	\$79.13		
61500	11/26/2014	Open			Accounts Payable	ROWE, STEVE	\$34.07		
61501	11/26/2014	Open			Accounts Payable	Sacramento Sheriff Department Training Trust Fund	\$264.00		
61502	11/26/2014	Open			Accounts Payable	SANTA ROSA JR COLLEGE	\$66.00		
61503	11/26/2014	Open			Accounts Payable	SCOTT LOTTER	\$193.02		
61504	11/26/2014	Open			Accounts Payable	SINCLAIR'S AUTOMOTIVE & TOWING	\$205.00		
61505	11/26/2014	Open			Accounts Payable	SKYWAY AUTO TUNE	\$1,232.86		
61506	11/26/2014	Open			Accounts Payable	Smith, Jake	\$15.25		
61507	11/26/2014	Open			Accounts Payable	THOMAS ACE HARDWARE - ENG. DEPT.	\$224.09		
61508	11/26/2014	Open			Accounts Payable	THOMAS ACE HARDWARE - FIRE DEPT.	\$136.45		

CASH DISBURSEMENTS REPORT

From Payment Date: 11/1/2014 - To Payment Date: 11/30/2014

Number	Date	Status	Void Reason	Reconciled/ Voided Date	Source	Payee Name	Transaction Amount	Reconciled Amount	Difference
61509	11/26/2014	Open			Accounts Payable	THOMAS ACE HARDWARE -	\$18.46		
61510	11/26/2014	Open			Accounts Payable	MOTORPOOL THOMAS ACE HARDWARE -	\$8.56		
61511	11/26/2014	Open			Accounts Payable	POLICE DEPT.	\$76.00		
61512	11/26/2014	Open			Accounts Payable	TUCKER PEST CONTROL INC	\$1,994.07		
61513	11/26/2014	Open			Accounts Payable	UNIFORMS TUXEDOS & MORE	\$935.00		
61514	11/26/2014	Open			Accounts Payable	VALLEY TOXICOLOGY SERVICE	\$570.15		
61515	11/26/2014	Open			Accounts Payable	VERIZON WIRELESS	\$712.34		
61516	11/26/2014	Open			Accounts Payable	VERIZON WIRELESS	\$175.00		
61517	11/26/2014	Open			Accounts Payable	Vigilant Canine Services	\$212.48		
61518	11/26/2014	Open			Accounts Payable	VistaNet Inc.	\$37.89		
61519	11/26/2014	Open			Accounts Payable	WILSON PRINTING CO.	\$33.27		
61520	11/26/2014	Open			Accounts Payable	WITTMEIER AUTO CENTER	\$193.02		
Type Check Totals:					176 Transactions	Zuccolillo, Michael	\$1,055,606.29		
EFT									
237	11/05/2014	Open			Accounts Payable	CALPERS	\$112,805.88		
238	11/07/2014	Open			Accounts Payable	CALPERS - RETIREMENT	\$33,596.62		
239	11/07/2014	Open			Accounts Payable	EMPLOYMENT DEVELOPMENT	\$4,644.96		
240	11/07/2014	Open			Accounts Payable	DEPARTMENT	\$1,845.94		
241	11/07/2014	Open			Accounts Payable	ING LIFE INS & ANNUITY COMPANY	\$19,847.99		
243	11/21/2014	Open			Accounts Payable	INTERNAL REVENUE SERVICE	\$34,775.47		
244	11/21/2014	Open			Accounts Payable	CALPERS - RETIREMENT	\$5,194.00		
245	11/21/2014	Open			Accounts Payable	EMPLOYMENT DEVELOPMENT	\$1,845.94		
246	11/21/2014	Open			Accounts Payable	DEPARTMENT	\$21,584.34		
Type EFT Totals:					9 Transactions	ING LIFE INS & ANNUITY COMPANY	\$236,141.14		
AP - US Bank TOP AP Checking Totals						INTERNAL REVENUE SERVICE			

Checks	Status	Count	Transaction Amount	Reconciled Amount
	Open	175	\$1,055,015.56	\$0.00
	Reconciled	0	\$0.00	\$0.00
	Voided	1	\$590.73	\$0.00
	Stopped	0	\$0.00	\$0.00
	Total	176	\$1,055,606.29	\$0.00
EFTs	Status	Count	Transaction Amount	Reconciled Amount
	Open	9	\$236,141.14	\$0.00
	Reconciled	0	\$0.00	\$0.00
	Voided	0	\$0.00	\$0.00
	Total	9	\$236,141.14	\$0.00
All	Status	Count	Transaction Amount	Reconciled Amount
	Open	184	\$1,291,156.70	\$0.00
	Reconciled	0	\$0.00	\$0.00
	Voided	1	\$590.73	\$0.00
	Stopped	0	\$0.00	\$0.00

CASH DISBURSEMENTS REPORT

From Payment Date: 11/1/2014 - To Payment Date: 11/30/2014

Number	Date	Status	Void Reason	Reconciled/ Voided Date	Source	Payee Name	Transaction Amount	Reconciled Amount	Difference
Grand Totals:					Total	185	\$1,291,747.43	\$0.00	
					Checks	Status	Count	Transaction Amount	Reconciled Amount
						Open	175	\$1,055,015.56	\$0.00
						Reconciled	0	\$0.00	\$0.00
						Voided	1	\$590.73	\$0.00
						Stopped	0	\$0.00	\$0.00
						Total	176	\$1,055,606.29	\$0.00
					EFTs	Status	Count	Transaction Amount	Reconciled Amount
						Open	9	\$236,141.14	\$0.00
						Reconciled	0	\$0.00	\$0.00
						Voided	0	\$0.00	\$0.00
						Total	9	\$236,141.14	\$0.00
					All	Status	Count	Transaction Amount	Reconciled Amount
						Open	184	\$1,291,156.70	\$0.00
						Reconciled	0	\$0.00	\$0.00
						Voided	1	\$590.73	\$0.00
						Stopped	0	\$0.00	\$0.00
						Total	185	\$1,291,747.43	\$0.00



TOWN OF PARADISE
Council Agenda Summary
Date: December 9, 2014

ORIGINATED BY: Craig Baker, Community Development Director Agenda Item 3(c)

REVIEWED BY: Lauren Gill, Town Manager

SUBJECT: Adoption of Town Ordinance No. 550

COUNCIL ACTION REQUESTED: Adopt a **MOTION TO:**

1. Waive second reading of the entire Town Ordinance No. 550 and approve reading by title only (roll call vote); **AND**

2. Adopt Town Ordinance No. 550, "An Ordinance Amending Section 17.06.940 within the Paradise Municipal Code Regarding Exterior Displays of Merchandise in Commercial Zones"

BACKGROUND: On November 12, 2014, the Town Council introduced the above-noted Town ordinance for purposes of eventual adoption. The intent of the proposed ordinance is to add prefabricated storage sheds and carports as a category of merchandise that would not be subject to outdoor merchandise display area limitations currently in place in the Town.

DISCUSSION: Town staff recommends that the Town Council waive the second reading of this entire ordinance; read it by title only; and formally adopt Town Ordinance No. 550 (copy attached). Once adopted, the provisions of this ordinance will be effective thirty days thereafter.

FINANCIAL IMPACT: A nominal cost for publication of the ordinance within the local newspaper and for codification will be borne by the Town of Paradise.

Attachment

TOWN OF PARADISE

ORDINANCE NO. 550

**AN ORDINANCE AMENDING SECTION 17.06.940 WITHIN THE PARADISE MUNICIPAL CODE
REGARDING EXTERIOR DISPLAYS OF MERCHANDISE IN COMMERCIAL ZONES**

The Town Council of the Town of Paradise, State of California hereby **ordains as follows**:

SECTION 1: Paradise Municipal Code section 17.06.940(B) is hereby amended to read as follows:

B. Except as provided in this Section 17.06.940, it shall be unlawful to sell or display merchandise in the exterior area of a building in a commercial zone. Merchandise may be displayed in the exterior area of a building in a commercial zone only in conjunction with the following businesses, areas or activities:

1. Automobile, boat, trailer, camper, motorcycle and construction equipment sales, rentals and outdoor furniture;
2. Retail lumber yards, building materials and prefabricated storage sheds and carports;
3. Fruit and vegetable stands possessing a valid Town permit;
4. Landscaping, statuary and horticultural plants, materials and supplies;
5. Vending and ice machines when located as an accessory to a permitted use;
6. Gasoline pumps and accessory items when located on pump islands;
7. Christmas tree sales;
8. Special events permitted by Town;
9. Sale of newspapers and other printed material;
10. Vendors permitted under Paradise Municipal Code chapter 5.11;
11. Propane tanks;
12. Firewood sales;
13. Areas not visible from a public street;
14. Outdoor special sales pursuant to Paradise Municipal Code section 17.32.100 G;
15. In the Central Business (CB) zone and Community Commercial (CC) zoned properties along Skyway between Pearson Road and the Town limit and along State Route 191 (Clark Road) within the Town, merchandise may be displayed only within five feet of a single exterior building wall along no more than fifty percent of the length of the wall.
16. Businesses not displaying merchandise along building walls facing streets may display merchandise in enclosed exterior spaces located beyond building setbacks.
17. Merchandise may otherwise be displayed upon other commercial properties only within ten feet of a single building wall.

ORDINANCE NO. 550

SECTION 2: The Town Council finds and determines that adoption of this Ordinance is exempt from the provisions of the California Environmental Quality Act (CEQA) pursuant to CEQA Guidelines Section 15061 (General Rule Exemption) because there is no possibility that such adoption and subsequent enactment will have a significant effect on the environment.

SECTION 3: This ordinance shall take effect thirty (30) days after the date of its passage. Before the expiration of fifteen (15) days after its passage, this ordinance shall be published with the names of the members of the Town Council voting for and against it in a newspaper of general circulation published in the Town of Paradise, California.

PASSED AND ADOPTED by the Town Council of the Town of Paradise, County of Butte, State of California, on this 9th day of December 2014, by the following vote:

AYES:

NOES:

ABSENT:

NOT VOTING:

Mayor

ATTEST:

By: _____
Joanna Gutierrez, Town Clerk

APPROVED AS TO FORM:

By: _____
Dwight L. Moore, Town Attorney



TOWN OF PARADISE
Council Agenda Summary
Date: December 9, 2014

ORIGINATED BY: Craig Baker, Community Development Director Agenda Item 3(d)

REVIEWED BY: Lauren Gill, Town Manager

SUBJECT: Adoption of Town Ordinance No. 551

COUNCIL ACTION REQUESTED: Adopt a **MOTION TO:**

1. Waive second reading of the entire Town Ordinance No. 551 and approve reading by title only (roll call vote); **AND**
2. Adopt Town Ordinance No. 551, "An Ordinance Amending Text Regulations within Paradise Municipal Code Chapter 5.11 Related to: Vending, Hawking, Peddling and Sales".

BACKGROUND: On November 12, 2014, the Town Council introduced the above-noted Town ordinance for purposes of eventual adoption. The intent of the proposed ordinance is to limit sales from private property that is not a fixed place of business to food concessions (prepared food and drinks, produce, etc.) and flowers.

DISCUSSION: Town staff recommends that the Town Council waive the second reading of this entire ordinance; read it by title only; and formally adopt Town Ordinance No. 551 (copy attached). Once adopted, the provisions of this ordinance will be effective thirty days thereafter.

FINANCIAL IMPACT: A nominal cost for publication of the ordinance within the local newspaper and for codification will be borne by the Town of Paradise.

Attachment

**TOWN OF PARADISE
ORDINANCE NO. 551**

**AN ORDINANCE AMENDING TEXT REGULATIONS WITHIN
PARADISE MUNICIPAL CODE CHAPTER 5.11 RELATED TO:
VENDING, HAWKING, PEDDLING AND SALES**

The Town Council of the Town of Paradise, State of California does hereby **ORDAIN AS FOLLOWS:**

SECTION 1. Section 5.11.010 is amended to read:

5.11.010 - Vending, hawking and peddling—License required. Except as otherwise provided in this chapter, it shall be unlawful for any person to vend, sell, hawk or display for sale any merchandise, produce, goods, commodities or other personal property or services upon outdoor locations within the Town of Paradise without the possession and display of a valid Town of Paradise business license. This section shall not apply to any real property of a legally operated fixed place of business displaying its business inventory or services or any sales activities conducted in association with and on the same site as a public agency or any clubs, lodges, religious assembly or cultural services land uses as defined within Chapter 17.04 of this code.

SECTION 2. Section 5.11.030 is amended to read:

5.11.030 - Vending, hawking and peddling—License conditions. Any such license issued by the planning director shall be subject to the following conditions:

A. Days and hours of operation may be limited as determined by the planning director based on general welfare and safety impacts of the licensee's activities.

B. The permitted sales activities shall be limited solely to retail sales of “food concessions” and flowers.

C. For the purpose of this section, "food concessions" shall mean fresh, processed, prepared or cooked food from a non fixed place of business for public consumption.

D. The licensee shall comply with all pertinent provisions of this title and all other applicable laws, rules and regulations, including the possession of a valid seller's permit issued by the California State Board of Equalization if legally required.

E. Provide to the planning director verification of evidence that the Town of Paradise will be identified as the point-of-sale for all sales conducted within the town.

**TOWN OF PARADISE
ORDINANCE NO. 551**

F. Based on substantial evidence, the term of the license shall be limited to such period as the planning director shall fix, provided all licenses shall expire on December 31st of each year. A licensee desiring to continue operations under this chapter for a new or additional term must apply for and obtain a new license in the same manner as a new applicant in the first instance.

G. No license shall be transferrable to another person or entity.

H. The license shall be limited by such other conditions and requirements as may be deemed by the planning director to be reasonably necessary and in the public interest and welfare, including, but not limited to the following:

1. Size of the display or sales area and its specific authorized location.

2. The number of vendors authorized at a specific location or site.

3. The licensee shall prominently display the town approved and issued license in a manner than can be easily viewed by all patrons.

I. That any license issued shall be subject to revocation by the planning director, after providing due process to the licensee, in the event of any breach by the licensee of any such condition.

SECTION 3. Section 5.11.035 is amended to read:

5.11.035 - Paradise Downtown and other areas. Except as otherwise provided in this chapter, any license issued by the planning director authorizing vending, hawking, peddling, or sales activity upon outdoor locations within the town adopted Paradise Downtown Revitalization Master Plan Area [Downtown] shall be subject to the following conditions:

A. All licensed hawking, peddling and vending sales activities upon outdoor locations within the Downtown shall be restricted to four consecutive days or less and must be directly linked to a special community event sponsored by either a non-profit group/organization and/or a public entity recognized by the Town of Paradise.

B. Other than those activities linked to a special community sponsored event, any and all licensed hawking, peddling and vending sales activities upon outdoor locations outside the Downtown shall be subject to all other provisions of this chapter.

SECTION 4. CEQA COMPLIANCE. The Town Council finds and determines that the enactment of this Ordinance is not a "project" as that term is used in the California Environmental Quality Act ("CEQA;" Cal. Pub. Resources Code Section 21000 et seq.) or the State CEQA Guidelines (Cal. Code of Regs., Title 14, Section 15000 et seq.). Therefore, no environmental assessment is required or necessary.

SECTION 5. This ordinance shall take effect thirty (30) days after the date of its passage. Before the expiration of fifteen (15) days after its passage, this ordinance or a summary thereof shall be published in a newspaper of general circulation published and circulated within the Town of Paradise along with the names of the members of the Town Council of Paradise voting for and against same.

PASSED AND ADOPTED by the Town Council of the Town of Paradise, County of Butte, State of California, on this 9th day of December, 2014 by the following vote:

AYES:

NOES:

ABSENT:

ABSTAIN:

Mayor

ATTEST:

Joanna Gutierrez, CMC, Town Clerk

APPROVED AS TO FORM:

Dwight L. Moore, Town Attorney



**TOWN OF PARADISE
COUNCIL AGENDA SUMMARY
December 9, 2014**

AGENDA ITEM No. 3(e)

ORIGINATED BY: Paul T. Derr, Public Works Manager

REVIEWED BY: Lauren M. Gill, Town Manager

SUBJECT: Award of Contract for Snow Equipment for Public Works
Vehicle No. 5

COUNCIL ACTION REQUESTED:

1. Authorize the award of contract for snow plow equipment to SNOQUIP, Inc. of West Sacramento in the sum of \$6,664.97, AND
2. Authorize the award of contract for Sanding Unit also to SNOQUIP, Inc. of West Sacramento in the sum of \$5,426.70, OR
3. Provide staff with alternative direction.

BACKGROUND:

The current Public Works Maintenance budget approved a snow plow assembly and a pickup-sized sanding unit for the recently acquired donated PG&E 4 x 4 pickup truck. With the addition of a new pickup sanding unit, the Town will surplus one of the current sanding units that requires constant maintenance.

On November 22, 2014, the Town of Paradise advertised a REQUEST FOR BIDS in the Paradise Post, for one BUYERS Salt Dogg INSERT V-BOX spreader and one #LP-8.0-S Meyer Snow Plow Package or approved equal in accordance with the Town bid specifications. RFP's were also sent out to known suppliers of this specialized equipment.

Bid packages were available through the Town of Paradise, Office of the Town Clerk at 5555 Skyway, Paradise, CA. 95969 or on the website at www.townofparadise.com with bids due at Town of Paradise, Office of the Town Clerk, 5555 Skyway, Paradise, CA 95969, on **2:00 PM, (PST), December 2, 2014.**

On December 2, 2014, the Town received only one (1) bid for the snow plow assembly and the sand spreading unit. The low bid for the snow plow assembly was received from SNOQUIP, Inc. of West Sacramento at \$6664.97 and the low bid for the sand spreading unit was also from SNOQUIP, Inc. at a bid of \$5,426.70.

FINANCIAL IMPACT: This year's approved budget includes funding for the snow plow assembly and the sand spreading unit with a five year lease of \$3,746.82 per year (\$18,734.10). With the current bids for the plow, sander and radio (already installed), the total cost for these items at \$13,187.51 is under the budgeted amount.



TOWN OF PARADISE
Council Agenda Summary
Date: December 9, 2014

Agenda No. 3(f)

ORIGINATED BY: Marc Mattox, Town Engineer

REVIEWED BY: Lauren Gill, Town Manager

SUBJECT: Stearns-DeMille PG&E Paving Agreement Ratification

COUNCIL ACTION REQUESTED:

1. Ratify the Town-PG&E Stearns-DeMille Paving Agreement executed on November 5, 2014 which accepts \$218,000 in funds for the purposes of a complete roadway overlay in the subject project area.

Background:

The Town of Paradise administers utility encroachment permits for projects within Town right-of-way. These permits require all street excavations to be performed and restored in a manner consistent with Town-adopted standards.

Pacific Gas & Electric commenced work for the Stearns-DeMille Gas Main Replacement Project (Permit No. EN13-00079) on January 13, 2014. A project area map is shown in Attachment A. The scope of the project included replacement of aging gas mains and individual property service laterals. The project was completed per Town pavement restoration standards on July 30, 2014.

Analysis:

On Monday, October 27, 2014, Pacific Gas & Electric notified the Town of Paradise that the main replacements completed earlier in the year were in need of immediate replacement out of an abundance of caution due to laboratory test results.

With the proposition of a second construction interval on fragile Town roads in the area, PG&E offered a transfer of assets to fund a complete neighborhood overlay. This original intent was formalized by a PG&E letter dated October 28, 2014, shown in Attachment B. The scope of the agreement would allow PG&E to backfill all trenches per Town Standards with the exception of final pavement restoration. In lieu of performing individual pavement patches, PG&E will transfer \$218,000 to the Town of Paradise and said funds will be used in 2015 to complete a street-width 1.5" overlay in the project area.

A formal contract agreement was prepared by the Town Attorney and routed for signatures by Pacific Gas & Electric officials. This agreement is attached as Attachment C. Staff is requesting Council to formally ratify the executed Agreement between PG&E and the Town of Paradise.

On October 29, Town staff issued Permit No. EN14-000198, authorizing PG&E to begin the second construction interval. Construction proceeded seven days per week with extended hours until the project was completed on November 20, 2014.

Staff has reached out to other utility companies, including Paradise Irrigation District, to undertake a larger coordination effort before the overlay is completed in 2015. The objective of such efforts will allow for all planned utility work to be complete prior to the installation of the PG&E overlay. On November 7, PID informed staff that the District will commence work to repair or replace utilities along portions of Richmond Road, Thornburg Road, DeMille Road and Harrison Road. All described work will be complete prior to September 15, 2015.

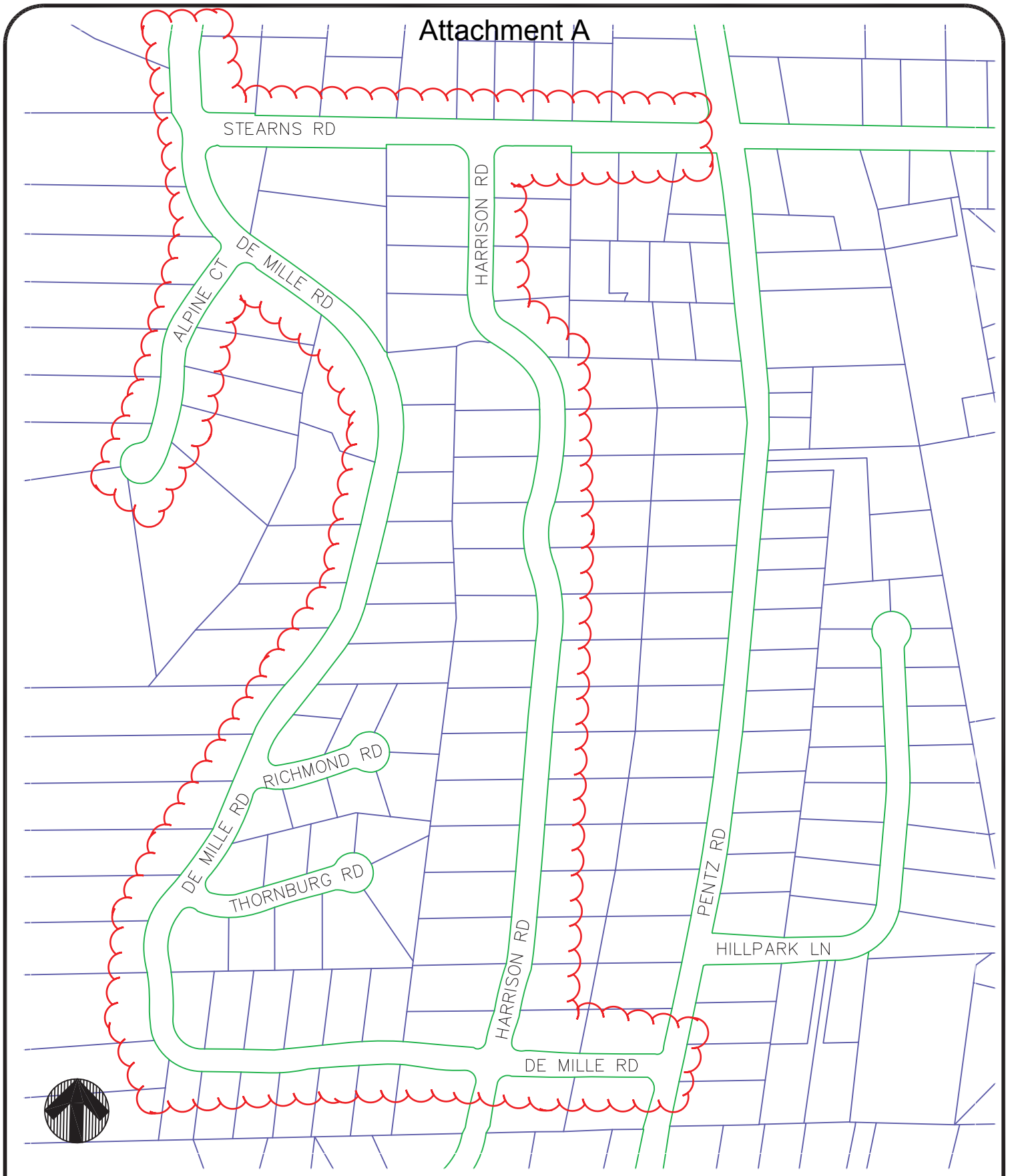
Financial Impact:

Pacific Gas & Electric provided the Town of Paradise \$218,000 on November 28, 2014. If authorized by Council, staff will prepare bidding documents for the subject overlay next spring with work to begin on September 16, 2015. Should actual costs of the overlay be less than \$218,000, remaining funds will be returned to PG&E. In the event costs exceed \$218,000, Council will consider an alternate funding source, such as gas tax or local transportation funds to supplement the differential.

Alternatives:

Reject proposed changes and provide alternate direction.

Attachment A



TOWN OF PARADISE PUBLIC WORKS DEPARTMENT

5555 Skyway
Paradise, California 95969
Phone: (530) 872-6291 Fax: (530) 877-5059

Exhibit B - PG&E Project Area

Stearns Road, DeMille Road, Harrison Road,
Thornburg Road, Richmond Road and Alpine Court

Attachment B



Joe Wilson
Governmental Relations

350 Salem St.
Chico, CA 95926

(530)896-4289
J8WE@pge.com

October 28, 2014

Mr. Marc Mattox, Town Engineer
Town of Paradise
5555 Skyway
Paradise, CA 95969

Re: Repaving agreement in connection with project 31109690-OCW DEMILLE RD.,
PARADISE-DIMP-RPLC MAIN

Dear Mr. Mattox,

This letter serves as confirmation that PG&E will pay to the Town of Paradise the actual costs of a 1.5" asphalt overlay in the area affected by pipeline replacement work as shown on the attached drawing. This compensation will be limited to actual costs and will not exceed the estimate that you provided of \$218,000.00. The Town of Paradise will be solely responsible for ensuring that the final pavement restoration work is completed. Within 30 days of the issuance of the encroachment permit PG&E will provide the Town payment in the amount of \$218,000.00 to be placed into a special fund specifically set aside for this work. Any remaining funds at the end of the paving project shall be returned to PG&E.

As part of this project PG&E will temporarily restore any pavement removed with asphalt cold patch with the Town of Paradise providing inspection and approval at which time the Town of Paradise will take ownership of the cold patch, including any required maintenance and upkeep.

Thank you for your cooperation and willingness to expedite this important pipeline replacement work.

Sincerely,

A handwritten signature in black ink, appearing to read 'Joe Wilson', is positioned above the printed name.

Joe Wilson
Governmental Relations

Attachment: 31109690 - Paving Map from Town of Paradise.

Attachment C

AGREEMENT

This Agreement (hereinafter Agreement) entered into this 3rd day of November, 2014, by and between the Town of Paradise (Town) and Pacific Gas and Electric Company (PG&E) [hereinafter Town and PG&E collectively referred to as Parties].

RECITALS

WHEREAS,

1. On October 28, 2014, PG&E submitted an application for Encroachment Permit EN14-00198 relating to certain work on Town-owned streets identified on Exhibit A (Project Area), Paradise. A copy of the Encroachment Permit is attached as Exhibit B.
2. As a condition of the encroachment permit, PG&E is required to restore the pavement to Town restoration standards.
3. Town and PG&E have determined that PG&E would spend an estimated \$218,000 to restore the Project Area in accordance with the Town's specifications.
4. In lieu of actually restoring the Project Area, Town and PG&E have determined that it is in the public interest for PG&E to deposit \$218,000 with the Town, which will be used by Town to pay the costs to restore the pavement in the Project Area to Town's specifications.

TERMS OF AGREEMENT

NOW THEREFORE, in consideration of the mutual covenants set forth herein, and other good and valuable consideration, the receipt and sufficiency of which is hereby acknowledged, the Parties agree as follows:

I. SPECIFIC TERMS

1. Upon execution of this Agreement, PG&E agrees to pay Town \$218,000 by November 28, 2014 for the purpose of reconstructing Project Area in accordance with Town specifications. If Town does not use the entire amount of the \$218,000 to restore the Project Area pursuant to Encroachment Permit EN14-00198, Town will reimburse the unused amount to PG&E. Town agrees that PG&E's payment of \$218,000 under this Agreement shall be treated as the full satisfaction and accord of PG&E's obligation to permanently restore the Project Area to the Town's specifications under Encroachment Permit EN14-00198.
2. Town agrees to use the \$218,000 to faithfully perform or cause to be performed the street improvements in the Project Area, as described in Exhibit C. Town agrees to deposit the \$218,000 in a special fund for the purpose of this Agreement.
3. Town will contract for all supplies and services necessary to undertake such street improvement work in Project Area, and will pay the costs associated with it; provided,

Attachment C

however, Town will have no obligation to use its general fund to pay for any costs exceeding \$218,000.

II. STANDARD TERMS

4. **GOVERNING LAW:** This Agreement, as a binding contract between the Parties, will be governed by, and construed under, the laws of the State of California.
5. **AMENDMENTS:** This Agreement may be amended at any time through mutual written consent of the Parties.
6. **DISPUTES:** Each Party agrees to provide a minimum of thirty (30) days written notice to the other Party prior to bringing any administrative or legal action related to the subject matter of this Agreement. Within the 30 day notice period, Parties will meet and confer at least once regarding the dispute. Both Parties will negotiate in good faith to resolve any such dispute.
7. **NO THIRD PARTY RIGHTS:** The Parties to this Agreement do not intend to create rights in, or grant remedies to, any third party as a beneficiary of this Agreement, or of any duty, covenant, obligation or undertaking established herein.
8. **ENTIRE AGREEMENT:** This Agreement, constitutes the complete and exclusive agreement of the Parties with respect to the subject matter hereof, and supersedes all discussions, negotiations, representations, warranties, commitments, offers, contracts, and writings prior to the effective date of this Agreement, with respect to its subject matter.
9. **NON-SEVERABLE TERMS:** The terms of this Agreement are not severable one from another. This Agreement is made on the understanding that each term is in consideration and support of every other term, and each term is a necessary part of the Agreement. If a court of competent jurisdiction rules that any provision of this Agreement is invalid, this Agreement is deemed modified to conform to such ruling. The Parties shall meet and confer to formalize the modification language.
10. **COSTS:** Except as expressly provided in this Agreement, all Parties will bear their own costs of participating in this process and discharging their duties and responsibilities hereunder.
11. **EFFECT OF WAIVER:** The failure of any Party to insist, on any occasion, upon strict performance of any provision of this Agreement will not be considered a waiver of any obligation, right or duty of, or imposed upon, any Party hereto.
12. **TERM OF AGREEMENT:** The term of this Agreement shall be from the date of execution through November 1, 2015.

Attachment C


IN WITNESS THEREOF, the Town of Paradise and Pacific Gas and Electric Company have caused this Agreement to be executed through their duly authorized representatives.

TOWN OF PARADISE

By: 
Town Manager Lauren M. Gill


Date: 11/5/2014

PACIFIC GAS AND ELECTRIC COMPANY

By: 

Date: 11/3/2014

APPROVED AS TO FORM: MATTHEW VENTURA, MANAGER MAJOR PROJECTS & PROGRAMS


Town Attorney Dwight L. Moore

ATTEST: November 5, 2014

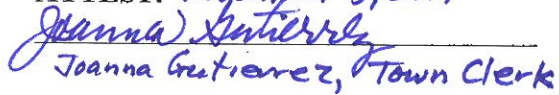
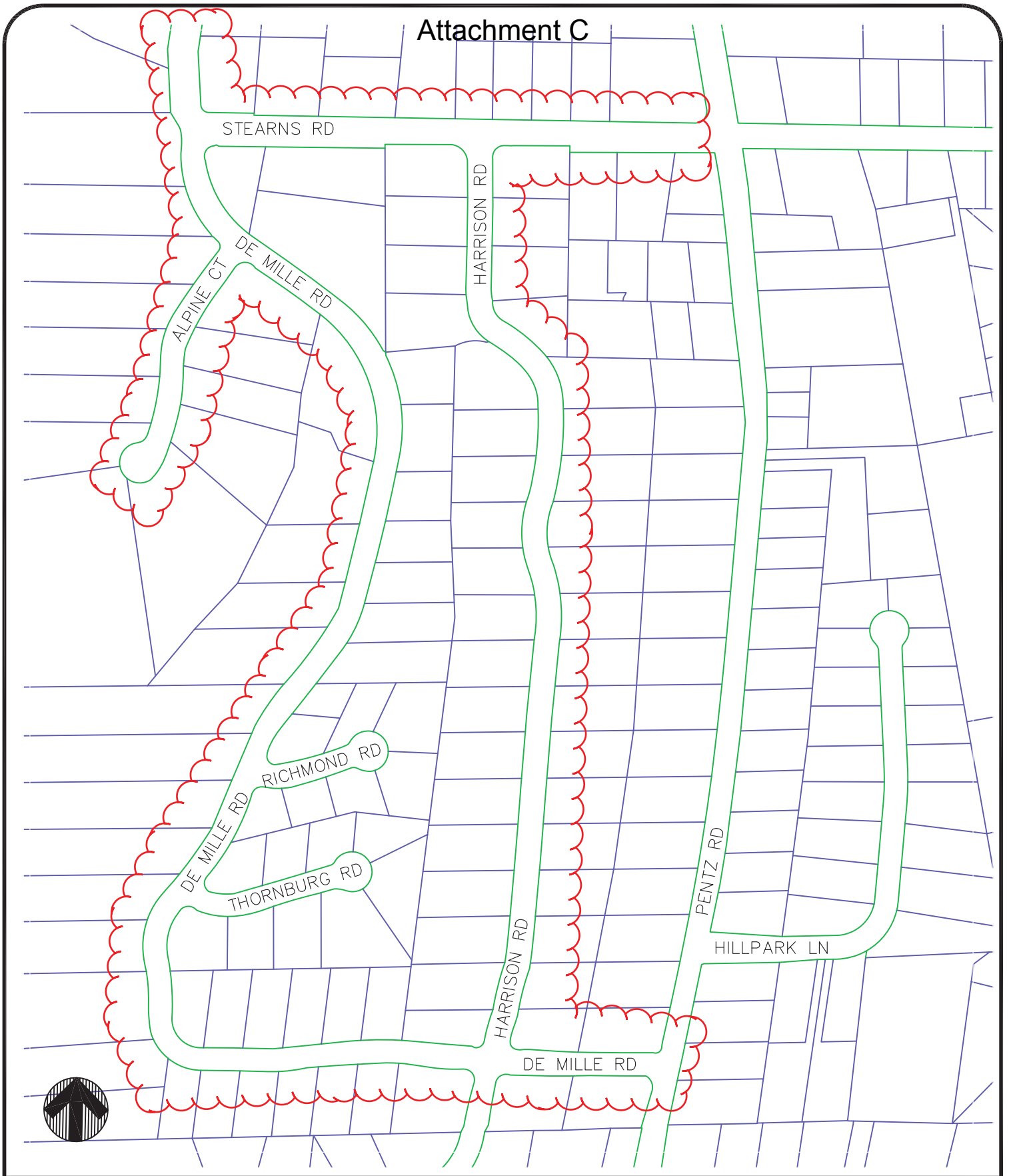

Joanna Gutierrez, Town Clerk

EXHIBIT A

Attachment C



TOWN OF PARADISE PUBLIC WORKS DEPARTMENT

5555 Skyway
Paradise, California 95969
Phone: (530) 872-6291 Fax: (530) 877-5059

Exhibit B - PG&E Project Area

Stearns Road, DeMille Road, Harrison Road,
Thornburg Road, Richmond Road and Alpine
Court

173

EXHIBIT B

Attachment C



TOWN OF PARADISE
Public Works Department
5555 Skyway
Paradise, CA 95969
(530) 872-6291

ENCROACHMENT PERMIT APPLICATION SEE PAGE 2 FOR GENERAL CONDITIONS

Date Submitted: 10/28/14
Date Work Accepted: F

Permit No.: EN14-00198
Work Zone: _____

Owner Information	
Name: NA	<u>see below.</u>
Street Address:	
City, State, Zip:	Telephone No.:
Fax No.:	Mobile No.:

Submittal Items	
<input checked="" type="checkbox"/>	Application
<input type="checkbox"/>	Traffic Control Plan (if req'd)
<input type="checkbox"/>	Insurance Certificates
<input type="checkbox"/>	Bond

Contractor Information	
Name: PACIFIC GAS & ELECTRIC CO.	By: Scot Krenek, Project Manager
Street Address: 11239 Midway	
City, State, Zip: Chico, CA 95928	Telephone No.: (530)896-4343
Fax No.: (530)896-4369	Mobile No.:

Permit Fees	
Fee Type	Utility (Single)
Amount	<u>Inspection Rates</u>
Paid Date	<u>at conclusion</u>
Received By	

CONTRACTORS LICENSE LAW

I DECLARE UNDER PENALTY OF PERJURY (CHECK ONE):

☐ I am licensed under provisions of Chap. 9, Div. 3 of the Business and Professions Code and my license is in full force and effect for the scope of work which I am undertaking.
License type and number: _____

☐ I, as the owner, or my employees with wages as their sole compensation, will do the work, and the structure is not intended or offered for sale. (sec. 7044)

☐ I am exempt under sec. _____, Business and Professional Code for this reason _____

WORKERS COMPENSATION INSURANCE

I DECLARE UNDER PENALTY OF PERJURY (CHECK ONE):

☐ The permit is for \$500.00 (valuation) or less.

☐ I have placed on file with the Town of Paradise Development Services Department a certificate of workers compensation insurance or a certificate of consent to self-insure.

☐ I shall not employ any person in any manner so as to become subject to the Worker's Compensation laws of California.

Notice to applicant: If, after making this statement, should you become subject to Worker's Compensation provisions of the labor code, you must forthwith comply with such provisions or this permit shall be deemed revoked.

Project Information			
Excavate:	<input checked="" type="checkbox"/> Street <input type="checkbox"/> Sidewalk <input type="checkbox"/> Curb/Gutter <input type="checkbox"/> Driveway	<input type="checkbox"/> Other:	Install:
			<input type="checkbox"/> Sidewalk <input type="checkbox"/> Curb/Gutter <input type="checkbox"/> Driveway <input type="checkbox"/> Culvert (Confirm size and location, 15" min.)
Location of Work: DeMille, Harris, Stearns, Richmond, Thomburg, Alpine		Nearest Cross Street: Pentz Rd	
Adjacent to Signalized Intersection: <input type="radio"/> Yes <input checked="" type="radio"/> No		*If within 300' in any direction, reference Note 14 on Page 2 of this application	
Anticipated Start Date: 10/29/14		Estimated End Date: 11/30/14	
Scope of Work:			
Replace services tees and 2" plastic main installed under Town of Paradise permit number En13-00079			
Contractor Job # or Project Name (if applicable): 31109690-OCW DEMILLE RD., PARADISE-DIMP-RPLC MAIN			

I certify that I have read this application and state that the above information is correct. I agree to comply with the General Conditions (see page 2) and to all Town Ordinances, Town Standards, State and Federal laws relating to construction, and hereby authorize representatives of the Town of Paradise to enter upon the above mentioned property for inspections purposes. I also agree to waive, indemnify and keep harmless the Town and its agents against all liabilities, judgments, costs, and expenses which may in any way accrue against said agency in consequence of the granting of this permit.

Applicant Signature: [Signature] Date: 10/28/14 Property-owner/Contractor: [Signature]
(circle one)

Approval Special Conditions: See attached paving agreement

Approved by: [Signature] Date: 10/29/14 Inspection Contact No.: 872-6291 x 108

Attachment C



TOWN OF PARADISE
Public Works Department
5555 Skyway
Paradise, CA 95969
(530) 872-6291

ENCROACHMENT PERMIT GENERAL CONDITIONS

1. All contractors working on this project shall have proper insurance, with the General or Prime Contractor having liability insurance with a combined single limit of one million dollars, and also one million dollars limit for general aggregate; with the Town of Paradise named as an additional insured. This will be in standard form from your insurer, with a copy signed by your agent. No work shall commence without this insurance being provided. Additional insurance provisions can be found in Town of Paradise Municipal Code Section 12.14.150-160.
2. It is understood and agreed that the Town has prior right to the use of its Right-of-Way. It is further understood and agreed by the Permittee that the doing of any work under this permit shall constitute an acceptance of all the provisions contained herein and failure on the Permittee's part to comply with all provisions will be cause for revocation of this permit. Except as otherwise provided for public agencies and franchise holders, the permit is revocable at any time. This permit is to be on the job at all times while the work is being done.
3. All work shall be done subject to the supervision of and to the satisfaction of the Public Works Department of the Town. The Permittee shall, at all times during the progress of the work, keep the Town roadway in as neat and clean a condition as is possible and upon completion of the work granted herein, shall leave the Town roadway in a thoroughly neat, clean and usable condition.
4. The Permittee agrees by the acceptance of this permit to properly maintain any encroachment placed by the Permittee on any part of the Town roadway and to immediately repair any injury to any portion of the roadway which occurs as a result of the encroachment, until such time as the Permittee may be relieved of the responsibility of such encroachment by the Town Department of Public Works.
5. It is further agreed by the Permittee that whenever construction, reconstruction, or maintenance work upon the highway may require, the installation provided for herein shall, upon request of the Town Department of Public Works, be immediately removed by and at the sole expense of the Permittee.
6. No material used for fill or backfill in the construction of the encroachment shall be borrowed or taken from within the Town Right-of-Way.
7. Where applicable, Permittee shall submit proposed traffic control plan. All traffic control methods shall be California MUTCD Part 6 compliant. At least one eleven foot (11') lane in each direction of any public road, under the jurisdiction of the Town of Paradise, and other public roads junctioning or intersecting therewith, shall be kept open for travel by the general public at all times. Reversible flow, one-way traffic control requires specific approval during the Application Review Process. A full traffic control plan shall be submitted for review when controls exceed typical flagging or shoulder work, such as lane closures or lane shifts. No public road under the jurisdiction of the Town shall be closed to travel by the general public without special permission, in writing, of the Town Engineer.
8. The Permittee, by the acceptance of this permit, shall assume full responsibility for all liability for personal injury or damage to property which may arise out of the work herein permitted or which may arise out of the failure on the part of the Permittee to do the work provided for under this permit. In the event any claim of such liability is made against the Town or any department, official, or employee thereof, the Permittee shall defend, indemnify, and hold them and each of them harmless for such a claim.
9. Trench backfill and pavement restoration shall comply with Standard Detail **TB1** and Detail **TB2**, where applicable. All excavations shall be backfilled and compacted immediately after work therein has been completed. Trenches shall not be left open farther than 300 feet in advance of the pipe laying operations unless otherwise permitted by the engineer. Unless otherwise permitted under the special conditions, backfill shall be placed and mechanically compacted in such a manner that the relative compaction throughout the entire fill within the Town road right-of-way shall conform to the percentage of compaction as stated on Town standard details. Permittee shall notify the Town inspector 24 hours before backfilling and / or paving.
 - a. All installations, parallel with roadway, shall be placed as close to the right-of-way as possible.
 - b. All pavements, curbs, gutters, sidewalks, borrow ditches, pipes, headwalls, road signs, trees, shrubbery and / or other permanent road facilities impaired by or as a result of, construction operations at the construction site(s), or at other location(s) occupied by materials and / or equipment shall be restored immediately upon backfilling of the excavation to the original grades and cross sections, and to a condition as good as, or better than, existing prior to construction.
10. Whenever necessary to secure permission from abutting property owners, such authority must be secured by the Permittee prior to starting work.
11. The future safety and convenience of the traveling public shall be given every consideration in the location and type of construction. Permittee shall cause to be placed, erected and maintained all warning signals, lights, barricades, signs, and other devices or measures essential to safeguard travel by the general public over and at the site of work authorized herein.
12. If the construction work covered by this permit is to be done by a private contractor hired by the applicant, applicant shall notify contractor as to the special conditions and requirements contained herein.
13. Permittee agrees that if the roadway and / or adjacent area (including drainage or stormwater pollution best management practices) are not left in an acceptable manner to the Town Engineer, and if such noticed deficiencies are not corrected within thirty (30) days of written notice thereof, Permittee agrees to pay the Town of Paradise for any and all costs necessary to correct said deficiencies.
14. When any excavation is to take place within 300 feet of a signalized intersection, Permittee shall secure location service of signal loop and wiring from Siemens (1-800-544-4876) and shall be required to pay for that service.
15. This permit expires one (1) year from the approval date unless otherwise noted. If you require an extension of time, please contact the Town Engineer's office.
16. A minimum of 24-hours notice is required to schedule an inspection by the Town in connection with this encroachment permit. Should the Contractor wish to perform work during non-typical working hours (M-F 7AM-5PM), the Contractor may request a special inspection for approval by the Town of Paradise. Such inspections, if approved, will be billed to the Contractor at rates defined in the Master Fee Schedule currently in effect.
17. Contractor shall notify Underground Service Alert (USA) at least 48 hours in advance of any work; dial 811.

EXHIBIT C

Attachment C

SCOPE OF IMPROVEMENTS

Improvements within the Project Area will be described in general as a 0.10' hot mix asphalt overlay. These improvements will include paving of the new roadway surface, installation of driveway conforms, and roadway shoulder backing. Utility adjustments to grade for vaults, lids and covers will be completed by each utility owner within the Project Area at their own expense.



**TOWN OF PARADISE
COUNCIL AGENDA SUMMARY
DATE: December 9, 2014**

ORIGINATED BY: Paul T. Derr, Public Works Manager

AGENDA ITEM: 3(g)

REVIEWED BY: Lauren Gill, Town Manager

SUBJECT: Donation of Exterior Paint for Fire Station #81

COUNCIL ACTION REQUESTED: Ratify and accept donation of exterior paint from Kelly-Moore Paints of Chico for the Paradise Fire Station #81 valued at \$2,900.00.

BACKGROUND: The Paradise Fire Station #81 roofing project is nearing an end. The volunteer organization, Alliance Kingdom Builders, has been working on this project for several months now and it is nearing completion. One of the final items that was not a part of the original project was a complete repainting of the exterior of the Fire Station. AKB has been able to solicit exterior paint from Kelly-Moore Paints of Chico at no cost to the Town. They, along with Modern Construction have also been able to provide volunteers to perform the labor for this as well. The exterior painting will be completed when the weather permits.

According to Town Resolution #96-17, donations shall be offered directly to the Town Council for acceptance whenever the donor proposes to restrict the use of the donation to specific Town services.

FINANCIAL IMPACT: The donation of paint from Kelly-Moore Paints, valued at \$2,900.00 will help to reduce the overall cost of the project and will have no additional cost from the Town's budget.



**Town of Paradise
Council Agenda Summary
Date: December 9, 2014**

Agenda Item: 3g

Originated by: Lauren Gill, Town Manager

Subject: Notice of Completion – Fire Station 83 Emergency Repairs

COUNCIL ACTION REQUESTED: Accept the contract with Modern Building Company for the 2014 Paradise Fire Station 81 Emergency Repairs Project in the amount of \$105,041.02 as complete and authorize the filing of a Notice of Completion for the project.

BACKGROUND: On September 25, 2014, there was a strong rain storm that severely damaged Fire Station 81 at 767 Birch Street, Paradise, and based on the memorandum from the Fire Chief the damage to Fire Station 81 needed to be abated and repaired immediately to timely provide fire protection and rescue services to Paradise citizens.

The Town Council held a special meeting and adopted Resolution No. 14-45 making the finding that competitive solicitation for bids to repair Fire Station 81 at 767 Birch Street, Paradise, would cause the level of fire protection and medical rescue services to be inadequate and that public interest and necessity demanded the immediate expenditure of public money to safeguard life, health and property by hiring private contractors to abate the damage and to repair Fire Station 81 at 767 Birch Street, Paradise, without observance of the requirements of the Public Contract Code relating to public works contracts, bids and notices. The Town Manager was authorized to execute contracts with contractors to abate and repair Fire Station 81 in accordance with the Town's property insurance guidelines and to take whatever actions were necessary to implement this resolution.

DISCUSSION: On October 10, 2014, Public Works Manager Paul Derr distributed an Invitation to Bid on the Fire Station 81 Repairs Project with a deadline of October 15, 2014. A contract was subsequently executed with Modern Building Company. On December 1, 2014, Modern Building Company presented an invoice to the Town in the amount of \$105,041.02.

FINANCIAL IMPACT: The Town was required to meet a \$5,000 deductible and insurance will cover the remainder of the cost.

RECORDING REQUESTED BY:
Town of Paradise

WHEN RECORDED, MAIL TO:
Town of Paradise
Attn: Lauren Gill
5555 Skyway
Paradise, CA 95969

APN: 052-203-026

NOTICE OF COMPLETION

Notice pursuant to Civil Code Section 3093 must be filed within 10 days after completion. Notice is hereby given that:

1. The undersigned is the owner or authorized agent of the owner of the interest or estate stated below in the property hereinafter described.
2. The full name of the owner(s) is: **The Town of Paradise**
3. The full address of the owner(s) is **5555 Skyway, Paradise, California.**
4. The nature of the interest or estate of the undersigned is: **In Fee**
5. The full names and full addresses of all persons, if any, who hold title with the homeowner as joint tenants or tenants in common are: **Above**
6. Work or improvement on the property hereinafter described was completed on **December 1, 2014**, said work or improvement was undertaken on said property pursuant to a contract dated **October 24, 2014**, with **Modern Building Company, P. O. Box 772, Chico, California.**
7. The legal description of the property to which said work or improvement was completed is commonly known as: **767 Birch Street, Town of Paradise, County of Butte, California, APN# 052-203-026.**

I, the undersigned, state that I am the declarant of the foregoing Notice of Completion; that I have read said Notice of Completion and, to the best of my/our knowledge, the contents thereof are true and correct. I declare under penalty of perjury that the foregoing is true and correct.

Executed on: _____, at Paradise, California.

Lauren M. Gill, Town Manager



**Town of Paradise
Council Agenda Summary
Date: December 9, 2014**

Agenda Item: 7(a)

Originated by: Joanna Gutierrez, Town Clerk

Reviewed by: Lauren Gill, Town Manager

Subject: **Council representation on local and county committees and commissions.**

Council Action Requested: Appoint council representatives and alternates to represent the Town of Paradise on various local and regional boards, committees and commissions.

Alternatives: Consider other actions relating to committee/commission representation.

Background: The Town Council, on an annual basis, appoints council members to represent the Town of Paradise on local and regional boards, committees and commissions.

Discussion: Three committees require Mayor representation: the Butte County City Selection Committee, the Butte County Disaster Council and Town's Finance & Investment (Budget) Committee. If the Mayor is unable to attend a City Selection Committee meeting, a letter of authorization from the Mayor is required for an alternate to attend on the Mayor's behalf. The alternate must be a seated council member.

The Butte County Air Quality Management District (BCAQMD) and Butte County Association of Governments (BCAG) boards meet on the same day and in the same location. For this reason, it is recommended that the same Council Member serve on the BCAQMD and BCAG. The Joint Powers Agreement for the Butte County Air Quality Management District (BCAQMD) states that city appointments are for a four-year term, unless the term of office for the representative expires.

At the November 10, 2009, regular meeting, council concurred that the council member appointed to serve as alternate to the Butte County Association of Governments (BCAG) would automatically serve as the alternate to the Butte County Air Quality Management District (BCAQMD).

Following is a list and description of the committees and commissions, meeting dates and times, and locations.

Butte County Committees/Commissions

1. Butte County Air Quality Management District Governing Board
 - Meets 4th Thursday after Butte County Association of Governments
 - Comprised of five Butte County Supervisors plus **one elected representative** from each of the County's five cities;

The Butte County Air Quality Management District board establishes policies & approves new rules to protect people & environment from the effects of air pollution.

2. Butte County Association of Governments

- Meets 4th Thursday of each month at 9:00 a.m. in the Chico City Council Chambers
- Comprised of five Butte County Supervisors plus **one elected representative** from each of the County's five cities

The Butte County Association of Governments board is responsible for development of federal and state transportation plans and programs that secure transportation funding for the region's highways, transit, streets/roads, and, pedestrian and other transportation system improvements.

3. Butte County City Selection Committee

- Meets twice a year upon notification; **Mayor must be representative.**

The City Selection Committee is comprised of the Mayors from the five incorporated cities and selects two city representatives to serve on the Local Area Formation Commission (*LAFCo).

***Butte County Local Area Formation Commission (LAFCO)**

- 1st Thursday at 9:00 am in Oroville; Appointments to LAFCo made by City Selection Committee.

LAFCo is a State mandated local agency composed of seven regular Commissioners: two members from the Butte County Board of Supervisors (selected by the entire Board); two members from the city councils (selected by the mayors of all five incorporated cities); two members who represent special districts (selected by a majority vote of independent special districts); and one public member (selected by the other six LAFCo members).

The LAFCO board oversees boundary changes to cities and special districts, the formation of new agencies including incorporation of new cities, and consolidation of existing agencies.

4. Butte County Disaster Council

- Meets at least once a year in Oroville; **Mayor must be representative.**

The purpose of the Disaster Council is to provide for the preparation and execution of plans for the protection of persons, the environment, and property within the County of Butte in the event of an emergency.

5. Butte County General Plan Planning Process – Two representatives;

- Formed to monitor Butte County 2010 General Plan Planning Process.

The Butte County General Plan 2030 was adopted October 26, 2010 and

which became effective November 30, 2010. The Butte County Department of Development Services maintains an information website relating to the Butte County General Plan 2030 process at www.buttegeneralplan.net.

6. Butte County Integrated Waste Management Local Task Force

- **One representative and one alternate;** meets as needed in Oroville.

The Local Task Force is a mandated committee formed by the Board of Supervisors; develops goals, policies & procedures which are consistent with guidelines & regulations adopted by the CA Integrated Waste Management Act relating to coordinated & cost effective regional waste management issues/solutions.

7. Butte County Water Advisory Committee – **One representative.**

- Meets quarterly or as needed in Oroville.

The Water Advisory Committee assists & advises the Water Commission & Board of Supervisors in establishment & maintenance of Basin Management Objectives to be used to establish criteria for groundwater elevations, groundwater quality & land subsidence.

- City/County Ad Hoc Committee – Meets upon notification
Two Council representatives.

The City/County Ad Hoc Committee was formed to discuss issues/topics of common concern associated with the Paradise Ridge Area: comprised of two members of the Town Council; two members of the Board of Supervisors and various staff.

8. Lake Oroville Supplemental Benefits Fund (JPA Terminated) –

- Meets 1st Wednesday of every quarter at 5:30 pm in the City of Oroville Council Chambers. **One representative; one citizen alternate.**

The City of Oroville is designated as the Fund Administrator for funds received from DWR & State Water contractors for the purpose of recreational and economic development to mitigate the Federal Energy Regulatory Commission (FERC) 2100 license for the Oroville facility (the dam, hydro plant, Forebay, and After bay). The committee is composed of five voting members (three Oroville Council Members, two Feather River Recreation & Park District Members) and three advisory members of publicly elected officials. The Town of Paradise is an interested party and the representative receives agendas and staff reports from the SBF/RDA Coordinator Bob Marciniak.

9. 3CORE (formerly known as the Tri County Economic Development Corporation)

- Meets the 4th Wednesday of every other month at 10:00 a.m. at the 3Core office at 3120 Cohasset. **One Council representative** serves on the Comprehensive Economic Development Strategy (CEDS) Advisory Board for a two-year term.

3CORE is a private, non-profit corporation that works as the economic development planning & coordinating agency for the Tri-County region composed of Butte, Glenn & Tehama counties & the nine member cities located therein and advises and recommends actions to the Board of Directors

Local Committees

1. Paradise Community Village – (formerly known as the Paradise Youth Sports and Family Center) **One Council representative;**

- Meets the 2nd Monday of each month at 4pm in the Paradise Town Council Chambers.

Paradise Community Village (PCV) is a local non-profit corporation formed to oversee the development of the Paradise Community Village project, a mixed use development consisting of affordable and single family housing, parks/recreation, open space & community facilities. Board is comprised of the following members: Town of Paradise (one Council and one staff representative); Youth for Change; Paradise Youth Soccer Club; and, the Community Housing Improvement Program (CHIP).

2. Paradise Irrigation District (PID) Liaison – **Two Council representatives.**

- Meets in Paradise upon notification to discuss issues of common concern.

PID is an Independent Special District governed by a five-member elected board of directors; Formed in 1916 under the laws of the State Water Code to deliver water to municipal residential and commercial customers.

3. Paradise Recreation & Park District (PRPD) Liaison – **Two Council Representatives.**

- Meets in Paradise upon notification to discuss issues of common concern.

PRPD is an Independent Special District governed by a five-member elected board of directors; Formed in 1948 to provide recreation and park services within the district.

4. Paradise Solid Waste Committee – Meets in Paradise upon notification; **Two Council representatives.**

The Paradise Solid Waste Committee discusses solid waste, recyclable materials, and yard waste programs with staff and representative from NRWS, the company franchised by the Town to provide of solid waste collection and disposal services which includes recycling, source reduction, household hazardous waste and vegetative waste disposal services; two council representatives, Town staff.

5. Onsite Ad Hoc Committee – Two Council representatives

The Onsite Ad Hoc Committee meets as needed to keep Council representatives informed of issues & long term effects of proposed changes to the Manual for Onsite Treatment of Wastewater (Onsite Manual); Formed by Minute Order on September 3, 2008. Onsite Manual may be viewed at the Town's website at the following address:

<http://www.townofparadise.com/index.php/departments/development-services/onsite>

6. Finance & Investment Committee – Members include Mayor, Vice Mayor, Town Manager, Finance Director/Town Treasurer.

The Finance & Investment Commission is established by Paradise Municipal Code Section 2.16.030 for the purpose of providing oversight of the town's financial, public financing & investment activities.

7. Oversight Board to the Successor Agency to the Paradise Redevelopment Agency

Meets quarterly on the third Thursday at 3pm. **Two members from the Town of Paradise; the Mayor is the appointing authority**

- One member is to be selected from the largest employee group from the former redevelopment agency. The Town had allocated percentages of management staff to the redevelopment agency.

The purpose of the seven-member Oversight Board is to oversee and approve the activities of the Successor Agency of the Paradise Redevelopment Agency relating to assets of the former RDA. The Town Council was designated as the Successor Agency after the Paradise Redevelopment Agency was eliminated by State law.

Attached is a list of the 2014 representation, along with a blank chart for the 2015 assignments.

Conclusion: It is timely that Council consider appointments to local and county committees/ and commissions.

Fiscal Impact Analysis: None.



2014 TOWN COUNCIL REPRESENTATION

BUTTE COUNTY COMMITTEES/COMMISSIONS

BUTTE COUNTY		Mayor Lotter	V Mayor Bolin	Culleton	Jones	Rawlings
1	Air Quality Management District			R		A
2	Association of Governments			R		A
3	City Selection Committee (Mayor)	R				
4	Disaster Services Council (Mayor)	R				
	Local Area Formation Commission (LAFCo) (Lotter through 5/2015 – Appointed by City Selection Committee)	R				
5	Waste Mgt Local Task Force	A		R		
6	Water Advisory Committee (4-year term) Jones thru 12-31-16				R	
7	City/County Ad Hoc Committee	R			R	
8	Lake Oroville Supplemental Benefits Funds- Alternate: Citizen Sam Dresser					R
9	3CORE (formerly Tri County Economic Dev Corp) (Two year term as of 1/1/2013)		R			

LOCAL COMMITTEES/COMMISSIONS

PARADISE		Mayor Lotter	V Mayor Bolin	Culleton	Jones	Rawlings
1	Paradise Community Village	R				
2	Paradise Irrigation District Liaison		R			R
3	Paradise Rec. & Park District Liaison		R	R		
4	Youth Council (Project Vision)			R		
5	Onsite Ad Hoc Committee	R	R			
6	Investment Committee (Mayor & Council Member)	R			R	
7	Oversight Board to Successor Agency (Mayor Appointment)			R		

2015 REPRESENTATION

BUTTE COUNTY COMMITTEES/COMMISSIONS

BUTTE COUNTY		Bolin	Culleton	Jones	Lotter	Rawlings
1	Air Quality Management District					
2	Association of Governments					
3	City Selection Committee (Mayor)					
4	Disaster Services Council (Mayor)					
	Local Area Formation Commission (LAFCo) (Lotter through 5/2015 – Appointed by City Selection Committee)					
5	Waste Mgt Local Task Force					
6	Water Advisory Committee (4-year term)					
7	City/County Ad Hoc Committee					
8	Lake Oroville Supplemental Benefits Funds- Alternate: Citizen Sam Dresser					
9	3CORE (formerly Tri County Economic Dev Corp) (Two year term as of 1/1/2013)					

LOCAL COMMITTEES/COMMISSIONS

PARADISE		Bolin	Culleton	Jones	Lotter	Rawlings
1	Paradise Community Village					
2	Paradise Irrigation District Liaison					
3	Paradise Rec. & Park District Liaison					
4	Onsite Ad Hoc Committee					
5	Investment Committee (Mayor & Council Member)					
6	Oversight Board to Successor Agency (Mayor Appointment)					



**Town of Paradise
Council Agenda Summary
Date: December 9, 2014**

Agenda Item: 7(b)

Originated by: Joanna Gutierrez, Town Clerk
Reviewed by: Lauren Gill, Town Manager
Subject: Formation of a Citizen Oversight Committee

Council Action Requested: Form the Citizen Oversight Committee as required by Paradise Municipal Code Section 3.22.075, relating to the recent voter-approved ½ cent retail sales tax increase, and determine an application process and date for appointments.

Recommendation:

- (1) Authorize the Town Clerk to advertise for applicants to serve on a nine-member Citizen Oversight Committee as required by Paradise Municipal Code Section 3.22.075;
- (2) Set the application deadline for Wednesday, January 22, 2015 at 5:00 pm and schedule appointments on the February 10, 2015 Council Agenda; OR
- (3) Consider alternative direction regarding the application process.

Background: In order to address a structural deficit in the Town's budget, the Paradise Town Council placed a revenue measure on the November 4, 2014, general election ballot that was subsequently approved by a majority of the Paradise voters. The ordinance includes the formation of a citizen oversight committee as follows:

3.22.075 Citizens Oversight Committee

1. The Town Council shall establish and appoint a Citizens Oversight Committee.
2. The Citizens Oversight Committee shall consist of a nine-member board of residents of the Town of Paradise to represent a cross-section of the community.
3. The purpose of the Citizens Oversight Committee shall be to meet with the Town Manager and the Town Finance Director during the preparation of each fiscal year budget until the ordinance sunsets, to make recommendations to the Town Council regarding how the proceeds from the implementation of the ordinance will be allocated for the ensuing budget year. The

committee shall make recommendations to the Council to provide for local public services, including police protection, fire suppression, emergency medical services, road repair, street maintenance, animal control and other services that will improve the quality of life for residents and businesses within the Town of Paradise. The committee shall meet at least quarterly during the fiscal year to ensure that the revenue generated by the ordinance is allocated and disbursed in accordance with the Town budget. All quarterly and annual budget reports from the committee shall be published on the Town of Paradise website prior to Council adoption of the budget and will be available for public review.

Discussion: The Town Council has an established application process for citizen appointments to committees. After the Council authorizes the formation, the Council directs the staff to advertise for applicants, sets the application deadline and determines an appointment process. The appointments to committees are scheduled to take place at a regular Council meeting.

The following procedures are recommended to establish the committee:

- (1) Authorize the Town Clerk to advertise for applicants to serve on a nine-member Citizen Oversight Committee as required by Paradise Municipal Code Section 3.22.075;
- (2) Set the application deadline for Wednesday, January 22, 2015 at 5:00 pm and schedule appointments on the February 10, 2015 Council Agenda.

The Council may follow the above guidelines or make additional recommendations in the formation of this particular committee.

Fiscal Impact: The fiscal impact will consist of staffing and related costs (e.g. advertising, noticing, agenda preparation, etc.) It is anticipated that the oversight board will initially meet more frequently but will require less meetings over time. The ordinance calls for the committee to meet quarterly to perform its budget oversight function.

**TOWN OF PARADISE
ORDINANCE NO. 545**

**AN ORDINANCE OF THE TOWN COUNCIL OF THE TOWN OF PARADISE
AMENDING AND ADDING CHAPTER 3.22 TO THE PARADISE
MUNICIPAL CODE REGARDING A TRANSACTIONS AND USE TAX TO BE
ADMINISTERED BY THE STATE BOARD OF EQUALIZATION**

The People of the Town of Paradise, State of California do **ordain as follows**:

SECTION 1: Chapter 3.22 is hereby amended and added to the Paradise Municipal Code to read as follows:

CHAPTER 3.22
Temporary Transactions and Use Tax

Sections:

3.22.010	Title
3.22.020	Operative Date
3.22.030	Purpose
3.22.040	Contract with State
3.22.050	Transaction Tax Rate
3.22.060	Place of Sale
3.22.070	Use Tax Rate
3.22.075	Citizens Oversight Committee
3.22.080	Adoption of Provisions of State Law
3.22.090	Limitations on Adoption of State Law and Collection of Use Taxes
3.22.100	Permit Not Required
3.22.110	Exemptions and Exclusions
3.22.120	Amendments
3.22.130	Enjoining Collection Prohibited

3.22.010 Title

This ordinance shall be known as the Temporary Transactions and Use Tax Ordinance. The Town of Paradise hereinafter shall be called "Town." This ordinance shall be applicable in the incorporated territory of the Town.

3.22.020 Operative Date

"Operative Date" means the first day of the first calendar quarter commencing more than 110 days after the adoption of this ordinance, the date of such adoption being as set forth below.

3.22.030 Purpose

This ordinance is adopted to achieve the following, among other purposes, and directs that the provisions hereof be interpreted in order to accomplish those purposes:

- A. To maintain and preserve Town of Paradise public services, including police protection, fire suppression, street maintenance, animal control and other services within the Town.

B. To impose a retail transactions and use tax in accordance with the provisions of Part 1.6 (commencing with Section 7251) of Division 2 of the Revenue and Taxation Code and Section 7285.9 of Part 1.7 of Division 2 which authorizes the Town to adopt this tax ordinance which shall be operative if a majority of the electors voting on the measure vote to approve the imposition of the tax at an election called for that purpose.

C. To adopt a retail transactions and use tax ordinance that incorporates provisions identical to those of the Sales and Use Tax Law of the State of California insofar as those provisions are not inconsistent with the requirements and limitations contained in Part 1.6 of Division 2 of the Revenue and Taxation Code.

D. To adopt a retail transactions and use tax ordinance that imposes a tax and provides a measure therefor that can be administered and collected by the State Board of Equalization in a manner that adapts itself as fully as practicable to, and requires the least possible deviation from, the existing statutory and administrative procedures followed by the State Board of Equalization in administering and collecting the California State Sales and Use Taxes.

E. To adopt a retail transactions and use tax ordinance that can be administered in a manner that will be, to the greatest degree possible, consistent with the provisions of Part 1.6 of Division 2 of the Revenue and Taxation Code, minimize the cost of collecting the transactions and use taxes, and at the same time, minimize the burden of record keeping upon persons subject to taxation under the provisions of this ordinance.

3.22.040 Contract with State

Prior to the operative date, the Town shall contract with the State Board of Equalization to perform all functions incident to the administration and operation of this transactions and use tax ordinance; provided, that if the Town shall not have contracted with the State Board of Equalization prior to the operative date, it shall nevertheless so contract and in such case the operative date shall be the first day of the first calendar quarter following the execution of such contract.

3.22.050 Transactions Rate Tax

For the privilege of selling tangible personal property at retail, a tax is hereby imposed upon all retailers in the incorporated territory of the Town at the rate of one-half of one percent (0.50%) of the gross receipts of any retailer from the sale of all tangible personal property sold at retail in said territory for six (6) years from the operative date of this ordinance.

3.22.060 Place of Sale

For the purposes of this ordinance, all retail sales are consumed at the place of business of the retailer unless the tangible personal property sold is delivered by the retailer or his, her or its agent to an out-of-state destination or to a common carrier for delivery to an out-of-state destination. The gross receipts from such sales shall include delivery charges, when such charges are subject to the state sales and use tax, regardless of the place to which delivery is made. In the event a retailer has no permanent place of business in the State of California or has more than one place of business, the place or places at which the retail sales are consummated shall be determined under rules and regulations to be prescribed and adopted by the State Board of

Equalization.

3.22.070 Use Tax Rate

An excise tax is hereby imposed on the storage, use or other consumption in the Town of tangible personal property purchased from any retailer for six (6) years after the operative date of this ordinance for storage, use or other consumption in said territory at the rate of one-half of one percent (0.50%) of the sales price of the property.

3.22.075 Citizens Oversight Committee

1. The Town Council shall establish and appoint a Citizens Oversight Committee.
2. The Citizens Oversight Committee shall consist of a nine-member board of residents of the Town of Paradise to represent a cross-section of the community.
3. The purpose of the Citizens Oversight Committee shall be to meet with the Town Manager and the Town Finance Director during the preparation of each fiscal year budget until the ordinance sunsets, to make recommendations to the Town Council regarding how the proceeds from the implementation of the ordinance will be allocated for the ensuing budget year. The committee shall make recommendations to the Council to provide for local public services, including police protection, fire suppression, emergency medical services, road repair, street maintenance, animal control and other services that will improve the quality of life for residents and businesses within the Town of Paradise. The committee shall meet at least quarterly during the fiscal year to ensure that the revenue generated by the ordinance is allocated and disbursed in accordance with the Town budget. All quarterly and annual budget reports from the committee shall be published on the Town of Paradise website prior to Council adoption of the budget and will be available for public review.

3.22.080 Adoption of Provisions of State Law

Except as otherwise provided in this ordinance and except insofar as they are consistent with the provisions of Part 1.6 of Division 2 of the Revenue and Taxation Code, all of the provisions of Part 1 (commencing with Section 6001) of Division 2 of the Revenue and Taxation Code are hereby adopted and made a part of this ordinance as though fully set forth herein.

3.22.090 Limitations on Adoption of State Law and Collection of Use Taxes

In adopting the provisions of Part 1 of Division 2 of the Revenue and Taxation Code:

A. Wherever the State of California is named or referred to as the taxing agency, the name of this Town shall be substituted therefor. However, the substitution shall not be made when:

1. The word "State" is used as a part of the title of the State Controller, State Treasurer, State Board of Control, State Board of Equalization, State Treasury, or the Constitution of the State of California;
2. The result of that substitution would require action to be taken by or against this Town or any agency, officer, or employee thereof rather than by or against the State Board of Equalization, in performing the functions incident to the administration or operation of this ordinance.

3. In those sections, including, but not necessarily limited to sections referring to the exterior boundaries of the State of California, where the result of the substitution would be to:

a. Provide an exemption from this tax with respect to certain sales, storage, use or other consumption of tangible personal property which would not otherwise be exempt from this tax while such sales, storage, use or other consumption remain subject to tax by the State under the provisions of Part 1 of Division 2 of the Revenue and Taxation Code, or;

b. Impose this tax with respect to certain sales, storage, use or other consumption of tangible personal property which would not be subject to tax by the state under the provision of that code.

4. In Sections 6701, 6702 (except in the last sentence thereof), 6711, 6715, 6737, 6797 or 6828 of the Revenue and Taxation Code.

B. The word "Town" shall be substituted for the word "State" in the phrase "retailer engaged in business in this State" in Section 6203 and in the definition of that phrase in Section 6203.

3.22.100 Permit not Required

If a seller's permit has been issued to a retailer under Section 6067 of the Revenue and Taxation Code, an additional transactor's permit shall not be required by this ordinance.

3.22.110 Exemptions and Exclusions

A. There shall be excluded from the measure of the transactions tax and the use tax in the amount of any sales tax or use tax imposed by the State of California or by any Town, Town and county, or county pursuant to the Bradley-Burns Uniform Local Sales and Use Tax Law or the amount of any state-administered transactions or use tax.

B. There are exempted from the computation of the amount of transactions tax the gross receipts from:

1. Sales of tangible personal property, other than fuel or petroleum products, to operators of aircraft to be used or consumed principally outside the County in which the sale is made and directly and exclusively in the use of such aircraft as common carriers of persons or property under the authority of the laws of this State, the United States, or any foreign government.

2. Sales of property to be used outside the Town which is shipped to a point outside the Town, pursuant to the contract of sale, by delivery to such point by the retailer or his, her or its agent, or by delivery by the retailer to a carrier for shipment to a consignee at such point. For the purpose of this paragraph, delivery to a point outside the Town shall be satisfied.

a. With respect to vehicles (other than commercial vehicles) subject to registration pursuant to Chapter 1 (commencing with Section 4000) of Division 3 of the Vehicle Code, aircraft licensed in compliance with Section 21411 of the Public Utilities Code, and undocumented vessels registered under Chapter 2 of Division 3.5 (commencing with Section 9840) if the Vehicle Code by registration to an out-of-Town address and by a declaration under penalty of perjury, signed by the buyer, stating that such address is, in fact, his or her principal place of residence; and

b. With respect to commercial vehicles, by registration to a place of business out-of-Town and declaration under penalty of perjury, signed by the buyer, that the vehicle will be operated from that address.

3. The sale of tangible personal property if the seller is obligated to furnish the property for a fixed price pursuant to a contract entered into prior to the operative date of this ordinance.

4. A lease of tangible personal property which is a continuing sale of such property, for any period of time for which the lessor is obligated to lease the property for an amount fixed by the lease prior to the operative date of the ordinance.

5. For the purposes of subsections (3) and (4) of this section, the sale or lease of tangible personal property shall be deemed not to be obligated pursuant to a contract of lease for any period of time for which any party to the contract or lease has the unconditional right to terminate the contract or lease upon notice, whether or not such right is exercised.

C. There are exempted from the use tax imposed by this ordinance, the storage, use or other consumption in this Town of tangible personal property:

1. The gross receipts from the sale of which have been subject to a transactions tax under any state- administered transactions and use tax ordinance.

2. Other than fuel or petroleum products purchased by operators of aircraft and used or consumed by such operators directly and exclusively in the use of such aircraft as common carriers of persons or property for hire or compensation under a certificate of public convenience and necessity issued pursuant to the laws of this State, the United States, or any foreign government. This exemption is in addition to the exemptions provided in Sections 6366 and 6366.1 of the Revenue and taxation Code of the State of California.

3. If the purchase is obligated to purchase the property for a fixed price pursuant to a contract entered into prior to the operative date of this ordinance.

4. If the possession of, or the exercise of any right or power over, the tangible personal property arises under a lease which is a continuing purchase of such property for any period of time for which the lessee is obligated to lease the property for an amount fixed by a lease prior to the operative date of this ordinance.

5. For the purposes of subsections (3) and (4) of this section, storage, use, or other consumption, or possession of, or exercise of any right or power over, tangible personal property shall be deemed not to be obligated pursuant to a contract or lease for any period of time for which any party to the contract or lease has the unconditional right to terminate the contract or lease upon notice, whether or not such right is exercised.

6. Except as provided in subparagraph (7), a retailer engaged in business in the Town shall not be required to collect use tax from the purchaser of tangible personal property, unless the retailer ships or delivers the property into the Town or participates within the Town in making the sale of the property, including, but not limited to, soliciting or receiving the order, either directly or indirectly, at a place of business of the retailer in the Town or through any

representative, agent, canvasser, solicitor, subsidiary, or person in the Town under the authority of the retailer.

7. "A retailer engaged in business in the Town" shall also include any retailer of any of the following: vehicles subject to registration pursuant to Chapter 1 (commencing with Section 4000) of Division 3 of the Vehicle Code, aircraft licensed in compliance with Section 21411 of the Public Utilities Code, or undocumented vessels registered under Chapter 2 of Division 3.5 (commencing with Section 9840) of the Vehicle Code. That retailer shall be required to collect use tax from any purchaser who registers or licenses the vehicle, vessel, or aircraft at an address in the Town.

D. Any person subject to use tax under this ordinance may credit against that tax any transactions tax or reimbursement for transactions tax paid to a district imposing, or retailer liable for a transactions tax pursuant to Part 1.6 of Division 2 of the Revenue and Taxation Code with respect to the sale to the person of the property the storage, use or other consumption of which is subject to the use tax.

3.22.120 Amendments

All amendments subsequent to the effective date of this ordinance to Part 1 of Division 2 of the Revenue and Taxation Code relating to sales and use taxes and which are not consistent with Part 1.6 and Part 1.7 of Division 2 of the Revenue and Taxation Code, and all amendments to Part 1.6 and Part 1.7 of Division 2 of the Revenue and Taxation Code, shall automatically become a part of this ordinance, provided however, that no such amendment shall operate so as to affect the rate of tax imposed by this ordinance.

3.22.130 Enjoining Collection Forbidden

No injunction or writ of mandate or other legal or equitable process shall issue in any suit, action or proceeding in any court against the State or the Town, or against any officer of the State or the Town, to prevent or enjoin the collection under this ordinance, or Part 1.6 of Division 2 of the Revenue and Taxation Code, of any tax or any amount of tax required to be collected."

SECTION 2. SEVERABILITY. If any section, subsection, sentence, clause, phrase, portion of the application thereof to any person or circumstance of this ordinance is for any reason held invalid or unconstitutional by any court of competent jurisdiction, such portion shall be deemed a separate, distinct and independent provision of such ordinance and shall not affect the validity of the remaining portions thereof.

SECTION 3. CEQA COMPLIANCE. The Town Council finds and determines that the enactment of this Ordinance is not a "project" as that term is used in the California Environmental Quality Act ("CEQA;" Cal. Pub. Resources Code Section 21000 et seq.) or the State CEQA Guidelines (Cal. Code of Regs., Title 14, Section 15000 et seq.). Therefore, no environmental assessment is required or necessary.

SECTION 4. EFFECTIVE DATE. This ordinance relates to the levying and collecting of the Town transactions and use taxes and shall take effect immediately upon its approval by the voters of the Town.

SECTION 5. TERMINATION DATE. The tax levied by this ordinance shall continue at the rate of 0.50% from April 1, 2015 until March 31, 2021. The authority to levy the tax imposed by this ordinance shall expire six (6) years from the operative date of this ordinance.

SECTION 6. DECLARATION. The proceeds of the taxes imposed by this ordinance may be used for any lawful purpose of the Town, as authorized by ordinance, resolution or action of the Town Council. These taxes are not special taxes within the meaning of Section 1(d) of Article XIII C of the California Constitution, but are general taxes imposed for general government purposes.

SECTION 7. EXECUTION. The Mayor and Town Clerk are authorized to subscribe this ordinance where indicated below to evidence its approval by the voters of the Town.

PASSED AND ADOPTED by the Town Council of the Town of Paradise, County of Butte, State of California, on this 8th day of July, 2014 by the following vote:

AYES: Steve "Woody" Culleton, Jody Jones,
John J. Rawlings and Scott Lotter, Mayor

NOES: None

ABSENT: Greg Bolin

NOT VOTING: None

ATTEST:

July 8, 2014

By:

Joanna Gutierrez, Town Clerk

Scott Lotter, Mayor

APPROVED AS TO FORM:

By:

Dwight L. Moore, Town Attorney

I hereby certify that this ordinance was APPROVED by the voters of the Town of Paradise, State of California, at a regular election on November __, 2014 and by the Town Council of the Town of Paradise at a regular meeting of the Council held on _____, 2014.

Scott Lotter, Mayor

Attest: _____
Joanna Gutierrez, Town Clerk



TOWN OF PARADISE
Council Agenda Summary
Date: December 9, 2014

Agenda No. 7(c)

ORIGINATED BY: Marc Mattox, Town Engineer

REVIEWED BY: Lauren Gill, Town Manager

SUBJECT: Engineering & Traffic Survey / Speed Limit Adjustments

COUNCIL ACTION REQUESTED:

(1) Waive the reading of entire Ordinance No. ____ and approve reading by title only; and, (2) Introduce Ordinance No. ____, An Ordinance Amending Section 10.02.060 (C) of the Paradise Municipal Code regarding Vehicular Speed Limits.

Background:

The Town of Paradise has the responsibility and duty of studying, recommending, constructing and maintaining traffic control measures for public roadways within the Town limits. The Town Council is required to legally establish speed limits defined by local ordinances in concurrence with the California Vehicle Code (CVC) and the California Manual of Uniform Traffic Control Devices (MUTCD). The method of establishing radar-enforceable speed limits is through the completion of engineering and traffic surveys for desired roadway segments.

Chapter 10.02 of the Town of Paradise Municipal Code formally governs the establishment of speed limits based upon Engineering & Traffic Surveys approved by the Town Engineer. The purpose of maintaining established speed limits is to safeguard life and property.

The Town of Paradise Engineering and Traffic Speed Survey was last approved on January 14, 2014. This survey is required to be updated when roadway conditions change or every 5-7 years.

The current survey identifies 46 public road segments for investigation and approval of posted speed limits.

Analysis:

During the last eleven months under the new Engineering & Traffic Survey, several issues have been documented which need to be addressed.

- Segment 20, Oliver Road between Castle Drive & Wagstaff Road (30 MPH)

The 2014 Engineering & Traffic Survey called for this segment along Oliver Road between Castle Drive and Wagstaff Road to be raised from 25 MPH to 30 MPH. Staff has re-evaluated this segment and determined the default prima facie speed limit (25 MPH) is most appropriate considering the sight distance, narrow roadway, and residential district present.

- Segment 33 & 34, Skyway between Town Limits and Neal Road (50 MPH)

This segment of roadway serves as a transition between rural divided four-lane highways to the Town of Paradise urbanized area. The 2014 Survey called for the segment between Town Limits and Neal Road to be considered uniform, whereas due to the transitional nature of the segment, a division from two segments (eastbound and westbound) is more appropriately described as three segments below:

- 33. Skyway (Westbound) between Town Limits and Princeton Way
- 34. Skyway (Eastbound) between Town Limits and Princeton Way
- 47. Skyway between Princeton Way and Neal Road

Staff has performed new Engineering & Traffic Surveys to reflect the above segments and found the appropriate speed limits per the California Vehicle Code need to be revised.

- Segment 41, Skyway between Clark Road and Pentz Road (35 MPH)

The limits of Segment 41 are between Clark Road and Pentz Road along Skyway. Without a defined segment between Pentz Road and Town Limits, the speed limit in this stretch may not hold in court, if challenged. As a result, staff proposes the wording of Segment 41 to be revised to "Skyway between Clark Road and Town Limits".

All modifications to Paradise Municipal Code 10.02.060.C recommended by staff for Council consideration are shown in the table below:

Segment No.	Segment	Start	End	Speed Limit (mph)
20	Oliver Road	Castle Drive	Wagstaff Road	30
33	Skyway (Eastbound)	Town Limits	Neal Road Princeton Way	50
34	Skyway (Westbound)	Town Limits	Neal Road Princeton Way	50 45
41	Skyway	Clark Road	Pentz Road Town Limits	35
47	Skyway	Princeton Way	Neal Road	45

Financial Impact:

Minor maintenance and sign costs.

Alternatives:

Reject proposed changes and provide alternate direction.

Town of Paradise
2014 Engineering & Traffic Survey

Segment No.:	33 rev. 11/2014
Primary Street:	Skyway (Eastbound)
Segment Start:	Town Limits
Segment End:	Princeton Way
Observation Location:	2,000' east of Crossroads
Observation By and Date:	Marc Mattox, 11/10/14

Posted Speed Limit: 50	
Weather:	Sunny/Dry
Time Start:	10:00 AM
Time End:	10:25 AM
Street Width (ft):	24 Segment Length (mi): 0.74
Approved By:	Marc A. Mattox, PE

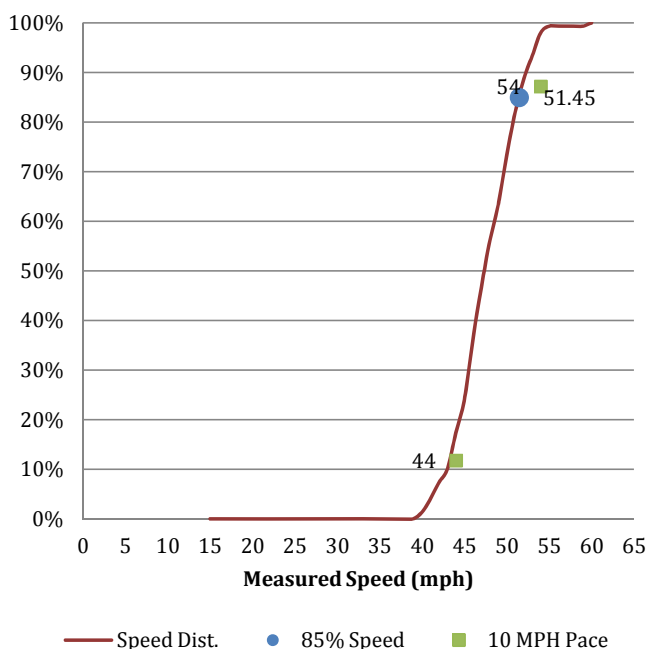
Speed (MPH)	Total Vehicles Recorded	Cumulative Total	Percent Cumulative
15		0	0.0%
16		0	0.0%
17		0	0.0%
18		0	0.0%
19		0	0.0%
20		0	0.0%
21		0	0.0%
22		0	0.0%
23		0	0.0%
24		0	0.0%
25		0	0.0%
26		0	0.0%
27		0	0.0%
28		0	0.0%
29		0	0.0%
30		0	0.0%
31		0	0.0%
32		0	0.0%
33		0	0.0%
34		0	0.0%
35		0	0.0%
36		0	0.0%
37		0	0.0%
38		0	0.0%
39		0	0.0%
40	2	2	1.3%
41	4	6	4.0%
42	5	11	7.3%
43	4	15	10.0%
44	11	26	17.3%
45	10	36	24.0%
46	18	54	36.0%
47	16	70	46.7%
48	14	84	56.0%
49	11	95	63.3%
50	15	110	73.3%
51	13	123	82.0%
52	10	133	88.7%
53	7	140	93.3%
54	7	147	98.0%
55	2	149	99.3%
56		149	99.3%
57		149	99.3%
58		149	99.3%
59		149	99.3%
60	1	150	100.0%

Special Notes and/or Conditions Not Readily Apparent to Drivers

Two lanes in eastbound direction.

Road Analysis	Speed Data Analysis
California Vehicle Code	Total Count = 150
Narrow Roadway? YES	Average Speed = 48.02
Residential District? NO	Median Speed = 48.00
CA Road System Map	Std. Deviation = 3.64
Major Collector? NO	85% Speed = 51.50
Minor Arterial? NO	Critical Speed = 50
Principal Arterial? YES	10 MPH Pace Low = 44
Collision History	10 MPH Pace High = 54
2 Year Collisions = 3	Percent in Pace = 88%
Collisions Per Mile = 2.03	Recommended Speed Limit (MPH) 50
Rate Above Average? NO	

Cumulative Speed Curve



Town of Paradise
2014 Engineering & Traffic Survey

Segment No.:	34 rev. 11/2014
Primary Street:	Skyway (Westbound)
Segment Start:	Town Limits
Segment End:	Princeton Way
Observation Location:	1,800' east of Crossroads
Observation By and Date:	Marc Mattox, 11/10/14

Posted Speed Limit: 50	
Weather:	Sunny/Dry
Time Start:	10:45 AM
Time End:	11:10 AM
Street Width (ft):	24 Segment Length (mi): 0.64
Approved By:	Marc A. Mattox, PE

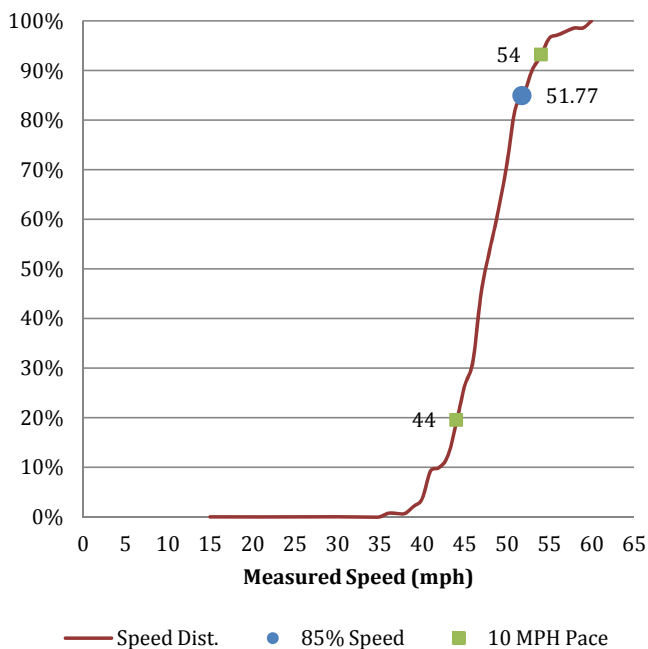
Speed (MPH)	Total Vehicles Recorded	Cumulative Total	Percent Cumulative
15		0	0.0%
16		0	0.0%
17		0	0.0%
18		0	0.0%
19		0	0.0%
20		0	0.0%
21		0	0.0%
22		0	0.0%
23		0	0.0%
24		0	0.0%
25		0	0.0%
26		0	0.0%
27		0	0.0%
28		0	0.0%
29		0	0.0%
30		0	0.0%
31		0	0.0%
32		0	0.0%
33		0	0.0%
34		0	0.0%
35		0	0.0%
36	1	1	0.7%
37		1	0.7%
38		1	0.7%
39	2	3	2.1%
40	2	5	3.5%
41	8	13	9.2%
42	1	14	9.9%
43	3	17	12.1%
44	9	26	18.4%
45	11	37	26.2%
46	7	44	31.2%
47	20	64	45.4%
48	12	76	53.9%
49	11	87	61.7%
50	13	100	70.9%
51	16	116	82.3%
52	4	120	85.1%
53	7	127	90.1%
54	4	131	92.9%
55	5	136	96.5%
56	1	137	97.2%
57	1	138	97.9%
58	1	139	98.6%
59		139	98.6%
60	2	141	100.0%

Special Notes and/or Conditions Not Readily Apparent to Drivers

Two lanes in westbound direction. Speed limit reduction consideration included lack of tapers, shoulders and frequency of encroachments in high-speed area. Trees and shrubs obstruct driveways. Frequently used by pedestrian. Residences and businesses are within roadway frontage.

Road Analysis	Speed Data Analysis
California Vehicle Code	Total Count = 141
Narrow Roadway? YES	Average Speed = 48.14
Residential District? NO	Median Speed = 48.00
CA Road System Map	Std. Deviation = 4.30
Major Collector? NO	85% Speed = 51.80
Minor Arterial? NO	Critical Speed = 50
Principal Arterial? YES	10 MPH Pace Low = 44
Collision History	10 MPH Pace High = 54
2 Year Collisions = 6	Percent in Pace = 81%
Collisions Per Mile = 4.69	Recommended Speed Limit (MPH) 45
Rate Above Average? NO	

Cumulative Speed Curve



Town of Paradise
2014 Engineering & Traffic Survey

Segment No.:	47
Primary Street:	Skyway
Segment Start:	Neal Road
Segment End:	Princeton Way
Observation Location:	Longview Drive
Observation By and Date:	Marc Mattox, 11/10/14

Posted Speed Limit: 50	
Weather:	Sunny/Dry
Time Start:	11:15 AM
Time End:	11:45 AM
Street Width (ft):	60 Segment Length (mi): 0.29
Approved By:	Marc A. Mattox, PE

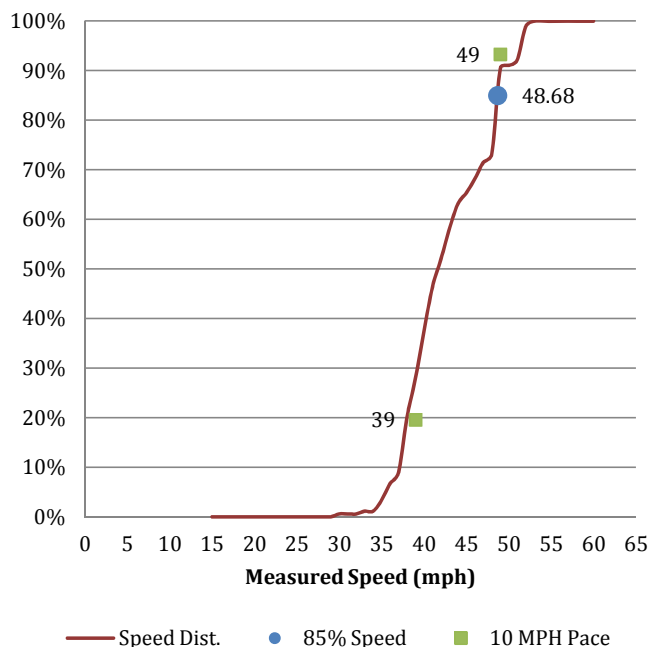
Speed (MPH)	Total Vehicles Recorded	Cumulative Total	Percent Cumulative
15		0	0.0%
16		0	0.0%
17		0	0.0%
18		0	0.0%
19		0	0.0%
20		0	0.0%
21		0	0.0%
22		0	0.0%
23		0	0.0%
24		0	0.0%
25		0	0.0%
26		0	0.0%
27		0	0.0%
28		0	0.0%
29		0	0.0%
30	1	1	0.6%
31		1	0.6%
32		1	0.6%
33	1	2	1.1%
34		2	1.1%
35	4	6	3.4%
36	6	12	6.7%
37	4	16	8.9%
38	20	36	20.1%
39	14	50	27.9%
40	17	67	37.4%
41	16	83	46.4%
42	10	93	52.0%
43	11	104	58.1%
44	9	113	63.1%
45	4	117	65.4%
46	5	122	68.2%
47	6	128	71.5%
48	3	131	73.2%
49	31	162	90.5%
50	1	163	91.1%
51	2	165	92.2%
52	12	177	98.9%
53	2	179	100.0%
54		179	100.0%
55		179	100.0%
56		179	100.0%
57		179	100.0%
58		179	100.0%
59		179	100.0%
60		179	100.0%

Special Notes and/or Conditions Not Readily Apparent to Drivers

Two lanes in each direction with center two-way left-turn lane. Horizontal curve present. Medical clinic adjacent to zone. 2 bicyclists observed. Transition segment between speed zones. Speed limit reduction consideration included lack shoulders and frequency of encroachments in high-speed area.

Road Analysis	Speed Data Analysis
California Vehicle Code	Total Count = 179
Narrow Roadway? NO	Average Speed = 43.21
Residential District? NO	Median Speed = 42.00
CA Road System Map	Std. Deviation = 5.09
Major Collector? NO	85% Speed = 48.70
Minor Arterial? NO	Critical Speed = 50
Principal Arterial? YES	10 MPH Pace Low = 39
Collision History	10 MPH Pace High = 49
2 Year Collisions = 6	Percent in Pace = 70%
Collisions Per Mile = 10.3	Recommended Speed Limit (MPH) 45
Rate Above Average? NO	

Cumulative Speed Curve



**TOWN OF PARADISE
ORDINANCE NO. ____**

**AN ORDINANCE AMENDING SECTION 10.02.060
OF THE PARADISE MUNICIPAL CODE
REGARDING VEHICULAR SPEED LIMITS**

The Town Council of the Town of Paradise, State of California does **ordain as follows**:

SECTION 1: Section 10.02.060 of the Paradise Municipal Code is hereby amended to read as follows:

A. The town council establishes a prima facie speed limit of twenty-five miles per hour for all town maintained public roads not listed or otherwise set forth in this chapter.

B. In accordance with Section 22352 of the California Vehicle Code, the following established school zones shall have a prima facie speed limit of twenty-five miles per hour anytime children are present:

1. Buschmann Road, from Scottwood Road to Clark Road.
2. Pearson Road, from Academy Drive to Clark Road.
3. Recreation Drive, from Buschmann Road north five hundred thirty feet (to end of town maintained road).
4. Maxwell Drive, from Elliott Road to Central Park Drive.
5. Pentz Road, from Merrill Road to Dean Road.
6. Pentz Road, from Bille Road to Wagstaff Road.

C. The town council also establishes posted speed limits on certain highways as follows:

Segment ID	Primary Street	Start	End	Recommended Speed Limit
1	Bille Road	Cliff Drive	Skyway	30
2	Bille Road	Skyway	Clark Road	30
3	Bille Road	Clark Road	Pentz Road	30
4	Buschmann Road	Foster Road	Clark Road	30
5	Central Park Drive	Maxwell Drive	Clark Road	30
6	Clark Road	Skyway	Wagstaff Road	35
7	Clark Road	Wagstaff Road	Bille Road	35
8	Clark Road	Bille Road	Elliott Road	35
9	Clark Road	Elliott Road	Pearson Road	35
10	Elliott Road	Skyway	Clark Road	30
11	Elliott Road	Clark Road	Sawmill Road	30
12	Foster Road	Buschmann Road	Roe Road	30
13	Foster Road	Roe Road	Town Limits	30
14	Honey Run Road	Skyway	Honey View Terrace	25

15	Neal Road	Skyway	Roe Road	30
16	Neal Road	Roe Road	Town Limits	35
17	Nunneley Road	Academy Drive	Clark Road	35
18	Nunneley Road	Clark Road	Sawmill Road	30
19	Oliver Road	Skyway	Castle Drive	25
20	Oliver Road	Castle Drive	Wagstaff Road	30
21	Pearson Road	Skyway	Black Olive Drive	30
22	Pearson Road	Black Olive Drive	Clark Road	30
23	Pearson Road	Clark Road	Butte View Terrace	35
24	Pearson Road	Butte View Terrace	Pentz Road	35
25	Pentz Road	Skyway	Wagstaff Road	35
26	Pentz Road	Wagstaff Road	Bille Road	35
27	Pentz Road	Bille Road	Del Rio Way	35
28	Pentz Road	Del Rio Way	Pearson Road	35
29	Pentz Road	Pearson Road	Town Limits	35
30	Rocky Lane	Skyway	Wagstaff Road	30
31	Roe Road	Neal Road	Foster Road	30
32	Sawmill Road	Bille Road	Pearson Road	30
33	Skyway Eastbound	Town Limits	Princeton Way	50
34	Skyway Westbound	Town Limits	Princeton Way	45
35	Skyway	Neal Road	Pearson Road	35
36	Skyway	Pearson Road	Elliott Road	30
37	Skyway	Elliott Road	Bille Road	30
38	Skyway	Bille Road	Wagstaff Road	35
39	Skyway	Wagstaff Road	Rocky Lane	35
40	Skyway	Rocky Lane	Clark Road	35
41	Skyway	Clark Road	Town Limits	35
42	Stearns Road	De Mille Road	County Club Drive	30
43	Valley View Drive	Oliver Road	End	30
44	Wagstaff Road	Oliver Road	Skyway	30
45	Wagstaff Road	Skyway	Clark Road	30
46	Wagstaff Road	Clark Road	Pentz Road	30
47	Skyway	Princeton Way	Neal Road	45

SECTION 2: This ordinance shall take effect thirty (30) days after the date of its passage. Before the expiration of fifteen (15) days after its passage, this ordinance shall be published with the names of the members of the Town Council voting for and against it in a newspaper of general circulation published in the Town of Paradise, California.

PASSED AND ADOPTED by the Town Council of the Town of Paradise, County of Butte, State of California, on this____ day of _____, 2015, by the following vote:

AYES:

NOES:

ABSENT:

NOT VOTING:

Mayor

ATTEST:

By: _____
Joanna Gutierrez, Town Clerk

APPROVED AS TO FORM:

By: _____
Dwight L. Moore, Town Attorney



**Town of Paradise
Council Agenda Summary
Date: December 9, 2014**

Agenda Item: 7(d)

Originated by: Gina S. Will, Finance Director/Town Treasurer

Reviewed by: Lauren Gill, Town Manager

Subject: Report of Development Impact Fees for the Town of Paradise for Fiscal Years Ended June 30, 2013 and June 30, 2014

Council Action Requested:

1. Adopt A Resolution of the Town Council of the Town of Paradise, California, Reporting Unexpended Development Impact Fees in Accordance with Government Code Section 66006; or

Alternatives:

Refer the matter back to staff for further development and clarification

Background:

In April 1995 the Town of Paradise adopted a Development Impact Fee Program to address the cost of facilities and capital needs generated by residential and commercial new development. The purpose was to ensure that new growth paid its own way and didn't burden existing revenue sources. In January 2001 the program and associated fees were revised and updated. The program has five basic elements:

- Fire Facilities, Training and Equipment
- Law Enforcement Facilities, Training and Equipment
- Traffic Control Facilities
- Streets and Thoroughfares
- Drainage Facilities

In accordance with Section 66006 of the Government Code, the Town is required to prepare an annual report related to development impact fees. This report must contain the following information and be made available to the public 15 days prior to review at a public meeting:

1. A brief description of the type of fee in the fund.
2. The amount of the fee.
3. The beginning and ending amount of each fund.
4. The amount of the fees collected and interest earned.
5. An identification of each public improvement on which fees were expended and the percent of the public improvement funded with the fees.
6. An identification of approximate dates by which the construction of the public improvements will commence if the Town determines that sufficient funds have been collected to complete the project.
7. A description of each interfund transfer or loan made from the fund (if any).

8. The amount of refunds made of fees collected (if any).

Staff has completed a resolution with attached addendum which includes the required information for review and adoption. It reports on development impact fees for the fiscal years ended June 30, 2013 and June 30, 2014.

Conclusion/Fiscal Analysis:

There is no financial impact to the Town of preparing and presenting these development impact fee reports.

TOWN OF PARADISE
RESOLUTION NO. 14-____

**A RESOLUTION OF THE TOWN COUNCIL OF THE TOWN OF PARADISE, CALIFORNIA,
REPORTING UNEXPENDED DEVELOPMENT IMPACT FEES IN ACCORDANCE WITH
GOVERNMENT CODE SECTION 66006**

WHEREAS, Government Code section 66006 requires the Town to annually disclose to the public information concerning development impact fees it has received in connection with the approval of development projects; and

WHEREAS, pursuant to Government Code Section 66006, the Town made the information pertaining to the funds and improvements relating to development impact fees available to the public on November 24, 2014 after mailing notice thereof to any interest party who has filed a written request with the Town Clerk for such information.

NOW, THEREFORE, BE IT RESOLVED BY THE TOWN COUNCIL OF THE TOWN OF PARADISE AS FOLLOWS:

Section 1. Pursuant to Government Code section 66006, the Town Council made available to the public all required information for fiscal years ended June 30, 2013 and June 30, 2014 as stated in the reports attached to this Resolution.

Section 2. On December 9, 2014, after considering the available information and all written and oral evidence provided to it, the Council adopted this Resolution

PASSED AND ADOPTED by the Town Council of the Town of Paradise this 9th day of December 2014 by the following vote:

AYES:

NOES:

ABSENT:

NOT VOTING:

Mayor

ATTEST:

By: _____

Joanna Gutierrez, CMC, Town Clerk

APPROVED AS TO FORM:

By: _____

Dwight L. Moore, Town Attorney

Town of Paradise
Statement of Revenues, Expenditures, and Change in Fund Balances
Streets and Thoroughfares (Fund 2510)
For Fiscal Year Ended June 30, 2013 and 2014

Streets and Thoroughfares Impact Fees are necessary and imposed on new development in order to mitigate the impact of increased traffic on the Town's roadways. The originally adopted Management Services Institute Development Impact Fee Report indicates that street shoulder widening, street widening, road extension and connections will be necessary to keep traffic moving smoothly throughout Town as development continues. In January 2001 the schedule of development impact fees projects were updated and revised.

	July 1, 2012 - June 30, 2013	July 1, 2013 - June 30, 2014
Beginning Balance	629,236.50	439,793.19
Revenues:		
Impact Fees Collected: *	14,919.58	39,782.08
Interest and Other Earnings:	742.71	551.69
Total Revenues:	15,662.29	40,333.77
Expenditures:		
So Libby Rehab Pearson to End - 100%	(205,105.60)	-
Total Expenditures:	(205,105.60)	-
Ending Fund Balance	439,793.19	480,126.96

* Fees Calculated and Collected According to Resolution No. 01-04

Town of Paradise
Statement of Revenues, Expenditures, and Change in Fund Balances
Traffic Control Facilities (Fund 2520)
For Fiscal Year Ended June 30, 2013 and 2014

The Town's growth will impact the level of congestion on all of the Town's roadways which is the reason Traffic Control Facilities Impact Fees are necessary and imposed on new development. The originally adopted Management Services Institute Development Impact Fee Report further explains that construction of new signals will be needed to avoid congestion in the future. In January 2001 the schedule of development impact fees projects were updated and revised.

	July 1, 2012 - June 30, 2013	July 1, 2013 - June 30, 2014
Beginning Balance	65,970.77	67,011.64
Revenues:		
Impact Fees Collected: *	927.70	3,057.20
Interest and Other Earnings:	113.17	80.61
Total Revenues:	1,040.87	3,137.81
Expenditures:		-
Total Expenditures:	-	-
Ending Fund Balance	67,011.64	70,149.45

* Fees Calculated and Collected According to Resolution No. 01-04

Town of Paradise
Statement of Revenues, Expenditures, and Change in Fund Balances
Law Enforcement Facilities, Training and Equipment (Fund 2540)
For Fiscal Year Ended June 30, 2013 and 2014

Law Enforcement Facilities Impact Fees are necessary and imposed on new development because future development will impact the Town's Police Department by requiring additional police officers and support staff, new equipment and vehicles and additional building space in order to maintain the same level of service. The originally adopted Management Services Institute Development Impact Fee Report supports this need. Additional equipment and facilities are necessary to accommodate the increased public safety demands of development. In January 2001 the schedule of development impact fees projects were updated and revised.

	July 1, 2012 - June 30, 2013	July 1, 2013 - June 30, 2014
Beginning Balance	34,371.31	36,211.75
Revenues:		
Impact Fees Collected: *	1,779.28	5,329.84
Interest and Other Earnings:	61.16	47.79
Total Revenues:	1,840.44	5,377.63
Expenditures:		-
Total Expenditures:	-	-
Ending Fund Balance	36,211.75	41,589.38

* Fees Calculated and Collected According to Resolution No. 01-04

Town of Paradise
Statement of Revenues, Expenditures, and Change in Fund Balances
Fire Facilities, Training and Equipment (Fund 2550)
For Fiscal Year Ended June 30, 2013 and 2014

Fire Facilities Impact Fees were imposed on new development because new development increases the demand on public safety facilities and fire equipment through increased calls for services as shown in the originally adopted Management Services Institute Development Impact Fee Report. Additional equipment and facilities are necessary to accommodate the increased public safety demands of development. In January 2001 the schedule of development impact fees projects were updated and revised.

	July 1, 2012 - June 30, 2013	July 1, 2013 - June 30, 2014
Beginning Balance	10,090.75	12,045.80
Revenues:		
Impact Fees Collected: *	1,934.71	4,064.48
Interest and Other Earnings:	20.34	18.53
Total Revenues:	1,955.05	4,083.01
Expenditures:		-
Total Expenditures:	-	-
Ending Fund Balance	12,045.80	16,128.81

* Fees Calculated and Collected According to Resolution No. 01-04

Town of Paradise
Statement of Revenues, Expenditures, and Change in Fund Balances
Drainage Facilities (Fund 2551)
For Fiscal Year Ended June 30, 2013 and 2014

The Construction of flood control and storm drainage facilities is essential to the preservation of private property, public streets, curbs and other facilities. Drainage Facilities Impact fees are necessary and imposed on new development in order to build such facilities. The originally adopted Management Services Institute Development Impact Fee Report indicates that development will require the installation of additional storm drain lines and detention basins to handle increased runoff from developing areas. In January 2001 the schedule of development impact fees projects were updated and revised.

	July 1, 2012 - June 30, 2013	July 1, 2013 - June 30, 2014
Beginning Balance	571,378.44	620,138.88
Revenues:		
Impact Fees Collected: *	11,200.51	25,320.20
Interest and Other Earnings:	1,047.26	742.52
Total Revenues:	12,247.77	26,062.72
Expenditures:		
** Pearson/Recreation Signal Revised Funding	36,512.67	-
Total Expenditures:	36,512.67	-
Ending Fund Balance	620,138.88	646,201.60

* Fees Calculated and Collected According to Resolution No. 01-04

** 2011/2012 Transfers for Capital Project reversed and charged to Transportation Fund



**Town of Paradise
Council Agenda Summary
Date: December 9, 2014**

Agenda Item: 7(e)

Originated by: Lauren Gill, Town Manager
Gina S. Will, Finance Director/Town Treasurer

Subject: Town 2014/15 Operating and Capital Budget Status Update

Council Action Requested:

Approve the following budget adjustments; or,

Alternatives:

Refer the matter back to staff for further development and consideration.

Background:

The 2014/15 Operating and Capital Budget was adopted June 25, 2014. Each month staff will complete analysis of the financial transactions recorded to date and additional information received to identify the potential impact to the 2014/15 budget. Monthly a report will be brought forward to Town Council updating them on the status of the budget and recommending appropriate budget adjustments.

Discussion:

Fund 1010 – General Fund

Staff ran and analyzed a General Fund Budget Performance Report to date for the 2013/14 fiscal year and 2014/15 budget in order to review trends or significant swings in revenues and expenses. A copy of this report is attached for review. The following information was derived from this analysis:

Revenues

- With first quarter franchise fees received from Comcast and Northern Recycling, receipts are trending about \$9,423 above budget which is nearly 2% growth compared to the prior fiscal year. Total receipts for 2013/14 were \$836,738. Staff is proposing a revised budget of \$851,328 for 2014/15.
- Last month the Town received an additional \$10,952 as a one-time adjustment from the State of prior year Motor Vehicle License Fees. Staff recommends increasing the budget by this amount.

- The Town budgeted \$14,000 for expected reimbursements on POST related training for Police Officers and Dispatchers for the fiscal year. This is compared to \$13,258 actually received for 2013/14. The Town has now been notified that most of the reimbursement for training has been suspended until next fiscal year due to lack of funds. Staff recommends reducing this budget account \$10,000.
- The Town continues to receive payments from the State from lending fire equipment and personnel in support of State wide fire incidents this past summer. Last month the Town received another \$43,481 in reimbursements. This brings the total receipts for 2014/15 to \$79,324 as compared to \$24,601 for 2013/14.

Expenses:

Police Department

The Police Department is making ground in filling some open and budgeted police officer positions. Two laterals were sworn in on November 10, 2014 which leaves one officer vacancy remaining with an individual currently in “background” review. To date, salary savings has offset all additional overtime generated in order to maintain minimum staffing levels.

Also, there is currently one budgeted dispatch position vacancy. A new pool of candidates is needed to fill the position, so a written test was held November 13, 2014. These results are being reviewed and interviews will be scheduled. As it is expected to take a couple months to fill this position, it is estimated that there is salary savings in the current budget. Overtime for this division is currently holding at budgeted levels. A complete personnel cost analysis will be completed at mid-year or as soon as these remaining positions are filled.

Other Funds

A review of the Town’s other major funds did not reveal any significant trends at this time that require budget adjustment. Of course, a more complete review and report on each of these funds will be completed as part of the mid-year review process.

Conclusion:

Following are the recommended 2014/15 budget adjustments:

1010 – General Fund			
Beginning Fund Balance		1,886,088	
Revenues		9,804,312	
Recommended Adjustments			
1.	00.0000.3182.335	9,423	Franchise Fees

2014/15 Operating Budget Status Update
December 9, 2014

2.	00.0000.3356.003	10,952	Prior year Motor Vehicle in Lieu
3.	30.0000.3345.004	(10,000)	POST Reimbursements
4.	35.0000.3345.100	43,481	Fire equipment and personnel reimbursements
Adjusted Revenues			9,858,168
Transfers In			427,483
Total Resources			10,285,651
Expenditures			10,142,359
Recommended Adjustments			
Adjusted Expenditures			10,142,359
Net Income			143,292
Projected Ending Fund Balance			2,029,380

Fiscal Impact Analysis:

These current adjustments increase the General Fund net income and increase the General Fund ending fund balance by \$53,856.



Budget Performance Report

Fiscal Year to Date 11/30/14

Exclude Rollup Account

Account	Account Description	Adopted Budget	Budget Amendments	Amended Budget	Current Month Transactions	YTD Encumbrances	YTD Transactions	Budget - YTD Transactions	% used/ Rec'd	Prior Year Total
Fund 1010 - General Fund										
REVENUE										
Department 00 - Non Department Activity										
Program 0000 - Non Program Activity										
3110.311	Property Tax Current Secured	4,142,843.00	.00	4,142,843.00	.00	.00	.00	4,142,843.00	0	4,043,451.68
3110.312	Property Tax Current Unsecured	220,432.00	.00	220,432.00	.00	.00	205,427.27	15,004.73	93	223,034.44
3110.315	Property Tax Prior Secured/Unsecured	7,344.00	.00	7,344.00	.00	.00	1,924.76	5,419.24	26	7,620.11
3110.320	Property Tax General Supplemental	19,380.00	.00	19,380.00	.00	.00	3,550.45	15,829.55	18	36,281.14
3130.325	General Sales and Use Tax Sales and Use Tax	1,814,118.00	(8,771.00)	1,805,347.00	120,900.00	.00	338,639.15	1,466,707.85	19	1,758,211.29
3167.330	Real Property Transfer Tax Real Property Transfer Tax	61,974.00	.00	61,974.00	5,666.59	.00	21,370.91	40,603.09	34	68,913.95
3182.335	Franchise Taxes Franchise Taxes	841,905.00	.00	841,905.00	84,487.24	.00	147,230.57	694,674.43	17	836,738.33
3185.340	Transient Occupancy Tax Transient Occupancy Tax	173,125.00	9,828.00	182,953.00	.00	.00	51,394.23	131,558.77	28	185,351.61
3210.110	Business Licenses and Permits Business Regulation	3,000.00	.00	3,000.00	.00	.00	1,587.21	1,412.79	53	3,721.57
3210.120	Business Licenses and Permits Bingo Regulation	132.00	.00	132.00	.00	.00	.00	132.00	0	132.00
3215.100	DOJ/FBI Fees Fingerprinting/Processing	.00	.00	.00	559.28	.00	192.28	(192.28)	+++	.00
3345.100	State Revenues - Other Refunds & Reimbursements	.00	.00	.00	.00	.00	2,807.00	(2,807.00)	+++	237.00
3345.200	State Revenues - Other Miscellaneous	24,000.00	.00	24,000.00	.00	.00	.00	24,000.00	0	31,110.50
3351.001	Property Tax Homeowners Apportionment	69,109.00	.00	69,109.00	.00	.00	.00	69,109.00	0	69,108.86
3356.001	State Motor Vehicle In Lieu Motor Vehicle In Lieu Tax	1,970,371.00	159,969.00	2,130,340.00	.00	.00	160,087.55	1,970,252.45	8	1,922,349.56
3356.003	State Motor Vehicle In Lieu Section 11001.5 Prior Year	.00	.00	.00	10,952.07	.00	10,952.07	(10,952.07)	+++	.00
3410.101	Administrative Services General Administrative Fees	15.00	.00	15.00	3.93	.00	21.73	(6.73)	145	42.94
3410.104	Administrative Services Returned Check Processing	200.00	.00	200.00	.00	.00	102.28	97.72	51	178.99
3410.107	Administrative Services Electronic Audio Reproduction	.00	.00	.00	.00	.00	14.86	(14.86)	+++	.00
3410.112	Administrative Services Printed Material	250.00	.00	250.00	170.50	.00	365.50	(115.50)	146	268.02
3410.113	Production/Sale Administrative Services Document Copying	250.00	.00	250.00	.00	.00	268.00	(18.00)	107	253.50
3410.114	Administrative Services Document Certification	250.00	.00	250.00	20.00	.00	110.00	140.00	44	400.00
3410.115	Administrative Services Research on Request/Dept Records	100.00	.00	100.00	.00	.00	.00	100.00	0	1.37
3410.150	Administrative Services Late Fees	.00	.00	.00	.00	.00	8.61	(8.61)	+++	.00
3610.100	Interest Revenue Investments	4,500.00	.00	4,500.00	.00	.00	37.72	4,462.28	1	6,015.56
3610.150	Interest Revenue Interfund Loans	.00	.00	.00	.00	.00	.00	.00	+++	3,700.26
3610.200	Interest Revenue Miscellaneous	.00	.00	.00	.00	.00	.00	.00	+++	27.50
3630.200	Rents and Royalties Billboard Rents and Leases	440.00	.00	440.00	.00	.00	.00	440.00	0	440.00
3901.100	Refunds & Reimbursements Miscellaneous	5,000.00	.00	5,000.00	3.05	.00	9.06	4,990.94	0	27,643.05
3902.100	Miscellaneous Revenue General	2,000.00	.00	2,000.00	.00	.00	83.35	1,916.65	4	98,246.99
3902.110	Miscellaneous Revenue Cash Over and Short	.00	.00	.00	.00	.00	.00	.00	+++	99.01
3910.030	Transfers In From Development Services Fund	144,351.00	.00	144,351.00	.00	.00	23,139.00	121,212.00	16	130,809.00
3910.070	Transfers In From Animal Control	28,726.00	.00	28,726.00	.00	.00	6,233.00	22,493.00	22	34,087.00
3910.120	Transfers In From State Gas Tax Fund	168,497.00	.00	168,497.00	.00	.00	29,003.00	139,494.00	17	163,756.00
3910.140	Transfers In From Traffic Safety Fund	30,000.00	.00	30,000.00	.00	.00	7,500.00	22,500.00	25	30,000.00
3910.160	Transfers In From BHS Development Svcs Fund	31,403.00	.00	31,403.00	.00	.00	7,095.00	24,308.00	23	21.00



Budget Performance Report

Fiscal Year to Date 11/30/14

Exclude Rollup Account

Account	Account Description	Adopted Budget	Budget Amendments	Amended Budget	Current Month Transactions	YTD Encumbrances	YTD Transactions	Budget - YTD Transactions	% used/ Rec'd	Prior Year Total
Fund 1010 - General Fund										
REVENUE										
Department 00 - Non Department Activity										
Program 0000 - Non Program Activity										
3910.215	Transfers In From Aband Vehicle Abate Fund	6,500.00	.00	6,500.00	.00	.00	.00	6,500.00	0	4,443.77
3910.628	Transfers In From Gen Plan Fee	.00	.00	.00	.00	.00	.00	.00	+++	34,395.34
3910.650	Transfers In From Successor Agency to RDA NH	13,200.00	.00	13,200.00	.00	.00	2,697.00	10,503.00	20	.00
3910.900	Transfers In From Transit Fund	4,806.00	.00	4,806.00	.00	.00	687.00	4,119.00	14	4,570.00
3910.970	Transfers In From Self Insurance Trust Fund	.00	.00	.00	.00	.00	.00	.00	+++	41,119.00
Program 0000 - Non Program Activity Totals		\$9,788,221.00	\$161,026.00	\$9,949,247.00	\$222,762.66	\$0.00	\$1,022,538.56	\$8,926,708.44	10%	\$9,796,380.34
Department 00 - Non Department Activity Totals		\$9,788,221.00	\$161,026.00	\$9,949,247.00	\$222,762.66	\$0.00	\$1,022,538.56	\$8,926,708.44	10%	\$9,796,380.34
Department 25 - Finance										
Program 5005 - Rental Properties										
3901.100	Refunds & Reimbursements Miscellaneous	2,100.00	.00	2,100.00	161.70	.00	770.34	1,329.66	37	2,170.13
Program 5005 - Rental Properties Totals		\$2,100.00	\$0.00	\$2,100.00	\$161.70	\$0.00	\$770.34	\$1,329.66	37%	\$2,170.13
Department 25 - Finance Totals		\$2,100.00	\$0.00	\$2,100.00	\$161.70	\$0.00	\$770.34	\$1,329.66	37%	\$2,170.13
Department 30 - Police										
Program 0000 - Non Program Activity										
3320.100	Federal Revenue - Other Refunds and Reimbursements	500.00	.00	500.00	.00	.00	2,853.96	(2,353.96)	571	429.98
3345.004	State Revenues - Other POST Reimbursements	14,000.00	.00	14,000.00	.00	.00	700.32	13,299.68	5	13,257.98
3345.100	State Revenues - Other Refunds & Reimbursements	12,000.00	11,402.00	23,402.00	.00	.00	23,402.00	.00	100	12,128.24
3380.100	Local Government Revenue Fines and Forfeitures	22,000.00	.00	22,000.00	1,530.42	.00	4,389.21	17,610.79	20	24,893.32
3410.150	Administrative Services Late Fees	.00	.00	.00	.00	.00	665.92	(665.92)	+++	43.14
3421.100	Police Vehicle Repossession	150.00	.00	150.00	21.00	.00	84.00	66.00	56	231.00
3421.103	Police Weapons Storage Fee	300.00	.00	300.00	.00	.00	.00	300.00	0	282.18
3421.105	Police Cite Sign Off / VIN Verification	1,200.00	.00	1,200.00	81.40	.00	366.30	833.70	31	1,302.40
3421.110	Police DUI Accident & Arrest Processing	5,000.00	.00	5,000.00	40.00	.00	1,194.84	3,805.16	24	2,348.10
3421.111	Police Vehicle Impound Fee	1,200.00	.00	1,200.00	.00	.00	448.00	752.00	37	1,456.00
3421.115	Police Police Report (Copy)	7,000.00	.00	7,000.00	521.62	.00	2,999.31	4,000.69	43	7,151.79
3421.120	Police Fingerprint Processing	6,000.00	.00	6,000.00	418.00	.00	2,707.00	3,293.00	45	6,111.28
3421.122	Police Visa/Clearance Letter	64.00	.00	64.00	16.07	.00	32.14	31.86	50	64.28
3421.128	Police Statutory Registration	700.00	.00	700.00	30.00	.00	210.00	490.00	30	750.00
3421.130	Police Reproduce/Sale of Tapes & Photos	150.00	.00	150.00	16.07	.00	103.05	46.95	69	167.33
3421.140	Police Alarm System Registration	500.00	.00	500.00	.00	.00	1,387.39	(887.39)	277	1,027.97
3421.141	Police False Alarm Response	2,200.00	.00	2,200.00	.00	.00	398.24	1,801.76	18	1,899.55
3421.180	Police Special Services	3,500.00	.00	3,500.00	.00	.00	275.00	3,225.00	8	3,495.24
3421.185	Police Bicycle License	.00	.00	.00	.00	.00	.00	.00	+++	7.50
3421.187	Police Subpoena Duces Tecum	30.00	.00	30.00	30.00	.00	335.00	(305.00)	1117	60.00
3421.235	Police Deer Validation	36.00	.00	36.00	.00	.00	.00	36.00	0	36.00
3901.100	Refunds & Reimbursements Miscellaneous	3,000.00	.00	3,000.00	.00	.00	14.85	2,985.15	0	842.47



Budget Performance Report

Fiscal Year to Date 11/30/14

Exclude Rollup Account

Account	Account Description	Adopted Budget	Budget Amendments	Amended Budget	Current Month Transactions	YTD Encumbrances	YTD Transactions	Budget - YTD Transactions	% used/ Rec'd	Prior Year Total
Fund 1010 - General Fund										
REVENUE										
Department 30 - Police										
Program 0000 - Non Program Activity										
3901.140	Refunds & Reimbursements Negligence Cost Recovery Fees	200.00	.00	200.00	.00	.00	.00	200.00	0	610.33
3902.100	Miscellaneous Revenue General	50.00	.00	50.00	18.00	.00	46.00	4.00	92	1,404.40
Program 0000 - Non Program Activity Totals		\$79,780.00	\$11,402.00	\$91,182.00	\$2,722.58	\$0.00	\$42,612.53	\$48,569.47	47%	\$80,000.48
Department 30 - Police Totals		\$79,780.00	\$11,402.00	\$91,182.00	\$2,722.58	\$0.00	\$42,612.53	\$48,569.47	47%	\$80,000.48
Department 35 - Fire										
Program 0000 - Non Program Activity										
3345.100	State Revenues - Other Refunds & Reimbursements	20,000.00	15,843.00	35,843.00	43,480.77	.00	79,323.77	(43,480.77)	221	24,601.00
3380.103	Local Government Revenue Fines and Citations Fire	.00	.00	.00	.00	.00	.00	.00	+++	100.00
3410.150	Administrative Services Late Fees	20.00	.00	20.00	.00	.00	.00	20.00	0	13.60
3422.303	Fire Out Of Hours Burning Response	500.00	.00	500.00	.00	.00	.00	500.00	0	373.12
3422.304	Fire Fuel Reduction Burn Permit	500.00	.00	500.00	24.00	.00	24.00	476.00	5	476.00
3422.310	Fire Report Copying	40.00	.00	40.00	.00	.00	.00	40.00	0	39.00
3422.315	Fire Residential Burning Regulation	8,000.00	.00	8,000.00	704.00	.00	726.00	7,274.00	9	6,028.00
3422.330	Fire Campfire/Special Activity Permit	22.00	.00	22.00	.00	.00	.00	22.00	0	22.00
3422.335	Fire Land Clearing Fire Regulation	75.00	.00	75.00	.00	.00	.00	75.00	0	75.00
3650.100	Donations Private Sources	.00	.00	.00	.00	.00	1,500.00	(1,500.00)	+++	.00
3901.100	Refunds & Reimbursements Miscellaneous	500.00	.00	500.00	.00	.00	76.68	423.32	15	493.34
3901.140	Refunds & Reimbursements Negligence Cost Recovery Fees	.00	.00	.00	.00	.00	.00	.00	+++	303.00
3902.100	Miscellaneous Revenue General	.00	.00	.00	.00	.00	.00	.00	+++	(.64)
Program 0000 - Non Program Activity Totals		\$29,657.00	\$15,843.00	\$45,500.00	\$44,208.77	\$0.00	\$81,650.45	(\$36,150.45)	179%	\$32,523.42
Department 35 - Fire Totals		\$29,657.00	\$15,843.00	\$45,500.00	\$44,208.77	\$0.00	\$81,650.45	(\$36,150.45)	179%	\$32,523.42
Department 40 - Community Development										
Program 4720 - CDD Planning										
3380.101	Local Government Revenue Fines and Citations Comm Develop	18,000.00	7,000.00	25,000.00	.00	.00	6,985.00	18,015.00	28	17,429.12
3400.101	CDD Planning Appeals Review	.00	.00	.00	.00	.00	(79.90)	79.90	+++	168.36
3400.104	CDD Planning Tentative Parcel Map	1,750.00	.00	1,750.00	1,754.50	.00	1,754.50	(4.50)	100	.00
3400.109	CDD Planning Street Address Change Review	130.00	.00	130.00	.00	.00	67.56	62.44	52	202.66
3400.111	CDD Planning Landscape Plan	500.00	.00	500.00	.00	.00	.00	500.00	0	697.20
3400.123	CDD Planning Tree Pres/Protect Plan Review	80.00	.00	80.00	.00	.00	.00	80.00	0	160.39
3400.130	CDD Planning General Plan Amend and Rezoning	2,000.00	.00	2,000.00	.00	.00	.00	2,000.00	0	.00
3400.139	CDD Planning Research on Request	160.00	.00	160.00	80.20	.00	160.40	(.40)	100	237.89
3400.140	CDD Planning Comm Zoning Interpretation	.00	.00	.00	.00	.00	.00	.00	+++	294.42
3400.170	CDD Planning Use Permit Class A	600.00	.00	600.00	.00	.00	.00	600.00	0	.00
3400.171	CDD Planning Use Permit Class B	1,000.00	.00	1,000.00	.00	.00	.00	1,000.00	0	.00
3400.173	CDD Planning Temporary Use Permit	450.00	.00	450.00	.00	.00	79.63	370.37	18	3.52



Budget Performance Report

Fiscal Year to Date 11/30/14

Exclude Rollup Account

Account	Account Description	Adopted Budget	Budget Amendments	Amended Budget	Current Month Transactions	YTD Encumbrances	YTD Transactions	Budget - YTD Transactions	% used/ Rec'd	Prior Year Total
Fund 1010 - General Fund										
REVENUE										
Department 40 - Community Development										
Program 4720 - CDD Planning										
3400.174	CDD Planning Administrative Permit	2,500.00	.00	2,500.00	239.70	.00	719.10	1,780.90	29	2,692.07
3400.176	CDD Planning Home Occupation Permit	1,500.00	.00	1,500.00	217.77	.00	653.31	846.69	44	2,172.16
3400.177	CDD Planning Site Plan/Use Permit Mod Class A	.00	.00	.00	.00	.00	319.00	(319.00)	+++	290.00
3400.184	CDD Planning Site Plan Review Class A	560.00	.00	560.00	.00	.00	.00	560.00	0	860.70
3400.185	CDD Planning Site Plan Review Class B	860.00	.00	860.00	.00	.00	.00	860.00	0	.00
3400.186	CDD Planning Site Plan Review Class C	.00	.00	.00	.00	.00	.00	.00	+++	860.71
3400.190	CDD Planning Admin Variance-Noise Ordinance	.00	.00	.00	.00	.00	533.16	(533.16)	+++	.00
3400.200	CDD Planning Tree Felling Permit	19,000.00	.00	19,000.00	1,349.22	.00	6,746.10	12,253.90	36	20,332.99
3400.307	CDD Planning Design Review Application	1,250.00	.00	1,250.00	.00	.00	918.38	331.62	73	1,301.04
3901.100	Refunds & Reimbursements Miscellaneous	.00	.00	.00	.00	.00	.00	.00	+++	749.77
Program 4720 - CDD Planning Totals		\$50,340.00	\$7,000.00	\$57,340.00	\$3,641.39	\$0.00	\$18,856.24	\$38,483.76	33%	\$49,113.00
Program 4780 - CDD - Waste Management										
3182.335	Franchise Taxes Franchise Taxes	37,426.00	.00	37,426.00	.00	.00	9,375.44	28,050.56	25	36,803.35
3340.400	State Funding - Grants Waste Mgmt	.00	.00	.00	.00	.00	.00	.00	+++	179.00
3345.200	State Revenues - Other Miscellaneous	.00	.00	.00	.00	.00	7,121.00	(7,121.00)	+++	27.00
3380.104	Local Government Revenue Fines and Citations Waste Mgmt	9,500.00	.00	9,500.00	125.00	.00	1,000.00	8,500.00	11	7,727.89
Program 4780 - CDD - Waste Management Totals		\$46,926.00	\$0.00	\$46,926.00	\$125.00	\$0.00	\$17,496.44	\$29,429.56	37%	\$44,737.24
Department 40 - Community Development Totals		\$97,266.00	\$7,000.00	\$104,266.00	\$3,766.39	\$0.00	\$36,352.68	\$67,913.32	35%	\$93,850.24
Department 45 - Public Works										
Program 4740 - Public Works - Engineering										
3402.201	PW Engineering Final Parcel Map	1,000.00	.00	1,000.00	.00	.00	.00	1,000.00	0	.00
3402.202	PW Engineering Final Subdivision Map Review	.00	.00	.00	.00	.00	.00	.00	+++	220.00
3402.220	PW Engineering Land Divisn/Pvt Develop Projects	10,490.00	.00	10,490.00	.00	.00	.00	10,490.00	0	24,142.22
3402.222	PW Engineering Improvement Agreement Review	260.00	.00	260.00	.00	.00	.00	260.00	0	351.72
3402.223	PW Engineering Engineering Site Plan	350.00	.00	350.00	.00	.00	.00	350.00	0	351.72
3402.224	PW Engineering Grading Check/Inspection	1,500.00	.00	1,500.00	.00	.00	.00	1,500.00	0	1,185.92
3402.227	PW Engineering Lot Merger Review	1,000.00	.00	1,000.00	.00	.00	351.71	648.29	35	3,111.99
3402.228	PW Engineering Lot Line Adjustment	1,000.00	.00	1,000.00	.00	.00	1,231.02	(231.02)	123	.00
3402.229	PW Engineering Cert of Compliance Review w/Hear	.00	.00	.00	.00	.00	527.58	(527.58)	+++	.00
3402.230	PW Engineering Engineer Drain Plan/Calc Review	7,000.00	.00	7,000.00	.00	.00	.00	7,000.00	0	1,318.95
3402.232	PW Engineering Erosion Control Plan Review	900.00	.00	900.00	.00	.00	.00	900.00	0	1,231.02
3402.239	PW Engineering Hourly Fee	.00	.00	.00	.00	.00	.00	.00	+++	210.00
3402.250	PW Engineering Oversized Vehicle Regulation	500.00	.00	500.00	154.00	.00	478.00	22.00	96	936.50
3402.270	PW Engineering Encroachment Permit Fees	13,000.00	.00	13,000.00	555.90	.00	8,332.34	4,667.66	64	14,457.91
Program 4740 - Public Works - Engineering Totals		\$37,000.00	\$0.00	\$37,000.00	\$709.90	\$0.00	\$10,920.65	\$26,079.35	30%	\$47,517.95



Budget Performance Report

Fiscal Year to Date 11/30/14

Exclude Rollup Account

Account	Account Description	Adopted Budget	Budget Amendments	Amended Budget	Current Month Transactions	YTD Encumbrances	YTD Transactions	Budget - YTD Transactions	% used/ Rec'd	Prior Year Total
Fund 1010 - General Fund										
REVENUE										
Department 45 - Public Works										
Program 4745 - Paradise Community Park										
3470.251	Parks & Recreation Space Rental	2,500.00	.00	2,500.00	.00	.00	330.00	2,170.00	13	3,250.00
3470.258	Parks & Recreation Miscellaneous	.00	.00	.00	.00	.00	80.00	(80.00)	+++	.00
Program 4745 - Paradise Community Park Totals		\$2,500.00	\$0.00	\$2,500.00	\$0.00	\$0.00	\$410.00	\$2,090.00	16%	\$3,250.00
Department 45 - Public Works Totals		\$39,500.00	\$0.00	\$39,500.00	\$709.90	\$0.00	\$11,330.65	\$28,169.35	29%	\$50,767.95
REVENUE TOTALS		\$10,036,524.00	\$195,271.00	\$10,231,795.00	\$274,332.00	\$0.00	\$1,195,255.21	\$9,036,539.79	12%	\$10,055,692.56
EXPENSE										
Department 00 - Non Department Activity										
Program 0000 - Non Program Activity										
5225	Bank Fees and Charges	9,000.00	.00	9,000.00	.00	.00	612.06	8,387.94	7	8,140.56
5260	Miscellaneous	5,000.00	.00	5,000.00	.00	.00	.00	5,000.00	0	.00
5280.100	Bad Debt Write Off Expense	.00	2,032.00	2,032.00	2,032.14	.00	2,032.14	(.14)	100	.00
5501	Debt Service Payment - Principal	580,547.00	.00	580,547.00	.00	.00	.00	580,547.00	0	597,611.20
5502	Debt Service Payment - Interest	309,453.00	.00	309,453.00	.00	.00	.00	309,453.00	0	267,388.80
5502.150	Debt Service Payment - Interest Interfund Loans	971.00	.00	971.00	.00	.00	.00	971.00	0	3,151.99
5502.201	Debt Service Payment - Interest Tax Anticipation Notes	25,313.00	.00	25,313.00	.00	.00	.00	25,313.00	0	25,133.33
5510.201	Bond Payments - Issuance Costs Tax Anticipation Notes	8,150.00	.00	8,150.00	.00	.00	7,700.00	450.00	94	8,150.00
Program 0000 - Non Program Activity Totals		\$938,434.00	\$2,032.00	\$940,466.00	\$2,032.14	\$0.00	\$10,344.20	\$930,121.80	1%	\$909,575.88
Department 00 - Non Department Activity Totals		\$938,434.00	\$2,032.00	\$940,466.00	\$2,032.14	\$0.00	\$10,344.20	\$930,121.80	1%	\$909,575.88
Department 10 - Legislative										
Program 4000 - Town Council										
5101	Salaries - Permanent	18,000.00	.00	18,000.00	1,470.00	.00	7,350.00	10,650.00	41	17,640.00
5107	Car Allowance/Mileage	5,400.00	.00	5,400.00	450.00	.00	2,250.00	3,150.00	42	5,400.00
5111	Medicare	339.00	.00	339.00	28.30	.00	141.40	197.60	42	339.31
5112.102	Retirement Contribution Social Security	1,451.00	.00	1,451.00	120.90	.00	604.50	846.50	42	1,450.80
5113	Worker's Compensation	169.00	.00	169.00	.00	.00	84.02	84.98	50	198.02
5202.100	Operating Supplies General	150.00	.00	150.00	.00	.00	7.52	142.48	5	178.25
5219.100	Printing General	100.00	.00	100.00	.00	.00	.00	100.00	0	45.90
5220.100	Employee Development General	10,915.00	.00	10,915.00	.00	.00	750.00	10,165.00	7	11,639.00
5304	Furniture & Equipment	.00	.00	.00	.00	.00	932.01	(932.01)	+++	.00
Program 4000 - Town Council Totals		\$36,524.00	\$0.00	\$36,524.00	\$2,069.20	\$0.00	\$12,119.45	\$24,404.55	33%	\$36,891.28
Department 10 - Legislative Totals		\$36,524.00	\$0.00	\$36,524.00	\$2,069.20	\$0.00	\$12,119.45	\$24,404.55	33%	\$36,891.28
Department 15 - Town Clerk										
Program 4100 - Town Clerk										
5101	Salaries - Permanent	169,033.00	.00	169,033.00	12,984.37	.00	64,190.71	104,842.29	38	160,972.18
5103.102	Differential Pay Out of Class	.00	.00	.00	.00	.00	.00	.00	+++	107.99
5106.100	Incentives & Admin Leave Administrative Leave	8,635.00	.00	8,635.00	.00	.00	.00	8,635.00	0	\$7.52



Budget Performance Report

Fiscal Year to Date 11/30/14

Exclude Rollup Account

Account	Account Description	Adopted Budget	Budget Amendments	Amended Budget	Current Month Transactions	YTD Encumbrances	YTD Transactions	Budget - YTD Transactions	% used/ Rec'd	Prior Year Total
Fund 1010 - General Fund										
EXPENSE										
Department 15 - Town Clerk										
Program 4100 - Town Clerk										
5106.200	Incentives & Admin Leave Gym Reimbursement	.00	.00	.00	.00	.00	.00	.00	+++	90.00
5107	Car Allowance/Mileage	2,381.00	.00	2,381.00	198.00	.00	991.00	1,390.00	42	2,400.00
5111	Medicare	2,611.00	.00	2,611.00	188.01	.00	929.48	1,681.52	36	2,406.20
5112.101	Retirement Contribution PERS	21,283.00	.00	21,283.00	1,634.82	.00	8,089.56	13,193.44	38	18,556.45
5113	Worker's Compensation	1,587.00	.00	1,587.00	.00	.00	788.94	798.06	50	1,766.36
5114.101	Health Insurance Medical	18,141.00	.00	18,141.00	1,296.86	.00	6,486.75	11,654.25	36	15,616.21
5114.102	Health Insurance Dental	.00	.00	.00	167.60	.00	838.46	(838.46)	+++	1,962.28
5114.103	Health Insurance Vision	.00	.00	.00	24.40	.00	122.07	(122.07)	+++	291.48
5115	Unemployment Compensation	.00	.00	.00	82.99	.00	454.71	(454.71)	+++	.00
5116.101	Life and Disability Insurance Life & Disab.	1,682.00	.00	1,682.00	47.22	.00	236.25	1,445.75	14	570.00
5116.102	Life and Disability Insurance Long Term/Short Term Disability	.00	.00	.00	115.68	.00	498.24	(498.24)	+++	1,035.25
5119.100	Retiree Costs Medical Insurance	19,337.00	.00	19,337.00	.00	.00	6,425.52	12,911.48	33	20,138.71
5201.100	Office Supplies General	175.00	.00	175.00	61.46	.00	101.60	73.40	58	65.87
5202.100	Operating Supplies General	150.00	.00	150.00	.00	.00	.00	150.00	0	72.84
5204	Subscriptions and Code Books	60.00	.00	60.00	.00	.00	79.27	(19.27)	132	112.89
5210.100	Postage General	175.00	.00	175.00	.00	.00	18.46	156.54	11	145.91
5213.100	Professional/Contract Services General	10,535.00	.00	10,535.00	1,736.30	.00	5,091.75	5,443.25	48	10,382.78
5218.100	Advertising General	2,900.00	.00	2,900.00	.00	.00	1,595.06	1,304.94	55	3,900.70
5221	Election-County Services	25,000.00	.00	25,000.00	579.06	.00	898.05	24,101.95	4	.00
5501	Debt Service Payment - Principal	.00	.00	.00	.00	.00	.00	.00	+++	193.65
Program 4100 - Town Clerk Totals		\$283,685.00	\$0.00	\$283,685.00	\$19,116.77	\$0.00	\$97,835.88	\$185,849.12	34%	\$249,045.27
Department 15 - Town Clerk Totals		\$283,685.00	\$0.00	\$283,685.00	\$19,116.77	\$0.00	\$97,835.88	\$185,849.12	34%	\$249,045.27
Department 20 - Administrative Services										
Program 4200 - Town Manager										
5101	Salaries - Permanent	96,065.00	.00	96,065.00	7,060.38	.00	34,815.77	61,249.23	36	86,585.50
5102	Salaries - Temporary	.00	.00	.00	.00	.00	.00	.00	+++	44.96
5106.100	Incentives & Admin Leave Administrative Leave	4,736.00	.00	4,736.00	.00	.00	.00	4,736.00	0	4,336.02
5107	Car Allowance/Mileage	1,545.00	.00	1,545.00	128.00	.00	641.00	904.00	41	1,502.00
5111	Medicare	203.00	.00	203.00	13.12	.00	62.86	140.14	31	147.07
5112.101	Retirement Contribution PERS	11,209.00	.00	11,209.00	820.18	.00	4,054.77	7,154.23	36	9,418.51
5113	Worker's Compensation	902.00	.00	902.00	.00	.00	448.40	453.60	50	976.20
5114.101	Health Insurance Medical	9,088.00	.00	9,088.00	672.26	.00	3,363.96	5,724.04	37	7,752.40
5114.102	Health Insurance Dental	.00	.00	.00	77.74	.00	388.94	(388.94)	+++	851.60
5114.103	Health Insurance Vision	.00	.00	.00	3.10	.00	15.52	(15.52)	+++	35.93
5115	Unemployment Compensation	.00	.00	.00	43.58	.00	238.57	(238.57)	+++	.00
5116.101	Life and Disability Insurance Life & Disab.	759.00	.00	759.00	24.90	.00	124.64	634.36	16	83.91



Budget Performance Report

Fiscal Year to Date 11/30/14

Exclude Rollup Account

Account	Account Description	Adopted Budget	Budget Amendments	Amended Budget	Current Month Transactions	YTD Encumbrances	YTD Transactions	Budget - YTD Transactions	% used/ Rec'd	Prior Year Total
Fund 1010 - General Fund										
EXPENSE										
Department 20 - Administrative Services										
Program 4200 - Town Manager										
5116.102	Life and Disability Insurance Long Term/Short Term Disability	.00	.00	.00	62.88	.00	311.59	(311.59)	+++	605.60
5119.100	Retiree Costs Medical Insurance	39,401.00	.00	39,401.00	53.77	.00	13,146.21	26,254.79	33	38,845.85
5122	Accrual Bank Payoff	.00	.00	.00	.00	.00	.00	.00	+++	277.73
5201.100	Office Supplies General	100.00	.00	100.00	.00	.00	.00	100.00	0	81.02
5202.100	Operating Supplies General	100.00	.00	100.00	.00	.00	.00	100.00	0	46.72
5210.100	Postage General	20.00	.00	20.00	.00	.00	.00	20.00	0	13.25
5213.100	Professional/Contract Services General	.00	.00	.00	.00	.00	.00	.00	+++	77.00
5501	Debt Service Payment - Principal	.00	.00	.00	.00	.00	.00	.00	+++	193.65
Program 4200 - Town Manager Totals		\$164,128.00	\$0.00	\$164,128.00	\$8,959.91	\$0.00	\$57,612.23	\$106,515.77	35%	\$152,074.92
Program 4201 - Central Services										
5101	Salaries - Permanent	120,571.00	.00	120,571.00	9,184.63	.00	45,475.10	75,095.90	38	117,522.26
5106.100	Incentives & Admin Leave Administrative Leave	3,764.00	.00	3,764.00	.00	.00	.00	3,764.00	0	3,573.68
5111	Medicare	1,803.00	.00	1,803.00	134.78	.00	659.32	1,143.68	37	1,814.66
5112.101	Retirement Contribution PERS	13,177.00	.00	13,177.00	1,007.95	.00	4,989.13	8,187.87	38	12,682.11
5113	Worker's Compensation	1,132.00	.00	1,132.00	.00	.00	562.76	569.24	50	1,272.23
5114.101	Health Insurance Medical	19,176.00	.00	19,176.00	1,448.62	.00	7,243.28	11,932.72	38	14,340.20
5114.102	Health Insurance Dental	.00	.00	.00	132.28	.00	661.53	(661.53)	+++	1,399.29
5114.103	Health Insurance Vision	.00	.00	.00	12.80	.00	64.00	(64.00)	+++	106.90
5115	Unemployment Compensation	.00	.00	.00	59.47	.00	321.76	(321.76)	+++	.00
5116.101	Life and Disability Insurance Life & Disab.	1,284.00	.00	1,284.00	36.10	.00	180.50	1,103.50	14	433.42
5116.102	Life and Disability Insurance Long Term/Short Term Disability	.00	.00	.00	81.82	.00	357.72	(357.72)	+++	754.15
5122	Accrual Bank Payoff	.00	.00	.00	.00	.00	.00	.00	+++	2,165.65
5199.199	Other Fund Support IT-Serv from Tech Fee	(58,000.00)	.00	(58,000.00)	.00	.00	(14,503.00)	(43,497.00)	25	(58,000.00)
5201.100	Office Supplies General	.00	.00	.00	.00	26.82	.00	(26.82)	+++	2,663.07
5202.100	Operating Supplies General	15,045.00	.00	15,045.00	327.23	.00	10,946.25	4,098.75	73	20,183.83
5203.100	Repairs and Maint Supplies General	800.00	.00	800.00	88.75	.00	1,133.70	(333.70)	142	1,796.19
5209.101	Auto Fuel Expense Town Vehicles	350.00	.00	350.00	.00	.00	39.61	310.39	11	316.40
5209.105	Auto Fuel Expense Employee Personal Vehicle Use	.00	.00	.00	.00	.00	112.00	(112.00)	+++	.00
5210.100	Postage General	50.00	.00	50.00	.00	.00	.00	50.00	0	.00
5211.135	Utilities Water and Sewer	720.00	.00	720.00	.00	.00	238.34	481.66	33	705.21
5211.137	Utilities Electric and Gas	22,200.00	.00	22,200.00	.00	.00	9,028.23	13,171.77	41	21,444.17
5212.100	Insurance General	205,165.00	.00	205,165.00	.00	.00	198,446.00	6,719.00	97	220,344.62
5213.100	Professional/Contract Services General	49,150.00	.00	49,150.00	12,200.00	.00	17,277.62	31,872.38	35	43,726.78
5214.100	Repair and Maint Service General	65,958.00	.00	65,958.00	385.04	.00	51,820.37	14,137.63	79	63,030.19
5215.100	Rents and Leases Miscellaneous	1,419.00	.00	1,419.00	.00	.00	956.36	462.64	67	1,762.50
5215.106	Rents and Leases Copiers	5,134.00	.00	5,134.00	427.85	.00	2,139.25	2,994.75	42	4,400.00



Budget Performance Report

Fiscal Year to Date 11/30/14

Exclude Rollup Account

Account	Account Description	Adopted Budget	Budget Amendments	Amended Budget	Current Month Transactions	YTD Encumbrances	YTD Transactions	Budget - YTD Transactions	% used/ Rec'd	Prior Year Total
Fund 1010 - General Fund										
EXPENSE										
Department 20 - Administrative Services										
Program 4201 - Central Services										
5216.100	Communications General Services	34,311.00	.00	34,311.00	982.66	.00	11,039.65	23,271.35	32	33,820.05
5218.100	Advertising General	100.00	.00	100.00	.00	.00	70.54	29.46	71	86.06
5219.100	Printing General	500.00	.00	500.00	.00	.00	669.73	(169.73)	134	685.86
5220.100	Employee Development General	.00	.00	.00	.00	.00	.00	.00	+++	272.61
5225	Bank Fees and Charges	100.00	.00	100.00	.00	.00	.00	100.00	0	100.00
5260	Miscellaneous	25,120.00	.00	25,120.00	.00	.00	24,560.68	559.32	98	25,526.26
5303	Improvements	2,000.00	.00	2,000.00	.00	.00	.00	2,000.00	0	.00
5304	Furniture & Equipment	.00	.00	.00	.00	.00	.00	.00	+++	11,187.21
5500	Bond Payments - Fiscal Agent	2,500.00	.00	2,500.00	.00	.00	1,862.81	637.19	75	2,500.00
5501	Debt Service Payment - Principal	14,072.00	.00	14,072.00	.00	.00	.00	14,072.00	0	10,241.91
Program 4201 - Central Services Totals		\$547,601.00	\$0.00	\$547,601.00	\$26,509.98	\$26.82	\$376,353.24	\$171,220.94	69%	\$563,591.67
Program 4203 - HR and Risk Management										
5101	Salaries - Permanent	51,667.00	.00	51,667.00	3,847.68	.00	18,997.92	32,669.08	37	43,224.68
5106.100	Incentives & Admin Leave Administrative Leave	2,469.00	.00	2,469.00	.00	.00	.00	2,469.00	0	1,407.32
5111	Medicare	785.00	.00	785.00	48.33	.00	238.18	546.82	30	580.26
5112.101	Retirement Contribution PERS	6,505.00	.00	6,505.00	484.46	.00	2,394.54	4,110.46	37	4,981.34
5113	Worker's Compensation	485.00	.00	485.00	.00	.00	241.12	243.88	50	398.08
5114.101	Health Insurance Medical	15,523.00	.00	15,523.00	1,127.70	.00	5,638.50	9,884.50	36	13,532.43
5114.102	Health Insurance Dental	.00	.00	.00	146.98	.00	734.90	(734.90)	+++	1,712.22
5114.103	Health Insurance Vision	.00	.00	.00	14.22	.00	71.10	(71.10)	+++	168.96
5115	Unemployment Compensation	.00	.00	.00	21.34	.00	118.37	(118.37)	+++	.00
5116.101	Life and Disability Insurance Life & Disab.	660.00	.00	660.00	19.00	.00	95.00	565.00	14	228.00
5116.102	Life and Disability Insurance Long Term/Short Term Disability	.00	.00	.00	34.28	.00	171.27	(171.27)	+++	330.41
5119.120	Retiree Costs PERS 1959 Survivor Benefits	2,100.00	.00	2,100.00	.00	.00	.00	2,100.00	0	2,097.60
5201.100	Office Supplies General	10.00	.00	10.00	.00	.00	.00	10.00	0	5.91
5202.100	Operating Supplies General	345.00	.00	345.00	.00	.00	.00	345.00	0	237.66
5210.100	Postage General	50.00	.00	50.00	.00	.00	2.37	47.63	5	17.56
5213.100	Professional/Contract Services General	1,900.00	.00	1,900.00	.00	.00	463.32	1,436.68	24	1,874.34
5223.105	Meals and Refreshments Emergencies and Meetings	.00	.00	.00	.00	.00	41.13	(41.13)	+++	.00
Program 4203 - HR and Risk Management Totals		\$82,499.00	\$0.00	\$82,499.00	\$5,743.99	\$0.00	\$29,207.72	\$53,291.28	35%	\$70,796.77
Program 4300 - Legal Services										
5210.100	Postage General	10.00	.00	10.00	.00	.00	1.47	8.53	15	28.90
5213.100	Professional/Contract Services General	180,600.00	.00	180,600.00	.00	.00	58,004.00	122,596.00	32	168,185.81
Program 4300 - Legal Services Totals		\$180,610.00	\$0.00	\$180,610.00	\$0.00	\$0.00	\$58,005.47	\$122,604.53	32%	\$168,214.71
Department 20 - Administrative Services Totals		\$974,838.00	\$0.00	\$974,838.00	\$41,213.88	\$26.82	\$521,178.66	\$453,632.52	53%	\$954,678.07



Budget Performance Report

Fiscal Year to Date 11/30/14

Exclude Rollup Account

Account	Account Description	Adopted Budget	Budget Amendments	Amended Budget	Current Month Transactions	YTD Encumbrances	YTD Transactions	Budget - YTD Transactions	% used/ Rec'd	Prior Year Total
Fund 1010 - General Fund										
EXPENSE										
Department 25 - Finance										
Program 4400 - Finance										
5101	Salaries - Permanent	144,854.00	.00	144,854.00	11,115.00	.00	54,947.08	89,906.92	38	142,374.22
5106.100	Incentives & Admin Leave Administrative Leave	7,361.00	.00	7,361.00	.00	.00	.00	7,361.00	0	7,297.18
5107	Car Allowance/Mileage	2,025.00	.00	2,025.00	168.00	.00	846.00	1,179.00	42	2,160.00
5111	Medicare	2,236.00	.00	2,236.00	164.58	.00	814.06	1,421.94	36	2,189.43
5112.101	Retirement Contribution PERS	18,239.00	.00	18,239.00	1,399.37	.00	6,924.58	11,314.42	38	16,386.28
5113	Worker's Compensation	1,360.00	.00	1,360.00	.00	.00	676.08	683.92	50	1,563.32
5114.101	Health Insurance Medical	9,330.00	.00	9,330.00	724.30	.00	3,635.03	5,694.97	39	11,504.65
5114.102	Health Insurance Dental	.00	.00	.00	152.54	.00	767.54	(767.54)	+++	1,873.59
5114.103	Health Insurance Vision	.00	.00	.00	15.96	.00	80.27	(80.27)	+++	199.84
5115	Unemployment Compensation	.00	.00	.00	72.65	.00	398.62	(398.62)	+++	.00
5116.101	Life and Disability Insurance Life & Disab.	1,413.00	.00	1,413.00	39.70	.00	199.45	1,213.55	14	496.91
5116.102	Life and Disability Insurance Long Term/Short Term Disability	.00	.00	.00	99.02	.00	408.39	(408.39)	+++	897.19
5119.100	Retiree Costs Medical Insurance	16,362.00	.00	16,362.00	180.26	.00	5,621.30	10,740.70	34	12,527.79
5201.100	Office Supplies General	.00	.00	.00	.00	.00	41.12	(41.12)	+++	7.83
5202.100	Operating Supplies General	200.00	.00	200.00	.00	.00	.00	200.00	0	210.26
5203.100	Repairs and Maint Supplies General	.00	.00	.00	.00	.00	.00	.00	+++	45.29
5210.100	Postage General	1,500.00	.00	1,500.00	.00	.00	130.90	1,369.10	9	1,416.22
5213.100	Professional/Contract Services General	660.00	.00	660.00	.00	.00	225.33	434.67	34	887.52
5218.100	Advertising General	.00	.00	.00	.00	.00	.00	.00	+++	16.85
5219.100	Printing General	600.00	.00	600.00	.00	.00	.00	600.00	0	530.18
5220.100	Employee Development General	329.00	.00	329.00	.00	.00	.00	329.00	0	364.00
5501	Debt Service Payment - Principal	257.00	.00	257.00	.00	.00	.00	257.00	0	.00
Program 4400 - Finance Totals		\$206,726.00	\$0.00	\$206,726.00	\$14,131.38	\$0.00	\$75,715.75	\$131,010.25	37%	\$202,948.55
Program 5005 - Rental Properties										
5211.175	Utilities Rental Properties	2,100.00	.00	2,100.00	.00	.00	795.79	1,304.21	38	1,955.72
Program 5005 - Rental Properties Totals		\$2,100.00	\$0.00	\$2,100.00	\$0.00	\$0.00	\$795.79	\$1,304.21	38%	\$1,955.72
Department 25 - Finance Totals		\$208,826.00	\$0.00	\$208,826.00	\$14,131.38	\$0.00	\$76,511.54	\$132,314.46	37%	\$204,904.27
Department 30 - Police										
Program 4510 - Police Administration										
5101	Salaries - Permanent	285,319.00	.00	285,319.00	19,895.73	.00	120,044.32	165,274.68	42	312,092.73
5102	Salaries - Temporary	39,946.00	.00	39,946.00	.00	.00	.00	39,946.00	0	.00
5103.102	Differential Pay Out of Class	.00	.00	.00	.00	.00	166.44	(166.44)	+++	632.53
5104	Wages - PS Holiday Pay	12,396.00	.00	12,396.00	1,103.76	.00	5,530.68	6,865.32	45	13,815.54
5105	Salaries - Overtime/FLSA	.00	.00	.00	.00	.00	26.16	(26.16)	+++	.00
5106.100	Incentives & Admin Leave Administrative Leave	13,259.00	.00	13,259.00	.00	.00	.00	13,259.00	0	22,304.40
5106.101	Incentives & Admin Leave School Incentive	7,050.00	.00	7,050.00	675.00	.00	3,375.00	3,675.00	48	0.00



Budget Performance Report

Fiscal Year to Date 11/30/14

Exclude Rollup Account

Account	Account Description	Adopted Budget	Budget Amendments	Amended Budget	Current Month Transactions	YTD Encumbrances	YTD Transactions	Budget - YTD Transactions	% used/ Rec'd	Prior Year Total
Fund 1010 - General Fund										
EXPENSE										
Department 30 - Police										
Program 4510 - Police Administration										
5109.100	Allowances Uniform Allowance	1,895.00	.00	1,895.00	196.66	.00	983.30	911.70	52	2,359.92
5111	Medicare	5,576.00	.00	5,576.00	391.37	.00	1,937.47	3,638.53	35	5,162.07
5112.101	Retirement Contribution PERS	83,693.00	.00	83,693.00	7,580.42	.00	37,539.34	46,153.66	45	86,829.76
5113	Worker's Compensation	26,147.00	.00	26,147.00	.00	.00	12,998.30	13,148.70	50	49,885.92
5114.101	Health Insurance Medical	39,350.00	.00	39,350.00	3,122.88	.00	15,614.96	23,735.04	40	35,135.08
5114.102	Health Insurance Dental	.00	.00	.00	252.66	.00	1,263.30	(1,263.30)	+++	2,943.42
5114.103	Health Insurance Vision	.00	.00	.00	34.86	.00	174.30	(174.30)	+++	414.02
5115	Unemployment Compensation	.00	.00	.00	172.73	.00	1,010.32	(1,010.32)	+++	.00
5116.101	Life and Disability Insurance Life & Disab.	2,628.00	.00	2,628.00	78.86	.00	394.30	2,233.70	15	946.32
5116.102	Life and Disability Insurance Long Term/Short Term Disability	.00	.00	.00	226.50	.00	923.02	(923.02)	+++	1,890.97
5119.100	Retiree Costs Medical Insurance	52,077.00	.00	52,077.00	592.07	.00	17,919.51	34,157.49	34	52,564.95
5119.120	Retiree Costs PERS 1959 Survivor Benefits	1,200.00	.00	1,200.00	.00	.00	.00	1,200.00	0	1,104.00
5122	Accrual Bank Payoff	24,700.00	.00	24,700.00	.00	.00	.00	24,700.00	0	.00
5201.100	Office Supplies General	2,862.00	.00	2,862.00	28.57	445.00	974.65	1,442.35	50	2,431.01
5202.100	Operating Supplies General	7,176.00	.00	7,176.00	170.49	189.43	1,546.97	5,439.60	24	5,095.67
5203.100	Repairs and Maint Supplies General	2,070.00	.00	2,070.00	111.52	.00	513.32	1,556.68	25	2,051.27
5204	Subscriptions and Code Books	85.00	.00	85.00	.00	.00	84.86	.14	100	43.22
5210.100	Postage General	2,200.00	.00	2,200.00	.00	106.79	660.78	1,432.43	35	2,092.93
5211.135	Utilities Water and Sewer	800.00	.00	800.00	.00	.00	219.54	580.46	27	837.72
5211.137	Utilities Electric and Gas	25,000.00	.00	25,000.00	.00	.00	11,028.86	13,971.14	44	24,854.89
5211.139	Utilities Propane	2,100.00	.00	2,100.00	.00	.00	92.84	2,007.16	4	1,845.96
5213.100	Professional/Contract Services General	34,308.00	.00	34,308.00	.00	.00	11,003.40	23,304.60	32	26,555.42
5214.100	Repair and Maint Service General	36,454.00	.00	36,454.00	62.76	(1,358.62)	13,687.46	24,125.16	34	30,785.34
5215.100	Rents and Leases Miscellaneous	417.00	.00	417.00	.00	.00	207.72	209.28	50	614.17
5215.106	Rents and Leases Copiers	.00	.00	.00	.00	.00	.00	.00	+++	1,447.00
5216.100	Communications General Services	6,400.00	.00	6,400.00	.00	.00	1,675.08	4,724.92	26	5,606.53
5218.100	Advertising General	110.00	.00	110.00	.00	.00	.00	110.00	0	.00
5219.100	Printing General	1,700.00	.00	1,700.00	.00	.00	1,319.53	380.47	78	1,495.76
5220.100	Employee Development General	1,080.00	.00	1,080.00	.00	.00	1,239.50	(159.50)	115	692.00
5223.105	Meals and Refreshments Emergencies and Meetings	500.00	.00	500.00	34.07	28.00	302.77	169.23	66	284.56
5225	Bank Fees and Charges	1,400.00	.00	1,400.00	.00	.00	84.00	1,316.00	6	972.75
5501	Debt Service Payment - Principal	3,631.00	.00	3,631.00	302.56	.00	1,512.80	2,118.20	42	4,790.62
Program 4510 - Police Administration Totals		\$723,529.00	\$0.00	\$723,529.00	\$35,033.47	(\$589.40)	\$266,054.80	\$458,063.60	37%	\$708,678.45
Program 4520 - Police Operations										
5101	Salaries - Permanent	1,084,654.00	.00	1,084,654.00	71,897.36	.00	353,926.91	730,727.09	33	969,875.81
5102	Salaries - Temporary	.00	.00	.00	.00	.00	.00	.00	+++	7.20



Budget Performance Report

Fiscal Year to Date 11/30/14

Exclude Rollup Account

Account	Account Description	Adopted Budget	Budget Amendments	Amended Budget	Current Month Transactions	YTD Encumbrances	YTD Transactions	Budget - YTD Transactions	% used/ Rec'd	Prior Year Total
Fund 1010 - General Fund										
EXPENSE										
Department 30 - Police										
Program 4520 - Police Operations										
5103.102	Differential Pay Out of Class	.00	.00	.00	635.48	.00	1,976.53	(1,976.53)	+++	2,204.51
5103.105	Differential Pay Swing/Graveyard Shift	.00	.00	.00	2,408.47	.00	11,581.13	(11,581.13)	+++	29,729.31
5103.108	Differential Pay Canine Maintenance	.00	.00	.00	251.92	.00	1,195.56	(1,195.56)	+++	2,919.00
5104	Wages - PS Holiday Pay	52,551.00	.00	52,551.00	4,620.72	.00	20,933.11	31,617.89	40	.00
5105	Salaries - Overtime/FLSA	220,000.00	.00	220,000.00	20,676.02	.00	101,414.53	118,585.47	46	237,465.24
5106.101	Incentives & Admin Leave School Incentive	42,580.00	.00	42,580.00	3,415.85	.00	17,612.05	24,967.95	41	47,142.60
5106.103	Incentives & Admin Leave Team Pay	.00	.00	.00	429.20	.00	2,119.17	(2,119.17)	+++	5,541.43
5106.200	Incentives & Admin Leave Gym Reimbursement	1,000.00	.00	1,000.00	.00	.00	270.00	730.00	27	720.00
5106.205	Incentives & Admin Leave PS Recruitment Incentive	.00	.00	.00	6,000.00	.00	9,300.00	(9,300.00)	+++	.00
5109.100	Allowances Uniform Allowance	17,035.00	.00	17,035.00	1,326.44	.00	9,133.20	7,901.80	54	1,508.45
5111	Medicare	20,668.00	.00	20,668.00	1,500.95	.00	7,169.86	13,498.14	35	17,943.57
5112.101	Retirement Contribution PERS	299,862.00	.00	299,862.00	21,693.91	.00	108,409.13	191,452.87	36	268,165.53
5113	Worker's Compensation	104,539.00	.00	104,539.00	.00	.00	51,968.84	52,570.16	50	127,896.39
5114.101	Health Insurance Medical	271,809.00	.00	271,809.00	20,285.52	.00	98,215.89	173,593.11	36	223,092.75
5114.102	Health Insurance Dental	.00	.00	.00	2,113.02	.00	9,568.58	(9,568.58)	+++	22,885.90
5114.103	Health Insurance Vision	.00	.00	.00	205.02	.00	923.20	(923.20)	+++	2,232.18
5115	Unemployment Compensation	5,000.00	.00	5,000.00	690.63	.00	3,635.12	1,364.88	73	.00
5116.101	Life and Disability Insurance Life & Disab.	12,790.00	.00	12,790.00	323.00	.00	1,539.00	11,251.00	12	3,933.00
5116.102	Life and Disability Insurance Long Term/Short Term Disability	.00	.00	.00	644.26	.00	3,159.77	(3,159.77)	+++	7,281.80
5119.100	Retiree Costs Medical Insurance	129,644.00	.00	129,644.00	.00	.00	36,661.39	92,982.61	28	108,633.14
5122	Accrual Bank Payoff	7,557.00	.00	7,557.00	.00	.00	7,305.89	251.11	97	6,100.88
5199.130	Other Payroll Expenses Interfund Payroll Transfers	(135,724.00)	.00	(135,724.00)	.00	.00	(14,227.81)	(121,496.19)	10	(100,841.96)
5202.100	Operating Supplies General	9,350.00	.00	9,350.00	96.09	1,027.64	1,045.35	7,277.01	22	10,137.29
5204	Subscriptions and Code Books	.00	.00	.00	.00	.00	.00	.00	+++	275.74
5209.101	Auto Fuel Expense Town Vehicles	68,000.00	.00	68,000.00	.00	.00	20,692.37	47,307.63	30	66,372.79
5213.100	Professional/Contract Services General	9,900.00	.00	9,900.00	.00	.00	7,460.97	2,439.03	75	7,545.66
5216.100	Communications General Services	6,900.00	.00	6,900.00	.00	.00	2,280.60	4,619.40	33	6,841.80
5218.100	Advertising General	500.00	.00	500.00	.00	.00	36.69	463.31	7	272.13
5220.100	Employee Development General	11,150.00	.00	11,150.00	.00	4,963.05	402.39	5,784.56	48	11,024.01
5220.110	Employee Development Education Reimb MOU Program	550.00	.00	550.00	.00	.00	.00	550.00	0	1,100.00
5501	Debt Service Payment - Principal	.00	.00	.00	.00	.00	.00	.00	+++	193.30
Program 4520 - Police Operations Totals		\$2,240,315.00	\$0.00	\$2,240,315.00	\$159,213.86	\$5,990.69	\$875,709.42	\$1,358,614.89	39%	\$2,089,999.45
Program 4530 - Public Safety Communications										
5101	Salaries - Permanent	298,609.00	.00	298,609.00	19,234.26	.00	86,969.68	211,639.32	29	243,460.12
5102	Salaries - Temporary	75,158.00	.00	75,158.00	4,037.88	.00	26,967.19	48,190.81	36	63,946.26
5103.102	Differential Pay Out of Class	.00	.00	.00	183.56	.00	1,573.47	(1,573.47)	+++	86.12



Budget Performance Report

Fiscal Year to Date 11/30/14

Exclude Rollup Account

Account	Account Description	Adopted Budget	Budget Amendments	Amended Budget	Current Month Transactions	YTD Encumbrances	YTD Transactions	Budget - YTD Transactions	% used/ Rec'd	Prior Year Total
Fund 1010 - General Fund										
EXPENSE										
Department 30 - Police										
Program 4530 - Public Safety Communications										
5103.105	Differential Pay Swing/Graveyard Shift	.00	.00	.00	774.27	.00	3,170.60	(3,170.60)	+++	10,377.35
5104	Wages - PS Holiday Pay	12,576.00	.00	12,576.00	1,019.45	.00	4,603.65	7,972.35	37	.00
5105	Salaries - Overtime/FLSA	75,000.00	.00	75,000.00	3,659.73	.00	17,563.78	57,436.22	23	76,208.64
5106.101	Incentives & Admin Leave School Incentive	8,739.00	.00	8,739.00	729.12	.00	3,517.78	5,221.22	40	9,066.92
5106.200	Incentives & Admin Leave Gym Reimbursement	.00	.00	.00	.00	.00	90.00	(90.00)	+++	90.00
5106.205	Incentives & Admin Leave PS Recruitment Incentive	.00	.00	.00	.00	.00	500.00	(500.00)	+++	.00
5109.100	Allowances Uniform Allowance	5,058.00	.00	5,058.00	397.88	.00	3,263.74	1,794.26	65	2,162.55
5111	Medicare	6,882.00	.00	6,882.00	438.05	.00	2,126.35	4,755.65	31	6,094.15
5112.101	Retirement Contribution PERS	31,210.00	.00	31,210.00	2,089.09	.00	9,826.78	21,383.22	31	28,019.76
5113	Worker's Compensation	19,144.00	.00	19,144.00	.00	.00	9,516.94	9,627.06	50	22,574.48
5114.101	Health Insurance Medical	82,900.00	.00	82,900.00	5,203.20	.00	25,008.60	57,891.40	30	75,144.86
5114.102	Health Insurance Dental	.00	.00	.00	444.56	.00	2,222.80	(2,222.80)	+++	7,287.31
5114.103	Health Insurance Vision	.00	.00	.00	38.20	.00	191.00	(191.00)	+++	679.48
5115	Unemployment Compensation	3,000.00	.00	3,000.00	193.36	.00	1,023.79	1,976.21	34	.00
5116.101	Life and Disability Insurance Life & Disab.	3,997.00	.00	3,997.00	122.56	.00	555.80	3,441.20	14	1,261.72
5116.102	Life and Disability Insurance Long Term/Short Term Disability	.00	.00	.00	170.97	.00	816.56	(816.56)	+++	1,917.45
5119.100	Retiree Costs Medical Insurance	73,232.00	.00	73,232.00	129.85	.00	23,325.57	49,906.43	32	54,780.83
5122	Accrual Bank Payoff	.00	.00	.00	.00	.00	.00	.00	+++	23,275.77
5199.130	Other Payroll Expenses Interfund Payroll Transfers	(50,000.00)	.00	(50,000.00)	.00	.00	(12,506.00)	(37,494.00)	25	(50,000.00)
5202.100	Operating Supplies General	1,400.00	.00	1,400.00	.00	.00	.00	1,400.00	0	2,413.28
5204	Subscriptions and Code Books	150.00	.00	150.00	.00	.00	144.00	6.00	96	144.00
5213.100	Professional/Contract Services General	6,000.00	.00	6,000.00	.00	.00	1,369.00	4,631.00	23	9,266.31
5214.100	Repair and Maint Service General	33,564.00	.00	33,564.00	.00	.00	.00	33,564.00	0	33,559.75
5216.100	Communications General Services	24,000.00	.00	24,000.00	128.92	.00	7,067.37	16,932.63	29	23,653.83
5218.100	Advertising General	110.00	.00	110.00	.00	.00	39.83	70.17	36	173.46
5220.100	Employee Development General	1,480.00	.00	1,480.00	.00	246.58	1,756.00	(522.58)	135	28.75
5304	Furniture & Equipment	970.00	.00	970.00	.00	716.37	.00	253.63	74	.00
5501	Debt Service Payment - Principal	66,640.00	.00	66,640.00	468.14	.00	31,924.00	34,716.00	48	64,784.28
Program 4530 - Public Safety Communications Totals		\$779,819.00	\$0.00	\$779,819.00	\$39,463.05	\$962.95	\$252,628.28	\$526,227.77	33%	\$712,857.43
Program 4550 - Fleet Management										
5101	Salaries - Permanent	70,907.00	.00	70,907.00	5,454.40	.00	26,931.13	43,975.87	38	64,492.71
5106.100	Incentives & Admin Leave Administrative Leave	3,000.00	.00	3,000.00	.00	.00	.00	3,000.00	0	2,714.80
5109.100	Allowances Uniform Allowance	500.00	.00	500.00	41.66	.00	208.30	291.70	42	499.92
5109.102	Allowances Tool Allowance	1,000.00	.00	1,000.00	.00	.00	1,000.00	.00	100	1,000.00
5111	Medicare	1,093.00	.00	1,093.00	67.86	.00	348.85	744.15	32	852.20
5112.101	Retirement Contribution PERS	8,928.00	.00	8,928.00	692.00	.00	3,420.28	5,507.72	38	7,877.87



Budget Performance Report

Fiscal Year to Date 11/30/14

Exclude Rollup Account

Account	Account Description	Adopted Budget	Budget Amendments	Amended Budget	Current Month Transactions	YTD Encumbrances	YTD Transactions	Budget - YTD Transactions	% used/ Rec'd	Prior Year Total
Fund 1010 - General Fund										
EXPENSE										
Department 30 - Police										
Program 4550 - Fleet Management										
5113	Worker's Compensation	2,505.00	.00	2,505.00	.00	.00	1,245.30	1,259.70	50	2,814.56
5114.101	Health Insurance Medical	15,523.00	.00	15,523.00	1,127.70	.00	5,638.86	9,884.14	36	13,534.78
5114.102	Health Insurance Dental	.00	.00	.00	146.98	.00	734.90	(734.90)	+++	1,712.16
5114.103	Health Insurance Vision	.00	.00	.00	14.22	.00	71.10	(71.10)	+++	168.94
5115	Unemployment Compensation	.00	.00	.00	29.95	.00	171.84	(171.84)	+++	.00
5116.101	Life and Disability Insurance Life & Disab.	811.00	.00	811.00	19.00	.00	95.00	716.00	12	228.00
5116.102	Life and Disability Insurance Long Term/Short Term Disability	.00	.00	.00	48.58	.00	240.30	(240.30)	+++	493.14
5119.100	Retiree Costs Medical Insurance	7,306.00	.00	7,306.00	.00	.00	2,393.80	4,912.20	33	6,810.53
5202.100	Operating Supplies General	200.00	.00	200.00	.00	.00	54.43	145.57	27	220.33
5203.100	Repairs and Maint Supplies General	40,200.00	6,000.00	46,200.00	5,297.53	.00	21,518.29	24,681.71	47	51,383.70
5209.101	Auto Fuel Expense Town Vehicles	850.00	.00	850.00	.00	.00	240.65	609.35	28	1,063.29
5210.100	Postage General	50.00	.00	50.00	.00	.00	6.85	43.15	14	31.17
5213.100	Professional/Contract Services General	3,000.00	.00	3,000.00	150.00	.00	531.25	2,468.75	18	2,773.00
5214.100	Repair and Maint Service General	24,800.00	23,000.00	47,800.00	2,191.49	12,000.00	8,477.62	27,322.38	43	20,983.99
5216.100	Communications General Services	900.00	.00	900.00	.00	.00	253.97	646.03	28	862.14
5218.100	Advertising General	.00	.00	.00	.00	.00	.00	.00	+++	161.58
5220.100	Employee Development General	1,500.00	.00	1,500.00	.00	.00	.00	1,500.00	0	.00
5303	Improvements	750.00	.00	750.00	.00	.00	.00	750.00	0	918.00
5501	Debt Service Payment - Principal	4,172.00	.00	4,172.00	.00	.00	2,086.01	2,085.99	50	4,365.67
Program 4550 - Fleet Management Totals		\$187,995.00	\$29,000.00	\$216,995.00	\$15,281.37	\$12,000.00	\$75,668.73	\$129,326.27	40%	\$185,572.48
Department 30 - Police Totals		\$3,931,658.00	\$29,000.00	\$3,960,658.00	\$248,991.75	\$18,364.24	\$1,470,061.23	\$2,472,232.53	38%	\$3,697,107.81
Department 35 - Fire										
Program 0000 - Non Program Activity										
5280.100	Bad Debt Write Off Expense	.00	5,915.00	5,915.00	5,914.56	.00	5,914.56	.44	100	222.06
Program 0000 - Non Program Activity Totals		\$0.00	\$5,915.00	\$5,915.00	\$5,914.56	\$0.00	\$5,914.56	\$0.44	100%	\$222.06
Program 4610 - Fire - Administrative										
5101	Salaries - Permanent	35,190.00	.00	35,190.00	1,819.20	.00	8,982.30	26,207.70	26	22,590.22
5102	Salaries - Temporary	.00	.00	.00	887.76	.00	4,438.80	(4,438.80)	+++	11,540.88
5106.200	Incentives & Admin Leave Gym Reimbursement	90.00	.00	90.00	.00	.00	.00	90.00	0	90.00
5111	Medicare	510.00	.00	510.00	43.02	.00	213.47	296.53	42	541.49
5112.101	Retirement Contribution PERS	3,693.00	.00	3,693.00	229.06	.00	1,132.17	2,560.83	31	2,602.27
5112.102	Retirement Contribution Social Security	.00	.00	.00	55.04	.00	275.20	(275.20)	+++	715.53
5113	Worker's Compensation	630.00	.00	630.00	.00	.00	313.20	316.80	50	754.16
5114.101	Health Insurance Medical	3,123.00	.00	3,123.00	260.24	.00	1,301.20	1,821.80	42	3,122.88
5115	Unemployment Compensation	.00	.00	.00	18.99	.00	103.32	(103.32)	+++	.00
5116.101	Life and Disability Insurance Life & Disab.	334.00	.00	334.00	11.40	.00	57.00	277.00	17	6.80



Budget Performance Report

Fiscal Year to Date 11/30/14

Exclude Rollup Account

Account	Account Description	Adopted Budget	Budget Amendments	Amended Budget	Current Month Transactions	YTD Encumbrances	YTD Transactions	Budget - YTD Transactions	% used/ Rec'd	Prior Year Total
Fund 1010 - General Fund										
EXPENSE										
Department 35 - Fire										
Program 4610 - Fire - Administrative										
5116.102	Life and Disability Insurance Long Term/Short Term Disability	.00	.00	.00	16.22	.00	81.06	(81.06)	+++	169.31
5119.100	Retiree Costs Medical Insurance	60,131.00	.00	60,131.00	318.55	.00	19,975.17	40,155.83	33	58,852.11
5201.100	Office Supplies General	1,000.00	.00	1,000.00	.00	.00	79.31	920.69	8	1,078.44
5202.100	Operating Supplies General	3,180.00	.00	3,180.00	.00	.00	210.63	2,969.37	7	1,374.04
5203.100	Repairs and Maint Supplies General	3,000.00	.00	3,000.00	376.18	.00	2,868.34	131.66	96	4,398.99
5204	Subscriptions and Code Books	.00	.00	.00	.00	.00	.00	.00	+++	1,165.50
5210.100	Postage General	345.00	.00	345.00	.00	.00	8.96	336.04	3	342.66
5211.135	Utilities Water and Sewer	2,784.00	.00	2,784.00	.00	.00	676.56	2,107.44	24	2,580.94
5211.137	Utilities Electric and Gas	19,200.00	.00	19,200.00	.00	.00	8,200.77	10,999.23	43	18,744.73
5211.139	Utilities Propane	505.00	.00	505.00	24.07	.00	174.61	330.39	35	464.79
5213.100	Professional/Contract Services General	5,010.00	.00	5,010.00	(30.00)	.00	4,036.00	974.00	81	5,438.18
5214.100	Repair and Maint Service General	15,004.00	.00	15,004.00	76.00	.00	12,628.65	2,375.35	84	11,366.78
5215.106	Rents and Leases Copiers	6,876.00	.00	6,876.00	599.86	.00	2,910.02	3,965.98	42	6,857.11
5216.100	Communications General Services	11,760.00	.00	11,760.00	521.03	.00	4,207.34	7,552.66	36	11,519.03
5219.100	Printing General	300.00	.00	300.00	.00	.00	.00	300.00	0	159.46
5303	Improvements	1,500.00	68,888.00	70,388.00	251.87	.00	56,180.72	14,207.28	80	840.20
5304	Furniture & Equipment	.00	.00	.00	.00	.00	.00	.00	+++	4,182.47
5501	Debt Service Payment - Principal	1,370.00	.00	1,370.00	.00	.00	.00	1,370.00	0	386.30
Program 4610 - Fire - Administrative Totals		\$175,535.00	\$68,888.00	\$244,423.00	\$5,478.49	\$0.00	\$129,054.80	\$115,368.20	53%	\$172,015.27
Program 4615 - Fire - EOC										
5202.100	Operating Supplies General	50.00	.00	50.00	.00	.00	119.31	(69.31)	239	16.49
5213.100	Professional/Contract Services General	120.00	.00	120.00	.00	.00	.00	120.00	0	.00
5214.100	Repair and Maint Service General	5,260.00	.00	5,260.00	.00	.00	.00	5,260.00	0	6,098.00
5216.100	Communications General Services	4,037.00	.00	4,037.00	116.99	.00	1,455.20	2,581.80	36	3,761.75
Program 4615 - Fire - EOC Totals		\$9,467.00	\$0.00	\$9,467.00	\$116.99	\$0.00	\$1,574.51	\$7,892.49	17%	\$9,876.24
Program 4630 - Fire - Suppression										
5101	Salaries - Permanent	.00	.00	.00	.00	.00	.00	.00	+++	90.86
5104	Wages - PS Holiday Pay	.00	.00	.00	.00	.00	.00	.00	+++	1,855.82
5106.102	Incentives & Admin Leave Emergency Medical Tech	.00	.00	.00	.00	.00	.00	.00	+++	45.00
5106.103	Incentives & Admin Leave Team Pay	.00	.00	.00	.00	.00	.00	.00	+++	18.40
5109.100	Allowances Uniform Allowance	.00	.00	.00	.00	.00	.00	.00	+++	127.34
5111	Medicare	.00	.00	.00	.00	.00	.00	.00	+++	30.77
5112.101	Retirement Contribution PERS	.00	.00	.00	.00	.00	.00	.00	+++	151.49
5114.101	Health Insurance Medical	.00	.00	.00	.00	.00	.00	.00	+++	1,009.15
5116.102	Life and Disability Insurance Long Term/Short Term Disability	.00	.00	.00	.00	.00	.00	.00	+++	(12.00)
5119.100	Retiree Costs Medical Insurance	196,967.00	.00	196,967.00	.00	.00	66,164.42	130,802.58	34	\$4.91



Budget Performance Report

Fiscal Year to Date 11/30/14

Exclude Rollup Account

Account	Account Description	Adopted Budget	Budget Amendments	Amended Budget	Current Month Transactions	YTD Encumbrances	YTD Transactions	Budget - YTD Transactions	% used/ Rec'd	Prior Year Total
Fund 1010 - General Fund										
EXPENSE										
Department 35 - Fire										
Program 4630 - Fire - Suppression										
5122	Accrual Bank Payoff	.00	.00	.00	.00	.00	.00	.00	+++	15.22
5202.100	Operating Supplies General	23,012.00	.00	23,012.00	.00	(1,447.63)	4,442.87	20,016.76	13	11,520.34
5203.100	Repairs and Maint Supplies General	8,030.00	.00	8,030.00	10.30	.00	129.88	7,900.12	2	1,008.99
5209.101	Auto Fuel Expense Town Vehicles	29,400.00	.00	29,400.00	.00	.00	9,663.52	19,736.48	33	27,455.24
5213.100	Professional/Contract Services General	2,816,437.00	.00	2,816,437.00	.00	.00	688,237.88	2,128,199.12	24	2,589,561.71
5214.100	Repair and Maint Service General	16,300.00	.00	16,300.00	1,635.88	.00	1,726.57	14,573.43	11	10,025.91
5220.100	Employee Development General	.00	.00	.00	.00	.00	.00	.00	+++	188.16
5269.135	Emergency Incident Costs Fire Related	2,000.00	.00	2,000.00	.00	.00	15.53	1,984.47	1	923.76
5304	Furniture & Equipment	36,852.00	.00	36,852.00	.00	.00	9,346.01	27,505.99	25	11,322.84
5501	Debt Service Payment - Principal	114,265.00	.00	114,265.00	.00	.00	114,264.53	.47	100	133,895.33
Program 4630 - Fire - Suppression Totals		\$3,243,263.00	\$0.00	\$3,243,263.00	\$1,646.18	(\$1,447.63)	\$893,991.21	\$2,350,719.42	28%	\$2,987,319.24
Program 4640 - Fire - Volunteer Program										
5118	Volunteer Benefits	12,391.00	.00	12,391.00	.00	.00	997.39	11,393.61	8	13,117.47
5202.100	Operating Supplies General	4,740.00	.00	4,740.00	.00	.00	232.04	4,507.96	5	1,141.97
5213.100	Professional/Contract Services General	12,100.00	.00	12,100.00	.00	.00	64.00	12,036.00	1	5,056.00
5220.100	Employee Development General	1,010.00	.00	1,010.00	.00	.00	.00	1,010.00	0	.00
Program 4640 - Fire - Volunteer Program Totals		\$30,241.00	\$0.00	\$30,241.00	\$0.00	\$0.00	\$1,293.43	\$28,947.57	4%	\$19,315.44
Department 35 - Fire Totals		\$3,458,506.00	\$74,803.00	\$3,533,309.00	\$13,156.22	(\$1,447.63)	\$1,031,828.51	\$2,502,928.12	29%	\$3,188,748.25
Department 40 - Community Development										
Program 4720 - CDD Planning										
5101	Salaries - Permanent	74,256.00	.00	74,256.00	7,350.56	.00	36,333.74	37,922.26	49	88,144.50
5106.100	Incentives & Admin Leave Administrative Leave	1,472.00	.00	1,472.00	.00	.00	.00	1,472.00	0	2,510.36
5106.200	Incentives & Admin Leave Gym Reimbursement	58.00	.00	58.00	.00	.00	28.80	29.20	50	108.00
5107	Car Allowance/Mileage	600.00	.00	600.00	94.00	.00	470.00	130.00	78	1,128.00
5109.101	Allowances Boot Allowance	.00	.00	.00	300.00	.00	300.00	(300.00)	+++	.00
5111	Medicare	1,107.00	.00	1,107.00	99.20	.00	478.17	628.83	43	1,231.45
5112.101	Retirement Contribution PERS	6,795.00	.00	6,795.00	736.10	.00	3,634.91	3,160.09	53	8,022.85
5113	Worker's Compensation	1,742.00	.00	1,742.00	.00	.00	865.98	876.02	50	2,215.44
5114.101	Health Insurance Medical	10,929.00	.00	10,929.00	1,692.23	.00	7,637.29	3,291.71	70	13,561.03
5114.102	Health Insurance Dental	.00	.00	.00	164.38	.00	783.90	(783.90)	+++	1,478.27
5114.103	Health Insurance Vision	.00	.00	.00	15.50	.00	75.31	(75.31)	+++	164.28
5115	Unemployment Compensation	.00	.00	.00	43.79	.00	237.34	(237.34)	+++	.00
5116.101	Life and Disability Insurance Life & Disab.	867.00	.00	867.00	33.68	.00	169.40	697.60	20	400.32
5116.102	Life and Disability Insurance Long Term/Short Term Disability	.00	.00	.00	65.46	.00	245.45	(245.45)	+++	471.99
5119.100	Retiree Costs Medical Insurance	15,681.00	.00	15,681.00	.00	.00	4,797.68	10,883.32	31	17,195.63
5122	Accrual Bank Payoff	.00	.00	.00	.00	.00	.00	.00	+++	2.29



Budget Performance Report

Fiscal Year to Date 11/30/14

Exclude Rollup Account

Account	Account Description	Adopted Budget	Budget Amendments	Amended Budget	Current Month Transactions	YTD Encumbrances	YTD Transactions	Budget - YTD Transactions	% used/ Rec'd	Prior Year Total
Fund 1010 - General Fund										
EXPENSE										
Department 40 - Community Development										
Program 4720 - CDD Planning										
5201.100	Office Supplies General	50.00	.00	50.00	12.75	.00	23.23	26.77	46	103.54
5202.100	Operating Supplies General	250.00	.00	250.00	20.43	.00	29.37	220.63	12	312.19
5209.101	Auto Fuel Expense Town Vehicles	800.00	.00	800.00	.00	.00	375.73	424.27	47	708.02
5210.100	Postage General	600.00	.00	600.00	.00	.00	85.20	514.80	14	599.69
5213.100	Professional/Contract Services General	500.00	.00	500.00	.00	.00	.00	500.00	0	30,233.63
5214.100	Repair and Maint Service General	7,125.00	.00	7,125.00	.00	.00	7,124.44	.56	100	8,067.59
5218.100	Advertising General	900.00	.00	900.00	.00	.00	158.04	741.96	18	1,280.75
5219.100	Printing General	.00	.00	.00	.00	.00	.00	.00	+++	53.54
5220.100	Employee Development General	.00	.00	.00	.00	.00	.00	.00	+++	225.00
5501	Debt Service Payment - Principal	.00	.00	.00	.00	.00	.00	.00	+++	579.95
Program 4720 - CDD Planning Totals		\$123,732.00	\$0.00	\$123,732.00	\$10,628.08	\$0.00	\$63,853.98	\$59,878.02	52%	\$179,488.31
Program 4780 - CDD - Waste Management										
5101	Salaries - Permanent	30,567.00	.00	30,567.00	1,958.62	.00	9,683.65	20,883.35	32	21,722.55
5106.100	Incentives & Admin Leave Administrative Leave	1,001.00	.00	1,001.00	.00	.00	.00	1,001.00	0	640.94
5106.200	Incentives & Admin Leave Gym Reimbursement	90.00	.00	90.00	.00	.00	45.00	45.00	50	79.20
5107	Car Allowance/Mileage	408.00	.00	408.00	24.00	.00	120.00	288.00	29	288.00
5111	Medicare	464.00	.00	464.00	25.90	.00	128.66	335.34	28	301.87
5112.101	Retirement Contribution PERS	3,849.00	.00	3,849.00	246.52	.00	1,219.90	2,629.10	32	2,507.70
5113	Worker's Compensation	287.00	.00	287.00	.00	.00	142.68	144.32	50	238.04
5114.101	Health Insurance Medical	5,551.00	.00	5,551.00	352.08	.00	1,746.24	3,804.76	31	3,913.66
5114.102	Health Insurance Dental	.00	.00	.00	37.98	.00	188.37	(188.37)	+++	412.68
5114.103	Health Insurance Vision	.00	.00	.00	4.28	.00	21.24	(21.24)	+++	47.24
5115	Unemployment Compensation	.00	.00	.00	11.42	.00	62.70	(62.70)	+++	.00
5116.101	Life and Disability Insurance Life & Disab.	316.00	.00	316.00	8.18	.00	40.57	275.43	13	91.20
5116.102	Life and Disability Insurance Long Term/Short Term Disability	.00	.00	.00	17.44	.00	85.80	(85.80)	+++	157.28
5211.135	Utilities Water and Sewer	2,300.00	.00	2,300.00	.00	.00	674.84	1,625.16	29	2,132.85
Program 4780 - CDD - Waste Management Totals		\$44,833.00	\$0.00	\$44,833.00	\$2,686.42	\$0.00	\$14,159.65	\$30,673.35	32%	\$32,533.21
Department 40 - Community Development Totals		\$168,565.00	\$0.00	\$168,565.00	\$13,314.50	\$0.00	\$78,013.63	\$90,551.37	46%	\$212,021.52
Department 45 - Public Works										
Program 4740 - Public Works - Engineering										
5116.102	Life and Disability Insurance Long Term/Short Term Disability	.00	.00	.00	.00	.00	.00	.00	+++	(2.83)
5119.100	Retiree Costs Medical Insurance	11,070.00	.00	11,070.00	.00	.00	.00	11,070.00	0	8,789.05
5210.100	Postage General	100.00	.00	100.00	.00	.00	.00	100.00	0	93.65
5213.100	Professional/Contract Services General	2,500.00	.00	2,500.00	254.00	.00	1,779.00	721.00	71	2,433.00
5214.100	Repair and Maint Service General	4,021.00	.00	4,021.00	.00	.00	3,780.93	240.07	94	5,600.57
5220.100	Employee Development General	125.00	.00	125.00	.00	.00	116.00	9.00	93	0.00



Budget Performance Report

Fiscal Year to Date 11/30/14

Exclude Rollup Account

Account	Account Description	Adopted Budget	Budget Amendments	Amended Budget	Current Month Transactions	YTD Encumbrances	YTD Transactions	Budget - YTD Transactions	% used/ Rec'd	Prior Year Total
Fund 1010 - General Fund										
EXPENSE										
Department 45 - Public Works										
Program 4740 - Public Works - Engineering										
5501	Debt Service Payment - Principal	.00	.00	.00	.00	.00	.00	.00	+++	193.00
Program 4740 - Public Works - Engineering Totals		\$17,816.00	\$0.00	\$17,816.00	\$254.00	\$0.00	\$5,675.93	\$12,140.07	32%	\$17,346.44
Program 4745 - Paradise Community Park										
5202.100	Operating Supplies General	2,800.00	.00	2,800.00	574.98	.00	1,264.02	1,535.98	45	1,799.59
5203.100	Repairs and Maint Supplies General	1,650.00	.00	1,650.00	472.62	.00	511.68	1,138.32	31	614.68
5211.135	Utilities Water and Sewer	2,600.00	.00	2,600.00	.00	.00	1,113.65	1,486.35	43	2,903.10
5211.137	Utilities Electric and Gas	3,000.00	.00	3,000.00	.00	.00	1,294.70	1,705.30	43	3,530.99
5214.100	Repair and Maint Service General	1,140.00	.00	1,140.00	.00	.00	80.00	1,060.00	7	268.15
5216.100	Communications General Services	190.00	.00	190.00	.00	.00	66.80	123.20	35	192.89
5304	Furniture & Equipment	900.00	.00	900.00	.00	.00	.00	900.00	0	.00
Program 4745 - Paradise Community Park Totals		\$12,280.00	\$0.00	\$12,280.00	\$1,047.60	\$0.00	\$4,330.85	\$7,949.15	35%	\$9,309.40
Program 4747 - Public Facilities										
5203.100	Repairs and Maint Supplies General	352.00	.00	352.00	90.00	.00	220.84	131.16	63	123.79
5211.135	Utilities Water and Sewer	4,300.00	.00	4,300.00	.00	.00	1,935.14	2,364.86	45	4,586.50
5214.100	Repair and Maint Service General	740.00	.00	740.00	.00	.00	200.00	540.00	27	270.07
Program 4747 - Public Facilities Totals		\$5,392.00	\$0.00	\$5,392.00	\$90.00	\$0.00	\$2,355.98	\$3,036.02	44%	\$4,980.36
Department 45 - Public Works Totals		\$35,488.00	\$0.00	\$35,488.00	\$1,391.60	\$0.00	\$12,362.76	\$23,125.24	35%	\$31,636.20
EXPENSE TOTALS		\$10,036,524.00	\$105,835.00	\$10,142,359.00	\$355,417.44	\$16,943.43	\$3,310,255.86	\$6,815,159.71	33%	\$9,484,608.55
Fund 1010 - General Fund Totals										
REVENUE TOTALS		10,036,524.00	195,271.00	10,231,795.00	274,332.00	.00	1,195,255.21	9,036,539.79	12	10,055,692.56
EXPENSE TOTALS		10,036,524.00	105,835.00	10,142,359.00	355,417.44	16,943.43	3,310,255.86	6,815,159.71	33	9,484,608.55
Fund 1010 - General Fund Totals		\$0.00	\$89,436.00	\$89,436.00	(\$81,085.44)	(\$16,943.43)	(\$2,115,000.65)	\$2,221,380.08		\$571,084.01
Fund 2030 - Building Safety & Waste Wtr Svcs										
REVENUE										
Department 40 - Community Development										
Program 4730 - Building and Onsite Inspections										
3380.102	Local Government Revenue Fines and Citations Onsite	12,000.00	.00	12,000.00	815.00	.00	2,859.45	9,140.55	24	15,023.12
3380.103	Local Government Revenue Fines and Citations Fire	.00	.00	.00	.00	.00	900.00	(900.00)	+++	200.00
3380.107	Local Government Revenue Building Safety	.00	.00	.00	1,000.00	.00	8,100.00	(8,100.00)	+++	.00
3401.301	CDD Building Plan Check Fees	41,358.00	8,642.00	50,000.00	2,627.94	.00	22,411.69	27,588.31	45	76,948.50
3401.302	CDD Building Construction Review-Bldg Permit	158,553.00	26,447.00	185,000.00	15,196.64	.00	102,962.01	82,037.99	56	189,638.49
3401.306	CDD Building Development Permit/DIF Est Req	76.00	.00	76.00	.00	.00	169.54	(93.54)	223	76.00
3401.320	CDD Building Permit Valuation Surcharge	120.00	.00	120.00	29.00	.00	43.00	77.00	36	50.20
3404.116	Onsite Land Use Review	4,000.00	.00	4,000.00	460.12	.00	2,716.41	1,283.59	68	7,865.92
3404.117	Onsite Repairs to Maintain Existing Use	65,000.00	5,000.00	70,000.00	4,500.13	.00	33,995.36	36,004.64	49	73,406.36
3404.118	Onsite New Installation Standard System	4,000.00	.00	4,000.00	470.78	.00	1,883.12	2,116.88	47	5.70



Budget Performance Report

Fiscal Year to Date 11/30/14

Exclude Rollup Account

Account	Account Description	Adopted Budget	Budget Amendments	Amended Budget	Current Month Transactions	YTD Encumbrances	YTD Transactions	Budget - YTD Transactions	% used/ Rec'd	Prior Year Total
Fund 2030 - Building Safety & Waste Wtr Svcs										
REVENUE										
Department 40 - Community Development										
Program 4730 - Building and Onsite Inspections										
3404.119	Onsite Permit: Alteration/Expanded Use	1,000.00	.00	1,000.00	.00	.00	.00	1,000.00	0	779.22
3404.120	Onsite Review for Land Division	500.00	.00	500.00	.00	.00	235.38	264.62	47	68.70
3404.125	Onsite Escrow Clearance	38,000.00	3,000.00	41,000.00	2,872.66	.00	18,418.82	22,581.18	45	41,394.76
3404.126	Onsite Building Permit Clearance	3,800.00	.00	3,800.00	188.32	.00	1,506.56	2,293.44	40	4,563.39
3404.127	Onsite Operating Permit/Annual	394,000.00	.00	394,000.00	694.69	.00	7,377.02	386,622.98	2	395,041.82
3404.128	Onsite Construct Install Permit Renewal	.00	.00	.00	.00	.00	254.60	(254.60)	+++	.00
3404.137	Onsite Alternative Systems Review	4,000.00	.00	4,000.00	.00	.00	791.40	3,208.60	20	3,990.75
3404.138	Onsite Abandonment of Septic System	500.00	.00	500.00	129.87	.00	649.35	(149.35)	130	779.22
3404.150	Onsite Annual Evaluator License Fee	700.00	.00	700.00	171.75	.00	956.42	(256.42)	137	961.78
3404.151	Onsite Extension Req for Eval or Repair	200.00	.00	200.00	57.72	.00	461.76	(261.76)	231	865.80
3410.150	Administrative Services Late Fees	.00	.00	.00	.00	.00	.75	(.75)	+++	(1.35)
3422.337	Fire Code Enforcement Inspection	7,000.00	.00	7,000.00	490.00	.00	2,653.20	4,346.80	38	9,607.36
3422.346	Fire Administrative Fees	.00	.00	.00	.00	.00	.00	.00	+++	234.00
3422.368	Fire Permit Fees	3,750.00	.00	3,750.00	351.00	.00	858.00	2,892.00	23	5,505.00
3610.100	Interest Revenue Investments	.00	.00	.00	.00	.00	.00	.00	+++	207.14
3610.150	Interest Revenue Interfund Loans	971.00	.00	971.00	.00	.00	.00	971.00	0	3,151.99
3901.100	Refunds & Reimbursements Miscellaneous	.00	.00	.00	.00	.00	.00	.00	+++	1,746.68
3902.100	Miscellaneous Revenue General	.00	.00	.00	150.00	.00	150.00	(150.00)	+++	.05
3902.110	Miscellaneous Revenue Cash Over and Short	.00	.00	.00	.00	.00	(.01)	.01	+++	.09
Program 4730 - Building and Onsite Inspections Totals		\$739,528.00	\$43,089.00	\$782,617.00	\$30,205.62	\$0.00	\$210,353.83	\$572,263.17	27%	\$840,110.69
Department 40 - Community Development Totals		\$739,528.00	\$43,089.00	\$782,617.00	\$30,205.62	\$0.00	\$210,353.83	\$572,263.17	27%	\$840,110.69
REVENUE TOTALS		\$739,528.00	\$43,089.00	\$782,617.00	\$30,205.62	\$0.00	\$210,353.83	\$572,263.17	27%	\$840,110.69
EXPENSE										
Department 40 - Community Development										
Program 4730 - Building and Onsite Inspections										
5101	Salaries - Permanent	365,901.00	.00	365,901.00	26,666.38	.00	131,779.83	234,121.17	36	310,618.70
5106.100	Incentives & Admin Leave Administrative Leave	12,361.00	.00	12,361.00	.00	.00	.00	12,361.00	0	10,431.98
5106.200	Incentives & Admin Leave Gym Reimbursement	600.00	.00	600.00	.00	.00	82.80	517.20	14	590.40
5107	Car Allowance/Mileage	1,392.00	.00	1,392.00	82.00	.00	410.00	982.00	29	984.00
5109.101	Allowances Boot Allowance	300.00	.00	300.00	.00	.00	300.00	.00	100	300.00
5111	Medicare	4,907.00	.00	4,907.00	376.09	.00	1,859.74	3,047.26	38	4,581.64
5112.101	Retirement Contribution PERS	44,609.00	.00	44,609.00	3,211.81	.00	15,893.14	28,715.86	36	34,756.61
5113	Worker's Compensation	7,087.00	.00	7,087.00	.00	.00	3,523.13	3,563.87	50	23,875.76
5114.101	Health Insurance Medical	65,590.00	.00	65,590.00	4,250.17	.00	21,155.33	44,434.67	32	52,231.69
5114.102	Health Insurance Dental	.00	.00	.00	672.98	.00	3,353.53	(3,353.53)	+++	7,584.64
5114.103	Health Insurance Vision	.00	.00	.00	40.78	.00	203.45	(203.45)	+++	481.03
5115	Unemployment Compensation	.00	.00	.00	166.01	.00	908.97	(908.97)	+++	2.00



Budget Performance Report

Fiscal Year to Date 11/30/14

Exclude Rollup Account

Account	Account Description	Adopted Budget	Budget Amendments	Amended Budget	Current Month Transactions	YTD Encumbrances	YTD Transactions	Budget - YTD Transactions	% used/ Rec'd	Prior Year Total
Fund 2030 - Building Safety & Waste Wtr Svcs										
EXPENSE										
Department 40 - Community Development										
Program 4730 - Building and Onsite Inspections										
5116.101	Life and Disability Insurance Life & Disab.	4,059.00	.00	4,059.00	117.54	.00	587.49	3,471.51	14	1,343.09
5116.102	Life and Disability Insurance Long Term/Short Term Disability	.00	.00	.00	237.59	.00	1,155.35	(1,155.35)	+++	2,330.30
5119.100	Retiree Costs Medical Insurance	53,124.00	.00	53,124.00	.00	.00	15,030.86	38,093.14	28	53,673.95
5122	Accrual Bank Payoff	.00	.00	.00	.00	.00	.00	.00	+++	571.73
5201.100	Office Supplies General	350.00	.00	350.00	23.03	.00	41.96	308.04	12	345.82
5202.100	Operating Supplies General	700.00	.00	700.00	36.92	.00	335.13	364.87	48	815.23
5204	Subscriptions and Code Books	4,408.00	.00	4,408.00	.00	.00	1,467.88	2,940.12	33	2,557.67
5209.101	Auto Fuel Expense Town Vehicles	3,500.00	.00	3,500.00	.00	.00	1,245.66	2,254.34	36	2,365.51
5210.100	Postage General	1,000.00	.00	1,000.00	.00	.00	171.66	828.34	17	1,302.97
5213.100	Professional/Contract Services General	7,000.00	.00	7,000.00	1,241.00	.00	2,365.00	4,635.00	34	5,956.75
5214.100	Repair and Maint Service General	29,686.00	.00	29,686.00	.00	.00	29,685.16	.84	100	22,337.63
5216.100	Communications General Services	2,350.00	.00	2,350.00	75.00	.00	572.76	1,777.24	24	2,187.66
5218.100	Advertising General	.00	.00	.00	.00	.00	.00	.00	+++	22.53
5219.100	Printing General	.00	.00	.00	.00	.00	.00	.00	+++	53.53
5220.100	Employee Development General	2,650.00	.00	2,650.00	.00	.00	265.00	2,385.00	10	1,615.00
5280.100	Bad Debt Write Off Expense	.00	210.00	210.00	209.95	.00	209.95	.05	100	.00
5501	Debt Service Payment - Principal	771.00	.00	771.00	.00	.00	.00	771.00	0	386.30
5910.010	Transfers Out To General Fund	144,351.00	.00	144,351.00	.00	.00	23,139.00	121,212.00	16	130,809.00
Program 4730 - Building and Onsite Inspections Totals		\$756,696.00	\$210.00	\$756,906.00	\$37,407.25	\$0.00	\$255,742.78	\$501,163.22	34%	\$677,983.12
Department 40 - Community Development Totals		\$756,696.00	\$210.00	\$756,906.00	\$37,407.25	\$0.00	\$255,742.78	\$501,163.22	34%	\$677,983.12
EXPENSE TOTALS		\$756,696.00	\$210.00	\$756,906.00	\$37,407.25	\$0.00	\$255,742.78	\$501,163.22	34%	\$677,983.12
Fund 2030 - Building Safety & Waste Wtr Svcs Totals										
REVENUE TOTALS		739,528.00	43,089.00	782,617.00	30,205.62	.00	210,353.83	572,263.17	27	840,110.69
EXPENSE TOTALS		756,696.00	210.00	756,906.00	37,407.25	.00	255,742.78	501,163.22	34	677,983.12
Fund 2030 - Building Safety & Waste Wtr Svcs Totals		(\$17,168.00)	\$42,879.00	\$25,711.00	(\$7,201.63)	\$0.00	(\$45,388.95)	\$71,099.95		\$162,127.57
Fund 2070 - Animal Control										
REVENUE										
Department 30 - Police										
Program 4540 - Police - Animal Control										
3120.330	Other Taxes Voter Appointed Parcel Tax	132,409.00	.00	132,409.00	.00	.00	.00	132,409.00	0	132,408.90
3345.100	State Revenues - Other Refunds & Reimbursements	.00	.00	.00	.00	.00	.00	.00	+++	602.00
3380.105	Local Government Revenue Fines and Citations Animal Cntrl	4,000.00	.00	4,000.00	600.00	.00	2,150.00	1,850.00	54	4,093.67
3410.113	Administrative Services Document Copying	50.00	.00	50.00	.00	.00	80.25	(30.25)	160	61.50
3410.150	Administrative Services Late Fees	1,500.00	.00	1,500.00	42.28	.00	465.08	1,034.92	31	1,107.95
3455.200	Animal Control Adoption Fees	3,000.00	.00	3,000.00	246.00	.00	1,729.00	1,271.00	58	1,900.00



Budget Performance Report

Fiscal Year to Date 11/30/14

Exclude Rollup Account

Account	Account Description	Adopted Budget	Budget Amendments	Amended Budget	Current Month Transactions	YTD Encumbrances	YTD Transactions	Budget - YTD Transactions	% used/ Rec'd	Prior Year Total
Fund 2070 - Animal Control										
REVENUE										
Department 30 - Police										
Program 4540 - Police - Animal Control										
3455.205	Animal Control Surrender/Euth/Disp Fees	2,500.00	.00	2,500.00	93.86	.00	595.08	1,904.92	24	1,683.19
3455.210	Animal Control Dog Licenses	21,000.00	.00	21,000.00	736.81	.00	8,780.69	12,219.31	42	20,801.02
3455.211	Animal Control Rabies Certificate	.00	.00	.00	.00	.00	.00	.00	+++	114.00
3455.215	Animal Control Dangerous/Wild Animal Permit	142.00	.00	142.00	.00	.00	.00	142.00	0	142.42
3455.225	Animal Control Impound/Quarantine Fees	5,000.00	.00	5,000.00	230.04	.00	1,519.18	3,480.82	30	4,301.85
3455.226	Animal Control Impound Unaltered State Fee	.00	.00	.00	35.00	.00	350.00	(350.00)	+++	245.00
3901.100	Refunds & Reimbursements Miscellaneous	11,900.00	.00	11,900.00	.00	.00	2,189.69	9,710.31	18	.00
3902.100	Miscellaneous Revenue General	.00	.00	.00	.00	.00	.00	.00	+++	23.68
3910.811	Transfers In From Animal Control Donations	16,381.00	.00	16,381.00	.00	.00	4,096.00	12,285.00	25	.00
Program 4540 - Police - Animal Control Totals		\$197,882.00	\$0.00	\$197,882.00	\$1,983.99	\$0.00	\$21,954.97	\$175,927.03	11%	\$168,734.18
Department 30 - Police Totals		\$197,882.00	\$0.00	\$197,882.00	\$1,983.99	\$0.00	\$21,954.97	\$175,927.03	11%	\$168,734.18
REVENUE TOTALS		\$197,882.00	\$0.00	\$197,882.00	\$1,983.99	\$0.00	\$21,954.97	\$175,927.03	11%	\$168,734.18
EXPENSE										
Department 30 - Police										
Program 4540 - Police - Animal Control										
5101	Salaries - Permanent	64,755.00	.00	64,755.00	4,173.40	.00	20,889.85	43,865.15	32	28,961.51
5102	Salaries - Temporary	18,762.00	.00	18,762.00	1,715.36	.00	10,367.76	8,394.24	55	33,346.02
5103.102	Differential Pay Out of Class	.00	.00	.00	.00	.00	293.05	(293.05)	+++	.00
5104	Wages - PS Holiday Pay	1,675.00	.00	1,675.00	118.80	.00	594.00	1,081.00	35	819.47
5105	Salaries - Overtime/FLSA	500.00	.00	500.00	464.07	.00	1,450.46	(950.46)	290	519.57
5109.100	Allowances Uniform Allowance	682.00	.00	682.00	99.48	.00	497.40	184.60	73	1,661.43
5111	Medicare	1,249.00	.00	1,249.00	97.20	.00	504.51	744.49	40	984.40
5112.101	Retirement Contribution PERS	6,958.00	.00	6,958.00	398.76	.00	1,993.26	4,964.74	29	3,303.25
5112.102	Retirement Contribution Social Security	.00	.00	.00	106.35	.00	667.49	(667.49)	+++	1,779.45
5113	Worker's Compensation	7,719.00	.00	7,719.00	.00	.00	3,837.30	3,881.70	50	6,543.32
5114.101	Health Insurance Medical	15,602.00	.00	15,602.00	759.06	.00	3,838.80	11,763.20	25	7,416.94
5114.102	Health Insurance Dental	.00	.00	.00	41.10	.00	205.50	(205.50)	+++	246.60
5114.103	Health Insurance Vision	.00	.00	.00	4.84	.00	24.20	(24.20)	+++	29.04
5115	Unemployment Compensation	.00	.00	.00	451.90	.00	654.25	(654.25)	+++	.00
5116.101	Life and Disability Insurance Life & Disab.	823.00	.00	823.00	33.26	.00	165.35	657.65	20	206.59
5116.102	Life and Disability Insurance Long Term/Short Term Disability	.00	.00	.00	36.28	.00	178.39	(178.39)	+++	207.57
5119.100	Retiree Costs Medical Insurance	17,985.00	.00	17,985.00	.00	.00	4,719.60	13,265.40	26	19,575.58
5122	Accrual Bank Payoff	.00	.00	.00	.00	.00	.00	.00	+++	2,811.23
5201.100	Office Supplies General	250.00	.00	250.00	.00	75.24	39.78	134.98	46	11.09
5202.100	Operating Supplies General	4,065.00	.00	4,065.00	.00	17.20	1,913.30	2,134.50	47	3,389.72
5203.100	Repairs and Maint Supplies General	400.00	.00	400.00	.00	.00	136.20	263.80	34	99.26



Budget Performance Report

Fiscal Year to Date 11/30/14

Exclude Rollup Account

Account	Account Description	Adopted Budget	Budget Amendments	Amended Budget	Current Month Transactions	YTD Encumbrances	YTD Transactions	Budget - YTD Transactions	% used/ Rec'd	Prior Year Total
Fund 2070 - Animal Control										
EXPENSE										
Department 30 - Police										
Program 4540 - Police - Animal Control										
5204	Subscriptions and Code Books	140.00	.00	140.00	.00	.00	.00	140.00	0	145.00
5209.101	Auto Fuel Expense Town Vehicles	4,000.00	.00	4,000.00	.00	.00	956.34	3,043.66	24	3,403.41
5209.105	Auto Fuel Expense Employee Personal Vehicle Use	100.00	.00	100.00	.00	.00	.00	100.00	0	35.52
5210.100	Postage General	100.00	.00	100.00	.00	.00	.00	100.00	0	121.76
5211.135	Utilities Water and Sewer	900.00	.00	900.00	.00	.00	240.82	659.18	27	809.94
5211.137	Utilities Electric and Gas	2,800.00	.00	2,800.00	.00	.00	1,262.08	1,537.92	45	2,756.07
5211.139	Utilities Propane	3,000.00	.00	3,000.00	.00	.00	.00	3,000.00	0	2,219.51
5213.100	Professional/Contract Services General	9,500.00	.00	9,500.00	235.50	.00	1,151.50	8,348.50	12	8,737.83
5214.100	Repair and Maint Service General	1,020.00	.00	1,020.00	.00	.00	165.43	854.57	16	415.50
5215.100	Rents and Leases Miscellaneous	1.00	.00	1.00	.00	.00	.00	1.00	0	1.00
5216.100	Communications General Services	2,950.00	.00	2,950.00	.00	.00	520.71	2,429.29	18	1,696.41
5218.100	Advertising General	.00	.00	.00	.00	.00	.00	.00	+++	55.45
5219.100	Printing General	395.00	.00	395.00	.00	.00	318.47	76.53	81	307.03
5220.100	Employee Development General	2,325.00	.00	2,325.00	.00	.00	115.00	2,210.00	5	2,478.50
5223.105	Meals and Refreshments Emergencies and Meetings	.00	.00	.00	.00	.00	.00	.00	+++	19.69
5225	Bank Fees and Charges	500.00	.00	500.00	.00	.00	153.90	346.10	31	603.45
5280.100	Bad Debt Write Off Expense	.00	1,979.00	1,979.00	1,979.11	.00	1,979.11	(.11)	100	.00
5501	Debt Service Payment - Principal	.00	.00	.00	.00	.00	.00	.00	+++	193.65
5910.010	Transfers Out To General Fund	28,726.00	.00	28,726.00	.00	.00	6,233.00	22,493.00	22	34,087.00
Program 4540 - Police - Animal Control Totals		\$197,882.00	\$1,979.00	\$199,861.00	\$10,714.47	\$92.44	\$66,066.81	\$133,701.75	33%	\$170,068.76
Department 30 - Police Totals		\$197,882.00	\$1,979.00	\$199,861.00	\$10,714.47	\$92.44	\$66,066.81	\$133,701.75	33%	\$170,068.76
EXPENSE TOTALS		\$197,882.00	\$1,979.00	\$199,861.00	\$10,714.47	\$92.44	\$66,066.81	\$133,701.75	33%	\$170,068.76
Fund 2070 - Animal Control Totals										
REVENUE TOTALS		197,882.00	.00	197,882.00	1,983.99	.00	21,954.97	175,927.03	11	168,734.18
EXPENSE TOTALS		197,882.00	1,979.00	199,861.00	10,714.47	92.44	66,066.81	133,701.75	33	170,068.76
Fund 2070 - Animal Control Totals		\$0.00	(\$1,979.00)	(\$1,979.00)	(\$8,730.48)	(\$92.44)	(\$44,111.84)	\$42,225.28		(\$1,334.58)
Fund 2120 - State Gas Tax										
REVENUE										
Department 45 - Public Works										
Program 4750 - Public Works - Streets Maint.										
3355.001	State Gas Tax Section 2106	104,450.00	12,582.00	117,032.00	.00	.00	27,592.80	89,439.20	24	108,589.18
3355.002	State Gas Tax Section 2107	189,751.00	15,945.00	205,696.00	.00	.00	48,924.56	156,771.44	24	196,079.86
3355.003	State Gas Tax Section 2107.5	6,000.00	.00	6,000.00	.00	.00	.00	6,000.00	0	6,000.00
3355.005	State Gas Tax Section 2105	128,047.00	70,456.00	198,503.00	.00	.00	35,771.01	162,731.99	18	180,118.22
3355.006	State Gas Tax RSTP Regional Surface Trans Prog	300,000.00	.00	300,000.00	.00	.00	.00	300,000.00	0	.00
3355.007	State Gas Tax Section 2103	278,629.00	(1,043.00)	277,586.00	.00	.00	73,139.41	204,446.59	26	118.86



Budget Performance Report

Fiscal Year to Date 11/30/14

Exclude Rollup Account

Account	Account Description	Adopted Budget	Budget Amendments	Amended Budget	Current Month Transactions	YTD Encumbrances	YTD Transactions	Budget - YTD Transactions	% used/ Rec'd	Prior Year Total
Fund 2120 - State Gas Tax										
REVENUE										
Department 45 - Public Works										
Program 4750 - Public Works - Streets Maint.										
3410.150	Administrative Services Late Fees	150.00	.00	150.00	.00	.00	27.80	122.20	19	172.28
3610.100	Interest Revenue Investments	.00	.00	.00	.00	.00	.00	.00	+++	515.32
3901.100	Refunds & Reimbursements Miscellaneous	.00	.00	.00	.00	.00	.00	.00	+++	5,954.89
3901.140	Refunds & Reimbursements Negligence Cost Recovery Fees	5,000.00	.00	5,000.00	.00	.00	(937.23)	5,937.23	-19	3,516.87
3902.100	Miscellaneous Revenue General	500.00	.00	500.00	.00	.00	.00	500.00	0	32,607.62
3910.112	Transfers In From Federal CMAQ Fund	.00	.00	.00	.00	.00	.00	.00	+++	50,061.09
3910.121	Transfers In From RSTP Fund	.00	.00	.00	.00	.00	.00	.00	+++	299,313.71
3910.132	Transfers In From HSIP Grant	76,050.00	.00	76,050.00	.00	.00	.00	76,050.00	0	43,744.76
Program 4750 - Public Works - Streets Maint. Totals		\$1,088,577.00	\$97,940.00	\$1,186,517.00	\$0.00	\$0.00	\$184,518.35	\$1,001,998.65	16%	\$1,295,635.66
Program 4755 - Public Works - Maint. Projects										
Cost Center Activity 471 - Overlay										
3901.100	Refunds & Reimbursements Miscellaneous	40,241.00	.00	40,241.00	.00	.00	.00	40,241.00	0	.00
Cost Center Activity 471 - Overlay Totals		\$40,241.00	\$0.00	\$40,241.00	\$0.00	\$0.00	\$0.00	\$40,241.00	0%	\$0.00
Program 4755 - Public Works - Maint. Projects Totals		\$40,241.00	\$0.00	\$40,241.00	\$0.00	\$0.00	\$0.00	\$40,241.00	0%	\$0.00
Department 45 - Public Works Totals		\$1,128,818.00	\$97,940.00	\$1,226,758.00	\$0.00	\$0.00	\$184,518.35	\$1,042,239.65	15%	\$1,295,635.66
REVENUE TOTALS		\$1,128,818.00	\$97,940.00	\$1,226,758.00	\$0.00	\$0.00	\$184,518.35	\$1,042,239.65	15%	\$1,295,635.66
EXPENSE										
Department 45 - Public Works										
Program 4750 - Public Works - Streets Maint.										
5101	Salaries - Permanent	474,401.00	.00	474,401.00	34,078.23	.00	169,676.00	304,725.00	36	421,740.66
5103.101	Differential Pay On Call	.00	.00	.00	1,566.00	.00	7,705.50	(7,705.50)	+++	20,553.00
5103.102	Differential Pay Out of Class	.00	.00	.00	.00	.00	.00	.00	+++	24.30
5105	Salaries - Overtime/FLSA	7,000.00	.00	7,000.00	1,747.37	.00	4,229.94	2,770.06	60	5,924.00
5106.100	Incentives & Admin Leave Administrative Leave	8,433.00	.00	8,433.00	.00	.00	.00	8,433.00	0	6,173.81
5106.200	Incentives & Admin Leave Gym Reimbursement	200.00	.00	200.00	.00	.00	12.60	187.40	6	10.80
5107	Car Allowance/Mileage	432.00	.00	432.00	36.00	.00	180.00	252.00	42	435.00
5109.101	Allowances Boot Allowance	2,100.00	.00	2,100.00	.00	.00	2,100.00	.00	100	2,100.00
5111	Medicare	6,204.00	.00	6,204.00	456.14	.00	2,211.26	3,992.74	36	5,400.13
5112.101	Retirement Contribution PERS	53,146.00	.00	53,146.00	3,976.98	.00	19,828.33	33,317.67	37	45,741.72
5112.102	Retirement Contribution Social Security	.00	.00	.00	.00	.00	.00	.00	+++	16.25
5113	Worker's Compensation	61,284.00	.00	61,284.00	.00	.00	30,465.74	30,818.26	50	48,323.60
5114.101	Health Insurance Medical	78,976.00	.00	78,976.00	5,574.93	.00	28,001.25	50,974.75	35	67,445.66
5114.102	Health Insurance Dental	.00	.00	.00	858.96	.00	4,292.77	(4,292.77)	+++	9,636.01
5114.103	Health Insurance Vision	.00	.00	.00	88.68	.00	443.17	(443.17)	+++	979.09
5115	Unemployment Compensation	.00	.00	.00	231.84	.00	1,260.64	(1,260.64)	+++	.00
5116.101	Life and Disability Insurance Life & Disab.	5,428.00	.00	5,428.00	160.38	.00	801.44	4,626.56	15	5.70



Budget Performance Report

Fiscal Year to Date 11/30/14

Exclude Rollup Account

Account	Account Description	Adopted Budget	Budget Amendments	Amended Budget	Current Month Transactions	YTD Encumbrances	YTD Transactions	Budget - YTD Transactions	% used/ Rec'd	Prior Year Total
Fund 2120 - State Gas Tax										
EXPENSE										
Department 45 - Public Works										
Program 4750 - Public Works - Streets Maint.										
5116.102	Life and Disability Insurance Long Term/Short Term Disability	.00	.00	.00	303.55	.00	1,479.72	(1,479.72)	+++	3,044.86
5119.100	Retiree Costs Medical Insurance	14,103.00	.00	14,103.00	.00	.00	8,307.56	5,795.44	59	16,977.77
5201.100	Office Supplies General	50.00	.00	50.00	13.24	.00	24.12	25.88	48	93.91
5202.100	Operating Supplies General	2,490.00	.00	2,490.00	21.21	.00	923.72	1,566.28	37	2,804.05
5203.100	Repairs and Maint Supplies General	36,300.00	.00	36,300.00	175.40	.00	13,502.91	22,797.09	37	34,497.33
5204	Subscriptions and Code Books	300.00	.00	300.00	.00	.00	240.95	59.05	80	100.25
5209.101	Auto Fuel Expense Town Vehicles	28,000.00	.00	28,000.00	.00	.00	8,741.60	19,258.40	31	25,099.18
5210.100	Postage General	10.00	.00	10.00	.00	.00	.00	10.00	0	11.37
5211.137	Utilities Electric and Gas	31,000.00	.00	31,000.00	.00	.00	10,825.13	20,174.87	35	37,433.42
5211.139	Utilities Propane	2,000.00	.00	2,000.00	.00	.00	.00	2,000.00	0	997.60
5213.100	Professional/Contract Services General	2,100.00	.00	2,100.00	.00	.00	189.00	1,911.00	9	1,458.25
5214.100	Repair and Maint Service General	100,319.00	.00	100,319.00	.00	.00	14,825.38	85,493.62	15	100,414.73
5215.100	Rents and Leases Miscellaneous	200.00	.00	200.00	.00	.00	2,919.28	(2,719.28)	1460	116.00
5216.100	Communications General Services	4,881.00	.00	4,881.00	238.92	.00	1,741.53	3,139.47	36	4,853.21
5219.100	Printing General	50.00	.00	50.00	.00	.00	.00	50.00	0	53.54
5220.100	Employee Development General	1,550.00	.00	1,550.00	.00	.00	160.00	1,390.00	10	1,675.55
5223.101	Meals and Refreshments Employee Meals-MOU Overtime	75.00	.00	75.00	.00	.00	.00	75.00	0	75.00
5280.100	Bad Debt Write Off Expense	.00	2,712.00	2,712.00	2,712.43	.00	2,712.43	(.43)	100	.00
5304	Furniture & Equipment	.00	.00	.00	.00	.00	4,940.13	(4,940.13)	+++	4,091.30
5305	Vehicles	7,000.00	.00	7,000.00	.00	.00	.00	7,000.00	0	8,369.75
5501	Debt Service Payment - Principal	33,665.00	.00	33,665.00	30,133.65	.00	30,133.65	3,531.35	90	29,854.30
5910.010	Transfers Out To General Fund	168,497.00	.00	168,497.00	.00	.00	29,003.00	139,494.00	17	163,756.00
5910.100	Transfers Out To Capital Projects	37,990.00	.00	37,990.00	.00	.00	.00	37,990.00	0	35,021.59
Program 4750 - Public Works - Streets Maint. Totals		\$1,168,184.00	\$2,712.00	\$1,170,896.00	\$82,373.91	\$0.00	\$401,878.75	\$769,017.25	34%	\$1,107,218.69
Program 4755 - Public Works - Maint. Projects										
Cost Center Activity 471 - Overlay										
5213.100	Professional/Contract Services General	80,482.00	.00	80,482.00	.00	.00	.00	80,482.00	0	78,367.24
Cost Center Activity 471 - Overlay Totals		\$80,482.00	\$0.00	\$80,482.00	\$0.00	\$0.00	\$0.00	\$80,482.00	0%	\$78,367.24
Program 4755 - Public Works - Maint. Projects Totals		\$80,482.00	\$0.00	\$80,482.00	\$0.00	\$0.00	\$0.00	\$80,482.00	0%	\$78,367.24
Department 45 - Public Works Totals		\$1,248,666.00	\$2,712.00	\$1,251,378.00	\$82,373.91	\$0.00	\$401,878.75	\$849,499.25	32%	\$1,185,585.93
EXPENSE TOTALS		\$1,248,666.00	\$2,712.00	\$1,251,378.00	\$82,373.91	\$0.00	\$401,878.75	\$849,499.25	32%	\$1,185,585.93
Fund 2120 - State Gas Tax Totals										
REVENUE TOTALS		1,128,818.00	97,940.00	1,226,758.00	.00	.00	184,518.35	1,042,239.65	15	1,295,635.66
EXPENSE TOTALS		1,248,666.00	2,712.00	1,251,378.00	82,373.91	.00	401,878.75	849,499.25	32	1,185,585.93
Fund 2120 - State Gas Tax Totals		(\$119,848.00)	\$95,228.00	(\$24,620.00)	(\$82,373.91)	\$0.00	(\$217,360.40)	\$192,740.40		\$9.73



Budget Performance Report

Fiscal Year to Date 11/30/14

Exclude Rollup Account

Grand Totals										
REVENUE TOTALS	12,102,752.00	336,300.00	12,439,052.00	306,521.61	.00	1,612,082.36	10,826,969.64	13	12,360,173.09	
EXPENSE TOTALS	12,239,768.00	110,736.00	12,350,504.00	485,913.07	17,035.87	4,033,944.20	8,299,523.93	33	11,518,246.36	
Grand Totals	(\$137,016.00)	\$225,564.00	\$88,548.00	(\$179,391.46)	(\$17,035.87)	(\$2,421,861.84)	\$2,527,445.71		\$841,926.73	