



# TOWN OF PARADISE

5555 SKYWAY • PARADISE, CALIFORNIA 95969-4931

TELEPHONE (530) 872-6291 FAX (530) 877-5059

[www.townofparadise.com](http://www.townofparadise.com)

## **Management Staff:**

Charles L. Rough, Jr., Town Manager  
Dwight L. Moore, Town Attorney  
Joanna Gutierrez, Town Clerk  
Lauren Gill, Assistant Town Manager  
Craig Baker, Community Development Director  
Gabriela Tazzari-Dineen, Police Chief  
Rob Cone, Interim Fire Chief  
Gina Will, Finance Director/Town Treasurer

## **Town Council:**

Steve "Woody" Culleton, Mayor  
Tim Titus, Vice Mayor  
Joe DiDuca, Council Member  
Scott Lotter, Council Member  
Alan White, Council Member

# **TOWN COUNCIL AMENDED AGENDA**

## **REGULAR MEETING – 6:00 PM – December 11, 2012**

In accordance with the Americans with Disabilities Act, if you need a special accommodation to participate, please contact the Town Clerk's Dept., at 872-6291 at least 48 hours in advance of the meeting. Hearing assistance devices for the hearing impaired are available from the Town Clerk.

Members of the public may address the Town Council on any agenda item, including closed session. If you wish to address the Town Council on any matter on the Agenda, it is requested that you complete a "Request to Address Council" card and give it to the Town Clerk prior to the beginning of the Council Meeting.

All writings or documents which are related to any item on an open session agenda and which are distributed to a majority of the Town Council within 72 hours of a Regular Meeting will be available for public inspection at the Town Hall in the Town Clerk Department located at 5555 Skyway, Room 3, at the time the subject writing or document is distributed to a majority of the subject body. Regular business hours are Monday through Thursday from 8:00 a.m. to 5:00 p.m.

## **1. OPENING**

- a. Call to Order
- b. Pledge of Allegiance to the Flag of the United States of America
- c. Invocation
- d. Roll Call

- e. Approve Minutes of the 2pm 11/13/2012 Special Meeting; the 11/13/2012 Regular Meeting; the 11/19/2012 4pm Special Meeting; the 11/19/2012 5pm Special Adjourned Meeting; and, the 11/28/2012 Special Meeting.
- f. State of the Town Address by Mayor Steve "Woody" Culleton
- g. Recognition of Council Members Joe DiDuca and Alan White
- h. Adopt Resolution No. 12-41, A Resolution Reciting the Facts of the General Municipal Election Consolidated with the Statewide General Election held on November 6, 2012 Declaring the Result and Such Other Matters as Provided by Law. **(ROLL CALL VOTE)**
- i. Present Certificates of Election and administer Oaths of Office to newly elected Council Members Greg Bolin, Steve "Woody" Culleton and John J. Rawlings.
- j. Adjourn meeting to hold a 15-minute reception for outgoing and incoming Council Members
- k. Town Clerk will reconvene the Council Meeting and take a roll call to include newly seated Council Members
- l. Town Clerk will chair the selection of Mayor for a one-year term commencing December 11, 2012 and ending December and ending December 10, 2013. The Clerk will turn the meeting over to newly selected Mayor for selection of Vice-Mayor for a one year term.
- m. Mayor will chair the selection of Vice Mayor for a one-year term commencing December 11, 2012 and ending the first regular meeting in December, 2013

## **2. ITEMS DEFERRED FROM PREVIOUS MEETINGS** - None.

## **3. CONSENT CALENDAR**

One roll call vote will be taken for all items placed on the consent calendar.

- 3a. Consider adopting Resolution No. 12-42, A Resolution of The Town Council Of The Town Of Paradise, California, Authorizing The Town Manager To Execute Contracts With Insurance Carriers For Employee Benefits Through Broker, Wells Fargo Insurances Services. **(ROLL CALL VOTE)** Approval will result in savings to the general fund and to all funds.
- 3b. Review and acknowledge receipt of the 1st Quarter Investment Report for the Fiscal Year Ended June 30, 2013.
- 3c. Approve Cash Disbursement Report in the amount of \$2,024,073.37.

#### **4. PUBLIC HEARING PROCEDURE**

- a. Staff report (15 minutes total maximum)
- b. Open hearing to the public
  - 1. Project proponents or in favor of (15 minutes total maximum)
  - 2. Project opponents or against (15 minutes total maximum)
  - 3. Rebuttals - when requested (15 minutes total maximum or 3 minutes maximum per speaker)
- c. Close hearing to the public
- d. Council discussion
- e. Motion
- f. Vote

#### **5. PUBLIC HEARINGS**

- 5a. Conduct a public hearing to solicit public comment regarding the proposed adoption of two Town resolutions declaring the presence of substandard housing conditions and an accumulation of dead trees located at 5983 Crestview Drive to be a public nuisance and directing the property owner to abate said nuisance; and, after conclusion of the public hearing consider: (1) Authorizing Town staff to proceed with the abatement process on property located at 5983 Crestview Drive owned by Amelia Penelope Lynn Ward by adopting Town Resolution No. 12-\_\_\_\_, "A Resolution of the Town Council of the Town of Paradise Declaring the Felled and Dead Trees at 5983 Crestview Drive, Paradise, California, to be a Public Nuisance; and Directing the Property Owner to Abate Said Public Nuisance"; **(ROLL CALL VOTE)** and, (3) Adopting Town Resolution No. 12-\_\_\_\_, "A Resolution of the Town Council of the Town of Paradise Making Findings that Substandard Housing Conditions at 5983 Crestview Drive, Paradise, California, Constitute a Public Nuisance and Ordering Abatement Relating Thereto;" **(ROLL CALL VOTE); OR, (4) Provide an alternate direction to Town staff.**

#### **6. PUBLIC COMMUNICATION**

This is the time for members of the audience who have completed a "Request to Address Council" card and given it to the Clerk to present items not on the Agenda. Comments should be limited to a maximum of three minutes duration. The Town Council is prohibited by State Law from taking action on any item presented if it is not listed on the Agenda.

#### **7. COUNCIL CONSIDERATION**

- 7a. Review and consider annual appointment of Council Members to represent the Town of Paradise on various County and local committees and/or commissions.
- 7b. Consider authorizing recruitment for a vacancy on the Paradise Planning Commission created by the election of the seated commissioner to the Town Council. Process will include advertisement, application deadline of

January 17, 2013, and an interview process, with appointment scheduled for the February 12, 2013 Regular Council Meeting. **(ROLL CALL VOTE)**

7c. Consider authorizing recruitment and establishing an interview process for applicants to vacancies on the Access Appeals Board; the Building/Fire Code Appeals Board; and, the Development Impact Fee Adjustments Board; set deadlines for applications as January 17, 2013 at 5pm; and, schedule appointments for the February 12, 2013 Council Meeting. **(ROLL CALL VOTE)**

7d. Review Council appointed boards, committees and commissions.

7e. Approve proposed Standard Detail TB-1, Trench Backfill and Restoration Requirements and Standard Detail TB-2, Modified Pavement Restoration Area, with the finding that it is in the best interest of the Town; and, authorize their addition to the Town of Paradise Standard Plans.

7f. Consider approving Town 2012/13 Operating and Capital Budget Adjustments. The adjustments would decrease the general fund deficit and increase the general fund reserves by \$73,932.

7g. Consider adopting the following:

1. Resolution No. 12-\_\_\_, "A Resolution Of The Town Council Of The Town Of Paradise, Fixing the Employer's Contribution Under the Public Employees' Medical And Hospital Care Act With Respect To Members Of A Specific Employee Organization (Paradise Firefighters Association); And Fixing The Employer's Contribution For Employees And The Employer's Contribution For Annuitants At Different Amounts;" **(ROLL CALL VOTE)**

2. Resolution No. 12-\_\_\_, "A Resolution Of The Town Council Of The Town Of Paradise, Fixing the Employer's Contribution Under the Public Employees' Medical And Hospital Care Act With Respect To Members Of A Specific Employee Organization (Paradise Police Officers Association); And Fixing The Employer's Contribution For Employees And The Employer's Contribution For Annuitants At Different Amounts" **(ROLL CALL VOTE)**

3. Resolution No. 12-\_\_\_, "A Resolution Of The Town Council Of The Town Of Paradise, Fixing the Employer's Contribution Under the Public Employees' Medical And Hospital Care Act With Respect To Members Of A Specific Employee Organization (Fire Mid-Management Group); And Fixing The Employer's Contribution For Employees And The Employer's Contribution For Annuitants At Different Amounts". **(ROLL CALL VOTE)**  
OR

4. Refer recommended resolutions back to staff for further development.



- 7h. Consider (1) Adoption Resolution No.12-\_\_\_, A Resolution of the Paradise Town Council Approving the Role of the Mayor in the Paradise Town Council/Manager Form of Municipal Government; **(ROLL CALL VOTE)**; or, (2) Decline to adopt the resolution as submitted.

## **8. COUNCIL COMMUNICATION (Council Initiatives)**

- 8a. Council oral reports of their representation on Committees/Commissions.
- 8b. Consider re-appointment of Terry Mallan to the Butte County Mosquito & Vector Control District for a four-year term beginning January 2013.

## **9. STAFF/COMMISSION/COMMITTEE COMMUNICATION**

- 9a. Town Manager oral reports

## **10. CLOSED SESSION**

- 10a. Pursuant to Government Code section 54956.9(a), the Town Council will hold a closed session to meet with the Town Attorney relating to the following pending litigation: *Brinckerhoff v. Town of Paradise, et al.*, United States District Court Eastern District of California, Case No. 2:10-CV-00023-MCE-GGH.
- 10b. Pursuant to Government Code section 54956.9(b), the Town Council will hold a closed session to meet with the Town Attorney relating to the following pending litigation: *Town of Paradise v. Sierra Preservation Partners, LLC, et al.*, Butte County Superior Court Case No. 157389.
- 10c. Pursuant to Government Code sections 54956.9(b) and 54956.95, the Town Council will hold closed session to consider the following liability claims:
1. Bank of NY Mellon against the Town of Paradise
  2. Rebecca Hayashida against the Town of Paradise
- 10d. Pursuant to Government Code section 54956.9(c), the Town Council will hold a closed session to meet with the Town Attorney to consider initiating litigation - one case.

## **11. ADJOURNMENT**

STATE OF CALIFORNIA ) COUNTY OF BUTTE )	SS.
I declare under penalty of perjury that I am employed by the Town of Paradise in the Town Clerk's Department and that I posted this Agenda on the bulletin Board both inside and outside of Town Hall on the following date:	
<hr/>	
TOWN/ASSISTANT TOWN CLERK SIGNATURE	

**MINUTES**  
**PARADISE TOWN COUNCIL**  
**SPECIAL MEETING – 2:00 PM – November 13, 2012**

The Special Meeting of the Paradise Town Council was called to order by Mayor Culleton at 2:05 pm in the Council Chamber located at 5555 Skyway, Paradise, California. Mayor Culleton led the pledge of allegiance to the Flag of the United States of America.

**COUNCIL MEMBERS PRESENT:** Joe DiDuca, Scott Lotter, Tim Titus, Alan White and Steve “Woody” Culleton, Mayor.

**COUNCIL MEMBERS ABSENT:** None.

**STAFF PRESENT:** Town Clerk Gutierrez, Town Manager Rough, Attorney Moore, Assistant Town Manager Gill, Finance Director Will, HR/Risk Management Analyst Peters, Interim Fire Chief Cone, and Rick Crabtree, Special Counsel to the Town Council.

Rick Crabtree stated that prior to adjourning to closed session it would be appropriate to have the potential witnesses sworn and requested that the parties and their attorneys state their appearances. Dwight Moore introduced himself as the Town Attorney and attorney for Town Manager, Charles L. Rough, Jr.; Doug Thorn stated that he is Special Counsel; Keith Lockwood stated that he is the IAF Representative; and Rick Crabtree stated that he has been retained as Special Counsel to the Town Council. Town Clerk Gutierrez administered an oath compelling truthfulness to the persons present in the room who might be called in as potential witnesses. Mr. Crabtree advised that the witnesses could now be excluded and the Mayor adjourn to hold closed session.

**Item 2a:** Mayor Culleton announced that pursuant to Government Code section 54957(b), notice is hereby given that the Town Council of the Town of Paradise will hold a closed session to consider a personnel action relating to discipline/dismissal/release.

At 5:00 pm Mayor Culleton reconvened the special meeting.

Council concurred to adjourn the special meeting to Monday, November 19, 2012 at 5:00 pm.

DATE APPROVED:

By: \_\_\_\_\_  
Steve “Woody” Culleton, Mayor

\_\_\_\_\_  
Joanna Gutierrez, CMC, Town Clerk

**MINUTES  
PARADISE TOWN COUNCIL  
REGULAR MEETING – 6:00 PM – November 13, 2012**

The Regular Meeting of the Paradise Town Council was called to order by Mayor Steve “Woody” Culleton at 6:02 pm in the Council Chamber located at 5555 Skyway, Paradise, California. Following the Pledge of Allegiance to the Flag of the United States of America, Mayor Culleton offered an invocation.

**COUNCIL MEMBERS PRESENT:** Joe DiDuca, Scott Lotter, Tim Titus, Alan White and Steve “Woody” Culleton.

**COUNCIL MEMBERS ABSENT:** None.

**STAFF PRESENT:** Town Clerk Gutierrez, Town Manager Rough, Town Attorney Moore, Assistant Town Manager Gill, Community Development Director Baker, Interim Fire Chief Cone, Finance Director Will, Police Lieutenant Billington, Building Official Lindsey, Public Works Manager Derr, Associate Civil Engineer Mattox, Assistant Town Clerk Volenski and HR/Risk Management Analyst Peters.

**2. ITEMS DEFERRED FROM PREVIOUS MEETINGS** – None.

**3. CONSENT CALENDAR**

Mayor Culleton called for public comment on the consent calendar.

1. John Rawlings asked that the current Council hold off on the decision to surplus the office furniture and equipment (item 3d) until the new Council is seated, that he thinks the Mayor and Town Council should have an office in the town in which meet with constituents and this furniture might be needed for that purpose.

Manager Rough stated that adoption of the resolution would not preclude the action requested by Mr. Rawlings and that there is plenty of office furniture in supply that could accommodate his concerns.

**MOTION by White, seconded by DiDuca, approved all items on the consent calendar by unanimous vote.**

- 3a. Approved the minutes of the October 9, 2012 Regular Town Council Meeting.
- 3b. Approved Cash Disbursements report in the amount of \$1,348,578.85. (310-10-28)
- 3c. (1) Approved the final quantities per the summary attached to the staff report; (2) Accepted the contract for Various Asphalt Repairs 2012 Project with Franklin Construction Company, Inc. as complete and authorized the

Town Clerk to file a Notice of Completion with the County Recorder's Office with release of the retention following a 35-day lien period, provided no liens are filed; and, (3) Approved additional budget appropriation to transfer \$704.37 from the Transportation Fund (2110) to the Gas Tax Fund (2120) to cover the additional cost of materials. (Total project cost: \$72,509.37) (510-20-51 & 950-40-17)

- 3d. (1) Declared the office items described in the staff report as surplus property; and, (2) Adopted Resolution No. 12-37, A Resolution Declaring Development Services Office Furniture and Property, surplus and Authorizing Disposal Through Sale or Donation by the Public Works Manager; and, (3) Requested that staff provide the newly elected Council Members Bolin and Rawlings an opportunity to inspect the surplus property prior to disposal. (380-10-03)
- 3e. Approved the writing off \$4,222.04 of uncollectible miscellaneous invoices to bad debt. (340-40-12)
- 3f. Reviewed the General Fund Budget status update report and approved the general fund budget adjustments. The Adjustments increase the General Fund deficit and decrease the General Fund reserves by \$20,775. (340-10-33 & 340-40-12)

#### **4. PUBLIC HEARING PROCEDURE**

- a. Staff report (15 minutes total maximum)
- b. Open hearing to the public
  - 1. Project proponents or in favor of (15 minutes total maximum)
  - 2. Project opponents or against (15 minutes total maximum)
  - 3. Rebuttals - when requested (15 minutes total maximum or 3 minutes maximum per speaker)
- c. Close hearing to the public
- d. Council discussion
- e. Motion
- f. Vote

#### **5. PUBLIC HEARINGS** – None.

#### **6. PUBLIC COMMUNICATION**

- 1. Ward Habriel, stated that he is representing the Paradise Garden Club and the Daffodils on the Ridge Project, handed Council a flyer and encouraged the Town Council to support the project by word of mouth, encouraging friends and family from out of town to come and visit the many daffodil sites when the daffodils are in bloom.

## **7. COUNCIL CONSIDERATION**

- 7a. **MOTION by White, seconded by Titus** (1) Approved the purchase of the 1987 SPI Quint Ladder Truck from the City of Marysville in the amount of \$30,000 (no interest), with equal payments of \$10,000 spread over three years; and (2) Authorized the Town Manager to execute the purchase order and payment of all other related documents on behalf of the Town. Roll call vote was unanimous. (440-30-04)

Town Manager Rough reported to Council that the proposed promissory note between the Town and Cal Fire is the final necessary agreement to be executed prior to the transition of fire personnel services from the Town of Paradise to the California Department of Forestry and Fire Protection (Cal Fire). He noted that the interest rate on the loan is 0.382% and not 0.0382% as stated in the staff report.

- 7b. **MOTION by Titus, seconded by White**, adopted Resolution No. 12-38, A Resolution of the Town of Paradise Approving a Post-Retirement Health Care Vesting Promissory Note Between the Town and the California Department of Forestry and Fire Protection (CAL FIRE). The amount of the obligation is \$747,471.60 and would be paid out over a ten-year period at 0.382%. Roll call vote was unanimous. (510-20-55)

## **8. COUNCIL COMMUNICATION (Council Initiatives)**

- 8a. Council oral reports of their representation on Committees/Commissions.

Council Member DiDuca reported on his attendance at the Veterans Day Ceremony in Paradise.

Mayor Culleton reported on his attendance at the Veterans Day Ceremony; on the success of the Cowboy Poetry Event, a fund raiser for the Gold Nugget Museum held at the Paradise Performing Arts Center in Paradise; and, attendance at the Air Force Band performance at the PPAC in Paradise.

Council Member White reminded Council to attend the one of the annual performances of the Nutcracker ballet scheduled at the Performing Arts Center in Paradise.

## **9. STAFF/COMMISSION/COMMITTEE COMMUNICATION**

- 9a. Town Manager oral reports

Manager Rough reminded Council of the annual Tree Lighting Ceremony is scheduled for December 1, 2012 at 6pm at the Paradise Community Park; and, the Volunteers in Police Services dinner on December 5, 2012 at the Paradise Senior Center.

## **10. CLOSED SESSION**

At 6:36 pm Town Clerk Gutierrez announced that the Town Council would adjourn to closed session for the following matters:

- 10a. Pursuant to Government Code section 54956.9(a) the Town Council will hold a closed session to meet with the Town Attorney relating to the following pending litigation: Silverstein et al vs. Town of Paradise et al., United States District Court Eastern District of California, Case No. 2:12-CV-02592-WBS-CMK.
- 10b. Pursuant to Government Code section 54956.9(a) the Town Council will hold a closed session to meet with the Town Attorney relating to the following pending litigation: Town of Paradise vs. Sierra Preservation Partners, LLC, et al., Butte County Superior Court Case No 157389.
- 10c. Pursuant to Government Code section 54956.9 and 54956.95, the Town Council will hold a closed session to consider the liability claim by Bank of NY Mellon against the Town of Paradise.
- 10d. Pursuant to Government Code Section 54957.6, the Town Council will hold a closed session to meet with Charles L. Rough, Jr., Lauren Gill, Gina Will and Crystal Peters, its designated representatives, regarding labor relations between the Town of Paradise and the Paradise Police Officers Association.

Mayor Culleton reconvened the Council meeting at 6:50 pm and announced that no action was taken in closed; direction was given to staff.

## **11. ADJOURNMENT**

Mayor Culleton adjourned the Regular Council at 6:50 pm.

### **DATE APPROVED:**

By: \_\_\_\_\_  
Steve "Woody" Culleton, Mayor

\_\_\_\_\_  
Joanna Gutierrez, CMC, Town Clerk



**MINUTES**  
**PARADISE TOWN COUNCIL**  
**SPECIAL MEETING – 4:00 PM – November 19, 2012**

The Special Meeting of the Paradise Town Council was called to order by Mayor Culleton at 4:05 pm in the Town Council Chamber located at 5555 Skyway, Paradise, California, who led the pledge of allegiance to the flag of the United States of America.

**COUNCIL MEMBERS PRESENT:** Joe DiDuca, Scott Lotter, Tim Titus, Alan White and Steve “Woody” Culleton, Mayor.

**COUNCIL MEMBERS ABSENT:** None.

**STAFF PRESENT:** Town Clerk Gutierrez, Town Manager Rough, Town Attorney Moore, Assistant Town Manager Gill, Finance Director Will.

**2. CLOSED SESSION**

At 4:06 pm Mayor Culleton announced that pursuant to Government Code Section 54957.6, the Town Council will hold a closed session to meet with Charles L. Rough, Jr., Lauren Gill, Gina Will and Crystal Peters, its designated representatives, regarding labor relations between the Town of Paradise and Paradise Police Officers Association.

Mayor Culleton reconvened the meeting at 4:25 pm and announced that no action was taken in closed session; direction was given to staff.

**3. ADJOURNMENT**

Mayor Culleton adjourned the special Town Council Meeting at 4:25 pm.

**DATE APPROVED:**

By: \_\_\_\_\_  
Steve “Woody” Culleton, Mayor

\_\_\_\_\_  
Joanna Gutierrez, CMC, Town Clerk

**MINUTES  
PARADISE TOWN COUNCIL  
ADJOURNED SPECIAL MEETING – 5:00 PM – November 19, 2012**

The Adjourned Special Meeting of the Paradise Town Council was called to order by Mayor Culleton at 5:05 pm in the Council Chamber located at 5555 Skyway, Paradise, California. Mayor Culleton led the pledge of allegiance to the Flag of the United States of America.

The special meeting of November 13, 2012, was adjourned to this date, continuing a closed session matter relating to a personnel action. A notice of adjournment was posted within 24 hours of said adjournment.

**COUNCIL MEMBERS PRESENT:** Joe DiDuca, Scott Lotter, Tim Titus, Alan White and Steve “Woody” Culleton, Mayor.

**COUNCIL MEMBERS ABSENT:** None.

**STAFF PRESENT:** Town Clerk Gutierrez and Rick Crabtree, Special Counsel to the Town Council.

**2. CLOSED SESSION/COUNCIL CONSIDERATION**

At 5:03 pm Mayor Culleton announced that pursuant to Government Code section 54957(b), notice is hereby given that the Town Council of the Town of Paradise will hold a closed session to consider a personnel action relating to discipline/dismissal/release.

At 5:12 pm Mayor Culleton reconvened the special meeting.

Mayor Culleton announced that in closed session, the Town Council met and took action to uphold the dismissal of an employee from the position of Fire Engineer.

**3. ADJOURNMENT**

Mayor Culleton adjourned the Special Meeting at 5:15 pm.

DATE APPROVED:

By: \_\_\_\_\_  
Steve “Woody” Culleton, Mayor

\_\_\_\_\_  
Joanna Gutierrez, CMC, Town Clerk

**MINUTES**  
**PARADISE TOWN COUNCIL**  
**SPECIAL MEETING – 5:00 PM – November 28, 2012**

The Special Meeting of the Town Council was called to order by Mayor Steve “Woody” Culleton at 5:00 pm in the Town Council Chamber located at 5555 Skyway, Paradise, California, who led the the Pledge of Allegiance to the flag of the United States of America

**COUNCIL MEMBERS PRESENT:** Scott Lotter, Tim Titus, Alan White and Steve “Woody” Culleton, Mayor.

**COUNCIL MEMBERS ABSENT:** Joe DiDuca.

**STAFF PRESENT:** Town Clerk Gutierrez, Town Manager Rough, Town Attorney Moore, Finance Director Will, Assistant Town Clerk Volenski, HR/Risk Management Analyst Peters and Police Chief Tazzari-Dineen.

**2. CLOSED SESSION**

At 5:03 pm Mayor Culleton announced that pursuant to Government Code Section 54957.6, the Town Council would hold a closed session to meet with Charles L. Rough, Jr., Lauren Gill, Gina Will and Crystal Peters, its designated representatives, regarding labor relations between the Town of Paradise and the Paradise Police Officers Association. Mayor Culleton reconvened the meeting at 5:15 pm.

**3. COUNCIL CONSIDERATION**

Town Manager Rough reported to Council that the concessions in the proposed Memorandum of Understanding with the Police Officers Association, which amount to a \$66,820 reduction to the current general fund deficit, falls short of the \$92,000 target set for the department by \$25,180 and does not address needed concessions for the next fiscal year. POA concessions include agreement to a cap on the employer paid portion of medical premiums at the 2013 rate; a cap on sick leave accrual; and waiver of holiday pay and uniform allowance through June 30, 2013.

- 3a. MOTION by White, seconded by Titus,** adopted Resolution No. 12-39, A Resolution Approving a Memorandum of Understanding Relating to Employment) Between the Town of Paradise and the Paradise Police Officers Association Covering the Period November 1, 2012 through June 30, 2013. Roll call vote was unanimous; DiDuca absent and not voting.

Town Manager Rough reported to Council that is necessary that he recommend the Council approve the layoff of the most recently hired police officer in order to meet the general fund deficit reduction target set for the police department for this fiscal year and to position the Town to address anticipated challenges in the next fiscal year. The layoff will result in an estimated general fund deficit reduction in the amount of \$25,944 (from 1/27/13 through 6/30/13) and an estimated general fund deficit reduction of \$73,982 (from 7/1/13 – 6/30/14). He informed Council that it does not appear that the proposed

layoff will result in overtime costs in excess of what is currently budgeted; and, the police officer who is to be laid off has requested that the Town consider bringing him back as a Level I Reserve Police Officer at an hourly rate.

Mayor Culleton opened the matter for public comment.

1. Brian Dudar stated that he is a general dentist in Paradise, that he is concerned about medical marijuana growing in Town and the related increase of crime, that this is not the time to cut the police force and that he is against the adoption of Resolution No. 12-40 that would approve the layoff of a police officer.
2. Dennis Therien stated that has worked as a deputy sheriff in the Bay area, that he is concerned for the safety of Town police officers working with a reduced force, and that he thinks the Town will be paying out any savings realized from the layoff in overtime costs.
3. Robert Wright, President of the Police Officers Association, thanked the Council for the opportunity to speak and to discuss the impacts the POA believe the layoff will have on the community; stated that when the Town was incorporated there were twenty-seven officers and nine dispatchers; there now are fourteen officers, four sergeants, and nine vacancies, and this will represent the tenth; and, there are six dispatchers and three vacancies; that across the board cuts in the organization, such as to public works and animal control, have created additional burdens for a department that is already stretched too thin; discussed concessions made over the past three years, and recent concessions that were made to help the Town and insure that staffing would not be cut; and, asked the Council to consider how the layoff will affect the community and business growth.

Council discussed that it is a fiscal necessity that the general fund deficit be reduced; that the POA was fully informed in July of the amount needed from the police department to meet its target reduction and that a layoff could be a consequence if other concessions were not approved.

- 3b. **MOTION by White, seconded by Lotter**, adopted Resolution No. 12-40, A Resolution of the Town Council of the Town of Paradise Concerning Layoff Due to a Reduction in Town Revenues. Roll call vote was unanimous; DiDuca absent and not voting. The resolution authorizes layoff of the most recently hired police officer.

#### **4. ADJOURNMENT**

Mayor Culleton adjourned the Special Council Meeting at 5:42 pm.

DATE APPROVED:

By: \_\_\_\_\_  
Steve "Woody" Culleton, Mayor

\_\_\_\_\_  
Joanna Gutierrez, CMC, Town Clerk





**Town of Paradise  
Council Agenda Summary  
Date: December 11, 2012**

**Agenda Item:1h**

**Originated by:** Joanna Gutierrez, Town Clerk

**Reviewed by:** Gina Will, Finance Director  
Dwight L. Moore, Town Attorney  
Charles L. Rough, Jr., Town Manager  
Lauren Gill, Assistant Town Manager

**Subject:** Certification by the Town Council of the November 6, 2012 General Election Results

---

**COUNCIL ACTION REQUESTED:** Adopt Resolution No. 12-41, A Resolution of the Town Council of the Town of Paradise Reciting the Fact of the General Municipal Election Consolidated with the Statewide General Election held on November 6, 2012 Declaring the Result and Such Other Matters as Provided by Law. **(ROLL CALL VOTE)**

**BACKGROUND:** On May 1, 2012, the Town Council adopted Resolution No. 12-18, requesting the Board of Supervisors to consolidate a General Municipal Election for the Town of Paradise with the Statewide General Election to be held on November 6, 2012, for the purpose of the election of three Town Council Members for a four-year term each.

The Board of Supervisors of the County of Butte approved the consolidation and the following candidates for the Paradise Town Council were placed on the November 6, 2012, ballot:

Candidates for Town Council (vote for three)

1. Greg Bolin
2. Steve "Woody" Culleton
3. John J. Rawlings
4. Stanley D. McEtchin

On November 27, 2012, the Butte County Clerk Election Department emailed copies of the Certification and Statement of Votes Cast for the November 6, 2012 General Election. The certification declares that Greg Bolin, Steve "Woody" Culleton and John J. Rawlings received the highest number of votes cast at the election.

The Election Code states that for a consolidated election, upon completion of the canvass and before installing the new officers, the governing body shall adopt a resolution reciting the fact of the election and declare elected the persons for whom the highest number of votes was cast for each office. As such, the "Resolution Reciting the Fact of the General Municipal Election Consolidated with the Statewide General



Election held on November 6, 2012 Declaring the Result and Such Other Matters as provided by Law” is presented for your consideration.

Attached as Exhibit A to the resolution are the following documents: a copy of the Town Clerk certification of receipt of election results; the transmittal letter from Butte County; the Certification by the Butte County Clerk-Recorder/Registrar of Voters; the seven-page Election Summary Report - Countywide Cumulative; and, the applicable pages 181 through 234 relating to the Town of Paradise candidates from the Statement of Votes. The original statement of votes cast is a 234-page document and may be viewed at the Butte County Internet Website at [www.buttecounty.net/](http://www.buttecounty.net/). A link to the County website is also posted on the Town of Paradise Home page at [www.townofparadise.com](http://www.townofparadise.com) and from the Election button on either the Town Clerk or the Town Council Home page.

**FINANCIAL IMPACT:** The Town will be receiving a bill from the Butte County elections department for the Town’s shared cost of the election.

**TOWN OF PARADISE  
RESOLUTION NO. 12-41**

**A RESOLUTION OF THE TOWN COUNCIL OF THE TOWN OF PARADISE  
RECITING THE FACT OF THE GENERAL MUNICIPAL ELECTION CONSOLIDATED  
WITH THE STATEWIDE GENERAL ELECTION HELD ON NOVEMBER 6, 2012,  
DECLARING THE RESULT AND SUCH OTHER MATTERS AS PROVIDED BY LAW**

WHEREAS, a General Municipal Election consolidated with the Statewide General Election was held and conducted in the Town of Paradise, California, on Tuesday, November 6, 2012, as required by law **for the purpose of the election of three Town Council Members for a four-year term each;** and

WHEREAS, notice of the election was given in time, form and manner as provided by law; voting precincts were properly established; election officers were appointed and in all respects, the election was held and conducted and the votes were cast, received and canvassed and the returns made and declared in time, form and manner as required by the provisions of the Elections Code of the State of California for the holding of elections in general law cities; and

WHEREAS, pursuant to Resolution No. 12-18, adopted by the Paradise Town Council on May 1, 2012, the Butte County Clerk canvassed the returns of the election and has certified the results to this Town Council; and the Butte County Clerk/Recorder certification and applicable pages of the Statement of Votes cast are marked as Exhibit A and attached to this resolution;

NOW, THEREFORE, the Town Council of the Town of Paradise, does resolve, declare, determine and order as follows:

Section 1: That the total number of votes cast in the Town was 23,234;

Section 2. That the names of persons voted for at the election for Member of the Town Council are as follows:

1. Greg Bolin
2. Steve "Woody" Culleton
3. John J. Rawlings
4. Stanley D. McEtchin

Section 3. The Town Council does declare and determine that: Greg Bolin, John J. Rawlings and Steve "woody" Culleton were elected as Members of the Paradise Town Council for full four-year terms; and,

Section 4. Exhibit "A" attached to this resolution shall be the official record of the Town of Paradise as to the result of the election showing: (1) The total

number of votes cast in the Town; (2) The names of the persons voted for; (3) For what office each person was voted for; (4) The number of votes given at each precinct to each person; and, (5) The total number of votes given to each person.

Section 5. The Town Clerk shall immediately make and deliver to each of the persons so elected a Certificate of Election signed by the Town Clerk and authenticated; shall administer to each person elected the Oath of Office prescribed in the Constitution of the State of California; and, shall have the persons elected subscribe to the oath and cause it to be filed in the office of the Town Clerk; and, each and all of the persons so elected shall be inducted into the respective office to which they have been elected.

Section 6. The Town Clerk shall certify to the passage and adoption of this resolution and enter it into the book of original resolutions.

PASSED AND ADOPTED by the Town Council of the Town of Paradise this 11th day of December, 2012, by the following vote:

AYES:

NOES:

ABSENT:

NOT VOTING:

\_\_\_\_\_  
Mayor

ATTEST:

\_\_\_\_\_  
JOANNA GUTIERREZ, CMC, Town Clerk

APPROVED AS TO FORM:

\_\_\_\_\_  
DWIGHT L. MOORE, Town Attorney

## RESOLUTION NO. 12-41

### EXHIBIT A

- Town Clerk Certificate of Election Results
- County Clerk/Registrar of Voters Certification
- Election Summary Report dated 11/20/2012 – (7 pages)
- Statement of Votes Cast dated 11/20/2012 (pages 181-234)



# TOWN OF PARADISE

5555 SKYWAY • PARADISE, CALIFORNIA 95969-4931

TELEPHONE (530) 872-6291 FAX (530) 877-5059


[www.townofparadise.com](http://www.townofparadise.com)


## Certificate of Election Results

State of California  
County of Butte } ss.  
Town of Paradise

I, Joanna Gutierrez, Town Clerk of the Town of Paradise, hereby certify receipt of the Certification and Statement of Votes Cast at the Consolidated General Election held on November 6, 2012, for the Town of Paradise candidates as provided by the Butte County Clerk-Records/Registrar of Voters, as herein set forth. The certification includes the seven-page "Election Summary Report" and the 234-page Statement of Votes Cast.

I affix my hand and official seal this 3rd day of December, 2012.



  
Joanna Gutierrez, CMC  
Town Clerk and Elections Official

**CANDACE J. GRUBBS**  
**COUNTY CLERK-RECORDER/REGISTRAR OF VOTERS**  
**COUNTY OF BUTTE**

**Elections Division**

25 County Center Drive, Suite 110  
Oroville, CA 95965-3361



530-538-7761  
800-894-7761  
Fax: 530-538-6853  
<http://clerk-recorder.buttecounty.net>

SENT VIA EMAIL

November 27, 2012

Joanna Gutierrez  
Paradise Town Clerk  
5555 Skyway  
Paradise CA 95969

Dear Joanna:


Enclosed you will find a copy of the Certification and Statement of Votes Cast at the November 6, 2012 Consolidated General Election for your jurisdiction.

If you have any questions or need further information, please contact the Butte County Elections Office at 530-7761.

Sincerely,

Candace J. Grubbs  
Butte County Clerk-Recorder/Registrar of Voters






**Certification of  
County Clerk-Recorder/Registrar of Voters  
to the Results of the Canvass  
of the November 6, 2012  
Consolidated General Election**

STATE OF CALIFORNIA }  
County of Butte } ss.

I, Candace J. Grubbs, County Clerk-Recorder/Registrar of Voters of Butte County, do hereby certify that, in pursuance of the provisions of Elections Code Section 15300, et. seq., I did canvass the results of the votes cast in the Consolidated General Election held in Butte County on November 6, 2012, for the contests and measures that were submitted to the vote of the voters, and that the Statement of Votes Cast to which this certificate is attached, is full, true and correct.

I hereby set my hand and official seal this 20<sup>th</sup> day of November, 2012, at Oroville, California.



  
Candace J. Grubbs  
County Clerk-Recorder/Registrar of Voters  
County of Butte, State of California

**BUTTE COUNTY, CALIFORNIA  
ELECTION SUMMARY REPORT  
Official Results - November 6, 2012  
Countywide Cumulative**

Date:11/20/12  
Time:14:20:42  
Page:1 of 7

Registered Voters 122554 - Cards Cast 91722 74.84%

Num. Report Precinct 155 - Num. Reporting 155 100.00%

PRESIDENT/VICE PRESIDENT		
	Total	
Number of Precincts	155	
Precincts Reporting	155	100.0 %
Vote For	1	
Times Counted	91722/122554	74.8 %
Total Votes	91021	
Times Blank Voted	652	
Times Over Voted	49	
Number Of Under Votes	0	
ROMNEY/RYAN	44479	48.87%
OBAMA/BIDEN	42669	46.88%
JOHNSON/GRAY	1334	1.47%
STEIN/HONKALA	840	0.92%
BARR/SHEEHAN	562	0.62%
HOEFLING/ORNELAS	454	0.50%
Write-in Votes	683	0.75%

STATE SENATOR 4TH DISTRICT		
	Total	
Number of Precincts	155	
Precincts Reporting	155	100.0 %
Vote For	1	
Times Counted	91722/122554	74.8 %
Total Votes	85470	
Times Blank Voted	5884	
Times Over Voted	368	
Number Of Under Votes	0	
JIM NIELSEN	35363	41.37%
MICKEY HARRINGTON	25399	29.72%
JANN REED	11796	13.80%
DAN LOGUE	9446	11.05%
DAN LEVINE	2136	2.50%
BENJAMIN EMERY	1240	1.45%
Write-in Votes	90	0.11%

UNITED STATES SENATOR		
	Total	
Number of Precincts	155	
Precincts Reporting	155	100.0 %
Vote For	1	
Times Counted	91722/122554	74.8 %
Total Votes	88662	
Times Blank Voted	3052	
Times Over Voted	8	
Number Of Under Votes	0	
ELIZABETH EMKEN	44981	50.73%
DIANNE FEINSTEIN	43681	49.27%

STATE ASSEMBLY 1ST DISTRICT		
	Total	
Number of Precincts	26	
Precincts Reporting	26	100.0 %
Vote For	1	
Times Counted	9261/12156	76.2 %
Total Votes	7285	
Times Blank Voted	1974	
Times Over Voted	2	
Number Of Under Votes	0	
BRIAN DAHLE	4738	65.04%
RICK BOSETTI	2547	34.96%

U.S. REPRESENTATIVE 1ST CONGRESSIONAL DISTRICT		
	Total	
Number of Precincts	155	
Precincts Reporting	155	100.0 %
Vote For	1	
Times Counted	91722/122554	74.8 %
Total Votes	87271	
Times Blank Voted	4440	
Times Over Voted	11	
Number Of Under Votes	0	
DOUG LA MALFA	44845	51.39%
JIM REED	42426	48.61%

STATE ASSEMBLY 3RD DISTRICT		
	Total	
Number of Precincts	129	
Precincts Reporting	129	100.0 %
Vote For	1	
Times Counted	82461/110398	74.7 %
Total Votes	75044	
Times Blank Voted	7410	
Times Over Voted	7	
Number Of Under Votes	0	
DAN LOGUE	38677	51.54%
CHARLES ROUSE	36367	48.46%

**BUTTE COUNTY, CALIFORNIA  
ELECTION SUMMARY REPORT  
Official Results - November 6, 2012  
Countywide Cumulative**

Date:11/20/12  
Time:14:20:42  
Page:2 of 7

Registered Voters 122554 - Cards Cast 91722 74.84%

Num. Report Precinct 155 - Num. Reporting 155 100.00%

BUTTE COUNTY BOARD EDUCATION TA 1		
	Total	
Number of Precincts	63	
Precincts Reporting	63	100.0 %
Vote For	3	
Times Counted	46726/61910	75.5 %
Total Votes	66377	
Times Blank Voted	13320	
Times Over Voted	8	
Number Of Under Votes	33817	
ROGER C. STEEL	18452	27.80%
AMY CHRISTIANSON	17454	26.30%
RYNE LADD JOHNSON	15484	23.33%
ROBERT W. PURVIS	14701	22.15%
Write-in Votes	286	0.43%

BUTTE COUNTY BOARD EDUCATION TA 4		
	Total	
Number of Precincts	15	
Precincts Reporting	15	100.0 %
Vote For	1	
Times Counted	7570/9924	76.3 %
Total Votes	5912	
Times Blank Voted	1655	
Times Over Voted	3	
Number Of Under Votes	0	
BRENDA MC LAUGHLIN	3647	61.69%
CASEY ACKERMAN	2244	37.96%
Write-in Votes	21	0.36%

BUTTE-GLENN COMMUNITY COLLEGE DISTRICT TA 1		
	Total	
Number of Precincts	154	
Precincts Reporting	154	100.0 %
Vote For	1	
Times Counted	91503/122269	74.8 %
Total Votes	66271	
Times Blank Voted	25220	
Times Over Voted	12	
Number Of Under Votes	0	
LOU CECCHI	33392	50.39%
DON REMLEY	32563	49.14%
Write-in Votes	316	0.48%

BUTTE-GLENN COMMUNITY COLLEGE DISTRICT TA 7		
	Total	
Number of Precincts	154	
Precincts Reporting	154	100.0 %
Vote For	1	
Times Counted	91503/122269	74.8 %
Total Votes	62853	
Times Blank Voted	28640	
Times Over Voted	10	
Number Of Under Votes	0	
DAVID VODDEN	31503	50.12%
EUGENE MASSA, JR.	31041	49.39%
Write-in Votes	309	0.49%

BIGGS UNIFIED SCHOOL DISTRICT		
	Total	
Number of Precincts	5	
Precincts Reporting	5	100.0 %
Vote For	2	
Times Counted	1297/1764	73.5 %
Total Votes	1937	
Times Blank Voted	88	
Times Over Voted	0	
Number Of Under Votes	481	
KARI L. WHEELER	812	41.92%
ROBIN L. CLARK	402	20.75%
TRAVIS E. SMITH	398	20.55%
KRIS SCOTT	321	16.57%
Write-in Votes	4	0.21%

CHICO UNIFIED SCHOOL DISTRICT		
	Total	
Number of Precincts	63	
Precincts Reporting	63	100.0 %
Vote For	2	
Times Counted	46726/61910	75.5 %
Total Votes	57385	
Times Blank Voted	12538	
Times Over Voted	59	
Number Of Under Votes	10873	
LIZ GRIFFIN	18254	31.81%
LINDA HOVEY	15690	27.34%
GARY M. LOUSTALE	13628	23.75%
ERIK LYON	9657	16.83%
Write-in Votes	156	0.27%

**BUTTE COUNTY, CALIFORNIA  
ELECTION SUMMARY REPORT  
Official Results - November 6, 2012  
Countywide Cumulative**

Date:11/20/12  
Time:14:20:42  
Page:3 of 7

Registered Voters 122554 - Cards Cast 91722 74.84%

Num. Report Precinct 155 - Num. Reporting 155 100.00%

DURHAM UNIFIED SCHOOL DISTRICT		
	Total	
Number of Precincts	4	
Precincts Reporting	4	100.0 %
Vote For	3	
Times Counted	2596/3258	79.7 %
Total Votes	5311	
Times Blank Voted	247	
Times Over Voted	0	
Number Of Under Votes	1736	
ROBERT BULTEMA	1663	31.31%
ED MC LAUGHLIN	1369	25.78%
MARK E. KIMMELSHUE	1313	24.72%
DEB MC CABE	957	18.02%
Write-in Votes	9	0.17%

THERMALITO UNION SCHOOL DISTRICT		
	Total	
Number of Precincts	14	
Precincts Reporting	14	100.0 %
Vote For	2	
Times Counted	3015/4723	63.8 %
Total Votes	4427	
Times Blank Voted	406	
Times Over Voted	3	
Number Of Under Votes	785	
SUSAN DUNN	1433	32.37%
LENA CORREA	1299	29.34%
CINDY FRANCHI	1094	24.71%
MARK W. WALKER	586	13.24%
Write-in Votes	15	0.34%

GRIDLEY UNIFIED SCHOOL DISTRICT TA 2		
	Total	
Number of Precincts	6	
Precincts Reporting	6	100.0 %
Vote For	2	
Times Counted	3677/4902	75.0 %
Total Votes	5190	
Times Blank Voted	380	
Times Over Voted	1	
Number Of Under Votes	1402	
KATHY WHEELER	2108	40.62%
ERIC WATERBURY	1695	32.66%
JIM ROULSTEN	1365	26.30%
Write-in Votes	22	0.42%

COUNTY SUPERVISOR 5TH DISTRICT		
	Total	
Number of Precincts	37	
Precincts Reporting	37	100.0 %
Vote For	1	
Times Counted	21683/27665	78.4 %
Total Votes	19009	
Times Blank Voted	2672	
Times Over Voted	2	
Number Of Under Votes	0	
DOUG TEETER	11847	62.32%
JOE DI DUCA	7123	37.47%
Write-in Votes	39	0.21%

PARADISE UNIFIED SCHOOL DISTRICT		
	Total	
Number of Precincts	27	
Precincts Reporting	27	100.0 %
Vote For	3	
Times Counted	19055/24493	77.8 %
Total Votes	37731	
Times Blank Voted	3283	
Times Over Voted	14	
Number Of Under Votes	9543	
R. ZUCCOLILLO	7989	21.17%
DONNA NICHOLS	7259	19.24%
TOM CONRY	7249	19.21%
LISA NELSON	6925	18.35%
C. CLIFFORD	3429	9.09%
BRETT DENHALTER	2778	7.36%
ROBERT B. RIVERS	2003	5.31%
Write-in Votes	99	0.26%

BIGGS CITY COUNCIL		
	Total	
Number of Precincts	1	
Precincts Reporting	1	100.0 %
Vote For	2	
Times Counted	516/750	68.8 %
Total Votes	777	
Times Blank Voted	27	
Times Over Voted	0	
Number Of Under Votes	201	
ROGER L. FRITH	301	38.74%
JOHN G. BUSCH	242	31.15%
MIKE BOTTORFF	221	28.44%
Write-in Votes	13	1.67%

**BUTTE COUNTY, CALIFORNIA  
ELECTION SUMMARY REPORT  
Official Results - November 6, 2012  
Countywide Cumulative**

Date:11/20/12  
Time:14:20:42  
Page:4 of 7

Registered Voters 122554 - Cards Cast 91722 74.84%

Num. Report Precinct 155 - Num. Reporting 155 100.00%

**CHICO CITY COUNCIL**

	Total	
Number of Precincts	38	
Precincts Reporting	38	100.0 %
Vote For	4	
Times Counted	35576/47744	74.5 %
Total Votes	106780	
Times Blank Voted	3952	
Times Over Voted	81	
Number Of Under Votes	19392	
ANN SCHWAB	15015	14.06%
TAMI RITTER	13172	12.34%
SEAN MORGAN	11801	11.05%
RANDALL STONE	11546	10.81%
ANDREW COOLIDGE	11324	10.60%
TOBY SCHINDELBECK	10099	9.46%
BOB EVANS	10086	9.45%
KIMBERLY RUDISILL	8491	7.95%
DAVE KELLEY	7178	6.72%
DAVE DONNAN	4442	4.16%
LISA DUARTE	3483	3.26%
Write-in Votes	143	0.13%

**OROVILLE CITY COUNCIL**

	Total	
Number of Precincts	12	
Precincts Reporting	12	100.0 %
Vote For	3	
Times Counted	4300/6397	67.2 %
Total Votes	9008	
Times Blank Voted	521	
Times Over Voted	1	
Number Of Under Votes	2326	
DAVID W. PITTMAN	2476	27.49%
ALLEN SIMPSON	2197	24.39%
THIL CHAN WILCOX	1629	18.08%
ALFREDA FLINT	1452	16.12%
RICHARD A. FLINT	1206	13.39%
Write-in Votes	48	0.53%

**PARADISE TOWN COUNCIL**

	Total	
Number of Precincts	16	
Precincts Reporting	16	100.0 %
Vote For	3	
Times Counted	12840/16448	78.1 %
Total Votes	23234	
Times Blank Voted	1960	
Times Over Voted	1	
Number Of Under Votes	9403	
GREG BOLIN	8133	35.00%
WOODY CULLETON	6379	27.46%
JOHN J. RAWLINGS	6035	25.97%
STANLEY MC ETCHIN	2568	11.05%
Write-in Votes	119	0.51%

**PARADISE IRRIGATION DISTRICT**

<b>DIV 5</b>	Total	
Number of Precincts	14	
Precincts Reporting	14	100.0 %
Vote For	1	
Times Counted	12616/16200	77.9 %
Total Votes	10401	
Times Blank Voted	2215	
Times Over Voted	0	
Number Of Under Votes	0	
DOUG FLESHER	7153	68.77%
RICK HALL	3224	31.00%
Write-in Votes	24	0.23%

**FEATHER RIVER RECREATION  
AND PARK DISTRICT FULL TERM**

	Total	
Number of Precincts	45	
Precincts Reporting	45	100.0 %
Vote For	3	
Times Counted	17734/25291	70.1 %
Total Votes	37299	
Times Blank Voted	2010	
Times Over Voted	19	
Number Of Under Votes	9816	
MARCIA K. CARTER	6205	16.64%
VICTORIA K. COOTS	6182	16.57%
PATTY NORTON	4785	12.83%
CHRIS L. POBLANO	4585	12.29%
KAREN L. WHITLOW	4566	12.24%
TJ ROLAND JENSEN	4360	11.69%
VIRGLE N. GAGE	3966	10.63%
EVA R. LINCOLN	2566	6.88%
Write-in Votes	84	0.23%

**FEATHER RIVER RECREATION  
AND PARK DISTRICT SHORT TERM**

	Total	
Number of Precincts	45	
Precincts Reporting	45	100.0 %
Vote For	1	
Times Counted	17734/25291	70.1 %
Total Votes	14782	
Times Blank Voted	2950	
Times Over Voted	2	
Number Of Under Votes	0	
JAN HILL	8175	55.30%
JOHN T. ALLEN	6513	44.06%
Write-in Votes	94	0.64%

**BUTTE COUNTY, CALIFORNIA**  
**ELECTION SUMMARY REPORT**  
**Official Results - November 6, 2012**  
**Countywide Cumulative**

Date:11/20/12  
Time:14:20:42  
Page:5 of 7

Registered Voters 122554 - Cards Cast 91722 74.84%

Num. Report Precinct 155 - Num. Reporting 155 100.00%

SOUTH FEATHER WATER AND POWER AGENCY DIV 2		
	Total	
Number of Precincts	12	
Precincts Reporting	12	100.0 %
Vote For	1	
Times Counted	8542/11301	75.6 %
Total Votes	7292	
Times Blank Voted	1249	
Times Over Voted	1	
Number Of Under Votes	0	
LOU LODIGIANI	4452	61.05%
REGINA MUNSTER	2822	38.70%
Write-in Votes	18	0.25%

STATE PROP 32 POLITICAL CONTRIBUTIONS		
	Total	
Number of Precincts	155	
Precincts Reporting	155	100.0 %
Vote For	1	
Times Counted	91722/122554	74.8 %
Total Votes	87163	
Times Blank Voted	4538	
Times Over Voted	21	
Number Of Under Votes	0	
No	45239	51.90%
Yes	41924	48.10%

THERMALITO WATER AND SEWER DISTRICT DIV 4		
	Total	
Number of Precincts	8	
Precincts Reporting	8	100.0 %
Vote For	1	
Times Counted	2618/4131	63.4 %
Total Votes	2301	
Times Blank Voted	315	
Times Over Voted	2	
Number Of Under Votes	0	
BRIAN PULLEY	1144	49.72%
DUANE O'DONNELL	796	34.59%
SHARON ABSHIER	354	15.38%
Write-in Votes	7	0.30%

STATE PROP 33 AUTO INSURANCE		
	Total	
Number of Precincts	155	
Precincts Reporting	155	100.0 %
Vote For	1	
Times Counted	91722/122554	74.8 %
Total Votes	85326	
Times Blank Voted	6384	
Times Over Voted	12	
Number Of Under Votes	0	
No	48849	57.25%
Yes	36477	42.75%

STATE PROP 30 EDUCATION		
	Total	
Number of Precincts	155	
Precincts Reporting	155	100.0 %
Vote For	1	
Times Counted	91722/122554	74.8 %
Total Votes	88549	
Times Blank Voted	3161	
Times Over Voted	12	
Number Of Under Votes	0	
No	45336	51.20%
Yes	43213	48.80%

STATE PROP 34 DEATH PENALTY		
	Total	
Number of Precincts	155	
Precincts Reporting	155	100.0 %
Vote For	1	
Times Counted	91722/122554	74.8 %
Total Votes	86846	
Times Blank Voted	4857	
Times Over Voted	19	
Number Of Under Votes	0	
No	51973	59.85%
Yes	34873	40.15%

STATE PROP 31 STATE BUDGET		
	Total	
Number of Precincts	155	
Precincts Reporting	155	100.0 %
Vote For	1	
Times Counted	91722/122554	74.8 %
Total Votes	82922	
Times Blank Voted	8792	
Times Over Voted	8	
Number Of Under Votes	0	
No	45060	54.34%
Yes	37862	45.66%

STATE PROP 35 HUMAN TRAFFICKING		
	Total	
Number of Precincts	155	
Precincts Reporting	155	100.0 %
Vote For	1	
Times Counted	91722/122554	74.8 %
Total Votes	86600	
Times Blank Voted	5106	
Times Over Voted	16	
Number Of Under Votes	0	
Yes	66879	77.23%
No	19721	22.77%



**BUTTE COUNTY, CALIFORNIA  
ELECTION SUMMARY REPORT  
Official Results - November 6, 2012  
Countywide Cumulative**

Date:11/20/12  
Time:14:20:42  
Page:6 of 7

Registered Voters 122554 - Cards Cast 91722 74.84%

Num. Report Precinct 155 - Num. Reporting 155 100.00%

STATE PROP 36 THREE STRIKES			
	Total		
Number of Precincts	155		
Precincts Reporting	155	100.0 %	
Vote For	1		
Times Counted	91722/122554	74.8 %	
Total Votes	86827		
Times Blank Voted	4877		
Times Over Voted	18		
Number Of Under Votes	0		
Yes	58484	67.36%	
No	28343	32.64%	

STATE PROP 40 SENATE REDISTRICTING			
	Total		
Number of Precincts	155		
Precincts Reporting	155	100.0 %	
Vote For	1		
Times Counted	91722/122554	74.8 %	
Total Votes	81959		
Times Blank Voted	9748		
Times Over Voted	15		
Number Of Under Votes	0		
Yes	59438	72.52%	
No	22521	27.48%	

STATE PROP 37 GENETIC ENGINEERED FOODS			
	Total		
Number of Precincts	155		
Precincts Reporting	155	100.0 %	
Vote For	1		
Times Counted	91722/122554	74.8 %	
Total Votes	88172		
Times Blank Voted	3542		
Times Over Voted	8		
Number Of Under Votes	0		
No	47684	54.08%	
Yes	40488	45.92%	

MEASURE H COUNTY ABANDONED VEHICLE FEE			
	Total		
Number of Precincts	155		
Precincts Reporting	155	100.0 %	
Vote For	1		
Times Counted	91722/122554	74.8 %	
Total Votes	82748		
Times Blank Voted	8967		
Times Over Voted	7		
Number Of Under Votes	0		
Yes	60690	73.34%	
No	22058	26.66%	

STATE PROP 38 EDUCATION TAX FUND			
	Total		
Number of Precincts	155		
Precincts Reporting	155	100.0 %	
Vote For	1		
Times Counted	91722/122554	74.8 %	
Total Votes	86189		
Times Blank Voted	5519		
Times Over Voted	14		
Number Of Under Votes	0		
No	66032	76.61%	
Yes	20157	23.39%	

MEASURE J CHICO TELEPHONE USERS TAX			
	Total		
Number of Precincts	38		
Precincts Reporting	38	100.0 %	
Vote For	1		
Times Counted	35576/47744	74.5 %	
Total Votes	30738		
Times Blank Voted	4837		
Times Over Voted	1		
Number Of Under Votes	0		
No	16481	53.62%	
Yes	14257	46.38%	

STATE PROP 39 CLEAN ENERGY			
	Total		
Number of Precincts	155		
Precincts Reporting	155	100.0 %	
Vote For	1		
Times Counted	91722/122554	74.8 %	
Total Votes	84673		
Times Blank Voted	7041		
Times Over Voted	8		
Number Of Under Votes	0		
Yes	46711	55.17%	
No	37962	44.83%	

MEASURE K CHICO POLITICAL FREE SPEECH			
	Total		
Number of Precincts	38		
Precincts Reporting	38	100.0 %	
Vote For	1		
Times Counted	35576/47744	74.5 %	
Total Votes	30170		
Times Blank Voted	5404		
Times Over Voted	2		
Number Of Under Votes	0		
Yes	17747	58.82%	
No	12423	41.18%	

**BUTTE COUNTY, CALIFORNIA  
ELECTION SUMMARY REPORT  
Official Results - November 6, 2012  
Countywide Cumulative**

Date:11/20/12  
Time:14:20:42  
Page:7 of 7

Registered Voters 122554 - Cards Cast 91722 74.84%

Num. Report Precinct 155 - Num. Reporting 155 100.00%

MEASURE L CHICO CHARTER AMENDMENT CITY CLERK		
	Total	
Number of Precincts	38	
Precincts Reporting	38	100.0 %
Vote For	1	
Times Counted	35576/47744	74.5 %
Total Votes	28757	
Times Blank Voted	6815	
Times Over Voted	4	
Number Of Under Votes	0	
Yes	18634	64.80%
No	10123	35.20%

MEASURE M EL MEDIO FIRE GENERAL OBLIGATION BOND		
	Total	
Number of Precincts	2	
Precincts Reporting	2	100.0 %
Vote For	1	
Times Counted	1226/2186	56.1 %
Total Votes	1157	
Times Blank Voted	68	
Times Over Voted	1	
Number Of Under Votes	0	
Bonds Yes	653	56.44%
Bonds No	504	43.56%

MEASURE V YUBA CO BOARD EDUCATION REDUCTION		
	Total	
Number of Precincts	1	
Precincts Reporting	1	100.0 %
Vote For	1	
Times Counted	219/285	76.8 %
Total Votes	187	
Times Blank Voted	32	
Times Over Voted	0	
Number Of Under Votes	0	
Yes-For decreasing	144	77.01%
No-For decreasing	43	22.99%

MEASURE E CHICO UNIFIED SCHOOL DISTRICT BOND		
	Total	
Number of Precincts	63	
Precincts Reporting	63	100.0 %
Vote For	1	
Times Counted	46726/61910	75.5 %
Total Votes	41734	
Times Blank Voted	4991	
Times Over Voted	1	
Number Of Under Votes	0	
Bonds-Yes	27112	64.96%
Bonds-No	14622	35.04%

MEASURE G GRIDLEY UNIFIED SCHOOL DISTRICT BOND		
	Total	
Number of Precincts	6	
Precincts Reporting	6	100.0 %
Vote For	1	
Times Counted	3677/4902	75.0 %
Total Votes	3577	
Times Blank Voted	100	
Times Over Voted	0	
Number Of Under Votes	0	
Bonds-No	2200	61.50%
Bonds-Yes	1377	38.50%

Statement of Votes Cast  
 Presidential General Election - November 6, 2012  
 Butte County, California  
 Municipal

Date: 11/20/12  
 Time: 14:11:09  
 Page: 181 of 234

PARADISE TOWN COUNCIL							
	Reg. Voters	Vote For	Times Counted	Total Votes	Times Blank Voted	Times Over Voted	Number Of Under Votes
Jurisdiction Wide							
1101							
Polls-OS	-	-	-	-	-	-	-
Polls-TS	-	-	-	-	-	-	-
VBM	-	-	-	-	-	-	-
MB	-	-	-	-	-	-	-
Total	-	-	-	-	-	-	-
1102							
Polls-OS	-	-	-	-	-	-	-
Polls-TS	-	-	-	-	-	-	-
VBM	-	-	-	-	-	-	-
MB	-	-	-	-	-	-	-
Total	-	-	-	-	-	-	-
1103							
Polls-OS	-	-	-	-	-	-	-
Polls-TS	-	-	-	-	-	-	-
VBM	-	-	-	-	-	-	-
MB	-	-	-	-	-	-	-
Total	-	-	-	-	-	-	-
1104							
Polls-OS	-	-	-	-	-	-	-
Polls-TS	-	-	-	-	-	-	-
VBM	-	-	-	-	-	-	-
MB	-	-	-	-	-	-	-
Total	-	-	-	-	-	-	-
1105							
Polls-OS	-	-	-	-	-	-	-
Polls-TS	-	-	-	-	-	-	-
VBM	-	-	-	-	-	-	-
MB	-	-	-	-	-	-	-
Total	-	-	-	-	-	-	-
1801							
Polls-OS	-	-	-	-	-	-	-
Polls-TS	-	-	-	-	-	-	-
VBM	-	-	-	-	-	-	-
MB	-	-	-	-	-	-	-
Total	-	-	-	-	-	-	-
1802							
Polls-OS	-	-	-	-	-	-	-
Polls-TS	-	-	-	-	-	-	-
VBM	-	-	-	-	-	-	-
MB	-	-	-	-	-	-	-
Total	-	-	-	-	-	-	-
1803							
Polls-OS	-	-	-	-	-	-	-
Polls-TS	-	-	-	-	-	-	-
VBM	-	-	-	-	-	-	-
MB	-	-	-	-	-	-	-
Total	-	-	-	-	-	-	-
1804							
Polls-OS	-	-	-	-	-	-	-
Polls-TS	-	-	-	-	-	-	-
VBM	-	-	-	-	-	-	-
MB	-	-	-	-	-	-	-
Total	-	-	-	-	-	-	-
1805							
Polls-OS	-	-	-	-	-	-	-
Polls-TS	-	-	-	-	-	-	-
VBM	-	-	-	-	-	-	-
MB	-	-	-	-	-	-	-
Total	-	-	-	-	-	-	-

Statement of Votes Cast  
 Presidential General Election - November 6, 2012  
 Butte County, California  
 Municipal

Date:11/20/12  
 Time:14:11:09  
 Page:182 of 234

PARADISE TOWN COUNCIL							
	Reg. Voters	Vote For	Times Counted	Total Votes	Times Blank Voted	Times Over Voted	Number Of Under Votes
1806							
Polls-OS	-	-	-	-	-	-	-
Polls-TS	-	-	-	-	-	-	-
VBM	-	-	-	-	-	-	-
MB	-	-	-	-	-	-	-
Total	-	-	-	-	-	-	-
1807							
Polls-OS	-	-	-	-	-	-	-
Polls-TS	-	-	-	-	-	-	-
VBM	-	-	-	-	-	-	-
MB	-	-	-	-	-	-	-
Total	-	-	-	-	-	-	-
1808							
Polls-OS	-	-	-	-	-	-	-
Polls-TS	-	-	-	-	-	-	-
VBM	-	-	-	-	-	-	-
MB	-	-	-	-	-	-	-
Total	-	-	-	-	-	-	-
1809							
Polls-OS	-	-	-	-	-	-	-
Polls-TS	-	-	-	-	-	-	-
VBM	-	-	-	-	-	-	-
MB	-	-	-	-	-	-	-
Total	-	-	-	-	-	-	-
1810							
Polls-OS	-	-	-	-	-	-	-
Polls-TS	-	-	-	-	-	-	-
VBM	-	-	-	-	-	-	-
MB	-	-	-	-	-	-	-
Total	-	-	-	-	-	-	-
1811							
Polls-OS	-	-	-	-	-	-	-
Polls-TS	-	-	-	-	-	-	-
VBM	-	-	-	-	-	-	-
MB	-	-	-	-	-	-	-
Total	-	-	-	-	-	-	-
1812							
Polls-OS	-	-	-	-	-	-	-
Polls-TS	-	-	-	-	-	-	-
VBM	-	-	-	-	-	-	-
MB	-	-	-	-	-	-	-
Total	-	-	-	-	-	-	-
1813							
Polls-OS	-	-	-	-	-	-	-
Polls-TS	-	-	-	-	-	-	-
VBM	-	-	-	-	-	-	-
MB	-	-	-	-	-	-	-
Total	-	-	-	-	-	-	-
1901-MB							
Polls-OS	-	-	-	-	-	-	-
Polls-TS	-	-	-	-	-	-	-
VBM	-	-	-	-	-	-	-
MB	-	-	-	-	-	-	-
Total	-	-	-	-	-	-	-
1902-MB							
Polls-OS	-	-	-	-	-	-	-
Polls-TS	-	-	-	-	-	-	-
VBM	-	-	-	-	-	-	-
MB	-	-	-	-	-	-	-
Total	-	-	-	-	-	-	-
1903-MB							

Statement of Votes Cast  
 Presidential General Election - November 6, 2012  
 Butte County, California  
 Municipal

Date:11/20/12  
 Time:14:11:09  
 Page:183 of 234

	PARADISE TOWN COUNCIL						
	Reg. Voters	Vote For	Times Counted	Total Votes	Times Blank Voted	Times Over Voted	Number Of Under Votes
Polls-OS	-	-	-	-	-	-	-
Polls-TS	-	-	-	-	-	-	-
VBM	-	-	-	-	-	-	-
MB	-	-	-	-	-	-	-
Total	-	-	-	-	-	-	-
1904-MB	-	-	-	-	-	-	-
Polls-OS	-	-	-	-	-	-	-
Polls-TS	-	-	-	-	-	-	-
VBM	-	-	-	-	-	-	-
MB	-	-	-	-	-	-	-
Total	-	-	-	-	-	-	-
1905-MB	-	-	-	-	-	-	-
Polls-OS	-	-	-	-	-	-	-
Polls-TS	-	-	-	-	-	-	-
VBM	-	-	-	-	-	-	-
MB	-	-	-	-	-	-	-
Total	-	-	-	-	-	-	-
1906-MB	-	-	-	-	-	-	-
Polls-OS	-	-	-	-	-	-	-
Polls-TS	-	-	-	-	-	-	-
VBM	-	-	-	-	-	-	-
MB	-	-	-	-	-	-	-
Total	-	-	-	-	-	-	-
1907-MB	-	-	-	-	-	-	-
Polls-OS	-	-	-	-	-	-	-
Polls-TS	-	-	-	-	-	-	-
VBM	-	-	-	-	-	-	-
MB	-	-	-	-	-	-	-
Total	-	-	-	-	-	-	-
1908-MB	-	-	-	-	-	-	-
Polls-OS	-	-	-	-	-	-	-
Polls-TS	-	-	-	-	-	-	-
VBM	-	-	-	-	-	-	-
MB	-	-	-	-	-	-	-
Total	-	-	-	-	-	-	-
1909-MB	-	-	-	-	-	-	-
Polls-OS	-	-	-	-	-	-	-
Polls-TS	-	-	-	-	-	-	-
VBM	-	-	-	-	-	-	-
MB	-	-	-	-	-	-	-
Total	-	-	-	-	-	-	-
1910-MB	-	-	-	-	-	-	-
Polls-OS	-	-	-	-	-	-	-
Polls-TS	-	-	-	-	-	-	-
VBM	-	-	-	-	-	-	-
MB	-	-	-	-	-	-	-
Total	-	-	-	-	-	-	-
1911-MB	-	-	-	-	-	-	-
Polls-OS	-	-	-	-	-	-	-
Polls-TS	-	-	-	-	-	-	-
VBM	-	-	-	-	-	-	-
MB	-	-	-	-	-	-	-
Total	-	-	-	-	-	-	-
1912-MB	-	-	-	-	-	-	-
Polls-OS	-	-	-	-	-	-	-
Polls-TS	-	-	-	-	-	-	-
VBM	-	-	-	-	-	-	-
MB	-	-	-	-	-	-	-
Total	-	-	-	-	-	-	-
1913-MB	-	-	-	-	-	-	-
Polls-OS	-	-	-	-	-	-	-

Statement of Votes Cast  
 Presidential General Election - November 6, 2012  
 Butte County, California  
 Municipal

Date:11/20/12  
 Time:14:11:09  
 Page:184 of 234

PARADISE TOWN COUNCIL							
	Reg. Voters	Vote For	Times Counted	Total Votes	Times Blank Voted	Times Over Voted	Number Of Under Votes
Polls-TS	-	-	-	-	-	-	-
VBM	-	-	-	-	-	-	-
MB	-	-	-	-	-	-	-
Total	-	-	-	-	-	-	-
1914-MB	-	-	-	-	-	-	-
Polls-OS	-	-	-	-	-	-	-
Polls-TS	-	-	-	-	-	-	-
VBM	-	-	-	-	-	-	-
MB	-	-	-	-	-	-	-
Total	-	-	-	-	-	-	-
1915-MB	-	-	-	-	-	-	-
Polls-OS	-	-	-	-	-	-	-
Polls-TS	-	-	-	-	-	-	-
VBM	-	-	-	-	-	-	-
MB	-	-	-	-	-	-	-
Total	-	-	-	-	-	-	-
1916-MB	-	-	-	-	-	-	-
Polls-OS	-	-	-	-	-	-	-
Polls-TS	-	-	-	-	-	-	-
VBM	-	-	-	-	-	-	-
MB	-	-	-	-	-	-	-
Total	-	-	-	-	-	-	-
1917-MB	-	-	-	-	-	-	-
Polls-OS	-	-	-	-	-	-	-
Polls-TS	-	-	-	-	-	-	-
VBM	-	-	-	-	-	-	-
MB	-	-	-	-	-	-	-
Total	-	-	-	-	-	-	-
1918-MB	-	-	-	-	-	-	-
Polls-OS	-	-	-	-	-	-	-
Polls-TS	-	-	-	-	-	-	-
VBM	-	-	-	-	-	-	-
MB	-	-	-	-	-	-	-
Total	-	-	-	-	-	-	-
2201	-	-	-	-	-	-	-
Polls-OS	-	-	-	-	-	-	-
Polls-TS	-	-	-	-	-	-	-
VBM	-	-	-	-	-	-	-
MB	-	-	-	-	-	-	-
Total	-	-	-	-	-	-	-
2202	-	-	-	-	-	-	-
Polls-OS	-	-	-	-	-	-	-
Polls-TS	-	-	-	-	-	-	-
VBM	-	-	-	-	-	-	-
MB	-	-	-	-	-	-	-
Total	-	-	-	-	-	-	-
2203	-	-	-	-	-	-	-
Polls-OS	-	-	-	-	-	-	-
Polls-TS	-	-	-	-	-	-	-
VBM	-	-	-	-	-	-	-
MB	-	-	-	-	-	-	-
Total	-	-	-	-	-	-	-
2204	-	-	-	-	-	-	-
Polls-OS	-	-	-	-	-	-	-
Polls-TS	-	-	-	-	-	-	-
VBM	-	-	-	-	-	-	-
MB	-	-	-	-	-	-	-
Total	-	-	-	-	-	-	-
2205	-	-	-	-	-	-	-
Polls-OS	-	-	-	-	-	-	-
Polls-TS	-	-	-	-	-	-	-

Statement of Votes Cast  
 Presidential General Election - November 6, 2012  
 Butte County, California  
 Municipal

Date: 11/20/12  
 Time: 14:11:09  
 Page: 185 of 234

PARADISE TOWN COUNCIL							
	Reg. Voters	Vote For	Times Counted	Total Votes	Times Blank Voted	Times Over Voted	Number Of Under Votes
VBM	-	-	-	-	-	-	-
MB	-	-	-	-	-	-	-
Total	-	-	-	-	-	-	-
2206	-	-	-	-	-	-	-
Polls-OS	-	-	-	-	-	-	-
Polls-TS	-	-	-	-	-	-	-
VBM	-	-	-	-	-	-	-
MB	-	-	-	-	-	-	-
Total	-	-	-	-	-	-	-
2207	-	-	-	-	-	-	-
Polls-OS	-	-	-	-	-	-	-
Polls-TS	-	-	-	-	-	-	-
VBM	-	-	-	-	-	-	-
MB	-	-	-	-	-	-	-
Total	-	-	-	-	-	-	-
2208	-	-	-	-	-	-	-
Polls-OS	-	-	-	-	-	-	-
Polls-TS	-	-	-	-	-	-	-
VBM	-	-	-	-	-	-	-
MB	-	-	-	-	-	-	-
Total	-	-	-	-	-	-	-
2209	-	-	-	-	-	-	-
Polls-OS	-	-	-	-	-	-	-
Polls-TS	-	-	-	-	-	-	-
VBM	-	-	-	-	-	-	-
MB	-	-	-	-	-	-	-
Total	-	-	-	-	-	-	-
2210	-	-	-	-	-	-	-
Polls-OS	-	-	-	-	-	-	-
Polls-TS	-	-	-	-	-	-	-
VBM	-	-	-	-	-	-	-
MB	-	-	-	-	-	-	-
Total	-	-	-	-	-	-	-
2211	-	-	-	-	-	-	-
Polls-OS	-	-	-	-	-	-	-
Polls-TS	-	-	-	-	-	-	-
VBM	-	-	-	-	-	-	-
MB	-	-	-	-	-	-	-
Total	-	-	-	-	-	-	-
2212	-	-	-	-	-	-	-
Polls-OS	-	-	-	-	-	-	-
Polls-TS	-	-	-	-	-	-	-
VBM	-	-	-	-	-	-	-
MB	-	-	-	-	-	-	-
Total	-	-	-	-	-	-	-
2213	-	-	-	-	-	-	-
Polls-OS	-	-	-	-	-	-	-
Polls-TS	-	-	-	-	-	-	-
VBM	-	-	-	-	-	-	-
MB	-	-	-	-	-	-	-
Total	-	-	-	-	-	-	-
2214	-	-	-	-	-	-	-
Polls-OS	-	-	-	-	-	-	-
Polls-TS	-	-	-	-	-	-	-
VBM	-	-	-	-	-	-	-
MB	-	-	-	-	-	-	-
Total	-	-	-	-	-	-	-
2215	-	-	-	-	-	-	-
Polls-OS	-	-	-	-	-	-	-
Polls-TS	-	-	-	-	-	-	-
VBM	-	-	-	-	-	-	-

Statement of Votes Cast  
 Presidential General Election - November 6, 2012  
 Butte County, California  
 Municipal

Date:11/20/12  
 Time:14:11:09  
 Page:186 of 234

PARADISE TOWN COUNCIL							
	Reg. Voters	Vote For	Times Counted	Total Votes	Times Blank Voted	Times Over Voted	Number Of Under Votes
MB	-	-	-	-	-	-	-
Total	-	-	-	-	-	-	-
2216	-	-	-	-	-	-	-
Polls-OS	-	-	-	-	-	-	-
Polls-TS	-	-	-	-	-	-	-
VBM	-	-	-	-	-	-	-
MB	-	-	-	-	-	-	-
Total	-	-	-	-	-	-	-
2801	-	-	-	-	-	-	-
Polls-OS	-	-	-	-	-	-	-
Polls-TS	-	-	-	-	-	-	-
VBM	-	-	-	-	-	-	-
MB	-	-	-	-	-	-	-
Total	-	-	-	-	-	-	-
2802	-	-	-	-	-	-	-
Polls-OS	-	-	-	-	-	-	-
Polls-TS	-	-	-	-	-	-	-
VBM	-	-	-	-	-	-	-
MB	-	-	-	-	-	-	-
Total	-	-	-	-	-	-	-
2803	-	-	-	-	-	-	-
Polls-OS	-	-	-	-	-	-	-
Polls-TS	-	-	-	-	-	-	-
VBM	-	-	-	-	-	-	-
MB	-	-	-	-	-	-	-
Total	-	-	-	-	-	-	-
2804	-	-	-	-	-	-	-
Polls-OS	-	-	-	-	-	-	-
Polls-TS	-	-	-	-	-	-	-
VBM	-	-	-	-	-	-	-
MB	-	-	-	-	-	-	-
Total	-	-	-	-	-	-	-
2805	-	-	-	-	-	-	-
Polls-OS	-	-	-	-	-	-	-
Polls-TS	-	-	-	-	-	-	-
VBM	-	-	-	-	-	-	-
MB	-	-	-	-	-	-	-
Total	-	-	-	-	-	-	-
2806	-	-	-	-	-	-	-
Polls-OS	-	-	-	-	-	-	-
Polls-TS	-	-	-	-	-	-	-
VBM	-	-	-	-	-	-	-
MB	-	-	-	-	-	-	-
Total	-	-	-	-	-	-	-
2901-MB	-	-	-	-	-	-	-
Polls-OS	-	-	-	-	-	-	-
Polls-TS	-	-	-	-	-	-	-
VBM	-	-	-	-	-	-	-
MB	-	-	-	-	-	-	-
Total	-	-	-	-	-	-	-
2902-MB	-	-	-	-	-	-	-
Polls-OS	-	-	-	-	-	-	-
Polls-TS	-	-	-	-	-	-	-
VBM	-	-	-	-	-	-	-
MB	-	-	-	-	-	-	-
Total	-	-	-	-	-	-	-
2903-MB	-	-	-	-	-	-	-
Polls-OS	-	-	-	-	-	-	-
Polls-TS	-	-	-	-	-	-	-
VBM	-	-	-	-	-	-	-
MB	-	-	-	-	-	-	-



Statement of Votes Cast  
 Presidential General Election - November 6, 2012  
 Butte County, California  
 Municipal

Date:11/20/12  
 Time:14:11:09  
 Page:187 of 234

	PARADISE TOWN COUNCIL						
	Reg. Voters	Vote For	Times Counted	Total Votes	Times Blank Voted	Times Over Voted	Number Of Under Votes
Total	-	-	-	-	-	-	-
2904-MB	-	-	-	-	-	-	-
Polls-OS	-	-	-	-	-	-	-
Polls-TS	-	-	-	-	-	-	-
VBM	-	-	-	-	-	-	-
MB	-	-	-	-	-	-	-
Total	-	-	-	-	-	-	-
3201	-	-	-	-	-	-	-
Polls-OS	-	-	-	-	-	-	-
Polls-TS	-	-	-	-	-	-	-
VBM	-	-	-	-	-	-	-
MB	-	-	-	-	-	-	-
Total	-	-	-	-	-	-	-
3202	-	-	-	-	-	-	-
Polls-OS	-	-	-	-	-	-	-
Polls-TS	-	-	-	-	-	-	-
VBM	-	-	-	-	-	-	-
MB	-	-	-	-	-	-	-
Total	-	-	-	-	-	-	-
3203	-	-	-	-	-	-	-
Polls-OS	-	-	-	-	-	-	-
Polls-TS	-	-	-	-	-	-	-
VBM	-	-	-	-	-	-	-
MB	-	-	-	-	-	-	-
Total	-	-	-	-	-	-	-
3204	-	-	-	-	-	-	-
Polls-OS	-	-	-	-	-	-	-
Polls-TS	-	-	-	-	-	-	-
VBM	-	-	-	-	-	-	-
MB	-	-	-	-	-	-	-
Total	-	-	-	-	-	-	-
3205	-	-	-	-	-	-	-
Polls-OS	-	-	-	-	-	-	-
Polls-TS	-	-	-	-	-	-	-
VBM	-	-	-	-	-	-	-
MB	-	-	-	-	-	-	-
Total	-	-	-	-	-	-	-
3206	-	-	-	-	-	-	-
Polls-OS	-	-	-	-	-	-	-
Polls-TS	-	-	-	-	-	-	-
VBM	-	-	-	-	-	-	-
MB	-	-	-	-	-	-	-
Total	-	-	-	-	-	-	-
3207	-	-	-	-	-	-	-
Polls-OS	-	-	-	-	-	-	-
Polls-TS	-	-	-	-	-	-	-
VBM	-	-	-	-	-	-	-
MB	-	-	-	-	-	-	-
Total	-	-	-	-	-	-	-
3208	-	-	-	-	-	-	-
Polls-OS	-	-	-	-	-	-	-
Polls-TS	-	-	-	-	-	-	-
VBM	-	-	-	-	-	-	-
MB	-	-	-	-	-	-	-
Total	-	-	-	-	-	-	-
3209	-	-	-	-	-	-	-
Polls-OS	-	-	-	-	-	-	-
Polls-TS	-	-	-	-	-	-	-
VBM	-	-	-	-	-	-	-
MB	-	-	-	-	-	-	-
Total	-	-	-	-	-	-	-

Statement of Votes Cast  
 Presidential General Election - November 6, 2012  
 Butte County, California  
 Municipal

Date: 11/20/12  
 Time: 14:11:09  
 Page: 188 of 234

PARADISE TOWN COUNCIL							
	Reg. Voters	Vote For	Times Counted	Total Votes	Times Blank Voted	Times Over Voted	Number Of Under Votes
3210							
Polls-OS	-	-	-	-	-	-	-
Polls-TS	-	-	-	-	-	-	-
VBM	-	-	-	-	-	-	-
MB	-	-	-	-	-	-	-
Total	-	-	-	-	-	-	-
3211							
Polls-OS	-	-	-	-	-	-	-
Polls-TS	-	-	-	-	-	-	-
VBM	-	-	-	-	-	-	-
MB	-	-	-	-	-	-	-
Total	-	-	-	-	-	-	-
3212							
Polls-OS	-	-	-	-	-	-	-
Polls-TS	-	-	-	-	-	-	-
VBM	-	-	-	-	-	-	-
MB	-	-	-	-	-	-	-
Total	-	-	-	-	-	-	-
3213							
Polls-OS	-	-	-	-	-	-	-
Polls-TS	-	-	-	-	-	-	-
VBM	-	-	-	-	-	-	-
MB	-	-	-	-	-	-	-
Total	-	-	-	-	-	-	-
3214							
Polls-OS	-	-	-	-	-	-	-
Polls-TS	-	-	-	-	-	-	-
VBM	-	-	-	-	-	-	-
MB	-	-	-	-	-	-	-
Total	-	-	-	-	-	-	-
3215							
Polls-OS	-	-	-	-	-	-	-
Polls-TS	-	-	-	-	-	-	-
VBM	-	-	-	-	-	-	-
MB	-	-	-	-	-	-	-
Total	-	-	-	-	-	-	-
3216							
Polls-OS	-	-	-	-	-	-	-
Polls-TS	-	-	-	-	-	-	-
VBM	-	-	-	-	-	-	-
MB	-	-	-	-	-	-	-
Total	-	-	-	-	-	-	-
3801							
Polls-OS	-	-	-	-	-	-	-
Polls-TS	-	-	-	-	-	-	-
VBM	-	-	-	-	-	-	-
MB	-	-	-	-	-	-	-
Total	-	-	-	-	-	-	-
3802							
Polls-OS	-	-	-	-	-	-	-
Polls-TS	-	-	-	-	-	-	-
VBM	-	-	-	-	-	-	-
MB	-	-	-	-	-	-	-
Total	-	-	-	-	-	-	-
3901-MB							
Polls-OS	-	-	-	-	-	-	-
Polls-TS	-	-	-	-	-	-	-
VBM	-	-	-	-	-	-	-
MB	-	-	-	-	-	-	-
Total	-	-	-	-	-	-	-
3902-MB							

Statement of Votes Cast  
 Presidential General Election - November 6, 2012  
 Butte County, California  
 Municipal

Date:11/20/12  
 Time:14:11:10  
 Page:189 of 234

	PARADISE TOWN COUNCIL						
	Reg. Voters	Vote For	Times Counted	Total Votes	Times Blank Voted	Times Over Voted	Number Of Under Votes
Polls-OS	-	-	-	-	-	-	-
Polls-TS	-	-	-	-	-	-	-
VBM	-	-	-	-	-	-	-
MB	-	-	-	-	-	-	-
Total	-	-	-	-	-	-	-
3903-MB	-	-	-	-	-	-	-
Polls-OS	-	-	-	-	-	-	-
Polls-TS	-	-	-	-	-	-	-
VBM	-	-	-	-	-	-	-
MB	-	-	-	-	-	-	-
Total	-	-	-	-	-	-	-
3904-MB	-	-	-	-	-	-	-
Polls-OS	-	-	-	-	-	-	-
Polls-TS	-	-	-	-	-	-	-
VBM	-	-	-	-	-	-	-
MB	-	-	-	-	-	-	-
Total	-	-	-	-	-	-	-
3905-MB	-	-	-	-	-	-	-
Polls-OS	-	-	-	-	-	-	-
Polls-TS	-	-	-	-	-	-	-
VBM	-	-	-	-	-	-	-
MB	-	-	-	-	-	-	-
Total	-	-	-	-	-	-	-
3906-MB	-	-	-	-	-	-	-
Polls-OS	-	-	-	-	-	-	-
Polls-TS	-	-	-	-	-	-	-
VBM	-	-	-	-	-	-	-
MB	-	-	-	-	-	-	-
Total	-	-	-	-	-	-	-
3907-MB	-	-	-	-	-	-	-
Polls-OS	-	-	-	-	-	-	-
Polls-TS	-	-	-	-	-	-	-
VBM	-	-	-	-	-	-	-
MB	-	-	-	-	-	-	-
Total	-	-	-	-	-	-	-
4201	-	-	-	-	-	-	-
Polls-OS	-	-	-	-	-	-	-
Polls-TS	-	-	-	-	-	-	-
VBM	-	-	-	-	-	-	-
MB	-	-	-	-	-	-	-
Total	-	-	-	-	-	-	-
4202	-	-	-	-	-	-	-
Polls-OS	-	-	-	-	-	-	-
Polls-TS	-	-	-	-	-	-	-
VBM	-	-	-	-	-	-	-
MB	-	-	-	-	-	-	-
Total	-	-	-	-	-	-	-
4203	-	-	-	-	-	-	-
Polls-OS	-	-	-	-	-	-	-
Polls-TS	-	-	-	-	-	-	-
VBM	-	-	-	-	-	-	-
MB	-	-	-	-	-	-	-
Total	-	-	-	-	-	-	-
4204	-	-	-	-	-	-	-
Polls-OS	-	-	-	-	-	-	-
Polls-TS	-	-	-	-	-	-	-
VBM	-	-	-	-	-	-	-
MB	-	-	-	-	-	-	-
Total	-	-	-	-	-	-	-
4301	-	-	-	-	-	-	-
Polls-OS	-	-	-	-	-	-	-

Statement of Votes Cast  
 Presidential General Election - November 6, 2012  
 Butte County, California  
 Municipal

Date:11/20/12  
 Time:14:11:10  
 Page:190 of 234

PARADISE TOWN COUNCIL							
	Reg. Voters	Vote For	Times Counted	Total Votes	Times Blank Voted	Times Over Voted	Number Of Under Votes
Polls-TS	-	-	-	-	-	-	-
VBM	-	-	-	-	-	-	-
MB	-	-	-	-	-	-	-
Total	-	-	-	-	-	-	-
4302							
Polls-OS	-	-	-	-	-	-	-
Polls-TS	-	-	-	-	-	-	-
VBM	-	-	-	-	-	-	-
MB	-	-	-	-	-	-	-
Total	-	-	-	-	-	-	-
4401							
Polls-OS	-	-	-	-	-	-	-
Polls-TS	-	-	-	-	-	-	-
VBM	-	-	-	-	-	-	-
MB	-	-	-	-	-	-	-
Total	-	-	-	-	-	-	-
4801							
Polls-OS	-	-	-	-	-	-	-
Polls-TS	-	-	-	-	-	-	-
VBM	-	-	-	-	-	-	-
MB	-	-	-	-	-	-	-
Total	-	-	-	-	-	-	-
4802							
Polls-OS	-	-	-	-	-	-	-
Polls-TS	-	-	-	-	-	-	-
VBM	-	-	-	-	-	-	-
MB	-	-	-	-	-	-	-
Total	-	-	-	-	-	-	-
4803							
Polls-OS	-	-	-	-	-	-	-
Polls-TS	-	-	-	-	-	-	-
VBM	-	-	-	-	-	-	-
MB	-	-	-	-	-	-	-
Total	-	-	-	-	-	-	-
4804							
Polls-OS	-	-	-	-	-	-	-
Polls-TS	-	-	-	-	-	-	-
VBM	-	-	-	-	-	-	-
MB	-	-	-	-	-	-	-
Total	-	-	-	-	-	-	-
4805							
Polls-OS	-	-	-	-	-	-	-
Polls-TS	-	-	-	-	-	-	-
VBM	-	-	-	-	-	-	-
MB	-	-	-	-	-	-	-
Total	-	-	-	-	-	-	-
4806							
Polls-OS	-	-	-	-	-	-	-
Polls-TS	-	-	-	-	-	-	-
VBM	-	-	-	-	-	-	-
MB	-	-	-	-	-	-	-
Total	-	-	-	-	-	-	-
4807							
Polls-OS	-	-	-	-	-	-	-
Polls-TS	-	-	-	-	-	-	-
VBM	-	-	-	-	-	-	-
MB	-	-	-	-	-	-	-
Total	-	-	-	-	-	-	-
4808							
Polls-OS	-	-	-	-	-	-	-
Polls-TS	-	-	-	-	-	-	-

Statement of Votes Cast  
 Presidential General Election - November 6, 2012  
 Butte County, California  
 Municipal

Date:11/20/12  
 Time:14:11:10  
 Page:191 of 234

PARADISE TOWN COUNCIL							
	Reg. Voters	Vote For	Times Counted	Total Votes	Times Blank Voted	Times Over Voted	Number Of Under Votes
VBM	-	-	-	-	-	-	-
MB	-	-	-	-	-	-	-
Total	-	-	-	-	-	-	-
4901-MB	-	-	-	-	-	-	-
Polls-OS	-	-	-	-	-	-	-
Polls-TS	-	-	-	-	-	-	-
VBM	-	-	-	-	-	-	-
MB	-	-	-	-	-	-	-
Total	-	-	-	-	-	-	-
4902-MB	-	-	-	-	-	-	-
Polls-OS	-	-	-	-	-	-	-
Polls-TS	-	-	-	-	-	-	-
VBM	-	-	-	-	-	-	-
MB	-	-	-	-	-	-	-
Total	-	-	-	-	-	-	-
4903-MB	-	-	-	-	-	-	-
Polls-OS	-	-	-	-	-	-	-
Polls-TS	-	-	-	-	-	-	-
VBM	-	-	-	-	-	-	-
MB	-	-	-	-	-	-	-
Total	-	-	-	-	-	-	-
4904-MB	-	-	-	-	-	-	-
Polls-OS	-	-	-	-	-	-	-
Polls-TS	-	-	-	-	-	-	-
VBM	-	-	-	-	-	-	-
MB	-	-	-	-	-	-	-
Total	-	-	-	-	-	-	-
4905-MB	-	-	-	-	-	-	-
Polls-OS	-	-	-	-	-	-	-
Polls-TS	-	-	-	-	-	-	-
VBM	-	-	-	-	-	-	-
MB	-	-	-	-	-	-	-
Total	-	-	-	-	-	-	-
4906-MB	-	-	-	-	-	-	-
Polls-OS	-	-	-	-	-	-	-
Polls-TS	-	-	-	-	-	-	-
VBM	-	-	-	-	-	-	-
MB	-	-	-	-	-	-	-
Total	-	-	-	-	-	-	-
4907-MB	-	-	-	-	-	-	-
Polls-OS	-	-	-	-	-	-	-
Polls-TS	-	-	-	-	-	-	-
VBM	-	-	-	-	-	-	-
MB	-	-	-	-	-	-	-
Total	-	-	-	-	-	-	-
4908-MB	-	-	-	-	-	-	-
Polls-OS	-	-	-	-	-	-	-
Polls-TS	-	-	-	-	-	-	-
VBM	-	-	-	-	-	-	-
MB	-	-	-	-	-	-	-
Total	-	-	-	-	-	-	-
4909-MB	-	-	-	-	-	-	-
Polls-OS	-	-	-	-	-	-	-
Polls-TS	-	-	-	-	-	-	-
VBM	-	-	-	-	-	-	-
MB	-	-	-	-	-	-	-
Total	-	-	-	-	-	-	-
4910-MB	-	-	-	-	-	-	-
Polls-OS	-	-	-	-	-	-	-
Polls-TS	-	-	-	-	-	-	-
VBM	-	-	-	-	-	-	-

Statement of Votes Cast  
 Presidential General Election - November 6, 2012  
 Butte County, California  
 Municipal

Date: 11/20/12  
 Time: 14:11:10  
 Page: 192 of 234

PARADISE TOWN COUNCIL							
	Reg. Voters	Vote For	Times Counted	Total Votes	Times Blank Voted	Times Over Voted	Number Of Under Votes
MB	-	-	-	-	-	-	-
Total	-	-	-	-	-	-	-
4911-MB	-	-	-	-	-	-	-
Polls-OS	-	-	-	-	-	-	-
Polls-TS	-	-	-	-	-	-	-
VBM	-	-	-	-	-	-	-
MB	-	-	-	-	-	-	-
Total	-	-	-	-	-	-	-
4912-MB	-	-	-	-	-	-	-
Polls-OS	-	-	-	-	-	-	-
Polls-TS	-	-	-	-	-	-	-
VBM	-	-	-	-	-	-	-
MB	-	-	-	-	-	-	-
Total	-	-	-	-	-	-	-
4913-MB	-	-	-	-	-	-	-
Polls-OS	-	-	-	-	-	-	-
Polls-TS	-	-	-	-	-	-	-
VBM	-	-	-	-	-	-	-
MB	-	-	-	-	-	-	-
Total	-	-	-	-	-	-	-
4914-MB	-	-	-	-	-	-	-
Polls-OS	-	-	-	-	-	-	-
Polls-TS	-	-	-	-	-	-	-
VBM	-	-	-	-	-	-	-
MB	-	-	-	-	-	-	-
Total	-	-	-	-	-	-	-
4915-MB	-	-	-	-	-	-	-
Polls-OS	-	-	-	-	-	-	-
Polls-TS	-	-	-	-	-	-	-
VBM	-	-	-	-	-	-	-
MB	-	-	-	-	-	-	-
Total	-	-	-	-	-	-	-
4916-MB	-	-	-	-	-	-	-
Polls-OS	-	-	-	-	-	-	-
Polls-TS	-	-	-	-	-	-	-
VBM	-	-	-	-	-	-	-
MB	-	-	-	-	-	-	-
Total	-	-	-	-	-	-	-
5201	-	-	-	-	-	-	-
Polls-OS	-	-	-	-	-	-	-
Polls-TS	-	-	-	-	-	-	-
VBM	-	-	-	-	-	-	-
MB	-	-	-	-	-	-	-
Total	-	-	-	-	-	-	-
5501	894	3	126	215	23	0	94
Polls-OS	894	3	143	261	18	0	114
Polls-TS	894	3	399	699	55	0	333
VBM	894	3	0	0	0	0	0
MB	894	12	668	1175	96	0	541
Total	894	12	668	1175	96	0	541
5502	959	3	183	341	27	0	127
Polls-OS	959	3	143	285	16	0	96
Polls-TS	959	3	433	815	55	0	319
VBM	959	3	0	0	0	0	0
MB	959	12	759	1441	98	0	542
Total	959	12	759	1441	98	0	542
5503	860	3	125	207	17	0	117
Polls-OS	860	3	129	228	23	0	90
Polls-TS	860	3	445	818	62	0	331
VBM	860	3	0	0	0	0	0
MB	860	3	0	0	0	0	0

Statement of Votes Cast  
 Presidential General Election - November 6, 2012  
 Butte County, California  
 Municipal

Date: 11/20/12  
 Time: 14:11:10  
 Page: 193 of 234

PARADISE TOWN COUNCIL							
	Reg. Voters	Vote For	Times Counted	Total Votes	Times Blank Voted	Times Over Voted	Number Of Under Votes
Total	860	12	699	1253	102	0	538
5504							
Polls-OS	870	3	177	261	44	0	138
Polls-TS	870	3	87	161	13	0	61
VBM	870	3	379	696	52	0	285
MB	870	3	0	0	0	0	0
Total	870	12	643	1118	109	0	484
5505							
Polls-OS	830	3	166	284	26	0	136
Polls-TS	830	3	78	158	10	0	46
VBM	830	3	404	752	54	0	298
MB	830	3	0	0	0	0	0
Total	830	12	648	1194	90	0	480
5506							
Polls-OS	999	3	194	322	40	0	140
Polls-TS	999	3	79	158	11	0	46
VBM	999	3	499	951	77	0	315
MB	999	3	0	0	0	0	0
Total	999	12	772	1431	128	0	501
5507							
Polls-OS	712	3	184	271	37	0	170
Polls-TS	712	3	83	152	15	0	52
VBM	712	3	284	502	52	0	194
MB	712	3	0	0	0	0	0
Total	712	12	551	925	104	0	416
5508							
Polls-OS	695	3	148	228	25	0	141
Polls-TS	695	3	71	133	9	0	53
VBM	695	3	320	566	47	0	253
MB	695	3	0	0	0	0	0
Total	695	12	539	927	81	0	447
5509							
Polls-OS	1602	3	341	563	57	0	289
Polls-TS	1602	3	120	217	17	0	92
VBM	1602	3	690	1221	116	0	501
MB	1602	3	0	0	0	0	0
Total	1602	12	1151	2001	190	0	882
5510							
Polls-OS	1620	3	457	745	90	0	356
Polls-TS	1620	3	37	73	5	0	23
VBM	1620	3	794	1583	91	0	526
MB	1620	3	0	0	0	0	0
Total	1620	12	1288	2401	186	0	905
5511							
Polls-OS	1580	3	400	688	65	0	317
Polls-TS	1580	3	94	167	19	0	58
VBM	1580	3	772	1482	115	0	489
MB	1580	3	0	0	0	0	0
Total	1580	12	1266	2337	199	0	864
5512							
Polls-OS	1285	3	322	517	52	0	293
Polls-TS	1285	3	97	186	14	0	63
VBM	1285	3	602	1109	94	0	415
MB	1285	3	0	0	0	0	0
Total	1285	12	1021	1812	160	0	771
5513							
Polls-OS	1667	3	327	624	41	0	234
Polls-TS	1667	3	111	216	14	0	75
VBM	1667	3	863	1676	98	1	616
MB	1667	3	0	0	0	0	0
Total	1667	12	1301	2516	153	1	925

Statement of Votes Cast  
 Presidential General Election - November 6, 2012  
 Butte County, California  
 Municipal

Date:11/20/12  
 Time:14:11:10  
 Page:194 of 234

PARADISE TOWN COUNCIL							
	Reg. Voters	Vote For	Times Counted	Total Votes	Times Blank Voted	Times Over Voted	Number Of Under Votes
5514							
Polls-OS	1627	3	403	592	87	0	356
Polls-TS	1627	3	58	117	9	0	30
VBM	1627	3	849	1559	136	0	580
MB	1627	3	0	0	0	0	0
Total	1627	12	1310	2268	232	0	966
5801							
Polls-OS	-	-	-	-	-	-	-
Polls-TS	-	-	-	-	-	-	-
VBM	-	-	-	-	-	-	-
MB	-	-	-	-	-	-	-
Total	-	-	-	-	-	-	-
5802							
Polls-OS	-	-	-	-	-	-	-
Polls-TS	-	-	-	-	-	-	-
VBM	-	-	-	-	-	-	-
MB	-	-	-	-	-	-	-
Total	-	-	-	-	-	-	-
5803							
Polls-OS	-	-	-	-	-	-	-
Polls-TS	-	-	-	-	-	-	-
VBM	-	-	-	-	-	-	-
MB	-	-	-	-	-	-	-
Total	-	-	-	-	-	-	-
5804							
Polls-OS	-	-	-	-	-	-	-
Polls-TS	-	-	-	-	-	-	-
VBM	-	-	-	-	-	-	-
MB	-	-	-	-	-	-	-
Total	-	-	-	-	-	-	-
5805							
Polls-OS	-	-	-	-	-	-	-
Polls-TS	-	-	-	-	-	-	-
VBM	-	-	-	-	-	-	-
MB	-	-	-	-	-	-	-
Total	-	-	-	-	-	-	-
5806							
Polls-OS	-	-	-	-	-	-	-
Polls-TS	-	-	-	-	-	-	-
VBM	-	-	-	-	-	-	-
MB	-	-	-	-	-	-	-
Total	-	-	-	-	-	-	-
5807							
Polls-OS	-	-	-	-	-	-	-
Polls-TS	-	-	-	-	-	-	-
VBM	-	-	-	-	-	-	-
MB	-	-	-	-	-	-	-
Total	-	-	-	-	-	-	-
5901-MB							
Polls-OS	0	3	0	0	0	0	0
Polls-TS	0	3	0	0	0	0	0
VBM	0	3	0	0	0	0	0
MB	0	3	0	0	0	0	0
Total	0	12	0	0	0	0	0
5902-MB							
Polls-OS	248	3	3	4	1	0	2
Polls-TS	248	3	4	7	1	0	2
VBM	248	3	0	0	0	0	0
MB	248	3	217	424	30	0	137
Total	248	12	224	435	32	0	141
5903-MB							



Statement of Votes Cast  
 Presidential General Election - November 6, 2012  
 Butte County, California  
 Municipal

Date:11/20/12  
 Time:14:11:10  
 Page:195 of 234

	PARADISE TOWN COUNCIL						
	Reg. Voters	Vote For	Times Counted	Total Votes	Times Blank Voted	Times Over Voted	Number Of Under Votes
Polls-OS	-	-	-	-	-	-	-
Polls-TS	-	-	-	-	-	-	-
VBM	-	-	-	-	-	-	-
MB	-	-	-	-	-	-	-
Total	-	-	-	-	-	-	-
5904-MB	-	-	-	-	-	-	-
Polls-OS	-	-	-	-	-	-	-
Polls-TS	-	-	-	-	-	-	-
VBM	-	-	-	-	-	-	-
MB	-	-	-	-	-	-	-
Total	-	-	-	-	-	-	-
5905-MB	-	-	-	-	-	-	-
Polls-OS	-	-	-	-	-	-	-
Polls-TS	-	-	-	-	-	-	-
VBM	-	-	-	-	-	-	-
MB	-	-	-	-	-	-	-
Total	-	-	-	-	-	-	-
5906-MB	-	-	-	-	-	-	-
Polls-OS	-	-	-	-	-	-	-
Polls-TS	-	-	-	-	-	-	-
VBM	-	-	-	-	-	-	-
MB	-	-	-	-	-	-	-
Total	-	-	-	-	-	-	-
5907-MB	-	-	-	-	-	-	-
Polls-OS	-	-	-	-	-	-	-
Polls-TS	-	-	-	-	-	-	-
VBM	-	-	-	-	-	-	-
MB	-	-	-	-	-	-	-
Total	-	-	-	-	-	-	-
5908-MB	-	-	-	-	-	-	-
Polls-OS	-	-	-	-	-	-	-
Polls-TS	-	-	-	-	-	-	-
VBM	-	-	-	-	-	-	-
MB	-	-	-	-	-	-	-
Total	-	-	-	-	-	-	-
5909-MB	-	-	-	-	-	-	-
Polls-OS	-	-	-	-	-	-	-
Polls-TS	-	-	-	-	-	-	-
VBM	-	-	-	-	-	-	-
MB	-	-	-	-	-	-	-
Total	-	-	-	-	-	-	-
5910-MB	-	-	-	-	-	-	-
Polls-OS	-	-	-	-	-	-	-
Polls-TS	-	-	-	-	-	-	-
VBM	-	-	-	-	-	-	-
MB	-	-	-	-	-	-	-
Total	-	-	-	-	-	-	-
5911-MB	-	-	-	-	-	-	-
Polls-OS	-	-	-	-	-	-	-
Polls-TS	-	-	-	-	-	-	-
VBM	-	-	-	-	-	-	-
MB	-	-	-	-	-	-	-
Total	-	-	-	-	-	-	-
5912-MB	-	-	-	-	-	-	-
Polls-OS	-	-	-	-	-	-	-
Polls-TS	-	-	-	-	-	-	-
VBM	-	-	-	-	-	-	-
MB	-	-	-	-	-	-	-
Total	-	-	-	-	-	-	-
5913-MB	-	-	-	-	-	-	-
Polls-OS	-	-	-	-	-	-	-

Statement of Votes Cast  
 Presidential General Election - November 6, 2012  
 Butte County, California  
 Municipal

Date: 11/20/12  
 Time: 14:11:10  
 Page: 196 of 234

PARADISE TOWN COUNCIL							
	Reg. Voters	Vote For	Times Counted	Total Votes	Times Blank Voted	Times Over Voted	Number Of Under Votes
Polls-TS	-	-	-	-	-	-	-
VBM	-	-	-	-	-	-	-
MB	-	-	-	-	-	-	-
Total	-	-	-	-	-	-	-
5914-MB	-	-	-	-	-	-	-
Polls-OS	-	-	-	-	-	-	-
Polls-TS	-	-	-	-	-	-	-
VBM	-	-	-	-	-	-	-
MB	-	-	-	-	-	-	-
Total	-	-	-	-	-	-	-
5915-MB	-	-	-	-	-	-	-
Polls-OS	-	-	-	-	-	-	-
Polls-TS	-	-	-	-	-	-	-
VBM	-	-	-	-	-	-	-
MB	-	-	-	-	-	-	-
Total	-	-	-	-	-	-	-
Total	16448	48	3556	5862	632	0	2910
Polls-OS	16448	48	1334	2519	194	0	901
Polls-TS	16448	48	7733	14429	1104	1	5455
VBM	16448	48	217	424	30	0	137
MB	16448	192	12840	23234	1960	1	9403
County							
County of Butte							
Polls-OS	16448	48	3556	5862	632	0	2910
Polls-TS	16448	48	1334	2519	194	0	901
VBM	16448	48	7733	14429	1104	1	5455
MB	16448	48	217	424	30	0	137
Total	16448	192	12840	23234	1960	1	9403
Total							
Polls-OS	16448	48	3556	5862	632	0	2910
Polls-TS	16448	48	1334	2519	194	0	901
VBM	16448	48	7733	14429	1104	1	5455
MB	16448	48	217	424	30	0	137
Total	16448	192	12840	23234	1960	1	9403
Congressional District							
1st Congressional District							
Polls-OS	16448	48	3556	5862	632	0	2910
Polls-TS	16448	48	1334	2519	194	0	901
VBM	16448	48	7733	14429	1104	1	5455
MB	16448	48	217	424	30	0	137
Total	16448	192	12840	23234	1960	1	9403
Total							
Polls-OS	16448	48	3556	5862	632	0	2910
Polls-TS	16448	48	1334	2519	194	0	901
VBM	16448	48	7733	14429	1104	1	5455
MB	16448	48	217	424	30	0	137
Total	16448	192	12840	23234	1960	1	9403
Senate District							
4th Senate District							
Polls-OS	16448	48	3556	5862	632	0	2910
Polls-TS	16448	48	1334	2519	194	0	901
VBM	16448	48	7733	14429	1104	1	5455
MB	16448	48	217	424	30	0	137
Total	16448	192	12840	23234	1960	1	9403
Total							
Polls-OS	16448	48	3556	5862	632	0	2910
Polls-TS	16448	48	1334	2519	194	0	901

Statement of Votes Cast  
 Presidential General Election - November 6, 2012  
 Butte County, California  
 Municipal

Date:11/20/12  
 Time:14:11:10  
 Page:197 of 234

PARADISE TOWN COUNCIL							
	Reg. Voters	Vote For	Times Counted	Total Votes	Times Blank Voted	Times Over Voted	Number Of Under Votes
VBM	16448	48	7733	14429	1104	1	5455
MB	16448	48	217	424	30	0	137
Total	16448	192	12840	23234	1960	1	9403
Assembly District							
1st Assembly District							
Polls-OS	0	3	0	0	0	0	0
Polls-TS	0	3	0	0	0	0	0
VBM	0	3	0	0	0	0	0
MB	0	3	0	0	0	0	0
Total	0	12	0	0	0	0	0
3rd Assembly District							
Polls-OS	16448	45	3556	5862	632	0	2910
Polls-TS	16448	45	1334	2519	194	0	901
VBM	16448	45	7733	14429	1104	1	5455
MB	16448	45	217	424	30	0	137
Total	16448	180	12840	23234	1960	1	9403
Total							
Polls-OS	16448	48	3556	5862	632	0	2910
Polls-TS	16448	48	1334	2519	194	0	901
VBM	16448	48	7733	14429	1104	1	5455
MB	16448	48	217	424	30	0	137
Total	16448	192	12840	23234	1960	1	9403
County Supervisor District							
1st Supervisor District							
Polls-OS	0	0	0	0	0	0	0
Polls-TS	0	0	0	0	0	0	0
VBM	0	0	0	0	0	0	0
MB	0	0	0	0	0	0	0
Total	0	0	0	0	0	0	0
2nd Supervisor District							
Polls-OS	0	0	0	0	0	0	0
Polls-TS	0	0	0	0	0	0	0
VBM	0	0	0	0	0	0	0
MB	0	0	0	0	0	0	0
Total	0	0	0	0	0	0	0
3rd Supervisor District							
Polls-OS	0	0	0	0	0	0	0
Polls-TS	0	0	0	0	0	0	0
VBM	0	0	0	0	0	0	0
MB	0	0	0	0	0	0	0
Total	0	0	0	0	0	0	0
4th Supervisor District							
Polls-OS	0	0	0	0	0	0	0
Polls-TS	0	0	0	0	0	0	0
VBM	0	0	0	0	0	0	0
MB	0	0	0	0	0	0	0
Total	0	0	0	0	0	0	0
5th Supervisor District							
Polls-OS	16448	48	3556	5862	632	0	2910
Polls-TS	16448	48	1334	2519	194	0	901
VBM	16448	48	7733	14429	1104	1	5455
MB	16448	48	217	424	30	0	137
Total	16448	192	12840	23234	1960	1	9403
Total							
Polls-OS	16448	48	3556	5862	632	0	2910
Polls-TS	16448	48	1334	2519	194	0	901
VBM	16448	48	7733	14429	1104	1	5455
MB	16448	48	217	424	30	0	137
Total	16448	192	12840	23234	1960	1	9403

Statement of Votes Cast  
 Presidential General Election - November 6, 2012  
 Butte County, California  
 Municipal

Date: 11/20/12  
 Time: 14:11:11  
 Page: 198 of 234

PARADISE TOWN COUNCIL							
	Reg. Voters	Vote For	Times Counted	Total Votes	Times Blank Voted	Times Over Voted	Number Of Under Votes
City							
City of Biggs							
Polls-OS	0	0	0	0	0	0	0
Polls-TS	0	0	0	0	0	0	0
VBM	0	0	0	0	0	0	0
MB	0	0	0	0	0	0	0
Total	0	0	0	0	0	0	0
City of Chico							
Polls-OS	0	0	0	0	0	0	0
Polls-TS	0	0	0	0	0	0	0
VBM	0	0	0	0	0	0	0
MB	0	0	0	0	0	0	0
Total	0	0	0	0	0	0	0
City of Gridley							
Polls-OS	0	0	0	0	0	0	0
Polls-TS	0	0	0	0	0	0	0
VBM	0	0	0	0	0	0	0
MB	0	0	0	0	0	0	0
Total	0	0	0	0	0	0	0
City of Oroville							
Polls-OS	0	0	0	0	0	0	0
Polls-TS	0	0	0	0	0	0	0
VBM	0	0	0	0	0	0	0
MB	0	0	0	0	0	0	0
Total	0	0	0	0	0	0	0
Town of Paradise							
Polls-OS	16448	48	3556	5862	632	0	2910
Polls-TS	16448	48	1334	2519	194	0	901
VBM	16448	48	7733	14429	1104	1	5455
MB	16448	48	217	424	30	0	137
Total	16448	192	12840	23234	1960	1	9403
Unincorporated Area							
Polls-OS	0	0	0	0	0	0	0
Polls-TS	0	0	0	0	0	0	0
VBM	0	0	0	0	0	0	0
MB	0	0	0	0	0	0	0
Total	0	0	0	0	0	0	0
Total							
Polls-OS	16448	48	3556	5862	632	0	2910
Polls-TS	16448	48	1334	2519	194	0	901
VBM	16448	48	7733	14429	1104	1	5455
MB	16448	48	217	424	30	0	137
Total	16448	192	12840	23234	1960	1	9403
State Board of Equalization District							
1st District Board Equalization							
Polls-OS	16448	48	3556	5862	632	0	2910
Polls-TS	16448	48	1334	2519	194	0	901
VBM	16448	48	7733	14429	1104	1	5455
MB	16448	48	217	424	30	0	137
Total	16448	192	12840	23234	1960	1	9403
Total							
Polls-OS	16448	48	3556	5862	632	0	2910
Polls-TS	16448	48	1334	2519	194	0	901
VBM	16448	48	7733	14429	1104	1	5455
MB	16448	48	217	424	30	0	137
Total	16448	192	12840	23234	1960	1	9403

Statement of Votes Cast  
 Presidential General Election - November 6, 2012  
 Butte County, California  
 Municipal

Date:11/20/12  
 Time:14:11:11  
 Page:199 of 234

	PARADISE TOWN COUNCIL			
	WOODY CULLETON	STANLEY MC ETCHIN	JOHN J. RAWLINGS	GREG BOLIN
Jurisdiction Wide				
1101				
Polls-OS	-	-	-	-
Polls-TS	-	-	-	-
VBM	-	-	-	-
MB	-	-	-	-
Total	-	-	-	-
1102				
Polls-OS	-	-	-	-
Polls-TS	-	-	-	-
VBM	-	-	-	-
MB	-	-	-	-
Total	-	-	-	-
1103				
Polls-OS	-	-	-	-
Polls-TS	-	-	-	-
VBM	-	-	-	-
MB	-	-	-	-
Total	-	-	-	-
1104				
Polls-OS	-	-	-	-
Polls-TS	-	-	-	-
VBM	-	-	-	-
MB	-	-	-	-
Total	-	-	-	-
1105				
Polls-OS	-	-	-	-
Polls-TS	-	-	-	-
VBM	-	-	-	-
MB	-	-	-	-
Total	-	-	-	-
1801				
Polls-OS	-	-	-	-
Polls-TS	-	-	-	-
VBM	-	-	-	-
MB	-	-	-	-
Total	-	-	-	-
1802				
Polls-OS	-	-	-	-
Polls-TS	-	-	-	-
VBM	-	-	-	-
MB	-	-	-	-
Total	-	-	-	-
1803				
Polls-OS	-	-	-	-
Polls-TS	-	-	-	-
VBM	-	-	-	-
MB	-	-	-	-
Total	-	-	-	-
1804				
Polls-OS	-	-	-	-
Polls-TS	-	-	-	-
VBM	-	-	-	-
MB	-	-	-	-
Total	-	-	-	-
1805				
Polls-OS	-	-	-	-
Polls-TS	-	-	-	-
VBM	-	-	-	-
MB	-	-	-	-
Total	-	-	-	-

Statement of Votes Cast  
 Presidential General Election - November 6, 2012  
 Butte County, California  
 Municipal

Date:11/20/12  
 Time:14:11:11  
 Page:200 of 234

	PARADISE TOWN COUNCIL							
	WOODY CULLETON		STANLEY MC ETCHIN		JOHN J. RAWLINGS		GREG BOLIN	
1806								
Polls-OS	-	-	-	-	-	-	-	-
Polls-TS	-	-	-	-	-	-	-	-
VBM	-	-	-	-	-	-	-	-
MB	-	-	-	-	-	-	-	-
Total	-	-	-	-	-	-	-	-
1807								
Polls-OS	-	-	-	-	-	-	-	-
Polls-TS	-	-	-	-	-	-	-	-
VBM	-	-	-	-	-	-	-	-
MB	-	-	-	-	-	-	-	-
Total	-	-	-	-	-	-	-	-
1808								
Polls-OS	-	-	-	-	-	-	-	-
Polls-TS	-	-	-	-	-	-	-	-
VBM	-	-	-	-	-	-	-	-
MB	-	-	-	-	-	-	-	-
Total	-	-	-	-	-	-	-	-
1809								
Polls-OS	-	-	-	-	-	-	-	-
Polls-TS	-	-	-	-	-	-	-	-
VBM	-	-	-	-	-	-	-	-
MB	-	-	-	-	-	-	-	-
Total	-	-	-	-	-	-	-	-
1810								
Polls-OS	-	-	-	-	-	-	-	-
Polls-TS	-	-	-	-	-	-	-	-
VBM	-	-	-	-	-	-	-	-
MB	-	-	-	-	-	-	-	-
Total	-	-	-	-	-	-	-	-
1811								
Polls-OS	-	-	-	-	-	-	-	-
Polls-TS	-	-	-	-	-	-	-	-
VBM	-	-	-	-	-	-	-	-
MB	-	-	-	-	-	-	-	-
Total	-	-	-	-	-	-	-	-
1812								
Polls-OS	-	-	-	-	-	-	-	-
Polls-TS	-	-	-	-	-	-	-	-
VBM	-	-	-	-	-	-	-	-
MB	-	-	-	-	-	-	-	-
Total	-	-	-	-	-	-	-	-
1813								
Polls-OS	-	-	-	-	-	-	-	-
Polls-TS	-	-	-	-	-	-	-	-
VBM	-	-	-	-	-	-	-	-
MB	-	-	-	-	-	-	-	-
Total	-	-	-	-	-	-	-	-
1901-MB								
Polls-OS	-	-	-	-	-	-	-	-
Polls-TS	-	-	-	-	-	-	-	-
VBM	-	-	-	-	-	-	-	-
MB	-	-	-	-	-	-	-	-
Total	-	-	-	-	-	-	-	-
1902-MB								
Polls-OS	-	-	-	-	-	-	-	-
Polls-TS	-	-	-	-	-	-	-	-
VBM	-	-	-	-	-	-	-	-
MB	-	-	-	-	-	-	-	-
Total	-	-	-	-	-	-	-	-
1903-MB								

Statement of Votes Cast  
 Presidential General Election - November 6, 2012  
 Butte County, California  
 Municipal

Date:11/20/12  
 Time:14:11:11  
 Page:201 of 234

	PARADISE TOWN COUNCIL			
	WOODY CULLETON	STANLEY MC ETCHIN	JOHN J. RAWLINGS	GREG BOLIN
Polls-OS	-	-	-	-
Polls-TS	-	-	-	-
VBM	-	-	-	-
MB	-	-	-	-
Total	-	-	-	-
1904-MB	-	-	-	-
Polls-OS	-	-	-	-
Polls-TS	-	-	-	-
VBM	-	-	-	-
MB	-	-	-	-
Total	-	-	-	-
1905-MB	-	-	-	-
Polls-OS	-	-	-	-
Polls-TS	-	-	-	-
VBM	-	-	-	-
MB	-	-	-	-
Total	-	-	-	-
1906-MB	-	-	-	-
Polls-OS	-	-	-	-
Polls-TS	-	-	-	-
VBM	-	-	-	-
MB	-	-	-	-
Total	-	-	-	-
1907-MB	-	-	-	-
Polls-OS	-	-	-	-
Polls-TS	-	-	-	-
VBM	-	-	-	-
MB	-	-	-	-
Total	-	-	-	-
1908-MB	-	-	-	-
Polls-OS	-	-	-	-
Polls-TS	-	-	-	-
VBM	-	-	-	-
MB	-	-	-	-
Total	-	-	-	-
1909-MB	-	-	-	-
Polls-OS	-	-	-	-
Polls-TS	-	-	-	-
VBM	-	-	-	-
MB	-	-	-	-
Total	-	-	-	-
1910-MB	-	-	-	-
Polls-OS	-	-	-	-
Polls-TS	-	-	-	-
VBM	-	-	-	-
MB	-	-	-	-
Total	-	-	-	-
1911-MB	-	-	-	-
Polls-OS	-	-	-	-
Polls-TS	-	-	-	-
VBM	-	-	-	-
MB	-	-	-	-
Total	-	-	-	-
1912-MB	-	-	-	-
Polls-OS	-	-	-	-
Polls-TS	-	-	-	-
VBM	-	-	-	-
MB	-	-	-	-
Total	-	-	-	-
1913-MB	-	-	-	-
Polls-OS	-	-	-	-

Statement of Votes Cast  
 Presidential General Election - November 6, 2012  
 Butte County, California  
 Municipal

Date:11/20/12  
 Time:14:11:11  
 Page:202 of 234

	PARADISE TOWN COUNCIL			
	WOODY CULLETON	STANLEY MC ETCHIN	JOHN J. RAWLINGS	GREG BOLIN
Polls-TS	-	-	-	-
VBM	-	-	-	-
MB	-	-	-	-
Total	-	-	-	-
1914-MB	-	-	-	-
Polls-OS	-	-	-	-
Polls-TS	-	-	-	-
VBM	-	-	-	-
MB	-	-	-	-
Total	-	-	-	-
1915-MB	-	-	-	-
Polls-OS	-	-	-	-
Polls-TS	-	-	-	-
VBM	-	-	-	-
MB	-	-	-	-
Total	-	-	-	-
1916-MB	-	-	-	-
Polls-OS	-	-	-	-
Polls-TS	-	-	-	-
VBM	-	-	-	-
MB	-	-	-	-
Total	-	-	-	-
1917-MB	-	-	-	-
Polls-OS	-	-	-	-
Polls-TS	-	-	-	-
VBM	-	-	-	-
MB	-	-	-	-
Total	-	-	-	-
1918-MB	-	-	-	-
Polls-OS	-	-	-	-
Polls-TS	-	-	-	-
VBM	-	-	-	-
MB	-	-	-	-
Total	-	-	-	-
2201	-	-	-	-
Polls-OS	-	-	-	-
Polls-TS	-	-	-	-
VBM	-	-	-	-
MB	-	-	-	-
Total	-	-	-	-
2202	-	-	-	-
Polls-OS	-	-	-	-
Polls-TS	-	-	-	-
VBM	-	-	-	-
MB	-	-	-	-
Total	-	-	-	-
2203	-	-	-	-
Polls-OS	-	-	-	-
Polls-TS	-	-	-	-
VBM	-	-	-	-
MB	-	-	-	-
Total	-	-	-	-
2204	-	-	-	-
Polls-OS	-	-	-	-
Polls-TS	-	-	-	-
VBM	-	-	-	-
MB	-	-	-	-
Total	-	-	-	-
2205	-	-	-	-
Polls-OS	-	-	-	-
Polls-TS	-	-	-	-



Statement of Votes Cast  
 Presidential General Election - November 6, 2012  
 Butte County, California  
 Municipal

Date:11/20/12  
 Time:14:11:11  
 Page:203 of 234

	PARADISE TOWN COUNCIL			
	WOODY CULLETON	STANLEY MC ETCHIN	JOHN J. RAWLINGS	GREG BOLIN
VBM	-	-	-	-
MB	-	-	-	-
Total	-	-	-	-
2206				
Polls-OS	-	-	-	-
Polls-TS	-	-	-	-
VBM	-	-	-	-
MB	-	-	-	-
Total	-	-	-	-
2207				
Polls-OS	-	-	-	-
Polls-TS	-	-	-	-
VBM	-	-	-	-
MB	-	-	-	-
Total	-	-	-	-
2208				
Polls-OS	-	-	-	-
Polls-TS	-	-	-	-
VBM	-	-	-	-
MB	-	-	-	-
Total	-	-	-	-
2209				
Polls-OS	-	-	-	-
Polls-TS	-	-	-	-
VBM	-	-	-	-
MB	-	-	-	-
Total	-	-	-	-
2210				
Polls-OS	-	-	-	-
Polls-TS	-	-	-	-
VBM	-	-	-	-
MB	-	-	-	-
Total	-	-	-	-
2211				
Polls-OS	-	-	-	-
Polls-TS	-	-	-	-
VBM	-	-	-	-
MB	-	-	-	-
Total	-	-	-	-
2212				
Polls-OS	-	-	-	-
Polls-TS	-	-	-	-
VBM	-	-	-	-
MB	-	-	-	-
Total	-	-	-	-
2213				
Polls-OS	-	-	-	-
Polls-TS	-	-	-	-
VBM	-	-	-	-
MB	-	-	-	-
Total	-	-	-	-
2214				
Polls-OS	-	-	-	-
Polls-TS	-	-	-	-
VBM	-	-	-	-
MB	-	-	-	-
Total	-	-	-	-
2215				
Polls-OS	-	-	-	-
Polls-TS	-	-	-	-
VBM	-	-	-	-

Statement of Votes Cast  
 Presidential General Election - November 6, 2012  
 Butte County, California  
 Municipal

Date: 11/20/12  
 Time: 14:11:11  
 Page: 204 of 234

	PARADISE TOWN COUNCIL			
	WOODY CULLETON	STANLEY MC ETCHIN	JOHN J. RAWLINGS	GREG BOLIN
MB	-	-	-	-
Total	-	-	-	-
2216	-	-	-	-
Polls-OS	-	-	-	-
Polls-TS	-	-	-	-
VBM	-	-	-	-
MB	-	-	-	-
Total	-	-	-	-
2801	-	-	-	-
Polls-OS	-	-	-	-
Polls-TS	-	-	-	-
VBM	-	-	-	-
MB	-	-	-	-
Total	-	-	-	-
2802	-	-	-	-
Polls-OS	-	-	-	-
Polls-TS	-	-	-	-
VBM	-	-	-	-
MB	-	-	-	-
Total	-	-	-	-
2803	-	-	-	-
Polls-OS	-	-	-	-
Polls-TS	-	-	-	-
VBM	-	-	-	-
MB	-	-	-	-
Total	-	-	-	-
2804	-	-	-	-
Polls-OS	-	-	-	-
Polls-TS	-	-	-	-
VBM	-	-	-	-
MB	-	-	-	-
Total	-	-	-	-
2805	-	-	-	-
Polls-OS	-	-	-	-
Polls-TS	-	-	-	-
VBM	-	-	-	-
MB	-	-	-	-
Total	-	-	-	-
2806	-	-	-	-
Polls-OS	-	-	-	-
Polls-TS	-	-	-	-
VBM	-	-	-	-
MB	-	-	-	-
Total	-	-	-	-
2901-MB	-	-	-	-
Polls-OS	-	-	-	-
Polls-TS	-	-	-	-
VBM	-	-	-	-
MB	-	-	-	-
Total	-	-	-	-
2902-MB	-	-	-	-
Polls-OS	-	-	-	-
Polls-TS	-	-	-	-
VBM	-	-	-	-
MB	-	-	-	-
Total	-	-	-	-
2903-MB	-	-	-	-
Polls-OS	-	-	-	-
Polls-TS	-	-	-	-
VBM	-	-	-	-
MB	-	-	-	-

Statement of Votes Cast  
 Presidential General Election - November 6, 2012  
 Butte County, California  
 Municipal

Date:11/20/12  
 Time:14:11:11  
 Page:205 of 234

	PARADISE TOWN COUNCIL							
	WOODY CULLETON		STANLEY MC ETCHIN		JOHN J. RAWLINGS		GREG BOLIN	
Total	-	-	-	-	-	-	-	-
2904-MB	-	-	-	-	-	-	-	-
Polls-OS	-	-	-	-	-	-	-	-
Polls-TS	-	-	-	-	-	-	-	-
VBM	-	-	-	-	-	-	-	-
MB	-	-	-	-	-	-	-	-
Total	-	-	-	-	-	-	-	-
3201	-	-	-	-	-	-	-	-
Polls-OS	-	-	-	-	-	-	-	-
Polls-TS	-	-	-	-	-	-	-	-
VBM	-	-	-	-	-	-	-	-
MB	-	-	-	-	-	-	-	-
Total	-	-	-	-	-	-	-	-
3202	-	-	-	-	-	-	-	-
Polls-OS	-	-	-	-	-	-	-	-
Polls-TS	-	-	-	-	-	-	-	-
VBM	-	-	-	-	-	-	-	-
MB	-	-	-	-	-	-	-	-
Total	-	-	-	-	-	-	-	-
3203	-	-	-	-	-	-	-	-
Polls-OS	-	-	-	-	-	-	-	-
Polls-TS	-	-	-	-	-	-	-	-
VBM	-	-	-	-	-	-	-	-
MB	-	-	-	-	-	-	-	-
Total	-	-	-	-	-	-	-	-
3204	-	-	-	-	-	-	-	-
Polls-OS	-	-	-	-	-	-	-	-
Polls-TS	-	-	-	-	-	-	-	-
VBM	-	-	-	-	-	-	-	-
MB	-	-	-	-	-	-	-	-
Total	-	-	-	-	-	-	-	-
3205	-	-	-	-	-	-	-	-
Polls-OS	-	-	-	-	-	-	-	-
Polls-TS	-	-	-	-	-	-	-	-
VBM	-	-	-	-	-	-	-	-
MB	-	-	-	-	-	-	-	-
Total	-	-	-	-	-	-	-	-
3206	-	-	-	-	-	-	-	-
Polls-OS	-	-	-	-	-	-	-	-
Polls-TS	-	-	-	-	-	-	-	-
VBM	-	-	-	-	-	-	-	-
MB	-	-	-	-	-	-	-	-
Total	-	-	-	-	-	-	-	-
3207	-	-	-	-	-	-	-	-
Polls-OS	-	-	-	-	-	-	-	-
Polls-TS	-	-	-	-	-	-	-	-
VBM	-	-	-	-	-	-	-	-
MB	-	-	-	-	-	-	-	-
Total	-	-	-	-	-	-	-	-
3208	-	-	-	-	-	-	-	-
Polls-OS	-	-	-	-	-	-	-	-
Polls-TS	-	-	-	-	-	-	-	-
VBM	-	-	-	-	-	-	-	-
MB	-	-	-	-	-	-	-	-
Total	-	-	-	-	-	-	-	-
3209	-	-	-	-	-	-	-	-
Polls-OS	-	-	-	-	-	-	-	-
Polls-TS	-	-	-	-	-	-	-	-
VBM	-	-	-	-	-	-	-	-
MB	-	-	-	-	-	-	-	-
Total	-	-	-	-	-	-	-	-

Statement of Votes Cast  
 Presidential General Election - November 6, 2012  
 Butte County, California  
 Municipal

Date:11/20/12  
 Time:14:11:11  
 Page:206 of 234

	PARADISE TOWN COUNCIL							
	WOODY CULLETON		STANLEY MC ETCHIN		JOHN J. RAWLINGS		GREG BOLIN	
3210								
Polls-OS	-	-	-	-	-	-	-	-
Polls-TS	-	-	-	-	-	-	-	-
VBM	-	-	-	-	-	-	-	-
MB	-	-	-	-	-	-	-	-
Total	-	-	-	-	-	-	-	-
3211								
Polls-OS	-	-	-	-	-	-	-	-
Polls-TS	-	-	-	-	-	-	-	-
VBM	-	-	-	-	-	-	-	-
MB	-	-	-	-	-	-	-	-
Total	-	-	-	-	-	-	-	-
3212								
Polls-OS	-	-	-	-	-	-	-	-
Polls-TS	-	-	-	-	-	-	-	-
VBM	-	-	-	-	-	-	-	-
MB	-	-	-	-	-	-	-	-
Total	-	-	-	-	-	-	-	-
3213								
Polls-OS	-	-	-	-	-	-	-	-
Polls-TS	-	-	-	-	-	-	-	-
VBM	-	-	-	-	-	-	-	-
MB	-	-	-	-	-	-	-	-
Total	-	-	-	-	-	-	-	-
3214								
Polls-OS	-	-	-	-	-	-	-	-
Polls-TS	-	-	-	-	-	-	-	-
VBM	-	-	-	-	-	-	-	-
MB	-	-	-	-	-	-	-	-
Total	-	-	-	-	-	-	-	-
3215								
Polls-OS	-	-	-	-	-	-	-	-
Polls-TS	-	-	-	-	-	-	-	-
VBM	-	-	-	-	-	-	-	-
MB	-	-	-	-	-	-	-	-
Total	-	-	-	-	-	-	-	-
3216								
Polls-OS	-	-	-	-	-	-	-	-
Polls-TS	-	-	-	-	-	-	-	-
VBM	-	-	-	-	-	-	-	-
MB	-	-	-	-	-	-	-	-
Total	-	-	-	-	-	-	-	-
3801								
Polls-OS	-	-	-	-	-	-	-	-
Polls-TS	-	-	-	-	-	-	-	-
VBM	-	-	-	-	-	-	-	-
MB	-	-	-	-	-	-	-	-
Total	-	-	-	-	-	-	-	-
3802								
Polls-OS	-	-	-	-	-	-	-	-
Polls-TS	-	-	-	-	-	-	-	-
VBM	-	-	-	-	-	-	-	-
MB	-	-	-	-	-	-	-	-
Total	-	-	-	-	-	-	-	-
3901-MB								
Polls-OS	-	-	-	-	-	-	-	-
Polls-TS	-	-	-	-	-	-	-	-
VBM	-	-	-	-	-	-	-	-
MB	-	-	-	-	-	-	-	-
Total	-	-	-	-	-	-	-	-
3902-MB								

Statement of Votes Cast  
 Presidential General Election - November 6, 2012  
 Butte County, California  
 Municipal

Date:11/20/12  
 Time:14:11:12  
 Page:207 of 234

	PARADISE TOWN COUNCIL			
	WOODY CULLETON	STANLEY MC ETCHIN	JOHN J. RAWLINGS	GREG BOLIN
Polls-OS	-	-	-	-
Polls-TS	-	-	-	-
VBM	-	-	-	-
MB	-	-	-	-
Total	-	-	-	-
3903-MB	-	-	-	-
Polls-OS	-	-	-	-
Polls-TS	-	-	-	-
VBM	-	-	-	-
MB	-	-	-	-
Total	-	-	-	-
3904-MB	-	-	-	-
Polls-OS	-	-	-	-
Polls-TS	-	-	-	-
VBM	-	-	-	-
MB	-	-	-	-
Total	-	-	-	-
3905-MB	-	-	-	-
Polls-OS	-	-	-	-
Polls-TS	-	-	-	-
VBM	-	-	-	-
MB	-	-	-	-
Total	-	-	-	-
3906-MB	-	-	-	-
Polls-OS	-	-	-	-
Polls-TS	-	-	-	-
VBM	-	-	-	-
MB	-	-	-	-
Total	-	-	-	-
3907-MB	-	-	-	-
Polls-OS	-	-	-	-
Polls-TS	-	-	-	-
VBM	-	-	-	-
MB	-	-	-	-
Total	-	-	-	-
4201	-	-	-	-
Polls-OS	-	-	-	-
Polls-TS	-	-	-	-
VBM	-	-	-	-
MB	-	-	-	-
Total	-	-	-	-
4202	-	-	-	-
Polls-OS	-	-	-	-
Polls-TS	-	-	-	-
VBM	-	-	-	-
MB	-	-	-	-
Total	-	-	-	-
4203	-	-	-	-
Polls-OS	-	-	-	-
Polls-TS	-	-	-	-
VBM	-	-	-	-
MB	-	-	-	-
Total	-	-	-	-
4204	-	-	-	-
Polls-OS	-	-	-	-
Polls-TS	-	-	-	-
VBM	-	-	-	-
MB	-	-	-	-
Total	-	-	-	-
4301	-	-	-	-
Polls-OS	-	-	-	-

Statement of Votes Cast  
 Presidential General Election - November 6, 2012  
 Butte County, California  
 Municipal

Date: 11/20/12  
 Time: 14:11:12  
 Page: 208 of 234

	PARADISE TOWN COUNCIL			
	WOODY CULLETON	STANLEY MC ETCHIN	JOHN J. RAWLINGS	GREG BOLIN
Polls-TS	-	-	-	-
VBM	-	-	-	-
MB	-	-	-	-
Total	-	-	-	-
4302				
Polls-OS	-	-	-	-
Polls-TS	-	-	-	-
VBM	-	-	-	-
MB	-	-	-	-
Total	-	-	-	-
4401				
Polls-OS	-	-	-	-
Polls-TS	-	-	-	-
VBM	-	-	-	-
MB	-	-	-	-
Total	-	-	-	-
4801				
Polls-OS	-	-	-	-
Polls-TS	-	-	-	-
VBM	-	-	-	-
MB	-	-	-	-
Total	-	-	-	-
4802				
Polls-OS	-	-	-	-
Polls-TS	-	-	-	-
VBM	-	-	-	-
MB	-	-	-	-
Total	-	-	-	-
4803				
Polls-OS	-	-	-	-
Polls-TS	-	-	-	-
VBM	-	-	-	-
MB	-	-	-	-
Total	-	-	-	-
4804				
Polls-OS	-	-	-	-
Polls-TS	-	-	-	-
VBM	-	-	-	-
MB	-	-	-	-
Total	-	-	-	-
4805				
Polls-OS	-	-	-	-
Polls-TS	-	-	-	-
VBM	-	-	-	-
MB	-	-	-	-
Total	-	-	-	-
4806				
Polls-OS	-	-	-	-
Polls-TS	-	-	-	-
VBM	-	-	-	-
MB	-	-	-	-
Total	-	-	-	-
4807				
Polls-OS	-	-	-	-
Polls-TS	-	-	-	-
VBM	-	-	-	-
MB	-	-	-	-
Total	-	-	-	-
4808				
Polls-OS	-	-	-	-
Polls-TS	-	-	-	-

Statement of Votes Cast  
 Presidential General Election - November 6, 2012  
 Butte County, California  
 Municipal

Date:11/20/12  
 Time:14:11:12  
 Page:209 of 234

	PARADISE TOWN COUNCIL			
	WOODY CULLETON	STANLEY MC ETCHIN	JOHN J. RAWLINGS	GREG BOLIN
VBM	-	-	-	-
MB	-	-	-	-
Total	-	-	-	-
4901-MB	-	-	-	-
Polls-OS	-	-	-	-
Polls-TS	-	-	-	-
VBM	-	-	-	-
MB	-	-	-	-
Total	-	-	-	-
4902-MB	-	-	-	-
Polls-OS	-	-	-	-
Polls-TS	-	-	-	-
VBM	-	-	-	-
MB	-	-	-	-
Total	-	-	-	-
4903-MB	-	-	-	-
Polls-OS	-	-	-	-
Polls-TS	-	-	-	-
VBM	-	-	-	-
MB	-	-	-	-
Total	-	-	-	-
4904-MB	-	-	-	-
Polls-OS	-	-	-	-
Polls-TS	-	-	-	-
VBM	-	-	-	-
MB	-	-	-	-
Total	-	-	-	-
4905-MB	-	-	-	-
Polls-OS	-	-	-	-
Polls-TS	-	-	-	-
VBM	-	-	-	-
MB	-	-	-	-
Total	-	-	-	-
4906-MB	-	-	-	-
Polls-OS	-	-	-	-
Polls-TS	-	-	-	-
VBM	-	-	-	-
MB	-	-	-	-
Total	-	-	-	-
4907-MB	-	-	-	-
Polls-OS	-	-	-	-
Polls-TS	-	-	-	-
VBM	-	-	-	-
MB	-	-	-	-
Total	-	-	-	-
4908-MB	-	-	-	-
Polls-OS	-	-	-	-
Polls-TS	-	-	-	-
VBM	-	-	-	-
MB	-	-	-	-
Total	-	-	-	-
4909-MB	-	-	-	-
Polls-OS	-	-	-	-
Polls-TS	-	-	-	-
VBM	-	-	-	-
MB	-	-	-	-
Total	-	-	-	-
4910-MB	-	-	-	-
Polls-OS	-	-	-	-
Polls-TS	-	-	-	-
VBM	-	-	-	-

Statement of Votes Cast  
 Presidential General Election - November 6, 2012  
 Butte County, California  
 Municipal

Date:11/20/12  
 Time:14:11:12  
 Page:210 of 234

	PARADISE TOWN COUNCIL							
	WOODY CULLETON		STANLEY MC ETCHIN		JOHN J. RAWLINGS		GREG BOLIN	
MB	-	-	-	-	-	-	-	-
Total	-	-	-	-	-	-	-	-
4911-MB	-	-	-	-	-	-	-	-
Polls-OS	-	-	-	-	-	-	-	-
Polls-TS	-	-	-	-	-	-	-	-
VBM	-	-	-	-	-	-	-	-
MB	-	-	-	-	-	-	-	-
Total	-	-	-	-	-	-	-	-
4912-MB	-	-	-	-	-	-	-	-
Polls-OS	-	-	-	-	-	-	-	-
Polls-TS	-	-	-	-	-	-	-	-
VBM	-	-	-	-	-	-	-	-
MB	-	-	-	-	-	-	-	-
Total	-	-	-	-	-	-	-	-
4913-MB	-	-	-	-	-	-	-	-
Polls-OS	-	-	-	-	-	-	-	-
Polls-TS	-	-	-	-	-	-	-	-
VBM	-	-	-	-	-	-	-	-
MB	-	-	-	-	-	-	-	-
Total	-	-	-	-	-	-	-	-
4914-MB	-	-	-	-	-	-	-	-
Polls-OS	-	-	-	-	-	-	-	-
Polls-TS	-	-	-	-	-	-	-	-
VBM	-	-	-	-	-	-	-	-
MB	-	-	-	-	-	-	-	-
Total	-	-	-	-	-	-	-	-
4915-MB	-	-	-	-	-	-	-	-
Polls-OS	-	-	-	-	-	-	-	-
Polls-TS	-	-	-	-	-	-	-	-
VBM	-	-	-	-	-	-	-	-
MB	-	-	-	-	-	-	-	-
Total	-	-	-	-	-	-	-	-
4916-MB	-	-	-	-	-	-	-	-
Polls-OS	-	-	-	-	-	-	-	-
Polls-TS	-	-	-	-	-	-	-	-
VBM	-	-	-	-	-	-	-	-
MB	-	-	-	-	-	-	-	-
Total	-	-	-	-	-	-	-	-
5201	-	-	-	-	-	-	-	-
Polls-OS	-	-	-	-	-	-	-	-
Polls-TS	-	-	-	-	-	-	-	-
VBM	-	-	-	-	-	-	-	-
MB	-	-	-	-	-	-	-	-
Total	-	-	-	-	-	-	-	-
5501	-	-	-	-	-	-	-	-
Polls-OS	53	24.65%	33	15.35%	53	24.65%	76	35.35%
Polls-TS	75	28.74%	31	11.88%	68	26.05%	86	32.95%
VBM	189	27.04%	82	11.73%	171	24.46%	253	36.19%
MB	0	-	0	-	0	-	0	-
Total	317	26.98%	146	12.43%	292	24.85%	415	35.32%
5502	-	-	-	-	-	-	-	-
Polls-OS	83	24.34%	43	12.61%	88	25.81%	127	37.24%
Polls-TS	73	25.61%	24	8.42%	89	31.23%	99	34.74%
VBM	236	28.96%	89	10.92%	213	26.13%	273	33.50%
MB	0	-	0	-	0	-	0	-
Total	392	27.20%	156	10.83%	390	27.06%	499	34.63%
5503	-	-	-	-	-	-	-	-
Polls-OS	53	25.60%	23	11.11%	48	23.19%	80	38.65%
Polls-TS	67	29.39%	16	7.02%	64	28.07%	80	35.09%
VBM	209	25.55%	77	9.41%	217	26.53%	307	37.53%
MB	0	-	0	-	0	-	0	-



Statement of Votes Cast  
 Presidential General Election - November 6, 2012  
 Butte County, California  
 Municipal

Date:11/20/12  
 Time:14:11:12  
 Page:211 of 234

		PARADISE TOWN COUNCIL							
		WOODY CULLETON		STANLEY MC ETCHIN		JOHN J. RAWLINGS		GREG BOLIN	
5504	Total	329	26.26%	116	9.26%	329	26.26%	467	37.27%
	Polls-OS	82	31.42%	31	11.88%	59	22.61%	89	34.10%
	Polls-TS	47	29.19%	17	10.56%	41	25.47%	55	34.16%
	VBM	195	28.02%	81	11.64%	170	24.43%	248	35.63%
	MB	0	-	0	-	0	-	0	-
5505	Total	324	28.98%	129	11.54%	270	24.15%	392	35.06%
	Polls-OS	82	28.87%	34	11.97%	73	25.70%	95	33.45%
	Polls-TS	44	27.85%	23	14.56%	43	27.22%	48	30.38%
	VBM	202	26.86%	82	10.90%	195	25.93%	270	35.90%
	MB	0	-	0	-	0	-	0	-
5506	Total	328	27.47%	139	11.64%	311	26.05%	413	34.59%
	Polls-OS	94	29.19%	31	9.63%	95	29.50%	102	31.68%
	Polls-TS	49	31.01%	17	10.76%	37	23.42%	55	34.81%
	VBM	269	28.29%	94	9.88%	264	27.76%	318	33.44%
	MB	0	-	0	-	0	-	0	-
5507	Total	412	28.79%	142	9.92%	396	27.67%	475	33.19%
	Polls-OS	75	27.68%	29	10.70%	65	23.99%	101	37.27%
	Polls-TS	35	23.03%	23	15.13%	42	27.63%	52	34.21%
	VBM	147	29.28%	52	10.36%	131	26.10%	169	33.67%
	MB	0	-	0	-	0	-	0	-
5508	Total	257	27.78%	104	11.24%	238	25.73%	322	34.81%
	Polls-OS	71	31.14%	25	10.96%	51	22.37%	81	35.53%
	Polls-TS	41	30.83%	15	11.28%	29	21.80%	47	35.34%
	VBM	165	29.15%	63	11.13%	138	24.38%	198	34.98%
	MB	0	-	0	-	0	-	0	-
5509	Total	277	29.88%	103	11.11%	218	23.52%	326	35.17%
	Polls-OS	151	26.82%	72	12.79%	133	23.62%	200	35.52%
	Polls-TS	62	28.57%	29	13.36%	51	23.50%	74	34.10%
	VBM	325	26.62%	153	12.53%	308	25.23%	428	35.05%
	MB	0	-	0	-	0	-	0	-
5510	Total	538	26.89%	254	12.69%	492	24.59%	702	35.08%
	Polls-OS	216	28.99%	70	9.40%	193	25.91%	264	35.44%
	Polls-TS	20	27.40%	8	10.96%	20	27.40%	25	34.25%
	VBM	439	27.73%	174	10.99%	421	26.60%	543	34.30%
	MB	0	-	0	-	0	-	0	-
5511	Total	675	28.11%	252	10.50%	634	26.41%	832	34.65%
	Polls-OS	183	26.60%	84	12.21%	181	26.31%	235	34.16%
	Polls-TS	46	27.54%	15	8.98%	50	29.94%	56	33.53%
	VBM	407	27.46%	169	11.40%	384	25.91%	506	34.14%
	MB	0	-	0	-	0	-	0	-
5512	Total	636	27.21%	268	11.47%	615	26.32%	797	34.10%
	Polls-OS	128	24.76%	69	13.35%	124	23.98%	193	37.33%
	Polls-TS	54	29.03%	23	12.37%	44	23.66%	64	34.41%
	VBM	292	26.33%	140	12.62%	283	25.52%	385	34.72%
	MB	0	-	0	-	0	-	0	-
5513	Total	474	26.16%	232	12.80%	451	24.89%	642	35.43%
	Polls-OS	173	27.72%	56	8.97%	161	25.80%	231	37.02%
	Polls-TS	60	27.78%	20	9.26%	62	28.70%	73	33.80%
	VBM	472	28.16%	168	10.02%	447	26.67%	582	34.73%
	MB	0	-	0	-	0	-	0	-
Total		705	28.02%	244	9.70%	670	26.63%	886	35.21%

Statement of Votes Cast  
 Presidential General Election - November 6, 2012  
 Butte County, California  
 Municipal

Date:11/20/12  
 Time:14:11:12  
 Page:212 of 234

PARADISE TOWN COUNCIL									
		WOODY CULLETON		STANLEY MC ETCHIN		JOHN J. RAWLINGS		GREG BOLIN	
5514									
Polls-OS		158	26.69%	50	8.45%	153	25.84%	229	38.68%
Polls-TS		33	28.21%	13	11.11%	34	29.06%	37	31.62%
VBM		410	26.30%	175	11.23%	424	27.20%	546	35.02%
MB		0	-	0	-	0	-	0	-
Total		601	26.50%	238	10.49%	611	26.94%	812	35.80%
5801									
Polls-OS		-	-	-	-	-	-	-	-
Polls-TS		-	-	-	-	-	-	-	-
VBM		-	-	-	-	-	-	-	-
MB		-	-	-	-	-	-	-	-
Total		-	-	-	-	-	-	-	-
5802									
Polls-OS		-	-	-	-	-	-	-	-
Polls-TS		-	-	-	-	-	-	-	-
VBM		-	-	-	-	-	-	-	-
MB		-	-	-	-	-	-	-	-
Total		-	-	-	-	-	-	-	-
5803									
Polls-OS		-	-	-	-	-	-	-	-
Polls-TS		-	-	-	-	-	-	-	-
VBM		-	-	-	-	-	-	-	-
MB		-	-	-	-	-	-	-	-
Total		-	-	-	-	-	-	-	-
5804									
Polls-OS		-	-	-	-	-	-	-	-
Polls-TS		-	-	-	-	-	-	-	-
VBM		-	-	-	-	-	-	-	-
MB		-	-	-	-	-	-	-	-
Total		-	-	-	-	-	-	-	-
5805									
Polls-OS		-	-	-	-	-	-	-	-
Polls-TS		-	-	-	-	-	-	-	-
VBM		-	-	-	-	-	-	-	-
MB		-	-	-	-	-	-	-	-
Total		-	-	-	-	-	-	-	-
5806									
Polls-OS		-	-	-	-	-	-	-	-
Polls-TS		-	-	-	-	-	-	-	-
VBM		-	-	-	-	-	-	-	-
MB		-	-	-	-	-	-	-	-
Total		-	-	-	-	-	-	-	-
5807									
Polls-OS		-	-	-	-	-	-	-	-
Polls-TS		-	-	-	-	-	-	-	-
VBM		-	-	-	-	-	-	-	-
MB		-	-	-	-	-	-	-	-
Total		-	-	-	-	-	-	-	-
5901-MB									
Polls-OS		0	-	0	-	0	-	0	-
Polls-TS		0	-	0	-	0	-	0	-
VBM		0	-	0	-	0	-	0	-
MB		0	-	0	-	0	-	0	-
Total		0	-	0	-	0	-	0	-
5902-MB									
Polls-OS		2	50.00%	0	0.00%	1	25.00%	1	25.00%
Polls-TS		2	28.57%	0	0.00%	2	28.57%	3	42.86%
VBM		0	-	0	-	0	-	0	-
MB		110	25.94%	45	10.61%	115	27.12%	149	35.14%
Total		114	26.21%	45	10.34%	118	27.13%	153	35.17%
5903-MB									

Statement of Votes Cast  
 Presidential General Election - November 6, 2012  
 Butte County, California  
 Municipal

Date:11/20/12  
 Time:14:11:12  
 Page:213 of 234

	PARADISE TOWN COUNCIL			
	WOODY CULLETON	STANLEY MC ETCHIN	JOHN J. RAWLINGS	GREG BOLIN
Polls-OS	-	-	-	-
Polls-TS	-	-	-	-
VBM	-	-	-	-
MB	-	-	-	-
Total	-	-	-	-
5904-MB	-	-	-	-
Polls-OS	-	-	-	-
Polls-TS	-	-	-	-
VBM	-	-	-	-
MB	-	-	-	-
Total	-	-	-	-
5905-MB	-	-	-	-
Polls-OS	-	-	-	-
Polls-TS	-	-	-	-
VBM	-	-	-	-
MB	-	-	-	-
Total	-	-	-	-
5906-MB	-	-	-	-
Polls-OS	-	-	-	-
Polls-TS	-	-	-	-
VBM	-	-	-	-
MB	-	-	-	-
Total	-	-	-	-
5907-MB	-	-	-	-
Polls-OS	-	-	-	-
Polls-TS	-	-	-	-
VBM	-	-	-	-
MB	-	-	-	-
Total	-	-	-	-
5908-MB	-	-	-	-
Polls-OS	-	-	-	-
Polls-TS	-	-	-	-
VBM	-	-	-	-
MB	-	-	-	-
Total	-	-	-	-
5909-MB	-	-	-	-
Polls-OS	-	-	-	-
Polls-TS	-	-	-	-
VBM	-	-	-	-
MB	-	-	-	-
Total	-	-	-	-
5910-MB	-	-	-	-
Polls-OS	-	-	-	-
Polls-TS	-	-	-	-
VBM	-	-	-	-
MB	-	-	-	-
Total	-	-	-	-
5911-MB	-	-	-	-
Polls-OS	-	-	-	-
Polls-TS	-	-	-	-
VBM	-	-	-	-
MB	-	-	-	-
Total	-	-	-	-
5912-MB	-	-	-	-
Polls-OS	-	-	-	-
Polls-TS	-	-	-	-
VBM	-	-	-	-
MB	-	-	-	-
Total	-	-	-	-
5913-MB	-	-	-	-
Polls-OS	-	-	-	-

Statement of Votes Cast  
 Presidential General Election - November 6, 2012  
 Butte County, California  
 Municipal

Date:11/20/12  
 Time:14:11:12  
 Page:214 of 234

	PARADISE TOWN COUNCIL							
	WOODY CULLETON		STANLEY MC ETCHIN		JOHN J. RAWLINGS		GREG BOLIN	
Polls-TS	-	-	-	-	-	-	-	-
VBM	-	-	-	-	-	-	-	-
MB	-	-	-	-	-	-	-	-
Total	-	-	-	-	-	-	-	-
5914-MB	-	-	-	-	-	-	-	-
Polls-OS	-	-	-	-	-	-	-	-
Polls-TS	-	-	-	-	-	-	-	-
VBM	-	-	-	-	-	-	-	-
MB	-	-	-	-	-	-	-	-
Total	-	-	-	-	-	-	-	-
5915-MB	-	-	-	-	-	-	-	-
Polls-OS	-	-	-	-	-	-	-	-
Polls-TS	-	-	-	-	-	-	-	-
VBM	-	-	-	-	-	-	-	-
MB	-	-	-	-	-	-	-	-
Total	-	-	-	-	-	-	-	-
Total	1604	27.36%	650	11.09%	1478	25.21%	2104	35.89%
Polls-OS	708	28.11%	274	10.88%	676	26.84%	854	33.90%
Polls-TS	3957	27.42%	1599	11.08%	3766	26.10%	5026	34.83%
VBM	110	25.94%	45	10.61%	115	27.12%	149	35.14%
MB	6379	27.46%	2568	11.05%	6035	25.97%	8133	35.00%
County								
County of Butte								
Polls-OS	1604	27.36%	650	11.09%	1478	25.21%	2104	35.89%
Polls-TS	708	28.11%	274	10.88%	676	26.84%	854	33.90%
VBM	3957	27.42%	1599	11.08%	3766	26.10%	5026	34.83%
MB	110	25.94%	45	10.61%	115	27.12%	149	35.14%
Total	6379	27.46%	2568	11.05%	6035	25.97%	8133	35.00%
Total	1604	27.36%	650	11.09%	1478	25.21%	2104	35.89%
Polls-OS	708	28.11%	274	10.88%	676	26.84%	854	33.90%
Polls-TS	3957	27.42%	1599	11.08%	3766	26.10%	5026	34.83%
VBM	110	25.94%	45	10.61%	115	27.12%	149	35.14%
MB	6379	27.46%	2568	11.05%	6035	25.97%	8133	35.00%
Congressional District								
1st Congressional District								
Polls-OS	1604	27.36%	650	11.09%	1478	25.21%	2104	35.89%
Polls-TS	708	28.11%	274	10.88%	676	26.84%	854	33.90%
VBM	3957	27.42%	1599	11.08%	3766	26.10%	5026	34.83%
MB	110	25.94%	45	10.61%	115	27.12%	149	35.14%
Total	6379	27.46%	2568	11.05%	6035	25.97%	8133	35.00%
Total	1604	27.36%	650	11.09%	1478	25.21%	2104	35.89%
Polls-OS	708	28.11%	274	10.88%	676	26.84%	854	33.90%
Polls-TS	3957	27.42%	1599	11.08%	3766	26.10%	5026	34.83%
VBM	110	25.94%	45	10.61%	115	27.12%	149	35.14%
MB	6379	27.46%	2568	11.05%	6035	25.97%	8133	35.00%
Senate District								
4th Senate District								
Polls-OS	1604	27.36%	650	11.09%	1478	25.21%	2104	35.89%
Polls-TS	708	28.11%	274	10.88%	676	26.84%	854	33.90%
VBM	3957	27.42%	1599	11.08%	3766	26.10%	5026	34.83%
MB	110	25.94%	45	10.61%	115	27.12%	149	35.14%
Total	6379	27.46%	2568	11.05%	6035	25.97%	8133	35.00%
Total	1604	27.36%	650	11.09%	1478	25.21%	2104	35.89%
Polls-OS	708	28.11%	274	10.88%	676	26.84%	854	33.90%

Statement of Votes Cast  
 Presidential General Election - November 6, 2012  
 Butte County, California  
 Municipal

Date:11/20/12  
 Time:14:11:13  
 Page:215 of 234

	PARADISE TOWN COUNCIL							
	WOODY CULLETON		STANLEY MC ETCHIN		JOHN J. RAWLINGS		GREG BOLIN	
VBM	3957	27.42%	1599	11.08%	3766	26.10%	5026	34.83%
MB	110	25.94%	45	10.61%	115	27.12%	149	35.14%
Total	6379	27.46%	2568	11.05%	6035	25.97%	8133	35.00%
Assembly District								
1st Assembly District								
Polls-OS	0	-	0	-	0	-	0	-
Polls-TS	0	-	0	-	0	-	0	-
VBM	0	-	0	-	0	-	0	-
MB	0	-	0	-	0	-	0	-
Total	0	-	0	-	0	-	0	-
3rd Assembly District								
Polls-OS	1604	27.36%	650	11.09%	1478	25.21%	2104	35.89%
Polls-TS	708	28.11%	274	10.88%	676	26.84%	854	33.90%
VBM	3957	27.42%	1599	11.08%	3766	26.10%	5026	34.83%
MB	110	25.94%	45	10.61%	115	27.12%	149	35.14%
Total	6379	27.46%	2568	11.05%	6035	25.97%	8133	35.00%
Total								
Polls-OS	1604	27.36%	650	11.09%	1478	25.21%	2104	35.89%
Polls-TS	708	28.11%	274	10.88%	676	26.84%	854	33.90%
VBM	3957	27.42%	1599	11.08%	3766	26.10%	5026	34.83%
MB	110	25.94%	45	10.61%	115	27.12%	149	35.14%
Total	6379	27.46%	2568	11.05%	6035	25.97%	8133	35.00%
County Supervisor District								
1st Supervisor District								
Polls-OS	0	-	0	-	0	-	0	-
Polls-TS	0	-	0	-	0	-	0	-
VBM	0	-	0	-	0	-	0	-
MB	0	-	0	-	0	-	0	-
Total	0	-	0	-	0	-	0	-
2nd Supervisor District								
Polls-OS	0	-	0	-	0	-	0	-
Polls-TS	0	-	0	-	0	-	0	-
VBM	0	-	0	-	0	-	0	-
MB	0	-	0	-	0	-	0	-
Total	0	-	0	-	0	-	0	-
3rd Supervisor District								
Polls-OS	0	-	0	-	0	-	0	-
Polls-TS	0	-	0	-	0	-	0	-
VBM	0	-	0	-	0	-	0	-
MB	0	-	0	-	0	-	0	-
Total	0	-	0	-	0	-	0	-
4th Supervisor District								
Polls-OS	0	-	0	-	0	-	0	-
Polls-TS	0	-	0	-	0	-	0	-
VBM	0	-	0	-	0	-	0	-
MB	0	-	0	-	0	-	0	-
Total	0	-	0	-	0	-	0	-
5th Supervisor District								
Polls-OS	1604	27.36%	650	11.09%	1478	25.21%	2104	35.89%
Polls-TS	708	28.11%	274	10.88%	676	26.84%	854	33.90%
VBM	3957	27.42%	1599	11.08%	3766	26.10%	5026	34.83%
MB	110	25.94%	45	10.61%	115	27.12%	149	35.14%
Total	6379	27.46%	2568	11.05%	6035	25.97%	8133	35.00%
Total								
Polls-OS	1604	27.36%	650	11.09%	1478	25.21%	2104	35.89%
Polls-TS	708	28.11%	274	10.88%	676	26.84%	854	33.90%
VBM	3957	27.42%	1599	11.08%	3766	26.10%	5026	34.83%
MB	110	25.94%	45	10.61%	115	27.12%	149	35.14%
Total	6379	27.46%	2568	11.05%	6035	25.97%	8133	35.00%

Statement of Votes Cast  
 Presidential General Election - November 6, 2012  
 Butte County, California  
 Municipal

Date: 11/20/12  
 Time: 14:11:13  
 Page: 216 of 234

	PARADISE TOWN COUNCIL							
	WOODY CULLETON		STANLEY MC ETCHIN		JOHN J. RAWLINGS		GREG BOLIN	
City								
City of Biggs								
Polls-OS	0	-	0	-	0	-	0	-
Polls-TS	0	-	0	-	0	-	0	-
VBM	0	-	0	-	0	-	0	-
MB	0	-	0	-	0	-	0	-
Total	0	-	0	-	0	-	0	-
City of Chico								
Polls-OS	0	-	0	-	0	-	0	-
Polls-TS	0	-	0	-	0	-	0	-
VBM	0	-	0	-	0	-	0	-
MB	0	-	0	-	0	-	0	-
Total	0	-	0	-	0	-	0	-
City of Gridley								
Polls-OS	0	-	0	-	0	-	0	-
Polls-TS	0	-	0	-	0	-	0	-
VBM	0	-	0	-	0	-	0	-
MB	0	-	0	-	0	-	0	-
Total	0	-	0	-	0	-	0	-
City of Oroville								
Polls-OS	0	-	0	-	0	-	0	-
Polls-TS	0	-	0	-	0	-	0	-
VBM	0	-	0	-	0	-	0	-
MB	0	-	0	-	0	-	0	-
Total	0	-	0	-	0	-	0	-
Town of Paradise								
Polls-OS	1604	27.36%	650	11.09%	1478	25.21%	2104	35.89%
Polls-TS	708	28.11%	274	10.88%	676	26.84%	854	33.90%
VBM	3957	27.42%	1599	11.08%	3766	26.10%	5026	34.83%
MB	110	25.94%	45	10.61%	115	27.12%	149	35.14%
Total	6379	27.46%	2568	11.05%	6035	25.97%	8133	35.00%
Unincorporated Area								
Polls-OS	0	-	0	-	0	-	0	-
Polls-TS	0	-	0	-	0	-	0	-
VBM	0	-	0	-	0	-	0	-
MB	0	-	0	-	0	-	0	-
Total	0	-	0	-	0	-	0	-
Total								
Polls-OS	1604	27.36%	650	11.09%	1478	25.21%	2104	35.89%
Polls-TS	708	28.11%	274	10.88%	676	26.84%	854	33.90%
VBM	3957	27.42%	1599	11.08%	3766	26.10%	5026	34.83%
MB	110	25.94%	45	10.61%	115	27.12%	149	35.14%
Total	6379	27.46%	2568	11.05%	6035	25.97%	8133	35.00%
State Board of Equalization District								
1st District Board Equalization								
Polls-OS	1604	27.36%	650	11.09%	1478	25.21%	2104	35.89%
Polls-TS	708	28.11%	274	10.88%	676	26.84%	854	33.90%
VBM	3957	27.42%	1599	11.08%	3766	26.10%	5026	34.83%
MB	110	25.94%	45	10.61%	115	27.12%	149	35.14%
Total	6379	27.46%	2568	11.05%	6035	25.97%	8133	35.00%
Total								
Polls-OS	1604	27.36%	650	11.09%	1478	25.21%	2104	35.89%
Polls-TS	708	28.11%	274	10.88%	676	26.84%	854	33.90%
VBM	3957	27.42%	1599	11.08%	3766	26.10%	5026	34.83%
MB	110	25.94%	45	10.61%	115	27.12%	149	35.14%
Total	6379	27.46%	2568	11.05%	6035	25.97%	8133	35.00%

Statement of Votes Cast  
 Presidential General Election - November 6, 2012  
 Butte County, California  
 Municipal

Date:11/20/12  
 Time:14:11:13  
 Page:217 of 234

	PARADISE TOWN COUNCIL
	Write-In Votes
Jurisdiction Wide	
1101	
Polls-OS	-
Polls-TS	-
VBM	-
MB	-
Total	-
1102	
Polls-OS	-
Polls-TS	-
VBM	-
MB	-
Total	-
1103	
Polls-OS	-
Polls-TS	-
VBM	-
MB	-
Total	-
1104	
Polls-OS	-
Polls-TS	-
VBM	-
MB	-
Total	-
1105	
Polls-OS	-
Polls-TS	-
VBM	-
MB	-
Total	-
1801	
Polls-OS	-
Polls-TS	-
VBM	-
MB	-
Total	-
1802	
Polls-OS	-
Polls-TS	-
VBM	-
MB	-
Total	-
1803	
Polls-OS	-
Polls-TS	-
VBM	-
MB	-
Total	-
1804	
Polls-OS	-
Polls-TS	-
VBM	-
MB	-
Total	-
1805	
Polls-OS	-
Polls-TS	-
VBM	-
MB	-
Total	-

Statement of Votes Cast  
 Presidential General Election - November 6, 2012  
 Butte County, California  
 Municipal

Date:11/20/12  
 Time:14:11:13  
 Page:218 of 234

	PARADISE TOWN COUNCIL
	Write-In Votes
1806	
Polls-OS	-
Polls-TS	-
VBM	-
MB	-
Total	-
1807	
Polls-OS	-
Polls-TS	-
VBM	-
MB	-
Total	-
1808	
Polls-OS	-
Polls-TS	-
VBM	-
MB	-
Total	-
1809	
Polls-OS	-
Polls-TS	-
VBM	-
MB	-
Total	-
1810	
Polls-OS	-
Polls-TS	-
VBM	-
MB	-
Total	-
1811	
Polls-OS	-
Polls-TS	-
VBM	-
MB	-
Total	-
1812	
Polls-OS	-
Polls-TS	-
VBM	-
MB	-
Total	-
1813	
Polls-OS	-
Polls-TS	-
VBM	-
MB	-
Total	-
1901-MB	
Polls-OS	-
Polls-TS	-
VBM	-
MB	-
Total	-
1902-MB	
Polls-OS	-
Polls-TS	-
VBM	-
MB	-
Total	-
1903-MB	



Statement of Votes Cast  
 Presidential General Election - November 6, 2012  
 Butte County, California  
 Municipal

Date:11/20/12  
 Time:14:11:13  
 Page:219 of 234

	PARADISE TOWN COUNCIL
	Write-In Votes
Polls-OS	-
Polls-TS	-
VBM	-
MB	-
Total	-
1904-MB	-
Polls-OS	-
Polls-TS	-
VBM	-
MB	-
Total	-
1905-MB	-
Polls-OS	-
Polls-TS	-
VBM	-
MB	-
Total	-
1906-MB	-
Polls-OS	-
Polls-TS	-
VBM	-
MB	-
Total	-
1907-MB	-
Polls-OS	-
Polls-TS	-
VBM	-
MB	-
Total	-
1908-MB	-
Polls-OS	-
Polls-TS	-
VBM	-
MB	-
Total	-
1909-MB	-
Polls-OS	-
Polls-TS	-
VBM	-
MB	-
Total	-
1910-MB	-
Polls-OS	-
Polls-TS	-
VBM	-
MB	-
Total	-
1911-MB	-
Polls-OS	-
Polls-TS	-
VBM	-
MB	-
Total	-
1912-MB	-
Polls-OS	-
Polls-TS	-
VBM	-
MB	-
Total	-
1913-MB	-
Polls-OS	-

Statement of Votes Cast  
 Presidential General Election - November 6, 2012  
 Butte County, California  
 Municipal

Date:11/20/12  
 Time:14:11:13  
 Page:220 of 234

	PARADISE TOWN COUNCIL
	Write-In Votes
Polls-TS	-
VBM	-
MB	-
Total	-
1914-MB	-
Polls-OS	-
Polls-TS	-
VBM	-
MB	-
Total	-
1915-MB	-
Polls-OS	-
Polls-TS	-
VBM	-
MB	-
Total	-
1916-MB	-
Polls-OS	-
Polls-TS	-
VBM	-
MB	-
Total	-
1917-MB	-
Polls-OS	-
Polls-TS	-
VBM	-
MB	-
Total	-
1918-MB	-
Polls-OS	-
Polls-TS	-
VBM	-
MB	-
Total	-
2201	-
Polls-OS	-
Polls-TS	-
VBM	-
MB	-
Total	-
2202	-
Polls-OS	-
Polls-TS	-
VBM	-
MB	-
Total	-
2203	-
Polls-OS	-
Polls-TS	-
VBM	-
MB	-
Total	-
2204	-
Polls-OS	-
Polls-TS	-
VBM	-
MB	-
Total	-
2205	-
Polls-OS	-
Polls-TS	-

Statement of Votes Cast  
 Presidential General Election - November 6, 2012  
 Butte County, California  
 Municipal

Date:11/20/12  
 Time:14:11:13  
 Page:221 of 234

	PARADISE TOWN COUNCIL
	Write-In Votes
VBM	-
MB	-
Total	-
2206	
Polls-OS	-
Polls-TS	-
VBM	-
MB	-
Total	-
2207	
Polls-OS	-
Polls-TS	-
VBM	-
MB	-
Total	-
2208	
Polls-OS	-
Polls-TS	-
VBM	-
MB	-
Total	-
2209	
Polls-OS	-
Polls-TS	-
VBM	-
MB	-
Total	-
2210	
Polls-OS	-
Polls-TS	-
VBM	-
MB	-
Total	-
2211	
Polls-OS	-
Polls-TS	-
VBM	-
MB	-
Total	-
2212	
Polls-OS	-
Polls-TS	-
VBM	-
MB	-
Total	-
2213	
Polls-OS	-
Polls-TS	-
VBM	-
MB	-
Total	-
2214	
Polls-OS	-
Polls-TS	-
VBM	-
MB	-
Total	-
2215	
Polls-OS	-
Polls-TS	-
VBM	-

Statement of Votes Cast  
 Presidential General Election - November 6, 2012  
 Butte County, California  
 Municipal

Date:11/20/12  
 Time:14:11:13  
 Page:222 of 234

	PARADISE TOWN COUNCIL
	Write-In Votes
MB	-
Total	-
2216	-
Polls-OS	-
Polls-TS	-
VBM	-
MB	-
Total	-
2801	-
Polls-OS	-
Polls-TS	-
VBM	-
MB	-
Total	-
2802	-
Polls-OS	-
Polls-TS	-
VBM	-
MB	-
Total	-
2803	-
Polls-OS	-
Polls-TS	-
VBM	-
MB	-
Total	-
2804	-
Polls-OS	-
Polls-TS	-
VBM	-
MB	-
Total	-
2805	-
Polls-OS	-
Polls-TS	-
VBM	-
MB	-
Total	-
2806	-
Polls-OS	-
Polls-TS	-
VBM	-
MB	-
Total	-
2901-MB	-
Polls-OS	-
Polls-TS	-
VBM	-
MB	-
Total	-
2902-MB	-
Polls-OS	-
Polls-TS	-
VBM	-
MB	-
Total	-
2903-MB	-
Polls-OS	-
Polls-TS	-
VBM	-
MB	-

Statement of Votes Cast  
 Presidential General Election - November 6, 2012  
 Butte County, California  
 Municipal

Date:11/20/12  
 Time:14:11:13  
 Page:223 of 234

	PARADISE TOWN COUNCIL
	Write-In Votes
Total	-
2904-MB	-
Polls-OS	-
Polls-TS	-
VBM	-
MB	-
Total	-
3201	-
Polls-OS	-
Polls-TS	-
VBM	-
MB	-
Total	-
3202	-
Polls-OS	-
Polls-TS	-
VBM	-
MB	-
Total	-
3203	-
Polls-OS	-
Polls-TS	-
VBM	-
MB	-
Total	-
3204	-
Polls-OS	-
Polls-TS	-
VBM	-
MB	-
Total	-
3205	-
Polls-OS	-
Polls-TS	-
VBM	-
MB	-
Total	-
3206	-
Polls-OS	-
Polls-TS	-
VBM	-
MB	-
Total	-
3207	-
Polls-OS	-
Polls-TS	-
VBM	-
MB	-
Total	-
3208	-
Polls-OS	-
Polls-TS	-
VBM	-
MB	-
Total	-
3209	-
Polls-OS	-
Polls-TS	-
VBM	-
MB	-
Total	-

Statement of Votes Cast  
 Presidential General Election - November 6, 2012  
 Butte County, California  
 Municipal

Date:11/20/12  
 Time:14:11:13  
 Page:224 of 234

	PARADISE TOWN COUNCIL
	Write-In Votes
3210	
Polls-OS	-
Polls-TS	-
VBM	-
MB	-
Total	-
3211	
Polls-OS	-
Polls-TS	-
VBM	-
MB	-
Total	-
3212	
Polls-OS	-
Polls-TS	-
VBM	-
MB	-
Total	-
3213	
Polls-OS	-
Polls-TS	-
VBM	-
MB	-
Total	-
3214	
Polls-OS	-
Polls-TS	-
VBM	-
MB	-
Total	-
3215	
Polls-OS	-
Polls-TS	-
VBM	-
MB	-
Total	-
3216	
Polls-OS	-
Polls-TS	-
VBM	-
MB	-
Total	-
3801	
Polls-OS	-
Polls-TS	-
VBM	-
MB	-
Total	-
3802	
Polls-OS	-
Polls-TS	-
VBM	-
MB	-
Total	-
3901-MB	
Polls-OS	-
Polls-TS	-
VBM	-
MB	-
Total	-
3902-MB	

Statement of Votes Cast  
 Presidential General Election - November 6, 2012  
 Butte County, California  
 Municipal

Date:11/20/12  
 Time:14:11:13  
 Page:225 of 234

	PARADISE TOWN COUNCIL
	Write-In Votes
Polls-OS	-
Polls-TS	-
VBM	-
MB	-
Total	-
3903-MB	
Polls-OS	-
Polls-TS	-
VBM	-
MB	-
Total	-
3904-MB	
Polls-OS	-
Polls-TS	-
VBM	-
MB	-
Total	-
3905-MB	
Polls-OS	-
Polls-TS	-
VBM	-
MB	-
Total	-
3906-MB	
Polls-OS	-
Polls-TS	-
VBM	-
MB	-
Total	-
3907-MB	
Polls-OS	-
Polls-TS	-
VBM	-
MB	-
Total	-
4201	
Polls-OS	-
Polls-TS	-
VBM	-
MB	-
Total	-
4202	
Polls-OS	-
Polls-TS	-
VBM	-
MB	-
Total	-
4203	
Polls-OS	-
Polls-TS	-
VBM	-
MB	-
Total	-
4204	
Polls-OS	-
Polls-TS	-
VBM	-
MB	-
Total	-
4301	
Polls-OS	-

Statement of Votes Cast  
 Presidential General Election - November 6, 2012  
 Butte County, California  
 Municipal

Date:11/20/12  
 Time:14:11:13  
 Page:226 of 234

	PARADISE TOWN COUNCIL
	Write-In Votes
Polls-TS	-
VBM	-
MB	-
Total	-
4302	
Polls-OS	-
Polls-TS	-
VBM	-
MB	-
Total	-
4401	
Polls-OS	-
Polls-TS	-
VBM	-
MB	-
Total	-
4801	
Polls-OS	-
Polls-TS	-
VBM	-
MB	-
Total	-
4802	
Polls-OS	-
Polls-TS	-
VBM	-
MB	-
Total	-
4803	
Polls-OS	-
Polls-TS	-
VBM	-
MB	-
Total	-
4804	
Polls-OS	-
Polls-TS	-
VBM	-
MB	-
Total	-
4805	
Polls-OS	-
Polls-TS	-
VBM	-
MB	-
Total	-
4806	
Polls-OS	-
Polls-TS	-
VBM	-
MB	-
Total	-
4807	
Polls-OS	-
Polls-TS	-
VBM	-
MB	-
Total	-
4808	
Polls-OS	-
Polls-TS	-



Statement of Votes Cast  
 Presidential General Election - November 6, 2012  
 Butte County, California  
 Municipal

Date:11/20/12  
 Time:14:11:13  
 Page:227 of 234

	PARADISE TOWN COUNCIL
	Write-In Votes
VBM	-
MB	-
Total	-
4901-MB	-
Polls-OS	-
Polls-TS	-
VBM	-
MB	-
Total	-
4902-MB	-
Polls-OS	-
Polls-TS	-
VBM	-
MB	-
Total	-
4903-MB	-
Polls-OS	-
Polls-TS	-
VBM	-
MB	-
Total	-
4904-MB	-
Polls-OS	-
Polls-TS	-
VBM	-
MB	-
Total	-
4905-MB	-
Polls-OS	-
Polls-TS	-
VBM	-
MB	-
Total	-
4906-MB	-
Polls-OS	-
Polls-TS	-
VBM	-
MB	-
Total	-
4907-MB	-
Polls-OS	-
Polls-TS	-
VBM	-
MB	-
Total	-
4908-MB	-
Polls-OS	-
Polls-TS	-
VBM	-
MB	-
Total	-
4909-MB	-
Polls-OS	-
Polls-TS	-
VBM	-
MB	-
Total	-
4910-MB	-
Polls-OS	-
Polls-TS	-
VBM	-

Statement of Votes Cast  
 Presidential General Election - November 6, 2012  
 Butte County, California  
 Municipal

Date:11/20/12  
 Time:14:11:13  
 Page:228 of 234

	PARADISE TOWN COUNCIL	
	Write-In Votes	
MB	-	-
Total	-	-
4911-MB		
Polls-OS	-	-
Polls-TS	-	-
VBM	-	-
MB	-	-
Total	-	-
4912-MB		
Polls-OS	-	-
Polls-TS	-	-
VBM	-	-
MB	-	-
Total	-	-
4913-MB		
Polls-OS	-	-
Polls-TS	-	-
VBM	-	-
MB	-	-
Total	-	-
4914-MB		
Polls-OS	-	-
Polls-TS	-	-
VBM	-	-
MB	-	-
Total	-	-
4915-MB		
Polls-OS	-	-
Polls-TS	-	-
VBM	-	-
MB	-	-
Total	-	-
4916-MB		
Polls-OS	-	-
Polls-TS	-	-
VBM	-	-
MB	-	-
Total	-	-
5201		
Polls-OS	-	-
Polls-TS	-	-
VBM	-	-
MB	-	-
Total	-	-
5501		
Polls-OS	0	0.00%
Polls-TS	1	0.38%
VBM	4	0.57%
MB	0	-
Total	5	0.43%
5502		
Polls-OS	0	0.00%
Polls-TS	0	0.00%
VBM	4	0.49%
MB	0	-
Total	4	0.28%
5503		
Polls-OS	3	1.45%
Polls-TS	1	0.44%
VBM	8	0.98%
MB	0	-

Statement of Votes Cast  
 Presidential General Election - November 6, 2012  
 Butte County, California  
 Municipal

Date:11/20/12  
 Time:14:11:13  
 Page:229 of 234

	PARADISE TOWN COUNCIL	
	Write-In Votes	
Total	12	0.96%
5504		
Polls-OS	0	0.00%
Polls-TS	1	0.62%
VBM	2	0.29%
MB	0	-
Total	3	0.27%
5505		
Polls-OS	0	0.00%
Polls-TS	0	0.00%
VBM	3	0.40%
MB	0	-
Total	3	0.25%
5506		
Polls-OS	0	0.00%
Polls-TS	0	0.00%
VBM	6	0.63%
MB	0	-
Total	6	0.42%
5507		
Polls-OS	1	0.37%
Polls-TS	0	0.00%
VBM	3	0.60%
MB	0	-
Total	4	0.43%
5508		
Polls-OS	0	0.00%
Polls-TS	1	0.75%
VBM	2	0.35%
MB	0	-
Total	3	0.32%
5509		
Polls-OS	7	1.24%
Polls-TS	1	0.46%
VBM	7	0.57%
MB	0	-
Total	15	0.75%
5510		
Polls-OS	2	0.27%
Polls-TS	0	0.00%
VBM	6	0.38%
MB	0	-
Total	8	0.33%
5511		
Polls-OS	5	0.73%
Polls-TS	0	0.00%
VBM	16	1.08%
MB	0	-
Total	21	0.90%
5512		
Polls-OS	3	0.58%
Polls-TS	1	0.54%
VBM	9	0.81%
MB	0	-
Total	13	0.72%
5513		
Polls-OS	3	0.48%
Polls-TS	1	0.46%
VBM	7	0.42%
MB	0	-
Total	11	0.44%

Statement of Votes Cast  
 Presidential General Election - November 6, 2012  
 Butte County, California  
 Municipal

Date:11/20/12  
 Time:14:11:14  
 Page:230 of 234

	PARADISE TOWN COUNCIL	
	Write-In Votes	
5514		
Polls-OS	2	0.34%
Polls-TS	0	0.00%
VBM	4	0.26%
MB	0	-
Total	6	0.26%
5801		
Polls-OS	-	-
Polls-TS	-	-
VBM	-	-
MB	-	-
Total	-	-
5802		
Polls-OS	-	-
Polls-TS	-	-
VBM	-	-
MB	-	-
Total	-	-
5803		
Polls-OS	-	-
Polls-TS	-	-
VBM	-	-
MB	-	-
Total	-	-
5804		
Polls-OS	-	-
Polls-TS	-	-
VBM	-	-
MB	-	-
Total	-	-
5805		
Polls-OS	-	-
Polls-TS	-	-
VBM	-	-
MB	-	-
Total	-	-
5806		
Polls-OS	-	-
Polls-TS	-	-
VBM	-	-
MB	-	-
Total	-	-
5807		
Polls-OS	-	-
Polls-TS	-	-
VBM	-	-
MB	-	-
Total	-	-
5901-MB		
Polls-OS	0	-
Polls-TS	0	-
VBM	0	-
MB	0	-
Total	0	-
5902-MB		
Polls-OS	0	0.00%
Polls-TS	0	0.00%
VBM	0	-
MB	5	1.18%
Total	5	1.15%
5903-MB		

Statement of Votes Cast  
 Presidential General Election - November 6, 2012  
 Butte County, California  
 Municipal

Date:11/20/12  
 Time:14:11:14  
 Page:231 of 234

	PARADISE TOWN COUNCIL
	Write-In Votes
Polls-OS	-
Polls-TS	-
VBM	-
MB	-
Total	-
5904-MB	
Polls-OS	-
Polls-TS	-
VBM	-
MB	-
Total	-
5905-MB	
Polls-OS	-
Polls-TS	-
VBM	-
MB	-
Total	-
5906-MB	
Polls-OS	-
Polls-TS	-
VBM	-
MB	-
Total	-
5907-MB	
Polls-OS	-
Polls-TS	-
VBM	-
MB	-
Total	-
5908-MB	
Polls-OS	-
Polls-TS	-
VBM	-
MB	-
Total	-
5909-MB	
Polls-OS	-
Polls-TS	-
VBM	-
MB	-
Total	-
5910-MB	
Polls-OS	-
Polls-TS	-
VBM	-
MB	-
Total	-
5911-MB	
Polls-OS	-
Polls-TS	-
VBM	-
MB	-
Total	-
5912-MB	
Polls-OS	-
Polls-TS	-
VBM	-
MB	-
Total	-
5913-MB	
Polls-OS	-

Statement of Votes Cast  
 Presidential General Election - November 6, 2012  
 Butte County, California  
 Municipal

Date: 11/20/12  
 Time: 14:11:14  
 Page: 232 of 234

	PARADISE TOWN COUNCIL	
	Write-In Votes	
Polls-TS	-	-
VBM	-	-
MB	-	-
Total	-	-
5914-MB		
Polls-OS	-	-
Polls-TS	-	-
VBM	-	-
MB	-	-
Total	-	-
5915-MB		
Polls-OS	-	-
Polls-TS	-	-
VBM	-	-
MB	-	-
Total	-	-
Total		
Polls-OS	26	0.44%
Polls-TS	7	0.28%
VBM	81	0.56%
MB	5	1.18%
Total	119	0.51%
County		
County of Butte		
Polls-OS	26	0.44%
Polls-TS	7	0.28%
VBM	81	0.56%
MB	5	1.18%
Total	119	0.51%
Total		
Polls-OS	26	0.44%
Polls-TS	7	0.28%
VBM	81	0.56%
MB	5	1.18%
Total	119	0.51%
Congressional District		
1st Congressional District		
Polls-OS	26	0.44%
Polls-TS	7	0.28%
VBM	81	0.56%
MB	5	1.18%
Total	119	0.51%
Total		
Polls-OS	26	0.44%
Polls-TS	7	0.28%
VBM	81	0.56%
MB	5	1.18%
Total	119	0.51%
Senate District		
4th Senate District		
Polls-OS	26	0.44%
Polls-TS	7	0.28%
VBM	81	0.56%
MB	5	1.18%
Total	119	0.51%
Total		
Polls-OS	26	0.44%
Polls-TS	7	0.28%

Statement of Votes Cast  
 Presidential General Election - November 6, 2012  
 Butte County, California  
 Municipal

Date:11/20/12  
 Time:14:11:14  
 Page:233 of 234

	PARADISE TOWN COUNCIL	
	Write-In Votes	
VBM	81	0.56%
MB	5	1.18%
Total	119	0.51%
Assembly District		
1st Assembly District		
Polls-OS	0	-
Polls-TS	0	-
VBM	0	-
MB	0	-
Total	0	-
3rd Assembly District		
Polls-OS	26	0.44%
Polls-TS	7	0.28%
VBM	81	0.56%
MB	5	1.18%
Total	119	0.51%
Total		
Polls-OS	26	0.44%
Polls-TS	7	0.28%
VBM	81	0.56%
MB	5	1.18%
Total	119	0.51%
County Supervisor District		
1st Supervisor District		
Polls-OS	0	-
Polls-TS	0	-
VBM	0	-
MB	0	-
Total	0	-
2nd Supervisor District		
Polls-OS	0	-
Polls-TS	0	-
VBM	0	-
MB	0	-
Total	0	-
3rd Supervisor District		
Polls-OS	0	-
Polls-TS	0	-
VBM	0	-
MB	0	-
Total	0	-
4th Supervisor District		
Polls-OS	0	-
Polls-TS	0	-
VBM	0	-
MB	0	-
Total	0	-
5th Supervisor District		
Polls-OS	26	0.44%
Polls-TS	7	0.28%
VBM	81	0.56%
MB	5	1.18%
Total	119	0.51%
Total		
Polls-OS	26	0.44%
Polls-TS	7	0.28%
VBM	81	0.56%
MB	5	1.18%
Total	119	0.51%

Statement of Votes Cast  
 Presidential General Election - November 6, 2012  
 Butte County, California  
 Municipal

Date:11/20/12  
 Time:14:11:14  
 Page:234 of 234

	PARADISE TOWN COUNCIL	
	Write-In Votes	
City		
City of Biggs		
Polls-OS	0	-
Polls-TS	0	-
VBM	0	-
MB	0	-
Total	0	-
City of Chico		
Polls-OS	0	-
Polls-TS	0	-
VBM	0	-
MB	0	-
Total	0	-
City of Gridley		
Polls-OS	0	-
Polls-TS	0	-
VBM	0	-
MB	0	-
Total	0	-
City of Oroville		
Polls-OS	0	-
Polls-TS	0	-
VBM	0	-
MB	0	-
Total	0	-
Town of Paradise		
Polls-OS	26	0.44%
Polls-TS	7	0.28%
VBM	81	0.56%
MB	5	1.18%
Total	119	0.51%
Unincorporated Area		
Polls-OS	0	-
Polls-TS	0	-
VBM	0	-
MB	0	-
Total	0	-
Total		
Polls-OS	26	0.44%
Polls-TS	7	0.28%
VBM	81	0.56%
MB	5	1.18%
Total	119	0.51%
State Board of Equalization District		
1st District Board Equalization		
Polls-OS	26	0.44%
Polls-TS	7	0.28%
VBM	81	0.56%
MB	5	1.18%
Total	119	0.51%
Total		
Polls-OS	26	0.44%
Polls-TS	7	0.28%
VBM	81	0.56%
MB	5	1.18%
Total	119	0.51%





**Town of Paradise  
Council Agenda Summary  
Date: December 11, 2012**

**Agenda Item 1 I&m**

**Originated by:** Joanna Gutierrez, Town Clerk  
**Reviewed by:** Charles L. Rough, Jr., Town Manager

**Subject:** Town Council Selection of Mayor and Vice-Mayor for a one-year term beginning December 11, 2012 through December 10, 2013

---

**Background:** Every year in December the Town Council elects one Council Member to serve as Mayor, and one Council Member to serve as Vice-Mayor for a one year term. Any Council Member may be nominated for the office of Mayor, including the Council Member who served as Mayor during the previous year. Election requires the affirmative votes of at least three (3) members of the Council. (Resolution No. 88-55)

**Discussion:** The election process for the Mayor and Vice Mayor is as follows:

1. The Mayor turns the meeting over to the Town Clerk to act as presiding officer for selection of Mayor for a one-year term.
2. The Town Clerk opens the nominations for Mayor. Any Council Member may nominate any other Council Member – no motion necessary.
3. The Town Clerk asks for a Motion, a second and a Council vote to close the nominations for Mayor.
4. Then Town Clerk takes a roll call vote on each Council Member nominated in the order of nomination.
5. When one Council Member receives a majority (three) affirmative vote, he/she will be deemed selected as the Mayor for a one-year term and there will be no further vote on any subsequent nominees.
6. The Town Clerk turns the meeting over to the new Mayor as the presiding officer.
7. Procedures for selection of Vice Mayor will be the same and items 2 – 5 which will be repeated by the new Mayor as presiding officer.

**Conclusion:** The Mayor serves as the presiding officer at Council meetings and is responsible for maintaining order at the meetings; executes certain documents approved by the Town Council, such as contracts, resolutions and ordinances and warrants drawn on the town treasurer; and, represents the Town at various ceremonial events. The Mayor and Vice Mayor also review and approve requests for proclamations.



**Town of Paradise  
Council Agenda Summary  
Date: December 11, 2012**

**Agenda Item: 3a**

**Originated by:** Lauren Gill, Assistant Town Manager  
Gina S. Will, Finance Director/Town Treasurer  
Crystal Peters, Human Resources Analyst

**Reviewed by:** Charles L. Rough, Jr., Town Manager

**Subject:** 2013 Dental, Vision, Life/AD&D, Short Term and Long Term  
Disability and Flexible Spending Plan Renewals

---

**Council Action Requested:**

1. Authorize the Town Manager to sign the documents necessary to renew the benefit plans as recommended by staff; or,

**Alternatives:**

Refer the matter back to staff for further development and consideration.

**Background:**

Each year the Town's current insurance broker, Wells Fargo Insurance, shops the insurance market for carriers that offer the best value for the Town and its employees. The broker is ultimately looking for comparable benefits at a reduced price. Dental, Vision, Life/AD&D, Short Term and Long Term Disability plans are all calendar year January through December plans. Staff doesn't typically receive the renewal quotes for these plans until December.

**Analysis:**

***Dental***

The Town currently has Guardian PPO for dental plan benefits. The plan is currently paid by composite rates in that the Town and Employees pay a set amount regardless of the number of dependents insured as follows.

<b>Employee Unit</b>	<b>2012 Town Monthly Cost (Employee, Employee +1, or Family)</b>	<b>2012 Employee Monthly Cost (Employee, Employee +1 or Family)</b>
Confidential/Mid-Management and General	\$119.25	\$29.81
Police Officers Association, Police Mid-Management and Management	\$115.30	\$33.76

2013 Benefit Plan Renewals  
December 11, 2012

The broker received a response back from seven different insurance carriers. Of the proposals received, staff recommends Met Life PPO. Met Life offers a comparable benefit and provider network. In addition, significant savings can be realized by moving to a tiered approach to plan premiums. If approved, the plan premiums would be split as follows:

Employee Unit		2013 Town Monthly	2013 Employee Monthly
<b>Confidential/Mid-Management and General</b>	Employee	\$38.62	\$9.65
	Employee + Spouse	\$78.56	\$19.64
	Employee + Child(s)	\$90.18	\$22.55
	Employee + Family	\$139.67	\$34.92
<b>Police Officers Association, Police Mid-Management and Management</b>	Employee	\$38.62	\$9.65
	Employee + Spouse	\$78.56	\$19.64
	Employee + Child(s)	\$90.18	\$22.55
	Employee + Family	\$136.49	\$38.10

If approved as recommended, this proposal represents a 67.6% decrease for employee, 34.1% decrease for employee and spouse, 24.4% decrease for employee and child(s), and 17.1% increase for employee and family. The Town included an overall 10% increase for dental benefits in the 2012/13 budget.

### ***Vision***

Superior Vision is the Town's current carrier for vision insurance. The broker received two proposals for vision insurance coverage for 2013. Staff recommends staying with Superior Vision for 2013 coverage as there is no premium increase and the same benefit is proposed. The split on the premium is as follows:

Employee Unit		2013 Town Monthly	2013 Employee Monthly
<b>All Employee Units</b>	Employee	\$4.72	\$1.18
	Employee + Spouse	\$10.06	\$2.52
	Employee + Child(s)	\$7.68	\$1.92
	Employee + Family	\$13.88	\$3.47

The Town included a 5% increase for vision coverage in the 2012/13 budget.

***Life and AD&D***

The Town covers the entire premium costs associated with the Life and AD&D coverage. The Town's current carrier is Sun Life. The broker received three proposals for coverage. Staff recommends switching to CIGNA because of the savings that is proposed by packaging Life/AD&D, Short and Long Term Disability policies. CIGNA offers a 26.32% reduction in Life and AD&D premiums. There is no change currently factored into the 2012/13 budget.

***Short Term Disability (STD)***

The Town covers the entire premium costs associated with the STD coverage. The Town's current carrier is Sun Life. The broker received three proposals for coverage. Sun Life proposed a 50% increase in premium. Staff recommends switching to CIGNA because of the savings that is proposed by packaging Life/AD&D, Short and Long Term Disability policies. CIGNA offers a 52% reduction in STD premiums. There is currently a 33% increase factored into the 2012/13 budget.

***Long Term Disability (LTD)***

The Town covers the entire premium costs associated with the LTD coverage. The Town's current carrier is Sun Life. The broker received three proposals for coverage. Sun Life didn't propose an increase in premium, but staff recommends switching to CIGNA because of the savings that is proposed by packaging Life/AD&D, Short and Long Term Disability policies. CIGNA offers a 36% reduction in LTD premiums. There is no change currently factored into the 2012/13 budget.

***Flexible Spending Account***

As part of its benefit plan design, the Town offers a flexible spending account for medical and dependent care expenses. IGOE offered the best package for plan design and administration of this plan at \$50 per month or \$600 per year.

**Conclusion/Fiscal Analysis:**

The change in insurance carriers recommended by staff represents about an \$11,856 savings to general fund and \$19,640 savings for all funds for 2012/13. Annualized this is a general fund savings of \$23,712 and \$39,280 for all funds. Staff will include the appropriate budget adjustment recommendations in the January 2013 budget report to Town Council.

**TOWN OF PARADISE  
RESOLUTION NO. 12-\_\_\_\_**

**A RESOLUTION OF THE TOWN COUNCIL OF THE TOWN OF PARADISE,  
CALIFORNIA, AUTHORIZING THE TOWN MANAGER TO EXECUTE  
CONTRACTS WITH INSURANCE CARRIERS FOR EMPLOYEE BENEFITS  
THROUGH BROKER, WELLS FARGO INSURANCES SERVICES**

**BE IT RESOLVED BY THE TOWN COUNCIL OF THE TOWN OF PARADISE  
AS FOLLOWS:**

**SECTION 1**, the Town Manager is directed and authorized to execute agreements with Met Life Dental, Superior Vision, Cigna and IGOE relating respectively to the execution of employee dental insurance, vision insurance, life/ad&d insurance, short-term and long-term disability insurance, and flexible 125 benefit plans.

**PASSED AND ADOPTED** by the Town Council of the Town of Paradise this 11<sup>th</sup> day of December, 2012, by the following vote:

**AYES:**

**NOES:**

**ABSENT:**

**NOT VOTING:**

\_\_\_\_\_  
Mayor

**ATTEST:**

By: \_\_\_\_\_  
Joanna Gutierrez, CMC, Town Clerk

**APPROVED AS TO FORM:**

By: \_\_\_\_\_  
Dwight L. Moore, Town Attorney



**Town of Paradise  
Council Agenda Summary  
Date: December 11, 2012**

**Agenda Item: 3b**

**Originated by:** Gina S. Will, Finance Director/Town Treasurer  
**Reviewed by:** Charles L. Rough, Jr., Town Manager  
**Subject:** Quarterly Investment Report

---

**Council Action Requested:**

Review and file the 1st Quarter Investment Report for the Fiscal Year Ended June 30, 2013; or,

**Alternatives:**

Refer the matter back to staff for further development and consideration.

**Background:**

Attached is a report on the Town's cash and investments for the quarter ended September 30, 2012.

The Town is primarily using Rabobank for investment of cash in excess of immediately needed operating capital. As Council is aware, Rabobank has guaranteed a yield of 15 basis points above LAIF for a fully collateralized money market account. The Rabobank account is also highly liquid. All these elements combined qualify it according to the Town's Investment Policy. Funds can be securely transferred via a wire transfer between Rabobank and the Town's operating checking account. Rabobank is a short term solution until LAIF's interest rate improves and/or better options are identified.

The Town has left some funds in the State of California managed Local Agency Investment Fund (LAIF) in order to maintain some account activity to prevent closure and to prepare a fallback position for the Town.

In June of 2011, the Town established an irrevocable trust to begin funding the future obligations associated with retiree health as required by GASB 45. The funds are being managed by Self-Insured Schools of California (SISC) and can only be used for the payment of retiree health benefits.

At September 30, 2012 a Wells Fargo Bank checking account was being used for payroll, accounts payable and other operating purposes. Most accounts payable disbursements are drawn through checks, and most payroll disbursements are processed through direct deposit. As of December 1, 2012 the Town has transitioned to US Bank as its primary bank for operations as approved by Council on September 11, 2012.

The Town establishes escrow funds at the start of each new lease. The escrow fund is drawn down to zero through the process of purchasing equipment against the lease. Interest is accrued on any unspent escrow balance. The "other" investment type represents these available escrow funds as well as petty cash balances.

**Conclusion:**

As of September 30, 2012 the Town has received its TRAN proceeds of \$2.25 million for 2012/13 as of September 28, 2012. With careful spending and budget cutbacks the Town has reduced cash flow usage and this TRAN will be sufficient to fund operations and payroll for the 2012/13 fiscal year. The 2012/13 TRAN will be repaid by June 30, 2013. As of September 30, 2012, the Town has used 71% of its General Fund Reserves and will begin using the TRAN proceeds for operations until property tax receipts are received in January 2013 and April 2013.

The GASB 45 trust investment managed by SISC experienced a 5.05% return on investment during the 1st quarter of 2012/13. While staff is encouraged by the return, staff has little confidence that level of return will continue. Markets remain volatile as domestically the “fiscal cliff” looms and global investors continue to worry about the European debt crisis. Long term, SISC has been successful with its allocation model of approximately 60% equity and 40% fixed income.

**Fiscal Impact Analysis:**

Isolating the gain from the GASB 45 trust, the Town earned \$1,365.81 for the quarter ended September 30, 2012. That is compared to \$2,445.87 for the quarter ended September 30, 2012. Again, isolating the GASB 45 return, the Town realized about 6 basis points less in yield from a year ago, and had smaller average balances invested.

TOWN OF PARADISE  
 QUARTERLY SUMMARY OF INVESTMENTS  
 For Quarter Ended September 30, 2012

<u>Investment</u>	<u>Type</u>	<u>For Quarter Ended Sept. 30, 2012</u>			<u>For Quarter Ended Sept. 30, 2011</u>			<u>Net Change</u>
		<u>Yield</u>	<u>Book Value</u>	<u>Market Value*</u>	<u>Yield</u>	<u>Book Value</u>	<u>Market Value*</u>	
Wells Fargo Bank	Checking		103,246.33	103,246.33		61,207.05	61,207.05	42,039.28
Local Agency Investment Fund (LAIF)	Various	0.36%	14,184.23	14,202.87	0.39%	14,131.21	14,157.32	53.02
Rabobank	Money Market	0.46%	2,529,739.44	2,529,739.44	0.52%	3,312,076.02	3,312,076.02	(782,336.58)
SISC GASB 45 Trust B	Various	5.05%	51,959.23	51,959.23	-11.76%	44,148.69	44,148.69	7,810.54
Fiscal Agents & Petty Cash	Other	0.11%	1,975.00	1,975.00	0.37%	15,047.73	15,047.73	(13,072.73)
	Totals		2,701,104.23	2,701,122.87		3,446,610.70	3,446,636.81	(745,506.47)
Total Quarterly Earnings on accrual basis			3,864.17			(3,439.22)		
Total Annual Earnings (July 1st - June 30th)			3,864.17			(3,439.22)		

\* Market Value determined by LAIF

In compliance with the California Code Section 53646; the Treasurer of the Town of Paradise hereby certifies that sufficient investment liquidity and anticipated revenues are available to meet the Town's budgeted expenditure requirements for the next six months.

Investments in the report meet the requirements of the Town of Paradise's adopted investment policy.

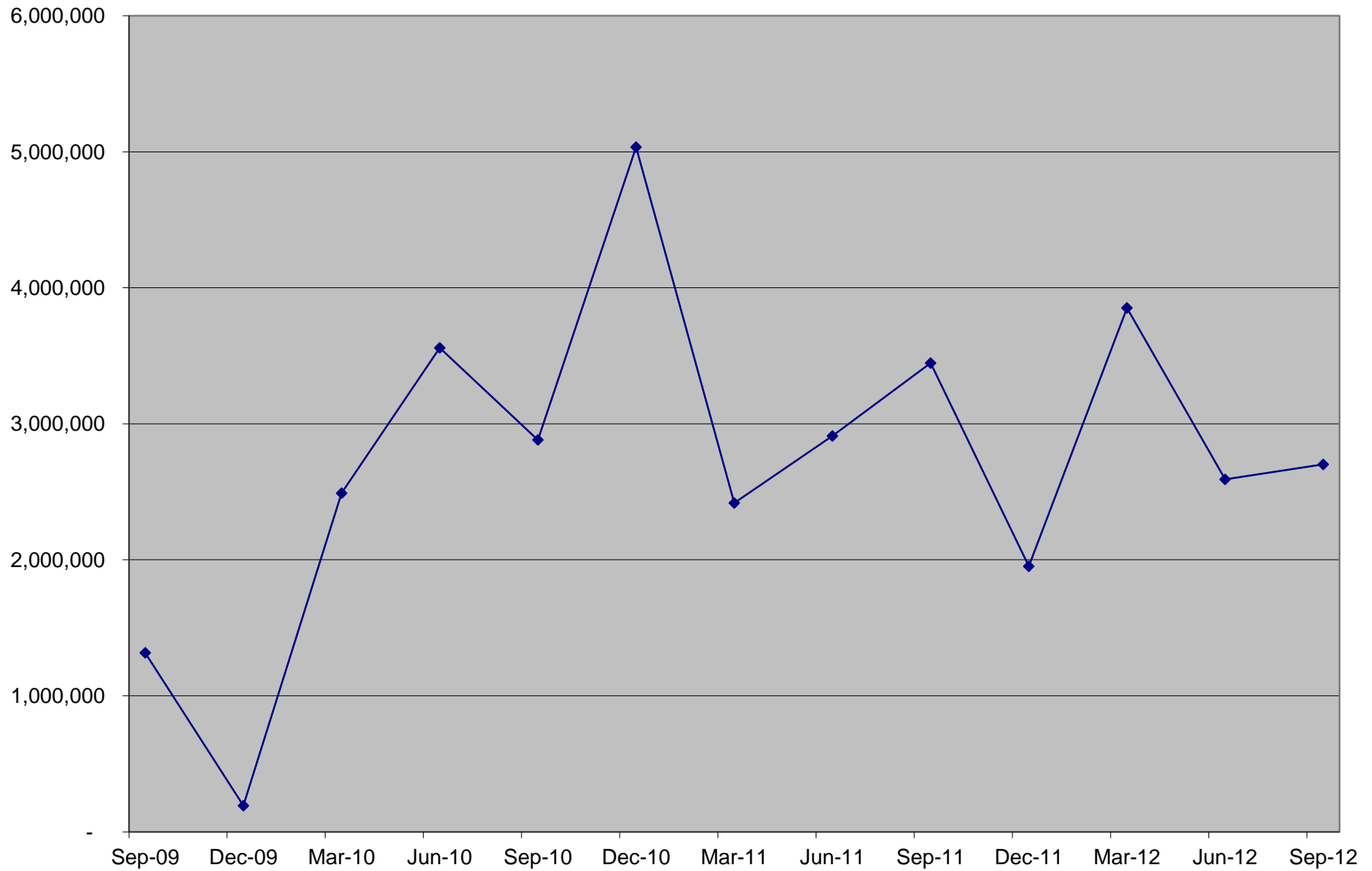
Respectfully submitted,

/s/

Gina S. Will  
 Finance Director/Town Treasurer

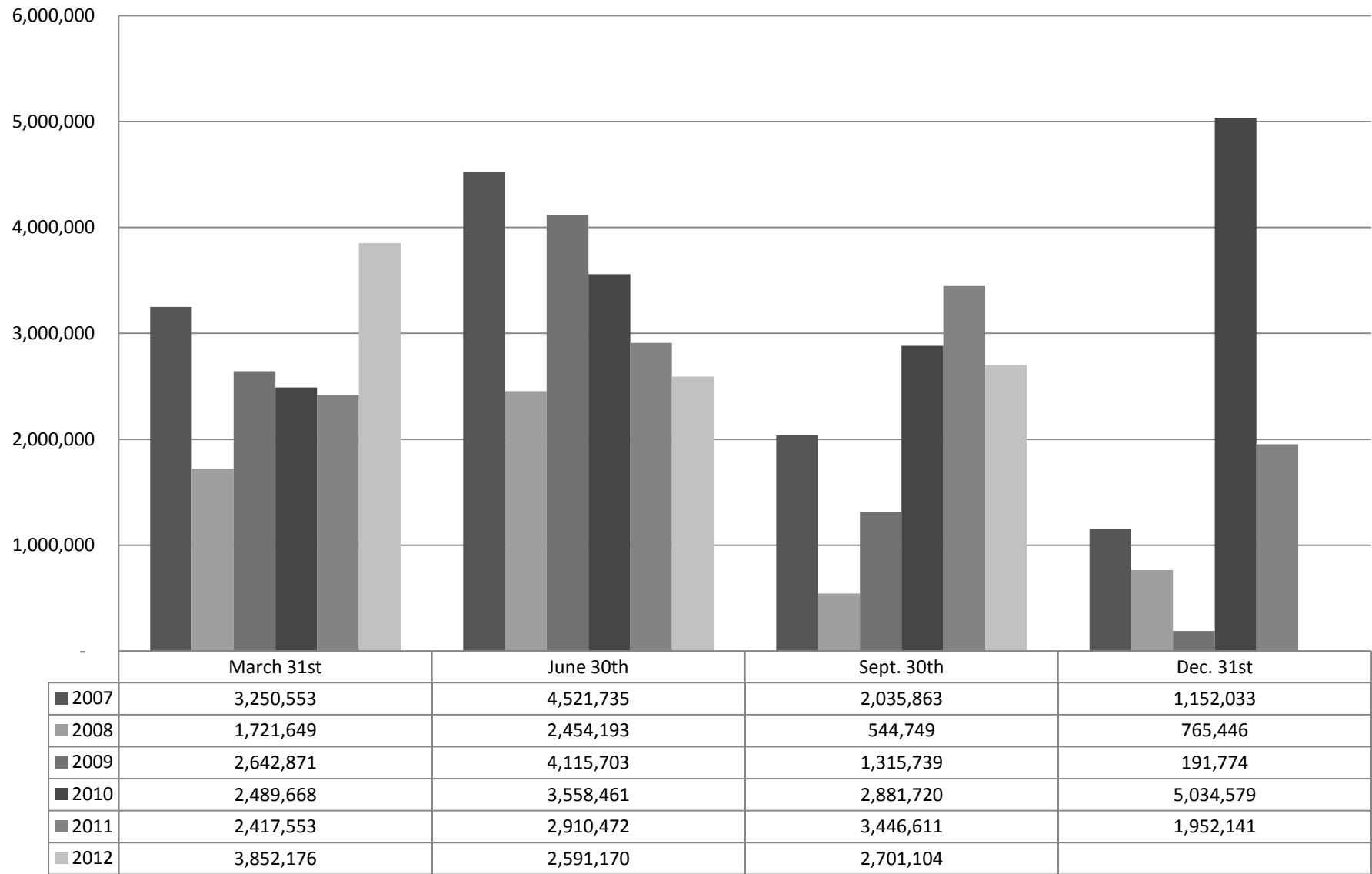


**Town of Paradise  
Investment Balances  
September 2008 - September 2012**



	Sep-09	Dec-09	Mar-10	Jun-10	Sep-10	Dec-10	Mar-11	Jun-11	Sep-11	Dec-11	Mar-12	Jun-12	Sep-12
Series1	1,315,739	191,774	2,489,668	3,558,461	2,881,720	5,034,579	2,417,553	2,910,472	3,446,611	1,952,141	3,852,176	2,591,170	2,701,104

**Town of Paradise  
Investment Balances  
March 2007 - September 2012**



# **TOWN OF PARADISE**

## **CASH DISBURSEMENTS REPORT**

FOR THE PERIOD OF  
NOVEMBER 1, 2012 - NOVEMBER 30, 2012

November 1, 2012 - November 30, 2012

Check Date	Pay Period End	DESCRIPTION	AMOUNT
11/09/12	11/04/12	Net Payroll - Direct Deposits & Checks	\$152,684.94
11/23/12	11/18/12	Net Payroll - Direct Deposits & Checks	<u>\$150,351.36</u>
TOTAL NET WAGES PAYROLL			<b>\$303,036.30</b>

**Accounts Payable**

PAYROLL VENDORS: TAXES, PERS, DUES, INSURANCE, ETC.	\$336,652.41
OPERATIONS VENDORS: SUPPLIES, CONTRACTS, UTILITIES, ETC.	\$1,384,384.66
TOTAL CASH DISBURSEMENTS - ACCOUNTS PAYABLE (Detail attached)	<u><b>\$1,721,037.07</b></u>
GRAND TOTAL CASH DISBURSEMENTS	<u><u><b>\$2,024,073.37</b></u></u>

APPROVED BY:

  
CHARLES L. ROUGH, TOWN MANAGER

APPROVED BY: /s/

  
GINA S. WILL, FINANCE DIRECTOR/TOWN TREASURER

TOWN OF PARADISE  
**CASH DISBURSEMENTS REPORT**

From Payment Date: 11/1/2012 - To Payment Date: 11/30/2012

Number	Date	Status	Void Reason	Reconciled/ Voided Date	Source	Payee Name	Transaction Amount	Reconciled Amount	Difference
AP - Wells Fargo AP Checking									
<u>Check</u>									
57113	11/01/2012	Open			Accounts Payable	AgendaPal Corporation	\$399.00		
57114	11/01/2012	Open			Accounts Payable	AIRGAS SAFETY, INC.	\$96.14		
57115	11/01/2012	Open			Accounts Payable	ARAMARK UNIFORM SERV. INC.	\$304.84		
57116	11/01/2012	Voided	Vendor did not receive check	11/27/2012	Accounts Payable	AT&T MOBILITY	\$103.06		
57117	11/01/2012	Open			Accounts Payable	Ayala, Manuel	\$213.50		
57118	11/01/2012	Open			Accounts Payable	BASIC LABORATORY	\$1,582.40		
57119	11/01/2012	Open			Accounts Payable	Bertagna, Steve	\$213.50		
57120	11/01/2012	Open			Accounts Payable	Big O Tires	\$714.71		
57121	11/01/2012	Open			Accounts Payable	BOYS AND GIRLS CLUB	\$11,634.00		
57122	11/01/2012	Open			Accounts Payable	BUILDERS SUPPLY-FIRE DEPARTMENT	\$532.39		
57123	11/01/2012	Open			Accounts Payable	BUZZARD , CHRIS	\$569.39		
57124	11/01/2012	Open			Accounts Payable	C & E TRANSCRIPTION	\$669.23		
57125	11/01/2012	Open			Accounts Payable	CALIFORNIA FIRE CHIEFS ASSOCIATION	\$350.00		
57126	11/01/2012	Open			Accounts Payable	CLARK ROAD ANIMAL HOSPITAL	\$251.41		
57127	11/01/2012	Open			Accounts Payable	CONTRA COSTA COUNTY SHERIFF'S OFFICE	\$556.00		
57128	11/01/2012	Open			Accounts Payable	CREATIONS ENGRAVING	\$10.73		
57129	11/01/2012	Open			Accounts Payable	DAPPER TIRE COMPANY INC.	\$637.66		
57130	11/01/2012	Open			Accounts Payable	DHABOLT, OTIS	\$147.21		
57131	11/01/2012	Open			Accounts Payable	DURHAM PENTZ TRUCK CENTER	\$906.46		
57132	11/01/2012	Open			Accounts Payable	EVERGREEN JANITORIAL SUPPLY, INC.	\$336.47		
57133	11/01/2012	Open			Accounts Payable	GRAPHIC IMPRESSIONS	\$54.32		
57134	11/01/2012	Open			Accounts Payable	GREAT AMERICA LEASING CORP.	\$117.98		
57135	11/01/2012	Open			Accounts Payable	HAUNSCHILD, MARK	\$201.01		
57136	11/01/2012	Open			Accounts Payable	HELENA SPECIALTY PRODUCTS	\$899.63		
57137	11/01/2012	Open			Accounts Payable	ID WHOLESALER	\$110.49		
57138	11/01/2012	Open			Accounts Payable	INLAND BUSINESS MACHINES	\$520.57		
57139	11/01/2012	Open			Accounts Payable	KNIFE RIVER CONSTRUCTION	\$470.36		
57140	11/01/2012	Open			Accounts Payable	Larson, Tiffany	\$363.00		
57141	11/01/2012	Open			Accounts Payable	LEHR AUTO ELECTRIC STOMMEL, INC.	\$2,002.26		
57142	11/01/2012	Open			Accounts Payable	MCGREGOR CONSTRUCTION CO INC	\$2,900.00		
57143	11/01/2012	Open			Accounts Payable	MOBILITIE INVESTMENTS II, LLC	\$100.00		
57144	11/01/2012	Open			Accounts Payable	MOORE, DWIGHT, L.	\$12,650.00		
57145	11/01/2012	Open			Accounts Payable	O'Hern, Casey	\$363.00		
57146	11/01/2012	Open			Accounts Payable	O'REILLY AUTO PARTS	\$347.59		
57147	11/01/2012	Open			Accounts Payable	OFFICE DEPOT ACCT#36233169	\$549.09		
57148	11/01/2012	Open			Accounts Payable	PACIFIC GAS & ELECTRIC	\$68.93		
57149	11/01/2012	Open			Accounts Payable	PARADISE AUTO BODY	\$300.00		
57150	11/01/2012	Open			Accounts Payable	PARADISE IRRIGATION DIST	\$67.28		
57151	11/01/2012	Open			Accounts Payable	PARADISE POST/NORTH VALLEY COMMTY MEDIA	\$47.34		
57152	11/01/2012	Open			Accounts Payable	PARADISE RIDGE CHAMBER OF COMMERCE	\$58.04		

# TOWN OF PARADISE

## CASH DISBURSEMENTS REPORT

From Payment Date: 11/1/2012 - To Payment Date: 11/30/2012

Number	Date	Status	Void Reason	Reconciled/ Voided Date	Source	Payee Name	Transaction Amount	Reconciled Amount	Difference
57153	11/01/2012	Open			Accounts Payable	PETERS RUSH HABIB & MCKENNA	\$370.00		
57154	11/01/2012	Open			Accounts Payable	Rolls Anderson & Rolls Civil Engineers	\$966.75		
57155	11/01/2012	Open			Accounts Payable	ROUGH JR., CHARLES L.	\$125.40		
57156	11/01/2012	Open			Accounts Payable	SIERRA HEATING & AIR CONDITIONING	\$579.13		
57157	11/01/2012	Open			Accounts Payable	THOMAS ACE HARDWARE - ENG. DEPT.	\$348.44		
57158	11/01/2012	Open			Accounts Payable	THOMAS ACE HARDWARE - FIRE DEPT.	\$230.26		
57159	11/01/2012	Open			Accounts Payable	THOMSON-WEST/BARCLAYS	\$87.94		
57160	11/01/2012	Open			Accounts Payable	TUCKER PEST CONTROL INC	\$126.00		
57161	11/01/2012	Open			Accounts Payable	US BANCORP OFFICE EQUIP FINANCE SERVICES	\$627.21		
57162	11/01/2012	Open			Accounts Payable	WESTAMERICA BANK	\$770.70		
57163	11/01/2012	Open			Accounts Payable	WHALEN, SUZANNE	\$62.70		
57164	11/01/2012	Open			Accounts Payable	ZAP MANUFACTURING	\$6,769.92		
57165	11/01/2012	Open			Accounts Payable	EMPLOYMENT DEVELOPMENT DEPARTMENT	\$13,533.00		
57166	11/07/2012	Open			Accounts Payable	BUTTE CO AUDITOR-CONTROLLER	\$56,090.31		
57167	11/09/2012	Open			Accounts Payable	FMS DMS CBE GROUP INC.	\$13.93		
57168	11/09/2012	Open			Accounts Payable	ICMA 457 - VANTAGEPOINT	\$1,128.45		
57169	11/09/2012	Open			Accounts Payable	STATE DISBURSEMENT UNIT	\$1,127.53		
57170	11/08/2012	Open			Accounts Payable	PARADISE COMMUNITY VILLAGE	\$334,030.92		
57171	11/15/2012	Open			Accounts Payable	ACCESS INFORMATION MANAGEMENT	\$31.00		
57172	11/15/2012	Open			Accounts Payable	AMERIGAS	\$179.10		
57173	11/15/2012	Open			Accounts Payable	ARAMARK UNIFORM SERV. INC.	\$50.00		
57174	11/15/2012	Open			Accounts Payable	AT&T	\$104.16		
57175	11/15/2012	Open			Accounts Payable	AT&T CALNET 2-REPEATER LINES	\$199.42		
57176	11/15/2012	Open			Accounts Payable	AT&T MOBILITY	\$101.94		
57177	11/15/2012	Open			Accounts Payable	AT&T-COMMUNITY PARK	\$15.68		
57178	11/15/2012	Open			Accounts Payable	AT&T/CAL NET 2	\$4,088.59		
57179	11/15/2012	Open			Accounts Payable	BATTERIES PLUS	\$125.45		
57180	11/15/2012	Open			Accounts Payable	BEHAVIOR ANALYSIS TRAINING INSTITUTE	\$472.00		
57181	11/15/2012	Open			Accounts Payable	BILLINGTON, AL	\$52.85		
57182	11/15/2012	Open			Accounts Payable	BOOTH, LILLIAN	\$100.00		
57183	11/15/2012	Open			Accounts Payable	BUTTE COUNTY FIRE DEPARTMENT	\$4,050.00		
57184	11/15/2012	Open			Accounts Payable	BUTTE REGIONAL TRANSIT	\$3,926.60		
57185	11/15/2012	Open			Accounts Payable	BUTTE/GLENN TRAINING OFFICERS ASSOCIATION	\$600.00		
57186	11/15/2012	Open			Accounts Payable	C & E TRANSCRIPTION	\$227.70		
57187	11/15/2012	Open			Accounts Payable	CALIFORNIA STATE DEPARTMENT OF JUSTICE	\$32.00		
57188	11/15/2012	Open			Accounts Payable	CERTIFION CORPORATION D.B.A. ENTERSECT	\$84.95		
57189	11/15/2012	Open			Accounts Payable	CLARK ROAD ANIMAL HOSPITAL	\$279.00		
57190	11/15/2012	Open			Accounts Payable	COMCAST CABLE	\$71.46		
57191	11/15/2012	Open			Accounts Payable	COMCAST CABLE	\$72.41		

# TOWN OF PARADISE

## CASH DISBURSEMENTS REPORT

From Payment Date: 11/1/2012 - To Payment Date: 11/30/2012

Number	Date	Status	Void Reason	Reconciled/ Voided Date	Source	Payee Name	Transaction Amount	Reconciled Amount	Difference
57192	11/15/2012	Open			Accounts Payable	COMCAST CABLE	\$87.41		
57193	11/15/2012	Open			Accounts Payable	DAY WIRELESS SYSTEMS - MILWAUKIE, OR	\$1,120.00		
57194	11/15/2012	Open			Accounts Payable	DAY WIRELESS SYSTEMS - MILWAUKIE, OR	\$5,270.00		
57195	11/15/2012	Open			Accounts Payable	DOGGIE WALK BAGS, INC.	\$284.20		
57196	11/15/2012	Open			Accounts Payable	EVERGREEN JANITORIAL SUPPLY, INC.	\$86.93		
57197	11/15/2012	Open			Accounts Payable	GRANITE CONSTRUCTION COMPANY, INC.	\$9,820.63		
57198	11/15/2012	Open			Accounts Payable	GROENIGER & COMPANY	\$611.33		
57199	11/15/2012	Open			Accounts Payable	HINDERLITER, DE LLAMAS & ASSOCIATES INC.	\$473.66		
57200	11/15/2012	Open			Accounts Payable	I.M.P.A.C. PAYMENTS IMPAC GOV SVCS/US BANCORP	\$3,603.96		
57201	11/15/2012	Open			Accounts Payable	INLAND BUSINESS MACHINES	\$675.01		
57202	11/15/2012	Open			Accounts Payable	INTERSTATE SALES	\$171.60		
57203	11/15/2012	Open			Accounts Payable	JAMES RIOTTO & ASSOCIATES	\$305.00		
57204	11/15/2012	Open			Accounts Payable	KNIFE RIVER CONSTRUCTION	\$490.77		
57205	11/15/2012	Open			Accounts Payable	LOCATE PLUS CORPORATION	\$25.00		
57206	11/15/2012	Open			Accounts Payable	LOWE, DARLENE	\$43.68		
57207	11/15/2012	Open			Accounts Payable	MARQUIS, JOSH	\$236.57		
57208	11/15/2012	Open			Accounts Payable	MOSS LEVY & HARTZHEIM	\$2,500.00		
57209	11/15/2012	Open			Accounts Payable	NEW WORLD SYSTEMS CORP.	\$33,432.00		
57210	11/15/2012	Open			Accounts Payable	NORTHGATE PETROLEUM CO	\$9,518.30		
57211	11/15/2012	Open			Accounts Payable	NORTHSTATE AGGREGATE, INC.	\$30.83		
57212	11/15/2012	Open			Accounts Payable	OFFICE DEPOT ACCT#36233169	\$363.79		
57213	11/15/2012	Open			Accounts Payable	PARADISE IRRIGATION DIST	\$285.41		
57214	11/15/2012	Open			Accounts Payable	PARADISE SCREEN PRINT	\$345.88		
57215	11/15/2012	Open			Accounts Payable	PEERLESS BUILDING MAINT	\$887.65		
57216	11/15/2012	Open			Accounts Payable	PETTY CASH CUSTODIAN, VIRGINIA MARABLE	\$129.48		
57217	11/15/2012	Open			Accounts Payable	PILGRIM, CHRIS	\$15.25		
57218	11/15/2012	Open			Accounts Payable	REINBOLD, ERIC	\$91.29		
57219	11/15/2012	Open			Accounts Payable	RELIANCE PROPANE	\$17.33		
57220	11/15/2012	Open			Accounts Payable	RIEBES AUTO PARTS	\$23.58		
57221	11/15/2012	Voided	Incorrect Amount	11/26/2012	Accounts Payable	SIEMENS INDUSTRY, INC	\$5,487.92		
57222	11/15/2012	Open			Accounts Payable	Smith, Jake	\$15.25		
57223	11/15/2012	Open			Accounts Payable	STAPLES BUSINESS ADVANTAGE	\$120.08		
57224	11/15/2012	Open			Accounts Payable	THOMAS ACE HARDWARE - ENG. DEPT.	\$349.96		
57225	11/15/2012	Open			Accounts Payable	THOMAS ACE HARDWARE - FIRE DEPT.	\$59.33		
57226	11/15/2012	Open			Accounts Payable	Tractor Supply Credit Plan	\$40.98		
57227	11/15/2012	Open			Accounts Payable	TRI-AMERICAN INC	\$9,990.34		
57228	11/15/2012	Open			Accounts Payable	UNIFORMS TUXEDOS & MORE	\$3,751.58		
57229	11/15/2012	Open			Accounts Payable	VERIZON WIRELESS	\$246.04		
57230	11/15/2012	Open			Accounts Payable	VERIZON WIRELESS	\$273.05		
57231	11/15/2012	Open			Accounts Payable	VistaNet Inc.	\$348.00		
57232	11/23/2012	Open			Accounts Payable	FMS DMS CBE GROUP INC.	\$30.20		

TOWN OF PARADISE  
**CASH DISBURSEMENTS REPORT**

From Payment Date: 11/1/2012 - To Payment Date: 11/30/2012

Number	Date	Status	Void Reason	Reconciled/ Voided Date	Source	Payee Name	Transaction Amount	Reconciled Amount	Difference
57233	11/21/2012	Voided/Spoiled	Incorrect Check Number	11/21/2012	Converted/Imported		\$0.00	\$0.00	\$0.00
57234	11/21/2012	Voided/Spoiled	Incorrect Check Number	11/21/2012	Converted/Imported		\$0.00	\$0.00	\$0.00
57235	11/23/2012	Open			Accounts Payable	ICMA 457 - VANTAGEPOINT	\$1,223.06		
57236	11/23/2012	Voided	Incorrect Check Number	11/23/2012	Accounts Payable	STATE DISBURSEMENT UNIT	\$1,127.53		
57237	11/23/2012	Open			Accounts Payable	STATE DISBURSEMENT UNIT	\$1,127.53		
57238	11/27/2012	Open			Accounts Payable	AT&T MOBILITY	\$213.01		
57239	11/28/2012	Open			Accounts Payable	BLOOD SOURCE	\$42.00		
57240	11/28/2012	Open			Accounts Payable	GUARDIAN	\$11,477.62		
57241	11/28/2012	Open			Accounts Payable	MYERS STEVENS TOOHEY & COMPANY	\$420.00		
57242	11/28/2012	Open			Accounts Payable	OPERATING ENGINEERS	\$588.00		
57243	11/28/2012	Open			Accounts Payable	PARADISE FIREFIGHTERS ASSOCIATION	\$1,312.50		
57244	11/28/2012	Open			Accounts Payable	PARADISE FIREFIGHTERS ASSOCIATION - PAC DUES	\$546.00		
57245	11/28/2012	Open			Accounts Payable	PARADISE POLICE OFFICERS ASSOCIATION	\$2,372.44		
57246	11/28/2012	Open			Accounts Payable	SUN LIFE INSURANCE	\$4,303.46		
57247	11/28/2012	Open			Accounts Payable	SUPERIOR VISION SVC NGLIC	\$984.62		
57248	11/28/2012	Open			Accounts Payable	TOP CONFIDENTIAL MID MGMT ASSOCIATION	\$130.00		
57249	11/29/2012	Open			Accounts Payable	ACCESS INFORMATION MANAGEMENT	\$18.36		
57250	11/29/2012	Open			Accounts Payable	AgendaPal Corporation	\$399.00		
57251	11/29/2012	Open			Accounts Payable	ARAMARK UNIFORM SERV. INC.	\$600.03		
57252	11/29/2012	Open			Accounts Payable	AT&T	\$994.97		
57253	11/29/2012	Open			Accounts Payable	BOLIN, GREG	\$163.68		
57254	11/29/2012	Open			Accounts Payable	BUTTE COLLEGE SBDC SMALL BUSINESS DEVELOPMENT	\$60.00		
57255	11/29/2012	Open			Accounts Payable	CALIFORNIA DEPARTMENT OF PARKS AND RECREATION	\$1,852.14		
57256	11/29/2012	Open			Accounts Payable	CALIFORNIA STATE DEPARTMENT OF JUSTICE	\$113.00		
57257	11/29/2012	Open			Accounts Payable	COMCAST CABLE	\$117.41		
57258	11/29/2012	Open			Accounts Payable	CREATIONS ENGRAVING	\$10.73		
57259	11/29/2012	Open			Accounts Payable	CULLETON, STEVE "WOODY"	\$163.68		
57260	11/29/2012	Open			Accounts Payable	EVERGREEN JANITORIAL SUPPLY, INC.	\$52.20		
57261	11/29/2012	Open			Accounts Payable	FRANKLIN CONSTRUCTION COMPANY	\$68,960.85		
57262	11/29/2012	Open			Accounts Payable	GILBERT, MATT	\$275.00		
57263	11/29/2012	Open			Accounts Payable	GRAINGER	\$68.30		
57264	11/29/2012	Open			Accounts Payable	GREAT AMERICA LEASING CORP.	\$117.98		
57265	11/29/2012	Open			Accounts Payable	I.M.P.A.C. PAYMENTS IMPAC GOV SVCS/US BANCORP	\$12.27		
57266	11/29/2012	Open			Accounts Payable	INLAND BUSINESS MACHINES	\$10.00		
57267	11/29/2012	Open			Accounts Payable	JAMES RIOTTO & ASSOCIATES	\$75.00		
57268	11/29/2012	Open			Accounts Payable	JOHN REGH INLAND LEASING	\$426.86		



TOWN OF PARADISE  
**CASH DISBURSEMENTS REPORT**

From Payment Date: 11/1/2012 - To Payment Date: 11/30/2012

Number	Date	Status	Void Reason	Reconciled/ Voided Date	Source	Payee Name	Transaction Amount	Reconciled Amount	Difference
57269	11/29/2012	Open			Accounts Payable	MUNICIPAL CODE CORP	\$131.01		
57270	11/29/2012	Open			Accounts Payable	OFFICE DEPOT ACCT#36233169	\$84.20		
57271	11/29/2012	Open			Accounts Payable	PACIFIC GAS & ELECTRIC	\$8,814.07		
57272	11/29/2012	Open			Accounts Payable	PARADISE COMMUNITY VILLAGE	\$679,413.02		
57273	11/29/2012	Open			Accounts Payable	PARADISE IRRIGATION DIST	\$774.44		
57274	11/29/2012	Open			Accounts Payable	PARADISE YOUTH SPORTS AND FAMILY CENTER	\$11,047.87		
57275	11/29/2012	Open			Accounts Payable	PEERLESS BUILDING MAINT	\$562.90		
57276	11/29/2012	Open			Accounts Payable	PETERS RUSH HABIB & MCKENNA	\$1,140.00		
57277	11/29/2012	Open			Accounts Payable	R C COPIERS	\$60.00		
57278	11/29/2012	Open			Accounts Payable	Rawlings, John	\$163.68		
57279	11/29/2012	Open			Accounts Payable	RIEBES AUTO PARTS	\$27.86		
57280	11/29/2012	Open			Accounts Payable	SIERRA HEATING & AIR CONDITIONING	\$560.00		
57281	11/29/2012	Open			Accounts Payable	STANLEY CONVERGENT SECURITY SOLUTIONS	\$176.40		
57282	11/29/2012	Open			Accounts Payable	SUNN APPRAISAL	\$200.00		
57283	11/29/2012	Open			Accounts Payable	THOMAS ACE HARDWARE - ENG. DEPT.	\$24.92		
57284	11/29/2012	Open			Accounts Payable	THOMAS ACE HARDWARE - FIRE DEPT.	\$26.05		
57285	11/29/2012	Open			Accounts Payable	THOMAS ACE HARDWARE - POLICE DEPT.	\$18.04		
57286	11/29/2012	Open			Accounts Payable	Trilogy Construction, Inc.	\$1,070.00		
57287	11/29/2012	Open			Accounts Payable	UNIFORMS TUXEDOS & MORE	\$4,267.41		
57288	11/29/2012	Open			Accounts Payable	VILLAGE PRINTER, INC.	\$660.72		
57289	11/29/2012	Open			Accounts Payable	WESTAMERICA BANK	\$42,417.53		
Type Check Totals:					177 Transactions		\$1,417,930.51	\$0.00	\$0.00
<u>EFT</u>									
87	11/09/2012	Open			Accounts Payable	CALPERS - RETIREMENT	\$51,686.88		
88	11/09/2012	Open			Accounts Payable	EMPLOYMENT DEVELOPMENT DEPARTMENT	\$6,243.63		
89	11/09/2012	Open			Accounts Payable	ING LIFE INS & ANNUITY COMPANY	\$4,428.37		
90	11/09/2012	Open			Accounts Payable	INTERNAL REVENUE SERVICE	\$26,724.58		
91	11/23/2012	Open			Accounts Payable	CALPERS - RETIREMENT	\$52,660.93		
92	11/23/2012	Open			Accounts Payable	EMPLOYMENT DEVELOPMENT DEPARTMENT	\$6,080.58		
93	11/23/2012	Open			Accounts Payable	ING LIFE INS & ANNUITY COMPANY	\$4,452.14		
94	11/23/2012	Open			Accounts Payable	INTERNAL REVENUE SERVICE	\$26,663.57		
95	11/28/2012	Open			Accounts Payable	CALPERS	\$130,884.39		
Type EFT Totals:					9 Transactions		\$309,825.07		
AP - Wells Fargo AP Checking Totals									

Checks	Status	Count	Transaction Amount	Reconciled Amount
	Open	172	\$1,411,212.00	\$0.00
	Reconciled	0	\$0.00	\$0.00
	Voided	5	\$6,718.51	\$0.00
	Stopped	0	\$0.00	\$0.00
	Total	177	\$1,417,930.51	\$0.00
EFTs	Status	Count	Transaction Amount	Reconciled Amount

TOWN OF PARADISE  
**CASH DISBURSEMENTS REPORT**

From Payment Date: 11/1/2012 - To Payment Date: 11/30/2012

Number	Date	Status	Void Reason	Reconciled/ Voided Date	Source	Payee Name	Transaction Amount	Reconciled Amount	Difference
					Open	9	\$309,825.07	\$0.00	
					Reconciled	0	\$0.00	\$0.00	
					Voided	0	\$0.00	\$0.00	
					Total	9	\$309,825.07	\$0.00	
		All		Status	Count	Transaction Amount		Reconciled Amount	
				Open	181	\$1,721,037.07		\$0.00	
				Reconciled	0	\$0.00		\$0.00	
				Voided	5	\$6,718.51		\$0.00	
				Stopped	0	\$0.00		\$0.00	
				Total	186	\$1,727,755.58		\$0.00	
Grand Totals:									
		Checks		Status	Count	Transaction Amount		Reconciled Amount	
				Open	172	\$1,411,212.00		\$0.00	
				Reconciled	0	\$0.00		\$0.00	
				Voided	5	\$6,718.51		\$0.00	
				Stopped	0	\$0.00		\$0.00	
				Total	177	\$1,417,930.51		\$0.00	
		EFTs		Status	Count	Transaction Amount		Reconciled Amount	
				Open	9	\$309,825.07		\$0.00	
				Reconciled	0	\$0.00		\$0.00	
				Voided	0	\$0.00		\$0.00	
				Total	9	\$309,825.07		\$0.00	
		All		Status	Count	Transaction Amount		Reconciled Amount	
				Open	181	\$1,721,037.07		\$0.00	
				Reconciled	0	\$0.00		\$0.00	
				Voided	5	\$6,718.51		\$0.00	
				Stopped	0	\$0.00		\$0.00	
				Total	186	\$1,727,755.58		\$0.00	

**TOWN OF PARADISE**  
**Council Agenda Summary**  
**Date: December 11, 2012**

**AGENDA ITEM 5(a)**

**ORIGINATED BY:** Craig Baker, Community Development Director  
Dwight Moore, Town Attorney

**REVIEWED BY:** Chuck Rough, Town Manager

**SUBJECT:** Public Hearing: Consider Adoption of Two Town Resolutions Declaring the Presence of Substandard Housing Conditions and an Accumulation of Dead Trees located at 5983 Crestview Drive to be a Public Nuisance and Directing the Property Owner to Abate Said Nuisance

**COUNCIL ACTION REQUESTED:** After conclusion of the public hearing, adopt a **MOTION TO:**

1. Authorize Town staff to proceed with the abatement process on property located at 5983 Crestview Drive owned by Amelia Penelope Lynn Ward by adopting Town Resolution No. 12-\_\_\_\_, "A Resolution of the Town Council of the Town of Paradise Declaring the Felled and Dead Trees at 5983 Crestview Drive, Paradise, California, to be a Public Nuisance; and Directing the Property Owner to Abate Said Public Nuisance" and Town Resolution No. 12-\_\_\_\_, "A Resolution of the Town Council of the Town of Paradise Making Findings that Substandard Housing Conditions at 5983 Crestview Drive, Paradise, California, Constitute a Public Nuisance and Ordering Abatement Relating Thereto" **OR**
2. Provide an alternate direction to Town staff.

**BACKGROUND:** The Penelope Ward property, located at 5983 Crestview Drive is approximately 1.05 acres in size and lies within the Town Residential-1/2 acre minimum (TR-1/2) zoning district. The property is currently improved with a single family dwelling and an attached garage.

For several years, Town staff has received a number of complaints from nearby property owners regarding the condition of the dwelling and the property. Several subsequent site inspections by staff confirmed the substance of the complaints and revealed that the dwelling was vacant and deteriorating. In addition, a number of dead standing and felled trees and an accumulation of brush and weeds exist on the site. One of the dead trees has fallen and severely damaged the roof structure of the dwelling, such that there is now severe water damage to its interior. More recently, the property has been subject to vandalism, causing additional damage.

The property owner, Ms. Penelope Ward, is an absentee owner residing out-of-state. Ms. Ward has been contacted repeatedly, both verbally and in writing regarding the property, and was subsequently issued a number of administrative citations due to her failure to address the

increasingly unacceptable conditions on her property. In her most recent communication with Town staff, Ms. Ward indicated a desire to employ a property management agency and a contractor to assess the conditions on the property and address the Town's and the neighbors' concerns. However, as of the date of this agenda summary, no work has been done.

The Town of Paradise Fire Chief has personally inspected the property and has determined that the accumulation of dead trees and vegetation constituted a public nuisance in violation of Paradise Municipal Code (PMC) Chapter 8.04 (*Public Nuisance Abatement*). In addition, the Town Building Official/Fire Marshal has also inspected the property and found that the substandard housing conditions on the property constitute a violation of the provisions of California State Housing Law.

On June 12, 2012, the Town notified Ms. Ward in writing that the dead trees and the substandard housing conditions on the property must to be abated within 30 days from the date of the notice. On November 29, 2012, the Town Clerk provided Ms. Ward with a written notice that the Town Council was scheduled to hold a hearing on December 11, 2012 to provide her with an opportunity to show cause why the current conditions on her property should not be declared a public nuisance and ordered to be abated. The notice was mailed to Ms. Ward by U.S. Mail, and was posted on the property.

#### **DISCUSSION:**

With the assistance of the Town Attorney, staff has drafted and attached with this agenda summary two separate resolution documents for Town Council consideration and possible adoption at the conclusion of the scheduled public hearing. If adopted as recommended, Ms. Ward will have a minimum period of thirty (30) days to abate all of the substandard housing conditions and remove all of the dead trees from the property. If the resolutions are adopted as drafted and Ms. Ward fails to abate the conditions creating a public nuisance on the property, the Town Manager will be authorized to direct the Town Attorney to obtain an abatement warrant from the Superior Court to abate the nuisances. The Town's costs to abate the nuisances would become a tax lien on the Ward property.

The Town Fire Chief, Building Official/Fire Marshal and Senior Code Enforcement Officer will be in attendance during the conduct of the scheduled public hearing and will be prepared to further assist and advise the Town Council on this matter.

**FINANCIAL IMPACT:** Adoption of the resolution documents will have no immediate and direct financial impact upon the Town. However, due to the substantial amount of work involved in correcting conditions on the property, the financial impact of such abatement is difficult to determine.

Attachments

**TOWN OF PARADISE  
RESOLUTION NO. 12-\_\_**

**A RESOLUTION OF THE TOWN COUNCIL OF THE TOWN OF PARADISE MAKING FINDINGS THAT  
SUBSTANDARD HOUSING CONDITIONS AT 5983 CRESTVIEW DRIVE, PARADISE, CALIFORNIA,  
CONSTITUTE A PUBLIC NUISANCE AND ORDERING ABATEMENT RELATING THERETO**

**WHEREAS**, on June 12, 2012, the Town gave the Property owner written notice to either repair the substandard housing conditions at the Property described in the notice or demolish the buildings on the Property within 60 days from the date of the notice, whichever course the Property owner elected. The notice was mailed to the Property owner by U.S. Mail. A copy of the June 12, 2012 notice is attached as Attachment No. 1; and

**WHEREAS**, on November 29, 2012, the Town Clerk gave the Property owner written notice that the Town Council will hold a hearing on December 11, 2012 where the Property owner may show cause why the building on the Property should not be declared a public nuisance due to the substandard housing conditions at the Property, and ordered abated. The notice was mailed to the Property owner by U.S. Mail, and was posted on the Property; and

**WHEREAS**, on December 11, 2012, the Council held a public hearing to consider adopting a resolution declaring the substandard housing conditions at real property at 5983 Crestview Drive, Paradise, CA (Property) to be a public nuisance, and ordering abatement of the nuisance. The Property is more particularly described in Attachment No. 2; and

**WHEREAS**, based on the evidence presented at the public hearing, the Town Council is authorized to find and declare the substandard housing conditions at the Property to be a public nuisance; and

**WHEREAS**, pursuant to Health and Safety Code section 17980.7, if the Property owner fails to comply with an abatement order from the Town Council, the Town Council may authorize abatement of the public nuisance with a court-ordered abatement warrant with the Town's costs as a lien; and

**WHEREAS**, as an alternative, the Town Council may authorize the lawsuit to ask the court to order a receivership for the Property pursuant to Health and Safety Code section 17980.7(c).

**NOW, THEREFORE, BE IT RESOLVED** by the Town Council of the Town of Paradise as follows:

**SECTION 1.** After considering and weighing all of the evidence in the Agenda Summary Report, the testimony and other evidence presented at the public hearing on December 11, 2012, the Town Council makes the following findings:

- a. The above statements are true and correct.
- b. The Town provided all of the due process required under law by giving the notices on June 12, 2012 and November 29, 2012 to the Property owner, and by affording the Property owner and all other interested parties and members of the public an opportunity to be heard at the public hearing before the Town Council on December 11, 2012.
- c. The substandard conditions described in the November 29, 2012 on the Property currently exist.
- d. No action has been taken to correct any of the conditions described in any of the written notices provided by the Town.
- e. The Property is in substandard condition in violation of the State Housing Law (Health & Safety Code § 17910, et seq., including § 17920.3) and therefore constitutes a public nuisance.
- f. The substandard housing conditions at the Property are so extensive, and are of such a nature, that they pose a substantial danger to the health and safety of human occupants, including, but not limited to, exposure to disease, exposure to injury from the structural and material failures. Unless such conditions are abated, they may cause injury or death from fire and fire related hazards, and other similar and related health and safety hazards.
- g. The public interest demands that all substandard housing conditions be abated.

**SECTION 2.** The Town Council hereby orders the Property owner to abate all of the substandard housing conditions at the Property as described in Attachment No. 3 of this resolution by midnight on the 30<sup>th</sup> day after this resolution is posted at the Property, and to abate all of the conditions in the manner required by applicable law.

**SECTION 3.** If the Property owner fails to abate all of the substandard housing conditions by midnight on the 30<sup>th</sup> day after this resolution is posted at the Property, then the Town Manager is authorized to direct the Town Attorney to obtain a court-approved abatement warrant to enforce this resolution.

**SECTION 4.** This resolution shall be posted at the main entrance to the building on Property and delivered by U.S. First Class Mail to the Property owner.

**SECTION 5.** The Town Clerk shall attest to the adoption of this resolution.

**PASSED AND ADOPTED** by the Paradise Town Council of the Town of Paradise, County of Butte, State of California, on this \_\_\_\_ day of December, 2012, by the following vote:

AYES:

NOES:

ABSENT:

NOT VOTING:

\_\_\_\_\_  
Mayor

ATTEST:

\_\_\_\_\_  
JOANNA GUTIERREZ, Town Clerk

APPROVED AS TO FORM:

\_\_\_\_\_  
DWIGHT L. MOORE, Town Attorney


## ATTACHMENT NO. 1



# NOTICE TO REPAIR OR DEMOLISH SUBSTANDARD BUILDING

Penelope Lynn Ward  
16852 Bolero lane  
Huntington Beach, CA 92649

Regarding: 5983 Crestview Drive  
Paradise, CA 95969



# TOWN OF PARADISE

5555 SKYWAY • PARADISE, CALIFORNIA 95969-4931

TELEPHONE (530) 872-6291 FAX (530) 877-5059

[www.townofparadise.com](http://www.townofparadise.com)

June 12, 2012

Penelope Lynn Ward,

This letter is to notify you of the following:

1. PURSUANT TO CALIFORNIA HEALTH AND SAFETY CODE SECTION 17980, YOU ARE BEING NOTIFIED AS Record Owner and /or beneficiary the Town of Paradise Building Official has determined the building located at:  
5983 Crestview Drive, Paradise CA  
APN: 052-032-022  
is in substandard condition under the provisions of California Health and Safety Code Section 17920.3
2. The property is fully described in Attachment A.
3. That the conditions which render the building substandard are set forth on Attachment B.
4. The Building Official/Fire Marshal has determined that the building must either be repaired or demolished, the option is yours.
5. If you elect to repair the building, all required permits for the repairs shall be obtained and the work physically commenced within 30 days and completed within 60 days from the date of this notice.
6. If you elect to demolish the building, all demolition permits required shall be obtained and demolition commenced within 30 days and completed within 60 days from the date of this notice. Demolition work shall include the removal of all structures or portions thereof, foundations trash and debris, and the lot shall be left clean, level condition.
7. **Failure to comply with this notice of Violation may result in enforcement actions such as administrative citations and abatement, civil penalties, re-inspection, fees revocation of permits, recordation of the notice of violation or suit for civil injunction. In accordance with sections 17274 and 24436.5 of the Revenue and Taxation Code, no California tax deduction is allowed for interest, taxes, depreciation or amortization paid or incurred in the taxable year with respect to substandard housing.**

6/12/12  
Date

  
Town of Paradise, Building Official/Fire Marshal

# **Attachment A**

## EXHIBIT "A"

Commencing at the North quarter corner of Section 15, Township 22 North, Range 3 East, M.D.B. & M., and running along the North and South centerline of said Section 15, South 00° 07' East 1926.0 feet; thence South 83° 03' West 1176 feet along the centerline of a County Road; thence South 415.7 feet to an iron pipe and point of beginning for the land herein described; thence South 198.10 feet to the East and West centerline of said Section 15; thence East along said centerline 191.4 feet to the Westerly boundary of a 50 feet road reservation; thence along said boundary North 11° 49' East 23.00 feet; thence on 306.5 feet radius curve to the right 171.1 feet; thence North 43° 47' East 37.6 feet; thence West 300.7 feet to the point of beginning.

# **Attachment B**

# SUBSTANDARD CONDITIONS

Date Inspected	Location	Violation	Code Section	Correction
12/26/11 6/11/12	Exterior Building Envelope	Structural Damage, Members of ceilings, roofs, ceilings and roof supports and other horizontal members which sag, split, and buckle due to deterioration related to the fallen tree across the structure.	H&S 17920.3 (b6)	Abate
6/11/12	Exterior Building Site	Vegetation over growth, felled and fallen trees is in such a condition as to provide a ready fuel to augment the spread and intensity of fire.	H&S 17920.3 (h) H&S 13108.5	Hazard Abatement

## SUBSTANDARD CONDITIONS

### Abbreviations used

California Health and Safety Code	H&S
California Fire Code	CFC
California Building Code	CBC
California Plumbing Code	CPC
California Electrical Code	CEC
California Mechanical Code	CMC
American Society for Testing and Materials	ASTM

### Definitions

Abate, means to eliminate violation and to make code compliant, if applicable.

Repair, means to correct to code compliant condition.

## ATTACHMENT NO. 2





## TOWN OF PARADISE

5555 SKYWAY • PARADISE, CALIFORNIA 95969-4931  
TELEPHONE (530) 872-6291 FAX (530) 877-5059  
[www.townofparadise.com](http://www.townofparadise.com)

### NOTICE TO ABATE NUISANCE

THE OWNER, AMELIA (PENELOPE) WARD, AKA PENELOPE L. WARD, OF THE IMPROVED REAL PROPERTY SITUATED AT 5983 CRESTVIEW DRIVE, PARADISE, CALIFORNIA, 95969 (PROPERTY) and COUNTY ASSESSOR'S PARCEL NUMBER 052-032-022-000, WHICH IS MORE PARTICULARLY DESCRIBED IN EXHIBIT "A" OF THIS NOTICE IS HEREBY NOTIFIED TO APPEAR BEFORE THE TOWN COUNCIL OF THE TOWN OF PARADISE, CALIFORNIA ON DECEMBER 11, 2012 AT 5555 SKYWAY, PARADISE, CALIFORNIA, 95969 AT THE HOUR OF 6:00 P.M., OR AS SOON THEREAFTER AS THE OWNER MAY BE HEARD, AND SHOW CAUSE, IF ANY, WHY THE BUILDING ON THE PROPERTY SHOULD NOT BE DECLARED A PUBLIC NUISANCE DUE TO SUBSTANDARD HOUSING CONDITIONS AND THE NUISANCE BE ABATED BY RECONSTRUCTING OR PROPERLY REPAIRING THE BUILDING OR BY RAZING OR REMOVING IT. SEE EXHIBIT "B" FOR A LIST OF SUBSTANDARD CONDITIONS AT THE PROPERTY. THE OWNER OF THE PROPERTY CANNOT RETALIATE AGAINST A LESSEE PURSUANT TO SECTION 1942.5 OF THE CIVIL CODE.

FURTHERMORE, PURSUANT TO PARADISE MUNICIPAL CODE SECTIONS 8.04.010, 8.04.060 AND 8.04.070, THE TOWN COUNCIL SHALL HOLD A HEARING AT THE SAME TIME AND PLACE TO PROVIDE THE OWNER OF THE PROPERTY WITH AN OPPORTUNITY TO SHOW CAUSE WHY THE FELLED AND DEAD TREES ON THE PROPERTY SHOULD NOT BE ABATED AND THE COST OF THE ABATEMENT SHOULD NOT BE A SPECIAL ASSESSMENT AGAINST THE PARCEL (PROPERTY).

FAILURE TO COMPLY WITH THIS NOTICE MAY RESULT IN ENFORCEMENT ACTIONS SUCH AS ADMINISTRATIVE CITATIONS AND ABATEMENT, CIVIL PENALTIES, RE-INSPECTION FEES, REVOCATION OF PERMITS, RECORDATION OF THE NOTICE OF VIOLATION, WITHHOLDING OF FUTURE MUNICIPAL PERMITS, CRIMINAL PROSECUTION OR SUIT FOR CIVIL INJUNCTION. IN ACCORDANCE WITH SECTIONS 17274 AND 24436.5 OF THE REVENUE AND TAXATION CODE, NO CALIFORNIA TAX DEDUCTION IS ALLOWED FOR INTEREST, TAXES, DEPRECIATION OR AMORTIZATION PAID OR INCURRED IN THE TAXABLE YEAR WITH RESPECT TO SUBSTANDARD HOUSING.

DATED: November 29, 2012



JOANNA GUTIERREZ  
117 CLERK OF THE TOWN OF PARADISE

## EXHIBIT "A"

Commencing at the North quarter corner of Section 15, Township 22 North, Range 3 East, M.D.B. & M., and running along the North and South centerline of said Section 15, South  $00^{\circ} 07'$  East 1926.0 feet; thence South  $83^{\circ} 03'$  West 1176 feet along the centerline of a County Road; thence South 415.7 feet to an iron pipe and point of beginning for the land herein described; thence South 198.10 feet to the East and West centerline of said Section 15; thence East along said centerline 191.4 feet to the Westerly boundary of a 50 feet road reservation; thence along said boundary North  $11^{\circ} 49'$  East 23.00 feet; thence on 306.5 feet radius curve to the right 171.1 feet; thence North  $43^{\circ} 47'$  East 37.6 feet; thence West 300.7 feet to the point of beginning.

## EXHIBIT "B"

### SUBSTANDARD CONDITIONS 5983 Crestview Drive, Paradise, CA 95969

Date Inspected	Location	Violation	Code Section	Correction
12/26/11	5983 Crestview	(11) Dampness of habitable rooms due to deteriorated conditions related to the structure being open to the elements due to the fallen tree across structure.	H&S 17920.3 (a)(11)	Abate
12/26/11	5983 Crestview	(13) General dilapidation due to the structure having been left open to the elements.	H&S 17920.3 (a)(13)	Abate
12/26/11	5983 Crestview	Structural hazards: (4) Members of walls, partitions, or other vertical supports that split, lean, list, or buckle due to deterioration related to the fallen tree across structure.	H&S 17920.3 (b)(4)	Abate
12/26/11	5983 Crestview	Structural hazards: (6) Members of ceilings, roofs, ceilings and roof supports, or other horizontal members which sag, split, or buckle due to defective material or deterioration.	H&S 17920.3 (b)(6)	Abate
12/26/11	5983 Crestview	(g) Faulty weather protection. Deteriorated exterior walls, roof and broken windows.	H&S 17920.3 (g)(2)	Abate
12/26/11	5983 Crestview	Did not gain access to interior these observations had taken place on exterior site visit after being contacted by police dispatch		

ATTACHMENT NO. 2

SUBSTANDARD CONDITIONS  
5983 Crestview Drive, Paradise, CA 95969

Date Inspected	Location	Violation	Code Section	Correction
12/26/11	5983 Crestview	(11)Dampness of habitable rooms due to deteriorated conditions related to the structure being open to the elements due to the fallen tree across structure.	H&S 17920.3 (a)(11)	Abate
12/26/11	5983 Crestview	(13) General dilapidation due to the structure having been left open to the elements.	H&S 17920.3 (a)(13)	Abate
12/26/11	5983 Crestview	Structural hazards: (4) Members of walls, partitions, or other vertical supports that split, lean, list, or buckle due to deterioration related to the fallen tree across structure.	H&S 17920.3 (b)(4)	Abate
12/26/11	5983 Crestview	Structural hazards: (6) Members of ceilings, roofs, ceilings and roof supports, or other horizontal members which sag, split, or buckle due to defective material or deterioration.	H&S 17920.3 (b)(6)	Abate
12/26/11	5983 Crestview	(g) Faulty weather protection. Deteriorated exterior walls , roof and broken windows .	H&S 17920.3 (g)(2)	Abate
12/26/11	5983 Crestview	Did not gain access to interior these observations had taken place on exterior site visit after being contacted by police dispatch		

**TOWN OF PARADISE  
RESOLUTION NO. 12-\_\_**

**A RESOLUTION OF THE TOWN COUNCIL OF THE  
TOWN OF PARADISE DECLARING THE FELLED AND DEAD TREES AT 5983 CRESTVIEW DRIVE,  
PARADISE, CALIFORNIA, TO BE A PUBLIC NUISANCE; AND DIRECTING THE PROPERTY OWNER  
TO ABATE SAID PUBLIC NUISANCE**

**WHEREAS**, the Town of Paradise Fire Chief has personally inspected the real property at 5983 Crestview Drive, Paradise, California (Property), for conditions which would constitute a public nuisance under the Paradise Municipal Code; and

**WHEREAS**, on June 12, 2012, the Town Manager notified Penelope Lynn Ward, the owner of the Property, that the felled and dead trees on the Property needed to be abated within 30 days. A true copy of the notice is attached as Attachment No. 1; and

**WHEREAS**, Ms. Ward has failed to abate such felled and dead trees from the Property in accordance the Town Manager's notice; and

**WHEREAS**, on November 29, 2012, Joanna Gutierrez, the Town Clerk, mailed a notice to Ms. Ward notifying her to appear during the Town Council meeting to be held on December 11, 2012, at 6:00 p.m., so that she could show cause why the felled and dead trees on the Property should not be abated by the Town. A true copy of the notice is attached as Attachment No. 2; and

**NOW, THEREFORE, BE IT RESOLVED** by the Town Council of the Town of Paradise as follows:

**Section 1.** After considering the agenda summary report and all the testimony and relevant evidence concerning the felled and dead trees at 5983 Crestview Drive, Paradise, California, the Town Council finds:

- The felled and dead trees on the Property identified as Attachment No. 2 of this resolution constitute a public nuisance and are being maintained by Ms. Ward in violation of Paradise Municipal Code Chapter 8.04.

**Section 2.** Penelope Lynn Ward, as the owner of the Property at 5983 Crestview Drive, Paradise, California, is hereby ordered to abate such nuisance from the Property within thirty days after the date of posting on the Property of a notice of the adoption of this resolution.

**Section 3.** If Ms. Ward fails to abate the nuisance on the Property within thirty days after the date of posting on the Property of a notice of the adoption of this resolution, the Town Manager is authorized to direct the Town Attorney to obtain an abatement warrant from the Superior Court to abate the nuisance.

**PASSED AND ADOPTED** by the Paradise Town Council of the Town of Paradise, County of Butte, State of California, on this \_\_\_ day of \_\_\_\_\_, 2012, by the following vote:

AYES:

NOES:

ABSENT:

NOT VOTING:

\_\_\_\_\_  
Mayor

ATTEST:

\_\_\_\_\_  
JOANNA GUTIERREZ, Town Clerk

APPROVED AS TO FORM:

\_\_\_\_\_  
DWIGHT L. MOORE, Town Attorney

## ATTACHMENT NO. 1





# TOWN OF PARADISE

5555 SKYWAY • PARADISE, CALIFORNIA 95969-4931

TELEPHONE (530) 872-6291 FAX (530) 877-5059

[www.townofparadise.com](http://www.townofparadise.com)

Penelope Lynn Ward  
16852 Bolero Lane  
Huntington Beach, CA 92649

## **NOTICE** **TO** **ABATE NUISANCE**


Pursuant to Paradise Municipal Code section 8.04.030, you are hereby notified that the real property at 5983 Crestview Drive, Paradise, CA (Property) constitutes a public nuisance based on the following facts:

The Town Fire Chief has determined that the felled and dead trees on the Property are a fire hazard.

As the owner of the Property, you are responsible for the abatement of the public nuisance. Therefore, you are ordered to remove the dead trees from the Property no later than July 13, 2012.

If you fail to remove the dead trees as required by this notice, the Town Council will hold a public hearing so that you can show cause why the nuisance should not be abated by the Town of Paradise, with the costs of the abatement resulting in a special assessment against the Property.

Dated: June 12, 2012

  
Charles L. Rough, Town Manager

Mail to property owner and post on property.

## ATTACHMENT NO. 2



## NOTICE TO ABATE NUISANCE

Property owner: *Amelia (Penelope) Ward*

Property owner  
mailing address: *Atria Sunlake Senior Living  
3250 S. Fort Apache Road, Apt. 260  
Las Vegas, NV 89177*

Property address: *5983 Crestview Drive  
Paradise, CA 95969*

Assessor's Parcel  
Number: *052-032-022-000*



## TOWN OF PARADISE

5555 SKYWAY • PARADISE, CALIFORNIA 95969-4931  
TELEPHONE (530) 872-6291 FAX (530) 877-5059  
[www.townofparadise.com](http://www.townofparadise.com)

### NOTICE TO ABATE NUISANCE

THE OWNER, AMELIA (PENELOPE) WARD, AKA PENELOPE L. WARD, OF THE IMPROVED REAL PROPERTY SITUATED AT 5983 CRESTVIEW DRIVE, PARADISE, CALIFORNIA, 95969 (PROPERTY) and COUNTY ASSESSOR'S PARCEL NUMBER 052-032-022-000, WHICH IS MORE PARTICULARLY DESCRIBED IN EXHIBIT "A" OF THIS NOTICE IS HEREBY NOTIFIED TO APPEAR BEFORE THE TOWN COUNCIL OF THE TOWN OF PARADISE, CALIFORNIA ON DECEMBER 11, 2012 AT 5555 SKYWAY, PARADISE, CALIFORNIA, 95969 AT THE HOUR OF 6:00 P.M., OR AS SOON THEREAFTER AS THE OWNER MAY BE HEARD, AND SHOW CAUSE, IF ANY, WHY THE BUILDING ON THE PROPERTY SHOULD NOT BE DECLARED A PUBLIC NUISANCE DUE TO SUBSTANDARD HOUSING CONDITIONS AND THE NUISANCE BE ABATED BY RECONSTRUCTING OR PROPERLY REPAIRING THE BUILDING OR BY RAZING OR REMOVING IT. SEE EXHIBIT "B" FOR A LIST OF SUBSTANDARD CONDITIONS AT THE PROPERTY. THE OWNER OF THE PROPERTY CANNOT RETALIATE AGAINST A LESSEE PURSUANT TO SECTION 1942.5 OF THE CIVIL CODE.

FURTHERMORE, PURSUANT TO PARADISE MUNICIPAL CODE SECTIONS 8.04.010, 8.04.060 AND 8.04.070, THE TOWN COUNCIL SHALL HOLD A HEARING AT THE SAME TIME AND PLACE TO PROVIDE THE OWNER OF THE PROPERTY WITH AN OPPORTUNITY TO SHOW CAUSE WHY THE FELLED AND DEAD TREES ON THE PROPERTY SHOULD NOT BE ABATED AND THE COST OF THE ABATEMENT SHOULD NOT BE A SPECIAL ASSESSMENT AGAINST THE PARCEL (PROPERTY).

FAILURE TO COMPLY WITH THIS NOTICE MAY RESULT IN ENFORCEMENT ACTIONS SUCH AS ADMINISTRATIVE CITATIONS AND ABATEMENT, CIVIL PENALTIES, RE-INSPECTION FEES, REVOCATION OF PERMITS, RECORDATION OF THE NOTICE OF VIOLATION, WITHHOLDING OF FUTURE MUNICIPAL PERMITS, CRIMINAL PROSECUTION OR SUIT FOR CIVIL INJUNCTION. IN ACCORDANCE WITH SECTIONS 17274 AND 24436.5 OF THE REVENUE AND TAXATION CODE, NO CALIFORNIA TAX DEDUCTION IS ALLOWED FOR INTEREST, TAXES, DEPRECIATION OR AMORTIZATION PAID OR INCURRED IN THE TAXABLE YEAR WITH RESPECT TO SUBSTANDARD HOUSING.

DATED: November 29, 2012



128

A GUTIERREZ  
TOWN CLERK OF THE TOWN OF PARADISE

## EXHIBIT "A"

Commencing at the North quarter corner of Section 15, Township 22 North, Range 3 East, M.D.B. & M., and running along the North and South centerline of said Section 15, South 00° 07' East 1926.0 feet; thence South 83° 03' West 1176 feet along the centerline of a County Road; thence South 415.7 feet to an iron pipe and point of beginning for the land herein described; thence South 198.10 feet to the East and West centerline of said Section 15; thence East along said centerline 191.4 feet to the Westerly boundary of a 50 feet road reservation; thence along said boundary North 11° 49' East 23.00 feet; thence on 306.5 feet radius curve to the right 171.1 feet; thence North 43° 47' East 37.6 feet; thence West 300.7 feet to the point of beginning.

## EXHIBIT "B"

### SUBSTANDARD CONDITIONS 5983 Crestview Drive, Paradise, CA 95969

Date Inspected	Location	Violation	Code Section	Correction
12/26/11	5983 Crestview	(11) Dampness of habitable rooms due to deteriorated conditions related to the structure being open to the elements due to the fallen tree across structure.	H&S 17920.3 (a)(11)	Abate
12/26/11	5983 Crestview	(13) General dilapidation due to the structure having been left open to the elements.	H&S 17920.3 (a)(13)	Abate
12/26/11	5983 Crestview	Structural hazards: (4) Members of walls, partitions, or other vertical supports that split, lean, list, or buckle due to deterioration related to the fallen tree across structure.	H&S 17920.3 (b)(4)	Abate
12/26/11	5983 Crestview	Structural hazards: (6) Members of ceilings, roofs, ceilings and roof supports, or other horizontal members which sag, split, or buckle due to defective material or deterioration.	H&S 17920.3 (b)(6)	Abate
12/26/11	5983 Crestview	(g) Faulty weather protection. Deteriorated exterior walls, roof and broken windows.	H&S 17920.3 (g)(2)	Abate
12/26/11	5983 Crestview	Did not gain access to interior these observations had taken place on exterior site visit after being contacted by police dispatch		



**Town of Paradise  
Council Agenda Summary  
Date: December 11, 2012**

**Agenda Item: 7a**

**Originated by:** Joanna Gutierrez, Town Clerk

**Reviewed by:** Gina Will, Finance Director  
Dwight L. Moore, Town Attorney  
Charles L. Rough, Jr., Town Manager  
Lauren Gill, Assistant Town Manager

**Subject:** **Council representation on local and County Committees and Commissions.**

---

**Council Action Requested:** Appoint Council representatives and alternates to represent the Town of Paradise on various local and regional committees and commissions.

**Alternatives:** Consider other actions relating to committee/commission representation.

**Background:** The Town Council, on an annual basis, appoints Council Members to represent the Town of Paradise on local and regional committees and commissions.

**Discussion:** Three committees require Mayor representation: the Butte County City Selection Committee, the Butte County Disaster Council, and the Town's Finance & Investment Committee. If the Mayor is unable to attend a City Selection Committee meeting, a letter of authorization from the Mayor is required for an alternate to attend on the Mayor's behalf. The alternate must be a seated Council Member.

The Joint Powers Agreement for the Butte County Air Quality Management District (BCAQMD) states that city appointments are for a 4-year appointment unless the term of office for the representative expires. It is recommended that this representative be the same as the BCAG representative as the committees meet on the same date in the same location. At the November 10, 2009, Regular Meeting, Council concurred that the Council Member appointed to serve as alternate to the Butte County Association of Governments (BCAG) would automatically serve as the alternate to the Butte County Air Quality Management District (BCAQMD).

Following is a list and brief description of the committees and commissions, meetings dates and times, and locations.

**Butte County Committees/Commissions**

1. Butte County Air Quality Management District Governing Board
  - Meets 4<sup>th</sup> Thursday after Butte County Association of Governments meeting
  - Comprised of five Butte County Supervisors plus **one elected representative** from each of the County's five cities;

- Establishes policies & approves new rules to protect people & environment from effect of air pollution.
2. Butte County Association of Governments
    - Meets 4<sup>th</sup> Thursday of each month at 9:00 a.m. in the Chico City Council Chambers
    - Comprised of five Butte County Supervisors plus **one elected representative** from each of the County's five cities;
    - Is responsible for development of federal and state transportation plans and programs that secure transportation funding for the region's highways, transit, streets and roads, pedestrian and other transportation system improvements.
  3. Butte County City Selection Committee –
    - Meets twice a year upon notification; **Mayor must be representative.**
    - Comprised of the Mayors from the five incorporated cities and selects two city representatives to serve on the Local Area Formation Commission (\*LAFCo).
- \*Butte County Local Area Formation Commission (LAFCo)
- 1<sup>st</sup> Thursday at 9:00 am in Oroville; Appointments to LAFCo made by City Selection Committee.
  - LAFCo is a State mandated local agency composed of seven regular Commissioners: two members from the Butte County Board of Supervisors (selected by the entire Board); two members from the city councils (selected by the mayors of all five incorporated cities); two members who represent special districts (selected by a majority vote of independent special districts); and one public member (selected by the other six LAFCo members); Oversees boundary changes to cities and special districts, the formation of new agencies including incorporation of new cities, and consolidation of existing agencies.
4. Butte County Disaster Council
    - Meets at least once a year in Oroville; **Mayor must be representative.**
    - Purpose is to provide for the preparation and execution of plans for the protection of persons, the environment, and property within the County of Butte in the event of an emergency.
  5. Butte County General Plan Planning Process – **Two representatives;**
    - Formed to monitor Butte County 2010 General Plan Planning Process.
    - Butte County General Plan 2030 was adopted October 26, 2010 and which became effective November 30, 2010. The Butte County Department of Development Services maintains an information website relating to the Butte County General Plan 2030 process at [www.buttegeneralplan.net](http://www.buttegeneralplan.net).



6. Butte County Integrated Waste Management Local Task Force
  - **One representative and one alternate;** meets as needed in Oroville;
  - Is a mandated committee formed by the Board of Supervisors; develops goals, policies & procedures which are consistent with guidelines & regulations adopted by the CA Integrated Waste Management Act relating to coordinated & cost effective regional waste management issues/solutions.
7. Butte County Water Advisory Committee – **One representative.**
  - Meets quarterly or as needed in Oroville;
  - Assists & advises the Water Commission & Board of Supervisors in establishment & maintenance of Basin Management Objectives to be used to establish criteria for groundwater elevations, groundwater quality & land subsidence.
8. City/County Ad Hoc Committee – Meets upon notification.
  - **Two Council representatives.**
  - Formed to discuss issues/topics of common concern associated with the Paradise Ridge Area: comprised of two members of the Town Council; two members of the Board of Supervisors and various staff.
9. Lake Oroville Supplemental Benefits Fund (JPA Terminated) –
  - Meets 1<sup>st</sup> Wednesday of every quarter at 5:30 pm in the City of Oroville Council Chambers. **One representative; one citizen alternate.**
  - The City of Oroville is designated as the Fund Administrator for funds received from DWR & State Water contractors for the purpose of recreational and economic development to mitigate the Federal Energy Regulatory Commission (FERC) 2100 license for the Oroville facility (the dam, hydro plant, Forebay, and After bay). The committee is composed of five voting members (three Oroville Council Members, two Feather River Recreation & Park District Members) and three advisory members of publicly elected officials. The Town of Paradise is an interested party and the representative receives agendas and staff reports from the SBF/RDA Coordinator Bob Marciniak. The next meeting is scheduled for January 13, 2013 at 5:30 pm.
- 10.3CORE (formerly known as the Tri County Economic Development Corporation)
  - **One Council representative** serves on the Comprehensive Economic Development Strategy (CEDS) Advisory Board for a two-year term; Advises and recommends actions to the Board of Directors
  - Meets the 4<sup>th</sup> Wednesday of every other month at 10:00 a.m. at the 3Core office at 3120 Cohasset. A private, non-profit corporation that works as the economic development planning & coordinating agency for the Tri-County region composed of Butte, Glenn & Tehama counties & the nine member cities located therein.

## **Local Committees**

1. Civic Center Planning Task Force
  - Established to plan for a Town/Community Civic Center
2. Paradise Community Village – (formerly known as the Paradise Youth Sports and Family Center) **One Council representative;**
  - Meets the 2nd Monday of each month at 4pm in the Paradise Town Council Chambers;
  - Is a local non-profit corporation formed to oversee the development of the Paradise Community Village project, a mixed use development consisting of affordable and single family housing, parks/recreation, open space & community facilities. Board is comprised of the following members: Town of Paradise (one Council and one staff representative); Youth for Change; Paradise Youth Soccer Club; and, the Community Housing Improvement Program (CHIP).
3. Paradise Irrigation District (PID) Liaison – **Two Council representatives.**
  - Meets in Paradise upon notification to discuss issues of common concern.
  - PID is an Independent Special District governed by a five-member elected board of directors; Formed in 1916 under the laws of the State Water Code to deliver water to municipal residential and commercial customers.
4. Paradise Recreation & Park District (PRPD) Liaison – **Two Council Representatives.**
  - Meets in Paradise upon notification to discuss issues of common concern.
  - PRPD is an Independent Special District governed by a five-member elected board of directors; Formed in 1948 to provide recreation and park services within the district.
5. Paradise Solid Waste Committee – Meets in Paradise upon notification; **Two Council representatives;**
  - Discusses solid waste, recyclable materials, and yard waste programs with staff and representative from NRWS, the company franchised by the Town to provide of solid waste collection and disposal services which includes recycling, source reduction, household hazardous waste and vegetative waste disposal services; two council representatives, Town staff.
6. Project Vision/Youth Council - **One Council representative.**
  - Meets the 2<sup>nd</sup> Monday at PUSD District Office 5:30 – 6:30 p.m.
  - An “asset based”, non-profit organization formed to support young people and youth programs on the Ridge.
7. Onsite Ad Hoc Committee – **Two Council representatives**
  - Meets as needed to keep Council representatives informed of issues & long term effects of proposed changes to the Manual for Onsite Treatment

of Wastewater (Onsite Manual); Formed by Minute Order on September 3, 2008. Onsite Manual may be viewed at the Town's website at the following address:

<http://www.townofparadise.com/index.php/departments/development-services/onsite>

8. Finance & Investment Committee – Members include **Mayor, Vice Mayor, Town Manager, Assistant Town Manager, Finance Director/Town Treasurer.**
  - Established by Paradise Municipal Code Section 2.16.030 for the purpose of providing oversight of the town's financial, public financing & investment activities.
9. Oversight Board to the Successor Agency to the Paradise Redevelopment Agency  
**Two members from the Town of Paradise; the Mayor is the appointing authority**
  - One member is to be selected from the largest employee group from the former redevelopment agency. The Town had allocated percentages of management staff to the redevelopment agency.
  - The purpose of the seven-member Oversight Board is to oversee and approve the activities of the Successor Agency of the Paradise Redevelopment Agency relating to assets of the former RDA. The Town Council was designated as the Successor Agency after the Paradise Redevelopment Agency was eliminated by State law.

Attached is a list the current 2012 representation, along with a blank chart for the 2013 assignments.

**Conclusion:** It is timely that Council consider appointments to local and County Committees/ and Commissions.

**Fiscal Impact Analysis:** None.

## 2012 REPRESENTATION

### BUTTE COUNTY COMMITTEES/COMMISSIONS

BUTTE COUNTY		Culleton	DiDuca	Lotter	Titus	White
1	Air Quality Management District		A		R	
2	Association of Governments		A		R	
3	City Selection Committee (Mayor)	R				
4	Disaster Council (Mayor)	R		A		
5	Local Area Formation Commission (LAFCo)			R to 5/2015		
6	Waste Mgt Local Task Force	A		R		
7	Water Advisory Committee (4-year term)		R to 12/2012			
8	City/County Ad Hoc Committee			R	R	
9	Lake Oroville Supplemental Benefits Funds- Alternate: Citizen Sam Dresser			R		
10	3CORE (formerly Tri County Economic Dev Corp) (Two year term as of 1/1/2013)				R	A

### LOCAL COMMITTEES/COMMISSIONS

PARADISE		Culleton	DiDuca	Lotter	Titus	White
1	Citizens RDA Advisory Committee	R			R	
2	Civic Center Planning Task Force	R		R		
3	Paradise Community Village			R (8/7/12)		R
4	Paradise Irrigation District Liaison		R		R	
6	Paradise Rec. & Park District Liaison		R			R
6	Solid Waste Committee (formerly Rate Review)	R		R		
7	Youth Council (Project Vision)	R				
8	Onsite Ad Hoc Committee		R	R		
9	Investment Committee (Mayor & Council Member)	R				R

## 2013 REPRESENTATION

### BUTTE COUNTY COMMITTEES/COMMISSIONS

BUTTE COUNTY		Mayor	Vice Mayor	CM	CM	CM
1	Air Quality Management District					
2	Association of Governments					
3	City Selection Committee (Mayor)					
4	Emergency Services Council (Mayor)					
	Local Area Formation Commission (LAFCo) (Lotter through 5/2015 – Appointed by City Selection Committee)					
5	Waste Mgt Local Task Force					
6	Water Advisory Committee (4-year term)					
7	City/County Ad Hoc Committee					
8	Lake Oroville Supplemental Benefits Funds- Alternate: Citizen Sam Dresser					
9	3CORE (formerly Tri County Economic Dev Corp) (Two year term as of 1/1/2013)					

### LOCAL COMMITTEES/COMMISSIONS

PARADISE		Mayor	Vice Mayor	CM	CM	CM
1	<del>Citizens RDA Advisory Committee</del>	R			R	
1	Civic Center Planning Task Force					
2	Paradise Community Village					
3	Paradise Irrigation District Liaison					
4	Paradise Rec. & Park District Liaison					
5	Solid Waste Committee (formerly Rate Review)					
6	Youth Council (Project Vision)					
7	Onsite Ad Hoc Committee					
8	Investment Committee (Mayor & Council Member)					
9	Oversight Board to Successor Agency (Mayor Appointment )					



**Town of Paradise  
Council Agenda Summary  
Date: December 11, 2012**

**Agenda Item: 7b**

**Originated by:** Joanna Gutierrez, Town Clerk  
Craig Baker, Community Development Director

**Reviewed by:** Gina Will, Finance Director  
Dwight Moore, Town Attorney  
Charles L. Rough, Jr., Town Manager  
Lauren Gill, Assistant Town Manager

**Subject:** Vacancy on the Planning Commission due to Election of Seated Planning Commissioner to the Town Council

---

**Council Action Requested:** Due to the election of Planning Commissioner Greg Bolin to the Paradise Town Council, and his being sworn into office on December 1, 2012, the Town Council is requested to take the following action to appoint another citizen to fill the unexpired term of office on the Paradise Planning Commission:

- (1) Approve the Notice of Vacancy and application and authorize the Town Clerk to advertise the vacancy on the Planning Commission; (which could include a published legal notice, posting on the Town's website, press release and notification to service groups);
- (2) Set an application deadline of January 17, 2013 at 5:00 pm;
- (3) Designate two Town Council Members to participate in the Planning Commission interview process;
- (4) Direct staff to assist the interview panel by providing suggested questions and a scoring matrix for candidates, and coordinating the date(s) and time(s) for the interviews during the week of January 21<sup>st</sup> or January 28th;
- (5) Schedule appointment to the upcoming vacancies for the February 12, 2013, regular meeting with appointment to become effective immediately and continue through June 30, 2016.

**Alternatives:** Consider alternative direction to staff relating to the recruitment and/or interview process.

**Background:** The Paradise Planning Commission consists of a five member board that was established by ordinance (Paradise Municipal Code Sections 2.12.030 through 2.12.039) to serve as an advisory board to the Paradise Town Council. The Commission meets once a month on the third Tuesday of the month at 6:00 pm. At the April 3, 2012 meeting, the Town Council amended the interview process (established at its July 10, 2007 meeting) to allow Council to appoint an ad hoc

interview panel consisting of two Town Council Members to conduct interviews of the applicants, exempting the interview process from the open meeting requirements of the Government Code. The Council also directed that Town staff would prepare potential interview questions, provide a scoring matrix, and assist in setting up the interview schedule.

Historically, the Town Clerk has caused publication of a legal notice requesting applications for the Planning Commission vacancy in the local newspaper, posted the information on the Town's internet website, notified service group presidents by email request an announcement to the the memberships; and. requested staff and Council to circulate applications. The proposed notice and application are included with this staff report for review. The applications must bear an original signature and be submitted at the Town Clerk's Department during regular business hours Monday through Thursday between the hours of 8am and 5pm on or before the deadline for inclusion in the agenda packet. Successful applicants will be required to disclose certain financial interests within the Town of Paradise on the California Form 700, Statement of Economic Interests, a public document that notifies the public of any potential conflicts of interest and participate in ethics training every two years. Information on the requirements can be accessed at the Fair Political Practices website: [www.fppc.ca.gov](http://www.fppc.ca.gov).

The following lists current members of the Planning Commission and terms of office:

<b>PLANNING COMMISSION MEMBERS</b>	<b>DATE APPOINTED</b>	<b>TERM OF OFFICE</b>
BOLIN, Greg	07/15/08 1 <sup>st</sup> Appt 06/05/12	07/01/12 to 6/30/16
CLARKSON, James	06/05/12	07/01/12 to 6/30/16
GROSSBERGER, April	7/24/07 1 <sup>st</sup> Appt 05/03/11 Reappointed	07/01/11 to 06/30/15
JONES, Jody	05/03/11 To fill unexpired term created by resignation	07/01/09 to 06/30/13
ZUCCOLILO, Michael	05/03/11	07/01/11 to 06/30/15

**Term of Office: 4 Years**

**Meetings Held: 3rd Tuesday of Each Month at 6:00 p.m., Town Hall, Council Chamber**

**Conclusion:** It is timely that the Town Council advertise the vacancy and schedule appointment as the office has become vacant due to the election of Planning Commissioner Bolin to the Town Council, effective December 11, 2012.

**FISCAL IMPACT:** Cost of publication of legal notice approximately \$110

## TOWN OF PARADISE COMMITTEE/COMMISSION APPLICATION

Please be advised that application information will become a public record  
and is posted on the Town's website as part of the agenda packet (personal information redacted).

Appointments will be made by the Paradise Town Council at a Regular Town Council Meeting (6:00 p.m.) Please confirm the date of time scheduled for the appointment, as it is suggested that you be present at the meeting when the appointments are to be made to answer any questions of the Town Council. Applicants shall be full-time residents and registered voters in the Town of Paradise per Resolution No. 81-40. The successful applicant will be required to file an annual financial disclosure - a Statement of Economic Interest Form 700, a public document filed with the California Fair Political Practices Commission; and, complete an ethics training every two years. Information on the financial disclosure and ethics training may be viewed at the following website: [www.fppc.ca.gov](http://www.fppc.ca.gov). Applications must bear an original signature and become a public record. Applicants should be prepared to participate in an interview process conducted by two members of the Town Council.

Position applying for: Planning Commissioner

Vacant 4-year that expires June 30, 2016

Application Deadline: January 17, 2013 at 5:00 pm. Submit to the Town Clerk Department, Room 3, 5555 Skyway, Paradise.

Date: \_\_\_\_\_

Applicant Name \_\_\_\_\_

Address \_\_\_\_\_

\_\_\_\_\_

\_\_\_\_\_

Contact Information Telephone: \_\_\_\_\_

Fax: \_\_\_\_\_

Email: \_\_\_\_\_

Education: \_\_\_\_\_

\_\_\_\_\_

\_\_\_\_\_

Biographical Sketch (what you would like the Council and public to know about you and your ability to serve in this position):

\_\_\_\_\_

\_\_\_\_\_

\_\_\_\_\_

\_\_\_\_\_

\_\_\_\_\_

\_\_\_\_\_

Qualifications or past experience: \_\_\_\_\_

\_\_\_\_\_

\_\_\_\_\_

Comments: \_\_\_\_\_

\_\_\_\_\_

\_\_\_\_\_

SIGNATURE: \_\_\_\_\_

Please return application to:

Joanna Gutierrez, CMC, Paradise Town Clerk  
5555 Skyway, Paradise, CA 95969 M-Th: 8-5 pm  
Telephone: 530-6291 Extension 101 or 102  
[jgutierrez@townofparadise.com](mailto:jgutierrez@townofparadise.com)



**TOWN OF PARADISE  
NOTICE OF PLANNING COMMISSION VACANCY**

NOTICE IS HEREBY GIVEN by the Paradise Town Council of a vacancy of one four-year position on the Paradise Planning Commission ending June 30, 2016. Any citizen who resides in the Town of Paradise is eligible to apply and may obtain an application at the Town Hall located at 5555 Skyway, Paradise, California, M-Th from 8:00 am - 5:00 pm or from the Town's internet website at [www.townofparadise.com](http://www.townofparadise.com). The Town Clerk must receive an application with an original signature by 5 pm on January 17, 2013. Applicants should be prepared to participate in an interview process. Appointment is scheduled for the February 12, 2013 Regular Council Meeting. The successful applicant will be required to disclose certain financial interests within the Town of Paradise and file a California Form 700, Statement of Economic Interest.

The Planning Commission is established by ordinance to serve as an advisory board to the Paradise Town Council and holds one regular meeting on the third Tuesday of each month at 6:00 p.m. at the Town Hall located at 5555 Skyway. See Paradise Municipal Code Sections 2.12.030 through 2.12.039 the Paradise Town Hall, 5555 Skyway; accessed on the Town's internet website at [www.townofparadise.com](http://www.townofparadise.com); or, viewed at the Paradise Branch of the Butte County Library located at 5922 Clark Road. For further information call the Community Development Department, Planning Division, 872-6291 Extension 111 or the Town Clerk's Department at 872-6291 Extension 101 or 102.

Dated: December 12, 2013

JOANNA GUTIERREZ, CMC, Town Clerk



**Town of Paradise  
Council Agenda Summary  
Date: December 11, 2012**

**Agenda Item: 7c**

**Originated by:** Joanna Gutierrez, Town Clerk  
Craig Baker, Community Development Director  
Anthony Lindsey, Fire Marshal/Building Official

**Reviewed by:** Gina Will, Finance Director  
Dwight L. Moore, Town Attorney  
Charles L. Rough, Jr., Town Manager  
Lauren Gill, Assistant Town Manager

**Subject:** Vacancies on Various Council Appointed Committees

---

**Council Action Requested:** Consider filling vacancies on the following committees and authorize recruitment for the positions which will include: (1) Authorizing advertising for the various positions in one, consolidated notice; (2) Approving an application process which would be limited to an interview panel of two designated Council Members; and, setting a deadline of January 17, 2013 with appointment to be consider at the February 12, 2013 Council Meeting:

1. Access Appeals Board: One vacant position for a disabled member
2. Building/Fire Appeals Board: Three vacancies – licensed civil engineer, licensed general contractor and licensed plumbing contractor
3. Development Impact Fee Adjustments Board: Two vacancies for members of the public

**Alternatives:** Provide an alternative direction to staff relating to the vacancies.

**Background:** The Town Clerk annually reviews vacancies on various committees and commissions and reports to the Council when a vacancy occurs on a Council-appointed committee. The committees discussed here have been established by Council action for a particular purpose, and/or to comply with State law, and the vacancies on the committees must be filled by Council appointment. The Town Council has an established application process that provides all citizens of our community an opportunity to apply for appointment and to serve their community. The following three committees have one or more vacancies that require Council action.

**Discussion:**

1. A five-member Access Appeals Board was established by Town Council adoption of Resolution No. 03-05 to comply with the Health & Safety Code section 19957.5; and, by adoption of Ordinance No. 391, designated the Town Council as the hearing body for appeals of decisions made by this board. The board shall have five members appointed by the Town Council as follows:
  - Two disabled members
  - Two members with construction knowledge and experience
  - One public member

There is currently a vacancy in one disabled member position due to resignation of the member in that position. There are no term limits for these positions.

2. The Building/Fire Board of Appeals was established by minute order on March 2, 1999, pursuant to the Uniform Administrative Code, to resolve questions relating to Building Official decisions. The staff report cited the applicable UAC Section 204 that the board membership consist of *“members who are qualified by experience and training to pass upon matters pertaining to building construction and building service equipment and who are not employees of the jurisdiction.”* There are no term limits, and the current makeup of the board is as follows:

- Licensed Civil Engineer – vacant **(license expired)**
- Licensed Architect
- Licensed General Contract – **vacant (resignation)**
- Licensed Electrical Contractor
- Licensed Mechanical Contractor
- Licensed Plumbing Contractor - **vacant**
- Licensed Real Estate Agent

3. Certain development impact fees were established by the Town Council on December 6, 1994, by adoption of Ordinance No. 240. Subsequently, the Town Council adopted Ordinance No. 272, which established the Development Impact Fee Adjustments Board for the purpose of considering applications for waiver, adjustment or reduction of development impact fees, with the Town Council as the hearing body for appeals of DIF Board decisions.

The DIF Adjustments board shall have five members:

- Chairperson of the Paradise Economic Development Commission
- Chairperson of the Paradise Planning Commission
- Three Members of the Public – Appointed by the Town Council

There are currently two vacancies for positions requiring members of the public.

Historically the Town Clerk develops the application and causes the advertising by published legal notice, notification to service groups, press releases, posting the website, and providing printed notices and applications for the building and onsite counters. Staff and Council Members also advertise by ‘word of mouth’, and by circulating applications to qualified individuals.

These committees meet on an “as needed” basis, and are called by the appropriate staff member which for the above committees would be either the Community Development Director or the Fire Marshal/Building Official.

**Conclusion:** It is appropriate for the Town Council to fill the vacancies in order to insure that a quorum will be available if and when there is a need for these committees to convene a meeting.



**Town of Paradise  
Council Agenda Summary  
Date: December 11, 2012**

**Agenda Item: 7d**

**Originated by:** Joanna Gutierrez, Town Clerk

**Reviewed by:** Dwight L. Moore, Town Attorney  
Charles L. Rough, Jr., Town Manager  
Lauren Gill, Assistant Town Manager

**Subject:** Review of Council appointed Boards, Commissions & Committee

---

**Council Action Requested:** Review the list of Council Appointed board, commissions and committees.

**Alternatives:** Consider alternative direction to staff relating to the process of Council appointments to the various committees.

**Background:** In accordance with Government Code Section 54970, the Town Council must cause to be prepared a list of of all ongoing boards, commission and committees which are appointed by the Town Council. This list is to include terms that will expire during the next calendar year with the name of the incumbent appointee, the date of appointment and the date the term expires and the necessary qualification for the position. Historically, the Town Clerk has prepared this list of committees and upcoming vacancies and posted the information on the Town's public information board and provided the list to the local Paradise branch of the Butte County library.

The purpose of the legislation relating to Council appointed boards, committees and commissions (the Maddy Act) is to provide maximum public awareness of the appointments to be made by various legislative bodies. Many committees have no term limits and meet infrequently.

**Discussion:** Beginning with this review, the Town Clerk will bring this listing forward to the Council on annual basis in order to provide the Town Council, staff and the public an opportunity to review and provide input. Many of the committees are formed pursuant to state law and/or by local law or policy. It would be prudent for the Council to concur that appropriate staff review the formation and purpose of each committee and bring back a report to Council for further discussion.

The listing of Council Appointed Committees/Commissions and the existing and upcoming vacancies is attached to this staff report.

**Fiscal Impact:** None.

## **UPCOMING VACANCIES IN 2012**

### **Council Appointed Commissions and Committees**

1. Access Board of Appeals - **No term limits**
  - a. **Meets to hear appeals relating to disability access requirements**
  - b. Five Member Board – Established by Town Resolution No. 03-05
  - c. One Vacancy – Disabled Member
2. Building/Fire Board of Appeals Effective March 1999 – **No term limits**
  - a. **Meets to resolve questions about Building Official decisions**
  - b. Seven Member Board – established per Uniform Administrative Code by minute order on March 2, 1999
  - c. Three Vacancies – Licensed Civil Engineer, Licensed General Contract and Licensed Plumbing Contractor
3. Citizen Advisory Committee on Outdoor Burning (inactive)
4. Development Impact Fee Adjustments Board – **No term limits**
  - a. **Meets regarding requests for adjustment, reduction or waiver of development impact fees** – Established by Town Ordinance 272
  - b. Five Member Board (PEDC Chair, Planning Commission Chair, three members of public appointed by the Town Council)
  - c. Two Vacancies – Members of the Public
5. Paradise Fire Safe Council – **No term limits**
  - a. Creation of Fire Safe Council authorized by minute order on November 27, 2001
  - b. Appointments made by Council in January & February 2002
  - c. February 2002 - Fire Chief authorized to make appointments & enhance members at his discretion
6. Paradise Economic Development Commission (inactive)
  - a. Five Member Board – 4-year terms
  - b. Originally established by Town Resolution 81-4; re-stated by Resolution No. 94-14
7. Paradise Planning Commission
  - a. Five Member Board-4-year terms–Established by Town Ordinance No. 23
  - b. ~~Two~~ One Upcoming Vacancy – term of office to expire 6/30/2013
8. Paradise (Citizens) Redevelopment Advisory Committee – no term limits
9. Paradise Youth Council – inactive – Established by Resolution No. 05-04
10. Tree Advisory Committee
  - a. Five Member Board: 3-year terms-Established by Ordinance No. 482
  - b. One position unfilled since inception for individual licensed in onsite sanitation trades
  - c. Two upcoming vacancies on August 12, 2013 for positions requiring academic knowledge of plant science or skill in maintenance & care of trees

**TOWN OF PARADISE**  
**Council Agenda Summary**  
**Date: December 11, 2012**

**Agenda No. 7(e)**

**ORIGINATED BY:** Marc Mattox, Associate Civil Engineer

**REVIEWED BY:** Charles L. Rough Jr., Town Manager  
Lauren Gill, Assistant Town Manager

**SUBJECT:** Public Works Trench Backfill and Restoration Standard Details

**COUNCIL ACTION REQUESTED:**

1. Approve proposed Standard Detail TB-1, Trench Backfill and Restoration Requirements and Standard Detail TB-2, Modified Pavement Restoration Area, with the finding that it is in the best interest of the Town; and, authorize their addition to the Town of Paradise Standard Plans.

**Background:**

Town of Paradise Municipal Code Chapter 12.14, Encroachment Permit and Excavation Permits, allows for the Public Works Department to maintain and enforce standard plans and specifications for authorized roadway excavations. The objective of these standards is to provide a uniform approach to utility trench work in the public right-of-way. The Town of Paradise currently has two conflicting details which need to be revised to reflect general accepted practices.

**Analysis:**

Staff has prepared two new standard details for review and acceptance by the Town, attached as Exhibit A. The design and preparation of these details included a thorough evaluation of comparable municipalities and agencies. The primary standard for the proposed details has originated from the California Department of Transportation (Caltrans) Standard Plans and Specifications dated May 2010. Caltrans utilizes valuable resources solely for the development and functional testing of their minimum construction standards. These standards are recognized statewide and are implemented by most public agencies.

The most significant changes of the revision process are described below:

1. Eliminates “popcorn mix” design standard for trench backfill. This mix design of pea gravel, cement, and sand has been used by utility companies on previous projects. This is a very low strength mix design and is not intended to be a blanket standard for structural backfill. The primary advantage of using a “popcorn mix” is the ability to quickly pave the excavation and allow normal traffic to resume. In lieu of the “popcorn mix” staff is recommending allowing contractors to use a Caltrans approved concrete sand slurry. This mix design has a much higher compressive strength and is less likely to fail over time. The disadvantage of using the concrete sand slurry is the mix requires 24 hours to cure which the contractor will need to provide temporary steel plating over the excavation. This backfill method is shown as Option A on Standard Detail TB-1.

2. Provides options for backfill to allow contractor to select most efficient method based on project. Should the concrete sand slurry be deemed too labor intensive or if the project requires immediate paving, the contractor may elect to backfill the excavation with Class II Aggregate Base. This aggregate base is accepted for structural backfill when processed to 95% compaction. This backfill method is shown as Option B on Standard Detail TB-1. Between Option A and Option B, the Town can expect all trenches to be backfilled to a minimum standard which will reduce the likelihood of failures.
3. Restricts length of time contractor can maintain temporary paving, excepting winter months. Maintenance of temporary pavement is a measure which allows contractors to provide a driving surface on previous excavations while remaining excavations are completed, allowing the contractor to perform final paving at once. However, temporary paving (cold mix asphalt) requires constant inspection and frequent maintenance to maintain roadway safety and drivability. Historically the Town has seen temporary paving maintained for unacceptable periods of time. When temporary paving is maintained for extended periods, trench edges are damaged and can increase the likelihood of roadway failures when final paving is completed. As such, staff is recommending temporary paving only be allowed for a maximum of 30 calendar days from the proposed excavation. A restriction to this provision is temperature requirements for final paving. Typically, hot mix asphalt needs to be paved when the ambient temperature is 50 degrees and rising – a condition which is not feasible for work performed between the months of November and March. Under the proposed detail, contractors will be allowed to maintain temporary paving for periods longer than 30 days during the winter months.
4. Increases minimum utility cover requirements from 30" to 36". The Town's previous details only required a minimum 30" of cover material from the finished pavement grade to the top of the subject utility pipe. This is a substandard requirement, especially for pipes with diameter greater than 12". Future projects may require roadway reconstruction which could potentially decrease the depth of cover. In these cases, utility relocations would be required. It is recommended future pipe installations have a minimum of 36" cover.
5. Increases pavement restoration depth requirements from 3" to 4-6". Previous details allowed for contractors to match existing roadway structure or 3", whichever is greater. Current common practices through the evaluation of other communities and agencies indicate that 3" is not sufficient to prevent paving failures. Staff is recommending the Town incorporate a minimum depth requirement of 4" on most roads and 6" on roads classified as arterials (Skyway, Clark Road, Pearson Rd, etc.). The California Highway Design Manual sets forth requirements for pavement design based on traffic volumes and loads. While the subject road being excavated may not meet these structural values, the increased section at the excavation will extend the life of the roadway surface.
6. Increases pavement restoration width requirements from trench width plus 24" to a minimum 48" section. This proposed change aims to "bridge" over the subject excavation; this is commonly referred to a "T" cut. Staff is recommending the Town require all contractors restore the paving surface a minimum of 48" in any direction. This change impacts pipe installations of 12" diameter or less. Service laterals from utility mainlines will not be permitted to be paved 24-30" wide. The minimum 48" section will allow for better asphalt compaction and reduce future maintenance requirements. Smaller paving areas commonly fail because of high loads at paving edges, while larger areas distribute the load in a more effective manner.

7. Lastly, roads structurally improved within 3-10 years from proposed excavation shall have wider pavement restoration requirements per Detail TB2, typically from edge of pavement to lane line/centerline. Currently the Town of Paradise has a 3-year moratorium for proposed excavations on resurfaced roads. The proposed Detail TB2, would essentially increase the final pavement restoration area noted in Item 6 from 48" to the effective travel lane width, typically 10-12' wide. This is a substantial change which goes beyond preserving the structural integrity of the trench excavation and protects the aesthetics of the roadway.

The proposed standard details have been circulated to all local utility companies for comments. All comments received are included in this report as Exhibit B. Summarized comments and responses are included in this report as Exhibit C.

### **Financial Impact:**

Implementation of these details will have associated cost increases for the Town and utility companies for capital improvements. When the Town hires contractors for utility installations such as storm drain pipe or future sewer pipes, all contractors will be required to comply with the proposed details. Utility companies performing any excavation through an approved encroachment permit will be required to comply with the proposed standard details. Staff has performed engineering estimates for purposes of comparing existing pavement restoration requirements versus proposed requirements.

For small projects, the proposed standard details will have minimal cost increases considering mobilization costs are constant and material quantities will remain low.

For large scale projects, the proposed standard details will increase material quantities, specifically hot mix asphalt concrete. Staff has prepared a brief engineer's estimate for the asphalt concrete which compares existing standards and proposed standards, shown below:

A typical 2,000' lineal foot 8" diameter utility pipe installation on a typical road could cost nearly \$420,000, considering service laterals and other mainline associated items of work.

#### Existing pavement restoration requirements:

- Total trench width	=	44 inches
- Pavement depth req'd	=	3 inches
- Asphalt concrete req'd	=	138 tons
- Estimated cost	=	\$13,800
- Averaged cost per foot	=	\$7 per lineal foot

#### Proposed pavement restoration requirements:

- Total trench width	=	48 inches
- Pavement depth req'd	=	4 inches
- Asphalt concrete req'd	=	198 tons
- Estimated cost	=	\$19,800 (\$30,000 if on arterial)
- Averaged cost per foot	=	\$10 per lineal foot (\$15 per lineal foot if on arterial)



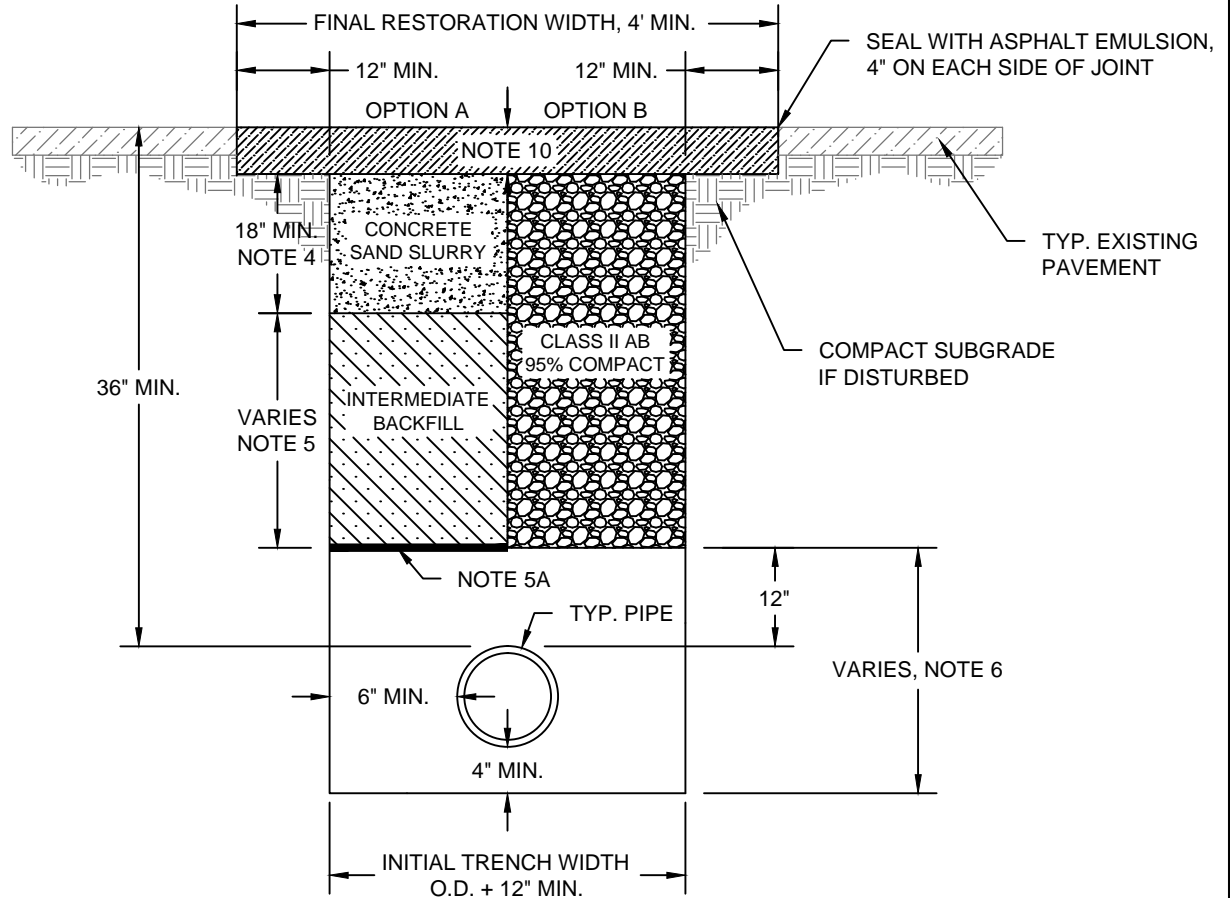
Typical trench restoration costs for agencies which enforce nearly identical standards to our proposed standards have been bid at \$30 per lineal foot. This line item typically encompasses all labor and material costs associated with trench restoration. The Town's current trench restoration detail may bid less than \$25 per lineal foot.

Maintenance savings for the Town are difficult to quantify. However, it is expected that should the proposed standards be implemented, the likelihood of trench and pavement failures will decrease.

**Recommendation:**

Revising the Town's standard details to reflect currently accepted practices is critical to the maintenance of our local roads. These revisions have associated cost increases to the utility owner, including the Town of Paradise. However, by setting a clear and consistent standard for contractors, all Town residents and utility rate-payers will benefit. Most directly, the Town will actively preserve its existing infrastructure while allowing for a more efficient use of valuable road maintenance funds.

# EXHIBIT A



## NOTES

1. ALL WORK SHALL CONFORM TO TOWN OF PARADISE MUNICIPAL CODE CHAPTER 12.14 ENCROACHMENT AND EXCAVATION PERMITS, INCLUDING 3-YEAR MORATORIUM AREAS NOTED IN SECTION 12.14.260.
2. ROADWAYS STRUCTURALLY IMPROVED BETWEEN 3-10 YEARS FROM PROPOSED EXCAVATION SHALL COMPLY WITH STANDARD DETAIL TB-2 FOR FINAL PAVEMENT RESTORATION AREA REQUIREMENTS.
3. CONTRACTOR SHALL BACKFILL ALL TRENCHES PER OPTION A OR OPTION B AS NOTED ON THIS DETAIL. CONTRACTOR SHALL PROVIDE COMPACTION REPORTS FOR BACKFILL AT 50% AND 100% HEIGHT EVERY 200' AS REQUIRED BY TOWN ENGINEER.
4. 24" MINIMUM DEPTH OF TWO SACK CONCRETE SLURRY PER CALTRANS STANDARD SPECIFICATION 19-3.02D.
5. INTERMEDIATE BACKFILL SHALL BE EITHER:
  - A. NATIVE SOIL PROCESSED TO 90% COMPACTION (FILTER FABRIC REQUIRED)
  - B. CLASS II AGGREGATE BASE PROCESSED TO 95% COMPACTION
6. INITIAL BACKFILL SHALL BE EITHER:
  - A.  $\frac{3}{8}$ " CRUSHED ROCK, LESS THAN 10% PASSING NO. 8 SIEVE; 100% PASSING  $\frac{1}{2}$ " SIEVE
  - B. OTHER BACKFILL AS REQUIRED BY UTILITY OWNER
7. EXCAVATION WILL REQUIRE THE REMOVAL OF EXISTING PAVEMENT IN TWO (2) DIFFERENT INTERVALS; FIRST CUT INITIAL TRENCH WIDTH. THEN WHEN TRENCH WORK HAS BEEN COMPLETED, FINAL RESTORATION LIMITS SHALL BE COLD PLANED OR SAWCUT PER WIDTHS SHOWN ABOVE.
8. CONTRACTOR MAY PLACE AND MAINTAIN COMPACTED TEMPORARY PAVEMENT (SC-800 COLD MIX) AS NOTED BELOW:
  - A. APRIL - OCTOBER: 30 CALENDAR DAYS MAXIMUM
  - B. NOVEMBER - MARCH: FINAL PAVING RESTRICTED BY WEATHER, COORDINATE PLAN WITH TOWN ENGINEER.
9. TACK COAT ON ALL VERTICAL PAVEMENT EDGES.
10. ALL FINAL PAVING SHALL BE TYPE A HOT MIX ASPHALT (HMA),  $\frac{1}{2}$ " AGGREGATE. PLACEMENT OF HOT MIX ASPHALT SHALL BE IN ACCORDANCE WITH SECTION 39 OF THE CALTRANS STANDARD SPECIFICATIONS. HMA DEPTH FOR INITIAL TRENCH WIDTH SHALL BE 4" MIN. ON LOCAL ROADS/COLLECTORS AND 6" MIN. ON ARTERIALS AS SHOWN ON CALTRANS CRS MAPS.



## TOWN OF PARADISE PUBLIC WORKS DEPARTMENT

5555 Skyway  
Paradise, California 95969  
Phone: (530) 872-6291 Fax: (530) 8

150

## Standard Detail TB1

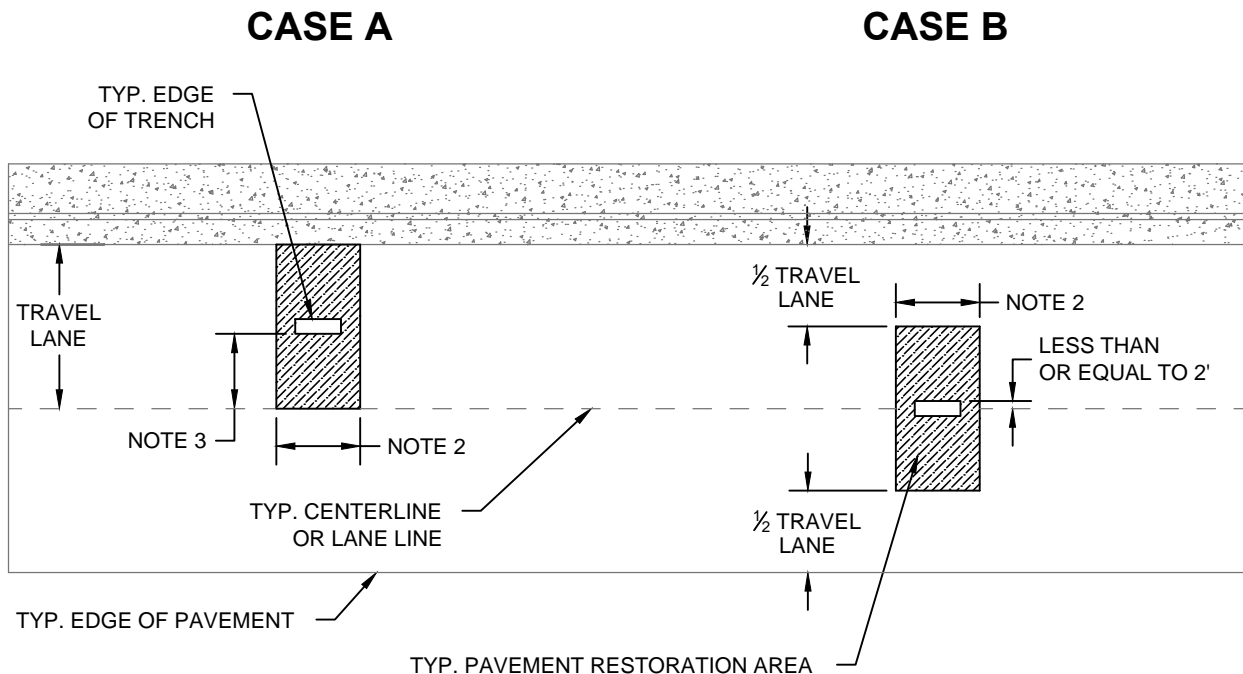
Trench Backfill and Restoration Requirements

Approved

Date

**TYPICAL STREET SECTION**

ROADWAY STRUCTURALLY IMPROVED WITHIN 3-10 YEARS FROM PROPOSED EXCAVATION

DEFINITION:

TRAVEL LANE IS DEFINED AS THE PATH OF TRAVEL FOR VEHICLES, WHICH TYPICALLY EXTENDS FROM CENTERLINE TO EDGE OF PAVEMENT/LIP OF GUTTER. ON-STREET PARKING IS NOT CONSIDERED PART OF TRAVEL LANE. CONFIRM LIMITS WITH TOWN ENGINEER.

**NOTES**

1. TRENCH BACKFILL SHALL COMPLY WITH STANDARD DETAIL TB1.
2. CONTRACTOR SHALL REMOVE AND REPLACE A MINIMUM OF 4' LONGITUDINAL (PARALLEL TO TRAVELED PATH) OR 2' FROM THE EDGE OF THE TRENCH, WHICHEVER IS GREATER.
3. TRAVEL LANE WIDTH SHALL BE REPLACED FOR TRENCHES MORE THAN 2' FROM THE NEAREST LANELINE OR CENTERLINE.
4. MULTIPLE REPAIR LOCATIONS ARE TO BE A MINIMUM 10' APART FROM EDGE OF REPAIR TO EDGE OF REPAIR, IF LESS THAN 10' APART, A CONTINUOUS SECTION SHALL BE REPLACED.
5. ALL REPAIR EDGES SHALL BE NEAT AND PERPENDICULAR OR PARALLEL TO TRAVEL LANES.
6. CONTRACTOR SHALL REMOVE RESTORATION LIMITS BY COLD PLANE/GRIND 1 1/2"-2" SECTION
7. ALL FINAL PAVING SHALL BE TYPE A HOT MIX ASPHALT, 1/2" OR 3/4" AGGREGATE. PLACEMENT OF HOT MIX ASPHALT SHALL BE IN ACCORDANCE WITH SECTION 39 OF THE CALTRANS STANDARD SPECIFICATIONS. REFER TO STANDARD DETAIL TB1 FOR HOT MIX ASPHALT DEPTHS WITHIN TRENCH AREA. PAVEMENT RESTORATION OUTSIDE OF TRENCH SHALL BE COLD PLANED 1 1/2"-2" IN DEPTH.
8. CONTRACTOR SHALL REPLACE ALL OBLITERATED TRAFFIC MARKERS, MARKINGS AND STRIPES AS NECESSARY.


**TOWN OF PARADISE**  
**PUBLIC WORKS DEPARTMENT**

5555 Skyway  
 Paradise, California 95969  
 Phone: (530) 872-6291 Fax: (530) 8

151

**Standard Detail TB2**  
**Modified Pavement Restoration Area**

Approved

Date



## PARADISE IRRIGATION DISTRICT

6332 Clark Road, Paradise CA 95969 | Phone (530)877-4971 | Fax (530)876-0483

November 28, 2012

Mr. Marc Mattox, PE  
Associate Civil Engineer  
Town of Paradise  
5555 Skyway  
Paradise CA, 95969

RE: Trench Backfill & Pavement Restoration Standard Details Comments

Following are the District's comments regarding the proposed Trench Backfill & Pavement Restoration Standards.

In regards to the TB1 detail drawings:

The District maintains a minimum depth of 30 inches from finished pavement to top of utility. The proposed detail would have a minimum depth of 42" if slurry is used. This would add unnecessary construction costs that would have to be borne by the members of the community.

The detail calls for a filter fabric. Filter fabric may be appropriate for earth backfill but for aggregate base it is not necessary. The District utilizes a graded sand to bed and encapsulate the pipe with 12" of cover over the pipe, then aggregate base above. The addition of filter fabric would again be an unnecessary additional cost borne by the members of the community.

In regard to notes on detail TB1:

1. No comment.
2. Since this is to be a standard it would be appropriate to establish how many compaction tests you would want for trench work, then we can comment on that. As to individual leak holes, meter services or hydrant installations, such testing would be impractical.
3. The note calls out a 2 sack concrete sand slurry. This was experimented with about 15 years ago, with the Town's input. Sand slurries can not be readily backfilled and must cure overnight, which is problematic when we are trying to cover the excavation and restore traffic flow at the end of each day. Two sack slurry is much too hard; our experiments proved that 1¼ sack slurry was the most effective. We may need to be able to re-enter the trench at some future time and 2 sack slurry is like a concrete cap. The District has been using approved "popcorn" slurry which is pea gravel and about 1 sack cement to the yard. This is a blend developed by Mathews Ready Mix and approved by CalTrans. We've been using it for years in Paradise. The note also calls for 24" of slurry. The Town standard for popcorn has been 12". Again these are additional costs to be borne by the community.

4. No comment.
5. The District uses a graded sand, not crushed rock, and it has been accepted by the Town for over thirty years.
6. See comments on TB2.
7. THE DISTRICT CANNOT ABIDE BY THIS 30 DAY PERIOD FOR PAVING. We work year round installing pipe, meter services, and fire hydrants and doing leak repairs. HMA is not available most of the winter. This requirement would preclude us from doing any work for 4 to 5 months of the year. The District cannot effectively service this community with such a constraint. It is completely impractical and not acceptable.
8. No comment.
9. No comment.
10. Hot Mix Asphalt depths of 4" and 6" are excessive. The Town road standard has been 2" and 3" for over 30 years. In discussions with Town representatives we explained that it is not our trench restoration that is failing, it is the road sections around our patches which are failing, often due to their lack of substructure. 2" and 3" thick pavement restoration will provide a road surface that is as good as, and often better than, existing Town roads. Doubling the thickness of asphalt will only pass on an extra financial burden to the community.
11. Regardless of the method chosen 2" and 3" asphalt thickness is sufficient.
12. SS1 is an asphalt emulsion; we assume it to be sufficient unless otherwise indicated.

In regard to the TB2 detail drawings:

The definition of travel lane is not consistent with streets that have a parking strip along the curb such as on Skyway or Clark Road or Pearson Road.

Case A (and the language of Detail TB2 - Note 4) requires the replacement of the entire travel lane. The blanket requirement to repave an entire travel lane places an unacceptable financial burden on the community. The drawings for pavement restoration are not necessary if you maintain the current standard of one foot over cut on all pavement work.

In regard to notes on detail TB2:

1. Reference comments on TB1.
2. This adds a level of bureaucracy that is unnecessary. These standards that you are making should be clearly delineating what needs to be done; projects that comply with the standards should not require further project-specific approval. The District has a registered Civil Engineer and can respond to any issues concerning the quality and safety of pavement restoration.
3. This note is unclear. The Town standard has been one foot overcut on trench work and miscellaneous patches. This is effective and it works.
4. This is not acceptable. If you think about it, unless the road is less than 10 feet wide, every trench edge is "greater than 5' from either the lip of gutter, edge of pavement, lane line, or centerline", even if the trench is in the dirt, 20 feet from the edge of the nearest road. One foot over cut on all trench work asphalt restoration is the Town standard and is effective.

5. The wording of this note is unclear. If PID makes a repair in the pavement that is less than 10 feet from a prior repair by PG&E are we required to repave the entire area? When doing service work, crews may have to pothole in several places along the route in order to bore and clear other utilities. If this requirement is in place we would have to pave along the entire bore path due to the potholes, in which case we would just excavate and not bore. This also needlessly increases costs to the community.
6. No comment.
7. Reference comments on TB1.
8. Reference comments on TB1.
9. No comment.

Implementation of the standards for pavement restoration contained in Standard Details TB1 and TB2 (not including the impractical requirement to suspend all operations in Town roads for several months implied by TB-1 Note 7) will have profound cost impacts on District construction and maintenance projects. For a typical pipeline replacement project on a Town road the cost of pavement restoration will increase 6 fold from about \$85,000 per mile to \$508,000 per mile.

The cost of leak repairs, meter installations and fire hydrant work will increase between \$350 to \$500 per job. This will provide an additional impact on the cost of doing business in Paradise.

I hope you find these comments helpful. If you have any questions or would like to discuss this further please contact me.

Sincerely,



George Barber  
District Manager

Town of Paradise  
Proposed Standard Details Summarized Comments and Responses

---

Comment #1 – The proposed detail would require a minimum of 42” depth of cover. This would add unnecessary construction costs that would have to be borne by the members of the community.

Response #1 – Modified drawing to specify minimum depth of cover of 36”. Utilities should be lowered to specified depth to ensure future roadway construction does not require utility relocations.

Comment #2 – The detail calls for a filter fabric for all backfill options. The addition of filter fabric would again be an unnecessary additional cost borne by the members of the community.

Response #2 – Modified drawing to specify filter fabric required only for native backfill.

Comment #3 – Provide specific compaction test requirements.

Response #3 – Incorporated details on compaction test locations and frequency as follows: 50% height and 100% height every 200 lineal feet.

Comment #4 – The proposed detail eliminates the use of “popcorn” slurry. The note also calls for 24” of slurry. The Town standard for “popcorn” has been 12”. This is an unnecessary change.

Response #4 – The Caltrans approved 2 sack concrete sand slurry is new standard for Option A. This mix does require a cure time of 24 hours. After discussions with Mathew’s Ready Mix, “popcorn” slurry has no defensible compressive strength. In addition, the backfill can excavated if needed. If the concrete sand slurry proves too costly or labor intensive for a specific project, the contractor can choose Option B to backfill the trench as necessary.

Comment #5 – Will graded sand be allowed as initial bedding?

Response #5 – Graded sand would be allowed per Note 6B which states the utility owner can propose alternatives to crushed rock.

Comment #6 – The proposed 30 final paving requirement is too restrictive. What will utility companies do during winter months?

Response #6 – Modified provision to allow for excavations made between November-March to have temporary paving longer than 30 days, weather permitting.

Comment #7 – Hot Mix Asphalt depths of 4” and 6” are excessive. Doubling the thickness of asphalt will only pass on an extra financial burden to the community.

Response #7 – Depths of 4” and 6” are not excessive to meet objective of structural integrity of the pavement area. The Town acknowledges many roads have sections less than 3” in thickness, however, increased asphalt depths will provide better section and decrease the likelihood of structural failures of the trench and immediately adjacent to the trench.

Comment #8 – For TB2, the definition of travel lane is not consistent with streets that have a parking strip along the curb such as on Skyway or Clark Road or Pearson Road.

Response #8 – Revised definition accordingly to exclude parking areas.

Comment #9 – Case A requires the replacement of the entire travel lane. The blanket requirement to repave an entire travel lane places an unacceptable financial burden on the community. The drawings for pavement restoration are not necessary if you maintain the current standard of one foot over cut on all pavement work.

Response #9 – Modified detail TB2 to be only required on roads with structural sections which have been improved within 3-10 years of proposed excavation. Roads in good condition require additional pavement restoration to effectively mitigate damages from the proposed excavation, extend the pavement life, and preserve roadway aesthetics.

Comment #10 – Requiring a pavement restoration plan adds a level of bureaucracy that is unnecessary. These standards that you are making should be clearly delineating what needs to be done; projects that comply with the standards should not require further project-specific approval.

Response #10 – This note has been considered and removed. The Town Engineer will request information from the contractor as necessary during the encroachment permit approval process.

Comment #11 – The Town standard has been one foot overcut on trench work and miscellaneous patches. Widening the “T” cut is not necessary.

Response #11 – The 4’ minimum width of the proposed excavation will create a stronger bridge between existing road structure and proposed excavation. Smaller paving areas increases point loads on paving joints, causing more frequent failures.

Comment #12 – The requirement to combine paving sections closer than 10’ from repair edge to repair edge is unnecessary.

Response #12 – The intent is to reduce pavement restoration intervals between the proposed cuts and existing road surface. This requirement will provide a better overall roadway surface. Contractors would not be required to factor in previous project cuts when measuring 10’ between repairs.

Comment #13 – Implementation of these standard details will increase costs to the contractors and will be passed on to the utility rate payers. Initial cost estimates indicate a 6-fold increase in backfill and restoration costs alone.

Response #13 – Staff has significantly revised the details to address comments received. Most notably, the proposed lane-width pavement restoration requirement has been modified to be applicable only on roads which have been structurally improved between 3-10 years from the proposed excavation. In addition, staff has reduced other notable requirements such as minimum depth of concrete sand slurry and filter fabric requirements. An engineer’s estimate has been prepared and included in the staff report which compares the most costly increase, hot mix asphalt. This analysis shows a typical project’s hot mix asphalt costs will increase from \$7/LF to \$10-15/LF. The revisions to these standard details will provide a clear and consistent standard for contractors excavating in the public right-of-way and allow for a more efficient use of road maintenance funds. It is important for these excavations to be restored to the most reasonable standard to minimize future maintenance costs.





**Town of Paradise  
Council Agenda Summary  
Date: December 11, 2012**

**Agenda Item: 7f**

**Originated by:** Charles L. Rough, Jr., Town Manager  
Gina S. Will, Finance Director/Town Treasurer

**Subject:** Town 2012/13 Operating and Capital Budget Status Update

---

**Council Action Requested:**

Approve the following budget adjustments; or,

**Alternatives:**

Refer the matter back to staff for further development and consideration.

**Background:**

During the course of the fiscal year, as part of our financial reporting responsibilities to the Town Council, the Town Manager and Finance director provides the Council with quarterly and mid-year budget reports, and general fund monthly status reports for the Council's review.

In addition, the Town Council receives a proposed annual budget (based on Council goals and objectives) with supporting reports, documents, and analyses, and the annual independent audit report for the previous fiscal year. Furthermore, during any fiscal year, the Town Manager and Finance Director provide the Council with continuous updates and fiscal impact analyses on various aspects of the Town's financial situation.

Starting with this Town Council meeting, we are initiating a complete monthly Operating and Capital Budget Status Report at every regular Council meeting, under Council consideration, to further enhance the Town Council's and general public's understanding of the Town's present and future financial condition, as well as the identification of any trends that might provide a better window into the future.

This budget status report includes those trends that we can identify at this point in the fiscal year, as well as recommended changes and budget adjustments for the current 2012/13 budget.

**Discussion:**

**Fund 1010 – General Fund**

Staff ran and analyzed a General Fund Budget Performance Report to date for the 2012/13 fiscal year in order to review trends or significant swings in revenues and expenses. A copy of this report is attached for review. The following information was derived from this analysis:

2012/13 Operating Budget Status Update  
December 11, 2012

- Staff met with the Butte County Assessor and Auditor-Controller in November 2012 in order to confirm property tax amounts for 2012/13 and in order to begin forming estimates for 2013/14. The Town has 13,624 parcels that are valued by the Assessor's Office each year. 728 of those parcels are commercial and the rest are residential. Further, 3,808 parcels have been devalued which leaves 9,816 parcels eligible for the annual Prop 13 CPI adjustment. This CPI adjustment is usually 2%. It appears at this time, that property values have finally hit bottom. This means that for 2013/14 (which looks at the value of properties as of January 1, 2013) all final negative adjustments should be included and the Town will receive some benefit from the CPI increase. Town staff will confer with the assessor again in April 2013 before 2013/14 budget recommendations are finalized, but at this point it appears that revenues derived from property tax values will at least be flat, and may see a very modest increase.

Following are the estimates received from the Auditor-Controller's office for 2012/13 and how they compare to the Town's current budget estimates. This numbers equate to about a 1.37% decrease in property taxes for 2012/13 as compared to a 2.17% decrease in 2011/12.

	2012/13 Budget	County Auditor- Controller Estimate	Difference	% Difference
Property Taxes – Secured	\$3,954,685	\$3,935,378	\$(19,307)	(0.49%)
Property Taxes – Unsecured	202,640	215,248	12,608	5.86%
Property Tax – Homeowners' Apportionment	70,643	69,436	(1,207)	(1.74%)
Sales Tax In-Lieu Adjustment (Triple Flip)	394,731	403,627	8,896	2.20%
Motor Vehicle License Fee (In-Lieu Adjustment)	1,929,937	1,901,701	(28,236)	(1.48%)
<b>Totals</b>	<b>\$6,552,636</b>	<b>\$6,525,390</b>	<b>\$(27,246)</b>	<b>(0.42%)</b>

- In order to continue funding for the "COPS grant", in 2011/12 the State took away all purely Motor Vehicle License fees (about \$85,000). For the second year, the Town will receive all of its Motor Vehicle License Fees as an in-lieu adjustment through the county. In accordance with the county's current estimates, staff recommends reducing MVIL by \$28,236 to \$1,901,701.
- With sales tax receipts recorded through November 30, 2012 and the triple flip adjustment indicated above, sales taxes are trending higher than budgeted. Staff recommends increasing sales taxes by \$20,553 to \$1,707,999. This represents a 5% increase compared to 2011/12, but still below 2005/06 fiscal year amounts.
- The first quarter receipts of Franchise fees and Transient Occupancy taxes have been recorded and look promising with some modest growth above budgeted levels. With only one quarter recorded however, staff will wait on making a budget adjustment recommendation until more data and receipts become available.

- The Police Department has started issuing some Administrative Citations for various ordinance violations. To date the Town has collected \$3,200 from these citations, and has budgeted \$1,600. Staff recommends another budget adjustment of \$1,600.
- As reported last month, staff disbursed to the County \$92,640 of Low and Moderate Income Housing Funds in accordance with Health and Safety Code 34179.5 and the completed Due Diligence Review. The County, as directed by the State Controller's Office, has recently indicated that the Town will receive \$5,269 as a pass through entity. As staff believes that the statute indicates that local "taxing" entities would share in the disbursement, the Town expected 23,112. The State has determined that \$21,728 should be contributed toward ERAF. As ERAF is not a "taxing" entity, Town staff disagrees with this directive and the Town Attorney is reviewing the government code to see if the Town has grounds to appeal. For now, staff recommends a budget adjustment of \$5,269.
- Finance and Fire Department Staff are keeping a close eye on Fire Department personnel costs between now and the transition to CAL FIRE for fire personnel services. With challenging current staffing levels, Fire Department leadership is carefully balancing the service level needs of the community with the 2012/13 fiscal budget constraints.

Through November 17, 2012, the Fire Department has incurred FLSA/overtime costs of \$241,832. Of that overtime, \$46,794 is from strike team assistance. The department will incur FLSA overtime between now and the CAL FIRE transition date of approximately \$2,440. Thus, currently staff recommends the following additional appropriation for overtime as follows:

<b>\$195,038</b>	FLSA/Overtime	07/01/12 – 11/17/12
<b>46,794</b>	Strike Team Overtime	07/01/12 – 11/17/12
<b>2,440</b>	FLSA	11/17/12 – 12/10/12
<b>\$244,272</b>	Total Overtime	
<b>(121,421)</b>	Less Expected State Reimbursement	
<b>122,851</b>	Net Overtime	
<b>121,421</b>	Budgeted State Reimbursement	
<b>(234,160)</b>	Budgeted Overtime	
<b>\$10,112</b>	Recommended Budget Adjustment	

The CAL FIRE transition date is currently scheduled for December 10, 2012. Staff will complete the financial analysis related to implementation as of that date, and bring forward appropriate budget recommendations.

- As Council approved on November 28, 2012, the Town and the Paradise Police Officer's Association have come to an agreement for the remainder of the 2012/13 fiscal year. The agreed concessions will provide General Fund savings of about \$66,820. Unfortunately, as the agreement didn't provide enough needed savings, Council also approved a police officer layoff which will achieve additional savings of about \$25,944 for the 2012/13 fiscal year.

### **Fund 2030 – Building Safety & Waste Water Services**

Review of the budget performance report for this fund indicates that most accounts are performing according to budget projections. With 42% of the fiscal year completed through November 30, 2012, most revenue accounts are at or above this percentage and most expense accounts are at or below this percentage with expected exceptions.

- Construction Review-Building Permit fees are currently trending about 9% below budget; however, with spring and a busier construction season approaching, staff recommends postponing any adjustment for now.
- The first installment, from the tax roll, of annual onsite operating permit fees and administration citations will be received in early January 2013.
- The fund started the fiscal year with a \$36,204 ending fund balance, so with the budgeted \$7,116 deficit for 2012/13, the fund is expected to end the fiscal year with a \$29,088 fund balance. This represents a reserve of about 4.2%.

### **Fund 2070 – Animal Control**

This continues to be a fund that the Town must find a long term solution for funding and providing services. The fund is not self sustaining and currently is depending on animal control donations to balance. Many revenue accounts are currently trending below budget levels, but with limited staffing, not all activity has been recorded through November 2012. Expenses are also currently trending below budgeted levels.

- The first installment, from the tax roll, of measure N animal control parcel assessments will be received in early January 2013.
- Dog licenses are currently at 31% of budget while at the same time last year they were at 42% of budget. Again, not all activity has yet been recorded, so staff will postpone a recommendation for adjustment.
- The fund started the fiscal year with a negative \$11,668 ending fund balance, so with the budget balanced for 2012/13, the fund is expected to end the fiscal year again with a negative \$11,668 fund balance.
- Staff will do a complete position control and salary and benefit review at mid-year to determine the impact of the recently hired part-time animal control officer.

### **Fund 2120 – State Gas Tax (Street Maintenance)**

The last two years this fund has been self-sustaining without transfers in from the general fund. Between staff layoffs and vacancies, the fund acquired a large ending fund balance last fiscal year. Review of the budget performance report fiscal year to date shows that most accounts are trending at budgeted levels.

- The fund started the fiscal year with a \$358,849 ending fund balance. With new staffing and street maintenance projects budgeted, the fund will use \$124,220 of its ending fund balance to find its equilibrium. The fund is expected to end the fiscal year with a

\$234,629 fund balance which is about an 18% reserve.

- Staff will do a complete position control and salary and benefit review at mid-year to determine the impact of the recently hired associate engineer.

### **Fund 5900 – Transit Fund**

The budget performance report to date for this fund shows that accounts are trending according to budget expectations. The ending fund balance for this fund is made up of left over local transit funds (LTF) and can eventually be used to leverage major street maintenance capital improvement projects. Under the Town's current financial constraints, the Town depends on these reserves for cash flow the first six months of the fiscal year.

- For the current fiscal year, LTF and STA (state transportation act) funds received will be less than the required contribution to Butte County Association of Governments for the B-Line bus transportation service. This trend is expected to continue for the next couple years and will require the Town to use fund reserves.
- The fund started the fiscal year with a \$1,149,672 ending fund balance and expects to end the fiscal year with a \$1,093,456 ending fund balance.

### **Conclusion:**

Following are the recommended General Fund Budget Adjustments

	General Fund (1010)	Amount	Description
Beginning Fund Balance		1,356,937	
2012/13 Budgeted Revenues		9,336,144	
Recommended Adjustments			
1. 00.0000.3110.311		(19,307)	Secured property taxes revised estimate
2. 00.0000.3110.311		5,269	Low and moderate income housing funds pass through
3. 00.0000.3110.312		12,608	Unsecured property taxes revised estimate
4. 00.0000.3130.325		20,553	Sales tax revised estimate
5. 00.0000.3351.001		(1,207)	Homeowner's apportionment revised estimate
6. 00.0000.3356.001		(28,236)	MVIL revised estimate
7. 30.0000.3380.106		1,600	Police issued administrative citations
Adjusted Revenues		9,327,424	
Transfers in From Other Funds		603,209	
Total Resources		9,930,633	
2012/13 Budgeted Expenditures		10,169,285	
Recommended Adjustments			
8. 30.4520 and 4530.5101-5122		(66,820)	POA agreement
9. 30.4520.5101-5122		(25,944)	Police Officer Layoff

2012/13 Operating Budget Status Update  
December 11, 2012

10.	35.4630.5105	10,112	Additional Fire FLSA/Overtime
	Adjusted Expenses	10,086,633	
	General Fund Net Income	(156,000)	
	Projected Ending Fund Balance	1,200,937	

The adopted 2012/13 General Fund deficit started at \$161,176 and increased to \$229,930 as a result of Fire Department overtime. With all the recommended adjustments and spending reductions to date, the deficit is \$156,000. To maintain appropriate reserves and protect the Town's fiscal solvency additional steps are being taken to further reduce this General Fund structural deficit by the end of the 2012/13 fiscal year. Staff will continue to update Council monthly on the progress made in reducing this deficit.

**Fiscal Impact Analysis:**

These current adjustments decrease the General Fund deficit and increase the General Fund reserves by \$73,932.



# Budget Performance Report

Fiscal Year to Date 11/30/12

Exclude Rollup Account

Account	Account Description	Adopted Budget	Budget Amendments	Amended Budget	Current Month Transactions	YTD Encumbrances	YTD Transactions	Budget - YTD Transactions	% used/ Rec'd	Prior Year Total
<b>Fund 1010 - General Fund</b>										
<b>REVENUE</b>										
Department <b>00 - Non Department Activity</b>										
Program <b>0000 - Non Program Activity</b>										
3110.311	Property Tax Current Secured	3,954,685.00	.00	3,954,685.00	.00	.00	.00	3,954,685.00	0	4,016,789.74
3110.312	Property Tax Current Unsecured	202,640.00	.00	202,640.00	.00	.00	198,193.29	4,446.71	98	190,450.90
3110.315	Property Tax Prior Secured/Unsecured	7,344.00	.00	7,344.00	.00	.00	2,678.49	4,665.51	36	9,351.55
3110.320	Property Tax General Supplemental	10,000.00	.00	10,000.00	.00	.00	.00	10,000.00	0	13,700.90
3130.325	General Sales and Use Tax Sales and Use Tax	1,687,446.00	.00	1,687,446.00	122,200.00	.00	332,611.13	1,354,834.87	20	1,633,595.19
3167.330	Real Property Transfer Tax Real Property Transfer Tax	37,351.00	4,301.00	41,652.00	3,581.79	.00	16,789.63	24,862.37	40	36,536.66
3182.335	Franchise Taxes Franchise Taxes	800,353.00	.00	800,353.00	78,479.47	.00	138,979.75	661,373.25	17	790,283.18
3185.340	Transient Occupancy Tax Transient Occupancy Tax	168,341.00	.00	168,341.00	30,246.11	.00	39,612.08	128,728.92	24	171,221.69
3210.110	Business Licenses and Permits Business Regulation	3,000.00	.00	3,000.00	661.00	.00	1,152.00	1,848.00	38	3,099.67
3210.120	Business Licenses and Permits Bingo Regulation	66.00	.00	66.00	.00	.00	16.50	49.50	25	132.00
3345.200	State Revenues - Other Miscellaneous	24,000.00	.00	24,000.00	.00	.00	.00	24,000.00	0	26,222.24
3351.001	Property Tax Homeowners Apportionment	70,643.00	.00	70,643.00	.00	.00	.00	70,643.00	0	71,356.68
3356.001	State Motor Vehicle In Lieu Motor Vehicle In Lieu Tax	1,929,937.00	.00	1,929,937.00	.00	.00	13,699.81	1,916,237.19	1	1,962,652.93
3410.101	Administrative Services General Administrative Fees	.00	.00	.00	3.10	.00	12.40	(12.40)	+++	38.22
3410.104	Administrative Services Returned Check Processing	300.00	.00	300.00	.00	.00	58.00	242.00	19	401.00
3410.107	Administrative Services Electronic Audio Reproduction	10.00	.00	10.00	.00	.00	.00	10.00	0	5.16
3410.112	Administrative Services Printed Material Production/Sale	250.00	.00	250.00	.00	.00	60.00	190.00	24	206.50
3410.113	Administrative Services Document Copying	350.00	.00	350.00	35.00	.00	118.00	232.00	34	379.78
3410.114	Administrative Services Document Certification	100.00	.00	100.00	.00	.00	20.00	80.00	20	122.50
3410.115	Administrative Services Research on Request/Dept Records	550.00	.00	550.00	.00	.00	76.00	474.00	14	684.00
3410.150	Administrative Services Late Fees	.00	.00	.00	(6.00)	.00	(1.50)	1.50	+++	1.50
3610.100	Interest Revenue Investments	13,162.00	.00	13,162.00	.00	.00	1,734.71	11,427.29	13	6,337.50
3610.150	Interest Revenue Interfund Loans	.00	.00	.00	.00	.00	.00	.00	+++	29,870.94
3630.200	Rents and Royalties Billboard Rents and Leases	440.00	.00	440.00	.00	.00	.00	440.00	0	440.00
3901.100	Refunds & Reimbursements Miscellaneous	1,000.00	.00	1,000.00	150.00	.00	364.74	635.26	36	19,340.06
3902.100	Miscellaneous Revenue General	1,000.00	.00	1,000.00	253.07	.00	589.75	410.25	59	9,530.34
3902.110	Miscellaneous Revenue Cash Over and Short	.00	.00	.00	9.25	.00	9.36	(9.36)	+++	(1.79)
3910.030	Transfers In From Development Services Fund	111,415.00	.00	111,415.00	.00	.00	33,432.00	77,983.00	30	88,640.00
3910.070	Transfers In From Animal Control	26,320.00	.00	26,320.00	.00	.00	8,043.00	18,277.00	31	23,394.00
3910.112	Transfers In From Federal CMAQ Fund	12,799.00	.00	12,799.00	.00	.00	2,110.85	10,688.15	16	24,208.11
3910.120	Transfers In From State Gas Tax Fund	124,067.00	.00	124,067.00	.00	.00	38,425.00	85,642.00	31	102,124.00
3910.140	Transfers In From Traffic Safety Fund	30,000.00	.00	30,000.00	.00	.00	10,000.00	20,000.00	33	26,000.00
3910.160	Transfers In From BHS Development Svcs Fund	23,274.00	.00	23,274.00	.00	.00	5,000.00	18,274.00	21	24,444.00
3910.204	Transfers In From State SLESF Grant Fund	50,000.00	.00	50,000.00	.00	.00	16,672.00	33,328.00	33	45,000.00
3910.215	Transfers In From Aband Vehicle Abate Fund	5,000.00	.00	5,000.00	.00	.00	1,238.43	3,761.57	25	3,795.41
3910.308	Transfers In From BHS CDBG 2008 Grant	.00	.00	.00	.00	.00	.00	.00	+++	5,222.05



# Budget Performance Report

Fiscal Year to Date 11/30/12

Exclude Rollup Account

Account	Account Description	Adopted Budget	Budget Amendments	Amended Budget	Current Month Transactions	YTD Encumbrances	YTD Transactions	Budget - YTD Transactions	% used/ Rec'd	Prior Year Total
<b>Fund 1010 - General Fund</b>										
<b>REVENUE</b>										
Department <b>00 - Non Department Activity</b>										
Program <b>0000 - Non Program Activity</b>										
3910.502	Transfers In From Signal Development Fund	.00	.00	.00	.00	.00	.00	.00	+++	9,125.82
3910.503	Transfers In From Drainage Trust	.00	.00	.00	.00	.00	.00	.00	+++	17,755.78
3910.505	Transfers In From Memorial Trailway Fund	.00	.00	.00	.00	.00	.00	.00	+++	2,225.51
3910.510	Transfers In From Impact Fees Road Imp Fund	1,657.00	.00	1,657.00	.00	.00	1,588.06	68.94	96	4,076.67
3910.551	Transfers In From Impact Fees Drainage Fund	.00	.00	.00	.00	.00	.00	.00	+++	20,000.00
3910.807	Transfers In From Dr. Horlic Renovation Donat	.00	.00	.00	.00	.00	.00	.00	+++	21,430.06
3910.900	Transfers In From Transit Fund	3,172.00	.00	3,172.00	.00	.00	1,048.00	2,124.00	33	2,557.00
3910.920	Transfers In From RDA Non Housing Fund	.00	.00	.00	.00	.00	.00	.00	+++	2,624.00
3910.921	Transfers In From RDA Housing Fund	.00	.00	.00	.00	.00	.00	.00	+++	502.00
3910.970	Transfers In From Self Insurance Trust Fund	215,505.00	.00	215,505.00	.00	.00	215,505.00	.00	100	143,646.00
Program <b>0000 - Non Program Activity Totals</b>		\$9,516,177.00	\$4,301.00	\$9,520,478.00	\$235,612.79	\$0.00	\$1,079,836.48	\$8,440,641.52	11%	\$9,559,519.45
Department <b>00 - Non Department Activity Totals</b>		\$9,516,177.00	\$4,301.00	\$9,520,478.00	\$235,612.79	\$0.00	\$1,079,836.48	\$8,440,641.52	11%	\$9,559,519.45
Department <b>25 - Finance</b>										
Program <b>5005 - Rental Properties</b>										
3901.100	Refunds & Reimbursements Miscellaneous	1,840.00	.00	1,840.00	.00	.00	1,074.71	765.29	58	1,553.52
Program <b>5005 - Rental Properties Totals</b>		\$1,840.00	\$0.00	\$1,840.00	\$0.00	\$0.00	\$1,074.71	\$765.29	58%	\$1,553.52
Department <b>25 - Finance Totals</b>		\$1,840.00	\$0.00	\$1,840.00	\$0.00	\$0.00	\$1,074.71	\$765.29	58%	\$1,553.52
Department <b>30 - Police</b>										
Program <b>0000 - Non Program Activity</b>										
3320.100	Federal Revenue - Other Refunds and Reimbursements	500.00	.00	500.00	.00	.00	.00	500.00	0	6,484.20
3345.004	State Revenues - Other POST Reimbursements	19,000.00	.00	19,000.00	.00	.00	11,636.58	7,363.42	61	18,238.70
3345.100	State Revenues - Other Refunds & Reimbursements	24,000.00	.00	24,000.00	.00	.00	11,609.00	12,391.00	48	27,149.83
3380.100	Local Government Revenue Fines and Forfeitures	32,000.00	.00	32,000.00	1,945.01	.00	4,763.88	27,236.12	15	35,338.62
3380.106	Local Government Revenue Administrative Citations Police	.00	1,600.00	1,600.00	1,600.00	.00	3,200.00	(1,600.00)	200	.00
3421.100	Police Vehicle Repossession	200.00	.00	200.00	21.00	.00	63.00	137.00	32	231.00
3421.103	Police Weapons Storage Fee	500.00	.00	500.00	.00	.00	.00	500.00	0	479.00
3421.105	Police Cite Sign Off / VIN Verification	1,800.00	.00	1,800.00	65.00	.00	435.44	1,364.56	24	1,801.00
3421.111	Police Vehicle Impound Fee	2,500.00	.00	2,500.00	.00	.00	672.00	1,828.00	27	2,576.00
3421.115	Police Police Report (Copy)	6,800.00	.00	6,800.00	440.50	.00	2,516.08	4,283.92	37	7,050.00
3421.120	Police Fingerprint Processing	9,000.00	.00	9,000.00	589.00	.00	3,292.72	5,707.28	37	8,699.12
3421.122	Police Visa/Clearance Letter	78.00	.00	78.00	.00	.00	26.00	52.00	33	65.00
3421.128	Police Statutory Registration	840.00	.00	840.00	60.00	.00	150.00	690.00	18	870.00
3421.130	Police Reproduce/Sale of Tapes & Photos	150.00	.00	150.00	13.00	.00	104.00	46.00	69	170.25
3421.140	Police Alarm System Registration	150.00	.00	150.00	.00	.00	89.00	61.00	59	154.00
3421.141	Police False Alarm Response	2,000.00	.00	2,000.00	.00	.00	1,033.14	966.86	52	2,370.56
3421.180	Police Special Services	2,500.00	.00	2,500.00	.00	.00	910.00	1,590.00	36	3,207.00





# Budget Performance Report

Fiscal Year to Date 11/30/12

Exclude Rollup Account

Account	Account Description	Adopted Budget	Budget Amendments	Amended Budget	Current Month Transactions	YTD Encumbrances	YTD Transactions	Budget - YTD Transactions	% used/ Rec'd	Prior Year Total
<b>Fund 1010 - General Fund</b>										
<b>REVENUE</b>										
Department <b>30 - Police</b>										
Program <b>0000 - Non Program Activity</b>										
3421.182	Police Research on Request	15.00	.00	15.00	.00	.00	.00	15.00	0	15.00
3421.185	Police Bicycle License	.00	.00	.00	.00	.00	.00	.00	+++	3.75
3421.187	Police Subpoena Duces Tecum	.00	.00	.00	.00	.00	15.00	(15.00)	+++	180.00
3901.100	Refunds & Reimbursements Miscellaneous	1,000.00	.00	1,000.00	.00	.00	976.39	23.61	98	1,637.55
3901.140	Refunds & Reimbursements Negligence Cost Recovery Fees	1,000.00	.00	1,000.00	.00	.00	.00	1,000.00	0	216.80
3902.100	Miscellaneous Revenue General	.00	.00	.00	.00	.00	.00	.00	+++	16.75
Program <b>0000 - Non Program Activity Totals</b>		\$104,033.00	\$1,600.00	\$105,633.00	\$4,733.51	\$0.00	\$41,492.23	\$64,140.77	39%	\$116,954.13
Department <b>30 - Police Totals</b>		\$104,033.00	\$1,600.00	\$105,633.00	\$4,733.51	\$0.00	\$41,492.23	\$64,140.77	39%	\$116,954.13
Department <b>35 - Fire</b>										
Program <b>0000 - Non Program Activity</b>										
3320.100	Federal Revenue - Other Refunds and Reimbursements	.00	.00	.00	.00	.00	30,975.14	(30,975.14)	+++	.00
3345.100	State Revenues - Other Refunds & Reimbursements	34,000.00	87,421.00	121,421.00	.00	.00	.00	121,421.00	0	5,608.60
3380.103	Local Government Revenue Fines and Citations Fire	4,000.00	.00	4,000.00	1,600.00	.00	1,800.00	2,200.00	45	4,766.53
3410.150	Administrative Services Late Fees	100.00	.00	100.00	.00	.00	9.05	90.95	9	336.20
3422.303	Fire Out Of Hours Burning Response	1,200.00	.00	1,200.00	.00	.00	55.59	1,144.41	5	1,481.02
3422.304	Fire Fuel Reduction Burn Permit	500.00	.00	500.00	68.00	.00	136.00	364.00	27	602.00
3422.310	Fire Report Copying	150.00	.00	150.00	13.00	.00	168.50	(18.50)	112	180.00
3422.315	Fire Residential Burning Regulation	10,000.00	.00	10,000.00	814.00	.00	924.00	9,076.00	9	9,262.00
3422.330	Fire Campfire/Special Activity Permit	100.00	.00	100.00	.00	.00	.00	100.00	0	22.00
3422.335	Fire Land Clearing Fire Regulation	75.00	.00	75.00	.00	.00	.00	75.00	0	75.00
3422.341	Fire Hydrant Flow Review	.00	.00	.00	.00	.00	.00	.00	+++	50.00
3422.344	Fire Negligent/Reckless Cost Recovery	.00	.00	.00	533.63	.00	4,993.34	(4,993.34)	+++	.00
3422.375	Fire Stand By	.00	.00	.00	.00	.00	585.46	(585.46)	+++	.00
3901.100	Refunds & Reimbursements Miscellaneous	500.00	.00	500.00	.00	.00	59.49	440.51	12	.00
3902.100	Miscellaneous Revenue General	.00	.00	.00	.00	.00	.00	.00	+++	150.00
Program <b>0000 - Non Program Activity Totals</b>		\$50,625.00	\$87,421.00	\$138,046.00	\$3,028.63	\$0.00	\$39,706.57	\$98,339.43	29%	\$22,533.35
Department <b>35 - Fire Totals</b>		\$50,625.00	\$87,421.00	\$138,046.00	\$3,028.63	\$0.00	\$39,706.57	\$98,339.43	29%	\$22,533.35
Department <b>40 - Community Development</b>										
Program <b>4720 - CDD Planning</b>										
3380.101	Local Government Revenue Fines and Citations Comm Develop	38,000.00	.00	38,000.00	100.00	.00	935.00	37,065.00	2	37,201.85
3400.104	CDD Planning Tentative Parcel Map	3,300.00	.00	3,300.00	.00	.00	.00	3,300.00	0	1,650.00
3400.107	CDD Planning Major Map Modification Review	.00	.00	.00	.00	.00	.00	.00	+++	680.00
3400.108	CDD Planning Road Name Review	160.00	.00	160.00	.00	.00	178.00	(18.00)	111	.00
3400.111	CDD Planning Landscape Plan	500.00	.00	500.00	.00	.00	.00	500.00	0	864.00
3400.123	CDD Planning Tree Pres/Protect Plan Review	.00	.00	.00	.00	.00	.00	.00	+++	285.00
3400.130	CDD Planning General Plan Amend and Rezoning	3,000.00	.00	3,000.00	.00	.00	.00	3,000.00	0	4,500.00



# Budget Performance Report

Fiscal Year to Date 11/30/12

Exclude Rollup Account

Account	Account Description	Adopted Budget	Budget Amendments	Amended Budget	Current Month Transactions	YTD Encumbrances	YTD Transactions	Budget - YTD Transactions	% used/ Rec'd	Prior Year Total
<b>Fund 1010 - General Fund</b>										
<b>REVENUE</b>										
Department <b>40 - Community Development</b>										
Program <b>4720 - CDD Planning</b>										
3400.147	CDD Planning Remote (Offsite) Parking Review	.00	.00	.00	.00	.00	95.00	(95.00)	+++	.00
3400.149	CDD Planning DIF Adjust/Waiver Application	.00	.00	.00	.00	.00	127.00	(127.00)	+++	127.00
3400.171	CDD Planning Use Permit Class B	952.00	.00	952.00	.00	.00	952.00	.00	100	1,904.00
3400.173	CDD Planning Temporary Use Permit	328.00	.00	328.00	.00	.00	.00	328.00	0	412.00
3400.174	CDD Planning Administrative Permit	3,000.00	.00	3,000.00	233.00	.00	1,378.00	1,622.00	46	2,150.00
3400.176	CDD Planning Home Occupation Permit	.00	.00	.00	.00	.00	215.00	(215.00)	+++	215.00
3400.178	CDD Planning Site Plan/Use Permit Mod Class B	476.00	.00	476.00	.00	.00	.00	476.00	0	2,380.00
3400.184	CDD Planning Site Plan Review Class A	.00	.00	.00	.00	.00	510.00	(510.00)	+++	.00
3400.195	CDD Planning Public Convenience/Necessity	88.00	.00	88.00	.00	.00	.00	88.00	0	88.00
3400.200	CDD Planning Tree Felling Permit	17,500.00	.00	17,500.00	864.00	.00	9,389.00	8,111.00	54	18,960.76
3901.100	Refunds & Reimbursements Miscellaneous	.00	.00	.00	.00	.00	.00	.00	+++	346.16
3902.100	Miscellaneous Revenue General	.00	.00	.00	.00	.00	108.92	(108.92)	+++	.00
Program <b>4720 - CDD Planning Totals</b>		\$67,304.00	\$0.00	\$67,304.00	\$1,197.00	\$0.00	\$13,887.92	\$53,416.08	21%	\$71,763.77
Program <b>4780 - CDD - Waste Management</b>										
3182.335	Franchise Taxes Franchise Taxes	35,904.00	.00	35,904.00	.00	.00	9,040.27	26,863.73	25	35,018.98
3345.200	State Revenues - Other Miscellaneous	4,500.00	.00	4,500.00	.00	.00	.00	4,500.00	0	7,376.00
3380.104	Local Government Revenue Fines and Citations Waste Mgmt	18,000.00	.00	18,000.00	.00	.00	2,678.00	15,322.00	15	18,564.88
Program <b>4780 - CDD - Waste Management Totals</b>		\$58,404.00	\$0.00	\$58,404.00	\$0.00	\$0.00	\$11,718.27	\$46,685.73	20%	\$60,959.86
Department <b>40 - Community Development Totals</b>		\$125,708.00	\$0.00	\$125,708.00	\$1,197.00	\$0.00	\$25,606.19	\$100,101.81	20%	\$132,723.63
Department <b>45 - Public Works</b>										
Program <b>4740 - Public Works - Engineering</b>										
3402.201	PW Engineering Final Parcel Map	3,000.00	.00	3,000.00	.00	.00	680.00	2,320.00	23	1,360.00
3402.220	PW Engineering Land Divisn/Pvt Develop Projects	22,000.00	.00	22,000.00	.00	.00	3,517.60	18,482.40	16	31,544.44
3402.221	PW Engineering Prepare/Record Covnant Agreement	1.00	.00	1.00	.00	.00	.00	1.00	0	1.00
3402.222	PW Engineering Improvement Agreement Review	.00	.00	.00	.00	.00	260.00	(260.00)	+++	.00
3402.223	PW Engineering Engineering Site Plan	500.00	.00	500.00	.00	.00	576.00	(76.00)	115	.00
3402.224	PW Engineering Grading Check/Inspection	2,000.00	.00	2,000.00	.00	.00	695.98	1,304.02	35	2,131.50
3402.225	PW Engineering Cert of Correct w/out Hearing	200.00	.00	200.00	.00	.00	.00	200.00	0	.00
3402.227	PW Engineering Lot Merger Review	247.00	.00	247.00	.00	.00	247.00	.00	100	247.00
3402.228	PW Engineering Lot Line Adjustment	1,500.00	.00	1,500.00	.00	.00	.00	1,500.00	0	1,361.90
3402.229	PW Engineering Cert of Compliance Review w/Hear	.00	.00	.00	.00	.00	.00	.00	+++	443.00
3402.230	PW Engineering Engineer Drain Plan/Calc Review	4,000.00	.00	4,000.00	.00	.00	2,175.90	1,824.10	54	12,683.88
3402.232	PW Engineering Erosion Control Plan Review	200.00	.00	200.00	.00	.00	433.00	(233.00)	216	864.00
3402.250	PW Engineering Oversized Vehicle Regulation	500.00	.00	500.00	.00	.00	390.50	109.50	78	568.00
3402.270	PW Engineering Encroachment Permit Fees	11,000.00	.00	11,000.00	1,096.61	.00	2,511.61	8,488.39	23	20,991.73
3901.140	Refunds & Reimbursements Negligence Cost Recovery Fees	.00	.00	.00	.00	.00	.00	.00	+++	100.00



# Budget Performance Report

Fiscal Year to Date 11/30/12

Exclude Rollup Account

Account	Account Description	Adopted Budget	Budget Amendments	Amended Budget	Current Month Transactions	YTD Encumbrances	YTD Transactions	Budget - YTD Transactions	% used/ Rec'd	Prior Year Total
<b>Fund 1010 - General Fund</b>										
<b>REVENUE</b>										
Department <b>45 - Public Works</b>										
Program <b>4740 - Public Works - Engineering</b> Totals		\$45,148.00	\$0.00	\$45,148.00	\$1,096.61	\$0.00	\$11,487.59	\$33,660.41	25%	\$72,296.45
Program <b>4745 - Paradise Community Park</b>										
3470.251	Parks & Recreation Space Rental	2,500.00	.00	2,500.00	.00	.00	2,460.96	39.04	98	1,460.00
3470.258	Parks & Recreation Miscellaneous	.00	.00	.00	.00	.00	.00	.00	+++	1,110.00
3470.259	Parks & Recreation Donations	.00	.00	.00	.00	.00	1,300.00	(1,300.00)	+++	.00
Program <b>4745 - Paradise Community Park</b> Totals		\$2,500.00	\$0.00	\$2,500.00	\$0.00	\$0.00	\$3,760.96	(\$1,260.96)	150%	\$2,570.00
Department <b>45 - Public Works</b> Totals		\$47,648.00	\$0.00	\$47,648.00	\$1,096.61	\$0.00	\$15,248.55	\$32,399.45	32%	\$74,866.45
<b>REVENUE TOTALS</b>		\$9,846,031.00	\$93,322.00	\$9,939,353.00	\$245,668.54	\$0.00	\$1,202,964.73	\$8,736,388.27	12%	\$9,908,150.53
<b>EXPENSE</b>										
Department <b>00 - Non Department Activity</b>										
Program <b>0000 - Non Program Activity</b>										
5225	Bank Fees and Charges	10,500.00	.00	10,500.00	.00	.00	5,002.77	5,497.23	48	9,885.01
5280.100	Bad Debt Write Off Expense	500.00	.00	500.00	146.00	.00	146.00	354.00	29	49.00
5501	Debt Service Payment - Principal	609,441.00	.00	609,441.00	.00	.00	.00	609,441.00	0	623,643.30
5502	Debt Service Payment - Interest	225,559.00	.00	225,559.00	.00	.00	.00	225,559.00	0	186,356.70
5502.150	Debt Service Payment - Interest Interfund Loans	5,606.00	.00	5,606.00	.00	.00	640.71	4,965.29	11	8,122.83
5502.201	Debt Service Payment - Interest Tax Anticipation Notes	25,991.00	.00	25,991.00	.00	.00	.00	25,991.00	0	51,558.33
5510.201	Bond Payments - Issuance Costs Tax Anticipation Notes	8,150.00	.00	8,150.00	.00	.00	7,250.00	900.00	89	8,150.00
Program <b>0000 - Non Program Activity</b> Totals		\$885,747.00	\$0.00	\$885,747.00	\$146.00	\$0.00	\$13,039.48	\$872,707.52	1%	\$887,765.17
Department <b>00 - Non Department Activity</b> Totals		\$885,747.00	\$0.00	\$885,747.00	\$146.00	\$0.00	\$13,039.48	\$872,707.52	1%	\$887,765.17
Department <b>10 - Legislative</b>										
Program <b>4000 - Town Council</b>										
5101	Salaries - Permanent	16,920.00	.00	16,920.00	1,410.00	.00	7,050.00	9,870.00	42	16,920.00
5107	Car Allowance/Mileage	5,400.00	.00	5,400.00	450.00	.00	2,250.00	3,150.00	42	5,400.00
5111	Medicare	324.00	.00	324.00	28.30	.00	141.25	182.75	44	339.60
5112.102	Retirement Contribution Social Security	1,384.00	.00	1,384.00	120.90	.00	604.50	779.50	44	1,450.80
5113	Worker's Compensation	179.00	.00	179.00	.00	.00	89.50	89.50	50	141.44
5202.100	Operating Supplies General	345.00	.00	345.00	.00	.00	46.95	298.05	14	107.25
5220.100	Employee Development General	12,000.00	.00	12,000.00	.00	.00	1,280.00	10,720.00	11	10,710.63
Program <b>4000 - Town Council</b> Totals		\$36,552.00	\$0.00	\$36,552.00	\$2,009.20	\$0.00	\$11,462.20	\$25,089.80	31%	\$35,069.72
Department <b>10 - Legislative</b> Totals		\$36,552.00	\$0.00	\$36,552.00	\$2,009.20	\$0.00	\$11,462.20	\$25,089.80	31%	\$35,069.72
Department <b>15 - Town Clerk</b>										
Program <b>4100 - Town Clerk</b>										
5101	Salaries - Permanent	157,366.00	.00	157,366.00	11,935.17	.00	59,195.82	98,170.18	38	153,716.44
5103.102	Differential Pay Out of Class	.00	.00	.00	60.12	.00	150.30	(150.30)	+++	.00
5106.100	Incentives & Admin Leave Administrative Leave	8,179.00	.00	8,179.00	.00	.00	.00	8,179.00	0	7,898.88
5107	Car Allowance/Mileage	2,400.00	.00	2,400.00	200.00	.00	1,000.00	1,400.00	42	3,692.00



# Budget Performance Report

Fiscal Year to Date 11/30/12

Exclude Rollup Account

Account	Account Description	Adopted Budget	Budget Amendments	Amended Budget	Current Month Transactions	YTD Encumbrances	YTD Transactions	Budget - YTD Transactions	% used/ Rec'd	Prior Year Total
<b>Fund 1010 - General Fund</b>										
<b>EXPENSE</b>										
Department <b>15 - Town Clerk</b>										
Program <b>4100 - Town Clerk</b>										
5111	Medicare	2,435.00	.00	2,435.00	167.92	.00	834.88	1,600.12	34	2,293.36
5112.101	Retirement Contribution PERS	19,361.00	.00	19,361.00	1,477.27	.00	7,317.03	12,043.97	38	18,542.90
5113	Worker's Compensation	1,665.00	.00	1,665.00	.00	.00	832.50	832.50	50	1,220.80
5114.101	Health Insurance Medical	18,891.00	.00	18,891.00	1,301.20	.00	6,504.44	12,386.56	34	18,832.46
5114.102	Health Insurance Dental	.00	.00	.00	234.56	.00	1,172.80	(1,172.80)	+++	.00
5114.103	Health Insurance Vision	.00	.00	.00	23.94	.00	119.70	(119.70)	+++	.00
5115	Unemployment Compensation	1,007.00	.00	1,007.00	74.12	.00	932.46	74.54	93	2,871.00
5116.101	Life and Disability Insurance Life & Disab.	1,405.00	.00	1,405.00	47.50	.00	237.50	1,167.50	17	1,402.88
5116.102	Life and Disability Insurance Long Term/Short Term Disability	.00	.00	.00	73.04	.00	358.48	(358.48)	+++	.00
5119.100	Retiree Costs Medical Insurance	23,543.00	.00	23,543.00	1,918.16	.00	9,591.72	13,951.28	41	22,191.10
5122	Accrual Bank Payoff	.00	.00	.00	.00	.00	.00	.00	+++	173.55
5201.100	Office Supplies General	635.00	.00	635.00	.00	.00	95.28	539.72	15	81.51
5202.100	Operating Supplies General	775.00	.00	775.00	.00	.00	.00	775.00	0	(248.99)
5204	Subscriptions and Code Books	1,525.00	.00	1,525.00	.00	.00	366.79	1,158.21	24	1,766.95
5210.100	Postage General	.00	.00	.00	.00	.00	66.00	(66.00)	+++	140.88
5213.100	Professional/Contract Services General	9,702.00	(315.00)	9,387.00	530.01	.00	3,721.32	5,665.68	40	5,619.34
5214.100	Repair and Maint Service General	.00	315.00	315.00	.00	.00	315.15	(.15)	100	.00
5218.100	Advertising General	3,000.00	.00	3,000.00	.00	.00	657.86	2,342.14	22	943.51
5220.100	Employee Development General	1,280.00	.00	1,280.00	30.00	.00	30.00	1,250.00	2	1,480.00
5221	Election-County Services	35,000.00	.00	35,000.00	.00	.00	.00	35,000.00	0	.00
5501	Debt Service Payment - Principal	194.00	.00	194.00	.00	.00	97.00	97.00	50	194.00
Program <b>4100 - Town Clerk Totals</b>		<b>\$288,363.00</b>	<b>\$0.00</b>	<b>\$288,363.00</b>	<b>\$18,073.01</b>	<b>\$0.00</b>	<b>\$93,597.03</b>	<b>\$194,765.97</b>	<b>32%</b>	<b>\$242,812.57</b>
Department <b>15 - Town Clerk Totals</b>		<b>\$288,363.00</b>	<b>\$0.00</b>	<b>\$288,363.00</b>	<b>\$18,073.01</b>	<b>\$0.00</b>	<b>\$93,597.03</b>	<b>\$194,765.97</b>	<b>32%</b>	<b>\$242,812.57</b>
Department <b>20 - Administrative Services</b>										
Program <b>4200 - Town Manager</b>										
5101	Salaries - Permanent	75,935.00	2,868.00	78,803.00	2,897.98	.00	15,600.05	63,202.95	20	99,127.52
5102	Salaries - Temporary	.00	.00	.00	6,982.50	.00	34,520.50	(34,520.50)	+++	42,089.85
5106.100	Incentives & Admin Leave Administrative Leave	482.00	.00	482.00	.00	.00	.00	482.00	0	.00
5107	Car Allowance/Mileage	168.00	.00	168.00	14.00	.00	70.00	98.00	42	84.00
5111	Medicare	1,561.00	49.00	1,610.00	130.67	.00	665.94	944.06	41	1,972.55
5112.101	Retirement Contribution PERS	3,258.00	265.00	3,523.00	343.36	.00	1,716.80	1,806.20	49	10,630.05
5113	Worker's Compensation	244.00	.00	244.00	.00	.00	122.00	122.00	50	1,472.60
5114.101	Health Insurance Medical	7,319.00	825.00	8,144.00	705.63	.00	3,511.62	4,632.38	43	14,913.76
5114.102	Health Insurance Dental	.00	.00	.00	79.64	.00	394.15	(394.15)	+++	.00
5114.103	Health Insurance Vision	.00	.00	.00	8.66	.00	43.12	(43.12)	+++	.00
5115	Unemployment Compensation	.00	.00	.00	61.31	.00	702.94	(702.94)	+++	.00



# Budget Performance Report

Fiscal Year to Date 11/30/12

Exclude Rollup Account

Account	Account Description	Adopted Budget	Budget Amendments	Amended Budget	Current Month Transactions	YTD Encumbrances	YTD Transactions	Budget - YTD Transactions	% used/ Rec'd	Prior Year Total
<b>Fund 1010 - General Fund</b>										
<b>EXPENSE</b>										
Department <b>20 - Administrative Services</b>										
Program <b>4200 - Town Manager</b>										
5116.101	Life and Disability Insurance Life & Disab.	318.00	3.00	321.00	13.40	.00	66.00	255.00	21	666.18
5116.102	Life and Disability Insurance Long Term/Short Term Disability	.00	.00	.00	20.17	.00	98.86	(98.86)	+++	.00
5119.100	Retiree Costs Medical Insurance	37,375.00	.00	37,375.00	2,501.96	.00	12,509.80	24,865.20	33	23,868.48
5122	Accrual Bank Payoff	39,629.00	.00	39,629.00	.00	.00	.00	39,629.00	0	.00
5201.100	Office Supplies General	450.00	.00	450.00	.00	.00	3.24	446.76	1	544.85
5202.100	Operating Supplies General	350.00	.00	350.00	.00	.00	.00	350.00	0	43.92
5210.100	Postage General	50.00	.00	50.00	.00	.00	2.20	47.80	4	27.97
5213.100	Professional/Contract Services General	5,000.00	.00	5,000.00	.00	.00	.00	5,000.00	0	.00
5214.100	Repair and Maint Service General	130.00	.00	130.00	.00	.00	500.00	(370.00)	385	130.00
5218.100	Advertising General	500.00	.00	500.00	.00	.00	.00	500.00	0	.00
5220.100	Employee Development General	160.00	.00	160.00	.00	.00	.00	160.00	0	.00
5223.105	Meals and Refreshments Emergencies and Meetings	75.00	.00	75.00	.00	.00	.00	75.00	0	78.58
5260	Miscellaneous	.00	.00	.00	.00	.00	.00	.00	+++	87.12
5304	Furniture & Equipment	.00	.00	.00	.00	.00	.00	.00	+++	643.49
5501	Debt Service Payment - Principal	194.00	.00	194.00	.00	.00	97.00	97.00	50	194.00
Program <b>4200 - Town Manager Totals</b>		\$173,198.00	\$4,010.00	\$177,208.00	\$13,759.28	\$0.00	\$70,624.22	\$106,583.78	40%	\$196,574.92
Program <b>4201 - Central Services</b>										
5101	Salaries - Permanent	121,077.00	.00	121,077.00	9,073.76	.00	45,368.83	75,708.17	37	119,224.17
5106.100	Incentives & Admin Leave Administrative Leave	3,764.00	.00	3,764.00	.00	.00	.00	3,764.00	0	3,573.68
5111	Medicare	1,810.00	.00	1,810.00	126.37	.00	633.46	1,176.54	35	1,760.15
5112.101	Retirement Contribution PERS	13,327.00	.00	13,327.00	999.20	.00	4,994.23	8,332.77	37	12,283.25
5113	Worker's Compensation	1,281.00	.00	1,281.00	.00	.00	640.50	640.50	50	1,353.20
5114.101	Health Insurance Medical	13,555.00	.00	13,555.00	1,301.09	.00	6,282.29	7,272.71	46	14,304.57
5114.102	Health Insurance Dental	.00	.00	.00	238.52	.00	1,192.90	(1,192.90)	+++	.00
5114.103	Health Insurance Vision	.00	.00	.00	15.12	.00	77.91	(77.91)	+++	.00
5115	Unemployment Compensation	.00	.00	.00	55.77	.00	709.84	(709.84)	+++	.00
5116.101	Life and Disability Insurance Life & Disab.	1,137.00	.00	1,137.00	38.00	.00	189.81	947.19	17	1,115.34
5116.102	Life and Disability Insurance Long Term/Short Term Disability	.00	.00	.00	55.61	.00	278.49	(278.49)	+++	.00
5122	Accrual Bank Payoff	.00	.00	.00	.00	.00	.00	.00	+++	1,904.20
5199.199	Other Fund Support IT-Serv from Tech Fee	(51,000.00)	.00	(51,000.00)	.00	.00	(17,000.00)	(34,000.00)	33	(51,000.00)
5201.100	Office Supplies General	100.00	.00	100.00	.00	.00	(17.08)	117.08	-17	1,397.76
5202.100	Operating Supplies General	14,200.00	.00	14,200.00	580.78	.00	11,631.20	2,568.80	82	8,537.00
5203.100	Repairs and Maint Supplies General	900.00	.00	900.00	.00	.00	350.52	549.48	39	302.01
5209.101	Auto Fuel Expense Town Vehicles	305.00	.00	305.00	.00	.00	37.03	267.97	12	288.92
5209.105	Auto Fuel Expense Employee Personal Vehicle Use	.00	.00	.00	.00	.00	96.91	(96.91)	+++	.00
5210.100	Postage General	150.00	.00	150.00	.00	.00	.00	150.00	0	.00



# Budget Performance Report

Fiscal Year to Date 11/30/12

Exclude Rollup Account

Account	Account Description	Adopted Budget	Budget Amendments	Amended Budget	Current Month Transactions	YTD Encumbrances	YTD Transactions	Budget - YTD Transactions	% used/ Rec'd	Prior Year Total
<b>Fund 1010 - General Fund</b>										
<b>EXPENSE</b>										
Department <b>20 - Administrative Services</b>										
Program <b>4201 - Central Services</b>										
5211.135	Utilities Water and Sewer	725.00	.00	725.00	.00	.00	220.54	504.46	30	713.52
5211.137	Utilities Electric and Gas	21,000.00	.00	21,000.00	.00	.00	8,479.07	12,520.93	40	21,259.23
5212.100	Insurance General	175,123.00	.00	175,123.00	.00	.00	174,852.88	270.12	100	167,651.59
5213.100	Professional/Contract Services General	43,780.00	.00	43,780.00	.00	.00	10,204.80	33,575.20	23	42,364.09
5214.100	Repair and Maint Service General	67,230.00	.00	67,230.00	652.19	.00	52,734.78	14,495.22	78	63,920.73
5215.100	Rents and Leases Miscellaneous	1,429.00	.00	1,429.00	117.98	.00	492.56	936.44	34	1,556.75
5215.106	Rents and Leases Copiers	5,122.00	.00	5,122.00	426.86	.00	2,134.30	2,987.70	42	5,093.46
5216.100	Communications General Services	33,468.00	.00	33,468.00	432.70	.00	10,323.62	23,144.38	31	29,925.98
5218.100	Advertising General	.00	.00	.00	.00	.00	.00	.00	+++	177.15
5219.100	Printing General	2,000.00	.00	2,000.00	.00	.00	.00	2,000.00	0	2,002.65
5220.100	Employee Development General	1,000.00	.00	1,000.00	.00	.00	.00	1,000.00	0	1,295.00
5225	Bank Fees and Charges	105.00	.00	105.00	.00	.00	.00	105.00	0	105.44
5260	Miscellaneous	23,050.00	.00	23,050.00	.00	.00	22,978.84	71.16	100	21,144.83
5304	Furniture & Equipment	6,575.00	.00	6,575.00	.00	.00	7,698.19	(1,123.19)	117	14,668.26
5500	Bond Payments - Fiscal Agent	2,500.00	.00	2,500.00	.00	.00	.00	2,500.00	0	2,500.00
5501	Debt Service Payment - Principal	12,427.00	.00	12,427.00	.00	.00	5,116.36	7,310.64	41	16,238.91
5510	Bond Payments - Issuance Costs	2,000.00	.00	2,000.00	.00	.00	.00	2,000.00	0	1,926.19
Program <b>4201 - Central Services Totals</b>		\$518,140.00	\$0.00	\$518,140.00	\$14,113.95	\$0.00	\$350,702.78	\$167,437.22	68%	\$507,588.03
Program <b>4203 - HR and Risk Management</b>										
5101	Salaries - Permanent	35,526.00	(1,613.00)	33,913.00	3,005.12	.00	15,079.95	18,833.05	44	46,272.86
5105	Salaries - Overtime/FLSA	.00	.00	.00	.00	.00	.00	.00	+++	49.22
5111	Medicare	515.00	(23.00)	492.00	46.53	.00	235.18	256.82	48	634.69
5112.101	Retirement Contribution PERS	3,859.00	(126.00)	3,733.00	330.77	.00	1,659.82	2,073.18	44	4,759.73
5113	Worker's Compensation	359.00	.00	359.00	.00	.00	179.50	179.50	50	366.16
5114.101	Health Insurance Medical	8,407.00	(761.00)	7,646.00	529.16	.00	2,645.80	5,000.20	35	18,300.41
5114.102	Health Insurance Dental	.00	.00	.00	23.84	.00	119.21	(119.21)	+++	.00
5114.103	Health Insurance Vision	.00	.00	.00	2.78	.00	13.90	(13.90)	+++	.00
5115	Unemployment Compensation	.00	.00	.00	20.54	.00	247.56	(247.56)	+++	.00
5116.101	Life and Disability Insurance Life & Disab.	559.00	(33.00)	526.00	17.10	.00	88.35	437.65	17	557.33
5116.102	Life and Disability Insurance Long Term/Short Term Disability	.00	.00	.00	20.02	.00	107.13	(107.13)	+++	.00
5119.120	Retiree Costs PERS 1959 Survivor Benefits	2,200.00	.00	2,200.00	.00	.00	.00	2,200.00	0	2,480.40
5201.100	Office Supplies General	380.00	.00	380.00	.00	.00	.00	380.00	0	320.85
5202.100	Operating Supplies General	350.00	.00	350.00	.00	.00	101.88	248.12	29	363.71
5204	Subscriptions and Code Books	75.00	.00	75.00	.00	.00	.00	75.00	0	64.35
5210.100	Postage General	100.00	.00	100.00	.00	.00	4.50	95.50	4	121.49
5213.100	Professional/Contract Services General	2,700.00	.00	2,700.00	.00	.00	638.82	2,061.18	24	2,905.00



# Budget Performance Report

Fiscal Year to Date 11/30/12

Exclude Rollup Account

Account	Account Description	Adopted Budget	Budget Amendments	Amended Budget	Current Month Transactions	YTD Encumbrances	YTD Transactions	Budget - YTD Transactions	% used/ Rec'd	Prior Year Total
<b>Fund 1010 - General Fund</b>										
<b>EXPENSE</b>										
Department <b>20 - Administrative Services</b>										
Program <b>4203 - HR and Risk Management</b>										
5219.100	Printing General	100.00	.00	100.00	.00	.00	.00	100.00	0	.00
5220.100	Employee Development General	800.00	.00	800.00	.00	.00	675.00	125.00	84	.00
5223.105	Meals and Refreshments Emergencies and Meetings	75.00	.00	75.00	.00	.00	33.62	41.38	45	75.00
Program <b>4203 - HR and Risk Management Totals</b>		\$56,005.00	(\$2,556.00)	\$53,449.00	\$3,995.86	\$0.00	\$21,830.22	\$31,618.78	41%	\$77,271.20
Program <b>4300 - Legal Services</b>										
5210.100	Postage General	10.00	.00	10.00	.00	.00	1.35	8.65	14	.44
5213.100	Professional/Contract Services General	163,800.00	.00	163,800.00	3,760.00	.00	62,048.21	101,751.79	38	165,408.50
Program <b>4300 - Legal Services Totals</b>		\$163,810.00	\$0.00	\$163,810.00	\$3,760.00	\$0.00	\$62,049.56	\$101,760.44	38%	\$165,408.94
Department <b>20 - Administrative Services Totals</b>		\$911,153.00	\$1,454.00	\$912,607.00	\$35,629.09	\$0.00	\$505,206.78	\$407,400.22	55%	\$946,843.09
Department <b>25 - Finance</b>										
Program <b>4400 - Finance</b>										
5101	Salaries - Permanent	142,225.00	.00	142,225.00	10,779.91	.00	53,843.89	88,381.11	38	145,778.41
5106.100	Incentives & Admin Leave Administrative Leave	7,296.00	.00	7,296.00	.00	.00	.00	7,296.00	0	7,242.90
5107	Car Allowance/Mileage	2,160.00	.00	2,160.00	180.00	.00	900.00	1,260.00	42	3,159.22
5111	Medicare	2,199.00	.00	2,199.00	150.46	.00	754.16	1,444.84	34	2,128.48
5112.101	Retirement Contribution PERS	19,066.00	.00	19,066.00	1,448.84	.00	7,238.26	11,827.74	38	19,677.69
5113	Worker's Compensation	1,543.00	.00	1,543.00	.00	.00	771.50	771.50	50	1,348.20
5114.101	Health Insurance Medical	23,654.00	.00	23,654.00	1,374.83	.00	6,749.05	16,904.95	29	24,725.88
5114.102	Health Insurance Dental	.00	.00	.00	202.75	.00	1,013.74	(1,013.74)	+++	.00
5114.103	Health Insurance Vision	.00	.00	.00	16.42	.00	86.58	(86.58)	+++	.00
5115	Unemployment Compensation	907.00	.00	907.00	66.40	.00	841.57	65.43	93	6,022.00
5116.101	Life and Disability Insurance Life & Disab.	1,247.00	.00	1,247.00	41.41	.00	207.13	1,039.87	17	1,285.67
5116.102	Life and Disability Insurance Long Term/Short Term Disability	.00	.00	.00	64.43	.00	321.96	(321.96)	+++	.00
5119.100	Retiree Costs Medical Insurance	9,778.00	.00	9,778.00	797.84	.00	3,989.20	5,788.80	41	9,449.72
5122	Accrual Bank Payoff	.00	.00	.00	.00	.00	.00	.00	+++	308.30
5201.100	Office Supplies General	250.00	.00	250.00	.00	.00	7.49	242.51	3	197.51
5202.100	Operating Supplies General	400.00	.00	400.00	.00	.00	198.79	201.21	50	324.14
5203.100	Repairs and Maint Supplies General	50.00	.00	50.00	.00	.00	.00	50.00	0	.00
5210.100	Postage General	1,800.00	.00	1,800.00	.00	.00	438.90	1,361.10	24	1,602.30
5213.100	Professional/Contract Services General	720.00	.00	720.00	.00	.00	193.00	527.00	27	3,085.76
5214.100	Repair and Maint Service General	200.00	.00	200.00	.00	.00	.00	200.00	0	200.09
5216.100	Communications General Services	.00	.00	.00	.00	.00	.00	.00	+++	152.77
5219.100	Printing General	1,095.00	.00	1,095.00	565.13	.00	565.13	529.87	52	1,097.91
5220.100	Employee Development General	439.00	.00	439.00	.00	.00	14.00	425.00	3	725.00
5304	Furniture & Equipment	800.00	.00	800.00	.00	.00	.00	800.00	0	.00
Program <b>4400 - Finance Totals</b>		\$215,829.00	\$0.00	\$215,829.00	\$15,688.42	\$0.00	\$78,134.35	\$137,694.65	36%	\$228,511.95





# Budget Performance Report

Fiscal Year to Date 11/30/12

Exclude Rollup Account

Account	Account Description	Adopted Budget	Budget Amendments	Amended Budget	Current Month Transactions	YTD Encumbrances	YTD Transactions	Budget - YTD Transactions	% used/ Rec'd	Prior Year Total
<b>Fund 1010 - General Fund</b>										
<b>EXPENSE</b>										
Department <b>25 - Finance</b>										
Program <b>5005 - Rental Properties</b>										
5211.175	Utilities Rental Properties	1,840.00	.00	1,840.00	.00	.00	1,010.67	829.33	55	1,863.52
Program <b>5005 - Rental Properties Totals</b>		<b>\$1,840.00</b>	<b>\$0.00</b>	<b>\$1,840.00</b>	<b>\$0.00</b>	<b>\$0.00</b>	<b>\$1,010.67</b>	<b>\$829.33</b>	<b>55%</b>	<b>\$1,863.52</b>
Department <b>25 - Finance Totals</b>		<b>\$217,669.00</b>	<b>\$0.00</b>	<b>\$217,669.00</b>	<b>\$15,688.42</b>	<b>\$0.00</b>	<b>\$79,145.02</b>	<b>\$138,523.98</b>	<b>36%</b>	<b>\$230,375.47</b>
Department <b>30 - Police</b>										
Program <b>4510 - Police Administration</b>										
5101	Salaries - Permanent	311,163.00	.00	311,163.00	23,638.38	.00	115,459.12	195,703.88	37	260,600.59
5102	Salaries - Temporary	.00	.00	.00	.00	.00	.00	.00	+++	37,080.00
5103.102	Differential Pay Out of Class	.00	.00	.00	62.42	.00	62.42	(62.42)	+++	.00
5104	Wages - PS Holiday Pay	14,121.00	.00	14,121.00	1,054.00	.00	5,270.24	8,850.76	37	11,271.85
5105	Salaries - Overtime/FLSA	500.00	.00	500.00	.00	.00	.00	500.00	0	501.14
5106.100	Incentives & Admin Leave Administrative Leave	5,698.00	.00	5,698.00	.00	.00	.00	5,698.00	0	7,729.53
5106.101	Incentives & Admin Leave School Incentive	8,400.00	.00	8,400.00	675.00	.00	3,375.00	5,025.00	40	6,521.00
5109.100	Allowances Uniform Allowance	2,360.00	.00	2,360.00	196.66	.00	983.30	1,376.70	42	2,323.98
5111	Medicare	4,963.00	.00	4,963.00	370.84	.00	1,814.87	3,148.13	37	4,243.16
5112.101	Retirement Contribution PERS	89,104.00	.00	89,104.00	6,802.23	.00	33,229.44	55,874.56	37	72,088.67
5113	Worker's Compensation	41,688.00	.00	41,688.00	.00	.00	20,844.00	20,844.00	50	39,746.84
5114.101	Health Insurance Medical	42,276.00	.00	42,276.00	2,862.63	.00	13,877.34	28,398.66	33	32,560.31
5114.102	Health Insurance Dental	.00	.00	.00	345.90	.00	1,729.50	(1,729.50)	+++	.00
5114.103	Health Insurance Vision	.00	.00	.00	34.00	.00	164.66	(164.66)	+++	.00
5115	Unemployment Compensation	.00	.00	.00	163.68	.00	1,982.42	(1,982.42)	+++	.00
5116.101	Life and Disability Insurance Life & Disab.	2,566.00	.00	2,566.00	78.86	.00	394.30	2,171.70	15	2,171.68
5116.102	Life and Disability Insurance Long Term/Short Term Disability	.00	.00	.00	135.79	.00	678.95	(678.95)	+++	.00
5119.100	Retiree Costs Medical Insurance	55,850.00	.00	55,850.00	4,499.87	.00	25,767.38	30,082.62	46	45,028.55
5119.120	Retiree Costs PERS 1959 Survivor Benefits	1,632.00	.00	1,632.00	.00	.00	.00	1,632.00	0	1,123.20
5122	Accrual Bank Payoff	.00	.00	.00	.00	.00	.00	.00	+++	42,995.08
5201.100	Office Supplies General	3,862.00	.00	3,862.00	.00	.00	701.42	3,160.58	18	3,057.78
5202.100	Operating Supplies General	8,676.00	.00	8,676.00	.00	.00	3,916.88	4,759.12	45	8,005.34
5203.100	Repairs and Maint Supplies General	1,990.00	.00	1,990.00	.00	.00	1,195.38	794.62	60	1,824.10
5204	Subscriptions and Code Books	300.00	.00	300.00	.00	.00	.00	300.00	0	97.95
5210.100	Postage General	2,750.00	.00	2,750.00	.00	.00	534.00	2,216.00	19	1,893.39
5211.135	Utilities Water and Sewer	900.00	.00	900.00	.00	.00	201.84	698.16	22	872.29
5211.137	Utilities Electric and Gas	29,780.00	.00	29,780.00	.00	.00	11,150.47	18,629.53	37	26,666.42
5211.139	Utilities Propane	3,000.00	.00	3,000.00	.00	.00	.00	3,000.00	0	2,707.19
5213.100	Professional/Contract Services General	38,894.00	.00	38,894.00	.00	.00	17,457.88	21,436.12	45	39,652.72
5214.100	Repair and Maint Service General	58,179.00	.00	58,179.00	50.00	.00	14,421.95	43,757.05	25	54,206.92
5215.100	Rents and Leases Miscellaneous	636.00	.00	636.00	.00	.00	403.99	232.01	64	561.30





# Budget Performance Report

Fiscal Year to Date 11/30/12

Exclude Rollup Account

Account	Account Description	Adopted Budget	Budget Amendments	Amended Budget	Current Month Transactions	YTD Encumbrances	YTD Transactions	Budget - YTD Transactions	% used/ Rec'd	Prior Year Total
<b>Fund 1010 - General Fund</b>										
<b>EXPENSE</b>										
Department <b>30 - Police</b>										
Program <b>4510 - Police Administration</b>										
5215.106	Rents and Leases Copiers	4,331.00	.00	4,331.00	.00	.00	1,443.64	2,887.36	33	5,585.77
5216.100	Communications General Services	8,705.00	.00	8,705.00	.00	.00	1,430.37	7,274.63	16	7,236.10
5218.100	Advertising General	.00	.00	.00	.00	.00	.00	.00	+++	2,811.87
5219.100	Printing General	1,950.00	.00	1,950.00	.00	.00	608.81	1,341.19	31	2,893.58
5220.100	Employee Development General	6,650.00	.00	6,650.00	.00	.00	1,557.10	5,092.90	23	5,635.52
5220.110	Employee Development Education Reimb MOU Program	.00	.00	.00	.00	.00	.00	.00	+++	550.00
5223.105	Meals and Refreshments Emergencies and Meetings	350.00	.00	350.00	.00	.00	163.09	186.91	47	894.36
5225	Bank Fees and Charges	500.00	.00	500.00	.00	.00	543.25	(43.25)	109	666.30
5260	Miscellaneous	.00	.00	.00	.00	.00	.00	.00	+++	11.24
5304	Furniture & Equipment	800.00	.00	800.00	.00	.00	.00	800.00	0	.00
5501	Debt Service Payment - Principal	4,791.00	.00	4,791.00	302.56	.00	2,092.80	2,698.20	44	6,304.19
Program <b>4510 - Police Administration Totals</b>		<b>\$757,365.00</b>	<b>\$0.00</b>	<b>\$757,365.00</b>	<b>\$41,272.82</b>	<b>\$0.00</b>	<b>\$283,455.81</b>	<b>\$473,909.19</b>	<b>37%</b>	<b>\$738,119.91</b>
Program <b>4520 - Police Operations</b>										
5101	Salaries - Permanent	1,088,183.00	.00	1,088,183.00	75,121.46	.00	388,745.70	699,437.30	36	1,106,483.70
5103.102	Differential Pay Out of Class	.00	.00	.00	202.89	.00	1,775.72	(1,775.72)	+++	314.46
5103.105	Differential Pay Swing/Graveyard Shift	.00	.00	.00	2,344.92	.00	12,906.99	(12,906.99)	+++	1,350.08
5103.108	Differential Pay Canine Maintenance	.00	.00	.00	223.92	.00	1,863.24	(1,863.24)	+++	208.08
5104	Wages - PS Holiday Pay	52,824.00	.00	52,824.00	4,010.65	.00	20,020.08	32,803.92	38	52,633.63
5105	Salaries - Overtime/FLSA	203,000.00	.00	203,000.00	11,976.42	.00	73,097.27	129,902.73	36	223,072.65
5106.101	Incentives & Admin Leave School Incentive	40,226.00	.00	40,226.00	3,504.56	.00	17,285.71	22,940.29	43	38,033.57
5106.103	Incentives & Admin Leave Team Pay	.00	.00	.00	409.68	.00	1,953.48	(1,953.48)	+++	109.00
5106.200	Incentives & Admin Leave Gym Reimbursement	840.00	.00	840.00	90.00	.00	180.00	660.00	21	713.08
5109.100	Allowances Uniform Allowance	17,422.00	.00	17,422.00	1,451.84	.00	7,217.87	10,204.13	41	20,888.71
5111	Medicare	20,336.00	.00	20,336.00	1,374.73	.00	7,240.44	13,095.56	36	20,472.66
5112.101	Retirement Contribution PERS	291,370.00	.00	291,370.00	21,357.14	.00	110,049.57	181,320.43	38	289,691.63
5113	Worker's Compensation	100,517.00	.00	100,517.00	.00	.00	50,258.50	50,258.50	50	108,347.64
5114.101	Health Insurance Medical	265,729.00	.00	265,729.00	18,192.92	.00	87,904.03	177,824.97	33	255,946.22
5114.102	Health Insurance Dental	.00	.00	.00	2,194.66	.00	10,973.30	(10,973.30)	+++	.00
5114.103	Health Insurance Vision	.00	.00	.00	196.16	.00	974.60	(974.60)	+++	.00
5115	Unemployment Compensation	6,674.00	.00	6,674.00	613.26	.00	11,529.56	(4,855.56)	173	3,164.00
5116.101	Life and Disability Insurance Life & Disab.	10,839.00	.00	10,839.00	361.00	.00	1,805.00	9,034.00	17	11,012.42
5116.102	Life and Disability Insurance Long Term/Short Term Disability	.00	.00	.00	551.58	.00	2,748.83	(2,748.83)	+++	.00
5119.100	Retiree Costs Medical Insurance	93,441.00	.00	93,441.00	6,984.62	.00	38,149.74	55,291.26	41	77,231.40
5122	Accrual Bank Payoff	.00	.00	.00	.00	.00	.00	.00	+++	39,854.82
5199.130	Other Payroll Expenses Interfund Payroll Transfers	(183,282.00)	.00	(183,282.00)	.00	.00	(35,000.89)	(148,281.11)	19	(164,133.86)
5202.100	Operating Supplies General	21,721.00	.00	21.00	.00	.00	1,949.50	19,771.50	9	17,085.35



# Budget Performance Report

Fiscal Year to Date 11/30/12

Exclude Rollup Account

Account	Account Description	Adopted Budget	Budget Amendments	Amended Budget	Current Month Transactions	YTD Encumbrances	YTD Transactions	Budget - YTD Transactions	% used/ Rec'd	Prior Year Total
<b>Fund 1010 - General Fund</b>										
<b>EXPENSE</b>										
Department <b>30 - Police</b>										
Program <b>4520 - Police Operations</b>										
5204	Subscriptions and Code Books	.00	.00	.00	.00	.00	.00	.00	+++	527.67
5209.101	Auto Fuel Expense Town Vehicles	73,000.00	.00	73,000.00	.00	.00	23,859.34	49,140.66	33	67,069.71
5213.100	Professional/Contract Services General	19,500.00	.00	19,500.00	.00	.00	1,103.61	18,396.39	6	22,939.59
5214.100	Repair and Maint Service General	800.00	.00	800.00	.00	.00	646.25	153.75	81	747.65
5216.100	Communications General Services	8,683.00	.00	8,683.00	.00	.00	1,596.42	7,086.58	18	6,001.78
5217	Extradition/Transportation Expen	1,000.00	.00	1,000.00	.00	.00	40.01	959.99	4	.00
5218.100	Advertising General	600.00	.00	600.00	.00	.00	.00	600.00	0	496.60
5220.100	Employee Development General	38,060.00	.00	38,060.00	1,478.00	.00	7,691.03	30,368.97	20	36,216.71
5220.110	Employee Development Education Reimb MOU Program	4,950.00	.00	4,950.00	.00	.00	.00	4,950.00	0	550.00
5223.105	Meals and Refreshments Emergencies and Meetings	200.00	.00	200.00	.00	.00	43.49	156.51	22	159.01
5304	Furniture & Equipment	800.00	.00	800.00	.00	.00	.00	800.00	0	.00
5501	Debt Service Payment - Principal	193.00	.00	193.00	.00	.00	.00	193.00	0	.00
Program <b>4520 - Police Operations Totals</b>		\$2,177,626.00	\$0.00	\$2,177,626.00	\$152,640.41	\$0.00	\$848,608.39	\$1,329,017.61	39%	\$2,237,187.96
Program <b>4530 - Public Safety Communications</b>										
5101	Salaries - Permanent	352,969.00	.00	352,969.00	24,374.56	.00	138,107.04	214,861.96	39	366,773.91
5102	Salaries - Temporary	70,158.00	.00	70,158.00	5,064.02	.00	23,605.80	46,552.20	34	69,287.14
5103.102	Differential Pay Out of Class	.00	.00	.00	81.36	.00	677.35	(677.35)	+++	58.16
5103.105	Differential Pay Swing/Graveyard Shift	.00	.00	.00	798.84	.00	3,716.74	(3,716.74)	+++	317.30
5104	Wages - PS Holiday Pay	15,830.00	.00	15,830.00	1,154.34	.00	6,426.16	9,403.84	41	16,944.04
5105	Salaries - Overtime/FLSA	25,000.00	.00	25,000.00	3,776.88	.00	17,730.97	7,269.03	71	20,557.22
5106.101	Incentives & Admin Leave School Incentive	8,903.00	.00	8,903.00	556.80	.00	4,120.72	4,782.28	46	9,696.91
5109.100	Allowances Uniform Allowance	5,655.00	.00	5,655.00	454.72	.00	2,500.96	3,154.04	44	6,290.43
5111	Medicare	6,765.00	.00	6,765.00	519.63	.00	2,569.82	4,195.18	38	6,004.95
5112.101	Retirement Contribution PERS	40,631.00	.00	40,631.00	2,911.05	.00	16,508.56	24,122.44	41	41,897.85
5112.102	Retirement Contribution Social Security	.00	.00	.00	16.47	.00	170.85	(170.85)	+++	24.73
5113	Worker's Compensation	16,100.00	.00	16,100.00	.00	.00	8,050.00	8,050.00	50	16,998.96
5114.101	Health Insurance Medical	97,493.00	.00	97,493.00	6,526.42	.00	33,835.25	63,657.75	35	99,630.59
5114.102	Health Insurance Dental	.00	.00	.00	811.06	.00	4,401.20	(4,401.20)	+++	.00
5114.103	Health Insurance Vision	.00	.00	.00	71.20	.00	386.18	(386.18)	+++	.00
5115	Unemployment Compensation	2,348.00	.00	2,348.00	229.37	.00	7,624.79	(5,276.79)	325	8,665.00
5116.101	Life and Disability Insurance Life & Disab.	4,064.00	.00	4,064.00	141.56	.00	764.80	3,299.20	19	4,073.83
5116.102	Life and Disability Insurance Long Term/Short Term Disability	.00	.00	.00	169.03	.00	929.81	(929.81)	+++	.00
5119.100	Retiree Costs Medical Insurance	50,178.00	.00	50,178.00	3,370.56	.00	16,468.70	33,709.30	33	28,873.12
5122	Accrual Bank Payoff	4,512.00	.00	4,512.00	.00	.00	3,757.09	754.91	83	6,209.60
5202.100	Operating Supplies General	6,449.00	.00	6,449.00	.00	.00	2,508.09	3,940.91	39	2,415.25
5204	Subscriptions and Code Books	152.00	.00	152.00	.00	.00	144.00	8.00	95	144.00



# Budget Performance Report

Fiscal Year to Date 11/30/12

Exclude Rollup Account

Account	Account Description	Adopted Budget	Budget Amendments	Amended Budget	Current Month Transactions	YTD Encumbrances	YTD Transactions	Budget - YTD Transactions	% used/ Rec'd	Prior Year Total
<b>Fund 1010 - General Fund</b>										
<b>EXPENSE</b>										
Department <b>30 - Police</b>										
Program <b>4530 - Public Safety Communications</b>										
5213.100	Professional/Contract Services General	3,000.00	.00	3,000.00	.00	.00	.00	3,000.00	0	2,715.82
5214.100	Repair and Maint Service General	31,965.00	.00	31,965.00	.00	.00	.00	31,965.00	0	31,965.00
5216.100	Communications General Services	23,000.00	.00	23,000.00	128.12	.00	8,384.95	14,615.05	36	25,406.74
5218.100	Advertising General	450.00	.00	450.00	.00	.00	.00	450.00	0	824.64
5220.100	Employee Development General	12,340.00	.00	12,340.00	.00	.00	941.25	11,398.75	8	6,284.83
5223.105	Meals and Refreshments Emergencies and Meetings	200.00	.00	200.00	.00	.00	.00	200.00	0	96.35
5501	Debt Service Payment - Principal	68,072.00	.00	68,072.00	468.14	.00	31,924.00	36,148.00	47	73,501.46
Program <b>4530 - Public Safety Communications Totals</b>		<b>\$846,234.00</b>	<b>\$0.00</b>	<b>\$846,234.00</b>	<b>\$51,624.13</b>	<b>\$0.00</b>	<b>\$336,255.08</b>	<b>\$509,978.92</b>	<b>40%</b>	<b>\$845,657.83</b>
Program <b>4550 - Fleet Management</b>										
5101	Salaries - Permanent	62,714.00	.00	62,714.00	4,700.80	.00	23,504.00	39,210.00	37	59,143.03
5106.100	Incentives & Admin Leave Administrative Leave	2,722.00	.00	2,722.00	.00	.00	.00	2,722.00	0	2,462.24
5109.100	Allowances Uniform Allowance	500.00	.00	500.00	41.66	.00	208.30	291.70	42	499.92
5109.102	Allowances Tool Allowance	1,000.00	.00	1,000.00	.00	.00	1,000.00	.00	100	1,000.00
5111	Medicare	971.00	.00	971.00	58.00	.00	309.88	661.12	32	788.83
5112.101	Retirement Contribution PERS	6,903.00	.00	6,903.00	522.00	.00	2,610.00	4,293.00	38	6,142.82
5113	Worker's Compensation	2,640.00	.00	2,640.00	.00	.00	1,320.00	1,320.00	50	1,909.96
5114.101	Health Insurance Medical	15,218.00	.00	15,218.00	1,127.69	.00	5,636.43	9,581.57	37	15,042.40
5114.102	Health Insurance Dental	.00	.00	.00	119.26	.00	596.30	(596.30)	+++	.00
5114.103	Health Insurance Vision	.00	.00	.00	13.88	.00	69.40	(69.40)	+++	.00
5115	Unemployment Compensation	.00	.00	.00	25.61	.00	323.73	(323.73)	+++	.00
5116.101	Life and Disability Insurance Life & Disab.	631.00	.00	631.00	19.00	.00	95.00	536.00	15	596.99
5116.102	Life and Disability Insurance Long Term/Short Term Disability	.00	.00	.00	32.73	.00	163.65	(163.65)	+++	.00
5119.100	Retiree Costs Medical Insurance	10,193.00	.00	10,193.00	826.69	.00	4,471.80	5,721.20	44	8,920.30
5201.100	Office Supplies General	50.00	.00	50.00	.00	.00	.00	50.00	0	.00
5202.100	Operating Supplies General	250.00	.00	250.00	.00	.00	444.94	(194.94)	178	436.21
5203.100	Repairs and Maint Supplies General	36,550.00	.00	36,550.00	.00	.00	5,047.07	31,502.93	14	34,962.78
5204	Subscriptions and Code Books	400.00	.00	400.00	.00	.00	.00	400.00	0	.00
5209.101	Auto Fuel Expense Town Vehicles	1,500.00	.00	1,500.00	.00	.00	685.19	814.81	46	2,084.45
5210.100	Postage General	50.00	.00	50.00	.00	.00	8.83	41.17	18	.00
5213.100	Professional/Contract Services General	3,300.00	.00	3,300.00	.00	.00	305.50	2,994.50	9	2,250.25
5214.100	Repair and Maint Service General	22,000.00	.00	22,000.00	.00	.00	13,668.40	8,331.60	62	20,004.17
5216.100	Communications General Services	840.00	.00	840.00	.00	.00	257.74	582.26	31	1,359.48
5220.100	Employee Development General	1,500.00	.00	1,500.00	.00	.00	.00	1,500.00	0	1,459.11
5501	Debt Service Payment - Principal	4,365.00	.00	4,365.00	.00	.00	2,183.01	2,181.99	50	4,366.02
Program <b>4550 - Fleet Management Totals</b>		<b>\$174,297.00</b>	<b>\$0.00</b>	<b>\$174,297.00</b>	<b>\$7,487.32</b>	<b>\$0.00</b>	<b>\$62,909.17</b>	<b>\$111,387.83</b>	<b>36%</b>	<b>\$163,428.96</b>
Department <b>30 - Police Totals</b>		<b>\$3,955,522.00</b>	<b>\$0.00</b>	<b>\$3,955,522.00</b>	<b>\$253,024.68</b>	<b>\$0.00</b>	<b>\$1,531,228.45</b>	<b>\$2,424,293.55</b>	<b>39%</b>	<b>\$3,984,394.66</b>



# Budget Performance Report

Fiscal Year to Date 11/30/12

Exclude Rollup Account

Account	Account Description	Adopted Budget	Budget Amendments	Amended Budget	Current Month Transactions	YTD Encumbrances	YTD Transactions	Budget - YTD Transactions	% used/ Rec'd	Prior Year Total
Fund <b>1010 - General Fund</b>										
EXPENSE										
Department <b>35 - Fire</b>										
Program <b>0000 - Non Program Activity</b>										
5280.100	Bad Debt Write Off Expense	.00	.00	.00	2,662.28	.00	2,662.28	(2,662.28)	+++	.00
Program <b>0000 - Non Program Activity Totals</b>		\$0.00	\$0.00	\$0.00	\$2,662.28	\$0.00	\$2,662.28	(\$2,662.28)	+++	\$0.00
Program <b>4610 - Fire - Administrative</b>										
5101	Salaries - Permanent	34,356.00	.00	34,356.00	1,728.96	.00	8,314.56	26,041.44	24	21,470.16
5102	Salaries - Temporary	.00	.00	.00	887.76	.00	4,438.80	(4,438.80)	+++	9,580.41
5111	Medicare	498.00	.00	498.00	41.71	.00	203.79	294.21	41	495.50
5112.101	Retirement Contribution PERS	3,227.00	.00	3,227.00	190.30	.00	915.18	2,311.82	28	2,778.16
5112.102	Retirement Contribution Social Security	.00	.00	.00	55.04	.00	275.20	(275.20)	+++	27.53
5113	Worker's Compensation	727.00	.00	727.00	.00	.00	363.50	363.50	50	6,692.84
5114.101	Health Insurance Medical	3,123.00	.00	3,123.00	260.24	.00	1,301.20	1,821.80	42	3,122.88
5115	Unemployment Compensation	.00	.00	.00	18.41	.00	213.47	(213.47)	+++	399.77
5116.101	Life and Disability Insurance Life & Disab.	283.00	.00	283.00	11.40	.00	57.00	226.00	20	271.19
5116.102	Life and Disability Insurance Long Term/Short Term Disability	.00	.00	.00	12.04	.00	57.88	(57.88)	+++	.00
5119.100	Retiree Costs Medical Insurance	57,354.00	.00	57,354.00	4,544.54	.00	23,284.06	34,069.94	41	53,717.16
5119.120	Retiree Costs PERS 1959 Survivor Benefits	.00	.00	.00	.00	.00	.00	.00	+++	1,029.60
5201.100	Office Supplies General	1,000.00	.00	1,000.00	56.63	.00	225.69	774.31	23	607.56
5202.100	Operating Supplies General	2,186.00	.00	2,186.00	.00	.00	46.09	2,139.91	2	859.36
5203.100	Repairs and Maint Supplies General	1,325.00	.00	1,325.00	.00	.00	677.87	647.13	51	2,159.99
5204	Subscriptions and Code Books	500.00	.00	500.00	.00	.00	945.99	(445.99)	189	1,021.61
5209.101	Auto Fuel Expense Town Vehicles	100.00	.00	100.00	.00	.00	.00	100.00	0	.00
5210.100	Postage General	420.00	.00	420.00	.00	.00	51.85	368.15	12	465.66
5211.135	Utilities Water and Sewer	2,700.00	.00	2,700.00	.00	.00	804.96	1,895.04	30	2,515.46
5211.137	Utilities Electric and Gas	21,000.00	.00	21,000.00	.00	.00	6,146.50	14,853.50	29	18,526.26
5211.139	Utilities Propane	550.00	.00	550.00	.00	.00	109.73	440.27	20	523.45
5213.100	Professional/Contract Services General	5,130.00	.00	5,130.00	.00	.00	4,129.08	1,000.92	80	138,598.32
5214.100	Repair and Maint Service General	31,597.00	.00	31,597.00	636.74	.00	5,287.38	26,309.62	17	18,352.30
5215.100	Rents and Leases Miscellaneous	.00	.00	.00	.00	.00	.00	.00	+++	39.69
5215.106	Rents and Leases Copiers	6,600.00	.00	6,600.00	.00	.00	2,796.11	3,803.89	42	6,470.30
5216.100	Communications General Services	14,653.00	.00	14,653.00	661.61	.00	5,417.71	9,235.29	37	14,880.08
5219.100	Printing General	806.00	.00	806.00	.00	.00	.00	806.00	0	4.13
5220.100	Employee Development General	1,200.00	.00	1,200.00	350.00	.00	350.00	850.00	29	838.44
5223.105	Meals and Refreshments Emergencies and Meetings	150.00	.00	150.00	.00	.00	.00	150.00	0	261.95
5260	Miscellaneous	150.00	.00	150.00	.00	.00	.00	150.00	0	265.88
5303	Improvements	8,220.00	.00	8,220.00	1,089.63	.00	4,805.60	3,414.40	58	387.75
5304	Furniture & Equipment	6,589.00	.00	6,589.00	.00	.00	.00	6,589.00	0	2,053.02
5501	Debt Service Payment - Principal	10,831.00	.00	10,831.00	.00	.00	193.00	10,638.00	2	10,829.83



# Budget Performance Report

Fiscal Year to Date 11/30/12

Exclude Rollup Account

Account	Account Description	Adopted Budget	Budget Amendments	Amended Budget	Current Month Transactions	YTD Encumbrances	YTD Transactions	Budget - YTD Transactions	% used/ Rec'd	Prior Year Total
<b>Fund 1010 - General Fund</b>										
<b>EXPENSE</b>										
<b>Department 35 - Fire</b>										
<b>Program 4610 - Fire - Administrative Totals</b>		\$215,275.00	\$0.00	\$215,275.00	\$10,545.01	\$0.00	\$71,412.20	\$143,862.80	33%	\$319,246.24
<b>Program 4615 - Fire - EOC</b>										
5202.100	Operating Supplies General	100.00	.00	100.00	.00	.00	.00	100.00	0	69.06
5203.100	Repairs and Maint Supplies General	500.00	.00	500.00	.00	.00	.00	500.00	0	.00
5213.100	Professional/Contract Services General	120.00	.00	120.00	.00	.00	32.00	88.00	27	304.00
5214.100	Repair and Maint Service General	12,000.00	.00	12,000.00	.00	.00	12,000.00	.00	100	12,000.00
5216.100	Communications General Services	3,783.00	.00	3,783.00	100.00	.00	1,362.71	2,420.29	36	3,779.64
5220.100	Employee Development General	.00	.00	.00	.00	.00	.00	.00	+++	99.00
5223.105	Meals and Refreshments Emergencies and Meetings	150.00	.00	150.00	.00	.00	.00	150.00	0	129.00
<b>Program 4615 - Fire - EOC Totals</b>		\$16,653.00	\$0.00	\$16,653.00	\$100.00	\$0.00	\$13,394.71	\$3,258.29	80%	\$16,380.70
<b>Program 4630 - Fire - Suppression</b>										
5101	Salaries - Permanent	725,888.00	.00	725,888.00	100,868.42	.00	524,817.86	201,070.14	72	1,333,956.95
5103.102	Differential Pay Out of Class	.00	.00	.00	406.79	.00	1,355.48	(1,355.48)	+++	48.00
5104	Wages - PS Holiday Pay	13,644.00	.00	13,644.00	4,132.44	.00	20,559.46	(6,915.46)	151	86,229.76
5105	Salaries - Overtime/FLSA	73,536.00	113,830.00	187,366.00	(33,021.99)	.00	195,038.07	(7,672.07)	104	437,481.20
5105.200	Salaries - Overtime/FLSA State Assistance Overtime	.00	46,794.00	46,794.00	46,794.00	.00	46,794.00	.00	100	.00
5106.102	Incentives & Admin Leave Emergency Medical Tech	.00	.00	.00	630.00	.00	3,240.00	(3,240.00)	+++	.00
5106.103	Incentives & Admin Leave Team Pay	.00	.00	.00	3,685.02	.00	18,515.16	(18,515.16)	+++	1,699.53
5106.200	Incentives & Admin Leave Gym Reimbursement	3,420.00	.00	3,420.00	.00	.00	1,800.00	1,620.00	53	5,130.00
5109.100	Allowances Uniform Allowance	10,945.00	.00	10,945.00	1,741.32	.00	8,955.36	1,989.64	82	21,890.88
5111	Medicare	11,729.00	.00	11,729.00	1,678.98	.00	11,295.58	433.42	96	26,430.36
5112.101	Retirement Contribution PERS	204,737.00	.00	204,737.00	29,819.01	.00	155,686.36	49,050.64	76	365,964.82
5113	Worker's Compensation	120,898.00	.00	120,898.00	.00	.00	60,449.00	60,449.00	50	127,432.12
5114.101	Health Insurance Medical	157,576.00	.00	157,576.00	21,756.97	.00	107,942.85	49,633.15	69	282,897.83
5114.102	Health Insurance Dental	.00	.00	.00	2,421.30	.00	12,106.50	(12,106.50)	+++	.00
5114.103	Health Insurance Vision	.00	.00	.00	228.60	.00	1,140.04	(1,140.04)	+++	.00
5115	Unemployment Compensation	.00	.00	.00	780.88	.00	11,808.51	(11,808.51)	+++	.00
5116.101	Life and Disability Insurance Life & Disab.	4,092.00	.00	4,092.00	399.00	.00	2,033.00	2,059.00	50	8,184.00
5116.102	Life and Disability Insurance Long Term/Short Term Disability	.00	.00	.00	252.00	.00	1,284.00	(1,284.00)	+++	.00
5119.100	Retiree Costs Medical Insurance	216,491.00	.00	216,491.00	17,907.30	.00	90,026.64	126,464.36	42	203,179.06
5122	Accrual Bank Payoff	147,082.00	.00	147,082.00	.00	.00	7,995.60	139,086.40	5	.00
5202.100	Operating Supplies General	24,899.00	.00	24,899.00	8,949.28	1,500.00	13,723.89	9,675.11	61	21,976.42
5203.100	Repairs and Maint Supplies General	11,280.00	.00	11,280.00	6.42	.00	92.50	11,187.50	1	13,432.03
5204	Subscriptions and Code Books	700.00	.00	700.00	.00	.00	.00	700.00	0	43.00
5209.101	Auto Fuel Expense Town Vehicles	32,000.00	.00	32,000.00	.00	.00	11,737.98	20,262.02	37	28,514.86
5213.100	Professional/Contract Services General	1,259,588.00	.00	1,259,588.00	.00	.00	257.78	1,259,330.22	0	7,134.95
5214.100	Repair and Maint Service General	20,725.00	.00	20,725.00	.00	(1,487.50)	3,939.05	18,273.45	12	13,386.97



# Budget Performance Report

Fiscal Year to Date 11/30/12

Exclude Rollup Account

Account	Account Description	Adopted Budget	Budget Amendments	Amended Budget	Current Month Transactions	YTD Encumbrances	YTD Transactions	Budget - YTD Transactions	% used/ Rec'd	Prior Year Total
<b>Fund 1010 - General Fund</b>										
<b>EXPENSE</b>										
Department <b>35 - Fire</b>										
Program <b>4630 - Fire - Suppression</b>										
5216.100	Communications General Services	7,400.00	.00	7,400.00	.00	.00	577.76	6,822.24	8	1,710.87
5219.100	Printing General	100.00	.00	100.00	.00	.00	.00	100.00	0	.00
5220.100	Employee Development General	5,340.00	.00	5,340.00	.00	.00	1,256.30	4,083.70	24	18,546.88
5223.105	Meals and Refreshments Emergencies and Meetings	1,000.00	.00	1,000.00	.00	.00	16.95	983.05	2	770.16
5269.135	Emergency Incident Costs Fire Related	2,000.00	.00	2,000.00	.00	.00	1,761.86	238.14	88	827.25
5304	Furniture & Equipment	31,086.00	.00	31,086.00	10,000.00	(10,000.00)	10,000.00	31,086.00	0	17,870.06
5501	Debt Service Payment - Principal	73,108.00	.00	73,108.00	.00	.00	55,302.15	17,805.85	76	136,764.47
Program <b>4630 - Fire - Suppression Totals</b>		\$3,159,264.00	\$160,624.00	\$3,319,888.00	\$219,435.74	(\$9,987.50)	\$1,381,509.69	\$1,948,365.81	41%	\$3,161,502.43
Program <b>4640 - Fire - Volunteer Program</b>										
5118	Volunteer Benefits	16,392.00	.00	16,392.00	.00	.00	5,970.00	10,422.00	36	11,415.09
5202.100	Operating Supplies General	2,000.00	.00	2,000.00	.00	.00	.00	2,000.00	0	.00
5213.100	Professional/Contract Services General	5,000.00	.00	5,000.00	.00	.00	858.25	4,141.75	17	5,515.51
5220.100	Employee Development General	1,010.00	.00	1,010.00	.00	.00	368.00	642.00	36	140.00
Program <b>4640 - Fire - Volunteer Program Totals</b>		\$24,402.00	\$0.00	\$24,402.00	\$0.00	\$0.00	\$7,196.25	\$17,205.75	29%	\$17,070.60
Department <b>35 - Fire Totals</b>		\$3,415,594.00	\$160,624.00	\$3,576,218.00	\$232,743.03	(\$9,987.50)	\$1,476,175.13	\$2,110,030.37	41%	\$3,514,199.97
Department <b>40 - Community Development</b>										
Program <b>4720 - CDD Planning</b>										
5101	Salaries - Permanent	102,051.00	.00	102,051.00	7,730.55	.00	38,652.73	63,398.27	38	131,036.10
5106.100	Incentives & Admin Leave Administrative Leave	2,352.00	.00	2,352.00	.00	.00	.00	2,352.00	0	3,573.90
5106.200	Incentives & Admin Leave Gym Reimbursement	108.00	.00	108.00	.00	.00	54.00	54.00	50	225.00
5107	Car Allowance/Mileage	1,128.00	.00	1,128.00	94.00	.00	470.00	658.00	42	2,792.00
5111	Medicare	1,530.00	.00	1,530.00	107.72	.00	554.14	975.86	36	1,972.99
5112.101	Retirement Contribution PERS	7,844.00	.00	7,844.00	600.15	.00	3,000.59	4,843.41	38	12,490.76
5113	Worker's Compensation	2,547.00	.00	2,547.00	.00	.00	1,273.50	1,273.50	50	1,964.12
5114.101	Health Insurance Medical	13,394.00	.00	13,394.00	1,497.82	.00	5,494.15	7,899.85	41	19,063.35
5114.102	Health Insurance Dental	.00	.00	.00	89.97	.00	477.92	(477.92)	+++	.00
5114.103	Health Insurance Vision	.00	.00	.00	17.60	.00	90.97	(90.97)	+++	.00
5115	Unemployment Compensation	5,653.00	.00	5,653.00	47.54	.00	709.17	4,943.83	13	11,284.00
5116.101	Life and Disability Insurance Life & Disab.	968.00	.00	968.00	25.94	.00	135.59	832.41	14	1,221.22
5116.102	Life and Disability Insurance Long Term/Short Term Disability	.00	.00	.00	45.25	.00	235.59	(235.59)	+++	.00
5119.100	Retiree Costs Medical Insurance	16,080.00	.00	16,080.00	1,303.53	.00	6,643.02	9,436.98	41	14,455.98
5122	Accrual Bank Payoff	.00	.00	.00	.00	.00	.00	.00	+++	11,727.49
5201.100	Office Supplies General	150.00	.00	150.00	.00	.00	12.83	137.17	9	16.18
5202.100	Operating Supplies General	400.00	.00	400.00	.00	.00	301.41	98.59	75	333.24
5209.101	Auto Fuel Expense Town Vehicles	1,800.00	.00	1,800.00	.00	.00	665.44	1,134.56	37	1,922.26
5210.100	Postage General	600.00	.00	600.00	.00	.00	182.00	418.00	30	558.50



# Budget Performance Report

Fiscal Year to Date 11/30/12

Exclude Rollup Account

Account	Account Description	Adopted Budget	Budget Amendments	Amended Budget	Current Month Transactions	YTD Encumbrances	YTD Transactions	Budget - YTD Transactions	% used/ Rec'd	Prior Year Total
<b>Fund 1010 - General Fund</b>										
<b>EXPENSE</b>										
Department <b>40 - Community Development</b>										
Program <b>4720 - CDD Planning</b>										
5213.100	Professional/Contract Services General	200.00	.00	200.00	.00	.00	.00	200.00	0	172.50
5214.100	Repair and Maint Service General	7,347.00	.00	7,347.00	.00	.00	7,147.34	199.66	97	6,018.81
5218.100	Advertising General	700.00	.00	700.00	.00	.00	276.87	423.13	40	1,306.26
5220.100	Employee Development General	1,000.00	.00	1,000.00	.00	.00	.00	1,000.00	0	662.60
5501	Debt Service Payment - Principal	2,663.00	.00	2,663.00	.00	.00	290.00	2,373.00	11	13,740.10
Program <b>4720 - CDD Planning Totals</b>		\$168,515.00	\$0.00	\$168,515.00	\$11,560.07	\$0.00	\$66,667.26	\$101,847.74	40%	\$236,537.36
Program <b>4780 - CDD - Waste Management</b>										
5101	Salaries - Permanent	21,204.00	.00	21,204.00	1,609.53	.00	8,047.62	13,156.38	38	20,602.78
5106.100	Incentives & Admin Leave Administrative Leave	600.00	.00	600.00	.00	.00	.00	600.00	0	571.82
5106.200	Incentives & Admin Leave Gym Reimbursement	79.00	.00	79.00	.00	.00	39.60	39.40	50	59.40
5107	Car Allowance/Mileage	288.00	.00	288.00	24.00	.00	120.00	168.00	42	384.00
5111	Medicare	320.00	.00	320.00	21.97	.00	111.76	208.24	35	305.55
5112.101	Retirement Contribution PERS	2,777.00	.00	2,777.00	211.23	.00	1,055.98	1,721.02	38	2,702.62
5113	Worker's Compensation	224.00	.00	224.00	.00	.00	112.00	112.00	50	164.52
5114.101	Health Insurance Medical	3,326.00	.00	3,326.00	357.91	.00	1,344.06	1,981.94	40	3,307.48
5114.102	Health Insurance Dental	.00	.00	.00	40.07	.00	200.30	(200.30)	+++	.00
5114.103	Health Insurance Vision	.00	.00	.00	3.88	.00	19.40	(19.40)	+++	.00
5115	Unemployment Compensation	.00	.00	.00	9.69	.00	120.13	(120.13)	+++	.00
5116.101	Life and Disability Insurance Life & Disab.	202.00	.00	202.00	7.60	.00	38.00	164.00	19	221.50
5116.102	Life and Disability Insurance Long Term/Short Term Disability	.00	.00	.00	11.22	.00	55.96	(55.96)	+++	.00
5122	Accrual Bank Payoff	.00	.00	.00	.00	.00	.00	.00	+++	1,105.26
5202.100	Operating Supplies General	100.00	.00	100.00	.00	.00	.00	100.00	0	85.05
5211.135	Utilities Water and Sewer	2,200.00	.00	2,200.00	.00	.00	801.80	1,398.20	36	2,332.49
Program <b>4780 - CDD - Waste Management Totals</b>		\$31,320.00	\$0.00	\$31,320.00	\$2,297.10	\$0.00	\$12,066.61	\$19,253.39	39%	\$31,842.47
Department <b>40 - Community Development Totals</b>		\$199,835.00	\$0.00	\$199,835.00	\$13,857.17	\$0.00	\$78,733.87	\$121,101.13	39%	\$268,379.83
Department <b>45 - Public Works</b>										
Program <b>4740 - Public Works - Engineering</b>										
5101	Salaries - Permanent	11,054.00	.00	11,054.00	965.32	.00	2,938.30	8,115.70	27	21,981.98
5105	Salaries - Overtime/FLSA	.00	.00	.00	.00	.00	.00	.00	+++	254.54
5106.100	Incentives & Admin Leave Administrative Leave	183.00	.00	183.00	.00	.00	.00	183.00	0	165.60
5106.200	Incentives & Admin Leave Gym Reimbursement	4.00	.00	4.00	.00	.00	1.80	2.20	45	8.10
5107	Car Allowance/Mileage	.00	.00	.00	.00	.00	.00	.00	+++	156.00
5109.101	Allowances Boot Allowance	45.00	.00	45.00	.00	.00	45.00	.00	100	.00
5111	Medicare	164.00	.00	164.00	14.62	.00	49.00	115.00	30	463.59
5112.101	Retirement Contribution PERS	1,080.00	.00	1,080.00	91.30	.00	308.33	771.67	29	2,301.40
5113	Worker's Compensation	967.00	.00	967.00	.00	.00	483.50	483.50	50	5,124.96





# Budget Performance Report

Fiscal Year to Date 11/30/12

Exclude Rollup Account

Account	Account Description	Adopted Budget	Budget Amendments	Amended Budget	Current Month Transactions	YTD Encumbrances	YTD Transactions	Budget - YTD Transactions	% used/ Rec'd	Prior Year Total
<b>Fund 1010 - General Fund</b>										
<b>EXPENSE</b>										
Department <b>45 - Public Works</b>										
Program <b>4740 - Public Works - Engineering</b>										
5114.101	Health Insurance Medical	1,808.00	.00	1,808.00	176.61	.00	497.07	1,310.93	27	1,742.87
5114.102	Health Insurance Dental	.00	.00	.00	40.53	.00	128.13	(128.13)	+++	.00
5114.103	Health Insurance Vision	.00	.00	.00	3.30	.00	7.02	(7.02)	+++	.00
5115	Unemployment Compensation	.00	.00	.00	6.44	.00	82.21	(82.21)	+++	.00
5116.101	Life and Disability Insurance Life & Disab.	121.00	.00	121.00	4.73	.00	18.65	102.35	15	185.51
5116.102	Life and Disability Insurance Long Term/Short Term Disability	.00	.00	.00	8.08	.00	95.26	(95.26)	+++	.00
5119.100	Retiree Costs Medical Insurance	12,936.00	.00	12,936.00	1,062.07	.00	5,310.35	7,625.65	41	12,719.75
5122	Accrual Bank Payoff	.00	.00	.00	.00	.00	.00	.00	+++	7,023.74
5201.100	Office Supplies General	200.00	.00	200.00	.00	.00	.00	200.00	0	10.52
5202.100	Operating Supplies General	850.00	(129.00)	721.00	.00	.00	218.95	502.05	30	790.00
5203.100	Repairs and Maint Supplies General	100.00	.00	100.00	.00	.00	.00	100.00	0	.00
5204	Subscriptions and Code Books	.00	129.00	129.00	.00	.00	129.30	(.30)	100	.00
5210.100	Postage General	150.00	.00	150.00	.00	.00	27.50	122.50	18	86.66
5213.100	Professional/Contract Services General	26,400.00	.00	26,400.00	90.00	.00	10,317.49	16,082.51	39	23,994.25
5214.100	Repair and Maint Service General	6,542.00	.00	6,542.00	.00	945.29	4,039.80	1,556.91	76	4,621.00
5216.100	Communications General Services	600.00	.00	600.00	275.00	.00	282.76	317.24	47	13.38
5218.100	Advertising General	400.00	.00	400.00	.00	.00	.00	400.00	0	367.00
5219.100	Printing General	100.00	.00	100.00	.00	.00	1.00	99.00	1	.00
5220.100	Employee Development General	750.00	.00	750.00	.00	.00	.00	750.00	0	30.00
5223.105	Meals and Refreshments Emergencies and Meetings	50.00	.00	50.00	.00	.00	.00	50.00	0	10.70
5260	Miscellaneous	1.00	.00	1.00	.00	.00	.00	1.00	0	.00
5501	Debt Service Payment - Principal	2,470.00	.00	2,470.00	.00	.00	193.00	2,277.00	8	13,546.10
Program <b>4740 - Public Works - Engineering Totals</b>		\$66,975.00	\$0.00	\$66,975.00	\$2,738.00	\$945.29	\$25,174.42	\$40,855.29	39%	\$95,597.65
Program <b>4745 - Paradise Community Park</b>										
5101	Salaries - Permanent	7,314.00	.00	7,314.00	548.17	.00	2,531.25	4,782.75	35	17,144.72
5103.101	Differential Pay On Call	.00	.00	.00	77.40	.00	535.50	(535.50)	+++	.00
5105	Salaries - Overtime/FLSA	.00	.00	.00	.00	.00	85.01	(85.01)	+++	72.57
5109.100	Allowances Uniform Allowance	60.00	.00	60.00	.00	.00	.00	60.00	0	.00
5109.101	Allowances Boot Allowance	.00	.00	.00	.00	.00	60.00	(60.00)	+++	.00
5111	Medicare	107.00	.00	107.00	10.33	.00	53.80	53.20	50	318.21
5112.101	Retirement Contribution PERS	812.00	.00	812.00	60.35	.00	301.71	510.29	37	1,660.73
5113	Worker's Compensation	930.00	.00	930.00	.00	.00	465.00	465.00	50	1,765.52
5114.101	Health Insurance Medical	1,041.00	.00	1,041.00	86.74	.00	498.76	542.24	48	2,602.33
5115	Unemployment Compensation	.00	.00	.00	4.56	.00	96.18	(96.18)	+++	.00
5116.101	Life and Disability Insurance Life & Disab.	93.00	.00	93.00	3.80	.00	21.85	71.15	23	209.48
5116.102	Life and Disability Insurance Long Term/Short Term Disability	.00	.00	.00	3.82	.00	21.91	(21.91)	+++	.00





# Budget Performance Report

Fiscal Year to Date 11/30/12

Exclude Rollup Account

Account	Account Description	Adopted Budget	Budget Amendments	Amended Budget	Current Month Transactions	YTD Encumbrances	YTD Transactions	Budget - YTD Transactions	% used/ Rec'd	Prior Year Total
<b>Fund 1010 - General Fund</b>										
<b>EXPENSE</b>										
Department <b>45 - Public Works</b>										
Program <b>4745 - Paradise Community Park</b>										
5202.100	Operating Supplies General	2,050.00	.00	2,050.00	284.20	.00	1,029.96	1,020.04	50	2,210.22
5203.100	Repairs and Maint Supplies General	1,200.00	.00	1,200.00	.00	.00	142.25	1,057.75	12	904.47
5211.135	Utilities Water and Sewer	2,500.00	.00	2,500.00	.00	.00	1,088.64	1,411.36	44	2,562.67
5211.137	Utilities Electric and Gas	2,300.00	.00	2,300.00	.00	.00	1,099.93	1,200.07	48	2,340.25
5214.100	Repair and Maint Service General	2,000.00	.00	2,000.00	.00	.00	280.00	1,720.00	14	280.00
5216.100	Communications General Services	190.00	.00	190.00	.00	.00	62.41	127.59	33	184.12
5304	Furniture & Equipment	2,800.00	.00	2,800.00	.00	.00	.00	2,800.00	0	1,600.00
Program <b>4745 - Paradise Community Park Totals</b>		\$23,397.00	\$0.00	\$23,397.00	\$1,079.37	\$0.00	\$8,374.16	\$15,022.84	36%	\$33,855.29
Program <b>4747 - Public Facilities</b>										
5203.100	Repairs and Maint Supplies General	2,400.00	.00	2,400.00	.00	.00	44.82	2,355.18	2	459.71
5211.135	Utilities Water and Sewer	4,000.00	.00	4,000.00	.00	.00	2,042.99	1,957.01	51	3,886.81
Program <b>4747 - Public Facilities Totals</b>		\$6,400.00	\$0.00	\$6,400.00	\$0.00	\$0.00	\$2,087.81	\$4,312.19	33%	\$4,346.52
Department <b>45 - Public Works Totals</b>		\$96,772.00	\$0.00	\$96,772.00	\$3,817.37	\$945.29	\$35,636.39	\$60,190.32	38%	\$133,799.46
<b>EXPENSE TOTALS</b>		\$10,007,207.00	\$162,078.00	\$10,169,285.00	\$574,987.97	(\$9,042.21)	\$3,824,224.35	\$6,354,102.86	38%	\$10,243,639.94
Fund <b>1010 - General Fund Totals</b>										
<b>REVENUE TOTALS</b>		9,846,031.00	93,322.00	9,939,353.00	245,668.54	.00	1,202,964.73	8,736,388.27	12	9,908,150.53
<b>EXPENSE TOTALS</b>		10,007,207.00	162,078.00	10,169,285.00	574,987.97	(9,042.21)	3,824,224.35	6,354,102.86	38	10,243,639.94
Fund <b>1010 - General Fund Totals</b>		(\$161,176.00)	(\$68,756.00)	(\$229,932.00)	(\$329,319.43)	\$9,042.21	(\$2,621,259.62)	\$2,382,285.41		(\$335,489.41)
Grand Totals										
<b>REVENUE TOTALS</b>		9,846,031.00	93,322.00	9,939,353.00	245,668.54	.00	1,202,964.73	8,736,388.27	12	9,908,150.53
<b>EXPENSE TOTALS</b>		10,007,207.00	162,078.00	10,169,285.00	574,987.97	(9,042.21)	3,824,224.35	6,354,102.86	38	10,243,639.94
Grand Totals		(\$161,176.00)	(\$68,756.00)	(\$229,932.00)	(\$329,319.43)	\$9,042.21	(\$2,621,259.62)	\$2,382,285.41		(\$335,489.41)



# Budget Performance Report

Fiscal Year to Date 11/30/12

Exclude Rollup Account

Account	Account Description	Adopted Budget	Budget Amendments	Amended Budget	Current Month Transactions	YTD Encumbrances	YTD Transactions	Budget - YTD Transactions	% used/ Rec'd	Prior Year Total
<b>Fund 2030 - Building Safety &amp; Waste Wtr Svcs</b>										
<b>REVENUE</b>										
Department <b>40 - Community Development</b>										
Program <b>4730 - Building and Onsite Inspections</b>										
3380.102	Local Government Revenue Fines and Citations Onsite	6,000.00	.00	6,000.00	120.00	.00	335.00	5,665.00	6	8,665.83
3401.301	CDD Building Plan Check Fees	56,000.00	.00	56,000.00	1,960.42	.00	23,878.85	32,121.15	43	54,455.10
3401.302	CDD Building Construction Review-Bldg Permit	165,000.00	.00	165,000.00	5,012.24	.00	54,200.49	110,799.51	33	166,396.56
3401.306	CDD Building Development Permit/DIF Est Req	76.00	.00	76.00	.00	.00	.00	76.00	0	76.00
3401.307	CDD Building Design Review Application	64.00	.00	64.00	64.00	.00	128.00	(64.00)	200	64.00
3401.320	CDD Building Permit Valuation Surcharge	49.00	.00	49.00	8.00	.00	91.00	(42.00)	186	56.00
3404.116	Onsite Land Use Review	4,500.00	.00	4,500.00	.00	.00	1,157.00	3,343.00	26	5,343.00
3404.117	Onsite Repairs to Maintain Existing Use	47,000.00	.00	47,000.00	4,217.00	.00	23,689.00	23,311.00	50	62,893.88
3404.118	Onsite New Installation Standard System	1,500.00	.00	1,500.00	.00	.00	472.00	1,028.00	31	1,248.00
3404.119	Onsite Permit: Alteration/Expanded Use	1,000.00	.00	1,000.00	.00	.00	543.00	457.00	54	1,086.00
3404.120	Onsite Review for Land Division	575.00	.00	575.00	.00	.00	.00	575.00	0	575.00
3404.123	Onsite Hourly Service Fee	.00	.00	.00	.00	.00	228.00	(228.00)	+++	112.94
3404.125	Onsite Escrow Clearance	25,000.00	.00	25,000.00	1,600.00	.00	11,968.00	13,032.00	48	28,088.32
3404.126	Onsite Building Permit Clearance	4,000.00	.00	4,000.00	96.00	.00	1,568.00	2,432.00	39	4,586.05
3404.127	Onsite Operating Permit/Annual	360,900.00	.00	360,900.00	1,155.14	.00	11,083.10	349,816.90	3	366,340.37
3404.128	Onsite Construct Install Permit Renewal	240.00	.00	240.00	.00	.00	.00	240.00	0	661.00
3404.130	Onsite Water Well Clearance	.00	.00	.00	.00	.00	.00	.00	+++	80.00
3404.137	Onsite Alternative Systems Review	2,400.00	.00	2,400.00	.00	.00	703.00	1,697.00	29	3,735.00
3404.138	Onsite Abandonment of Septic System	819.00	.00	819.00	.00	.00	.00	819.00	0	936.00
3404.150	Onsite Annual Evaluator License Fee	400.00	.00	400.00	128.00	.00	1,056.00	(656.00)	264	192.00
3410.150	Administrative Services Late Fees	.00	.00	.00	.00	.00	13.05	(13.05)	+++	86.85
3422.337	Fire Code Enforcement Inspection	8,000.00	.00	8,000.00	1,590.00	.00	7,043.36	956.64	88	12,136.74
3422.339	Fire State Licensed Fire Inspection	140.00	.00	140.00	.00	.00	100.30	39.70	72	200.00
3422.368	Fire Permit Fees	1,500.00	.00	1,500.00	.00	.00	2,088.00	(588.00)	139	3,354.00
3422.369	Fire Plan Review	.00	.00	.00	.00	.00	.00	.00	+++	317.00
3422.371	Fire Inspections	.00	.00	.00	.00	.00	.00	.00	+++	156.00
3610.150	Interest Revenue Interfund Loans	5,606.00	.00	5,606.00	.00	.00	640.71	4,965.29	11	8,122.83
3902.100	Miscellaneous Revenue General	.00	.00	.00	.02	.00	9.24	(9.24)	+++	(.55)
Program <b>4730 - Building and Onsite Inspections Totals</b>		\$690,769.00	\$0.00	\$690,769.00	\$15,950.82	\$0.00	\$140,995.10	\$549,773.90	20%	\$729,963.92
Department <b>40 - Community Development Totals</b>		\$690,769.00	\$0.00	\$690,769.00	\$15,950.82	\$0.00	\$140,995.10	\$549,773.90	20%	\$729,963.92
<b>REVENUE TOTALS</b>		\$690,769.00	\$0.00	\$690,769.00	\$15,950.82	\$0.00	\$140,995.10	\$549,773.90	20%	\$729,963.92
<b>EXPENSE</b>										
Department <b>40 - Community Development</b>										
Program <b>4730 - Building and Onsite Inspections</b>										
5101	Salaries - Permanent	312,424.00	.00	312,424.00	23,344.63	.00	116,723.21	195,700.79	37	278,702.53
5102	Salaries - Temporary	5,000.00	.00	5,000.00	142.50	.00	704.50	4,295.50	14	10,206.06
5106.100	Incentives & Admin Leave Administrative Leave	10,577.00	.00	10,577.00	.00	.00	.00	10,577.00	0	8,723.90



# Budget Performance Report

Fiscal Year to Date 11/30/12

Exclude Rollup Account

Account	Account Description	Adopted Budget	Budget Amendments	Amended Budget	Current Month Transactions	YTD Encumbrances	YTD Transactions	Budget - YTD Transactions	% used/ Rec'd	Prior Year Total
Fund 2030 - Building Safety & Waste Wtr Svcs										
EXPENSE										
Department 40 - Community Development										
Program 4730 - Building and Onsite Inspections										
5106.200	Incentives & Admin Leave Gym Reimbursement	140.00	.00	140.00	.00	.00	70.20	69.80	50	51.30
5107	Car Allowance/Mileage	984.00	.00	984.00	82.00	.00	410.00	574.00	42	534.00
5109.101	Allowances Boot Allowance	300.00	.00	300.00	.00	.00	300.00	.00	100	317.93
5111	Medicare	4,775.00	.00	4,775.00	336.91	.00	1,721.56	3,053.44	36	4,460.78
5112.101	Retirement Contribution PERS	35,501.00	.00	35,501.00	2,628.29	.00	13,141.70	22,359.30	37	29,421.82
5113	Worker's Compensation	23,065.00	.00	23,065.00	.00	.00	11,532.50	11,532.50	50	18,106.44
5114.101	Health Insurance Medical	68,223.00	.00	68,223.00	5,635.65	.00	22,013.21	46,209.79	32	60,181.46
5114.102	Health Insurance Dental	.00	.00	.00	692.52	.00	3,436.29	(3,436.29)	+++	.00
5114.103	Health Insurance Vision	.00	.00	.00	37.44	.00	184.58	(184.58)	+++	.00
5115	Unemployment Compensation	15,000.00	.00	15,000.00	148.73	.00	6,408.05	8,591.95	43	25,330.38
5116.101	Life and Disability Insurance Life & Disab.	3,296.00	.00	3,296.00	114.46	.00	566.87	2,729.13	17	2,857.84
5116.102	Life and Disability Insurance Long Term/Short Term Disability	.00	.00	.00	148.00	.00	789.53	(789.53)	+++	.00
5119.100	Retiree Costs Medical Insurance	55,490.00	.00	55,490.00	3,879.53	.00	20,177.00	35,313.00	36	41,705.96
5122	Accrual Bank Payoff	.00	.00	.00	.00	.00	.00	.00	+++	7,643.02
5201.100	Office Supplies General	300.00	.00	300.00	.00	.00	.00	300.00	0	116.94
5202.100	Operating Supplies General	1,000.00	.00	1,000.00	.00	.00	22.15	977.85	2	755.94
5203.100	Repairs and Maint Supplies General	100.00	.00	100.00	.00	.00	2.82	97.18	3	2.12
5204	Subscriptions and Code Books	600.00	.00	600.00	.00	.00	.00	600.00	0	309.62
5209.101	Auto Fuel Expense Town Vehicles	3,700.00	.00	3,700.00	.00	.00	1,718.96	1,981.04	46	4,038.13
5210.100	Postage General	1,800.00	.00	1,800.00	.00	.00	335.40	1,464.60	19	1,865.92
5213.100	Professional/Contract Services General	11,000.00	.00	11,000.00	.00	.00	4,149.00	6,851.00	38	37,082.87
5214.100	Repair and Maint Service General	19,888.00	.00	19,888.00	.00	.00	19,888.23	(.23)	100	16,747.99
5216.100	Communications General Services	2,200.00	.00	2,200.00	.00	.00	511.31	1,688.69	23	2,124.64
5218.100	Advertising General	.00	.00	.00	.00	.00	.00	.00	+++	694.49
5219.100	Printing General	.00	.00	.00	.00	.00	25.00	(25.00)	+++	.00
5220.100	Employee Development General	1,000.00	.00	1,000.00	.00	.00	340.00	660.00	34	637.99
5220.110	Employee Development Education Reimb MOU Program	.00	.00	.00	.00	.00	96.50	(96.50)	+++	36.50
5223.105	Meals and Refreshments Emergencies and Meetings	.00	.00	.00	.00	.00	.00	.00	+++	39.20
5501	Debt Service Payment - Principal	10,107.00	.00	10,107.00	.00	.00	193.00	9,914.00	2	52,424.57
5910.010	Transfers Out To General Fund	111,415.00	.00	111,415.00	.00	.00	33,432.00	77,983.00	30	88,640.00
Program 4730 - Building and Onsite Inspections Totals		\$697,885.00	\$0.00	\$697,885.00	\$37,190.66	\$0.00	\$258,893.57	\$438,991.43	37%	\$693,760.34
Department 40 - Community Development Totals		\$697,885.00	\$0.00	\$697,885.00	\$37,190.66	\$0.00	\$258,893.57	\$438,991.43	37%	\$693,760.34
EXPENSE TOTALS		\$697,885.00	\$0.00	\$697,885.00	\$37,190.66	\$0.00	\$258,893.57	\$438,991.43	37%	\$693,760.34
Fund 2030 - Building Safety & Waste Wtr Svcs Totals										
REVENUE TOTALS		690,769.00	.00	69.00	15,950.82	.00	140,995.10	549,773.90	20	729,963.92



# Budget Performance Report

Fiscal Year to Date 11/30/12

Exclude Rollup Account

Account	Account Description	Adopted Budget	Budget Amendments	Amended Budget	Current Month Transactions	YTD Encumbrances	YTD Transactions	Budget - YTD Transactions	% used/ Rec'd	Prior Year Total
	EXPENSE TOTALS	697,885.00	.00	697,885.00	37,190.66	.00	258,893.57	438,991.43	37	693,760.34
Fund	2030 - Building Safety & Waste Wtr Svcs Totals	(\$7,116.00)	\$0.00	(\$7,116.00)	(\$21,239.84)	\$0.00	(\$117,898.47)	\$110,782.47		\$36,203.58
	Grand Totals									
	REVENUE TOTALS	690,769.00	.00	690,769.00	15,950.82	.00	140,995.10	549,773.90	20	729,963.92
	EXPENSE TOTALS	697,885.00	.00	697,885.00	37,190.66	.00	258,893.57	438,991.43	37	693,760.34
	Grand Totals	(\$7,116.00)	\$0.00	(\$7,116.00)	(\$21,239.84)	\$0.00	(\$117,898.47)	\$110,782.47		\$36,203.58



# Budget Performance Report

Fiscal Year to Date 11/30/12

Exclude Rollup Account

Account	Account Description	Adopted Budget	Budget Amendments	Amended Budget	Current Month Transactions	YTD Encumbrances	YTD Transactions	Budget - YTD Transactions	% used/ Rec'd	Prior Year Total
<b>Fund 2070 - Animal Control</b>										
<b>REVENUE</b>										
Department <b>30 - Police</b>										
Program <b>4540 - Police - Animal Control</b>										
3120.330	Other Taxes Voter Appointed Parcel Tax	131,075.00	.00	131,075.00	.00	.00	.00	131,075.00	0	131,081.10
3380.105	Local Government Revenue Fines and Citations Animal Cntrl	1,600.00	.00	1,600.00	100.01	.00	1,250.01	349.99	78	1,647.00
3410.150	Administrative Services Late Fees	2,400.00	.00	2,400.00	38.00	.00	915.20	1,484.80	38	2,819.69
3455.200	Animal Control Adoption Fees	5,400.00	.00	5,400.00	23.00	.00	1,481.00	3,919.00	27	5,276.00
3455.205	Animal Control Surrender/Euth/Disp Fees	4,500.00	.00	4,500.00	30.00	.00	973.50	3,526.50	22	4,682.14
3455.210	Animal Control Dog Licenses	21,500.00	.00	21,500.00	679.00	.00	6,583.00	14,917.00	31	22,723.41
3455.225	Animal Control Impound/Quarantine Fees	6,600.00	.00	6,600.00	319.50	.00	1,960.00	4,640.00	30	6,231.00
3455.235	Animal Control Deer Validation	8.00	.00	8.00	4.00	.00	28.00	(20.00)	350	8.00
3902.100	Miscellaneous Revenue General	.00	.00	.00	.00	.00	989.40	(989.40)	+++	.00
3910.811	Transfers In From Animal Control Donations	16,457.00	.00	16,457.00	.00	.00	5,489.00	10,968.00	33	21,585.00
Program <b>4540 - Police - Animal Control Totals</b>		<b>\$189,540.00</b>	<b>\$0.00</b>	<b>\$189,540.00</b>	<b>\$1,193.51</b>	<b>\$0.00</b>	<b>\$19,669.11</b>	<b>\$169,870.89</b>	<b>10%</b>	<b>\$196,053.34</b>
Department <b>30 - Police Totals</b>		<b>\$189,540.00</b>	<b>\$0.00</b>	<b>\$189,540.00</b>	<b>\$1,193.51</b>	<b>\$0.00</b>	<b>\$19,669.11</b>	<b>\$169,870.89</b>	<b>10%</b>	<b>\$196,053.34</b>
<b>REVENUE TOTALS</b>		<b>\$189,540.00</b>	<b>\$0.00</b>	<b>\$189,540.00</b>	<b>\$1,193.51</b>	<b>\$0.00</b>	<b>\$19,669.11</b>	<b>\$169,870.89</b>	<b>10%</b>	<b>\$196,053.34</b>
<b>EXPENSE</b>										
Department <b>30 - Police</b>										
Program <b>4540 - Police - Animal Control</b>										
5101	Salaries - Permanent	61,223.00	.00	61,223.00	2,353.36	.00	11,783.60	49,439.40	19	49,577.34
5102	Salaries - Temporary	17,409.00	.00	17,409.00	2,679.06	.00	12,228.46	5,180.54	70	24,263.10
5104	Wages - PS Holiday Pay	1,941.00	.00	1,941.00	141.72	.00	708.60	1,232.40	37	2,573.35
5105	Salaries - Overtime/FLSA	3,500.00	.00	3,500.00	142.92	.00	476.41	3,023.59	14	3,038.77
5106.200	Incentives & Admin Leave Gym Reimbursement	540.00	.00	540.00	.00	.00	.00	540.00	0	436.15
5109.100	Allowances Uniform Allowance	682.00	.00	682.00	56.84	.00	284.20	397.80	42	1,010.52
5111	Medicare	1,211.00	.00	1,211.00	69.53	.00	331.76	879.24	27	1,159.27
5112.101	Retirement Contribution PERS	5,690.00	.00	5,690.00	392.19	.00	1,978.03	3,711.97	35	7,395.10
5112.102	Retirement Contribution Social Security	.00	.00	.00	103.40	.00	436.10	(436.10)	+++	16.07
5113	Worker's Compensation	6,472.00	.00	6,472.00	.00	.00	3,236.00	3,236.00	50	6,081.96
5114.101	Health Insurance Medical	12,048.00	.00	12,048.00	867.46	.00	4,335.74	7,712.26	36	16,393.59
5114.102	Health Insurance Dental	.00	.00	.00	119.26	.00	596.30	(596.30)	+++	.00
5114.103	Health Insurance Vision	.00	.00	.00	10.06	.00	50.30	(50.30)	+++	.00
5115	Unemployment Compensation	.00	.00	.00	30.70	.00	317.30	(317.30)	+++	.00
5116.101	Life and Disability Insurance Life & Disab.	424.00	.00	424.00	19.00	.00	95.00	329.00	22	610.54
5116.102	Life and Disability Insurance Long Term/Short Term Disability	.00	.00	.00	15.92	.00	79.60	(79.60)	+++	.00
5119.100	Retiree Costs Medical Insurance	18,068.00	.00	18,068.00	1,771.92	.00	7,169.95	10,898.05	40	17,143.89
5122	Accrual Bank Payoff	.00	.00	.00	.00	.00	.00	.00	+++	6,873.01
5201.100	Office Supplies General	575.00	.00	575.00	.00	.00	211.75	363.25	37	.00
5202.100	Operating Supplies General	2,805.00	.00	2,805.00	18.04	.00	1,582.81	1,222.19	56	2,903.51



# Budget Performance Report

Fiscal Year to Date 11/30/12

Exclude Rollup Account

Account	Account Description	Adopted Budget	Budget Amendments	Amended Budget	Current Month Transactions	YTD Encumbrances	YTD Transactions	Budget - YTD Transactions	% used/ Rec'd	Prior Year Total
<b>Fund 2070 - Animal Control</b>										
<b>EXPENSE</b>										
Department <b>30 - Police</b>										
Program <b>4540 - Police - Animal Control</b>										
5203.100	Repairs and Maint Supplies General	300.00	.00	300.00	.00	.00	293.97	6.03	98	222.81
5204	Subscriptions and Code Books	100.00	.00	100.00	.00	.00	.00	100.00	0	90.00
5209.101	Auto Fuel Expense Town Vehicles	5,000.00	.00	5,000.00	.00	.00	1,720.06	3,279.94	34	4,164.83
5210.100	Postage General	500.00	.00	500.00	.00	.00	.00	500.00	0	418.39
5211.135	Utilities Water and Sewer	800.00	.00	800.00	.00	.00	374.85	425.15	47	798.77
5211.137	Utilities Electric and Gas	3,800.00	.00	3,800.00	.00	.00	1,391.37	2,408.63	37	3,594.81
5211.139	Utilities Propane	3,400.00	.00	3,400.00	.00	.00	179.10	3,220.90	5	2,011.80
5213.100	Professional/Contract Services General	8,633.00	.00	8,633.00	.00	.00	836.93	7,796.07	10	6,303.52
5214.100	Repair and Maint Service General	1,270.00	.00	1,270.00	.00	.00	85.00	1,185.00	7	1,182.04
5215.100	Rents and Leases Miscellaneous	100.00	.00	100.00	.00	.00	.00	100.00	0	94.38
5216.100	Communications General Services	3,790.00	.00	3,790.00	.00	.00	682.09	3,107.91	18	2,075.63
5218.100	Advertising General	325.00	.00	325.00	.00	.00	39.32	285.68	12	425.16
5219.100	Printing General	125.00	.00	125.00	.00	.00	86.66	38.34	69	44.00
5220.100	Employee Development General	470.00	.00	470.00	.00	.00	.00	470.00	0	525.50
5223.105	Meals and Refreshments Emergencies and Meetings	25.00	.00	25.00	.00	.00	25.42	(.42)	102	.00
5225	Bank Fees and Charges	450.00	.00	450.00	.00	.00	119.85	330.15	27	400.76
5280.100	Bad Debt Write Off Expense	.00	.00	.00	42.32	.00	42.32	(42.32)	+++	.00
5304	Furniture & Equipment	1,350.00	.00	1,350.00	.00	.00	1,000.00	350.00	74	.00
5501	Debt Service Payment - Principal	194.00	.00	194.00	.00	.00	97.00	97.00	50	194.00
5910.010	Transfers Out To General Fund	26,320.00	.00	26,320.00	.00	.00	8,043.00	18,277.00	31	23,394.00
Program <b>4540 - Police - Animal Control Totals</b>		\$189,540.00	\$0.00	\$189,540.00	\$8,833.70	\$0.00	\$60,918.85	\$128,621.15	32%	\$185,416.57
Department <b>30 - Police Totals</b>		\$189,540.00	\$0.00	\$189,540.00	\$8,833.70	\$0.00	\$60,918.85	\$128,621.15	32%	\$185,416.57
<b>EXPENSE TOTALS</b>		\$189,540.00	\$0.00	\$189,540.00	\$8,833.70	\$0.00	\$60,918.85	\$128,621.15	32%	\$185,416.57
Fund <b>2070 - Animal Control Totals</b>										
<b>REVENUE TOTALS</b>		189,540.00	.00	189,540.00	1,193.51	.00	19,669.11	169,870.89	10	196,053.34
<b>EXPENSE TOTALS</b>		189,540.00	.00	189,540.00	8,833.70	.00	60,918.85	128,621.15	32	185,416.57
Fund <b>2070 - Animal Control Totals</b>		\$0.00	\$0.00	\$0.00	(\$7,640.19)	\$0.00	(\$41,249.74)	\$41,249.74		\$10,636.77
Grand Totals										
<b>REVENUE TOTALS</b>		189,540.00	.00	189,540.00	1,193.51	.00	19,669.11	169,870.89	10	196,053.34
<b>EXPENSE TOTALS</b>		189,540.00	.00	189,540.00	8,833.70	.00	60,918.85	128,621.15	32	185,416.57
Grand Totals		\$0.00	\$0.00	\$0.00	(\$7,640.19)	\$0.00	(\$41,249.74)	\$41,249.74		\$10,636.77



# Budget Performance Report

Fiscal Year to Date 11/30/12

Exclude Rollup Account

Account	Account Description	Adopted Budget	Budget Amendments	Amended Budget	Current Month Transactions	YTD Encumbrances	YTD Transactions	Budget - YTD Transactions	% used/ Rec'd	Prior Year Total
<b>Fund 2120 - State Gas Tax</b>										
<b>REVENUE</b>										
Department <b>45 - Public Works</b>										
Program <b>4750 - Public Works - Streets Maint.</b>										
3355.001	State Gas Tax Section 2106	91,197.00	.00	91,197.00	.00	.00	28,251.63	62,945.37	31	107,076.88
3355.002	State Gas Tax Section 2107	233,393.00	.00	233,393.00	.00	.00	51,320.83	182,072.17	22	206,952.00
3355.003	State Gas Tax Section 2107.5	6,000.00	.00	6,000.00	.00	.00	.00	6,000.00	0	6,000.00
3355.005	State Gas Tax Section 2105	129,174.00	.00	129,174.00	.00	.00	30,448.45	98,725.55	24	121,599.18
3355.006	State Gas Tax RSTP Regional Surface Trans Prog	270,000.00	.00	270,000.00	.00	.00	.00	270,000.00	0	302,793.00
3355.007	State Gas Tax Section 2103	290,090.00	.00	290,090.00	.00	.00	47,399.71	242,690.29	16	359,376.13
3410.150	Administrative Services Late Fees	50.00	.00	50.00	.00	.00	246.31	(196.31)	493	311.27
3610.100	Interest Revenue Investments	.00	.00	.00	.00	.00	.00	.00	+++	8.38
3650.100	Donations Private Sources	.00	.00	.00	.00	.00	.00	.00	+++	346.00
3901.100	Refunds & Reimbursements Miscellaneous	.00	.00	.00	.00	.00	.00	.00	+++	178.21
3901.140	Refunds & Reimbursements Negligence Cost Recovery Fees	4,000.00	.00	4,000.00	.00	.00	3,358.78	641.22	84	5,640.76
3902.100	Miscellaneous Revenue General	.00	.00	.00	.00	.00	.00	.00	+++	1,904.25
3910.111	Transfers In From Prop 42 AB438 Fund	.00	.00	.00	.00	.00	.00	.00	+++	49,959.72
3910.112	Transfers In From Federal CMAQ Fund	7,925.00	.00	7,925.00	.00	.00	244.74	7,680.26	3	7,193.88
3910.155	Transfers In From EECG Fund	.00	.00	.00	.00	.00	.00	.00	+++	5,928.12
3910.510	Transfers In From Impact Fees Road Imp Fund	1,981.00	.00	1,981.00	.00	.00	1,242.49	738.51	63	785.16
Program <b>4750 - Public Works - Streets Maint. Totals</b>		\$1,033,810.00	\$0.00	\$1,033,810.00	\$0.00	\$0.00	\$162,512.94	\$871,297.06	16%	\$1,176,052.94
Program <b>4755 - Public Works - Maint. Projects</b>										
Cost Center Activity <b>472 - Digout</b>										
3910.110	Transfers In From Local Transportation Fund	45,000.00	27,509.00	72,509.00	.00	.00	.00	72,509.00	0	.00
Cost Center Activity <b>472 - Digout Totals</b>		\$45,000.00	\$27,509.00	\$72,509.00	\$0.00	\$0.00	\$0.00	\$72,509.00	0%	\$0.00
Cost Center Activity <b>473 - Road Markings/Legends</b>										
3910.110	Transfers In From Local Transportation Fund	70,000.00	.00	70,000.00	.00	.00	.00	70,000.00	0	.00
Cost Center Activity <b>473 - Road Markings/Legends Totals</b>		\$70,000.00	\$0.00	\$70,000.00	\$0.00	\$0.00	\$0.00	\$70,000.00	0%	\$0.00
Cost Center Activity <b>474 - Slurry Seal</b>										
3910.110	Transfers In From Local Transportation Fund	25,000.00	.00	25,000.00	.00	.00	.00	25,000.00	0	.00
Cost Center Activity <b>474 - Slurry Seal Totals</b>		\$25,000.00	\$0.00	\$25,000.00	\$0.00	\$0.00	\$0.00	\$25,000.00	0%	\$0.00
Program <b>4755 - Public Works - Maint. Projects Totals</b>		\$140,000.00	\$27,509.00	\$167,509.00	\$0.00	\$0.00	\$0.00	\$167,509.00	0%	\$0.00
Department <b>45 - Public Works Totals</b>		\$1,173,810.00	\$27,509.00	\$1,201,319.00	\$0.00	\$0.00	\$162,512.94	\$1,038,806.06	14%	\$1,176,052.94
<b>REVENUE TOTALS</b>		\$1,173,810.00	\$27,509.00	\$1,201,319.00	\$0.00	\$0.00	\$162,512.94	\$1,038,806.06	14%	\$1,176,052.94
<b>EXPENSE</b>										
Department <b>45 - Public Works</b>										
Program <b>4750 - Public Works - Streets Maint.</b>										
5101	Salaries - Permanent	401,153.00	.00	401,153.00	29,728.57	.00	129,759.37	271,393.63	32	329,808.30
5103.101	Differential Pay On Call	.00	.00	.00	1,488.60	.00	7,297.50	(7,297.50)	+++	694.50
5103.102	Differential Pay Out of Class	.00	.00	.00	.00	.00	8.10	(8.10)	+++	.00



# Budget Performance Report

Fiscal Year to Date 11/30/12

Exclude Rollup Account

Account	Account Description	Adopted Budget	Budget Amendments	Amended Budget	Current Month Transactions	YTD Encumbrances	YTD Transactions	Budget - YTD Transactions	% used/ Rec'd	Prior Year Total
Fund 2120 - State Gas Tax										
EXPENSE										
Department 45 - Public Works										
Program 4750 - Public Works - Streets Maint.										
5105	Salaries - Overtime/FLSA	8,000.00	.00	8,000.00	227.03	.00	804.15	7,195.85	10	3,777.65
5106.100	Incentives & Admin Leave Administrative Leave	6,638.00	.00	6,638.00	.00	.00	.00	6,638.00	0	4,941.71
5106.200	Incentives & Admin Leave Gym Reimbursement	727.00	.00	727.00	.00	.00	3.60	723.40	0	.00
5107	Car Allowance/Mileage	504.00	.00	504.00	42.00	.00	210.00	294.00	42	978.00
5109.101	Allowances Boot Allowance	1,995.00	.00	1,995.00	.00	.00	1,995.00	.00	100	2,304.00
5111	Medicare	5,127.00	.00	5,127.00	363.92	.00	2,735.96	2,391.04	53	3,203.10
5112.101	Retirement Contribution PERS	41,612.00	.00	41,612.00	3,192.66	.00	13,193.00	28,419.00	32	34,359.63
5113	Worker's Compensation	54,792.00	.00	54,792.00	.00	.00	27,396.00	27,396.00	50	29,693.52
5114.101	Health Insurance Medical	70,008.00	.00	70,008.00	5,387.19	.00	22,701.09	47,306.91	32	63,213.12
5114.102	Health Insurance Dental	.00	.00	.00	953.23	.00	3,881.46	(3,881.46)	+++	.00
5114.103	Health Insurance Vision	.00	.00	.00	76.18	.00	279.61	(279.61)	+++	.00
5115	Unemployment Compensation	5,925.00	.00	5,925.00	198.21	.00	1,955.33	3,969.67	33	10,348.00
5116.101	Life and Disability Insurance Life & Disab.	4,124.00	.00	4,124.00	151.94	.00	684.52	3,439.48	17	3,424.23
5116.102	Life and Disability Insurance Long Term/Short Term Disability	.00	.00	.00	206.96	.00	894.35	(894.35)	+++	.00
5119.100	Retiree Costs Medical Insurance	20,385.00	.00	20,385.00	1,580.24	.00	7,970.85	12,414.15	39	18,649.48
5122	Accrual Bank Payoff	.00	.00	.00	.00	.00	.00	.00	+++	27,675.72
5201.100	Office Supplies General	250.00	.00	250.00	24.92	.00	48.54	201.46	19	52.42
5202.100	Operating Supplies General	3,530.00	.00	3,530.00	.00	.00	1,283.56	2,246.44	36	2,885.09
5203.100	Repairs and Maint Supplies General	113,500.00	.00	113,500.00	199.46	.00	26,515.50	86,984.50	23	71,870.88
5204	Subscriptions and Code Books	300.00	.00	300.00	.00	.00	230.55	69.45	77	.00
5209.101	Auto Fuel Expense Town Vehicles	29,500.00	.00	29,500.00	.00	.00	9,567.35	19,932.65	32	24,372.50
5209.105	Auto Fuel Expense Employee Personal Vehicle Use	50.00	.00	50.00	.00	.00	.00	50.00	0	.00
5210.100	Postage General	20.00	.00	20.00	.00	.00	.00	20.00	0	1.77
5211.137	Utilities Electric and Gas	29,000.00	.00	29,000.00	.00	.00	9,524.45	19,475.55	33	30,791.23
5211.139	Utilities Propane	3,500.00	.00	3,500.00	.00	.00	462.13	3,037.87	13	1,963.69
5213.100	Professional/Contract Services General	43,100.00	.00	43,100.00	.00	.00	5,470.50	37,629.50	13	7,791.00
5214.100	Repair and Maint Service General	88,000.00	.00	88,000.00	(5,487.92)	.00	14,419.81	73,580.19	16	76,451.32
5215.100	Rents and Leases Miscellaneous	12,000.00	.00	12,000.00	.00	.00	.00	12,000.00	0	509.06
5215.131	Rents and Leases Street Maintenance Equipment	.00	.00	.00	.00	.00	.00	.00	+++	5,928.87
5216.100	Communications General Services	3,260.00	.00	3,260.00	128.12	.00	1,209.29	2,050.71	37	3,410.09
5218.100	Advertising General	250.00	.00	250.00	.00	.00	1,293.47	(1,043.47)	517	1,037.00
5219.100	Printing General	150.00	.00	150.00	.00	.00	.00	150.00	0	36.83
5220.100	Employee Development General	5,200.00	.00	5,200.00	.00	.00	308.00	4,892.00	6	759.55
5223.101	Meals and Refreshments Employee Meals-MOU Overtime	400.00	.00	400.00	.00	.00	.00	400.00	0	.00
5223.105	Meals and Refreshments Emergencies and Meetings	1,500.00	.00	1,500.00	.00	.00	.00	1,500.00	0	.00
5280.100	Bad Debt Write Off Expense	.00	.00	.00	729.12	.00	729.12	(729.12)	+++	242.91





# Budget Performance Report

Fiscal Year to Date 11/30/12

Exclude Rollup Account

Account	Account Description	Adopted Budget	Budget Amendments	Amended Budget	Current Month Transactions	YTD Encumbrances	YTD Transactions	Budget - YTD Transactions	% used/ Rec'd	Prior Year Total
<b>Fund 2120 - State Gas Tax</b>										
<b>EXPENSE</b>										
Department <b>45 - Public Works</b>										
Program <b>4750 - Public Works - Streets Maint.</b>										
5304	Furniture & Equipment	41,500.00	.00	41,500.00	.00	.00	1,472.50	40,027.50	4	2,767.85
5501	Debt Service Payment - Principal	37,963.00	.00	37,963.00	29,660.65	.00	29,757.65	8,205.35	78	37,963.57
5910.010	Transfers Out To General Fund	124,067.00	.00	124,067.00	.00	.00	38,425.00	85,642.00	31	102,124.00
Program <b>4750 - Public Works - Streets Maint. Totals</b>		\$1,158,030.00	\$0.00	\$1,158,030.00	\$68,851.08	\$0.00	\$362,487.31	\$795,542.69	31%	\$904,030.59
Program <b>4755 - Public Works - Maint. Projects</b>										
Cost Center Activity <b>472 - Digout</b>										
5213.100	Professional/Contract Services General	44,700.00	27,509.00	72,209.00	.00	.00	68,960.85	3,248.15	96	.00
5218.100	Advertising General	300.00	.00	300.00	.00	.00	.00	300.00	0	.00
Cost Center Activity <b>472 - Digout Totals</b>		\$45,000.00	\$27,509.00	\$72,509.00	\$0.00	\$0.00	\$68,960.85	\$3,548.15	95%	\$0.00
Cost Center Activity <b>473 - Road Markings/Legends</b>										
5213.100	Professional/Contract Services General	70,000.00	.00	70,000.00	.00	.00	.00	70,000.00	0	.00
Cost Center Activity <b>473 - Road Markings/Legends Totals</b>		\$70,000.00	\$0.00	\$70,000.00	\$0.00	\$0.00	\$0.00	\$70,000.00	0%	\$0.00
Cost Center Activity <b>474 - Slurry Seal</b>										
5213.100	Professional/Contract Services General	24,725.00	.00	24,725.00	.00	.00	.00	24,725.00	0	.00
5218.100	Advertising General	250.00	.00	250.00	.00	.00	.00	250.00	0	.00
5219.100	Printing General	25.00	.00	25.00	.00	.00	.00	25.00	0	.00
Cost Center Activity <b>474 - Slurry Seal Totals</b>		\$25,000.00	\$0.00	\$25,000.00	\$0.00	\$0.00	\$0.00	\$25,000.00	0%	\$0.00
Program <b>4755 - Public Works - Maint. Projects Totals</b>		\$140,000.00	\$27,509.00	\$167,509.00	\$0.00	\$0.00	\$68,960.85	\$98,548.15	41%	\$0.00
Department <b>45 - Public Works Totals</b>		\$1,298,030.00	\$27,509.00	\$1,325,539.00	\$68,851.08	\$0.00	\$431,448.16	\$894,090.84	33%	\$904,030.59
<b>EXPENSE TOTALS</b>		\$1,298,030.00	\$27,509.00	\$1,325,539.00	\$68,851.08	\$0.00	\$431,448.16	\$894,090.84	33%	\$904,030.59
Fund <b>2120 - State Gas Tax Totals</b>										
<b>REVENUE TOTALS</b>		1,173,810.00	27,509.00	1,201,319.00	.00	.00	162,512.94	1,038,806.06	14	1,176,052.94
<b>EXPENSE TOTALS</b>		1,298,030.00	27,509.00	1,325,539.00	68,851.08	.00	431,448.16	894,090.84	33	904,030.59
Fund <b>2120 - State Gas Tax Totals</b>		(\$124,220.00)	\$0.00	(\$124,220.00)	(\$68,851.08)	\$0.00	(\$268,935.22)	\$144,715.22		\$272,022.35
Grand Totals										
<b>REVENUE TOTALS</b>		1,173,810.00	27,509.00	1,201,319.00	.00	.00	162,512.94	1,038,806.06	14	1,176,052.94
<b>EXPENSE TOTALS</b>		1,298,030.00	27,509.00	1,325,539.00	68,851.08	.00	431,448.16	894,090.84	33	904,030.59
Grand Totals		(\$124,220.00)	\$0.00	(\$124,220.00)	(\$68,851.08)	\$0.00	(\$268,935.22)	\$144,715.22		\$272,022.35



# Budget Performance Report

Fiscal Year to Date 11/30/12

Exclude Rollup Account

Account	Account Description	Adopted Budget	Budget Amendments	Amended Budget	Current Month Transactions	YTD Encumbrances	YTD Transactions	Budget - YTD Transactions	% used/ Rec'd	Prior Year Total
<b>Fund 5900 - Transit Fund</b>										
<b>REVENUE</b>										
Department <b>40 - Community Development</b>										
Program <b>4820 - CDD - Transit Operations</b>										
3345.001	State Revenues - Other LTF - Local Transit Funds	695,985.00	.00	695,985.00	.00	.00	184,471.15	511,513.85	27	701,533.46
3345.002	State Revenues - Other STA - State Transportation Act	153,616.00	.00	153,616.00	34,832.56	.00	64,951.94	88,664.06	42	118,182.00
3610.100	Interest Revenue Investments	2,500.00	.00	2,500.00	.00	.00	.00	2,500.00	0	3,900.26
3902.201	Miscellaneous Revenue Paratransit Tickets	19,000.00	.00	19,000.00	1,550.00	.00	8,875.00	10,125.00	47	18,100.00
3902.202	Miscellaneous Revenues BC Transit Tickets	10,000.00	.00	10,000.00	840.40	.00	5,420.40	4,579.60	54	11,218.00
Program <b>4820 - CDD - Transit Operations Totals</b>		<b>\$881,101.00</b>	<b>\$0.00</b>	<b>\$881,101.00</b>	<b>\$37,222.96</b>	<b>\$0.00</b>	<b>\$263,718.49</b>	<b>\$617,382.51</b>	<b>30%</b>	<b>\$852,933.72</b>
Department <b>40 - Community Development Totals</b>		<b>\$881,101.00</b>	<b>\$0.00</b>	<b>\$881,101.00</b>	<b>\$37,222.96</b>	<b>\$0.00</b>	<b>\$263,718.49</b>	<b>\$617,382.51</b>	<b>30%</b>	<b>\$852,933.72</b>
<b>REVENUE TOTALS</b>		<b>\$881,101.00</b>	<b>\$0.00</b>	<b>\$881,101.00</b>	<b>\$37,222.96</b>	<b>\$0.00</b>	<b>\$263,718.49</b>	<b>\$617,382.51</b>	<b>30%</b>	<b>\$852,933.72</b>
<b>EXPENSE</b>										
Department <b>40 - Community Development</b>										
Program <b>4820 - CDD - Transit Operations</b>										
5101	Salaries - Permanent	12,819.00	.00	12,819.00	972.88	.00	4,920.05	7,898.95	38	12,356.05
5106.100	Incentives & Admin Leave Administrative Leave	517.00	.00	517.00	.00	.00	.00	517.00	0	499.37
5106.200	Incentives & Admin Leave Gym Reimbursement	22.00	.00	22.00	.00	.00	10.80	11.20	49	16.20
5107	Car Allowance/Mileage	168.00	.00	168.00	14.00	.00	70.00	98.00	42	284.00
5111	Medicare	196.00	.00	196.00	13.43	.00	68.45	127.55	35	242.42
5112.101	Retirement Contribution PERS	1,673.00	.00	1,673.00	127.19	.00	642.04	1,030.96	38	1,722.23
5113	Worker's Compensation	129.00	.00	129.00	.00	.00	64.50	64.50	50	482.52
5114.101	Health Insurance Medical	2,075.00	.00	2,075.00	161.19	.00	693.93	1,381.07	33	1,945.58
5114.102	Health Insurance Dental	.00	.00	.00	21.17	.00	104.75	(104.75)	+++	.00
5114.103	Health Insurance Vision	.00	.00	.00	1.82	.00	9.16	(9.16)	+++	.00
5115	Unemployment Compensation	.00	.00	.00	5.92	.00	61.28	(61.28)	+++	.00
5116.101	Life and Disability Insurance Life & Disab.	118.00	.00	118.00	4.10	.00	20.15	97.85	17	119.32
5116.102	Life and Disability Insurance Long Term/Short Term Disability	.00	.00	.00	6.76	.00	33.31	(33.31)	+++	.00
5122	Accrual Bank Payoff	.00	.00	.00	.00	.00	.00	.00	+++	3,615.35
5213.100	Professional/Contract Services General	887,428.00	.00	887,428.00	.00	.00	430,388.00	457,040.00	48	802,091.98
5260	Miscellaneous	29,000.00	.00	29,000.00	.00	.00	11,905.00	17,095.00	41	29,318.00
5910.010	Transfers Out To General Fund	3,172.00	.00	3,172.00	.00	.00	1,048.00	2,124.00	33	2,557.00
Program <b>4820 - CDD - Transit Operations Totals</b>		<b>\$937,317.00</b>	<b>\$0.00</b>	<b>\$937,317.00</b>	<b>\$1,328.46</b>	<b>\$0.00</b>	<b>\$450,039.42</b>	<b>\$487,277.58</b>	<b>48%</b>	<b>\$855,250.02</b>
Department <b>40 - Community Development Totals</b>		<b>\$937,317.00</b>	<b>\$0.00</b>	<b>\$937,317.00</b>	<b>\$1,328.46</b>	<b>\$0.00</b>	<b>\$450,039.42</b>	<b>\$487,277.58</b>	<b>48%</b>	<b>\$855,250.02</b>
<b>EXPENSE TOTALS</b>		<b>\$937,317.00</b>	<b>\$0.00</b>	<b>\$937,317.00</b>	<b>\$1,328.46</b>	<b>\$0.00</b>	<b>\$450,039.42</b>	<b>\$487,277.58</b>	<b>48%</b>	<b>\$855,250.02</b>
<b>Fund 5900 - Transit Fund Totals</b>										
<b>REVENUE TOTALS</b>		<b>881,101.00</b>	<b>.00</b>	<b>881,101.00</b>	<b>37,222.96</b>	<b>.00</b>	<b>263,718.49</b>	<b>617,382.51</b>	<b>30</b>	<b>852,933.72</b>
<b>EXPENSE TOTALS</b>		<b>937,317.00</b>	<b>.00</b>	<b>937,317.00</b>	<b>1,328.46</b>	<b>.00</b>	<b>450,039.42</b>	<b>487,277.58</b>	<b>48</b>	<b>855,250.02</b>
<b>Fund 5900 - Transit Fund Totals</b>		<b>(\$56,216.00)</b>	<b>\$0.00</b>	<b>(\$56,216.00)</b>	<b>\$35,894.50</b>	<b>\$0.00</b>	<b>(\$186,320.93)</b>	<b>\$130,104.93</b>		<b>(\$2,316.30)</b>



# Budget Performance Report

Fiscal Year to Date 11/30/12  
Exclude Rollup Account

Grand Totals									
REVENUE TOTALS	881,101.00	.00	881,101.00	37,222.96	.00	263,718.49	617,382.51	30	852,933.72
EXPENSE TOTALS	937,317.00	.00	937,317.00	1,328.46	.00	450,039.42	487,277.58	48	855,250.02
Grand Totals	(\$56,216.00)	\$0.00	(\$56,216.00)	\$35,894.50	\$0.00	(\$186,320.93)	\$130,104.93		(\$2,316.30)

**TOWN OF PARADISE**  
**Council Agenda Summary**  
**Date: December 11, 2012**

**AGENDA NO. 7g**

**ORIGINATED BY:** Crystal Peters, Human Resources & Risk Management Analyst

**REVIEWED BY:** Charles L. Rough, Jr., Town Manager  
Gina Will, Finance Director  
Dwight Moore, Town Attorney

**SUBJECT:** Adopt Resolutions Fixing the Employer's Contribution Under the Public Employees' Medical and Hospital Care Act

**COUNCIL ACTION REQUESTED:** Move to adopt:

1. Resolution No. 12-\_\_\_\_, "A Resolution Of The Town Council Of The Town Of Paradise, Fixing the Employer's Contribution Under the Public Employees' Medical And Hospital Care Act With Respect To Members Of A Specific Employee Organization (Paradise Firefighters Association); And Fixing The Employer's Contribution For Employees And The Employer's Contribution For Annuitants At Different Amounts"
2. Resolution No. 12-\_\_\_\_, "A Resolution Of The Town Council Of The Town Of Paradise, Fixing the Employer's Contribution Under the Public Employees' Medical And Hospital Care Act With Respect To Members Of A Specific Employee Organization (Paradise Police Officers Association); And Fixing The Employer's Contribution For Employees And The Employer's Contribution For Annuitants At Different Amounts"
3. Resolution No. 12-\_\_\_\_, "A Resolution Of The Town Council Of The Town Of Paradise, Fixing the Employer's Contribution Under the Public Employees' Medical And Hospital Care Act With Respect To Members Of A Specific Employee Organization (Fire Mid-Management Group); And Fixing The Employer's Contribution For Employees And The Employer's Contribution For Annuitants At Different Amounts"; **OR**
4. Refer recommended resolutions back to staff for further development.

**BACKGROUND:**

The Public Employees' Medical and Hospital Care Act governs the method in which PERS is informed of the current benefit dollar amounts that a public agency agrees to pay towards medical premiums for active employees.

As a result of the rate increase passed along by PERS for calendar year 2013, there is a consequential change required in the maximum amount paid towards active employee medical benefits by the Town, for Town employee units in accordance with the various memorandums of understanding. After extensive negotiations, the police and fire associations have agreed to cap the Town's contribution rate at the 2013 rates. Although the Town's fire services will be contracted through Cal-Fire effective December 1, 2012, the fire units PERS Resolutions are the

guiding document for retiree medical premiums and therefore are required to be processed.

Updated Town of Paradise 2013 Health Benefits Monthly Rate spreadsheets that incorporate the agreed capped split between employer and employee paid health benefits are attached.

As part of this process, PERS requires that the Town of Paradise has fully complied with any and all applicable provisions of California Government Code Section 7507 for all employee units. Section 7507 relates to the actuarial impact on future cost.

The attached resolutions have been prepared for processing by PERS to reflect Council approved medical benefits in accordance with the memorandums of understanding with the various employee units.

### **FINANCIAL IMPACT:**

The 2013 calendar year brings slight changes to medical premiums. Overall, there is an increase in the amount of money the Town will pay towards active employee and annuitant medical premiums. These figures have been included in the current fiscal budget.

The attached actuarial study forecasts the cost of maintaining the benefit cost structure for post employment benefits as at July 1, 2011, currently estimated at 29.8 million dollars (no consideration of recent capping of benefits with PFA & POA available). This actuarial report has been available to the public a number upon receipt and again with this agenda summary for compliance with California Government Code Section 7507.

**TOWN OF PARADISE  
RESOLUTION NO. 12-**

**A RESOLUTION OF THE TOWN COUNCIL OF THE TOWN OF PARADISE  
FIXING THE EMPLOYER'S CONTRIBUTION UNDER THE  
PUBLIC EMPLOYEES' MEDICAL AND HOSPITAL CARE ACT  
WITH RESPECT TO MEMBERS OF A SPECIFIC EMPLOYEE ORGANIZATION  
(PARADISE FIREFIGHTERS ASSOCIATION)**

WHEREAS, Government Code Section 22892(a) provides that a local agency contracting under the Public Employees' Medical and Hospital Care Act shall fix the amount of the employer's contribution at an amount not less than the amount required under Section 22892(b)(1) of the Act, and

WHEREAS, Government Code Section 22892(c) provides that a contracting agency may fix the amount of the employer's contribution for employees and the employer's contribution for annuitants at different amounts, provided that the monthly contribution for annuitants is annually increased to equal an amount not less than the number of years the contracting agency has been subject to this subdivision multiplied by 5 percent of the current monthly contribution for employees, until such time as the amounts are equal; and

WHEREAS, The [Town of Paradise](#), hereinafter referred to as Public Agency is a local agency contracting under the Act for participation by members of the [Paradise Firefighters Association](#).

NOW, THEREFORE, BE IT RESOLVED by the Town Council of the Town of Paradise as follows:

- Section 1. That the employer's contribution for each employee shall be the amount necessary to pay the full cost of his/her enrollment, including the enrollment of his/her family members in a health benefits plan up to a maximum of \$504.15 per month with respect to employee enrolled for self alone, \$1,008.29 per month for an employee enrolled for self and one family member, and \$1,310.79 per month for an employee enrolled for self and two or more family members, plus administrative fees and Contingency Reserve Fund Assessments; and
- Section 2. That [the Town of Paradise](#) has fully complied with any and all applicable provisions of Government Code Section 7507 in electing the benefits set forth above.

**TOWN OF PARADISE  
RESOLUTION NO. 12-**

**A RESOLUTION OF THE TOWN COUNCIL OF THE TOWN OF PARADISE FIXING THE  
EMPLOYER'S CONTRIBUTION UNDER THE PUBLIC EMPLOYEES' MEDICAL AND  
HOSPITAL CARE ACT WITH RESPECT TO MEMBERS OF A SPECIFIC EMPLOYEE  
ORGANIZATION (PARADISE FIREFIGHTERS ASSOCIATION)**

**PASSED AND ADOPTED** by the Town Council of the Town of Paradise this 11<sup>th</sup> day of December,  
2012, by the following vote:

**AYES:**

**NOES:**

**ABSENT:**

**NOT VOTING:**

\_\_\_\_\_  
Mayor

**ATTEST:**

By: \_\_\_\_\_ Date: \_\_\_\_\_  
Joanna Gutierrez, CMC, Town Clerk

**APPROVED AS TO FORM:**

\_\_\_\_\_  
Dwight L. Moore, Town Attorney

**TOWN OF PARADISE  
RESOLUTION NO. 12-**

**A RESOLUTION OF THE TOWN COUNCIL OF THE TOWN OF PARADISE  
FIXING THE EMPLOYER'S CONTRIBUTION UNDER THE  
PUBLIC EMPLOYEES' MEDICAL AND HOSPITAL CARE ACT  
WITH RESPECT TO MEMBERS OF A SPECIFIC EMPLOYEE ORGANIZATION  
(PARADISE POLICE OFFICERS ASSOCIATION)**

WHEREAS, Government Code Section 22892(a) provides that a local agency contracting under the Public Employees' Medical and Hospital Care Act shall fix the amount of the employer's contribution at an amount not less than the amount required under Section 22892(b)(1) of the Act, and

WHEREAS, Government Code Section 22892(c) provides that a contracting agency may fix the amount of the employer's contribution for employees and the employer's contribution for annuitants at different amounts, provided that the monthly contribution for annuitants is annually increased to equal an amount not less than the number of years the contracting agency has been subject to this subdivision multiplied by 5 percent of the current monthly contribution for employees, until such time as the amounts are equal; and

WHEREAS, The [Town of Paradise](#), hereinafter referred to as Public Agency is a local agency contracting under the Act for participation by members of the [Paradise Police Officers Association](#).

NOW, THEREFORE, BE IT RESOLVED by the Town Council of the Town of Paradise as follows:

- Section 1. That the employer's contribution for each employee shall be the amount necessary to pay the full cost of his/her enrollment, including the enrollment of his/her family members in a health benefits plan up to a maximum of \$504.15 per month with respect to employee enrolled for self alone, \$1,008.29 per month for an employee enrolled for self and one family member, and \$1,310.79 per month for an employee enrolled for self and two or more family members, plus administrative fees and Contingency Reserve Fund Assessments; and
- Section 2. That [the Town of Paradise](#) has fully complied with any and all applicable provisions of Government Code Section 7507 in electing the benefits set forth above.



**TOWN OF PARADISE  
RESOLUTION NO. 12-**

**A RESOLUTION OF THE TOWN COUNCIL OF THE TOWN OF PARADISE FIXING THE  
EMPLOYER'S CONTRIBUTION UNDER THE PUBLIC EMPLOYEES' MEDICAL AND  
HOSPITAL CARE ACT WITH RESPECT TO MEMBERS OF A SPECIFIC EMPLOYEE  
ORGANIZATION (PARADISE POLICE OFFICERS ASSOCIATION)**

**PASSED AND ADOPTED** by the Town Council of the Town of Paradise this 11<sup>th</sup> day of December,  
2012, by the following vote:

**AYES:**

**NOES:**

**ABSENT:**

**NOT VOTING:**

\_\_\_\_\_  
Mayor

**ATTEST:**

By: \_\_\_\_\_ Date: \_\_\_\_\_  
Joanna Gutierrez, CMC, Town Clerk

**APPROVED AS TO FORM:**

\_\_\_\_\_  
Dwight L. Moore, Town Attorney

**TOWN OF PARADISE  
RESOLUTION NO. 12-**

**A RESOLUTION OF THE TOWN COUNCIL OF THE TOWN OF PARADISE  
FIXING THE EMPLOYER'S CONTRIBUTION UNDER THE  
PUBLIC EMPLOYEES' MEDICAL AND HOSPITAL CARE ACT  
WITH RESPECT TO MEMBERS OF A SPECIFIC EMPLOYEE ORGANIZATION  
(PARADISE FIRE MID-MANAGEMENT GROUP)**

WHEREAS, Government Code Section 22892(a) provides that a local agency contracting under the Public Employees' Medical and Hospital Care Act shall fix the amount of the employer's contribution at an amount not less than the amount required under Section 22892(b)(1) of the Act, and

WHEREAS, Government Code Section 22892(c) provides that a contracting agency may fix the amount of the employer's contribution for employees and the employer's contribution for annuitants at different amounts, provided that the monthly contribution for annuitants is annually increased to equal an amount not less than the number of years the contracting agency has been subject to this subdivision multiplied by 5 percent of the current monthly contribution for employees, until such time as the amounts are equal; and

WHEREAS, The [Town of Paradise](#), hereinafter referred to as Public Agency is a local agency contracting under the Act for participation by members of the [Paradise Fire Mid-Management Group](#).

NOW, THEREFORE, BE IT RESOLVED by the Town Council of the Town of Paradise as follows:

- Section 1. That the employer's contribution for each employee shall be the amount necessary to pay the full cost of his/her enrollment, including the enrollment of his/her family members in a health benefits plan up to a maximum of [\\$504.15](#) per month with respect to employee enrolled for self alone, [\\$1,008.29](#) per month for an employee enrolled for self and one family member, and [\\$1,310.79](#) per month for an employee enrolled for self and two or more family members, plus administrative fees and Contingency Reserve Fund Assessments; and
- Section 2. That [the Town of Paradise](#) has fully complied with any and all applicable provisions of Government Code Section 7507 in electing the benefits set forth above.

**TOWN OF PARADISE  
RESOLUTION NO. 12-**

**A RESOLUTION OF THE TOWN COUNCIL OF THE TOWN OF PARADISE FIXING THE  
EMPLOYER'S CONTRIBUTION UNDER THE PUBLIC EMPLOYEES' MEDICAL AND  
HOSPITAL CARE ACT WITH RESPECT TO MEMBERS OF A SPECIFIC EMPLOYEE  
ORGANIZATION (PARADISE FIRE MID-MANAGEMENT GROUP)**

**PASSED AND ADOPTED** by the Town Council of the Town of Paradise this 11<sup>th</sup> day of December,  
2012, by the following vote:

**AYES:**

**NOES:**

**ABSENT:**

**NOT VOTING:**

\_\_\_\_\_  
Mayor

**ATTEST:**

By: \_\_\_\_\_ Date: \_\_\_\_\_  
Joanna Gutierrez, CMC, Town Clerk

**APPROVED AS TO FORM:**

\_\_\_\_\_  
Dwight L. Moore, Town Attorney

# TOWN OF PARADISE 2013 HEALTH BENEFITS MONTHLY RATES

Medical Rates To Be Effective January 1, 2013 - December 31, 2013

POA & PFA

## INSURANCE PREMIUM

## EMPLOYEE SHARE\*

	2013 Employee Only Premium	2013 Employee Plus 1 Premium	2013 Employee + 2 or more Premium	2013 Employee Only Share	2013 Employee Plus One Share	2013 Employee + 2 or more Share
Blue Shield Access + HMO Administrative Fee	777.53 1.94	1,555.06 3.89	2,021.58 5.05	273.38 1.94	546.77 3.89	710.79 5.05
<b>Blue Shield HMO Total</b>	<b>779.47</b>	<b>1,558.95</b>	<b>2,026.63</b>	<b>275.32</b>	<b>550.66</b>	<b>715.84</b>
PERS Choice - Blue Cross PPO Administrative Fee	649.78 1.62	1,299.56 3.25	1,689.43 4.22	145.63 1.62	291.27 3.25	378.64 4.22
<b>PERS Choice Total</b>	<b>651.40</b>	<b>1,302.81</b>	<b>1,693.65</b>	<b>147.25</b>	<b>294.52</b>	<b>382.86</b>
PERS Select - Blue Cross PPO Administrative Fee	474.61 1.19	949.22 2.37	1,233.99 3.08	0.00 1.19	0.00 2.37	0.00 3.08
<b>PERS Select Total</b>	<b>475.80</b>	<b>951.59</b>	<b>1,237.07</b>	<b>1.19</b>	<b>2.37</b>	<b>3.08</b>
PERS Care Administrative Fee	1,055.10 2.64	2,110.20 5.28	2,743.26 6.86	550.95 2.64	1,101.91 5.28	1,432.47 6.86
<b>PERS Care Total</b>	<b>1,057.74</b>	<b>2,115.48</b>	<b>2,750.12</b>	<b>553.59</b>	<b>1,107.19</b>	<b>1,439.33</b>
PORAC (POA & Public Safety only ) Administrative Fee	581.00 1.45	1,088.00 2.72	1,382.00 3.46	76.85 1.45	79.71 2.72	71.21 3.46
<b>PORAC Total</b>	<b>582.45</b>	<b>1,090.72</b>	<b>1,385.46</b>	<b>78.30</b>	<b>82.43</b>	<b>74.67</b>
<b>DENTAL INSURANCE</b>						
Guardian - CMMA & General Unit	149.06	149.06	149.06	29.81	29.81	29.81
Guardian - all other Units	149.06	149.06	149.06	33.76	33.76	33.76
<b>VISION INSURANCE</b>						
Superior Vision	5.90	12.58 **	17.35	1.18	2.52 **	3.47

### Premium Increases for 2013

PERS Select	-0.03%
PORAC	4.50%
PERS Care	5.24%
Blue Shield HMO	10.33%
PERS Choice	16.18%

### TOWN SHARE/CAP\*

	Employee Only	Employee Plus 1	Employee Plus 2 or more
<b>All Units</b>			
Medical	504.15	1,008.29	1,310.79
Dental - CMMA & General Unit	119.25	119.25	119.25
Dental - All others	115.30	115.30	115.30
Vision	4.72	10.06	13.88

THE TOWN PAYS A PRORATION OF THE CAP BASED ON WEEKLY HOURS WORKED FOR PART TIME EMPLOYEES (36 HOUR EMPLOYEES RECEIVE FULL TIME BENEFITS)

### TOWN SHARE/CAP FOR PART TIME EMPLOYEES

Hrs/Week	EE only	EE +1	EE +2+
20	252.08	504.15	655.40
24	302.49	604.97	786.47
26	327.70	655.39	852.01
28	352.91	705.80	917.55
30	378.11	756.22	983.09
32	403.32	806.63	1,048.63
34	428.53	857.05	1,114.17
36	504.15	1,008.29	1,310.79

\*\* Superior Vision also offers an employee and child/children only premium of \$9.60 per month with Town's share at \$7.68 and employee's share at \$1.92

### Part time Employee Share/Month PERS CHOICE

Hrs/Week	EE only	EE+1	EE+2+
20	399.33	798.66	1038.26
24	348.91	697.83	907.18
26	323.71	647.42	841.64
28	298.50	597.01	776.10
30	273.29	546.59	710.56
32	248.08	496.18	645.02
34	222.88	445.76	579.48
36	147.25	294.52	382.86

### Part time Employee Share/Month PERS SELECT

Hrs/Week	EE only	EE+1	EE+2+
20	223.72	447.45	581.68
24	173.31	346.62	450.60
26	148.10	296.20	385.06
28	122.89	245.79	319.52
30	97.68	195.38	253.98
32	72.48	144.96	188.44
34	47.27	94.55	122.90
36	0.00	0.00	0.00

# **TOWN OF PARADISE**

## **VALUATION OF RETIREE HEALTH BENEFITS**

### **REPORT OF GASB 45 ACTUARIAL VALUATION AS OF JULY 1, 2011**

**Prepared by: North Bay Pensions  
February 29, 2012**

## **Contents of This Report**

<b>Actuarial Certification</b>	<b>1</b>	
<b>Summary of Results</b>	<b>2</b>	
<b>Detailed Exhibits</b>		
Exhibit 1	Actuarial Values as of July 1, 2011	<b>4</b>
Exhibit 2	Annual OPEB Cost	<b>5</b>
Exhibit 3	Five-Year Projection of Costs	<b>6</b>
Exhibit 4	Summary of Plan Provisions	<b>7</b>
Exhibit 5	Summary of Actuarial Assumptions	<b>8</b>

## Actuarial Certification

This report presents the determination of benefit obligations under **Statement No. 45 of the Governmental Accounting Standards Board (GASB 45)** as of July 1, 2011 for the retiree health and welfare benefits provided by the Town of Paradise. I was retained by the Town to perform these calculations.

GASB Statement 45, "Accounting and Financial Reporting by Employers for Postemployment Benefits Other Than Pensions", was issued to provide standards for governmental employers to record expense for **Other Postemployment Benefits (OPEB)**. OPEB includes postretirement health and welfare benefits, hence GASB 45 is the appropriate Standard to follow when recording the Town's OPEB obligations.

The information contained in this report was based on participant census information provided to me by the Town. The actuarial assumptions and methods used in this valuation were selected by the Town after consultation with me. I believe the assumptions and methods are reasonable and appropriate for purposes of actuarial computations under GASB 45.

Actuarial computations under GASB 45 are for purposes of fulfilling employer accounting requirements. The calculations reported herein have been made on a basis consistent with my understanding of GASB 45. Determinations for purposes other than meeting employer financial accounting requirements may be significantly different from the results reported herein.

To the best of my knowledge, this report is complete and accurate. This valuation has been conducted in accordance with generally accepted actuarial principles and practices. The undersigned is a Fellow of the Society of Actuaries, a Fellow of the Conference of Consulting Actuaries, and a Member of the American Academy of Actuaries, and meets their continuing education requirements and qualification standards for public statements of actuarial opinion relating to retirement plans, including Actuarial Standards of Practice. In my opinion, I am qualified to perform this valuation.



2-29-12

Nick Franceschine, F.S.A.

### North Bay Pensions

550 DuFranc Avenue  
Paradise, CA 95472  
1-800-594-4590  
FAX 707-823-6189  
[nick@northbaypensions.com](mailto:nick@northbaypensions.com)

## Summary of Results

### Background

The Town maintains a program which pays part of monthly medical insurance premiums on behalf of retired former employees, provided that the employee has satisfied certain requirements. As of July 1, 2011, the Town has funded \$50,059 in a secure trust (SISC) toward the cost of future benefits. The benefits are currently being funded by the Town on a pay-as-you-go basis. The Town has informed me that it intends to continue funding on a pay-as-you-go basis for the near future, and also intends to contribute approximately \$50,000 each year to SISC in the future.

In June 2004, the Governmental Accounting Standards Board (GASB) released Statement No. 45, "Accounting and Financial Reporting by Employers for Postemployment Benefits Other Than Pensions". This statement, often referred to as GASB 45, requires governmental entities to (1) record annual expense for their OPEB and (2) disclose certain information in their year-end financial statements.

The Town has requested this actuarial valuation to determine what its OPEB obligations under the program are, and what the fiscal impact of GASB 45 will be for the 2010-2011 and 2011-2012 fiscal years.

### Present Value of Future Benefits

The Actuarial Present Value of Total Projected Benefits (APVTPB) for all current and former employees, as of July 1, 2011, is **\$29,822,237**. This is the amount the Town would theoretically need to set aside at this time to fully fund all those future benefits.

This value is much lower than the \$45,810,590 that was disclosed in the 2010 valuation report. The primary reason for the decrease is that the benefit cap for non-safety employees has been capped and is no longer expected to increase in future years.

The total value of \$29,822,237 is the sum of these amounts:

Future benefits of current employees	\$ 17,126,693
Future benefits of current retirees	<u>12,695,544</u>
<b>Total present value of all future benefits</b>	<b>\$ 29,822,237</b>

These figures are computed by (1) estimating the OPEB benefits that will be paid to each current and former employee and their beneficiaries (if applicable), upon the employee's retirement from the Town, (2) estimating the likelihood that each payment will be made, taking into consideration the likelihood of remaining employed until retirement age and



the likelihood of survival after retirement, and (3) discounting each expected future payment back to the present date at an assumed rate of investment return.

### **Annual Operating Expense Under GASB 45**

GASB 45 requires that the cost of the program be recognized in a systematic manner over the working careers of employees. There are six different budgeting methods, called “actuarial funding methods”, that can be used to determine what the annual operating expense (called the **Annual OPEB Cost**) will be. The Town has elected to use the Entry Age Normal actuarial funding method with a closed 30-year level dollar amortization of the unfunded actuarial accrued liability.

The actuarial funding method is used to compute the **Annual Required Contribution (ARC)**. The ARC is generally equal to the sum of (1) the value of benefits earned by employees in the current year, plus (2) an amortization of the value of benefits earned by employees in prior years. Annual OPEB Cost is equal to the sum of (a) the ARC, and (b) interest on any unfunded OPEB operating expense from prior years, less (c) an adjustment to reflect the amortization of unfunded OPEB which is already included in the ARC.

For the fiscal year ending June 30, 2011, the Town’s Annual OPEB Cost is **\$2,156,863**. For the 2011-2012 fiscal year, Annual OPEB Cost will be **\$2,262,266**. Detailed derivations of these amounts are shown in Exhibit 2.

Over the next 3 years, the total benefits that the Town is expected to pay to retired employees and their beneficiaries, and the GASB 45 operating expense, are **estimated** to be as follows:

	<u><b>Expected Benefits</b></u>	<u><b>Operating Expense</b></u>
2011-2012 Fiscal Year	\$ 545,571	\$ 2,262,266
2012-2013 Fiscal Year	606,435	2,369,983
2013-2014 Fiscal Year	649,952	2,481,059

Exhibit 3 shows a 5-year projection of expected benefit payments, GASB 45 operating expense, and balance sheet liabilities.

### **Actuarial Assumptions**

The calculations of the program’s obligations involve various estimates of future events. These estimates are called “actuarial assumptions”. The assumptions are described in detail in Exhibit 5 of this report. The calculated results are highly dependent on the assumptions selected.

## Exhibit 1 - Actuarial Values as of July 1, 2011

The Actuarial Present Value of Total Projected Benefits as of July 1, 2011 of all future benefits from the program, for all current and former employees, is as follows:

	<u>Safety Employees</u>	<u>Non-Safety Employees</u>	<u>Total APVTPB</u>	<u>Number of Persons</u>
Current employees	\$ 12,667,483	\$ 4,459,210	\$ 17,126,693	99
Retired former employees	<u>10,092,098</u>	<u>2,603,446</u>	<u>12,695,544</u>	<u>72</u>
Totals	\$ 22,759,581	\$ 7,062,656	\$ 29,822,237	171

This \$29,822,237 is theoretically the amount that the Town would need to set aside as of July 1, 2011 to fully fund the OPEB promises for all current and former employees. As of July 1, 2011, the Town has accrued and funded \$ 50,059 toward this liability.

### Statistical Averages as of July 1, 2011

#### Active Employees

Number	99 employees
Average Age	44.2 years
Average Service	8.7 years

#### Retired Former Employees and Surviving Spouses

Number	72 persons
Average Age	64.6 years

### Source of Information

A census of all eligible Town employees and retirees as of June 30, 2011 was provided to me by the Town.

## Exhibit 2 - Annual OPEB Cost

The cost of each individual's OPEB benefits is amortized on a straight-line basis over his/her working career. For each employee, a "normal cost" is computed, the amount which, if accumulated during each year of employment, will at retirement be sufficient to fund the expected benefits for that individual. The sum of all the individual normal costs for all employees is called the **Normal Cost** of the entire program. The accumulated value of all normal costs attributed to prior years, including the full value of benefits for all currently retired employees, is called the **Actuarial Accrued Liability**. The **Unfunded Actuarial Accrued Liability**, the portion of the Actuarial Accrued Liability which exceeds the plan's assets (if any), is amortized over a period of future years. The **ARC** is the sum of the Normal Cost and the amortization of the Unfunded Actuarial Accrued Liability.

The Annual OPEB Cost for the 2010-2011 and 2011-2012 years is computed in this way:

	<u>2010-2011</u>	<u>2011-2012</u>
1. Normal Cost for the year	\$ 887,486	\$ 922,986
2. Actuarial Accrued Liability	21,286,815	22,612,893
3. Value of Plan Assets	0	50,059
4. Unfunded Actuarial Accrued Liability: 2. minus 3.	21,286,815	22,562,834
5. Amortization of 4. over 30 years from 7-1-2009	1,298,293	1,401,331
6. Annual Required Contribution (ARC): 1. plus 5.	\$ 2,185,779	\$ 2,324,317
7. Net OPEB Obligation at beginning of year	1,607,321	3,247,374
8. One year's interest on 7.	69,115	139,637
9. ARC Adjustment: amortization of 7. over 30 years	(98,031)	(201,688)
10. Annual OPEB Cost: 6. plus 8. plus 9.	\$ 2,156,863	\$ 2,262,266
11. Expected payments to retired employees	466,810	545,571
12. Additional funding sent to SISC	50,000	50,000
13. Increase in Net OPEB Obligation: 10. - 11. - 12.	1,640,053	1,666,695
14. Net OPEB Obligation at end of year: 7. plus 13.	3,247,374	4,914,069

### Exhibit 3 - Five-Year Projection of Costs

Shown below are estimates of the way in which Annual OPEB Cost might be expected to increase over the next five years. In this illustration, it is assumed that the Normal Cost will increase 4% per year, that all actuarial assumptions will remain unchanged, and that the Town will continue funding on a pay-as-you-go basis.

Fiscal Year:	<u>2010-11</u>	<u>2011-12</u>	<u>2012-13</u>	<u>2013-14</u>	<u>2014-15</u>
ARC					
Normal cost	\$ 887,486	\$ 922,986	\$ 959,905	\$ 998,301	\$ 1,038,233
Amortization	<u>1,298,293</u>	<u>1,401,331</u>	<u>1,509,908</u>	<u>1,626,104</u>	<u>1,752,068</u>
Total ARC	\$ 2,185,779	\$ 2,324,317	\$ 2,469,813	\$ 2,624,405	\$ 2,790,301
Plus interest	69,115	139,637	211,305	284,988	361,575
Less ARC adjustment	<u>(98,031)</u>	<u>(201,688)</u>	<u>(311,135)</u>	<u>(428,334)</u>	<u>(555,471)</u>
<b>Annual OPEB Cost</b>	<b>\$2,156,863</b>	<b>\$2,262,266</b>	<b>\$2,369,983</b>	<b>\$2,481,059</b>	<b>\$2,596,405</b>

Benefits paid to retirees	\$ 466,810	\$ 545,571	\$ 606,435	\$ 649,952	\$ 696,892
Additional funding	<u>50,000</u>	<u>50,000</u>	<u>50,000</u>	<u>50,000</u>	<u>50,000</u>
<b>Total Funding</b>	<b>\$ 516,810</b>	<b>\$ 595,571</b>	<b>\$ 656,435</b>	<b>\$ 699,952</b>	<b>\$ 746,892</b>

Increase in net OPEB Obligation	1,640,053	1,666,695	1,713,548	1,781,107	1,849,513
Net OPEB Obligation at beginning of year	1,607,321	3,247,374	4,914,069	6,627,617	8,408,724
<b>Net OPEB Obligation at end of year</b>	<b>\$3,247,374</b>	<b>\$4,914,069</b>	<b>\$6,627,617</b>	<b>\$8,408,724</b>	<b>\$10,258,237</b>

How to read this chart:

- Annual OPEB Cost: Each year's operating expense.
- Total Funding: Amount the Town will contribute each year, equal to the amount paid to retired employees plus \$50,000 paid to SISC.
- Net OPEB Obligation at end of year: The amount on the Town's balance sheet at the end of each year, as an unpaid liability.

#### **Exhibit 4 - Summary of Plan Provisions**

The Town provides these reimbursements to employees who retire from the Town under CalPERS. Payments are made for as long as the retiree (or spouse or dependent domestic partner) is living, unless the retiree/spouse/partner fails to make required premium payments or the marriage/partnership is dissolved.

For current retirees and employees hired prior to 2/2/2011, the Town pays up to these amounts each month:

	<u>In 2011</u>	<u>In 2012</u>
Employee only	\$ 398.11	\$ 433.73
Employee plus spouse	\$ 796.22	\$ 867.45
Employee plus two persons	\$ 931.58	\$ 1,127.69

For two safety employee groups, the maximum amounts increase each year as CalPERS medical premiums increase. For all other employee groups, these amounts do not increase after 2012.

For employees hired after 2/1/2011, the percentage of CalPERS premiums paid by the Town is subject to the following vesting schedule, in addition to the monthly maximums described above: 50% after 10 years of service, plus 10% for each additional year of service, up to 100% after 20 years of service. Also, only 90% of premiums for dependent spouses/partners are reimbursed.

Retiring employees with accumulated unpaid sick leave may choose to have that unpaid sick leave converted to paid-up health care premiums, converted at 50% of the usual daily rate. The Town has indicated that this option is very rarely exercised.

CalPERS administrative fees of 0.45% are paid by the Town.

## Exhibit 5 - Summary of Actuarial Assumptions

**Actuarial Assumptions:** The following assumptions as of July 1, 2011 were selected by the Town in accordance with the requirements of GASB 45. These assumptions are consistent with the 2010 CalPERS OPEB Assumptions Model and, in my opinion, are reasonable and appropriate for purposes of determining OPEB costs under GASB 45.

**Discount rate:** 4.3% per year. This represents a weighted blend of what the Town expects to earn on its investments over the lifetime of the benefits program (4%) and the expected rate of return on the SISC fund (7%).

**Medical Cost Increases (Trend):** CalPERS medical premiums are assumed to increase after 2012 as follows:

2013	7.3 %
2014	7.0 %
2015	6.7 %
2016	6.4 %
2017	6.1 %
2018	5.8 %
2019 and later years	5.5 %

**Coverage Elections:** 100% of eligible employees are assumed to elect coverage upon retirement, and to remain covered under Town plans for life. All retirees and current employees are assumed to remain covered under their current medical plan for life. Employees with no current medical coverage are assumed to elect PERS Choice 50% of the time, and Blue Shield HMO 50% of the time.

**Mortality:** Mortality rates are taken from the 2010 CalPERS OPEB Assumptions Model, projected using Scale AA 15 years for retirees and 30 years for actives. Sample rates for non-safety employees are:

	<u>Pre-Retirement</u>		<u>Post-Retirement</u>	
	<u>Males</u>	<u>Females</u>	<u>Males</u>	<u>Females</u>
Age 30	0.0456 %	0.0266 %	0.0649 %	0.0267 %
Age 40	0.0684 %	0.0413 %	0.0824 %	0.0494 %
Age 50	0.1021 %	0.0753 %	0.1820 %	0.0967 %
Age 60	0.2435 %	0.2289 %	0.5653 %	0.3998 %
Age 70	0.5808 %	0.5584 %	1.3352 %	1.1539 %

Sample rates for police employees are:

	<u>Pre-Retirement</u>		<u>Post-Retirement</u>	
	<u>Males</u>	<u>Females</u>	<u>Males</u>	<u>Females</u>
Age 30	0.0542 %	0.0340 %	0.0649 %	0.0267 %
Age 40	0.0786 %	0.0496 %	0.0824 %	0.0494 %
Age 50	0.1108 %	0.0843 %	0.1820 %	0.0967 %
Age 60	0.2540 %	0.2435 %	0.5653 %	0.3998 %
Age 70	0.5929 %	0.5747 %	1.3352 %	1.1539 %

Sample rates for fire employees are:

	<u>Pre-Retirement</u>		<u>Post-Retirement</u>	
	<u>Males</u>	<u>Females</u>	<u>Males</u>	<u>Females</u>
Age 30	0.0542 %	0.0340 %	0.0700 %	0.0307 %
Age 40	0.0786 %	0.0496 %	0.0930 %	0.0611 %
Age 50	0.1108 %	0.0843 %	0.2390 %	0.1215 %
Age 60	0.2540 %	0.2435 %	0.7200 %	0.4051 %
Age 70	0.5929 %	0.5747 %	1.6750 %	1.0808 %

**Disability:** The incidence of disability is assumed to be small so that it has not been reflected in these calculations.

**Subsidized Benefits:** Medical benefits are provided under plans sponsored by CalPERS, which are considered to be “community rated” within the meaning of GASB 45. Therefore, there is no need at this time to value any implicit subsidy in the premium rates charged to retirees. If at some future time this program ceases to be considered “community rated”, it may be necessary to include the cost of subsidized premiums in the GASB 45 operating expense, which could significantly increase the Town’s future GASB 45 costs.

**Retirement:** Retirement rates for non-safety employees are taken from the 2010 CalPERS OPEB Assumptions Model for “Public Agency Miscellaneous 2.0% at 55”. Sample rates are:

	<u>10 Years Service</u>	<u>20 Years Service</u>	<u>30 Years Service</u>
Age 55	6.4 %	9.4 %	12.7 %
Age 58	6.6 %	9.7 %	13.1 %
Age 61	11.3 %	16.5 %	22.4 %
Age 64	14.8 %	21.6 %	29.4 %
Age 67	16.9 %	24.7 %	33.6 %
Age 70	17.6 %	25.7 %	34.9 %

For police employees, retirement rates are taken from the CalPERS “Police with 3.0% at 50” table. Sample rates are:

	<u>10 Years Service</u>	<u>20 Years Service</u>	<u>30 Years Service</u>
Age 50	7.0 %	13.1 %	24.9 %
Age 53	6.9 %	13.0 %	24.7 %
Age 56	6.9 %	13.0 %	24.7 %
Age 59	9.0 %	17.0 %	32.3 %
Age 62	11.3 %	21.3 %	40.4 %
Age 65	100 %	100 %	100 %

For firefighters, retirement rates are taken from the CalPERS “Fire with 3.0% at 50” table. Sample rates are:

	<u>10 Years Service</u>	<u>20 Years Service</u>	<u>30 Years Service</u>
Age 50	3.4 %	4.8 %	8.0 %
Age 53	8.4 %	11.7 %	19.7 %
Age 56	12.1 %	16.9 %	28.5 %
Age 59	10.0 %	14.0 %	23.6 %
Age 62	12.5 %	17.5 %	29.5 %
Age 65	100 %	100 %	100 %

**Family Status:** Current retirees are assumed to remain with the current spouse or domestic partner for life. 60% of future retirees are assumed to be married and to cover their spouse at the time they retire. Male spouses are assumed to be 3 years older than females.

**Turnover (withdrawal):** Likelihood of termination within the next year is taken from the 2010 CalPERS OPEB Assumptions Model. Sample rates for non-safety employees are:

	<u>5 Years Service</u>	<u>10 Years Service</u>	<u>15 Years Service</u>
Age 20	9.46 %		
Age 30	7.90 %	6.68 %	5.81 %
Age 40	6.32 %	5.07 %	4.24 %
Age 50	1.16 %	0.71 %	0.32 %



For police employees, sample rates are:

	<u>5 Years Service</u>	<u>10 Years Service</u>	<u>15 Years Service</u>
Age 20	2.49 %		
Age 30	2.49 %	1.79 %	1.09 %
Age 40	2.49 %	1.79 %	1.09 %
Age 50	0.86 %	0.53 %	0.27 %

For firefighters, sample rates are:

	<u>5 Years Service</u>	<u>10 Years Service</u>	<u>15 Years Service</u>
Age 20	2.57 %		
Age 30	2.57 %	0.90 %	0.79 %
Age 40	2.57 %	0.90 %	0.79 %
Age 50	0.95 %	0.29 %	0.21 %

**Cost Methodology:** The Entry Age Normal method with normal cost computed as a level dollar amount has been used to develop the Actuarial Accrued Liability and Normal Cost. The Unfunded Actuarial Accrued Liability is being amortized as a level dollar amount, over the closed 30-year period beginning July 1, 2009.

**CalPERS Administrative Fees:** CalPERS administrative fees are assumed to remain 0.45% of premiums in all future years.

**Inflation:** Assumed to be 3.0% per year.

**Benefit Cap Increases:** For all but two of the employee groups, the benefit cap is assumed to remain unchanged in all future years. For two safety employee groups, the cap is assumed to increase at the same rates as CalPERS medical premiums.

**TOWN OF PARADISE  
COUNCIL AGENDA REPORT  
DATE: DECEMBER 11, 2012**

**AGENDA NO. 7(h)**

**ORIGINATED &  
REVIEWED BY: Charles Rough, Town Manager**

**SUBJECT: RECOMENDED ADOPTION OF RESOLUTION NO. 12-\_\_, A  
RESOLUTION OF THE PARADISE TOWN COUNCIL  
APPROVING THE ROLE OF THE MAYOR IN OUR TOWN'S  
COUNCIL/MANAGER FORM OF MUNICIPAL  
GOVERNMENT**

**COUNCIL ACTION REQUESTED:**

- 1. Adopt Resolution No.12-\_\_, a resolution of the Paradise Town Council approving the role of the Mayor in our Town's Council/Manager form of municipal government; or**
- 2. Decline to adopt Resolution No. 12-\_\_ as submitted.**

**BACKGROUND:**

Since the Town's incorporation in 1979, the Town of Paradise has had a voter-approved Council/Manager form of municipal government. The Council/Manager form of municipal government in the United States was the result of a voter inspired "clean government" reform movement that swept through the nation in the late nineteenth and early twentieth centuries, and was in response to the "Tammany Hall" type of political patronage and corruption that existed in city halls in a number of cities at the time.

The Council/Manager form of municipal government is the predominant form of municipal government among large, moderate, and small-sized cities in California. Under the Council/Manager form of government, the city council constitutes the legislative branch of the Town government with ultimate decision-making authority on overall policy and policy direction for the town government, with the city or town manager appointed by the Council to head the executive branch of the Town government, and to serve as its chief executive officer, with the responsibility to manage and administer the city or town government, and implement Council policy decisions.

A majority of the city councils in California with a Council/Manager form of government elect their mayor and vice-mayor from among their five or seven council members to serve for a defined term, which ranges from 1-2 years. Still other cities with a Council/Manager form of

## **Council Agenda Report**

**-2-**

government have a directly elected Mayor who usually serves for a 2-year term. Regardless, whether the mayor is elected by their fellow council members, or directly by the voters, the mayor is considered “first among equals,” which means that they have no veto power or greater decision-making authority than their fellow elected city council members, but they do have an expanded role to fulfill as mayor of their community.

### **DISCUSSION:**

This expanded role for the mayor in a Council/Manager form of government usually includes presiding over all regular and special City Council meetings, and special community meetings sponsored by the city; representing the city at community events; making speeches and special presentations before regional and community organizations; serving as the city’s primary spokesperson to media; representing the city on various intergovernmental entities; lobbying the federal and state governments on issues and projects of importance to the city; signing contracts and agreements that the Council has approved and authorized the mayor to sign; signing warrant checks above a certain designated amount; meeting with community groups and the public on various issues facing the community; conferring regularly with the city or town manager on a variety of issues, including upcoming Council agenda’s; and attending the Manager’s staff meetings on a rotational basis with other members of the Council.

Besides the more traditional ceremonial duties inherent in serving as mayor, our Town’s past mayors have chosen all or some of the above-mentioned mayoral roles that better fit their individual leadership style, and which they felt helped advance those areas of community building and public policy development that they had a keen interest in seeing accomplished during their term.

However, despite past mayors exercising this expanded role of a mayor, there is presently no Town resolution on the books that completely defines the role of the mayor (and in their absence the vice-mayor) beyond references to their ceremonial duties. Therefore, it’s entirely appropriate at the seating of this new Town Council, and selection of a new mayor and vice-mayor, for the Council to consider the adoption of the proposed resolution, which comprehensively sets out the role of the mayor, which has in actuality been performed to some extent already by various past mayors.

The role of the mayor as defined in this resolution recognizes the importance that the position of mayor has in our community; respects the equal policy making authority that the mayor shares with their other elected members of the Town Council; and supports Paradise’s Council/Manager form of municipal government and the Town Manager’s ability to effectively perform their executive management duties and responsibilities.

### **FISCAL IMPACT ANALYSIS:**

Adoption of this resolution does not result in any increased expenses or costs to the Town.

**TOWN OF PARADISE  
RESOLUTION NO.**

**A RESOLUTION APPROVING THE ROLE OF THE MAYOR  
RELATING TO THE PARADISE TOWN COUNCIL/MANAGER FORM  
OF GOVERNMENT**

**WHEREAS**, it is deemed in the best interests of the Town of Paradise to formalize the role and responsibilities of the Mayor.

**NOW, THEREFORE, BE IT RESOLVED BY THE TOWN COUNCIL OF THE TOWN OF PARADISE AS FOLLOWS:**

**SECTION 1.**

- a. The Mayor shall officially preside over all regular and special Town Council meetings, and special community meetings, or town hall forums sponsored by the Town.
- b. The Mayor shall officially represent the town at community events.
- c. The Mayor shall presentations, on behalf of the Town, to regional and community-based organizations.
- d. The Mayor shall be the primary Town spokesperson to the media.
- e. The Mayor shall represent the Town to various intergovernmental entities and committees.
- f. The Mayor shall lead the Town's advocacy efforts with the state and federal governments concerning issues, programs, and projects of importance to the Town.
- g. The Mayor shall sign all Council approved agreements and contracts that the Council has authorized the Mayor to sign.
- h. The Mayor shall sign all warrant checks over \$10,000.
- i. The Mayor shall meet with community groups and individual citizens on various issues facing the community.
- j. The Mayor shall confer on a regular basis with the Town Manager on pending Town issues, including providing the Town Manager with input on upcoming Council agendas.

- k. The Vice-Mayor shall perform the role and responsibilities of the Mayor, in the absence of the Mayor.

**SECTION 2.**

That adoption of this resolution provides a more complete definition of the role of Mayor than has existed heretofore; recognizes the importance that the position of Mayor has in our community; respects the equal policy-making authority that the Mayor shares with the other elected Town Council Members; and supports Paradise's Council/Manager form of municipal government and the Town Manager's ability to effectively perform their executive management duties and responsibilities.

**PASSED AND ADOPTED** by the Town Council of the Town of Paradise, this 11<sup>th</sup> day of December, 2012, by the following vote:

**AYES:**

**NOES:**

**ABSENT:**

**NOT VOTING:**

---

**,Mayor**

**ATTEST:**

---

**Joanna Gutierrez, Town Clerk**

**APPROVED AS TO FORM:**

---

**Dwight L. Moore, Town Attorney**



## Butte County Mosquito and Vector Control District

5117 Larkin Road • Oroville, CA 95965-9250  
Phone: 530-533-6038 • Fax: 530-534-9916  
[www.BCMVCD.com](http://www.BCMVCD.com)

**Matthew C. Ball**  
Manager

October 15, 2012

Paradise Town Council  
5555 Skyway  
Paradise, CA 95969



Dear Council Members:

The appointment of Terry Mallan, representing the Town of Paradise to our Board of Trustees will expire at the end of this year.

It is Board policy that every member should diligently try to attend every meeting, and in this regard Mr. Mallan has attended nine of the ten meetings so far this year. At the Board Meeting of October 10, 2012, Mr. Mallan signified his willingness to serve another term if re-appointed.

For your information, Health and Safety Code Section 2024 governs our Board appointments. Specifically Section 2024(a), states the term of office for a member of the Board of Trustees shall be for either two or four years, at the discretion of the appointing body. Terms of office commence at noon on the first Monday in January.

Please call if you have any questions.

Sincerely,

Matthew C. Ball  
Manager

MCB:ds

cc: Terry Mallan

bdaptpar