



TOWN COUNCIL & SUCCESSOR AGENCY TO THE PARADISE REDEVELOPMENT AGENCY FISCAL YEAR ADOPTED BUDGETS July 11, 2023

1. FY 2023/2024 BUDGET OVERVIEW

[1a.](#) p5 Executive Summary

[1b.](#) p17 Personnel Structure

- Organizational Chart
- Position Control
- Full-Time Equivalent Summary
- Salary Pay Plan

[1c.](#) p32 All Funds Summary

- Appropriations by Use
- Appropriations by Function
- All Funds Summary - Appropriations and Fund Balances
- Transfers

[1d.](#) p51 General Fund

- General Fund Revenue by Source
- General Fund Appropriations by Function
- General Fund Financial Uses by Use
- General Fund Summary
- General Fund Revenue

- Non-Department General Fund Expense
- Expense by Division

[1e.](#) p66 Measure V

- Measure V Financial Uses by Function
- Measure V
- Measure V 2023-2024 Transactions and Use Tax Budget

[1f.](#) p77 Town Council

- Town Council

[1g.](#) p81 Town Manager

- Town Manager

[1h.](#) p85 Town Clerk

- Town Clerk

[1i.](#) p90 Legal Department

- Legal Budget

[1j.](#) p94 Administration

- Central Services
- Information Technology
- Finance Budget
- Human Resources Budget
- Rental Budget
- Emergency Operations Center (EOC) Budget

1k. p118 Police Department

- Police Administration Budget
- Police Department (PD) Operations
- Animal Control
- Police Department (PD) Communications

1l. p141 Fire Department

- Fire Administration
- Fire Suppression
- Fire Volunteers

1m. p155 Community Development Department (CDD)

- Planning
- Waste Management
- Building Safety & Waste Water Management (BSWW)
- Abandoned Vehicle Abatement (AVA)
- Business and Housing Services (BHS) Budget

1n. p182 Public Works Department

- Engineer Budget
- Fleet Maintenance Budget
- Community Park
- Facilities
- Gas Tax
- Transit
- Transportation

1o. p216 Recovery & Economic Development

- Recovery & Economic Development
- Camp Fire 2018

- [1p.](#) p228 Capita Improvement Projects
 - Capital Improvement Projects (CIP) - Spreadsheet
- [1q.](#) p283 COVID-19 Fund
 - COVID-19 Fund Budget
 - American Rescue Plan Act FY 2023-24 Budget
- [1r.](#) p289 Paradise Recovery and Operations (PRO) Fund
 - PG&E Settlement Funds Budget
- [1s.](#) p292 Successor Agency
 - RDA Budget
- [1t.](#) p296 Resolutions
 - Appropriations and Fund Balances
 - Gann Appropriations Limit Resolutions
 - Reserve Resolution
 - Resolution Capital Improvement Projects (CIP) Plan
 - New Job Description Resolution
 - Salary Pay Plan Resolution
 - Redevelopment Agency (RDA) Resolution



Fiscal Year 2023-24 Capital & Operating Budget Executive Summary

Enclosed is the adopted budget for Fiscal Year 2023-24. The budget serves as the Town's primary financial management tool and is an important expression of policy regarding public services and community priorities. The budget considers the Town's short and long-term organizational goals in consideration of available revenue. As such, the budget is utilized as both a financial plan and a communication device. The fund summaries provide an understanding of the financial condition of the funds that comprise the overall budget. The budget includes organizational charts, descriptions of services provided, accomplishments, initiatives, and performance measurements to better explain the functions and program objectives of each department.

Services Provided by the Town

The Town's FY 2023-24 operating and capital budgets were developed to promote financial transparency, and to meet the goals identified by Council for the coming fiscal year. The budget document serves as a planning and monitoring tool for the fulfillment of all services provided by the Town to the citizens of the community. These services include:

- Police protection, education, and enforcement
- Fire protection, prevention, and medical assistance
- Building development and planning services
- Storm water, wastewater, and septic onsite services
- Engineering, project management and program administration services dedicated to leveraging local funds and bringing new money into the community to fund capital improvement projects, rebuild infrastructure damaged by the 2018 Camp Fire, and support the recovery of the community at large
- Public works infrastructure and street maintenance services
- Animal control services for the safety and protection of domestic animals, rabies control, and animal shelter
- Coordination with Butte County Association of Governments to provide transit services within the Town and throughout the region.
- Administration of a business and housing program that provides assistance to home buyers and builders through various funding programs, while supporting local non-profit agencies

- Administration of economic development programs to support local businesses and promote the return of commerce to the Paradise area following the 2018 Camp Fire
- Information, communication, and direct citizen involvement to the democratic process

Long Range Fiscal Sustainability

Due to the destruction of property and loss of population within the Town as a result of the 2018 Camp Fire, the Town's traditional General Fund revenue sources are not currently sufficient to meet the cost of providing the above-mentioned services. Historically, the Town has received the majority of total General Fund revenue from Property Taxes (~40%), Motor Vehicle in Lieu (~18%), Sales Taxes (~15%) and Measure C/V (~10%). Based on current estimates, the Town is expected to receive approximately half of the historical pre-fire annual revenues.

Following the 2018 Camp Fire, the Town received a net settlement from PG&E in the amount of \$219.18 million. Starting with this budget year, the PG&E Settlement proceeds are now referred to as the Paradise Recovery & Operations Fund. The reason for this change in description from PG&E Settlement Funds to Paradise Recovery & Operations Fund, or abbreviated as PRO Fund, is to identify purpose of the funds and importance with a long range view.

To bridge gaps in revenue shortfalls for the foreseeable future, the Town plans to utilize the Paradise Recovery & Operations Fund to balance the budget. This use will allow the Town to continue to provide essential services to the community. Further, the funds are critical for necessary investments into recovery projects, infrastructure projects, unfunded match requirements, and other unanticipated recovery needs.

Town staff has worked diligently with municipal financial advisors to develop a long-term financial sustainability model, which projects future Town of Paradise revenue and expenditures over the coming twenty-five to thirty years. These projections take into consideration a multitude of factors, such as the rate of housing rebuilds in the area, population growth, inflation, cyclical economic downturns, and investment return. Based on the input of these factors, the model projects the amount of annual draw down needed from the PRO Funds to balance the Town's budget. This ensures operational and capital funding needs are met for the foreseeable future.

Of the original Paradise Recovery & Operations Fund, 90% (approx. \$200 million) has been reserved for future use towards operational costs, as directed by Council during the FY 2021-22 budget development process. The remaining 10% of the original settlement amount (approx. \$22 million) has been reserved as a contingency fund for additional operational needs beyond the 25-year projection included in the fiscal sustainability model, and/or to meet any potential additional match funding requirements for recovery projects, as needed.

This model has been, and continues to be, an important and insightful planning tool for current and future decision making. As with any projection of long-term uncertain activity, it is important to note the dynamic nature of the assumptions modeled. As such, the model is continually monitored and updated based on actual activity and new information. The model is currently being updated and will reflect the following assumptions:

- Revenues and Expenditures: Based on the account balances leading into the FY 2023-24 Budget
- Rate of housing rebuild: Based on the rate of rebuild post-2018 Camp Fire, including long term medium growth rate estimates
- Investment return: Based on current rates of return
- Inflation: Based on long-term historical averages

Staff anticipates the updated model to be presented in summer 2023, inclusive of the 2023-24 budget projections.

2022-23 Year in Review

The FY 2022-23 operating and capital budgets were adopted July 12, 2022. The General Fund was adopted with a balanced budget, which was achieved through a transfer from the Paradise Recovery & Operations Fund to compensate for revenue shortfalls resulting from the 2018 Camp Fire. Overall, the FY 2022-23 actual revenues and expenditures have trended largely within budgeted expectations for the previous fiscal year, with relatively minor adjustments approved by Council throughout the year.

Below is a listing of public-facing Departmental accomplishments in the 2022-23 Fiscal Year:

Recovery & Economic Development

- Enrolled 578 Properties in the Category 4 Tree Removal Program.
- Started Construction on Early Warning Sirens (to be completed summer 2023).
- Completed Long Term Community Recovery Plan Update, including 13 new recovery projects.
- Implemented the Business Investment Grant Program and Commercial Sign Removal Program.
- Improved communications through new TV and Radio format and monthly newsletter.
- Maximized advocacy efforts with trips to Washington D.C. and meetings with legislators.
- Held the "Prepared Paradise" Emergency Exercise on June 15.

Police

- Received 3 new Admin vehicles, 6 Patrol Tahoes (2 K-9).
- 2nd Animal Control truck being built and anticipated by end of fiscal year.
- CSO / Evidence Tech pickup is also anticipated by the end of fiscal year.
- Patrol room and Dispatch room remodel / upgrade.
- Dispatch equipment installed and new radio equipment being finalized.

Fire

- Station 81 Remodel.
- Ordered Engine 82.
- Purchase two fire utility vehicles.
- Published the online fire hazard inspection map.

Public Works

- Secured \$199M in CDBG-DR Infrastructure funding for road projects
- Secured \$30M in CDBG-DR Planning funding for the Sewer Project
- Secured \$44M in ATP bike path projects
- Certified EIR for Sewer Project and LAFCo approval
- Completed Storm Drain Master Plan and SPZ Implementation
- Completed multiple facilities projects
- January-March 2023 Emergency Storm Response and Recovery
- Provided robust year-round fleet services
- Public ROW Fuels Reduction efforts
- Completed construction:
 - Road Rehab Phase 1 – Skyway
 - Culvert Repairs
 - Sidewalk Repairs & Infill
 - Sign Repairs
 - Almond/Gap Closure

Community Development

- Transitioned all inspection (Building, Onsite, Fire Prevention, and Code Enforcement) staff to real-time electronic field inspections.
- HCD certification of the 2022-2030 General Plan Housing Element.
- Launched the weed abatement inspection status map on the Town's website.
- Secured the design of 4 ADU and 6 model residential landscape plans for use by the public.
- We migrated our permitting software away from premise hosting and into the cloud.
- During the year, Apr22'-Apr23' successfully processed over 575 residential rebuild applications and issued 512 residential rebuild permits resulting in an additional 555 Certificates of Occupancy.
- Reopened of the green waste yard and recycling center.

2023-24 Ongoing Goals

Continuing on Council initiated goals set in the prior budget year, the following critical priorities remain in the 2023-24 Budget.

- *Financial Sustainability:* Ensure that the budget is balanced and that the annually budgeted transfers from the Paradise Recovery & Operations Fund are in line with the Town's long term operational sustainability model projections to continually ensure long-term financial health is maintained, operational needs are met, and capital projects continue along budgeted schedules.
- *Personnel:* Maintain staffing levels achieved through the FY 2022-23 budget levels to further solidify the Town's personnel structure and ensure that employee capacity is sufficient to cover operational and capital needs. Further, in 2023-24, there are minor increases in staffing for dispatch restoration, Information Systems, Housing and Engineering
- *Disaster Recovery and Capital Improvement Projects:* Continue to properly manage Disaster Recovery and Capital Improvement projects to promote the rebuild of the Town's infrastructure and overall community in line with the Disaster Recovery and Capital Improvement Plan. This comprehensive plan was originally adopted with the FY 2022-23 budget and will continue to be monitored and updated during the FY 2023-24 budget cycle. Shortly after adoption of the 2022-23 budget, the Town of Paradise received about \$230M in additional Disaster Recovery Infrastructure funding. The Disaster Recovery and Capital Improvement Plan included in the budget reflects these new funds and projects planned.

Below is a listing of public-facing Departmental goals in the 2023-24 Fiscal Year:

Recovery & Economic Development

- Complete Phase 2 (removal) of Category 4 Tree Removal Program.
- Complete installation, testing, and “Can you hear me” campaign for Early Warning Sirens.
- Develop Economic Recovery Strategic Plan.
- Plan and hold 5 Year Anniversary events.
- Identify funding and implement programs for business incentive program.
- Support and leverage Chamber of Commerce market study for marketing opportunities.
- Coordinate regional application for CDBG DR Workforce Development funding for a training center in Paradise.

Police

- Hire 2 additional Dispatchers.
- Incrementally phase back PSAP / Dispatch Operations
- Extend BCSO Dispatch Contract for as-needed services only
- Recruit / Hire Dispatchers & Police Officers to fill vacancies.
- Support Animal Shelter Expansion

Fire

- New roof for Station 82.
- Upgrade the VHF radio system at Station 81.
- Upgrade the drinking water system at both fire stations 81 & 82.

Public Works

- Secure construction funding for the Paradise Sewer Project (\$182m)
- Hire a Progressive Design-Build team for the Paradise Sewer Project
- Commence work on new CDBG-DR roadway projects
- Receive reimbursement for federal-match requirements via CDBG-DR
- Start work for formal 30-month fuels reduction project through HMGP
- Safety Improvements for Striping & Guard Rails
- Complete On-System Road Rehab Phase 2 Project (9 miles)
- Complete Off-System Road Rehab Phase 1 Project (10 miles)
- Maintain ROW in all-seasons condition
- Support Animal Control Expansion project
- Receive \$9.3M Gas Tax Backfill allocation
- Evacuation Zone Sign Project
- Fleet Modernization Project

Community Development

- Integrating SolarAPP+ into our online portal for electronic submittal and permitting for residential rooftop solar systems required by SB379.
- Creation of a Sewer Service Area Zoning District.
- Certification of the General Plan Safety Element Update.
- Increase efficiency by expanding our online presence with additional electronic permitting options streamlining processes, making it more convenient for our customers.
- Research options compatible with the current permit system to enable digital plan review and town-wide collaboration for residential and commercial submittals.
- Continue monthly Building Stakeholder meetings focusing on minimizing the risk of future wildfires, using fire-resistant building materials, and implementing wildfire prevention and defensible space mitigation strategies.

2023-24 General Fund Budget

Looking to fiscal year 2023-24, the General Fund budget includes a planned transfer from the Paradise Recovery & Operations Fund in the amount of 11.95 million. The increase in the projected transfer amount compared to the prior year budget is largely the result of several distinct factors listed below:

- Dispatch services restoration
- Cal Fire contract increases
- Increased costs in supplies and services associated with national economic conditions
- Establishment of TOT Reinvestment Program
- Decrease in Animal Control revenues from Measure V for staff operating costs
- Construction of the Animal Control Shelter Expansion Project
- Decrease in traditional gas tax revenues for Public Works (planned to be offset through approved legislative allocation)
- Planned investments into Finance Department studies, reviews and processes
- Planned capital project for roadway evacuation zone signs

Below is a brief table of the Town’s total traditional revenues, expenditures and PRO Transfer:

Year	Traditional Revenues	Expenditures	PRO Transfer
2021-22	\$9.79M	\$16.09M	\$6.30M
2022-23	\$7.95M	\$19.08M	\$11.13M
2023-24	\$11.37M	\$23.32M	\$11.95M

2023-24 Other Funds

The following is a summary of the financial activity of the other major funds included in the FY 2023-24 Operating and Capital budgets. The information is provided in a concise format to allow for an overview of the detailed revenue and expenditure information included in the full budget document.

Measure V – General Fund

Measure C, the 0.50% six-year temporary transaction and use tax, expired on March 31, 2021. Measure V represents a ten-year continuation of this 0.50% temporary transaction and use tax, which will automatically expire on March 31, 2031. Measure C has been extremely beneficial to the Town of Paradise and has met the intended goal of ensuring continued critical services, repairing and replacing long-deferred capital improvements, and purchasing much needed public safety vehicles and equipment. The

proposed Measure V Budget for FY 2023-24 has been drafted to continue to meet the goals of Measure V based on current needs identified by Town staff and previous Committee input, while maintaining a proposed unassigned fund balance of \$1,092,198 through the end of the coming fiscal year.

Proposed expenditures for the coming fiscal year include:

- Fire Department \$295,000
 - Cal Fire Contract Staffing Support
 - Fire Station 82 Roof Replacement
- Police Department \$334,000
 - 2 Tahoes, 1 VIPS vehicle
 - Training & Cadet Sponsorship/Incentive
- Animal Control \$355,000
 - Staffing Support (Reduced)
 - Operations Support
 - Shelter Expansion
- Public Works (Fleet Division) \$316,000
 - Heavy Equipment Lifts
 - Lighting Upgrades, Roofing Repairs
 - Field Utility Truck
 - Exhaust Evacuation System

Fund 2030 – Building Safety and Waste Management

This combined enterprise fund (building & onsite) continues to experience tremendous levels of activity through continued support of rebuild activity in Town. The fund is expected to generate revenues through FY 2023-24 amounting to just over \$3.5M, which continues slightly lower than recent years. Expenditures for FY 2022-23, including transfers out, are budgeted to be \$2.54M, which is expected to continue to maintain the reserve of this fund to \$4.6 million by the end of the next fiscal year. The slight decrease in rebuilding activity is likely due to increasing interest rates affecting regional economic conditions for builders and investors alike.

Fund 2070 – Animal Control

Similar to previous fiscal years, Measure N funding (estimated at \$130,000) which was originally meant to supplement the General Fund contributions toward animal shelter activities and animal control functions, is not sufficient to fund complete operations (excluding one-time capital outlays for shelter expansion). In order to continue to provide the same level of Animal Control functions, operational costs are budgeted to be funded through continued donations from outside agencies, Measure V funds and General Funds.

Fund 2090 – Recovery and Economic Development

The recovery and economic development team continues to fulfill the department mission statement of maximizing the Town's opportunity to recover commercially and residentially resilient, inform and engage residents through public information, advocating on behalf of the Town at the federal and state level, and supporting the restoration of the Town's tax base by attracting residential and commercial investment. The department also provides grant administration and project management over the Town's Hazard Mitigation Grant programs to support the overall recovery of the Town. For the 2023-24 fiscal year, the Recovery and Economic Development Department budget will be moved into the general fund to better align with its departmental function rather than a special fund tied to the Camp Fire. This action is purely administrative.

As of the beginning of FY 2023-24, this fund is expected to have a deficit of \$2.48 million due to the timing of revenue lagging behind revenues received. The specific costs composing this deficit include costs related to the Category 3 Private Tree Program (\$1.12 million), Public Assistance Project Costs (\$35,000), Hazard Mitigation Grant Program administration contract services (\$418,000) and outstanding insurance claims related to the 2018 Camp Fire. Town staff fully expects the revenues to ultimately be realized and is working diligently to secure funding for the costs related to both the current deficit balance and future costs incurred.

Fund 2095 – American Rescue Plan Act (ARPA, COVID-19) Fund

The Town has received federal funding allocations through the American Rescue Plan Act totaling \$2.67 million. To date, \$1.36M of ARPA funds have been spent on various projects approved by the Council such as radio infrastructure, vehicle purchases, facilities and other COVID-19 mitigation measures. The FY 2023-24 Budget includes a total proposed use of these funds of \$1.31M including further projects supporting dispatch restoration, Animal Control Shelter Expansion, and economic development grants.

Fund 2160 – Building and Housing Services

Housing programs are funded through State and Federal Grants and bring dollars into the community that not only help out residents and improve out housing stock, but also help to support those residents who work in the housing industry, including realtors, lenders, contractors/sub-contractors and building suppliers. Building and Housing staff continue to administer critical housing programs through outside funding that offer deferred, low-interest loans to eligible first-time home buyers, deferred, low-interest loans to eligible homeowners for home repairs or reconstruction, grants for septic repair or replacement, and CDBG-DR Multi Family Rental Housing Development Project.

Fund 2110 – Transportation

Butte County Association of Governments (BCAG) estimates apportionments in the amount of \$415,645 will be made available to the Town for the coming fiscal year. These funds add to the transportation funding reserves of \$547,623 currently held with BCAG. Town staff is actively working to identify eligible projects for use of these funds. For FY 2023-24, \$279,000 of available funds are planned to be utilized primarily to support the Almond Street Multi-Modal improvements (Capital Improvement Plan Project #9377), the Ponderosa Safe Routes to School (Capital Improvement Plan Project #9380), the Systematic Intersection Safety Improvements (Capital Improvement Plan Project #9408), the Interim Striping Safety Projects (Capital Improvement Plan Project #9429), and the Pearson Road Hilltop Guard Rail Project (Capital Improvement Plan Project #9430).

Fund 2120 – Gas Tax / Streets Maintenance

A new obstacle for Paradise’s recovery is the significant loss of essential gas-tax revenues resulting from the Town’s extreme decrease in population after the fire. The 2020 Census will states 4,754 people are currently residing in Paradise, compared to the pre-fire population of 26,711. A significant portion of the Town’s gas-tax related revenues are tied to actual population data. The Town’s 2019-2020 Projected Revenues published by CaliforniaCityFinance.com at its pre-fire population was nearly \$1.1M. With new census data, gas tax and other transportation revues are forecasted to decrease by 77% between effective dates of the 2020 census.

The Town of Paradise has successfully advocated for additional funding to support the population-tied gas tax funding in the 2022 State of California Budget. Section 19.56, subdivision (g)(1)(AN) Transportation of the Budget Act of 2022 (the Act) appropriated \$9,300,000 (the Funds) from the State General Fund to Caltrans, to be allocated to Town of Paradise for Road Rehabilitation and Maintenance.

The Town of Paradise anticipates receiving these revenues in lump sum in the 2023-24 Fiscal Year and establishing a separate fund which bridges gaps between actual gas tax revenues and operating costs. The estimated annual allocation of these new funds will be \$930,000 until fully exhausted.

Capital Improvements Program

The current Disaster Recovery and Capital Improvement Program totals \$581.46 million across 52 different projects. This includes the recently awarded CDBG-DR projects totaling \$226.07 million, \$124.09 million in projects that are partially or fully funded, and the proposed \$231.30 million Paradise Sewer Project for which the Town is actively seeking construction funding. Many of the projects within the program are moving toward, or are currently in, the construction phase as the Town continues through the rebuild process. Estimated actual project costs incurred across the 52 different projects during FY 2024-25 total \$126.46 million, with \$109.44 million in additional project costs planned to be incurred during the coming fiscal year. Town Disaster Recovery, Public Works, and Finance staff continue to coordinate efforts to manage the projects, administer the funding programs, monitor costs, and ultimately secure funding.

Conclusion

The Town of Paradise's Capital and Operating Budget reflects the remarkable progress made in our community's recovery and revitalization efforts. It is a testament to the dedicated community-based leadership and hardworking staff who have played a pivotal role in bringing us to this point. Through our collective resilience, we have overcome significant challenges and demonstrated our unwavering commitment to rebuilding our community. As we embark on the 2023-24 Fiscal Year, we remain steadfast in our pursuit of a thriving Paradise, guided by collaboration, innovation, and a determination.

FY 2023/24

Personnel Structure



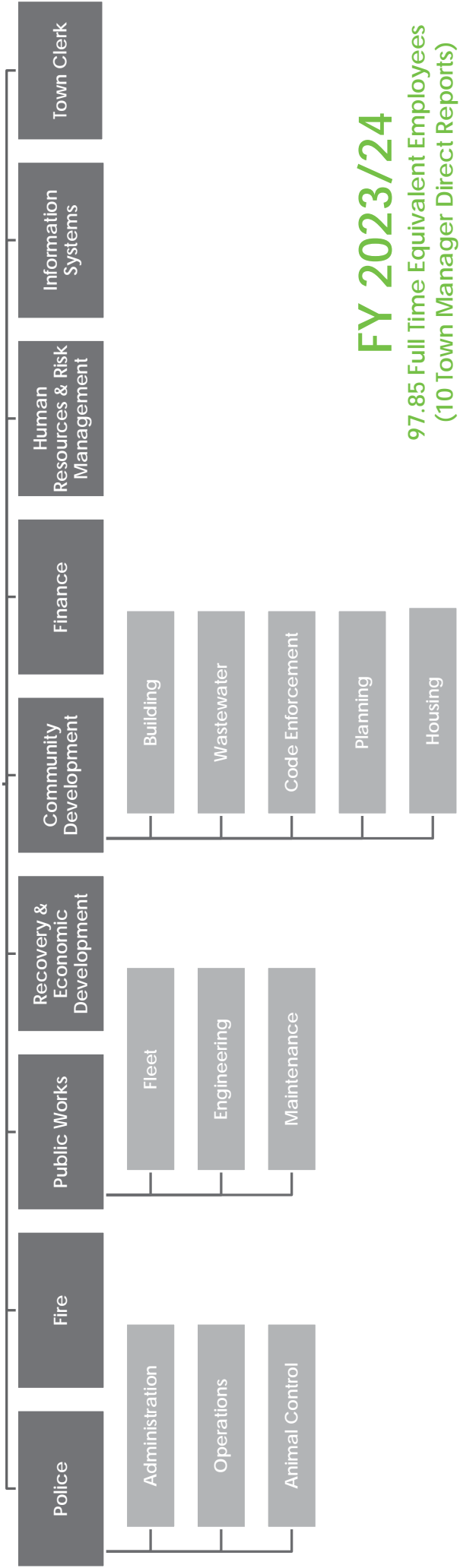
Citizens of Paradise
Town Council

Organization Chart

Planning Commission, Successor Agency to the RDA, Measure V Oversight Committee

Town Attorney

Town Manager



FY 2023/24
97.85 Full Time Equivalent Employees
(10 Town Manager Direct Reports)

FY 2023/2024

Position Control Summary (FTE)

Salary Resolution & Pay Plan

**TOWN OF PARADISE
Position Control**

EMPLOYEE FULL TIME EQUIVALENT SUMMARY (FTE)

<u>Program</u>	<u>General Fund Programs</u>	<u>2022/23</u>	<u>2023/24</u>
		<u>Adopted</u>	<u>Adopted</u>
		<u>Budget</u>	<u>Budget</u>
4100	Town Clerk	2.00	2.00
4200	Town Manager	1.30	1.30
4201	Central Services	2.00	2.00
4202	Information Technology	1.00	2.00
4203	HR & Risk Management	1.45	1.45
4205	Disaster Recovery	0.00	4.45
4400	Finance	1.50	1.86
4420	Measure "V"	0.50	0.50
4510	Police - Administration	4.00	4.00
4520	Police - Operations	17.00	16.00
4530	Public Safety Communications	4.00	6.00
4550	Fleet Maintenance	1.90	1.90
4610	Fire - Administration	1.73	1.73
4720	Planning	5.52	6.32
4740	Engineering	3.70	4.85
4747	Public Facilities	1.20	1.20
		48.80	57.56
<u>Fund</u>	<u>Other Funds</u>		
2030	Building Safety & Waste Water	18.92	17.67
2070	Animal Control	3.55	3.55
2090	Camp Fire Recovery	4.45	0.00
2110	Transportation	0.39	0.49
2120	Gas Tax/Public Works	9.54	12.48
2160	Business and Housing	3.10	6.10
		39.95	40.29
	Grand Total	88.75	97.85

TOTAL PERSONNEL SUMMARY

	<u>FTE</u>	<u>Full-Time</u>	<u>Part-Time</u>
Town of Paradise Employees	97.85	89.00	13.00
Contract Personnel	2.25	2.00	1.00
Grand Total	100.10	91.00	14.00

**TOWN OF PARADISE
SALARY PAY PLAN FY 2023/24
AS OF JULY 11, 2023**

Head Count	Auth FTE's	Budget FTE	Position Title	Hours/Week	A Step	B Step	C Step	D Step	E Step	F Step
0.00	0.00	0.00	CRIMINAL RECORDS TECHNICIAN							
0.00	0.00	0.00	SHELTER ASSISTANT (LESS THAN HALF-TIME, PART-TIME/HOURLY)							
			HOURLY	18	19.30	20.27	21.28	22.34	23.46	24.63
			BIWEEKLY	36	694.80	729.72	766.08	804.24	844.56	886.68
			MONTHLY	78	1,505.40	1,581.06	1,659.84	1,742.52	1,829.88	1,921.14
			ANNUAL	936	18,064.80	18,972.72	19,918.08	20,910.24	21,958.56	23,053.68
1.00	1.00	1.00	MAINTENANCE WORKER I							
			HOURLY	40	19.78	20.77	21.81	22.90	24.05	25.25
			BIWEEKLY	80	1,582.40	1,661.60	1,744.80	1,832.00	1,924.00	2,020.00
			MONTHLY	173	3,428.53	3,600.13	3,780.40	3,969.33	4,168.67	4,376.67
			ANNUAL	2,080	41,142.40	43,201.60	45,364.80	47,632.00	50,024.00	52,520.00
1.00	1.00	1.00	OFFICE ASSISTANT (BUILDING)							
1.00	1.00	1.00	OFFICE ASSISTANT (CDD)							
0.00	0.00	0.00	OFFICE ASSISTANT (CODE ENFORCEMENT)							
1.00	0.90	0.90	OFFICE ASSISTANT (ONSITE)							
1.00	1.00	1.00	OFFICE ASSISTANT (RECOVERY)							
			HOURLY	40	20.29	21.30	22.37	23.49	24.66	25.89
			BIWEEKLY	80	1,623.20	1,704.00	1,789.60	1,879.20	1,972.80	2,071.20
			MONTHLY	173	3,516.93	3,692.00	3,877.47	4,071.60	4,274.40	4,487.60
			ANNUAL	2,080	42,203.20	44,304.00	46,529.60	48,859.20	51,292.80	53,851.20
1.00	0.75	0.75	OFFICE ASSISTANT (ANIMAL CONTROL)							
			HOURLY	30	20.29	21.30	22.37	23.49	24.66	25.89
			BIWEEKLY	60	1,217.40	1,278.00	1,342.20	1,409.40	1,479.60	1,553.40
			MONTHLY	130	2,637.70	2,769.00	2,908.10	3,053.70	3,205.80	3,365.70
			ANNUAL	1,560	31,652.40	33,228.00	34,897.20	36,644.40	38,469.60	40,388.40

**TOWN OF PARADISE
SALARY PAY PLAN FY 2023/24
AS OF JULY 11, 2023**

Head Count	Auth FTE's	Budget FTE	Position Title	Hours/Week	A Step	B Step	C Step	D Step	E Step	F Step
1.00	0.25	0.25	ENGINEERING INTERN							
			HOURLY	40	20.00	20.00	20.00	20.00	20.00	20.00
			BIWEEKLY	80	1,600.00	1,600.00	1,600.00	1,600.00	1,600.00	1,600.00
			MONTHLY	173	3,466.67	3,466.67	3,466.67	3,466.67	3,466.67	3,466.67
			ANNUAL	520	10,400.00	10,400.00	10,400.00	10,400.00	10,400.00	10,400.00
4.00	4.00	4.00	BUILDING/ONSITE PERMIT TECHNICIAN I							
3.00	3.00	3.00	MAINTENANCE WORKER II							
			HOURLY	40	21.86	22.95	24.10	25.31	26.58	27.91
			BIWEEKLY	80	1,748.80	1,836.00	1,928.00	2,024.80	2,126.40	2,232.80
			MONTHLY	173	3,789.07	3,978.00	4,177.33	4,387.07	4,607.20	4,837.73
			ANNUAL	2,080	45,468.80	47,736.00	50,128.00	52,644.80	55,286.40	58,052.80
1.00	0.60	0.60	ADMINISTRATIVE ASSISTANT (FIRE)							
			HOURLY	24	22.40	23.52	24.70	25.94	27.24	28.60
			BIWEEKLY	48	1,075.20	1,128.96	1,185.60	1,245.12	1,307.52	1,372.80
			MONTHLY	104	2,329.60	2,446.08	2,568.80	2,697.76	2,832.96	2,974.40
			ANNUAL	1,248	27,955.20	29,352.96	30,825.60	32,373.12	33,995.52	35,692.80
1.00	0.90	0.90	ADMINISTRATIVE ASSISTANT (TOWN MANAGER & HUMAN RESOURCES)							
			HOURLY	36	22.40	23.52	24.70	25.94	27.24	28.60
			BIWEEKLY	72	1,612.80	1,693.44	1,778.40	1,867.68	1,961.28	2,059.20
			MONTHLY	156	3,494.40	3,669.12	3,853.20	4,046.64	4,249.44	4,461.60
			ANNUAL	1,872	41,932.80	44,029.44	46,238.40	48,559.68	50,993.28	53,539.20
1.00	1.00	1.00	ADMINISTRATIVE ASSISTANT (BUSINESS & HOUSING SERVICES)							
1.00	1.00	1.00	ADMINISTRATIVE ASSISTANT (CDD/CODE ENFORCEMENT)							
1.00	1.00	1.00	ADMINISTRATIVE ASSISTANT (POLICE)							
1.00	1.00	1.00	ADMINISTRATIVE ASSISTANT (PUBLIC WORKS)							
1.00	1.00	1.00	ADMINISTRATIVE ASSISTANT (RECOVERY)							
			HOURLY	40	22.40	23.52	24.70	25.94	27.24	28.60
			BIWEEKLY	80	1,792.00	1,881.60	1,976.00	2,075.20	2,179.20	2,288.00
			MONTHLY	173	3,882.67	4,076.80	4,281.33	4,496.27	4,721.60	4,957.33
			ANNUAL	2,080	46,592.00	48,921.60	51,376.00	53,955.20	56,659.20	59,488.00

**TOWN OF PARADISE
SALARY PAY PLAN FY 2023/24
AS OF JULY 11, 2023**

Head Count	Auth FTE's	Budget FTE	Position Title	Hours/Week	A Step	B Step	C Step	D Step	E Step	F Step
2.00	1.80	1.80	ANIMAL CONTROL OFFICER							
			HOURLY	36	22.96	24.11	25.32	26.59	27.92	29.32
			BIWEEKLY	72	1,653.12	1,735.92	1,823.04	1,914.48	2,010.24	2,111.04
			MONTHLY	156	3,581.76	3,761.16	3,949.92	4,148.04	4,355.52	4,573.92
			ANNUAL	1,872	42,981.12	45,133.92	47,399.04	49,776.48	52,266.24	54,887.04
0.00	0.00	0.00	ACCOUNTING TECHNICIAN							
0.00	0.00	0.00	COMMUNITY SERVICES OFFICER							
1.00	1.00	1.00	PROPERTY & EVIDENCE TECHNICIAN							
			HOURLY	40	23.54	24.72	25.96	27.26	28.62	30.05
			BIWEEKLY	80	1,883.20	1,977.60	2,076.80	2,180.80	2,289.60	2,404.00
			MONTHLY	173	4,080.19	4,284.72	4,499.65	4,724.98	4,960.70	5,208.57
			ANNUAL	2,080	48,963.20	51,417.60	53,996.80	56,700.80	59,529.60	62,504.00
0.00	0.00	0.00	PUBLIC SAFETY DISPATCHER (LESS THAN HALF-TIME, PART-TIME/HOURLY)							
			HOURLY	18	24.13	25.34	26.61	27.94	29.34	30.81
0.00	0.00	0.00	BUILDING/ONSITE PERMIT TECHNICIAN II							
4.00	4.00	4.00	PUBLIC SAFETY DISPATCHER							
			HOURLY	40	24.13	25.34	26.61	27.94	29.34	30.81
			BIWEEKLY	80	1,930.40	2,027.20	2,128.80	2,235.20	2,347.20	2,464.80
			MONTHLY	173	4,182.53	4,392.27	4,612.40	4,842.93	5,085.60	5,340.40
			ANNUAL	2,080	50,190.40	52,707.20	55,348.80	58,115.20	61,027.20	64,084.80
2.00	2.00	2.00	SENIOR MAINTENANCE WORKER							
0.00	0.00	0.00	CONSTRUCTION INSPECTOR I							
			HOURLY	40	25.34	26.61	27.94	29.34	30.81	32.35
			BIWEEKLY	80	2,027.20	2,128.80	2,235.20	2,347.20	2,464.80	2,588.00
			MONTHLY	173	4,392.27	4,612.40	4,842.93	5,085.60	5,340.40	5,607.33
			ANNUAL	2,080	52,707.20	55,348.80	58,115.20	61,027.20	64,084.80	67,288.00
0.00	0.00	0.00	CODE ENFORCEMENT OFFICER II (LESS THAN HALF-TIME, PART-TIME/HOURLY)							
			HOURLY	18	26.61	27.94	29.34	30.81	32.35	33.97

**TOWN OF PARADISE
SALARY PAY PLAN FY 2023/24
AS OF JULY 11, 2023**

Head Count	Auth FTE's	Budget FTE	Position Title	Hours/Week	A Step	B Step	C Step	D Step	E Step	F Step
1.00	1.00	1.00	CODE ENFORCEMENT OFFICER II							
0.00	0.00	0.00	FIRE PREVENTION INSPECTOR I							
1.00	1.00	1.00	FLEET MECHANIC II							
			HOURLY	40	26.61	27.94	29.34	30.81	32.35	33.97
			BIWEEKLY	80	2,128.80	2,235.20	2,347.20	2,464.80	2,588.00	2,717.60
			MONTHLY	173	4,612.40	4,842.93	5,085.60	5,340.40	5,607.33	5,888.13
			ANNUAL	2,080	55,348.80	58,115.20	61,027.20	64,084.80	67,288.00	70,657.60
1.00	1.00	1.00	ANIMAL CONTROL SUPERVISOR							
1.00	1.00	1.00	CDD PERMIT COORDINATOR							
1.00	1.00	1.00	CONSTRUCTION INSPECTOR II							
1.00	1.00	1.00	DEPUTY TOWN CLERK							
4.00	4.00	4.00	HOUSING PROGRAM TECHNICIAN							
			HOURLY	40	27.98	29.38	30.85	32.39	34.01	35.71
			BIWEEKLY	80	2,238.40	2,350.40	2,468.00	2,591.20	2,720.80	2,856.80
			MONTHLY	173	4,849.87	5,092.53	5,347.33	5,614.27	5,895.07	6,189.73
			ANNUAL	2,080	58,198.40	61,110.40	64,168.00	67,371.20	70,740.80	74,276.80
0.00	0.00	0.00	INFORMATION SYSTEMS TECHNICIAN I							
			HOURLY	40	28.68	30.11	31.62	33.20	34.86	36.60
			BIWEEKLY	80	2,294.40	2,408.80	2,529.60	2,656.00	2,788.80	2,928.00
			MONTHLY	173	4,971.20	5,219.07	5,480.80	5,754.67	6,042.40	6,344.00
			ANNUAL	2,080	59,654.40	62,628.80	65,769.60	69,056.00	72,508.80	76,128.00
1.00	0.50	0.50	POLICE OFFICER TRAINEE							
			HOURLY		28.68	30.11	31.62	33.20	34.86	36.60
1.00	0.45	0.45	BUILDING/ONSITE INSPECTOR I (LESS THAN HALF-TIME, PART-TIME/HOURLY)							
			HOURLY	18	29.40	30.87	32.41	34.03	35.73	37.52

**TOWN OF PARADISE
SALARY PAY PLAN FY 2023/24
AS OF JULY 11, 2023**

Head Count	Auth FTE's	Budget FTE	Position Title	Hours/Week	A Step	B Step	C Step	D Step	E Step	F Step
3.00	3.00	3.00	BUILDING/ONSITE INSPECTOR I							
2.00	2.00	2.00	FIRE PREVENTION INSPECTOR II							
1.00	1.00	1.00	PUBLIC WORKS SUPERVISOR							
			HOURLY	40	29.40	30.87	32.41	34.03	35.73	37.52
			BIWEEKLY	80	2,352.00	2,469.60	2,592.80	2,722.40	2,858.40	3,001.60
			MONTHLY	173	5,096.00	5,350.80	5,617.73	5,898.53	6,193.20	6,503.47
			ANNUAL	2,080	61,152.00	64,209.60	67,412.80	70,782.40	74,318.40	78,041.60
1.00	1.00	1.00	ASSISTANT PLANNER							
0.00	0.00	0.00	MANAGEMENT ANALYST							
			HOURLY	40	30.14	31.65	33.23	34.89	36.63	38.46
			BIWEEKLY	80	2,411.20	2,532.00	2,658.40	2,791.20	2,930.40	3,076.80
			MONTHLY	173	5,224.27	5,486.00	5,759.87	6,047.60	6,349.20	6,666.40
			ANNUAL	2,080	62,691.20	65,832.00	69,118.40	72,571.20	76,190.40	79,996.80
1.00	1.00	1.00	SUPPORT SERVICES SUPERVISOR							
			HOURLY	40	30.89	32.43	34.05	35.75	37.54	39.42
			BIWEEKLY	80	2,471.20	2,594.40	2,724.00	2,860.00	3,003.20	3,153.60
			MONTHLY	173	5,354.27	5,621.20	5,902.00	6,196.67	6,506.93	6,832.80
			ANNUAL	2,080	64,251.20	67,454.40	70,824.00	74,360.00	78,083.20	81,993.60
1.00	1.00	1.00	ACCOUNTANT							
1.00	0.90	0.90	ACCOUNTING ANALYST							
1.00	1.00	1.00	INFORMATION SYSTEMS TECHNICIAN II							
			HOURLY	40	31.66	33.24	34.90	36.65	38.48	40.40
			BIWEEKLY	80	2,532.80	2,659.20	2,792.00	2,932.00	3,078.40	3,232.00
			MONTHLY	173	5,487.73	5,761.60	6,049.33	6,352.67	6,669.87	7,002.67
			ANNUAL	2,080	65,852.80	69,139.20	72,592.00	76,232.00	80,038.40	84,032.00
1.00	0.45	0.45	BUILDING/ONSITE INSPECTOR II (LESS THAN HALF-TIME, PART-TIME/HOURLY)							
			HOURLY	18	32.46	34.08	35.78	37.57	39.45	41.42

**TOWN OF PARADISE
SALARY PAY PLAN FY 2023/24
AS OF JULY 11, 2023**

Head Count	Auth FTE's	Budget FTE	Position Title	Hours/Week	A Step	B Step	C Step	D Step	E Step	F Step
1.00	0.90	0.90	FLEET SERVICES SUPERVISOR							
			HOURLY	36	32.46	34.08	35.78	37.57	39.45	41.42
			BIWEEKLY	72	2,337.12	2,453.76	2,576.16	2,705.04	2,840.40	2,982.24
			MONTHLY	156	5,063.76	5,316.48	5,581.68	5,860.92	6,154.20	6,461.52
			ANNUAL	1,872	60,765.12	63,797.76	66,980.16	70,331.04	73,850.40	77,538.24
1.00	1.00	1.00	BUILDING/ONSITE INSPECTOR II							
1.00	1.00	1.00	BUILDING PLANS EXAMINER							
1.00	1.00	1.00	SENIOR CONSTRUCTION INSPECTOR							
1.00	1.00	1.00	SENIOR SUPERVISING CODE ENFORCEMENT OFFICER							
			HOURLY	40	32.46	34.08	35.78	37.57	39.45	41.42
			BIWEEKLY	80	2,596.80	2,726.40	2,862.40	3,005.60	3,156.00	3,313.60
			MONTHLY	173	5,626.40	5,907.20	6,201.87	6,512.13	6,838.00	7,179.47
			ANNUAL	2,080	67,516.80	70,886.40	74,422.40	78,145.60	82,056.00	86,153.60
11.00	11.00	11.00	POLICE OFFICER							
			HOURLY	40	33.26	34.92	36.67	38.50	40.43	42.45
			BIWEEKLY	80	2,660.80	2,793.60	2,933.60	3,080.00	3,234.40	3,396.00
			MONTHLY	173	5,765.07	6,052.80	6,356.13	6,673.33	7,007.87	7,358.00
			ANNUAL	2,080	69,180.80	72,633.60	76,273.60	80,080.00	84,094.40	88,296.00
0.00	0.00	0.00	GIS ANALYST							
			HOURLY	24	34.93	36.68	38.51	40.44	42.46	44.58
			BIWEEKLY	48	1,676.64	1,760.64	1,848.48	1,941.12	2,038.08	2,139.84
			MONTHLY	104	3,632.72	3,814.72	4,005.04	4,205.76	4,415.84	4,636.32
			ANNUAL	1,248	43,592.64	45,776.64	48,060.48	50,469.12	52,990.08	55,635.84
0.00	0.00	0.00	SENIOR ACCOUNTANT							
			HOURLY	36	34.93	36.68	38.51	40.44	42.46	44.58
			BIWEEKLY	72	2,514.96	2,640.96	2,772.72	2,911.68	3,057.12	3,209.76
			MONTHLY	156	5,449.08	5,722.08	6,007.56	6,308.64	6,623.76	6,954.48
			ANNUAL	1,872	65,388.96	68,664.96	72,090.72	75,703.68	79,485.12	83,453.76

**TOWN OF PARADISE
SALARY PAY PLAN FY 2023/24
AS OF JULY 11, 2023**

Head Count	Auth FTE's	Budget FTE	Position Title	Hours/Week	A Step	B Step	C Step	D Step	E Step	F Step
1.00	1.00	1.00	ASSOCIATE PLANNER							
0.00	0.00	0.00	GRANT ADMINISTRATOR							
1.00	1.00	1.00	SENIOR ACCOUNTANT							
0.00	0.00	0.00	SENIOR MANAGEMENT ANALYST							
			HOURLY	40	34.93	36.68	38.51	40.44	42.46	44.58
			BIWEEKLY	80	2,794.40	2,934.40	3,080.80	3,235.20	3,396.80	3,566.40
			MONTHLY	173	6,054.53	6,357.87	6,675.07	7,009.60	7,359.73	7,727.20
			ANNUAL	2,080	72,654.40	76,294.40	80,100.80	84,115.20	88,316.80	92,726.40
1.00	1.00	1.00	ASSISTANT ENGINEER							
			HOURLY	40	36.72	38.56	40.49	42.51	44.64	46.87
			BIWEEKLY	80	2,937.60	3,084.80	3,239.20	3,400.80	3,571.20	3,749.60
			MONTHLY	173	6,364.80	6,683.73	7,018.27	7,368.40	7,737.60	8,124.13
			ANNUAL	2,080	76,377.60	80,204.80	84,219.20	88,420.80	92,851.20	97,489.60
1.00	0.45	0.45	EMERGENCY OPERATIONS COORDINATOR (LESS THAN HALF-TIME, PART-TIME/HOURLY)							
			HOURLY	18	37.63	39.51	41.49	43.56	45.74	48.03
1.00	1.00	1.00	ONSITE SANITARY OFFICIAL							
			HOURLY	40	37.63	39.51	41.49	43.56	45.74	48.03
			BIWEEKLY	80	3,010.40	3,160.80	3,319.20	3,484.80	3,659.20	3,842.40
			MONTHLY	173	6,522.53	6,848.40	7,191.60	7,550.40	7,928.27	8,325.20
			ANNUAL	2,080	78,270.40	82,180.80	86,299.20	90,604.80	95,139.20	99,902.40
1.00	1.00	1.00	ACCOUNTING MANAGER							
			HOURLY	40	38.58	40.51	42.54	44.67	46.90	49.25
			BIWEEKLY	80	3,086.40	3,240.80	3,403.20	3,573.60	3,752.00	3,940.00
			MONTHLY	173	6,687.20	7,021.73	7,373.60	7,742.80	8,129.33	8,536.67
			ANNUAL	2,080	80,246.40	84,260.80	88,483.20	92,913.60	97,552.00	102,440.00
1.00	1.00	1.00	SENIOR PLANNER							
			HOURLY	40	39.54	41.52	43.60	45.78	48.07	50.47
			BIWEEKLY	80	3,163.20	3,321.60	3,488.00	3,662.40	3,845.60	4,037.60
			MONTHLY	173	6,853.60	7,196.80	7,557.33	7,935.20	8,332.13	8,748.13
			ANNUAL	2,080	82,243.20	86,361.60	90,688.00	95,222.40	99,985.60	104,977.60

**TOWN OF PARADISE
SALARY PAY PLAN FY 2023/24
AS OF JULY 11, 2023**

Head Count	Auth FTE's	Budget FTE	Position Title	Hours/Week	A Step	B Step	C Step	D Step	E Step	F Step
5.00	5.00	5.00	POLICE SERGEANT							
			HOURLY	40	40.53	42.56	44.69	46.92	49.27	51.73
			BIWEEKLY	80	3,242.40	3,404.80	3,575.20	3,753.60	3,941.60	4,138.40
			MONTHLY	173	7,025.20	7,377.07	7,746.27	8,132.80	8,540.13	8,966.53
			ANNUAL	2,080	84,302.40	88,524.80	92,955.20	97,593.60	102,481.60	107,598.40
1.00	1.00	1.00	HOUSING PROGRAM MANAGER							
1.00	1.00	1.00	INFRASTRUCTURE PROGRAM MANAGER							
1.00	1.00	1.00	PUBLIC WORKS MANAGER							
0.00	0.00	0.00	TOWN CLERK							
			HOURLY	40	41.55	43.63	45.81	48.10	50.51	53.04
			BIWEEKLY	80	3,324.00	3,490.40	3,664.80	3,848.00	4,040.80	4,243.20
			MONTHLY	173	7,202.00	7,562.53	7,940.40	8,337.33	8,755.07	9,193.60
			ANNUAL	2,080	86,424.00	90,750.40	95,284.80	100,048.00	105,060.80	110,323.20
0.00	0.00	0.00	ASSOCIATE ENGINEER							
2.00	2.00	2.00	CAPITAL PROJECTS MANAGER							
1.00	1.00	1.00	PROJECT MANAGER (RECOVERY)							
			HOURLY	40	42.57	44.70	46.94	49.29	51.75	54.34
			BIWEEKLY	80	3,405.60	3,576.00	3,755.20	3,943.20	4,140.00	4,347.20
			MONTHLY	173	7,378.80	7,748.00	8,136.27	8,543.60	8,970.00	9,418.93
			ANNUAL	2,080	88,545.60	92,976.00	97,635.20	102,523.20	107,640.00	113,027.20
0.00	0.00	0.00	ASSISTANT TO THE TOWN MANAGER							
0.00	0.00	0.00	HUMAN RESOURCES MANAGER							
0.00	0.00	0.00	INFORMATION TECHNOLOGY MANAGER							
			HOURLY	40	44.73	46.97	49.32	51.79	54.38	57.10
			BIWEEKLY	80	3,578.40	3,757.60	3,945.60	4,143.20	4,350.40	4,568.00
			MONTHLY	173	7,753.20	8,141.47	8,548.80	8,976.93	9,425.87	9,897.33
			ANNUAL	2,080	93,038.40	97,697.60	102,585.60	107,723.20	113,110.40	118,768.00
0.00	0.00	0.00	SURVEYOR (LESS THAN HALF-TIME, PART-TIME/HOURLY)							
			HOURLY	18	45.85	48.14	50.55	53.08	55.73	58.52

**TOWN OF PARADISE
SALARY PAY PLAN FY 2023/24
AS OF JULY 11, 2023**

Head Count	Auth FTE's	Budget FTE	Position Title	Hours/Week	A Step	B Step	C Step	D Step	E Step	F Step
0.00	0.00	0.00	BUILDING OFFICIAL							
0.00	0.00	0.00	COMMUNITY DEVELOPMENT MANAGER							
0.00	0.00	0.00	FIRE MARSHALL							
1.00	1.00	1.00	SENIOR CAPITAL PROJECTS MANAGER							
			HOURLY	40	45.85	48.14	50.55	53.08	55.73	58.52
			BIWEEKLY	80	3,668.00	3,851.20	4,044.00	4,246.40	4,458.40	4,681.60
			MONTHLY	173	7,947.33	8,344.27	8,762.00	9,200.53	9,659.87	10,143.47
			ANNUAL	2,080	95,368.00	100,131.20	105,144.00	110,406.40	115,918.40	121,721.60
2.00	2.00	2.00	POLICE LIEUTENANT							
0.00	0.00	0.00	PRINCIPAL ENGINEER							
			HOURLY	40	49.38	51.85	54.44	57.16	60.02	63.02
			BIWEEKLY	80	3,950.40	4,148.00	4,355.20	4,572.80	4,801.60	5,041.60
			MONTHLY	173	8,559.20	8,987.33	9,436.27	9,907.73	10,403.47	10,923.47
			ANNUAL	2,080	102,710.40	107,848.00	113,235.20	118,892.80	124,841.60	131,081.60
1.00	1.00	1.00	ENGINEERING DIVISION MANAGER							
			HOURLY	40	51.88	54.47	57.19	60.05	63.05	66.20
			BIWEEKLY	80	4,150.40	4,357.60	4,575.20	4,804.00	5,044.00	5,296.00
			MONTHLY	173	8,992.53	9,441.47	9,912.93	10,408.67	10,928.67	11,474.67
			ANNUAL	2,080	107,910.40	113,297.60	118,955.20	124,904.00	131,144.00	137,696.00
0.00	0.00	0.00	DISASTER RECOVERY DIRECTOR							
1.00	1.00	1.00	HUMAN RESOURCES & RISK MANAGEMENT DIRECTOR							
1.00	1.00	1.00	INFORMATION SYSTEMS DIRECTOR							
1.00	1.00	1.00	TOWN CLERK / ELECTIONS OFFICIAL							
			HOURLY	40	55.86	58.65	61.58	64.66	67.89	71.28
			BIWEEKLY	80	4,468.80	4,692.00	4,926.40	5,172.80	5,431.20	5,702.40
			MONTHLY	173	9,682.21	10,165.80	10,673.66	11,207.52	11,767.37	12,354.96
			ANNUAL	2,080	116,188.80	121,992.00	128,086.40	134,492.80	141,211.20	148,262.40

**TOWN OF PARADISE
SALARY PAY PLAN FY 2023/24
AS OF JULY 11, 2023**

Head Count	Auth FTE's	Budget FTE	Position Title	Hours/Week	A Step	B Step	C Step	D Step	E Step	F Step
0.00	0.00	0.00	ADMINISTRATIVE SERVICES DIRECTOR/TOWN TREASURER							
1.00	1.00	1.00	COMMUNITY DEVELOPMENT DIRECTOR - BUILDING & CODE ENFORCEMENT							
1.00	1.00	1.00	COMMUNITY DEVELOPMENT DIRECTOR - PLANNING & WASTEWATER							
1.00	1.00	1.00	FINANCE DIRECTOR/TOWN TREASURER							
1.00	1.00	1.00	RECOVERY & ECONOMIC DEVELOPMENT DIRECTOR							
			HOURLY	40	61.65	64.73	67.97	71.37	74.94	78.69
			BIWEEKLY	80	4,932.00	5,178.40	5,437.60	5,709.60	5,995.20	6,295.20
			MONTHLY	173	10,686.00	11,219.87	11,781.47	12,370.80	12,989.60	13,639.60
			ANNUAL	2,080	128,232.00	134,638.40	141,377.60	148,449.60	155,875.20	163,675.20
0.00	0.00	0.00	ASSISTANT TOWN MANAGER							
1.00	1.00	1.00	POLICE CHIEF							
1.00	1.00	1.00	PUBLIC WORKS DIRECTOR/TOWN ENGINEER							
			HOURLY	40	63.21	66.37	69.69	73.17	76.83	80.67
			BIWEEKLY	80	5,056.80	5,309.60	5,575.20	5,853.60	6,146.40	6,453.60
			MONTHLY	173	10,956.19	11,503.91	12,079.37	12,682.56	13,316.94	13,982.53
			ANNUAL	2,080	131,476.80	138,049.60	144,955.20	152,193.60	159,806.40	167,793.60
1.00	1.00	1.00	TOWN MANAGER							
			HOURLY	40	75.13	78.89	82.83	86.97	91.32	95.89
			BIWEEKLY	80	6,010.40	6,311.20	6,626.40	6,957.60	7,305.60	7,671.20
			MONTHLY	173	13,022.28	13,674.00	14,356.92	15,074.51	15,828.50	16,620.61
			ANNUAL	2,080	156,270.40	164,091.20	172,286.40	180,897.60	189,945.60	199,451.20
102.00	97.85	97.85	<u>FTE's</u>							

Town of Paradise

2023/24 Operating and Capital Budget

Organizational Structure Modifications

- Community Development Department – Building/Code Enforcement/Planning/Onsite/Housing
 - New positions:
 - Administrative Assistant – Business & Housing
 - Housing Program Technician – Business & Housing (2 Additional)
 - Associate Planner – Planning Division
 - Reclassification:
 - Office Assistant (Code Enforcement) to Administrative Assistant (CDD/Code Enforcement)

- Town Manager (Finance/Information Systems)
 - New positions:
 - Information Systems Technician I/II (Information Systems)
 - FTE Change:
 - Accounting Analyst from 40 to 36 hours per week (Finance)
 - Sr. Accountant from 36 to 40 hours per week (Finance)

- Public Works/Engineering
 - New positions:
 - Assistant Engineer
 - Reclassification:
 - Maintenance Worker I to Maintenance Worker II

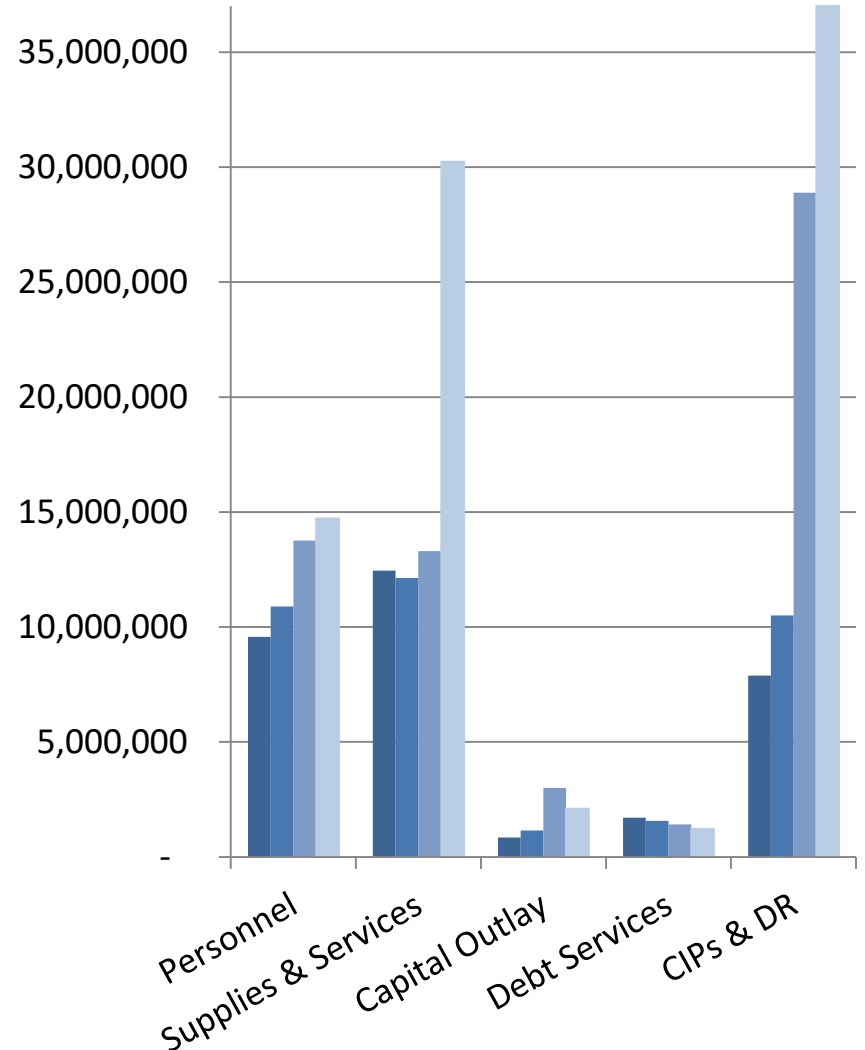
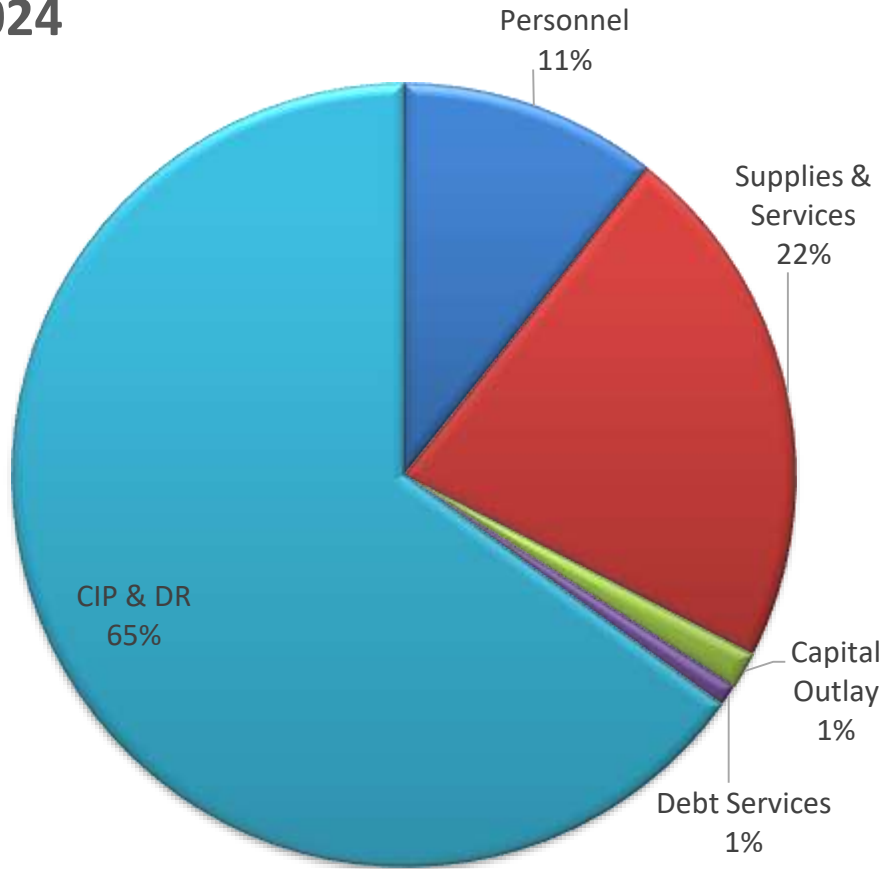
- Police Department
 - Return of Paradise Police Department Public Safety Dispatchers. Hire 2 additional PSD this fiscal year.

FY 2023/2024

All Funds
Expenditures & Revenues

All Governmental Funds Appropriations by Use

2024



■ 2021 Actual Amount

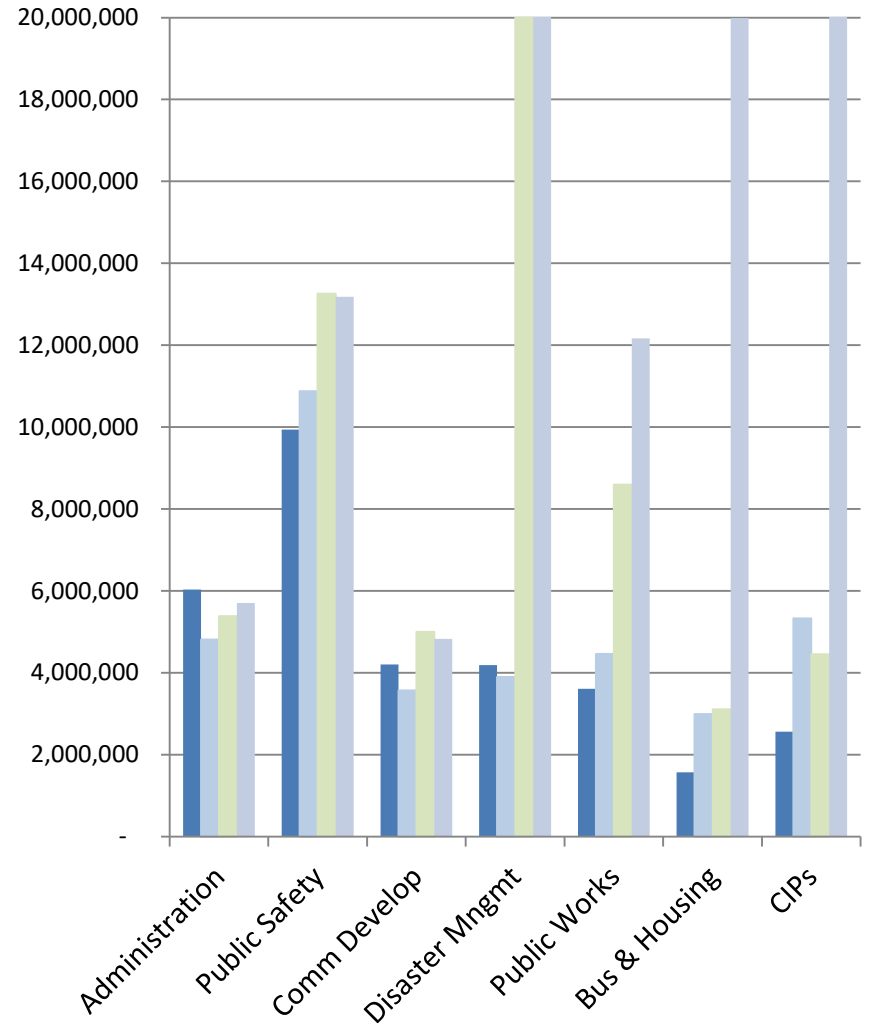
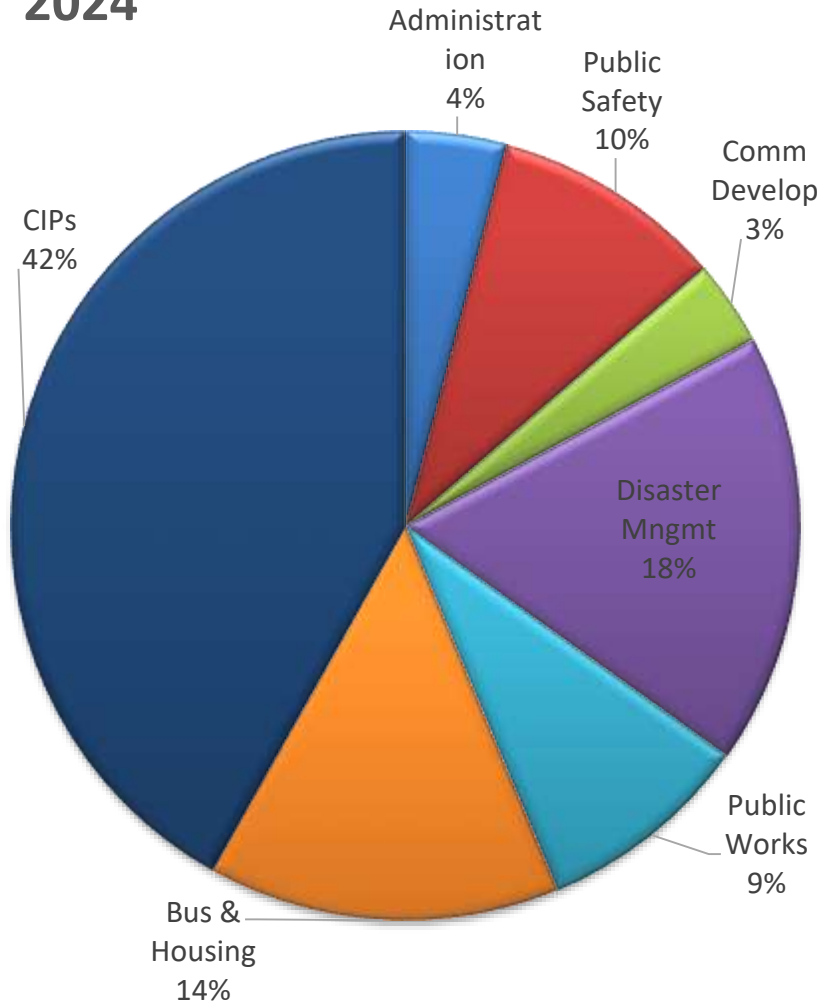
■ 2022 Actual Amount

■ 2023 Amended Budget

■ 2024 Department Requested

All Governmental Funds Appropriations by Function

2024



■ 2021 Actual Amount ■ 2022 Actual Amount
■ 2023 Amended Budget ■ 2024 Department Requested

TOWN OF PARADISE
Summary of Expenditures and Revenues

Fiscal Year 2022/23

Fund	Description	Fund Balance 7/1/2022	Projected Revenues	Projected Expenses	Transfers IN	Transfers OUT	Fund Balance 6/30/2023
GOVERNMENTAL FUNDS							
1010	General Fund without Measure "V"	2,257,587	5,808,585	16,805,026	13,243,617	(476,273)	4,028,490
1010	Measure "V"	1,921,249	1,242,497	1,428,152	-	(367,494)	1,368,100
7700	PG&E Settlement Fund	203,277,099	3,984,408	84,600	-	(11,134,927)	196,041,980
1010	GENERAL FUND	207,455,935	11,035,490	18,317,778	13,243,617	(11,978,694)	201,438,570
SPECIAL REVENUE FUNDS							
Administration							
2150	Special Projects Fund	255,359	-	-	-	-	255,359
7615	Asset Replacement and Repairs	204,786	-	-	-	-	204,786
7627	Tech Equipment Replacement Fund	610,334	465,000	513,123	-	(116,000)	446,211
Total Special Revenue Administration Funds		1,070,479	465,000	513,123	-	(116,000)	906,356
Business and Housing Services							
2160	BHS - Economic Development	(358,693)	150	392,134	505,890	(73,096)	(317,883)
2161	BHS - HUD Revolving Loan Fund	138,765	-	-	-	(126,957)	11,808
2162	BHS - HOME Loan Fund	2,220,832	80,000	80,000	-	(35,000)	2,185,832
2163	BHS - Cal Home Loan Fund	1,136,509	50,000	222,500	-	(22,500)	941,509
2300	BHS - CDBG 2019 Covid Response	-	-	-	-	-	-
2315	BHS - 2015 CDBG	(5,177)	9,671	-	-	(9,671)	(5,177)
2316	BHS - 2016 CDBG	(108)	40,000	-	-	(40,000)	(108)
2317	BHS - 2017 CDBG	(13,223)	13,223	-	-	(13,223)	(13,223)
2318	BHS - 2018 CDBG	(1)	120,701	-	-	(120,701)	(1)
2319	BHS - 2019 CDBG	-	117,833	-	-	(117,833)	-
2320	BHS - 2020 CDBG	-	33,943	-	-	(33,943)	-
2321	BHS - 2021 CDBG	-	80,650	-	-	(80,650)	-
2322	BHS - 2022 CDBG	-	57,000	-	-	(57,000)	-
2413	BHS 2013 CalHome Grant	40,239	-	-	-	-	40,239
2420	BHS - 2020 Cal Home DA Grant	(1,011,794)	2,727,630	2,250,000	-	(378,390)	(912,554)
2614	BHS 2014 HOME Grant	9,121	-	-	-	-	9,121
2616	BHS - 2016 HOME Grant	-	-	-	-	-	-
2700	SB-2 Building Homes and Jobs	-	-	-	-	-	-
2923	Town of Paradise Housing Revolving Loan Fund	174,355	-	-	2,500	-	176,855
Total Special Revenue Business & Housing Funds		2,330,826	3,330,801	2,944,634	508,390	(1,108,964)	2,116,419

TOWN OF PARADISE
Summary of Expenditures and Revenues

Fiscal Year 2022/23

Fund	Description	Fund Balance 7/1/2022	Projected Revenues	Projected Expenses	Transfers IN	Transfers OUT	Fund Balance 6/30/2023
Community Development							
2030	Building Safety & Waste Water Services	4,219,943	3,293,527	2,543,342	78,211	(333,836)	4,714,503
2215	Abandoned Vehicle Abatement (AVA)	90,869	6,479	5,176	-	(2,852)	89,320
7623	Tree Replacement in Lieu Fund	255	-	-	-	-	255
7624	SMIP-Strong Motion Impl Prog	7,184	1,900	-	-	-	9,084
7628	General Plan Update Fund	1,700,850	450,000	-	-	(800,000)	1,350,850
7640	Disability Access and Education	3,021	1,000	2,400	-	-	1,621
Total Special Revenue Community Development Funds		6,022,123	3,752,906	2,550,918	78,211	(1,136,688)	6,165,634
Disaster Management and Recovery							
2090	Camp Fire Recovery	(3,212,855)	77,829	1,228,446	1,058,972	(57,039)	(3,361,539)
2095	COVID-19	2,532,050	-	373,864	-	(842,204)	1,315,982
7815	General Miscellaneous Donations	5,122	-	-	-	-	5,122
Total Disaster Management and Recovery Funds		(675,682)	77,829	1,602,310	1,058,972	(899,243)	(2,040,434)
Public Safety							
2070	Animal Control Fund	337	141,737	417,497	435,359	-	159,936
2140	Traffic Safety Fines & Fees	927	2,600	-	-	(2,250)	1,276,520
2204	State SLESF Fund	28,848	170,000	160,263	-	-	38,585
2206	AB 109 Fund	17,362	-	-	-	-	17,362
2240	Asset Seizure Fund	4,622	-	-	-	-	4,622
2540	95 DIF Impact Fee Police Facilities	27,589	2,500	-	-	-	30,089
2550	95 DIF Impact Fee Fire Facilities	41,189	2,200	-	-	-	43,389
7625	PD Property Room Proceeds	(1,302)	-	-	-	-	(1,302)
7626	Traffic Safety Impound Fund	57,947	6,550	-	-	-	64,497
7808	Canine Protection Unit Donation Fund	11,315	5,175	2,000	-	-	14,490
7810	Fire Miscellaneous Donation Fund	15,037	100	-	-	-	15,137
7811	Animal Control Misc Donation Fund	39,554	3,500	-	-	(6,917)	36,137
7813	Police Misc Donation Fund	13,504	125	-	-	-	13,629
Total Special Revenue Public Safety Funds		256,930	334,487	579,760	435,359	(9,167)	437,849

TOWN OF PARADISE
Summary of Expenditures and Revenues

Fiscal Year 2022/23

Fund	Description	Fund Balance 7/1/2022	Projected Revenues	Projected Expenses	Transfers IN	Transfers OUT	Fund Balance 6/30/2023
Public Works							
2120	Gas Tax	513,731	1,480,288	1,640,961	817,557	(236,711)	933,904
2505	Memorial Trailway Fund	3,502	15	-	-	-	3,517
2510	95 DIF Impact Fee Road Improvements	699,621	15,660	-	-	-	715,281
2520	95 DIF Impact Fee Signal Improvements	80,430	1,150	-	-	-	81,580
2521	Impact Fees for Signal Along SR 191 (Clark)	6,326	25	-	-	-	6,351
2551	Drainage Impact Fees	787,897	17,000	-	-	(250,000)	554,897
5900	Transit Fund	-	1,000	1,000	-	-	-
7629	Hydrant Maintenance Fund	2,212	-	-	-	-	2,212
Total Special Revenue Public Works Funds		2,093,719	1,515,138	1,641,961	817,557	(486,711)	2,297,742
Total Special Revenue Funds		11,098,394	9,476,161	9,832,706	2,898,489	(3,756,773)	9,883,565
CAPITAL AND DISASTER RECOVERY PROJECT FUNDS							
2100	Capital Improvement Projects Fund	1,280	-	4,449,770	4,449,770	-	1,280
2105	Disaster Recovery Projects Fund	4,774	-	19,544,907	20,494,153	-	954,020
2110	Transportation Fund	347,331	432,867	51,741	-	(440,435)	288,022
2112	Federal Congestion Management Air Quality	(0)	742,097	-	-	(742,097)	(0)
2130	State Water Board	-	1,233,244	-	-	(1,233,244)	-
2132	HSIP - Highway Safety Improvement Program	(1)	45,764	-	-	(45,764)	(1)
2133	Active Transportation Program	1	919,578	-	-	(919,578)	1
2135	FEMA Reimbursement Fund SAFER	1,679	-	-	-	-	1,679
2136	FEMA Grants FHMG	-	4,639,685	-	-	(4,639,685)	-
2137	Economic Development Admin (EDA)	-	534,103	-	-	(534,103)	-
2138	USDA Fund	-	321,000	-	-	(321,000)	-
2139	Federal-Aid Highway Act (FHWA)	335,380	8,950,628	-	-	(8,950,628)	335,380
2280	North Valley Foundation/Butte Strong	140,686	-	-	-	-	140,686
2298	Grants Misc. Federal One Time	-	615,000	-	-	(615,000)	-
2299	Grants Misc. One Time	12,637	134,816	-	-	(134,816)	12,637
2301	CDBG-DR	(1,479,414)	5,489,442	200,000	-	(4,622,625)	(812,597)
Total Capital Project Funds		(635,646)	24,058,224	24,246,418	24,943,923	(23,198,975)	921,108

TOWN OF PARADISE
Summary of Expenditures and Revenues

Fiscal Year 2022/23

Fund	Description	Fund Balance 7/1/2022	Projected Revenues	Projected Expenses	Transfers IN	Transfers OUT	Fund Balance 6/30/2023
FIDUCIARY FUNDS							
OTHER EMPLOYEE BENEFIT TRUST FUND							
7611	GASB 45 Retiree Medical Trust	254,661	20,000	450	-	-	274,211
Total Other Employee Benefit Trust Funds		254,661	20,000	450	-	-	274,211
PRIVATE-PURPOSE TRUST FUNDS							
7610	Town of Paradise General Trust	7	-	-	-	-	7
7621	Employee Bank	1,640	65	-	-	-	1,705
7635	PD Found Money	9,055	300	-	-	-	9,355
7805	VIPS (Volunteers in Police Service)	11,281	150	800	-	-	10,631
Total Private-Purpose Trust Funds		21,983	515	800	-	-	21,698
Total Town of Paradise Budget		218,195,328	44,590,390	52,398,152	41,086,029	(38,934,442)	212,539,153
SUCCESSOR AGENCY TO PARADISE REDEVELOPMENT AGENCY FUNDS							
2924	RDA Obligation Retirement Fund	(36)	-	-	-	-	(36)
7650	Successor Agency to RDA NH	(6,490,695)	889	172,227	32,421	(16,200)	(6,645,812)
Total Successor Agency to Paradise RDA		(6,490,731)	889	172,227	32,421	(16,200)	(6,645,848)

TOWN OF PARADISE
Summary of Expenditures and Revenues

Fiscal Year 2023/24

Fund	Description	Fund Balance 7/1/2023	Projected Revenues	Projected Expenses	Transfers IN	Transfers OUT	Fund Balance 6/30/2024
GOVERNMENTAL FUNDS							
1010	General Fund without Measure "V"	4,028,490	7,575,112	20,059,518	14,446,932	(1,962,526)	4,028,490
1010	Measure "V"	1,368,100	1,300,000	945,000	-	(355,000)	1,368,100
7700	PG&E Settlement Fund	196,041,980	2,000,000	85,000	-	(11,957,637)	185,999,343
GENERAL FUND		201,438,570	10,875,112	21,089,518	14,446,932	(14,275,163)	191,395,933

SPECIAL REVENUE FUNDS

Administration

2150	Special Projects Fund	255,359	-	-	-	-	255,359
7615	Asset Replacement and Repairs	204,786	-	-	-	-	204,786
7627	Tech Equipment Replacement Fund	446,211	270,000	224,000	-	(46,000)	446,211
Total Special Revenue Administration Funds		906,356	270,000	224,000	-	(46,000)	906,356

Business and Housing Services

2160	BHS - Economic Development	(317,883)	-	617,080	1,372,238	(150,281)	286,994
2161	BHS - HUD Revolving Loan Fund	11,808	-	-	-	-	11,808
2162	BHS - HOME Loan Fund	2,185,832	80,000	830,000	-	(152,000)	1,283,832
2163	BHS - Cal Home Loan Fund	941,509	190,000	480,000	-	(115,100)	536,409
2300	BHS - CDBG 2019 Covid Response	-	208,000	208,000	-	(8,000)	(8,000)
2315	BHS - 2015 CDBG	(5,177)	-	-	-	-	(5,177)
2316	BHS - 2016 CDBG	(108)	-	-	-	-	(108)
2317	BHS - 2017 CDBG	(13,223)	-	-	-	-	(13,223)
2318	BHS - 2018 CDBG	(1)	120,701	-	-	-	120,700
2319	BHS - 2019 CDBG	-	117,833	-	-	-	117,833
2320	BHS - 2020 CDBG	-	43,600	43,600	-	-	-
2321	BHS - 2021 CDBG	-	-	-	-	-	-
2322	BHS - 2022 CDBG	-	12,899	12,899	-	-	-
2323	BHS - 2023 CDBG	-	100,691	100,691	-	(20,138)	(20,138)
2413	BHS 2013 CalHome Grant	40,239	-	-	-	-	40,239
2420	BHS - 2020 Cal Home DA Grant	(912,554)	6,720,000	5,700,000	-	(1,020,000)	(912,554)
2614	BHS 2014 HOME Grant	9,121	-	-	-	-	9,121
2616	BHS - 2016 HOME Grant	-	-	-	-	-	-
2700	SB-2 Building Homes and Jobs	-	-	-	-	-	-
2923	Town of Paradise Housing Revolving Loan Fund	176,855	-	-	2,500	-	179,355
Total Special Revenue Business & Housing Funds		2,116,419	7,593,724	7,992,270	1,374,738	(1,465,519)	1,627,092

TOWN OF PARADISE
Summary of Expenditures and Revenues

Fiscal Year 2023/24

Fund	Description	Fund Balance 7/1/2023	Projected Revenues	Projected Expenses	Transfers IN	Transfers OUT	Fund Balance 6/30/2024
		-					
Community Development							
2030	Building Safety & Waste Water Services	4,714,503	3,538,090	3,217,045	47,400	(481,583)	4,601,365
2215	Abandoned Vehicle Abatement (AVA)	89,320	8,000	16,614	-	(10,000)	70,706
7623	Tree Replacement in Lieu Fund	255	-	-	-	-	255
7624	SMIP-Strong Motion Impl Prog	9,084	1,900	-	-	-	10,984
7628	General Plan Update Fund	1,350,850	264,000	-	-	(800,000)	814,850
7640	Disability Access and Education	1,621	1,000	2,400	-	(1,400)	(1,179)
Total Special Revenue Community Development Funds		6,165,634	3,812,990	3,236,059	47,400	(1,292,983)	5,496,982
Disaster Management and Recovery							
2090	Camp Fire Recovery	(3,361,539)	8,050,226	8,673,574	844,422	(7,530)	(3,147,995)
2095	COVID-19	1,315,982	-	93,742	-	(1,222,240)	0
7815	General Miscellaneous Donations	5,122	-	-	-	-	5,122
Total Disaster Management and Recovery Funds		(2,040,434)	8,050,226	8,767,316	844,422	(1,229,770)	(3,142,872)
Public Safety							
2070	Animal Control Fund	159,936	148,921	1,031,491	769,769	(75,316)	(28,181)
2140	Traffic Safety Fines & Fees	1,277	2,600	-	-	(2,250)	1,627
2204	State SLESF Fund	38,585	170,000	176,389	-	-	32,196
2206	AB 109 Fund	17,362	-	-	-	-	17,362
2240	Asset Seizure Fund	4,622	-	-	-	-	4,622
2540	95 DIF Impact Fee Police Facilities	30,089	2,500	-	-	-	32,589
2550	95 DIF Impact Fee Fire Facilities	43,389	2,200	-	-	-	45,589
7625	PD Property Room Proceeds	(1,302)	-	-	-	-	(1,302)
7626	Traffic Safety Impound Fund	64,497	6,550	-	-	-	71,047
7808	Canine Protection Unit Donation Fund	14,490	5,000	2,000	-	-	17,490
7810	Fire Miscellaneous Donation Fund	15,137	25	-	-	-	15,162
7811	Animal Control Misc Donation Fund	36,137	3,400	-	-	(6,917)	32,620
7813	Police Misc Donation Fund	13,629	100	-	-	-	13,729
Total Special Revenue Public Safety Funds		437,849	341,296	1,209,880	769,769	(84,483)	254,551

TOWN OF PARADISE
Summary of Expenditures and Revenues

Fiscal Year 2023/24

Fund	Description	Fund Balance 7/1/2023	Projected Revenues	Projected Expenses	Transfers IN	Transfers OUT	Fund Balance 6/30/2024
Public Works							
2120	Gas Tax	933,904	9,823,395	2,278,575	908,041	(439,182)	8,947,583
2505	Memorial Trailway Fund	3,517	15	-	-	-	3,532
2510	95 DIF Impact Fee Road Improvements	715,281	15,660	-	-	-	730,941
2520	95 DIF Impact Fee Signal Improvements	81,580	1,150	-	-	-	82,730
2521	Impact Fees for Signal Along SR 191 (Clark)	6,351	25	-	-	-	6,376
2551	Drainage Impact Fees	554,897	17,000	-	-	(100,000)	471,897
5900	Transit Fund	-	1,000	1,000	-	-	-
7629	Hydrant Maintenance Fund	2,212	-	-	-	-	2,212
Total Special Revenue Public Works Funds		2,297,742	9,858,245	2,279,575	908,041	(539,182)	10,245,271
Total Special Revenue Funds		9,883,565	29,926,481	23,709,100	3,944,370	(4,657,937)	15,387,380
CAPITAL AND DISASTER RECOVERY PROJECT FUNDS							
2100	Capital Improvement Projects Fund	1,280	-	57,766,241	57,766,241	-	1,280
2105	Disaster Recovery Projects Fund	954,020	-	23,407,494	23,407,494	-	954,020
2110	Transportation Fund	288,022	298,212	68,303	-	(310,697)	207,234
2112	Federal Congestion Management Air Quality	(0)	621,918	-	-	(621,917)	1
2130	State Water Board	-	294,209	-	-	(301,209)	(7,000)
2132	HSIP - Highway Safety Improvement Program	(1)	187,445	-	-	(187,444)	0
2133	Active Transportation Program	1	3,215,681	-	-	(3,215,681)	1
2135	FEMA Reimbursement Fund SAFER	1,679	-	-	-	-	1,679
2136	FEMA Grants FHMG	-	7,029,165	-	-	(7,029,164)	1
2137	Economic Development Admin (EDA)	-	125,785	-	-	(125,784)	1
2138	USDA Fund	-	223,852	-	-	(223,852)	-
2139	Federal-Aid Highway Act (FHWA)	335,380	7,908,391	-	-	(7,908,390)	335,381
2280	North Valley Foundation/Butte Strong	140,686	-	-	-	-	140,686
2298	Grants Misc. Federal One Time	-	615,000	-	-	-	615,000
2299	Grants Misc. One Time	12,637	259,225	-	-	(259,225)	12,637
2301	CDBG-DR	(812,597)	72,422,874	12,000,000	-	(60,472,874)	(862,597)
Total Capital Project Funds		921,108	93,201,757	93,242,038	81,173,735	(80,656,237)	1,398,325

TOWN OF PARADISE
Summary of Expenditures and Revenues

Fiscal Year 2023/24

Fund	Description	Fund Balance 7/1/2023	Projected Revenues	Projected Expenses	Transfers IN	Transfers OUT	Fund Balance 6/30/2024
FIDUCIARY FUNDS							
OTHER EMPLOYEE BENEFIT TRUST FUND							
7611	GASB 45 Retiree Medical Trust	274,211	20,000	450	-	-	293,761
	Total Other Employee Benefit Trust Funds	274,211	20,000	450	-	-	293,761
PRIVATE-PURPOSE TRUST FUNDS							
7610	Town of Paradise General Trust	7	-	-	-	-	7
7621	Employee Bank	1,705	65	-	-	-	1,770
7635	PD Found Money	9,355	300	-	-	-	9,655
7805	VIPS (Volunteers in Police Service)	10,631	150	800	-	-	9,981
	Total Private-Purpose Trust Funds	21,698	515	800	-	-	21,413
Total Town of Paradise Budget		212,539,153	134,023,865	138,041,906	99,565,037	(99,589,337)	208,496,813
SUCCESSOR AGENCY TO PARADISE REDEVELOPMENT AGENCY FUNDS							
2924	RDA Obligation Retirement Fund	(36)	-	-	-	-	(36)
7650	Successor Agency to RDA NH	(6,645,812)	-	39,300	40,500	(16,200)	(6,660,812)
Total Successor Agency to Paradise RDA		(6,645,848)	-	39,300	40,500	(16,200)	(6,660,848)

**TOWN OF PARADISE
Budget Transfers Report**

FISCAL YEAR 2022-23 TRANSFERS ESTIMATED TO 06/30/23

Account-Transfer Out				Amount	Account - Transfer In				Amount			
2090	5910	120	To Gas Tax	12,288	2120	3910	090	From Camp Fire Recovery Fund	12,288	8407	Off-System Road Rehab - Public Assistance	
2090	5910	120	To Gas Tax	10,036	2120	3910	090	From Camp Fire Recovery Fund	10,036	8408	Off-System Culvert - Public Assistance	
2090	5910	120	To Gas Tax	7,785	2120	3910	090	From Camp Fire Recovery Fund	7,785	9377	Almond St. Multi-Modal Improvements	
2090	5910	120	To Gas Tax	11,430	2120	3910	090	From Camp Fire Recovery Fund	11,430	9385	Paradise Gap Closure	
2110	5910	120	To Gas Tax	10,904	2120	3910	110	From Transportation Fund	10,904	9377	Almond St. Multi-Modal Improvements	
2110	5910	120	To Gas Tax	209	2120	3910	110	From Transportation Fund	209	9380	Ponderosa Elementary Safe Routes to School	
2110	5910	120	To Gas Tax	1,907	2120	3910	110	From Transportation Fund	1,907	9391	Oliver Curve Pathway Project	
2110	5910	120	To Gas Tax	983	2120	3910	110	From Transportation Fund	983	9408	Systematic Intersection Safety Improvements	
2110	5910	120	To Gas Tax	48,679	2120	3910	110	From Transportation Fund	48,679	9417	CDBG Sidewalk Improvements 2022	
2112	5910	120	To Gas Tax	2,078	2120	3910	112	From CMAQ	2,078	9385	Paradise Gap Closure	
2112	5910	120	To Gas Tax	9,011	2120	3910	112	From CMAQ	9,011	9389	Pentz Pathway Project	
2112	5910	120	To Gas Tax	9,011	2120	3910	112	From CMAQ	9,011	9390	Skyway-Neal Bike-Ped Project	
2112	5910	120	To Gas Tax	7,103	2120	3910	112	From CMAQ	7,103	9391	Oliver Curve Pathway Project	
2130	5910	120	To Gas Tax	76,916	2120	3910	130	State Water Board Financial Assistance	76,916	9394	Paradise Sewer Project	
2132	5910	120	To Gas Tax	27,920	2120	3910	132	From HSIP	27,920	8407	Off-System Culvert - Public Assistance	
2132	5910	120	To Gas Tax	8,844	2120	3910	132	From HSIP	8,844	9408	Systematic Intersection Safety Improvements	
2133	5910	120	To Gas Tax	9,671	2120	3910	133	From ATP Grant	9,671	9377	Almond St. Multi-Modal Improvements	
2133	5910	120	To Gas Tax	1,345	2120	3910	133	From ATP Grant	1,345	9380	Ponderosa Elementary Safe Routes to School	
2133	5910	120	To Gas Tax	22,545	2120	3910	133	From ATP Grant	22,545	9385	Paradise Gap Closure	
2137	5910	120	To Gas Tax	30,532	2120	3910	137	From Economic Development Admin	30,532	7309	Transportation Master Plan	
2139	5910	120	To Gas Tax	6,726	2120	3910	139	From FHWA	6,726	7301	On-System Culvert Replacement	
2139	5910	120	To Gas Tax	6,280	2120	3910	139	From FHWA	6,280	7302	On-System Hardscape Replacement	
2139	5910	120	To Gas Tax	43,595	2120	3910	139	From FHWA	43,595	7303	On-System Road Rehabilitation	
2139	5910	120	To Gas Tax	6,878	2120	3910	139	From FHWA	6,878	7304	On-System Sign Replacement	
2301	5910	120	To Gas Tax	871	2120	3910	301	From CDBG-DR	871	7301	On-System Culvert Replacement	
2301	5910	120	To Gas Tax	814	2120	3910	301	From CDBG-DR	814	7302	On-System Hardscape Replacement	
2301	5910	120	To Gas Tax	14,339	2120	3910	301	From CDBG-DR	14,339	7303	On-System Road Rehabilitation	
2301	5910	120	To Gas Tax	891	2120	3910	301	From CDBG-DR	891	7304	On-System Sign Replacement	
2301	5910	120	To Gas Tax	2,327	2120	3910	301	From CDBG-DR	2,327	8407	Off-System Culvert - Public Assistance	
2301	5910	120	To Gas Tax	669	2120	3910	301	From CDBG-DR	669	8408	Off-System Culvert - Public Assistance	
Total 2022/23 Transfers Out to Fund 2120				392,587	Total 2022/23 Transfers in to Fund 2120				392,587			

**TOWN OF PARADISE
Budget Transfers Report**

Account-Transfer Out				Amount	Account - Transfer In				Amount
1010	5910	105	To Disaster Recovery	60,000	2105	3910	010	From General Fund	60,000
2090	5910	105	To Disaster Recovery	96,400	2105	3910	090	From Camp Fire Recovery Fund	96,400
2095	5910	105	To Disaster Recovery	820,000	2105	3910	095	From COVID-19 Fund	820,000
2130	5910	105	To Disaster Recovery	492,546	2105	3910	130	From State Water Board	492,546
2136	5910	105	To Disaster Recovery	1,481,250	2105	3910	136	From FEMA Grants FHMG	1,481,250
2136	5910	105	To Disaster Recovery	103,003	2105	3910	136	From FEMA Grants FHMG	103,003
2136	5910	105	To Disaster Recovery	2,214,244	2105	3910	136	From FEMA Grants FHMG	2,214,244
2136	5910	105	To Disaster Recovery	333,750	2105	3910	136	From FEMA Grants FHMG	333,750
2136	5910	105	To Disaster Recovery	131,250	2105	3910	136	From FEMA Grants FHMG	131,250
2137	5910	105	To Disaster Recovery	503,571	2105	3910	137	From Economic Development Admin	503,571
2139	5910	105	To Disaster Recovery	575,445	2105	3910	139	From FHWA	575,445
2139	5910	105	To Disaster Recovery	498,363	2105	3910	139	From FHWA	498,363
2139	5910	105	To Disaster Recovery	7,405,041	2105	3910	139	From FHWA	7,405,041
2139	5910	105	To Disaster Recovery	242,749	2105	3910	139	From FHWA	242,749
2298	5910	105	To Disaster Recovery	615,000	2105	3910	298	From Grants Misc Federal Fund	615,000
2299	5910	105	To Disaster Recovery	134,816	2105	3910	299	From Grants Misc One Time Fund	134,816
2301	5910	105	To Disaster Recovery	74,555	2105	3910	301	From CDBG-DR	74,555
2301	5910	105	To Disaster Recovery	64,568	2105	3910	301	From CDBG-DR	64,568
2301	5910	105	To Disaster Recovery	2,435,545	2105	3910	301	From CDBG-DR	2,435,545
2301	5910	105	To Disaster Recovery	31,451	2105	3910	301	From CDBG-DR	31,451
2301	5910	105	To Disaster Recovery	493,750	2105	3910	301	From CDBG-DR	493,750
2301	5910	105	To Disaster Recovery	34,334	2105	3910	301	From CDBG-DR	34,334
2301	5910	105	To Disaster Recovery	738,081	2105	3910	301	From CDBG-DR	738,081
2301	5910	105	To Disaster Recovery	111,250	2105	3910	301	From CDBG-DR	111,250
2301	5910	105	To Disaster Recovery	43,750	2105	3910	301	From CDBG-DR	43,750
Total 2022/23 Transfers Out to Fund 2105				19,734,712	Total 2022/23 Transfers in to Fund 2105				19,734,712

Account-Transfer Out				Amount	Account - Transfer In				Amount
2090	5910	100	To Capital Projects	225,000	2100	3910	090	From Camp Fire Recovery	225,000
2090	5910	100	To Capital Projects	275,000	2100	3910	090	From Camp Fire Recovery	275,000
2110	5910	100	To Capital Projects	315,139	2100	3910	110	From Transportation Fund	315,139
2110	5910	100	To Capital Projects	9,960	2100	3910	110	From Transportation Fund	9,960
2110	5910	100	To Capital Projects	50,000	2100	3910	110	From Transportation Fund	50,000
2110	5910	100	To Capital Projects	1,000	2100	3910	110	From Transportation Fund	1,000
2110	5910	100	To Capital Projects	300,000	2100	3910	110	From Transportation Fund	300,000
2112	5910	100	To Capital Projects	50,000	2100	3910	112	From Federal CMAQ Fund	50,000
2112	5910	100	To Capital Projects	187,450	2100	3910	112	From Federal CMAQ Fund	187,450
2112	5910	100	To Capital Projects	291,188	2100	3910	112	From Federal CMAQ Fund	291,188
2112	5910	100	To Capital Projects	186,256	2100	3910	112	From Federal CMAQ Fund	186,256
2130	5910	100	To Capital Projects	303,782	2100	3910	130	State Water Board Financial Assistance	303,782
2132	5910	100	To Capital Projects	9,000	2100	3910	132	From Federal HSIP	9,000
2133	5910	100	To Capital Projects	279,542	2100	3910	133	From ATP Grant	279,542
2133	5910	100	To Capital Projects	64,040	2100	3910	133	From ATP Grant	64,040
2133	5910	100	To Capital Projects	542,435	2100	3910	133	From ATP Grant	542,435
2161	5910	100	To Capital Projects	126,957	2100	3910	161	From BHS HUD Revolving Loan Fund	126,957
2315	5910	100	To Capital Projects	9,671	2100	3910	315	From BHS 2015 CDBG	9,671
2316	5910	100	To Capital Projects	40,000	2100	3910	316	From BHS 2016 CDBG	40,000
2317	5910	100	To Capital Projects	13,223	2100	3910	317	From BHS 2017 CDBG	13,223
2318	5910	100	To Capital Projects	120,701	2100	3910	318	From BHS 2018 CDBG	120,701
2319	5910	100	To Capital Projects	117,833	2100	3910	319	From BHS 2019 CDBG	117,833
2320	5910	100	To Capital Projects	33,943	2100	3910	320	From BHS 2020 CDBG	33,943
2321	5910	100	To Capital Projects	80,650	2100	3910	321	From BHS 2021 CDBG	80,650
2322	5910	100	To Capital Projects	57,000	2100	3910	322	From BHS 2022 CDBG	57,000
Total 2022/23 Transfers Out to Fund 2100				3,689,770	Total 2022/23 Transfers in to Fund 2100				3,689,770

**TOWN OF PARADISE
Budget Transfers Report**

Account-Transfer Out				Amount	Account - Transfer In				Amount	
1010	5910	090	To Camp Fire Recovery	373,273	2090	3910	010	From General Fund	373,273	To Support Disaster Recovery Operational Costs
2136	5910	090	To Camp Fire Recovery	215,328	2090	3910	136	From FEMA Grants FHMG	215,328	7312 Cat 4 Tree Removal
2136	5910	090	To Camp Fire Recovery	67,858	2090	3910	136	From FEMA Grants FHMG	67,858	7313 Residential Ignition Resistant Program
2136	5910	090	To Camp Fire Recovery	68,128	2090	3910	136	From FEMA Grants FHMG	68,128	7314 Early Warning System
2136	5910	090	To Camp Fire Recovery	18,381	2090	3910	136	From FEMA Grants FHMG	18,381	7315 Hazardous Fuel Reduction Program
2136	5910	090	To Camp Fire Recovery	6,493	2090	3910	136	From FEMA Grants FHMG	6,493	7316 Defensible Space Code Enforcement
2301	5910	090	To Camp Fire Recovery	62,840	2090	3910	301	From CDBG - DR	62,840	8404 Camp Fire Hydrant Repairs
2301	5910	090	To Camp Fire Recovery	208,684	2090	3910	301	From CDBG - DR	208,684	8407 Off-System Road Rehabilitation
2301	5910	090	To Camp Fire Recovery	37,987	2090	3910	301	From CDBG - DR	37,987	8408 Off-System Culvert Repair
Total 2022/23 Transfers Out to Fund 2090				1,058,972	Total 2022/23 Transfers in to Fund 2090				1,058,972	

Account-Transfer Out				Amount	Account - Transfer In				Amount	
2030	5910	010	To General Fund	176,018	1010	3910	030	From Building Safety Waste Water Fund	176,018	Internal Svcs Allocated Costs
2030	5910	010	To General Fund	157,818	1010	3910	030	From Building Safety Waste Water Fund	157,818	POB Payment
2030	5910	010	To General Fund	8,000	1010	3910	030	From Building Safety Waste Water Fund	8,000	Shared Cost of Vehicle Purchase
2070	5910	010	To General Fund	40,948	1010	3910	070	From Animal Control Fund	40,948	Internal Svcs Allocated Costs
2070	5910	010	To General Fund	25,396	1010	3910	070	From Animal Control Fund	25,396	POB Payment
2090	5910	010	To General Fund	56,808	1010	3910	090	From Camp Fire Recovery Fund	56,808	Internal Svcs Allocated Costs
2090	5910	010	To General Fund	37,941	1010	3910	090	From Camp Fire Recovery Fund	37,941	POB Payment
2095	5910	010	To General Fund	102,000	1010	3910	095	From COVID-19 Fund	102,000	Vehicle Purchases, net of USDA Grant Funding
2110	5910	010	To General Fund	3,037	1010	3910	110	From Transportation Fund	3,037	Internal Svcs Allocated Costs
2110	5910	010	To General Fund	4,531	1010	3910	110	From Transportation Fund	4,531	POB Payment
2120	5910	010	To General Fund	139,972	1010	3910	120	From Gas Tax	139,972	Internal Svcs Allocated Costs
2120	5910	010	To General Fund	85,175	1010	3910	120	From Gas Tax	85,175	POB Payment
2138	5910	010	To General Fund	70,500	1010	3910	138	From USDA Fund	70,500	Equipment Grant Funding
2140	5910	010	To General Fund	2,250	1010	3910	140	From Traffic Safety Fund	2,250	Operating Transfer
2160	5910	010	To General Fund	36,841	1010	3910	160	From BHS Econ Dev Fund	36,841	Internal Svcs Allocated Costs
2160	5910	010	To General Fund	3,450	1010	3910	160	From BHS Econ Dev Fund	3,450	Legal Service Allocated Costs
2160	5910	010	To General Fund	32,805	1010	3910	160	From BHS Econ Dev Fund	32,805	POB Payment
2215	5910	010	To General Fund	16,500	1010	3910	215	From AVA Fund	16,500	AVA Activity Reimbursement
7628	5910	010	To General Fund	800,000	1010	3910	628	From General Plan Fee Update Fund	800,000	General Plan Update
7650	5910	010	To General Fund	16,200	1010	3910	650	From TOP as Successor RDA	16,200	Internal Svcs Allocated Costs
7700	5910	010	To General Fund	10,985,377	1010	3910	700	From PG&E Settlement Fund	10,985,377	Operating Transfer
Total 2022/23 Transfers Out to Fund 1010				12,801,567	Total 2022/23 Transfers in to Fund 1010				12,801,567	

Account-Transfer Out				Amount	Account - Transfer In				Amount	
1010	5910	923	To TOP Housing Revolving Loans	2,500	2923	3910	010	From General Fund	2,500	20% RDA Loan Repayment
1010	5910	070	To Animal Control Fund	360,494	2070	3910	010	From General Fund	360,494	Measure V Funding for Operations
2138	5910	070	To Animal Control Fund	61,000	2070	3910	138	From USDA Fund	61,000	To Partially Fund Operations
7627	5910	203	To Building Safety & Waste Water	36,000	2030	3910	627	From Tech Equipment Replacement Fund	36,000	Merchant Fees for Credit Card Processing
7627	5910	203	To Building Safety & Waste Water	80,000	2030	3910	627	From Tech Equipment Replacement Fund	80,000	BSWW Accela Upgrade / Migration
2130	5910	160	To BHS Econ Dev Fund	10,000	2160	3910	130	From State Water Board Prop 1	10,000	Activity Delivery
2162	5910	160	To BHS Econ Dev Fund	35,000	2160	3910	162	From Home Loan Repay Fund	35,000	Activity Delivery
2163	5910	160	To BHS Econ Dev Fund	22,500	2160	3910	163	From BHS CalHome Loan Fund	22,500	Activity Delivery
2301	5910	160	To BHS Econ Dev Fund	60,000	2160	3910	301	From CDBG - DR	60,000	Activity Delivery
2420	5910	160	To BHS Econ Dev Fund	358,390	2160	3910	420	From BHS CalHome Loan Fund	358,390	Activity Delivery
7811	5910	070	To Animal Control Fund	6,917	2070	3910	811	From Animal Donation Fund	6,917	To Partially Fund Operations
5900	5910	110	To Transportation Fund	28,720	2110	3910	900	From Transit Fund	28,720	To Transfer Remaining Balance of Funds
1010	5910	650	To Successor RDA Agency	40,500	7650	3910	010	From General Fund Loan	40,500	General Fund Loan for Successor Agency Admin Costs
Total 2022/23 Other Transfers Out				1,102,021	Total 2022/23 Other Transfers In				1,102,021	

Total 2022/23 Transfers Out				38,779,629	Total 2022/23 Transfers In				38,779,629
------------------------------------	--	--	--	-------------------	-----------------------------------	--	--	--	-------------------

**TOWN OF PARADISE
Budget Transfers Report**

FISCAL YEAR 2023/24 TRANSFERS

Account-Transfer Out				Amount	Account - Transfer In				Amount		
2090	5910	120	To Gas Tax	7,530	2120	3910	090	From Camp Fire Recovery Fund	7,530	8404	Camp Fire Hydrants
2110	5910	120	To Gas Tax	329	2120	3910	110	From Transportation Fund	329	9408	Systematic Intersection Safety Improvements
2110	5910	120	To Gas Tax	9,132	2120	3910	110	From Transportation Fund	9,132	9429	Interim Striping Safety Projects
2110	5910	120	To Gas Tax	9,132	2120	3910	110	From Transportation Fund	9,132	9430	Pearson Road Hilltop Guard Rail Project
2112	5910	120	To Gas Tax	6,484	2120	3910	112	From CMAQ	6,484	9385	Paradise Gap Closure
2112	5910	120	To Gas Tax	7,188	2120	3910	112	From CMAQ	7,188	9390	Skyway-Neal Bike-Ped Project
2112	5910	120	To Gas Tax	2,935	2120	3910	112	From CMAQ	2,935	9391	Oliver Curve Pathway Project
2120	5910	120	To Gas Tax	94	2120	3910	120	From Gas Tax	94	9385	Paradise Gap Closure
2120	5910	120	To Gas Tax	9,132	2120	3910	120	From Gas Tax	9,132	9431	Roadside Evacuation Sign Project
2132	5910	120	To Gas Tax	2,963	2120	3910	132	From HSIP	2,963	9408	Systematic Intersection Safety Improvements
2133	5910	120	To Gas Tax	12,127	2120	3910	133	From ATP Grant	12,127	9385	Paradise Gap Closure
2133	5910	120	To Gas Tax	27,847	2120	3910	133	From ATP Grant	27,847	9389	Pentz Pathway Project
2133	5910	120	To Gas Tax	28,441	2120	3910	133	From ATP Grant	28,441	9390	Skyway-Neal Bike-Ped Project
2133	5910	120	To Gas Tax	27,347	2120	3910	133	From ATP Grant	27,347	9424	Go Paradise: Skyway Link Project
2137	5910	120	To Gas Tax	30,031	2120	3910	137	From Economic Development Admin	30,031	7309	Transportation Master Plan
2138	5910	120	To Gas Tax	156,000	2120	3910	138	From USDA	156,000	Equipment Grant Funding (Street Sweeper)	
2139	5910	120	To Gas Tax	55,600	2120	3910	139	From FHWA	55,600	7303	On-System Road Rehabilitation
2139	5910	120	To Gas Tax	225	2120	3910	139	From FHWA	225	7307	Neal Rd Rehabilitation
2299	5910	120	To Gas Tax	1,288	2120	3910	299	From Utilities	1,288	9385	Paradise Gap Closure
2299	5910	120	To Gas Tax	1,536	2120	3910	299	From Utilities	1,536	7303	On-System Road Rehabilitation
2301	5910	120	To Gas Tax	35,637	2120	3910	301	From CDBG-DR	35,637	7303	On-System Road Rehabilitation
2301	5910	120	To Gas Tax	1,421	2120	3910	301	From CDBG-DR	1,421	7307	Neal Rd Rehabilitation
2301	5910	120	To Gas Tax	53,628	2120	3910	301	From CDBG-DR	53,628	8407	Off-System Culvert - Public Assistance
2301	5910	120	To Gas Tax	644	2120	3910	301	From CDBG-DR	644	9389	Pentz Pathway Project
2301	5910	120	To Gas Tax	545	2120	3910	301	From CDBG-DR	545	9390	Skyway-Neal Bike-Ped Project
2301	5910	120	To Gas Tax	33,239	2120	3910	301	From CDBG-DR	33,239	9391	Oliver Curve Pathway Project
2301	5910	120	To Gas Tax	150,150	2120	3910	301	From CDBG-DR	150,150	9394	Paradise Sewer Project
2301	5910	120	To Gas Tax	44,191	2120	3910	301	From CDBG-DR	44,191	9428	Roe Road Phase 1
2301	5910	120	To Gas Tax	36,604	2120	3910	301	From CDBG-DR	36,604	9421	Forest Service Road Improvements
2301	5910	120	To Gas Tax	28,643	2120	3910	301	From CDBG-DR	28,643	9422	Foster/Black Olive Intersection Improvements
2301	5910	120	To Gas Tax	36,604	2120	3910	301	From CDBG-DR	36,604	9423	Elliott/Nunneley Road Extension
2301	5910	120	To Gas Tax	1,583	2120	3910	301	From CDBG-DR	1,583	9424	Go Paradise: Skyway Link Project
2301	5910	120	To Gas Tax	28,930	2120	3910	301	From CDBG-DR	28,930	9425	Upper Skyway Widening
2301	5910	120	To Gas Tax	22,203	2120	3910	301	From CDBG-DR	22,203	9426	Skyway Pentz Intersection
2301	5910	120	To Gas Tax	38,663	2120	3910	301	From CDBG-DR	38,663	9727	Pentz Road Widening
Total 2023/24 Transfers Out to Fund 2120				908,046	Total 2023/24 Transfers in to Fund 2120				908,046		

**TOWN OF PARADISE
Budget Transfers Report**

Account-Transfer Out			Amount	Account - Transfer In			Amount
1010	5910	105 To Disaster Recovery	970,553	2105	3910	010 Program Participants	970,553
1010	5910	105 To Disaster Recovery	723,070	2105	3910	010 Program Participants	723,070
1010	5910	105 To Disaster Recovery	39,340	2105	3910	010 Unfunded	39,340
2095	5910	105 To Disaster Recovery	790,240	2105	3910	095 From COVID-19 Fund	790,240
2130	5910	105 To Disaster Recovery	294,209	2105	3910	130 From State Water Board	294,209
2136	5910	105 To Disaster Recovery	2,911,659	2105	3910	136 From FEMA Grants FHMG	2,911,659
2136	5910	105 To Disaster Recovery	2,169,209	2105	3910	136 From FEMA Grants FHMG	2,169,209
2136	5910	105 To Disaster Recovery	1,274,785	2105	3910	136 From FEMA Grants FHMG	1,274,785
2136	5910	105 To Disaster Recovery	320,597	2105	3910	136 From FEMA Grants FHMG	320,597
2136	5910	105 To Disaster Recovery	118,018	2105	3910	136 From FEMA Grants FHMG	118,018
2137	5910	105 To Disaster Recovery	95,754	2105	3910	137 From Economic Development Admin	95,754
2139	5910	105 To Disaster Recovery	7,732,775	2105	3910	139 From Federal Emergency Relief Prog	7,732,775
2139	5910	105 To Disaster Recovery	5,390	2105	3910	139 From Federal Emergency Relief Prog	5,390
2299	5910	105 To Disaster Recovery	213,689	2105	3910	299 From Utilities	213,689
2301	5910	105 To Disaster Recovery	107,007	2105	3910	301 From CDBG-DR	107,007
2301	5910	105 To Disaster Recovery	89,847	2105	3910	301 From CDBG-DR	89,847
2301	5910	105 To Disaster Recovery	4,956,325	2105	3910	301 From CDBG-DR	4,956,325
2301	5910	105 To Disaster Recovery	29,261	2105	3910	301 From CDBG-DR	29,261
2301	5910	105 To Disaster Recovery	424,928	2105	3910	301 From CDBG-DR	424,928
2301	5910	105 To Disaster Recovery	106,866	2105	3910	301 From CDBG-DR	106,866
2301	5910	105 To Disaster Recovery	33,972	2105	3910	301 From CDBG-DR	33,972
Total 2023/24 Transfers Out to Fund 2105			23,407,494	Total 2023/24 Transfers in to Fund 2105			23,407,494

**TOWN OF PARADISE
Budget Transfers Report**

Account-Transfer Out				Amount	Account - Transfer In				Amount		
2110	5910	100	To Capital Projects	134,828	2100	3910	110	From Transportation Fund	134,828	9377	Almond Multi-Modal Improvements
2110	5910	100	To Capital Projects	2,557	2100	3910	110	From Transportation Fund	2,557	9380	Ponderosa Elementary Safe Routes to School
2110	5910	100	To Capital Projects	20,498	2100	3910	110	From Transportation Fund	20,498	9408	Systematic Intersection Safety Improvements
2110	5910	100	To Capital Projects	90,868	2100	3910	110	From Transportation Fund	90,868	9429	Interim Striping Safety Projects
2110	5910	100	To Capital Projects	30,868	2100	3910	110	From Transportation Fund	30,868	9430	Pearson Road Hilltop Guard Rail Project
2112	5910	100	To Capital Projects	215,105	2100	3910	112	From Federal CMAQ Fund	215,105	9385	Paradise Gap Closure
2112	5910	100	To Capital Projects	269,541	2100	3910	112	From Federal CMAQ Fund	269,541	9390	Skyway-Neal Bike-Ped Project
2112	5910	100	To Capital Projects	120,665	2100	3910	112	From Federal CMAQ Fund	120,665	9391	Oliver Curve Pathway Project
2120	5910	100	To Capital Projects	3,103	2100	3910	120	From Gas Tax	3,103	9385	Paradise Gap Closure
2120	5910	100	To Capital Projects	90,868	2100	3910	120	From Gas Tax	90,868	9431	Roadside Evacuation Sign Project
2132	5910	100	To Capital Projects	184,482	2100	3910	132	From Federal HSIP	184,482	9408	Systematic Intersection Safety Improvements
2133	5910	100	To Capital Projects	141,839	2100	3910	133	From ATP Grant	141,839	9377	Almond Multi-Modal Improvements
2133	5910	100	To Capital Projects	16,443	2100	3910	133	From ATP Grant	16,443	9380	Ponderosa Elementary Safe Routes to School
2133	5910	100	To Capital Projects	1,096,153	2100	3910	133	From ATP Grant	1,096,153	9389	Pentz Pathway Project
2133	5910	100	To Capital Projects	1,066,559	2100	3910	133	From ATP Grant	1,066,559	9390	Skyway-Neal Bike-Ped Project
2133	5910	100	To Capital Projects	396,653	2100	3910	133	From ATP Grant	396,653	9424	Go Paradise: Skyway Link Project
2133	5910	100	To Capital Projects	402,272	2100	3910	133	From ATP Grant	402,272	9385	Paradise Gap Closure
2299	5910	100	To Capital Projects	42,712	2100	3910	299	From Utilities	42,712	9385	Paradise Gap Closure
2301	5910	100	To Capital Projects	25,356	2100	3910	301	From CDBG-DR	25,356	9389	Pentz Pathway Project
2301	5910	100	To Capital Projects	20,455	2100	3910	301	From CDBG-DR	20,455	9390	Skyway-Neal Bike-Ped Project
2301	5910	100	To Capital Projects	1,366,761	2100	3910	301	From CDBG-DR	1,366,761	9391	Oliver Curve Pathway Project
2301	5910	100	To Capital Projects	46,603,426	2100	3910	301	From CDBG-DR	46,603,426	9394	Paradise Sewer Project
2301	5910	100	To Capital Projects	112,736	2100	3910	301	From CDBG-DR	112,736	9421	Forest Service Road Improvements
2301	5910	100	To Capital Projects	195,357	2100	3910	301	From CDBG-DR	195,357	9422	Foster/Black Olive Intersection Improvements
2301	5910	100	To Capital Projects	462,887	2100	3910	301	From CDBG-DR	462,887	9423	Elliott/Nunneley Road Extension
2301	5910	100	To Capital Projects	22,954	2100	3910	301	From CDBG-DR	22,954	9424	Go Paradise: Skyway Link Project
2301	5910	100	To Capital Projects	770,370	2100	3910	301	From CDBG-DR	770,370	9425	Upper Skyway Widening
2301	5910	100	To Capital Projects	227,797	2100	3910	301	From CDBG-DR	227,797	9426	Skyway/Pentz Intersection
2301	5910	100	To Capital Projects	1,861,337	2100	3910	301	From CDBG-DR	1,861,337	9427	Pentz Road Widening
2301	5910	100	To Capital Projects	1,770,791	2100	3910	301	From CDBG-DR	1,770,791	9428	Roe Road Phase 1
Total 2023/24 Transfers Out to Fund 2100				57,766,241	Total 2023/24 Transfers in to Fund 2100				57,766,241		

**TOWN OF PARADISE
Budget Transfers Report**

Account-Transfer Out			Amount	Account - Transfer In			Amount	
1010	5910	090 To Camp Fire Recovery	25,802	2090	3910	010 From General Fund - Unfunded	25,802	8404 Camp Fire Hydrant Repairs
2139	5910	090 To Camp Fire Recovery	42,600	2090	3910	136 From Federal Emergency Relief Prog	42,600	8405 Emergency MBGR Repair
2139	5910	090 To Camp Fire Recovery	71,801	2090	3910	136 From Federal Emergency Relief Prog	71,801	8406 Emergency Culvert Repair - On System
2301	5910	090 To Camp Fire Recovery	662,872	2090	3910	301 From CDBG - DR	662,872	8407 Off-System Road Rehabilitation
2301	5910	090 To Camp Fire Recovery	41,347	2090	3910	301 From CDBG - DR	41,347	8408 Off-System Culvert Repair
Total 2023/24 Transfers Out to Fund 2090			844,422	Total 2023/24 Transfers in to Fund 2090			844,422	

Account-Transfer Out			Amount	Account - Transfer In			Amount	
1010	5910	010 To General Fund/25% Participants	29,447	1010	3910	010 from General Fund/Disaster Recovery	29,447	7312 Cat 4 Tree Removal
1010	5910	010 To General Fund/25% Participants	26,930	1010	3910	010 from General Fund/Disaster Recovery	26,930	7313 Residential Ignition Resistant Program
1010	5910	010 To General Fund/25% Unfunded	4,384	1010	3910	010 from General Fund/Disaster Recovery	4,384	7316 Defensible Space Code Enforcement
1010	5910	010 To Camp Fire Recovery	100,000	1010	3910	010 From General Fund	100,000	TOT to Support REDD Operational Costs
2030	5910	010 To General Fund	225,942	1010	3910	030 From Building Safety Waste Water Fund	225,942	Internal Svcs Allocated Costs
2030	5910	010 To General Fund	148,641	1010	3910	030 From Building Safety Waste Water Fund	148,641	POB Payment
2030	5910	010 To General Fund	7,000	1010	3910	030 From Building Safety Waste Water Fund	7,000	Shared Cost of Fire Prevention Vehicle Purchase (20%)
2030	5910	010 To General Fund	100,000	1010	3910	030 From Building Safety Waste Water Fund	100,000	MFS Study
2070	5910	010 To General Fund	51,684	1010	3910	070 From Animal Control Fund	51,684	Internal Svcs Allocated Costs
2070	5910	010 To General Fund	23,632	1010	3910	070 From Animal Control Fund	23,632	POB Payment
2095	5910	010 To General Fund	32,000	1010	3910	095 From COVID-19 Fund	32,000	Vehicle Purchases, net of USDA Grant Funding
2110	5910	010 To General Fund	7,484	1010	3910	110 From Transportation Fund	7,484	Internal Svcs Allocated Costs
2110	5910	010 To General Fund	5,001	1010	3910	110 From Transportation Fund	5,001	POB Payment
2120	5910	010 To General Fund	226,268	1010	3910	120 From Gas Tax	226,268	Internal Svcs Allocated Costs
2120	5910	010 To General Fund	109,718	1010	3910	120 From Gas Tax	109,718	POB Payment
2136	5910	010 To General Fund/Disaster Recovery	88,341	1010	3910	136 From FEMA Grants FHMG	88,341	7312 Cat 4 Tree Removal
2136	5910	010 To General Fund/Disaster Recovery	80,791	1010	3910	136 From FEMA Grants FHMG	80,791	7313 Residential Ignition Resistant Program
2136	5910	010 To General Fund/Disaster Recovery	39,459	1010	3910	136 From FEMA Grants FHMG	39,459	7314 Early Warning System
2136	5910	010 To General Fund/Disaster Recovery	13,153	1010	3910	136 From FEMA Grants FHMG	13,153	7315 Hazardous Fuel Reduction Program
2136	5910	010 To General Fund/Disaster Recovery	13,153	1010	3910	136 From FEMA Grants FHMG	13,153	7316 Defensible Space Code Enforcement
2138	5910	010 To General Fund	60,000	1010	3910	138 From USDA Fund	60,000	Equipment Grant Funding (Three Vehicles)
2140	5910	010 To General Fund	2,250	1010	3910	140 From Traffic Safety Fund	2,250	Operating Transfer
2160	5910	010 To General Fund	98,692	1010	3910	160 From BHS Econ Dev Fund	98,692	Internal Svcs Allocated Costs
2160	5910	010 To General Fund	3,450	1010	3910	160 From BHS Econ Dev Fund	3,450	Legal Service Allocated Costs
2160	5910	010 To General Fund	48,139	1010	3910	160 From BHS Econ Dev Fund	48,139	POB Payment
2215	5910	010 To General Fund	10,000	1010	3910	215 From AVA Fund	10,000	AVA Activity Reimbursement
2551	5910	010 To General Fund	100,000	1010	3910	551 From Impact Fees Drainage Fund	100,000	DIF Study (Transfer to Finance Dept)
2301	5910	010 To General Fund/Disaster Recovery	13,153	1010	3910	301 From CDBG-DR	13,153	7314 Early Warning System
2301	5910	010 To General Fund/Disaster Recovery	4,384	1010	3910	301 From CDBG-DR	4,384	7315 Hazardous Fuel Reduction Program
7628	5910	010 To General Fund	800,000	1010	3910	628 From General Plan Fee Update Fund	800,000	General Plan Update
7650	5910	010 To General Fund	16,200	1010	3910	650 From TOP as Successor RDA	16,200	Internal Svcs Allocated Costs
7700	5910	010 To General Fund	11,957,637	1010	3910	700 From Paradise Recovery & Operations Fund	11,957,637	Operating Transfer
Total 2023/24 Transfers Out to Fund 1010			14,446,934	Total 2023/24 Transfers in to Fund 1010			14,446,934	

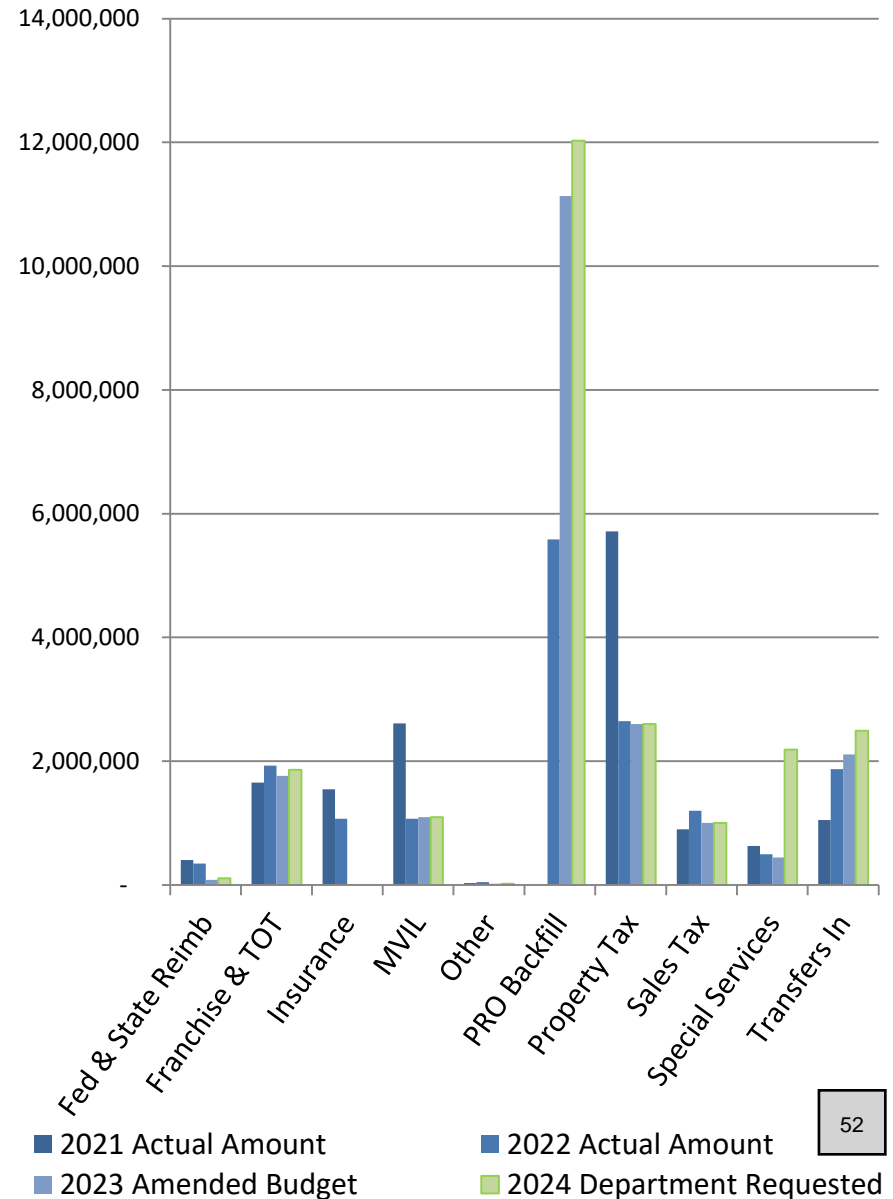
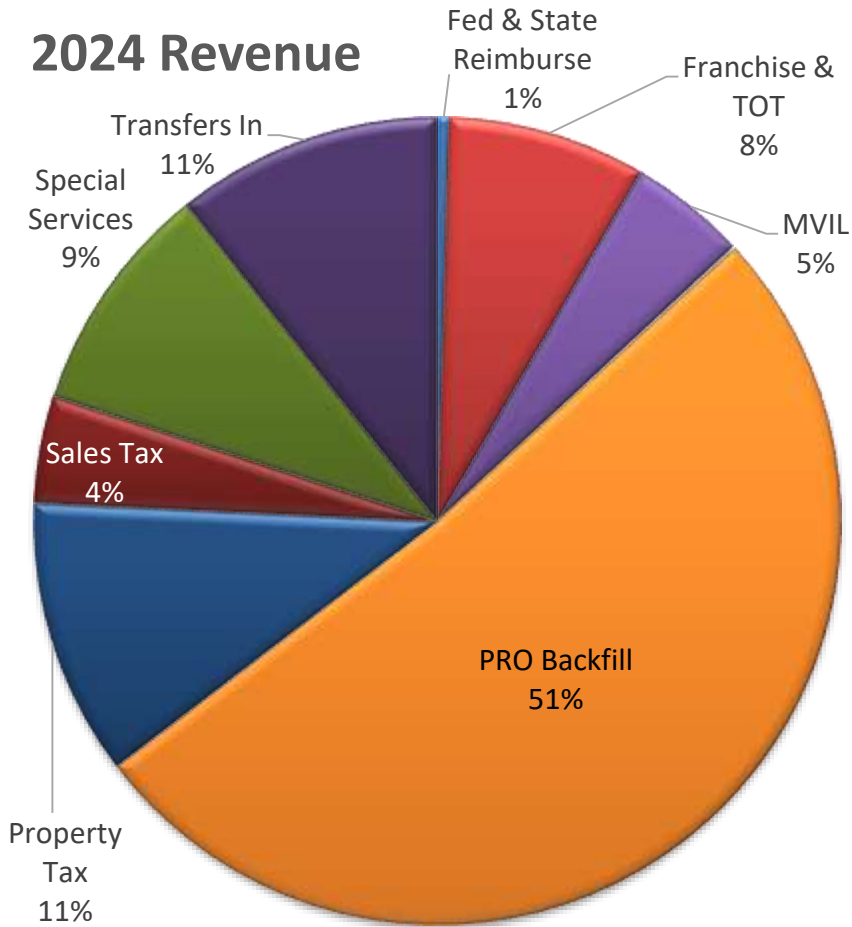
**TOWN OF PARADISE
Budget Transfers Report**

Account-Transfer Out				Amount	Account - Transfer In				Amount	
1010	5910	923	To TOP Housing Revolving Loans	2,500	2923	3910	010	From General Fund	2,500	20% RDA Loan Repayment
1010	5910	070	To Animal Control Fund	355,000	2070	3910	010	From General Fund	355,000	Measure V Funding for Operations and Shelter Expansion
2095	5910	070	To Animal Control Fund	400,000	2070	3910	095	From COVID-19 Fund	400,000	Animal Control Shelter Expansion
2138	5910	070	To Animal Control Fund	7,852	2070	3910	138	From USDA Fund	7,852	Equipment Grant Funding (AC Vehicle Upfit)
7627	5910	203	To Building Safety & Waste Water	36,000	2030	3910	627	From Tech Equipment Replacement Fund	36,000	Merchant Fees for Credit Card Processing
7627	5910	203	To Building Safety & Waste Water	10,000	2030	3910	627	From Tech Equipment Replacement Fund	10,000	Accela Training
7640	5910	203	To Building Safety & Waste Water	1,400	2030	3910	640	From Disability Access and Education	1,400	CASp Training
2130	5910	160	To BHS Econ Dev Fund	7,000	2160	3910	130	From State Water Board Prop 1	7,000	Activity Delivery
2162	5910	160	To BHS Econ Dev Fund	152,000	2160	3910	162	From Home Loan Repay Fund	152,000	Activity Delivery
2163	5910	160	To BHS Econ Dev Fund	115,100	2160	3910	163	From BHS CalHome Loan Fund	115,100	Activity Delivery
2301	5910	160	To BHS Econ Dev Fund	50,000	2160	3910	301	From CDBG - DR	50,000	Activity Delivery
2420	5910	160	To BHS Econ Dev Fund	1,020,000	2160	3910	420	From BHS CalHome Loan Fund	1,020,000	Activity Delivery
2323	5910	160	To BHS Econ Dev Fund	20,138	2160	3910	323	From BHS CDBG 2323 Entitlement	20,138	Activity Delivery
2300	5910	160	To BHS Econ Dev Fund	8,000	2160	3910	300	From BHS CDBG 2019 COVID Response	8,000	Activity Delivery
7811	5910	070	To Animal Control Fund	6,917	2070	3910	811	From Animal Donation Fund	6,917	To Partially Fund Operations
1010	5910	650	To Successor RDA Agency	40,500	7650	3910	010	From General Fund Loan	40,500	General Fund Loan for Successor Agency Admin Costs
Total 2023/24 Other Transfers Out				2,232,407	Total 2023/24 Other Transfers In				2,232,407	
Total 2023/24 Transfers Out				99,605,544	Total 2023/24 Transfers In				99,605,544	

FY 2023/2024

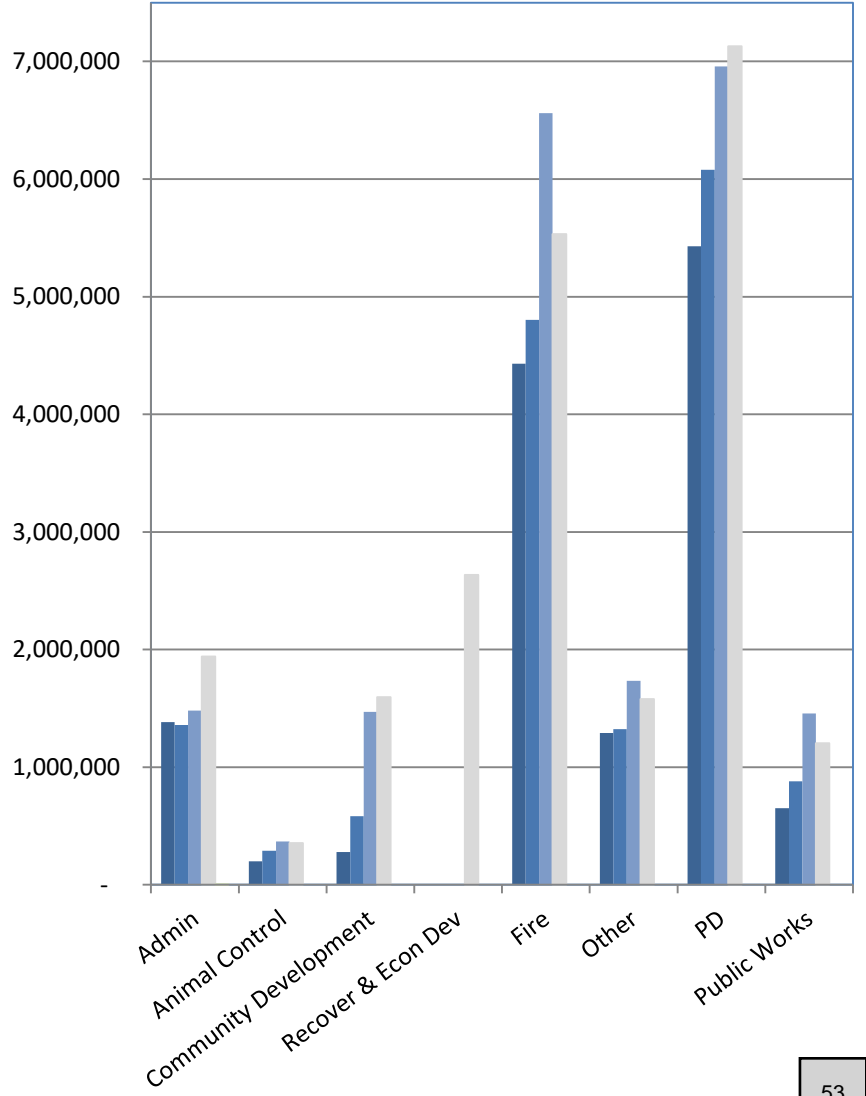
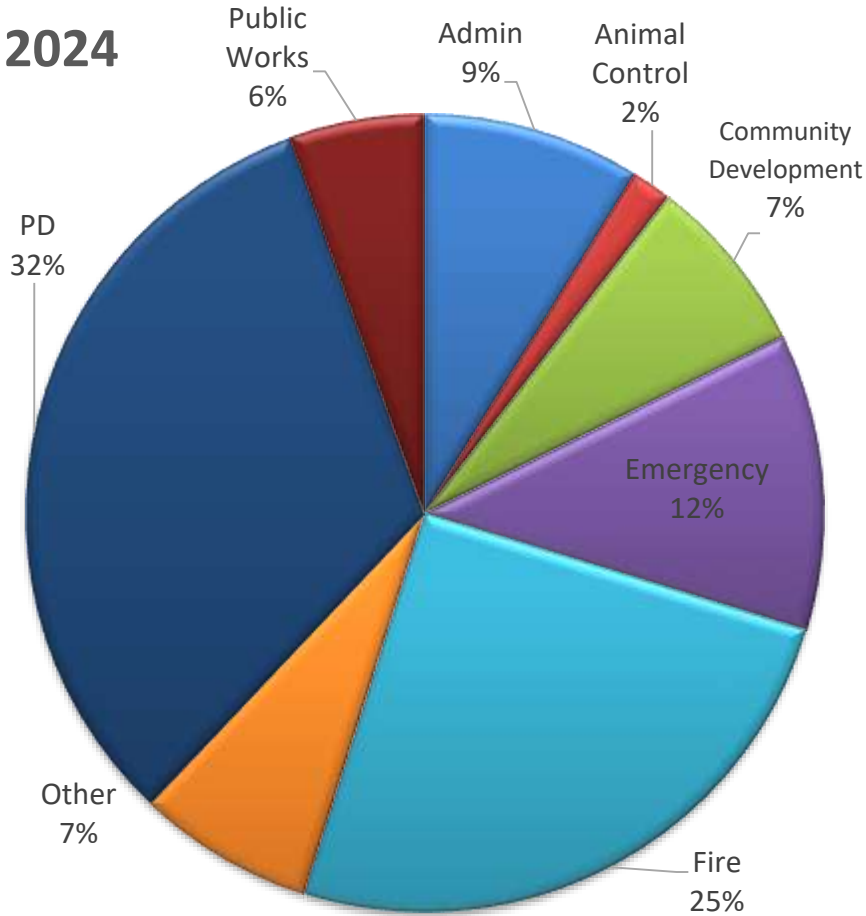
General Fund

General Fund Revenues by Source



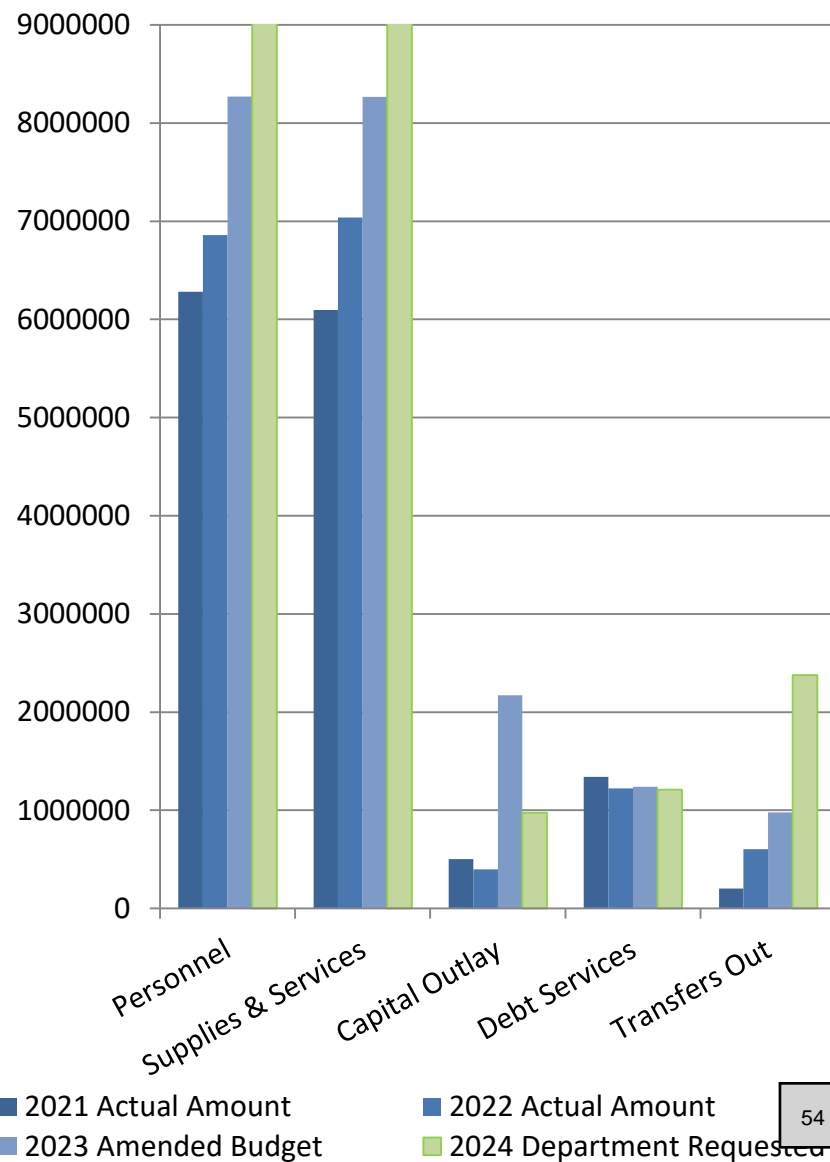
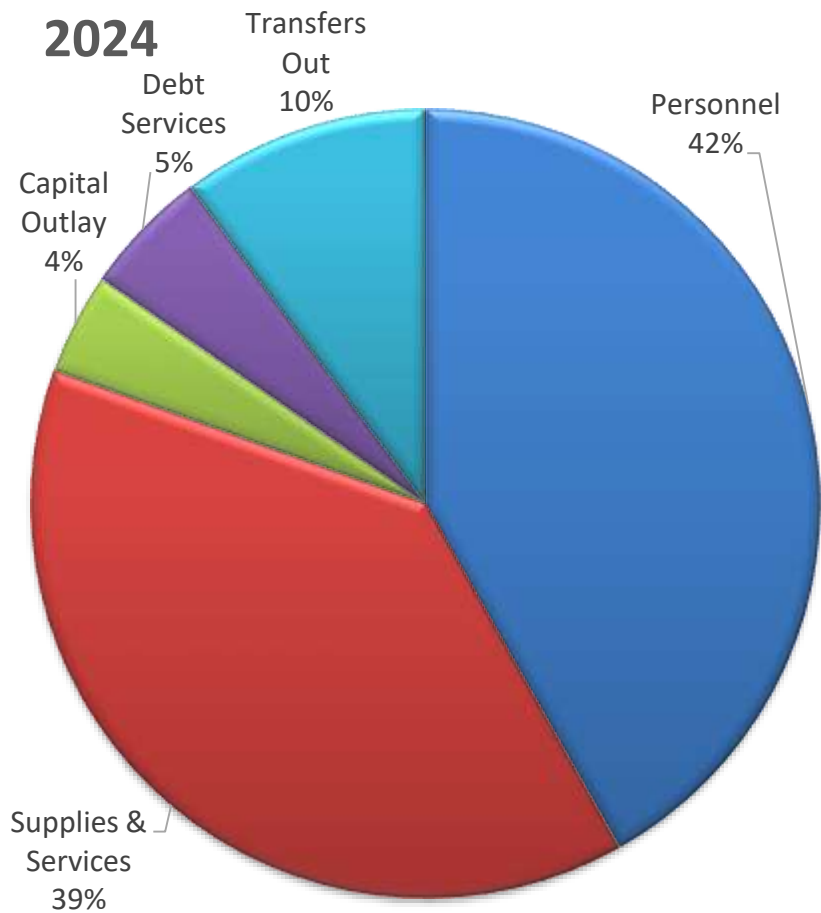
General Fund Financial Uses by Function (With Measure C/V)

2024



■ 2021 Actual Amount ■ 2022 Actual Amount
■ 2023 Amended Budget ■ 2024 Department Requested

General Fund Financial Uses by Use (With Measure C/V)



**TOWN OF PARADISE
GENERAL FUND SUMMARY
Fiscal Year 2023/24 Budget**

	Audited Year 2021/22	Estimated Actual Year 2022/23	Budget Year 2023/24
Beginning Fund Balance	4,025,353	4,178,836	5,396,590
Revenues			
Property Taxes - Local			
Property Tax Current Secured	2,368,023	2,340,000	2,340,000
Property Tax Current Unsecured	107,575	116,500	116,500
Property Tax Residual	-	-	-
Property Tax Prior Secured/Unsecured	3,254	5,000	5,000
Property Tax General Supplemental	43,459	40,000	40,000
Real Property Transfer Tax Real Property Transfer Tax	101,168	85,000	85,000
Total	2,623,479	2,586,500	2,586,500
Non Property Taxes - Local			
General Sales and Use Tax Sales and Use Tax	1,198,929	1,000,000	1,000,000
General Sales and Use Tax (Measure C/V)	1,299,723	1,242,497	1,300,000
Franchise Taxes	386,817	347,000	347,000
Transient Occupancy Tax	225,722	200,000	200,000
Other Taxes	9,133	7,500	7,500
Total	3,120,324	2,796,997	2,854,500
Shared Taxes - State			
State Motor Vehicle In Lieu Motor Vehicle In Lieu Tax	1,067,604	1,097,000	1,097,000
Property Tax Homeowners Apportionment	22,404	15,000	15,000
Other State/Fed - Miscellaneous	-	-	-
Total	1,090,008	1,112,000	1,112,000
Total All Taxes - Local and State	6,833,811	6,495,497	6,553,000

**TOWN OF PARADISE
GENERAL FUND SUMMARY
Fiscal Year 2023/24 Budget**

	Audited Year 2021/22	Estimated Actual Year 2022/23	Budget Year 2023/24
Charges for Services - Local			
Administration Fees and Charges	637	350	350
Administration Misc Revenues & Reimbursements	38,749	6,840	6,840
Police Fees and Charges	79,244	30,341	31,841
Fire Fees and Charges	360,948	95,000	95,000
CDD - Planning Fees and Charges	45,071	33,604	32,581
CDD - Waste Management Fees and Charges	15,284	15,500	35,000
Engineering Fees and Charges	343,218	357,950	354,500
Paradise Community Park Fees and Charges	1,730	1,000	1,000
Interest Revenue Investments	5,150	15,000	15,000
Total Charges for Local Services	890,031	555,585	572,112
Refunds and Reimbursements Insurance Proceeds	1,071,088	-	-
Program Participants Proceeds	-	-	1,750,000
Total Revenue	8,794,930	7,051,082	8,875,112
Transfers from Other Funds	1,870,931	2,108,690	2,489,295
Transfers from PG&E Settlement Funds	5,581,881	11,134,927	11,957,637
Total Resources	16,247,742	20,294,699	23,322,044
Expenditures			
Non Departmental Expenditures	1,255,677	1,358,617	1,348,501
Transaction and Use Tax Expenses (Measure C / V)	636,416	1,428,152	945,000
Town Council, Manager, Clerk and Legal	828,966	835,873	988,379
Administration	1,077,410	1,087,494	2,051,956
Police Programs	5,401,966	5,834,115	6,354,432
Fire Programs	4,500,124	5,587,303	5,219,200
Community Development	583,086	541,527	1,595,239
Recovery & Economic Development	-	-	2,635,255

**TOWN OF PARADISE
GENERAL FUND SUMMARY
Fiscal Year 2023/24 Budget**

	Audited Year 2021/22	Estimated Actual Year 2022/23	Budget Year 2023/24
Expenditures (cont.)			
Public Works - Engineering and Fleet	923,431	1,072,008	1,207,314
Parks and Public Facilities	291,171	488,089	392,205
Total Expenditures	15,498,247	18,233,178	22,737,481
Transfers Out to Other Funds			
General Fund	3,069	-	160,761
Gas Tax	235,177	-	-
Camp Fire 2018 Recovery	-	373,273	25,802
TOP Housing Loan Fund	-	2,500	2,500
Animal Control Fund	288,954	367,494	355,000
Disaster Recovery Projects Fund	68,812	60,000	-
TOP as Successor RDA	-	40,500	40,500
Total	596,012	843,767	584,563
Total Financial Uses	16,094,259	19,076,945	23,322,044
Subtotal General Fund Net Income	153,483	1,217,754	-
Ending Fund Balance	4,178,836	5,396,590	5,396,590
Designated Reserves			
Non-spendable	1,277,074	1,317,574	2,332,204
Unassigned	960,513	2,690,916	1,546,285
Assigned for Abatements	20,000	20,000	150,000
Assigned - Measure C / V	1,921,249	1,368,100	1,368,100

TOWN OF PARADISE
Fiscal Year 2023/24 Budget

Account Number	Description	2022	2023 Amended	2023 Estimated	2024	2024	2024
		Actual Amount	Budget	Amount	Department Requested	Manager Recommend	Town Council Adopted
Fund: 1010 - General Fund							
REVENUES							
Department: 00 - Non Department Activity							
Program: 0000 - Non Program Activity							
3110.311	Property Tax Current Secured	2,368,023	2,340,000	2,340,000	2,340,000	2,340,000	2,340,000
3110.312	Property Tax Current Unsecured	107,575	116,500	116,500	116,500	116,500	116,500
3110.315	Property Tax Prior Secured/Unsecured	3,254	5,000	5,000	5,000	5,000	5,000
3110.320	Property Tax General Supplemental	43,459	40,000	40,000	40,000	40,000	40,000
3130.325	General Sales and Use Tax Sales and Use Tax	1,198,929	1,000,000	1,000,000	1,000,000	1,000,000	1,000,000
3167.330	Real Property Transfer Tax Real Property Transfer Tax	101,168	85,000	85,000	85,000	85,000	85,000
3182.335	Franchise Taxes Franchise Taxes	386,817	347,000	347,000	347,000	347,000	347,000
3185.340	Transient Occupancy Tax Transient Occupancy Tax	225,722	200,000	200,000	200,000	200,000	200,000
3210.110	Business Licenses and Permits Business Regulation	9,133	7,500	7,500	7,500	7,500	7,500
3210.120	Business Licenses and Permits Bingo Regulation	42	-	-	-	-	-
3215.100	DOJ/FBI Fees Fingerprinting/Processing	(2,271)	-	-	-	-	-
3345.100	State Revenues - Other Refunds & Reimbursements	-	-	-	-	-	-
3351.001	Property Tax Homeowners Apportionment	22,404	15,000	15,000	15,000	15,000	15,000
3356.001	State Motor Vehicle In Lieu Motor Vehicle In Lieu Tax	1,067,604	1,097,000	1,097,000	1,097,000	1,097,000	1,097,000
3410.104	Administrative Services Returned Check Processing	307	150	150	150	150	150
3410.107	Administrative Services Electronic Audio Reproduction	12	-	-	-	-	-
3410.112	Administrative Services Printed Material Production/Sale	-	-	-	-	-	-
3410.113	Administrative Services Document Copying	138	50	50	50	50	50
3410.114	Administrative Services Document Certification	180	150	150	150	150	150
3610.100	Interest Revenue Investments	5,150	15,000	15,000	15,000	15,000	15,000
3630.200	Rents and Royalties Billboard Rents and Leases	440	440	440	440	440	440
3901.100	Refunds and Reimbursements Miscellaneous	25,740	2,000	2,000	2,000	2,000	2,000
3901.145	Refunds and Reimbursements Insurance Proceeds	1,071,088	-	-	-	-	-
3902.100	Miscellaneous Revenue General	14,192	4,000	4,000	4,000	4,000	4,000
3902.110	Miscellaneous Revenue Cash Over and Short	78	-	-	-	-	-
Program Total: 0000 - Non Program Activity		6,649,185	5,274,790	5,274,790	5,274,790	5,274,790	5,274,790

TOWN OF PARADISE
Fiscal Year 2023/24 Budget

Account Number	Description	2022 Actual Amount	2023 Amended Budget	2023 Estimated Amount	2024 Department Requested	2024 Manager Recommend	2024 Town Council Adopted
Department: 25 - Finance							
Program: 4420 - Measure C/V TUT							
3130.326	General Sales and Use Tax Transactions and Use Tax (TUT)	1,299,723	1,200,000	1,242,497	1,300,000	1,300,000	1,300,000
Program Total: 4420 - Measure C/V TUT		1,299,723	1,200,000	1,242,497	1,300,000	1,300,000	1,300,000
Program: 5005 - Rental Properties							
3630.100	Rents and Royalties Commercial Prop Rents & Leases	-	-	-	-	-	-
3901.100	Refunds and Reimbursements Miscellaneous	528	400	400	400	400	400
Program Total: 5005 - Rental Properties		528	400	400	400	400	400
Department: 30 - Police							
Program: 0000 - Non Program Activity							
3310.099	Federal Funding Federal Grants	-	-	-	-	-	-
3320.100	Federal Revenue - Other Refunds and Reimbursements	-	2,000	2,000	2,000	2,000	2,000
3345.004	State Revenues - Other POST Reimbursements	858	5,000	5,000	5,000	5,000	5,000
3345.100	State Revenues - Other Refunds & Reimbursements	52	250	250	250	250	250
3380.100	Local Government Revenue Fines and Forfeitures	24,468	15,000	15,000	15,000	15,000	15,000
3380.106	Local Government Revenue Administrative Citations Police	100	400	400	400	400	400
3380.112	Local Government Revenue Property Room Proceeds	-	400	400	400	400	400
3421.100	Police Vehicle Repossession	-	100	100	100	100	100
3421.105	Police Cite Sign Off / VIN Verification	305	500	500	500	500	500
3421.110	Police DUI Accident & Arrest Processing	1,057	500	500	500	500	500
3421.111	Police Vehicle Impound Fee	1,446	500	500	500	500	500
3421.115	Police Police Report (Copy)	18	10	10	10	10	10
3421.120	Police Fingerprint Processing	4,712	2,500	2,500	2,500	2,500	2,500
3421.122	Police Visa/Clearance Letter	31	31	31	31	31	31
3421.128	Police Statutory Registration	-	-	-	-	-	-
3421.130	Police Reproduce/Sale of Tapes & Photos	170	50	50	50	50	50
3421.140	Police Alarm System Registration	1,531	750	750	750	750	750
3421.141	Police False Alarm Response	2,808	500	500	500	500	500
3421.180	Police Special Services	-	250	250	250	250	250
3421.187	Police Subpoena Duces Tecum	63	-	-	-	-	-
3901.100	Refunds and Reimbursements Miscellaneous	40,348	1,500	1,500	3,000	3,000	3,000
3901.140	Refunds and Reimbursements Negligence Cost Recovery Fees	989	-	-	-	-	-
3902.100	Miscellaneous Revenue General	288	100	100	100	100	100
Program Total: 0000 - Non Program Activity		79,244	30,341	30,341	31,841	31,841	31,841

TOWN OF PARADISE
Fiscal Year 2023/24 Budget

Account Number	Description	2022	2023 Amended	2023 Estimated	2024	2024	2024
		Actual Amount	Budget	Amount	Department Requested	Manager Recommend	Town Council Adopted
Department: 35 - Fire							
Program: 0000 - Non Program Activity							
3320.100	Federal Revenue - Other Refunds and Reimbursements	-	-	-	-	-	-
3340.350	State Funding - Grants Fire Grants	-	-	-	-	-	-
3345.100	State Revenues - Other Refunds & Reimbursements	302,196	75,000	75,000	75,000	75,000	75,000
3380.103	Local Government Revenue Fines and Citations Fire	36,650	-	-	-	-	-
3422.304	Fire Fuel Reduction Burn Permit	6,980	10,000	10,000	10,000	10,000	10,000
3422.315	Fire Residential Burning Regulation	13,393	10,000	10,000	10,000	10,000	10,000
3422.335	Fire Land Clearing Fire Regulation	-	-	-	-	-	-
3422.338	Fire Fire Flow/Hydrant Location	22	-	-	-	-	-
3901.100	Refunds and Reimbursements Miscellaneous	-	-	-	-	-	-
3902.100	Miscellaneous Revenue General	1,706	-	-	-	-	-
Program Total: 0000 - Non Program Activity		360,948	95,000	95,000	95,000	95,000	95,000

Department: 40 - Community Development							
Program: 4720 - CDD Planning							
3380.101	Local Government Revenue Fines and Citations Comm Develop	12,400	8,000	8,000	7,000	7,000	7,000
3400.101	CDD Planning Appeals Review	104	-	-	-	-	-
3400.104	CDD Planning Tentative Parcel Map	2,074	1,754	1,754	1,754	1,754	1,754
3400.105	CDD Planning Tentative Subdivision Map	-	-	-	-	-	-
3400.108	CDD Planning Road Name Review	-	-	-	-	-	-
3400.109	CDD Planning Street Address Change Review	-	176	176	176	176	176
3400.110	CDD Planning Street Name Change Review	-	-	-	-	-	-
3400.111	CDD Planning Landscape Plan	849	1,136	1,136	1,700	1,700	1,700
3400.130	CDD Planning General Plan Amend and Rezoning	-	2,907	2,907	2,907	2,907	2,907
3400.132	CDD Planning Rezoning Application	-	-	-	2,004	2,004	2,004
3400.139	CDD Planning Research on Request	94	94	94	94	94	94
3400.170	CDD Planning Use Permit Class A	2,828	2,121	2,121	2,121	2,121	2,121
3400.171	CDD Planning Use Permit Class B	3,759	-	-	-	-	-
3400.173	CDD Planning Temporary Use Permit	3,991	3,000	3,000	2,800	2,800	2,800
3400.174	CDD Planning Administrative Permit	16,682	12,000	12,000	8,000	8,000	8,000
3400.176	CDD Planning Home Occupation Permit	-	-	-	263	263	263
3400.177	CDD Planning Site Plan/Use Permit Mod Class A	-	-	-	-	-	-
3400.178	CDD Planning Site Plan/Use Permit Mod Class B	-	-	-	-	-	-
3400.184	CDD Planning Site Plan Review Class A	660	660	660	660	660	660

TOWN OF PARADISE
Fiscal Year 2023/24 Budget

Account Number	Description	2022	2023 Amended	2023 Estimated	2024	2024	2024
		Actual Amount	Budget	Amount	Department Requested	Manager Recommend	Town Council Adopted
3400.185	CDD Planning Site Plan Review Class B	-	-	-	1,002	1,002	1,002
3400.186	CDD Planning Site Plan Review Class C	-	-	-	-	-	-
3400.200	CDD Planning Tree Felling Permit	49	-	-	-	-	-
3400.307	CDD Planning Design Review Application	1,581	1,756	1,756	2,100	2,100	2,100
3901.100	Refunds and Reimbursements Miscellaneous	-	-	-	-	-	-
Program Total: 4720 - CDD Planning		45,071	33,604	33,604	32,581	32,581	32,581
Program: 4780 - CDD - Waste Management							
3182.335	Franchise Taxes Franchise Taxes	15,184	15,500	15,500	15,000	15,000	15,000
3340.400	State Funding - Grants Waste Mgmt	-	-	-	20,000	20,000	20,000
3380.104	Local Government Revenue Fines and Citations Waste Mgmt	100	-	-	-	-	-
Program Total: 4780 - CDD - Waste Management		15,284	15,500	15,500	35,000	35,000	35,000
Department: 45 - Public Works							
Program: 4740 - Public Works - Engineering							
3402.201	PW Engineering Final Parcel Map	-	-	-	-	-	-
3402.205	PW Engineering Street Abandonment	-	-	-	-	-	-
3402.220	PW Engineering Land Divisn/Pvt Develop Projects	-	-	-	-	-	-
3402.223	PW Engineering Engineering Site Plan	1,037	1,000	1,000	600	600	600
3402.224	PW Engineering Grading Check/Inspection	14,229	7,500	7,500	5,500	5,500	5,500
3402.226	PW Engineering Cert of Correction with Hearing	2,333	-	-	-	-	-
3402.227	PW Engineering Lot Merger Review	4,666	7,500	7,500	4,500	4,500	4,500
3402.228	PW Engineering Lot Line Adjustment	4,536	4,000	4,000	4,500	4,500	4,500
3402.230	PW Engineering Engineer Drain Plan/Calc Review	18,534	20,000	20,000	1,400	1,400	1,400
3402.232	PW Engineering Erosion Control Plan Review	389	-	-	-	-	-
3402.233	PW Engineering Erosion Control Non-Compliance	-	-	-	-	-	-
3402.250	PW Engineering Oversized Vehicle Regulation	4,360	5,000	5,000	5,000	5,000	5,000
3402.270	PW Engineering Encroachment Permit Fees	293,133	312,950	312,950	333,000	333,000	333,000
Program Total: 4740 - Public Works - Engineering		343,218	357,950	357,950	354,500	354,500	354,500

**TOWN OF PARADISE
Fiscal Year 2023/24 Budget**

Account Number	Description	2022	2023 Amended	2023 Estimated	2024	2024	2024
		Actual Amount	Budget	Amount	Department Requested	Manager Recommend	Town Council Adopted
Program: 4745 - Paradise Community Park							
3470.251	Parks & Recreation Space Rental	1,730	1,000	1,000	1,000	1,000	1,000
Program Total: 4745 - Paradise Community Park		1,730	1,000	1,000	1,000	1,000	1,000
Department: 65 - Emergency Mngmt & Disaster Recov							
Program: 4205 - Disaster Recovery							
3903.100	Program Participants Miscellaneous	-	-	-	1,750,000	1,750,000	1,750,000
Program Total: 4205 - Disaster Recovery		-	-	-	1,750,000	1,750,000	1,750,000
REVENUE GRAND Totals:		8,794,929	7,008,585	7,051,082	8,875,112	8,875,112	8,875,112

General Fund Transfers In

3910.010	Transfers In From General Fund	3,069	-	-	160,761	160,761	160,761
3910.030	Transfers In From Development Services Fund	262,686	341,836	341,836	481,583	481,583	481,583
3910.070	Transfers In From Animal Control	54,357	66,344	66,344	75,316	75,316	75,316
3910.090	Transfers In From Camp Fire Recovery	60,264	94,749	94,749	-	-	-
3910.095	Transfers In From COVID-19 Fund	-	361,000	361,000	32,000	32,000	32,000
3910.110	Transfers In From Local Transportation Fund	5,091	7,568	7,568	12,485	12,485	12,485
3910.112	Transfers In From Federal CMAQ Fund	-	-	-	-	-	-
3910.120	Transfers In From State Gas Tax Fund	353,824	225,147	225,147	335,986	335,986	335,986
3910.130	Transfers In From State Water Board Prop 1	361	-	-	-	-	-
3910.133	Transfers In From ATP Grant	-	-	-	-	-	-
3910.135	Transfers In From FEMA Reimb Fund SAFER	805,372	-	-	-	-	-
3910.136	Transfers In From FEMA Grants FHMG	-	-	-	234,896	234,896	234,896
3910.138	Transfers In From USDA Fund	3,148	104,000	104,000	60,000	60,000	60,000
3910.140	Transfers In From Traffic Safety Fund	2,250	2,250	2,250	2,250	2,250	2,250
3910.160	Transfers In From BHS Development Svcs Fund	76,274	73,096	73,096	150,281	150,281	150,281
3910.215	Transfers In From Aband Vehicle Abate Fund	26,858	16,500	16,500	10,000	10,000	10,000
3910.280	Transfers In From North Valley/Butte Strong	-	-	-	-	-	-
3910.299	Transfers In From Grants Misc One Time Fund	-	-	-	-	-	-
3910.501	Transfers In From Road Development Fund	-	-	-	17,537	17,537	17,537
3910.551	Transfers In From Impact Fees Drainage Fund	-	-	-	100,000	100,000	100,000
3910.628	Transfers In From Gen Plan Fee	201,178	800,000	800,000	800,000	800,000	800,000
3910.650	Transfers In From Successor Agency to RDA NH	16,200	16,200	16,200	16,200	16,200	16,200
3910.700	Transfers In From PG&E Settlement Fund	5,581,881	11,134,927	11,134,927	11,957,637	11,957,637	11,957,637
Transfers in Total		7,452,812	13,243,617	13,243,617	14,446,932	14,446,932	14,446,932

TOTAL RESOURCES		16,247,741	20,252,202	20,294,699	23,322,044	23,322,044	23,322,044
------------------------	--	-------------------	-------------------	-------------------	-------------------	-------------------	-------------------

TOWN OF PARADISE
Fiscal Year 2023/24 Budget

Account Number	Description	2022 Actual Amount	2023 Amended Budget	2023 Estimated Amount	2024 Department Requested	2024 Manager Recommend	2024 Town Council Adopted
Fund: 1010 - General Fund							
EXPENSES							
Department: 00 - Non Department Activity							
Program: 0000 - Non Program Activity							
5213.100	Professional/Contract Services General	124,824	100,000	200,000	150,000	150,000	150,000
5225	Bank Fees and Charges	4,638	3,500	3,500	3,500	3,500	3,500
5260	Miscellaneous	1,214	-	117	-	-	-
5501	Debt Service Payment - Principal	484,425	469,658	469,658	459,239	459,239	459,239
5502	Debt Service Payment - Interest	640,575	685,342	685,342	735,762	735,762	735,762
5910.010	Transfers Out To General Fund	-	-	-	160,761	160,761	160,761
5910.090	Transfers Out To Camp Fire 2018 Recovery	-	373,273	373,273	25,802	25,802	25,802
5910.105	Transfers Out To Disaster Recovery Projects Fund	68,812	60,000	60,000	-	-	-
5910.650	Transfers Out To TOP as Successor RDA	-	40,500	40,500	40,500	40,500	40,500
5910.923	Transfers Out To TOP Housing Loan Fund	-	2,500	2,500	2,500	2,500	2,500
EXPENSE GRAND Totals:		1,324,489	1,734,773	1,834,890	1,578,064	1,578,064	1,578,064

Town of Paradise

Budget Transactions Report

Budget Year of 2023/24

G/L Account	Transaction	Number of Units	Cost per Unit	Total Amount	
EXPENSES					
Fund	1010 - General Fund				
Department	00 - Non Department Activity				
Program	0000 - Non Program Activity				
Account	5213.100 - Professional/Contract Services General				
1010.00.0000.5213.100	Legal Fees associated with abatement process	1.0000	150,000.00	150,000.00	
	Account	5213.100 - Professional/Contract Services General Totals	Transactions	1	<u>\$150,000.00</u>
Account	5225 - Bank Fees and Charges				
1010.00.0000.5225	Bank Fees	1.0000	3,500.00	3,500.00	
	Account	5225 - Bank Fees and Charges Totals	Transactions	1	<u>\$3,500.00</u>
Account	5501 - Debt Service Payment - Principal				
1010.00.0000.5501	Pension Obligation Bond - Principal	1.0000	459,239.00	459,239.00	
	Account	5501 - Debt Service Payment - Principal Totals	Transactions	1	<u>\$459,239.00</u>
Account	5502 - Debt Service Payment - Interest				
1010.00.0000.5502	Pension Obligation Bond - Interest	1.0000	735,761.50	735,761.50	
	Account	5502 - Debt Service Payment - Interest Totals	Transactions	1	<u>\$735,761.50</u>
Account	5910.010 - Transfers Out To General Fund				
1010.00.0000.5910.010	Salaries/Benefits Portion of Disaster Recovery Projects	1.0000	60,761.00	60,761.00	
1010.00.0000.5910.010	TOT Funds to REDD for SP.TOT Community Investment	1.0000	100,000.00	100,000.00	
	Account	5910.010 - Transfers Out To General Fund Totals	Transactions	2	<u>\$160,761.00</u>
Account	5910.090 - Transfers Out To Camp Fire 2018 Recovery				
1010.00.0000.5910.090	8404 Camp Fire Hydrant Repairs	1.0000	25,802.00	25,802.00	
	Account	5910.090 - Transfers Out To Camp Fire 2018 Recovery Totals	Transactions	1	<u>\$25,802.00</u>
Account	5910.650 - Transfers Out To Successor Agency RDA NH				
1010.00.0000.5910.650	General Fund Loan for Successor Agency Admin Costs	1.0000	40,500.00	40,500.00	
	Account	5910.650 - Transfers Out To Successor Agency RDA NH Totals	Transactions	1	<u>\$40,500.00</u>
Account	5910.923 - Transfers Out To TOP Housing Loan Fund				
1010.00.0000.5910.923	20% of RDA Loan Repayment	1.0000	2,500.00	2,500.00	
	Account	5910.923 - Transfers Out To TOP Housing Loan Fund Totals	Transactions	1	<u>\$2,500.00</u>

TOWN OF PARADISE
General Fund Expenditure Summary by Division
Fiscal Year 2023/24 Budget

Description	2022	2023	2023	2024 Department Requested	2024	2024
	Actual Amount	Amended Budget	Estimated Amount		Manager Recommend	Town Council Adopted
Non Department Activity	1,324,489	1,734,773	1,834,890	1,578,064	1,578,064	1,578,064
Town Council	31,723	39,100	36,118	46,878	46,878	46,878
Town Clerk	256,245	334,531	299,573	360,388	360,388	360,388
Town Manager	293,256	370,179	333,328	378,003	378,003	378,003
Central Services	592,645	673,838	639,218	781,133	781,133	781,133
Information Technology	-	-	-	380,942	380,942	380,942
HR & Risk Management	209,800	226,733	216,408	253,550	253,550	253,550
Recovery & Economic Development	-	-	-	2,635,255	2,635,255	2,635,255
Legal Services	247,743	203,110	166,854	203,110	203,110	203,110
Finance	274,173	322,320	231,053	635,539	635,539	635,539
Finance - Rental	792	792	815	792	792	792
Police - Administration	1,129,389	1,224,040	1,227,050	1,295,365	1,295,365	1,295,365
Police - Operations	3,604,034	4,023,282	3,949,605	3,929,097	3,929,097	3,929,097
Public Safety Communications	658,043	886,876	646,899	1,112,848	1,112,848	1,112,848
Fleet Management	335,182	381,626	381,519	396,793	396,793	396,793
Emergency Operations Center	10,500	19,122	10,561	17,122	17,122	17,122
Fire - Administration	254,229	331,488	344,595	331,150	331,150	331,150
Fire - Prevention	13,175	-	-	-	-	-
Fire - Suppression	4,231,550	5,506,111	5,242,272	4,885,818	4,885,818	4,885,818
Fire - Volunteer Program	1,170	2,232	436	2,232	2,232	2,232
Planning	574,909	1,462,192	541,527	1,580,718	1,580,718	1,580,718
Waste Management	8,177	7,521	-	14,521	14,521	14,521
Engineering	588,249	875,724	690,489	810,521	810,521	810,521
Community Park	66,458	65,885	64,400	119,010	119,010	119,010
Facilities	224,713	514,315	423,689	273,195	273,195	273,195
Sub Total	14,930,643	19,205,790	17,281,299	22,022,044	22,022,044	22,022,044
Measure "C" / "V"	1,163,617	1,663,011	1,795,646	1,300,000	1,300,000	1,300,000
Grand Total	16,094,260	20,868,801	19,076,945	23,322,044	23,322,044	23,322,044

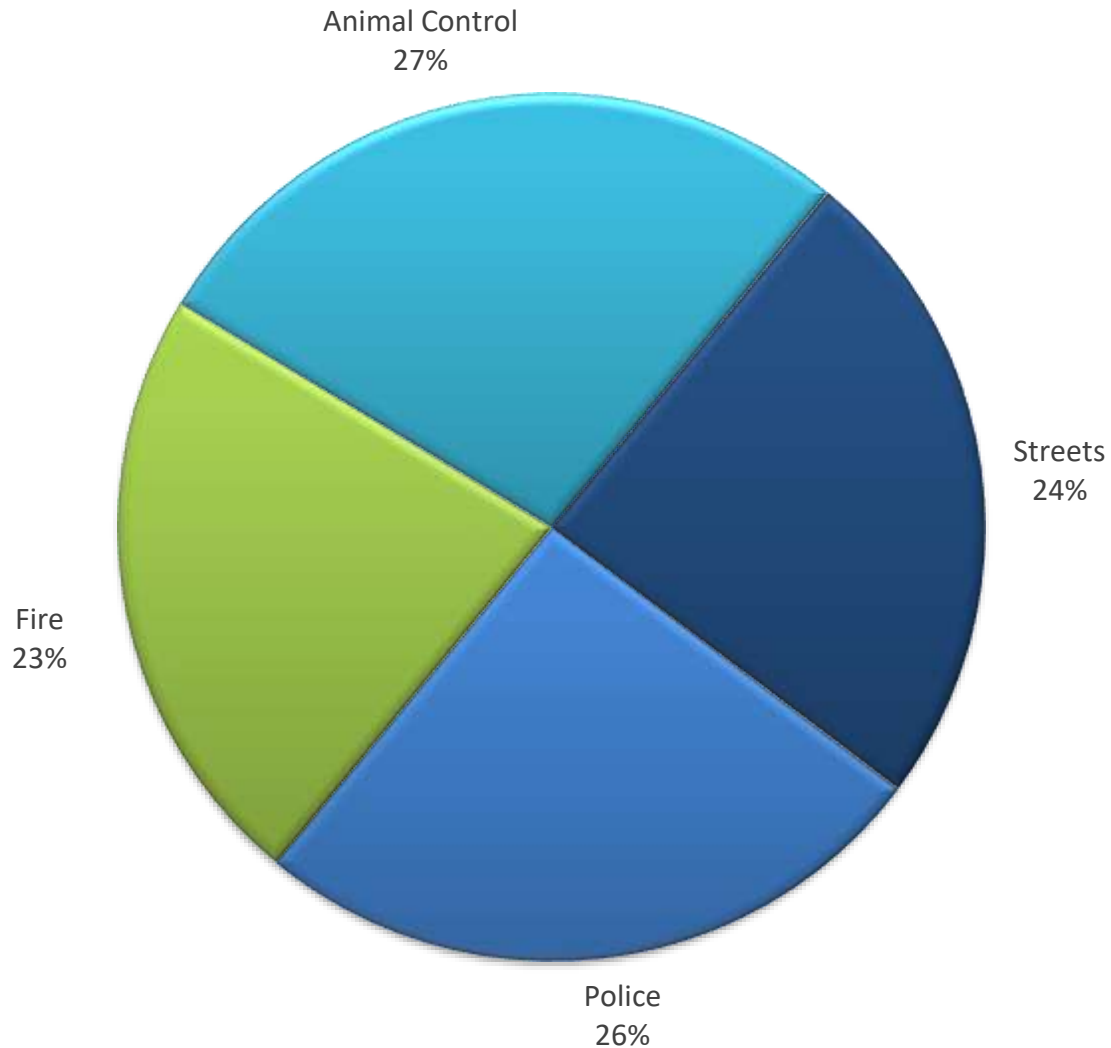
FY 2023/2024

Ballot Measure V
0.50% Transaction and Use Tax – Ten Year Term

April 1, 2021 through March 31, 2031

Measure V Financial Uses by Function

2023/24 Budget



TOWN OF PARADISE
Fiscal Year 2023/24 Budget

Account Number	Description	2022 Actual Amount	2023 Amended Budget	2023 Estimated Amount	2024 Department Requested	2024 Manager Recommend	2024 Town Council Adopted
Fund: 1010 - General Fund							
Department: 25 - Finance							
Program: 4420 - Measure C/V TUT							
Expenditures							
	5100 Personnel Services	33,488	40,000	27,611	40,000	40,000	40,000
	5200 Supplies and Services	288,204	315,500	310,323	314,000	314,000	314,000
	5300 Capital Outlay	299,530	871,017	1,092,128	591,000	591,000	591,000
	5500 Debt Service	15,194	-	(1,911)	-	-	-
Total Expenditures		636,416	1,226,517	1,428,152	945,000	945,000	945,000
Revenues							
	Service Fees						
	Fines and Forfeitures						
	Other	1,299,723	1,200,000	1,242,497	1,300,000	1,300,000	1,300,000
Total Revenues		1,299,723	1,200,000	1,242,497	1,300,000	1,300,000	1,300,000
Net Income		663,307	(26,517)	(185,655)	355,000	355,000	355,000
Transfers In							
Transfers (Out)		(527,201)	(436,494)	(367,494)	(355,000)	(355,000)	(355,000)
Ending Cash Balance		1,921,249	1,458,238	1,368,100	1,368,100	1,368,100	1,368,100
Encumbrances		(7,920)	(275,080)	(4,320)	(275,902)	(275,902)	(275,902)
Ending Unassigned Fund Balance		1,913,329	1,183,158	1,363,780	1,092,198	1,092,198	1,092,198

TOWN OF PARADISE
Fiscal Year 2023/24 Budget

Account Number	Description	2022 Actual Amount	2023 Amended Budget	2023 Estimated Amount	2024 Department Requested	2024 Manager Recommend	2024 Town Council Adopted
Fund: 1010 - General Fund							
REVENUES							
Department: 25 - Finance							
Program: 4420 - Measure C/V TUT							
3130.326	General Sales and Use Tax Transactions and Use Tax (TUT)	1,299,723	1,200,000	1,242,497	1,300,000	1,300,000	1,300,000
REVENUES Total		1,299,723	1,200,000	1,242,497	1,300,000	1,300,000	1,300,000
EXPENSES							
Department: 25 - Finance							
Program: 4420 - Measure C/V TUT							
Cost Center Activity: 300 - Police Administration							
5910.010	Transfers Out To General Fund	3,069	-	-	-	-	-
Cost Center Activity Total: 300 - Police Administration		3,069	-	-	-	-	-
Cost Center Activity: 301 - Police Operations							
5101	Salaries - Permanent	-	-	-	-	-	-
5102	Salaries - Temporary	24,124	40,000	22,064	40,000	40,000	40,000
5105	Salaries - Overtime/FLSA	5,733	-	3,434	-	-	-
5111	Medicare	432	-	370	-	-	-
5112.101	Retirement Contribution PERS	76	-	-	-	-	-
5112.102	Retirement Contribution Social Security	1,785	-	1,581	-	-	-
5113	Worker's Compensation	1,328	-	-	-	-	-
5115	Unemployment Compensation	-	-	163	-	-	-
5116.101	Life and Disability Insurance Life & Disab.	9	-	-	-	-	-
5116.102	Life and Disability Insurance Long Term/Short Term Disability	-	-	-	-	-	-
5202.100	Operating Supplies General	6,846	5,500	8,696	6,000	6,000	6,000
5213.100	Professional/Contract Services General	1,846	20,000	8,826	18,000	18,000	18,000
5220.100	Employee Development General	29,513	40,000	42,802	40,000	40,000	40,000
5303	Improvements	6,404	8,017	4,693	-	-	-
5304	Furniture & Equipment	249,872	-	70,565	-	-	-
5305	Vehicles	-	271,000	593,473	230,000	230,000	230,000
5501	Debt Service Payment - Principal	15,194	-	(1,911)	-	-	-
Cost Center Activity Total: 301 - Police Operations		343,162	384,517	754,755	334,000	334,000	334,000
Cost Center Activity: 303 - Animal Control							
5910.070	Transfers Out To Animal Control Fund	288,954	367,494	367,494	355,000	355,000	355,000
Cost Center Activity Total: 303 - Animal Control		288,954	367,494	367,494	355,000	355,000	355,000

**TOWN OF PARADISE
Fiscal Year 2023/24 Budget**

Account Number	Description	2022 Actual Amount	2023 Amended Budget	2023 Estimated Amount	2024 Department Requested	2024 Manager Recommend	2024 Town Council Adopted
Cost Center Activity: 325 - Fire Administration							
5303	Improvements	-	50,000	109,397	45,000	45,000	45,000
Cost Center Activity Total: 325 - Fire Administration		-	50,000	109,397	45,000	45,000	45,000
Cost Center Activity: 326 - Fire Suppression							
5213.100	Professional/Contract Services General	250,000	250,000	250,000	250,000	250,000	250,000
5304	Furniture & Equipment	43,254	-	-	-	-	-
5305	Vehicles	-	400,000	314,000	-	-	-
5501	Debt Service Payment - Principal	-	-	-	-	-	-
Cost Center Activity Total: 326 - Fire Suppression		293,254	650,000	564,000	250,000	250,000	250,000
Cost Center Activity: 345 - Public Works Fleet							
5303	Improvements	-	-	-	60,000	60,000	60,000
5304	Furniture & Equipment	-	-	-	193,000	193,000	193,000
5305	Vehicles	-	-	-	63,000	63,000	63,000
Cost Center Activity Total: 345 - Public Works Fleet		-	-	-	316,000	316,000	316,000
Cost Center Activity: 350 - Public Works Streets							
5305	Vehicles	-	142,000	-	-	-	-
5910.100	Transfers Out To Capital Projects	-	69,000	-	-	-	-
5910.120	Transfers Out To State Gas Tax Fund	235,177	-	-	-	-	-
Cost Center Activity Total: 350 - Public Works Streets		235,177	211,000	-	-	-	-
EXPENSES Total		1,163,617	1,663,011	1,795,646	1,300,000	1,300,000	1,300,000
Measure C/V Net Change		136,106	(463,011)	(553,149)	-	-	-
ENDING CASH BALANCE		1,921,249	1,458,238	1,368,100	1,368,100	1,368,100	1,368,100

**TOWN OF PARADISE
Fiscal Year 2023/24 Budget**

Account Number	Description	2022 Actual Amount	2023 Amended Budget	2023 Estimated Amount	2024 Department Requested	2024 Manager Recommend	2024 Town Council Adopted
<i>Open Encumbrances</i>							
	Police Radio Infrastructure Project Management (approved in FY 21-22)	7,920	64,080	4,320	59,760	59,760	59,760
	Annual Payment Vehicle Camera System for 2022 Chevrolet Tahoes	-	-	-	5,142	5,142	5,142
	Purchase of new Street Sweeper (approved in FY22-23)	-	69,000	-	69,000	69,000	69,000
	Purchase of new Bucket Truck (approved in FY22-23)		142,000	-	142,000	142,000	142,000
	<i>OPEN ENCUMBRANCES Total</i>	7,920	275,080	4,320	275,902	275,902	275,902
	ENDING UNASSIGNED FUND BALANCE	1,913,329	1,183,158	1,363,780	1,092,198	1,092,198	1,092,198

Town of Paradise

Budget Transactions Report
Budget Year of 2023/24

G/L Account	Transaction	Number of Units	Cost per Unit	Total Amount
EXPENSES				
Fund	1010 - General Fund			
Department	25 - Finance			
Program	4420 - Measure C/V TUT			
Cost Center Activity	301 - Police Operations			
Account	5102 - Salaries - Temporary			
1010.25.4420.301.5102	Police cadet sponsorship or new hire incentive	1.0000	40,000.00	40,000.00
	Account 5102 - Salaries - Temporary Totals	Transactions	1	\$40,000.00
Account	5202.100 - Operating Supplies General			
1010.25.4420.301.5202.100	Gloves	1.0000	1,500.00	1,500.00
1010.25.4420.301.5202.100	Patrol Ammunitions (New Hires)	1.0000	4,500.00	4,500.00
	Account 5202.100 - Operating Supplies General Totals	Transactions	2	\$6,000.00
Account	5213.100 - Professional/Contract Services General			
1010.25.4420.301.5213.100	K9 Monthly Training Program	1.0000	14,400.00	14,400.00
1010.25.4420.301.5213.100	K9 Program Food	1.0000	1,920.00	1,920.00
1010.25.4420.301.5213.100	K9 Program Veterinary Care	1.0000	1,480.00	1,480.00
1010.25.4420.301.5213.100	K9 Training Legal Update Class	1.0000	200.00	200.00
	Account 5213.100 - Professional/Contract Services General Totals	Transactions	4	\$18,000.00
Account	5220.100 - Employee Development General			
1010.25.4420.301.5220.100	Mandatory and Essential POST Training	1.0000	40,000.00	40,000.00
	Account 5220.100 - Employee Development General Totals	Transactions	1	\$40,000.00
Account	5305 - Vehicles			
1010.25.4420.301.5305	Two Chevrolet Tahoes and related equipment, and one VIPS vehicle	1.0000	230,000.00	230,000.00
	Account 5305 - Vehicles Totals	Transactions	1	\$230,000.00
	Cost Center Activity 301 - Police Operations Totals	Transactions	9	\$334,000.00

Town of Paradise

Budget Transactions Report
Budget Year of 2023/24

G/L Account	Transaction	Number of Units	Cost per Unit	Total Amount
Cost Center Activity 303 - Animal Control				
Account 5910.070 - Transfers Out To Animal Control Fund				
1010.25.4420.303.5910.070	Fund Animal Control and Shelter Operations - Operating Costs	1.0000	55,000.00	55,000.00
1010.25.4420.303.5910.070	Fund Animal Control and Shelter Operations - Personnel Costs	1.0000	100,000.00	100,000.00
1010.25.4420.303.5910.070	SP.AC Shelter Expansion FY24	1.0000	200,000.00	200,000.00
Account 5910.070 - Transfers Out To Animal Control Fund Totals		Transactions	3	<u>\$355,000.00</u>
Cost Center Activity 303 - Animal Control Totals		Transactions	3	<u>\$355,000.00</u>
Cost Center Activity 325 - Fire Administration				
Account 5303 - Improvements				
1010.25.4420.325.5303	Fire Station 82 Roof Replacement	1.0000	45,000.00	45,000.00
Account 5303 - Improvements Totals		Transactions	1	<u>\$45,000.00</u>
Cost Center Activity 325 - Fire Administration Totals		Transactions	1	<u>\$45,000.00</u>
Cost Center Activity 326 - Fire Suppression				
Account 5213.100 - Professional/Contract Services General				
1010.25.4420.326.5213.100	CAL FIRE Personnel Services	1.0000	250,000.00	250,000.00
Account 5213.100 - Professional/Contract Services General Totals		Transactions	1	<u>\$250,000.00</u>
Cost Center Activity 326 - Fire Suppression Totals		Transactions	1	<u>\$250,000.00</u>
Cost Center Activity 345 - Public Works Fleet				
Account 5303 - Improvements				
1010.25.4420.345.5303	Fleet Modernization - Orig. Shop Roof Repairs, Lighting, Cooling	1.0000	60,000.00	60,000.00
Account 5303 - Improvements Totals		Transactions	1	<u>\$60,000.00</u>

Town of Paradise

Budget Transactions Report
Budget Year of 2023/24

G/L Account	Transaction	Number of Units	Cost per Unit	Total Amount
Account 5304 - Furniture & Equipment				
1010.25.4420.345.5304	Fleet Modernization - Engine Exhaust Evacuation System	1.0000	93,000.00	93,000.00
1010.25.4420.345.5304	Fleet Modernization - Heavy Equipment Lift System	1.0000	80,000.00	80,000.00
1010.25.4420.345.5304	Fleet Modernization - Tire Changing Equipment	1.0000	20,000.00	20,000.00
Account 5304 - Furniture & Equipment Totals		Transactions	3	<u>\$193,000.00</u>
Account 5305 - Vehicles				
1010.25.4420.345.5305	Fleet Modernization - Mechanic Utility Truck	1.0000	63,000.00	63,000.00
Account 5305 - Vehicles Totals		Transactions	1	<u>\$63,000.00</u>
Cost Center Activity 345 - Public Works Fleet Totals		Transactions	5	<u>\$316,000.00</u>




Measure V Citizen Oversight Committee

FY 2023-24 Transaction and Use Tax Budget

In compliance with Ordinance No. 569, the Committee hereby agrees with the following recommendations regarding how the proceeds from Measure V shall be used to provide for local public services as proposed by the Town Departments and in alignment with Town Council priorities:

		Totals
Animal Control		
Support to maintain shelter operations (staffing related expenses)	100,000	
Support to maintain shelter operations (non-salary expenses)	55,000	
Animal Shelter Expansion (Total Cost = \$500,000)	100,000	
Animal Shelter Construction Contingency and Fencing	<u>100,000</u>	355,000
Fire Department		
Maintain current staffing levels for CAL FIRE contract	250,000	
Fire Station 82 Roof Replacement	<u>45,000</u>	295,000
Police Department		
Purchase of two 2022 Chevrolet Tahoe 4x4 and related equipment, and one VIPS vehicle	230,000	
Mandatory and essential POST training	40,000	
Police cadet sponsorship or new hire incentive	40,000	
K-9 program training, food and veterinary costs	18,000	
Operational supplies support	<u>6,000</u>	334,000
Public Works		
Fleet Modernization		
Original Shop Roof Repairs, Lighting, & Cooling		
Engine Exhaust Evacuation System		
Heavy Equipment Lift System		
Mechanic Utility Truck		
Tire Changing Equipment	<u>316,000</u>	<u>316,000</u>
Grand Total		<u><u>\$1,300,000</u></u>

Approved By: 
 Chris Buzzard, Chairperson
 April 25, 2023



Measure V Citizen Oversight Committee

FY 2023-24 Transaction and Use Tax Budget

Measure V Fund Summary	
FY 2023-24 Projection	
Beginning Fund Balance 7/1/2023	\$ 773,064
Projected Revenues (7/1/23 - 6/30/24)	1,300,000
Budgeted Expenditures (7/1/23 - 6/30/24)	(1,300,000)
Ending Fund Balance 6/30/24	<u>773,064</u>

FY 2023/2024

Town Council

TOWN OF PARADISE
Fiscal Year 2023/24 Budget

Account Number	Description	2022 Actual Amount	2023 Amended Budget	2023 Estimated Amount	2024 Department Requested	2024 Manager Recommend	2024 Town Council Adopted
Fund: 1010 - General Fund							
Department: 10 - Legislative							
Program: 4000 - Town Council							
Expenditures							
	5100 Personnel Services	25,415	25,350	23,312	25,253	25,253	25,253
	5200 Supplies and Services	6,206	13,750	13,106	20,625	20,625	20,625
	5300 Capital Outlay	102	-	-	1,000	1,000	1,000
	5500 Debt Service	-	-	-	-	-	-
Total Expenditures		31,723	39,100	36,418	46,878	46,878	46,878
Revenues							
	Service Fees						
	Fines and Forfeitures						
	Other						
Total Revenues		-	-	-	-	-	-
Net General Fund Support		31,723	39,100	36,418	46,878	46,878	46,878
Fiscal Year 2023-2024 Personnel Allocation							
	Position/Title					Allocated Wages & Benefits	
		Weekly Hours	Percent Allocated	Part Time			
	Mayor and Council Members		100%	5		25,350	

TOWN OF PARADISE
Fiscal Year 2023/24 Budget

Account Number	Description	2022 Actual Amount	2023 Amended Budget	2023 Estimated Amount	2024 Department Requested	2024 Manager Recommend	2024 Town Council Adopted
Fund: 1010 - General Fund							
EXPENSES							
Department: 10 - Legislative							
Program: 4000 - Town Council							
5101	Salaries - Permanent	18,000	18,000	16,500	18,000	18,000	18,000
5107	Car Allowance/Mileage	5,501	5,400	5,065	5,400	5,400	5,400
5111	Medicare	339	339	311	339	339	339
5112.102	GASB 68 - Pension Expense Social Security	1,451	1,451	1,330	1,451	1,451	1,451
5113	Worker's Compensation	124	160	106	63	63	63
5115	Unemployment Compensation	(4,913)	-	-	-	-	-
5202.100	Operating Supplies General	229	50	170	50	50	50
5213.100	Professional/Contract Services General	570	475	-	475	475	475
5219.100	Printing General	54	100	43	100	100	100
5220.100	Employee Development General	10,267	13,125	12,893	20,000	20,000	20,000
5223.105	Meals and Refreshments Emergencies and Meetings	102	-	-	1,000	1,000	1,000
5224	Travel Expenses - Lodging, Airfare, Incidentals	-	-	(300)	-	-	-
EXPENSE GRAND Totals:		31,723	39,100	36,118	46,878	46,878	46,878

Town of Paradise

Budget Transactions Report
Budget Year of 2023/24

G/L Account	Transaction	Number of Units	Cost per Unit	Total Amount
EXPENSES				
Fund	1010 - General Fund			
Department	10 - Legislative			
Program	4000 - Town Council			
Account	5202.100 - Operating Supplies General			
1010.10.4000.5202.100	Supplies - Mayor Stamp, Etc.	1.0000	50.00	50.00
	Account	5202.100 - Operating Supplies General Totals		
		Transactions	1	<u>\$50.00</u>
Account	5213.100 - Professional/Contract Services General			
1010.10.4000.5213.100	Community Meetings - Paradise Alliance Church	5.0000	95.00	475.00
	Account	5213.100 - Professional/Contract Services General Totals		
		Transactions	1	<u>\$475.00</u>
Account	5219.100 - Printing General			
1010.10.4000.5219.100	Printing - Business Cards	2.0000	50.00	100.00
	Account	5219.100 - Printing General Totals		
		Transactions	1	<u>\$100.00</u>
Account	5220.100 - Employee Development General			
1010.10.4000.5220.100	Five Annual Conference Registrations & Travel	5.0000	1,525.00	7,625.00
1010.10.4000.5220.100	League of California Cities Membership	1.0000	4,000.00	4,000.00
	Account	5220.100 - Employee Development General Totals		
		Transactions	2	<u>\$11,625.00</u>

FY 2023/2024
Town Manager

**TOWN OF PARADISE
Fiscal Year 2023/24 Budget**

Account Number	Description	2022 Actual Amount	2023 Amended Budget	2023 Estimated Amount	2024 Department Requested	2024 Manager Recommend	2024 Town Council Adopted
Fund: 1010 - General Fund							
Department: 20 - Administrative Services							
Program: 4200 - Town Manager							
Expenditures							
	5100 Personnel Services	274,911	289,292	248,568	295,616	295,616	295,616
	5200 Supplies and Services	13,903	80,387	83,457	80,387	80,387	80,387
	5300 Capital Outlay	4,441	500	1,303	2,000	2,000	2,000
	5500 Debt Service	-	-	-	-	-	-
Total Expenditures		293,256	370,179	333,328	378,003	378,003	378,003
Revenues							
	Service Fees						
	Fines and Forfeitures						
	Other						
Total Revenues		-	-	-	-	-	-
Net General Fund Support		293,256	370,179	333,328	378,003	378,003	378,003

Fiscal Year 2023-2024 Personnel Allocation

Position/Title	Weekly Hours	Percent Allocated	Full Time Equiv	Allocated Wages & Benefits
Town Manager	40	85%	0.85	229,002
Administrative Assistant	36	50%	0.45	32,941
	Total		1.3	261,943
Allocation to Other Programs				
Town Manager	BSWW 5%; BHS 5%; Gas Tax 5%			
Administrative Assistant	HR 50%			

**TOWN OF PARADISE
Fiscal Year 2023/24 Budget**

Account Number	Description	2022	2023	2023	2024	2024	2024
		Actual Amount	Amended Budget	Estimated Amount	Department Requested	Manager Recommend	Town Council Adopted
Fund: 1010 - General Fund							
EXPENSES							
Department: 20 - Administrative Services							
Program: 4200 - Town Manager							
5101	Salaries - Permanent	175,918	184,673	148,729	194,398	194,398	194,398
5105	Salaries - Overtime/FLSA	-	-	-	-	-	-
5106.100	Incentives & Admin Leave Administrative Leave	9,042	9,403	7,420	9,781	9,781	9,781
5107	Car Allowance/Mileage	2,029	2,040	1,064	2,040	2,040	2,040
5111	Medicare	2,663	2,406	2,423	2,535	2,535	2,535
5112.101	Retirement Contribution PERS	32,304	33,867	29,535	32,633	32,633	32,633
5113	Worker's Compensation	1,211	960	636	680	680	680
5114.101	Health Insurance Medical	13,519	18,320	14,572	18,538	18,538	18,538
5114.102	Health Insurance Dental	1,848	-	1,409	-	-	-
5114.103	Health Insurance Vision	153	-	115	-	-	-
5115	Unemployment Compensation	-	-	1,109	-	-	-
5116.101	Life and Disability Insurance Life & Disab.	459	1,305	391	1,338	1,338	1,338
5116.102	Life and Disability Insurance Long Term/Short Term Disability	1,819	-	1,545	-	-	-
5119.100	Retiree Costs Medical Insurance	33,946	36,318	26,757	33,673	33,673	33,673
5122	Accrual Bank Payoff	-	-	12,863	-	-	-
5201.100	Office Supplies General	14	500	57	500	500	500
5202.100	Operating Supplies General	990	1,000	764	1,000	1,000	1,000
5203.100	Repairs and Maint Supplies General	-	-	21	-	-	-
5210.100	Postage General	71	80	23	80	80	80
5213.100	Professional/Contract Services General	5,600	65,500	65,705	65,500	65,500	65,500
5216.100	Communications General Services	760	607	451	607	607	607
5218.100	Advertising General	25	-	2,094	-	-	-
5219.100	Printing General	102	200	81	200	200	200
5220.100	Employee Development General	7,774	5,000	5,453	5,000	5,000	5,000
5223.105	Meals and Refreshments Emergencies and Meetings	1,132	2,000	1,415	2,000	2,000	2,000
5224	Travel Expenses - Lodging, Airfare, Incidentals	-	5,500	7,393	5,500	5,500	5,500
5260	Miscellaneous	(2,565)	-	-	-	-	-
5304	Furniture & Equipment	4,441	500	1,303	2,000	2,000	2,000
EXPENSE GRAND Totals:		293,256	370,179	333,328	378,003	378,003	378,003

Town of Paradise

Budget Transactions Report
Budget Year of 2023/24

G/L Account	Transaction	Number of Units	Cost per Unit	Total Amount
EXPENSES				
Fund	1010 - General Fund			
Department	20 - Administrative Services			
Program	4200 - Town Manager			
Account	5202.100 - Operating Supplies General			
1010.20.4200.5202.100	Various Operating Supplies	1.0000	1,000.00	1,000.00
		Transactions	1	<u>1,000.00</u>
	Account	5202.100 - Operating Supplies General Totals		
Account	5210.100 - Postage General			
1010.20.4200.5210.100	Postage	1.0000	80.00	80.00
		Transactions	1	<u>80.00</u>
	Account	5210.100 - Postage General Totals		
Account	5213.100 - Professional/Contract Services General			
1010.20.4200.5213.100	3 Core Annual Membership Renewal	1.0000	5,500.00	5,500.00
1010.20.4200.5213.100	The Ferguson Group Annual Consulting	1.0000	60,000.00	60,000.00
		Transactions	2	<u>\$65,500.00</u>
	Account	5213.100 - Professional/Contract Services General Totals		
Account	5216.100 - Communications General Services			
1010.20.4200.5216.100	Cell Phone for Assistant to Town Manager	1.0000	607.00	607.00
		Transactions	1	<u>\$607.00</u>
	Account	5216.100 - Communications General Services Totals		
Account	5219.100 - Printing General			
1010.20.4200.5219.100	Business Cards	1.0000	75.00	75.00
1010.20.4200.5219.100	Other Printing	1.0000	125.00	125.00
		Transactions	2	<u>\$200.00</u>
	Account	5219.100 - Printing General Totals		
Account	5220.100 - Employee Development General			
1010.20.4200.5220.100	EE Professional Conferences / Dvlpmt. Opportunities	1.0000	5,000.00	5,000.00
		Transactions	1	<u>\$5,000.00</u>
	Account	5220.100 - Employee Development General Totals		
Account	5304 - Furniture & Equipment			
1010.20.4200.5304	IT Equipment Replacement (Dept. Specific)	2.0000	2,250.00	4,500.00
		Transactions	1	<u>\$4,500.00</u>
	Account	5304 - Furniture & Equipment Totals		

FY 2023/2024

Town Clerk

TOWN OF PARADISE
Fiscal Year 2023/24 Budget

Account Number	Description	2022 Actual Amount	2023 Amended Budget	2023 Estimated Amount	2024 Department Requested	2024 Manager Recommend	2024 Town Council Adopted
Fund: 1010 - General Fund							
Department: 15 - Town Clerk							
Program: 4100 - Town Clerk							
Expenditures							
	5100 Personnel Services	221,071	256,760	239,068	272,952	272,952	272,952
	5200 Supplies and Services	35,174	77,771	58,176	86,936	86,936	86,936
	5300 Capital Outlay	-	-	2,329	500	500	500
	5500 Debt Service	-	-	-	-	-	-
Total Expenditures		256,245	334,531	299,573	360,388	360,388	360,388
Revenues							
	Service Fees						
	Fines and Forfeitures						
	Other						
Total Revenues		-	-	-	-	-	-
Net General Fund Support		256,245	334,531	299,573	360,388	360,388	360,388

Fiscal Year 2023-2024 Personnel Allocation

Position/Title	Weekly Hours	Percent Allocated	Full Time Equiv	Allocated Wages & Benefits
Town Clerk	40	100%	1.00	187,157
Deputy Town Clerk	40	100%	1.00	85,795
Total			2.00	272,952

TOWN OF PARADISE
Fiscal Year 2023/24 Budget

Account Number	Description	2022 Actual Amount	2023 Amended Budget	2023 Estimated Amount	2024 Department Requested	2024 Manager Recommend	2024 Town Council Adopted
Fund: 1010 - General Fund							
EXPENSES							
Department: 15 - Town Clerk							
Program: 4100 - Town Clerk							
5101	Salaries - Permanent	155,022	179,809	169,853	197,345	197,345	197,345
5105	Salaries - Overtime/FLSA	304	360	144	1,148	1,148	1,148
5106.100	Incentives & Admin Leave Administrative Leave	4,529	6,870	-	7,559	7,559	7,559
5107	Car Allowance/Mileage	-	2,400	2,313	2,400	2,400	2,400
5111	Medicare	2,207	2,742	2,489	3,006	3,006	3,006
5112.101	Retirement Contribution PERS	33,961	37,301	38,130	38,907	38,907	38,907
5113	Worker's Compensation	1,124	935	675	691	691	691
5114.101	Health Insurance Medical	15,636	19,662	17,667	19,832	19,832	19,832
5114.102	Health Insurance Dental	1,857	-	1,544	-	-	-
5114.103	Health Insurance Vision	128	-	131	-	-	-
5115	Unemployment Compensation	-	-	1,140	-	-	-
5116.101	Life and Disability Insurance Life & Disab.	499	2,006	627	2,064	2,064	2,064
5116.102	Life and Disability Insurance Long Term/Short Term Disability	1,211	-	1,350	-	-	-
5119.100	Retiree Costs Medical Insurance	4,591	4,675	3,006	-	-	-
5122	Accrual Bank Payoff	-	-	-	-	-	-
5201.100	Office Supplies General	247	1,950	2,145	1,950	1,950	1,950
5202.100	Operating Supplies General	1,225	235	-	325	325	325
5203.100	Repairs and Maint Supplies General	-	-	-	-	-	-
5204	Subscriptions and Code Books	307	350	78	125	125	125
5210.100	Postage General	105	150	120	200	200	200
5213.100	Professional/Contract Services General	13,004	30,341	16,993	56,336	56,336	56,336
5214.100	Repair and Maint Service General	11,349	11,415	15,536	12,300	12,300	12,300
5215.106	Rents and Leases Copiers	708	900	848	900	900	900
5218.100	Advertising General	3,024	6,500	1,972	5,000	5,000	5,000
5219.100	Printing General	48	50	41	100	100	100
5220.100	Employee Development General	5,157	7,200	7,565	9,700	9,700	9,700
5221	Election-County Services	-	18,680	12,877	-	-	-
5304	Furniture & Equipment	-	-	2,329	500	500	500
EXPENSE GRAND Totals:		256,245	334,531	299,573	360,388	360,388	360,388

Town of Paradise

Budget Transactions Report
Budget Year of 2023/24

G/L Account	Transaction	Number of Units	Cost per Unit	Total Amount
EXPENSES				
Fund	1010 - General Fund			
Department	15 - Town Clerk			
Program	4100 - Town Clerk			
Account	5201.100 - Office Supplies General			
1010.15.4100.5201.100	Employee Recognitions, Notebooks, Name Plates, Labels, Misc.	1.0000	1,950.00	1,950.00
	Account 5201.100 - Office Supplies General Totals	Transactions	1	<u>\$1,950.00</u>
Account	5202.100 - Operating Supplies General			
1010.15.4100.5202.100	MCA Direct Election Supplies	1.0000	150.00	150.00
1010.15.4100.5202.100	Supplies for Clerk's Bizhub	1.0000	175.00	175.00
	Account 5202.100 - Operating Supplies General Totals	Transactions	2	<u>\$325.00</u>
Account	5204 - Subscriptions and Code Books			
1010.15.4100.5204	DFM - Election Code Book	1.0000	75.00	75.00
1010.15.4100.5204	Local Newspaper	1.0000	50.00	50.00
	Account 5204 - Subscriptions and Code Books Totals	Transactions	2	<u>\$125.00</u>
Account	5210.100 - Postage General			
1010.15.4100.5210.100	Postage	1.0000	200.00	200.00
	Account 5210.100 - Postage General Totals	Transactions	1	<u>\$200.00</u>
Account	5213.100 - Professional/Contract Services General			
1010.15.4100.5213.100	CivicPlus - Agenda Management Software	1.0000	5,028.00	5,028.00
1010.15.4100.5213.100	CivicPlus - Code Review/Update - Recodification	1.0000	30,000.00	30,000.00
1010.15.4100.5213.100	Municipal Code - Admin Support Fee	1.0000	350.00	350.00
1010.15.4100.5213.100	Municipal Code - Online Web Hosting Services	1.0000	500.00	500.00
1010.15.4100.5213.100	Municipal Code - Supplement/Electronic Updates	1.0000	6,000.00	6,000.00
1010.15.4100.5213.100	Municode - Website Service	1.0000	3,800.00	3,800.00
1010.15.4100.5213.100	Munimetrix	12.0000	39.98	480.00
1010.15.4100.5213.100	Netfile - Conflict of Interest Software	1.0000	3,750.00	3,750.00
1010.15.4100.5213.100	Page Freezer - Social Media and Website Archiving	12.0000	494.00	5,928.00
1010.15.4100.5213.100	PageFreezer - Configuration & Training - one time	1.0000	500.00	500.00
	Account 5213.100 - Professional/Contract Services General Totals	Transactions	10	<u>\$56,336.00</u>
Account	5214.100 - Repair and Maint Service General			
1010.15.4100.5214.100	Accela Maintenance Renewal	2.0000	1,350.00	2,700.00
1010.15.4100.5214.100	Adobe Acrobat Renewal	2.0000	250.00	500.00

Town of Paradise

Budget Transactions Report Budget Year of 2023/24

1010.15.4100.5214.100	Next Request - Public Records Request Software		1.0000	8,500.00	8,500.00
1010.15.4100.5214.100	Printer Usage/Copies		12.0000	50.00	600.00
		Account 5214.100 - Repair and Maint Service General Totals	Transactions	4	\$12,300.00
		Account 5215.106 - Rents and Leases Copiers			
1010.15.4100.5215.106	Caltronics Copier Cost		12.0000	75.00	900.00
		Account 5215.106 - Rents and Leases Copiers Totals	Transactions	1	\$900.00
		Account 5218.100 - Advertising General			
1010.15.4100.5218.100	Legal Notices		1.0000	1,000.00	1,000.00
1010.15.4100.5218.100	Ordinance Publications		1.0000	4,000.00	4,000.00
		Account 5218.100 - Advertising General Totals	Transactions	2	\$5,000.00
		Account 5219.100 - Printing General			
1010.15.4100.5219.100	Business Cards		2.0000	50.00	100.00
		Account 5219.100 - Printing General Totals	Transactions	1	\$100.00
		Account 5220.100 - Employee Development General			
1010.15.4100.5220.100	City Clerks Association - Dues		2.0000	200.00	400.00
1010.15.4100.5220.100	Clerk - TTC Training		1.0000	9,000.00	9,000.00
1010.15.4100.5220.100	International Institute of Municipal Clerks - Dues		2.0000	150.00	300.00
		Account 5220.100 - Employee Development General Totals	Transactions	3	\$9,700.00
		Account 5304 - Furniture & Equipment			
1010.15.4100.5304	Storage Shelves		2.0000	250.00	500.00
		Account 5304 - Furniture & Equipment Totals	Transactions	1	\$500.00

FY 2023/2024

Legal Services

TOWN OF PARADISE
Fiscal Year 2023/24 Budget

Account Number	Description	2022 Actual Amount	2023 Amended Budget	2023 Estimated Amount	2024 Department Requested	2024 Manager Recommend	2024 Town Council Adopted
Fund: 1010 - General Fund							
Department: 20 - Administrative Services							
Program: 4300 - Legal Services							
Expenditures							
	5100 Personnel Services	-	-	-	-	-	-
	5200 Supplies and Services	247,743	203,110	166,854	203,110	203,110	203,110
	5300 Capital Outlay	-	-	-	-	-	-
	5500 Debt Service	-	-	-	-	-	-
Total Expenditures		247,743	203,110	166,854	203,110	203,110	203,110
Revenues							
	Service Fees						
	Fines and Forfeitures						
	Other						
Total Revenues		-	-	-	-	-	-
Net General Fund Support		247,743	203,110	166,854	203,110	203,110	203,110

TOWN OF PARADISE
Fiscal Year 2023/24 Budget

Account Number	Description	2022 Actual Amount	2023 Amended Budget	2023 Estimated Amount	2024 Department Requested	2024 Manager Recommend	2024 Town Council Adopted
Fund: 1010 - General Fund							
EXPENSES							
Department: 20 - Administrative Services							
Program: 4300 - Legal Services							
5210.100	Postage General	-	10	-	10	10	10
5213.100	Professional/Contract Services General	247,743	203,100	166,854	203,100	203,100	203,100
EXPENSE GRAND Totals:		247,743	203,110	166,854	203,110	203,110	203,110

Town of Paradise

Budget Transactions Report
Budget Year of 2023/24

G/L Account	Transaction	Number of Units	Cost per Unit	Total Amount
EXPENSES				
Fund	1010 - General Fund			
Department	20 - Administrative Services			
Program	4300 - Legal Services			
	Account	5210.100 - Postage General		
1010.20.4300.5210.100	Postage	1	10.00	10.00
	Account	5210.100 - Postage General Totals		
		Transactions	1	<u>\$10.00</u>
	Account	5213.100 - Professional/Contract Services General		
1010.20.4300.5213.100	Liebert Cassidy Whitmore Consortium	1	4,500.00	4,500.00
1010.20.4300.5213.100	Other Legal Costs	1	15,000.00	15,000.00
1010.20.4300.5213.100	Town Attorney contract	12	15,300.00	183,600.00
	Account	5213.100 - Professional/Contract Services General Totals		
		Transactions	3	<u>\$203,100.00</u>

FY 2023/2024

Administrative Services

Central Services, Information Technology, Finance, Human Resources,
Facility Rentals, & Emergency Operations

TOWN OF PARADISE
Fiscal Year 2023/24 Budget

Account Number	Description	2022 Actual Amount	2023 Amended Budget	2023 Estimated Amount	2024 Department Requested	2024 Manager Recommend	2024 Town Council Adopted
Fund: 1010 - General Fund							
Department: 20 - Administrative Services							
Program: 4201 - Central Services							
Expenditures							
	5100 Personnel Services	167,738	188,503	165,762	206,006	206,006	206,006
	5200 Supplies and Services	422,250	481,085	473,456	570,877	570,877	570,877
	5300 Capital Outlay	1,162	-	-	-	-	-
	5500 Debt Service	1,496	4,250	-	4,250	4,250	4,250
Total Expenditures		592,645	673,838	639,218	781,133	781,133	781,133
Revenues							
	Service Fees						
	Fines and Forfeitures						
	Other						
Total Revenues		-	-	-	-	-	-
Net General Fund Support		592,645	673,838	639,218	781,133	781,133	781,133

Fiscal Year 2023-2024 Personnel Allocation

Position/Title	Weekly Hours	Percent Allocated	Full Time Equiv	Allocated Wages & Benefits
Accountant	40	100%	1.00	90,288
Senior Accountant	40	100%	1.00	115,717
		Total	2.00	206,005

TOWN OF PARADISE
Fiscal Year 2023/24 Budget

Account Number	Description	2022 Actual Amount	2023 Amended Budget	2023 Estimated Amount	2024 Department Requested	2024 Manager Recommend	2024 Town Council Adopted
Fund: 1010 - General Fund							
EXPENSES							
Department: 20 - Administrative Services							
Program: 4201 - Central Services							
5101	Salaries - Permanent	126,982	140,186	123,198	157,312	157,312	157,312
5106.100	Incentives & Admin Leave Administrative Leave	-	3,421	-	3,733	3,733	3,733
5111	Medicare	1,989	2,140	1,939	2,335	2,335	2,335
5112.101	GASB 68 - Pension Expense PERS	24,324	26,489	24,927	25,651	25,651	25,651
5113	Worker's Compensation	881	750	497	551	551	551
5114.101	Health Insurance Medical	10,410	13,612	10,810	14,459	14,459	14,459
5114.102	Health Insurance Dental	1,279	-	1,674	-	-	-
5114.103	Health Insurance Vision	87	-	86	-	-	-
5115	Unemployment Compensation	-	-	886	-	-	-
5116.101	Life and Disability Insurance Life & Disab.	509	1,905	463	1,965	1,965	1,965
5116.102	Life and Disability Insurance Long Term/Short Term Disability	1,275	-	1,282	-	-	-
5122	Accrual Bank Payoff	-	-	-	-	-	-
5201.100	Office Supplies General	1,011	1,000	169	1,000	1,000	1,000

TOWN OF PARADISE
Fiscal Year 2023/24 Budget

Account Number	Description	2022	2023	2023	2024	2024	2024
		Actual Amount	Amended Budget	Estimated Amount	Department Requested	Manager Recommend	Town Council Adopted
5202.100	Operating Supplies General	3,775	3,145	2,778	3,145	3,145	3,145
5203.100	Repairs and Maint Supplies General	5,048	3,500	3,005	3,500	3,500	3,500
5209.101	Auto Fuel Expense Town Vehicles	1,131	2,000	-	2,000	2,000	2,000
5210.100	Postage General	-	50	-	50	50	50
5211.135	Utilities Water and Sewer	1,445	1,401	1,167	1,401	1,401	1,401
5211.136	Utilities Refuse Service	-	-	-	-	-	-
5211.137	Utilities Electric and Gas	30,132	31,000	36,115	38,000	38,000	38,000
5212.100	Insurance General	264,212	299,850	301,272	381,242	381,242	381,242
5213.100	Professional/Contract Services General	47,114	66,525	63,222	66,525	66,525	66,525
5214.100	Repair and Maint Service General	27,177	26,800	20,074	26,800	26,800	26,800
5215.100	Rents and Leases Miscellaneous	1,578	1,620	1,446	1,620	1,620	1,620
5218.100	Advertising General	-	100	-	100	100	100
5219.100	Printing General	245	750	863	850	850	850
5220.100	Employee Development General	918	-	-	-	-	-
5223.105	Meals and Refreshments Emergencies and Meetings	72	-	-	-	-	-
5225	Bank Fees and Charges	0	-	-	-	-	-
5260	Miscellaneous	38,392	43,344	43,344	44,644	44,644	44,644
5303	Improvements	-	-	-	-	-	-
5304	Furniture & Equipment	1,162	-	-	-	-	-
5500	Bond Payments - Fiscal Agent	1,496	4,250	-	4,250	4,250	4,250
EXPENSE GRAND Totals:		592,645	673,838	639,218	781,133	781,133	781,133

Town of Paradise

Budget Transactions Report
Budget Year of 2023/24

G/L Account	Transaction	Number of Units	Cost per Unit	Total Amount
EXPENSES				
Fund	1010 - General Fund			
Department	20 - Administrative Services			
Program	4201 - Central Services			
Account	5201.100 - Office Supplies General			
1010.20.4201.5201.100	Office Supplies	1.0000	1,000.00	1,000.00
	Account 5201.100 - Office Supplies General Totals	Transactions	1	<u>1,000.00</u>
Account	5202.100 - Operating Supplies General			
1010.20.4201.5202.100	Bottled Water for Town Hall	1.0000	900.00	900.00
1010.20.4201.5202.100	Copy/Printer Paper	1.0000	1,900.00	1,900.00
1010.20.4201.5202.100	Credit Card Machine Supplies	1.0000	45.00	45.00
1010.20.4201.5202.100	Postage Meter Supplies	1.0000	300.00	300.00
	Account 5202.100 - Operating Supplies General Totals	Transactions	4	<u>\$3,145.00</u>
Account	5203.100 - Repairs and Maint Supplies General			
1010.20.4201.5203.100	Town Hall Facility Repairs	1.0000	2,000.00	2,000.00
1010.20.4201.5203.100	Town Hall Janitorial Supplies	1.0000	1,500.00	1,500.00
	Account 5203.100 - Repairs and Maint Supplies General Totals	Transactions	2	<u>\$3,500.00</u>
Account	5209.101 - Auto Fuel Expense Town Vehicles			
1010.20.4201.5209.101	Fuel for errands in Town Hall vehicle	1.0000	2,000.00	2,000.00
	Account 5209.101 - Auto Fuel Expense Town Vehicles Totals	Transactions	1	<u>\$2,000.00</u>
Account	5210.100 - Postage General			
1010.20.4201.5210.100	Postage	1.0000	50.00	50.00
	Account 5210.100 - Postage General Totals	Transactions	1	<u>\$50.00</u>
Account	5211.135 - Utilities Water and Sewer			
1010.20.4201.5211.135	Town Hall Water Service	6.0000	233.50	1,401.00
	Account 5211.135 - Utilities Water and Sewer Totals	Transactions	1	<u>\$1,401.00</u>
Account	5211.137 - Utilities Electric and Gas			
1010.20.4201.5211.137	Town Hall Electric and Gas Service	1.0000	38,000.00	38,000.00
	Account 5211.137 - Utilities Electric and Gas Totals	Transactions	1	<u>\$38,000.00</u>
Account	5212.100 - Insurance General			

Town of Paradise

Budget Transactions Report Budget Year of 2023/24

G/L Account	Transaction	Number of Units	Cost per Unit	Total Amount
1010.20.4201.5212.100	Active Shooter	1.0000	189.00	189.00
1010.20.4201.5212.100	Crime Premium	1.0000	2,349.00	2,349.00
1010.20.4201.5212.100	Cyber Coverage	1.0000	4,000.00	4,000.00
1010.20.4201.5212.100	General Liability Insurance	1.0000	341,004.00	341,004.00
1010.20.4201.5212.100	General Liability Refund Deposit Applied	1.0000	(72,000.00)	(72,000.00)
1010.20.4201.5212.100	Mobile Equipment Program Premium	1.0000	45,000.00	45,000.00
1010.20.4201.5212.100	Property Appraisals	1.0000	700.00	700.00
1010.20.4201.5212.100	Property Insurance Program	1.0000	60,000.00	60,000.00
Account 5212.100 - Insurance General Totals		Transactions	8	<u>\$381,242.00</u>
Account 5213.100 - Professional/Contract Services General				
1010.20.4201.5213.100	2020/21 Independent Financial Audit	1.0000	35,000.00	35,000.00
1010.20.4201.5213.100	Collection Agency Fees	1.0000	1,000.00	1,000.00
1010.20.4201.5213.100	HDL - Sales Tax Audit	1.0000	3,100.00	3,100.00
1010.20.4201.5213.100	Labor and Pension Cost Consultation and Software	1.0000	18,000.00	18,000.00
1010.20.4201.5213.100	Pension and OPEB Actuarial Report	1.0000	2,500.00	2,500.00
1010.20.4201.5213.100	Town Website Redesign, Hosting & Support - Yr. 3 of 4	1.0000	6,925.00	6,925.00
Account 5213.100 - Professional/Contract Services General Totals		Transactions	6	<u>\$66,525.00</u>
Account 5214.100 - Repair and Maint Service General				
1010.20.4201.5214.100	Facility Repairs	1.0000	750.00	750.00
1010.20.4201.5214.100	Fire Extinguisher Maintenance	1.0000	450.00	450.00
1010.20.4201.5214.100	Heating and Air-Conditioning Maintenance	1.0000	3,500.00	3,500.00
1010.20.4201.5214.100	Pest Control Services	4.0000	100.00	400.00
1010.20.4201.5214.100	Town Hall - Alarm Monitoring and Maintenance	4.0000	208.50	834.00
1010.20.4201.5214.100	Town Hall - Generator Permit	1.0000	266.00	266.00
1010.20.4201.5214.100	Town Hall - Janitorial Services	12.0000	1,700.00	20,400.00
1010.20.4201.5214.100	Town Hall - Postage Machine Maintenance	1.0000	200.00	200.00
Account 5214.100 - Repair and Maint Service General Totals		Transactions	8	<u>\$26,800.00</u>
Account 5215.100 - Rents and Leases Miscellaneous				
1010.20.4201.5215.100	Postage Machine Rental	12.0000	135.00	1,620.00

Town of Paradise

Budget Transactions Report
Budget Year of 2023/24

G/L Account	Transaction		Number of Units	Cost per Unit	Total Amount
		Account 5215.100 - Rents and Leases Miscellaneous Totals	Transactions	1	\$1,620.00
		Account 5218.100 - Advertising General			
1010.20.4201.5218.100	Bid Advertising		1.0000	100.00	100.00
		Account 5218.100 - Advertising General Totals	Transactions	1	\$100.00
		Account 5219.100 - Printing General			
1010.20.4201.5219.100	Envelopes		1.0000	550.00	550.00
1010.20.4201.5219.100	Stationary		1.0000	300.00	300.00
		Account 5219.100 - Printing General Totals	Transactions	2	\$850.00
		Account 5260 - Miscellaneous			
1010.20.4201.5260	Butte Local Agency Formation Commission (LAFCO)		1.0000	44,000.00	44,000.00
1010.20.4201.5260	Town's Annual Septic Operating Permit Fees		1.0000	643.50	644.00
		Account 5260 - Miscellaneous Totals	Transactions	2	\$44,644.00
		Account 5500 - Bond Payments - Fiscal Agent			
1010.20.4201.5500	Pension Obligation Bond (POB) Fiscal Agent Fees		1.0000	4,250.00	4,250.00
		Account 5500 - Bond Payments - Fiscal Agent Totals	Transactions	1	\$4,250.00

**TOWN OF PARADISE
Fiscal Year 2023/24 Budget**

Account Number	Description	2022 Actual Amount	2023 Amended Budget	2023 Estimated Amount	2024 Department Requested	2024 Manager Recommend	2024 Town Council Adopted
Fund: 1010 - General Fund							
Department: 20 - Administrative Services							
Program: 4202 - Information Technology							
Expenditures							
	5100 Personnel Services	63,233	189,547	177,439	290,456	290,456	290,456
	5200 Supplies and Services	389,408	302,576	265,711	302,486	302,486	302,486
	5300 Capital Outlay	23,825	21,000	8,733	12,000	12,000	12,000
Total Expenditures		476,466	513,123	451,883	604,942	604,942	604,942
Revenues							
	Service Fees						
	Fines and Forfeitures						
	Other						
Total Revenues		-	-	-	-	-	-
Net Income							
Transfers In		(476,466)	(513,123)	(451,883)	(224,000)	(224,000)	(224,000)
Transfers (Out)		-	-	-	-	-	-
Net General Fund Support		-	-	(0)	380,942	380,942	380,942

Fiscal Year 2023-2024 Personnel Allocation

Position/Title	Weekly Hours	Percent Allocated	Full Time Equiv	Allocated Wages & Benefits
Information Systems Director	40	100%	1.00	205,221
Information Systems Technician II	40	100%	1.00	85,235
Total			2.00	290,456

TOWN OF PARADISE
Fiscal Year 2023/24 Budget

Account Number	Description	2022 Actual Amount	2023 Amended Budget	2023 Estimated Amount	2024 Department Requested	2024 Manager Recommend	2024 Town Council Adopted
Fund: 1010 - General Fund							
EXPENSES							
Department: 20 - Administrative Services							
Program: 4202 - Information Technology							
5101	Salaries - Permanent	47,824	131,698	126,521	198,232	198,232	198,232
5106.100	Incentives & Admin Leave Administrative Leave	2,693	7,598	-	11,436	11,436	11,436
5107	Car Allowance/Mileage	907	2,400	2,397	4,800	4,800	4,800
5111	Medicare	691	2,055	1,734	3,110	3,110	3,110
5112.101	Retirement Contribution PERS	4,137	25,781	26,625	37,876	37,876	37,876
5113	Worker's Compensation	-	685	495	694	694	694
5114.101	Health Insurance Medical	5,639	17,994	15,311	32,033	32,033	32,033
5114.102	Health Insurance Dental	901	-	2,218	-	-	-
5114.103	Health Insurance Vision	75	-	180	-	-	-
5115	Unemployment Compensation	-	-	799	-	-	-
5116.101	Life and Disability Insurance Life & Disab.	128	1,336	385	2,275	2,275	2,275
5116.102	Life and Disability Insurance Long Term/Short Term Disability	239	-	775	-	-	-
5199.199	Other Fund Support IT-Serv from Tech Fee	(476,466)	(513,123)	(451,883)	(224,000)	(224,000)	(224,000)
5202.100	Operating Supplies General	628	3,250	4,034	3,250	3,250	3,250
5209.101	Auto Fuel Expense Town Vehicles	881	-	-	-	-	-
5213.100	Professional/Contract Services General	270,218	109,890	126,053	109,800	109,800	109,800
5214.100	Repair and Maint Service General	70,236	131,482	91,332	131,482	131,482	131,482
5215.106	Rents and Leases Copiers	2,203	2,184	2,181	2,184	2,184	2,184
5216.100	Communications General Services	41,992	49,320	38,597	49,320	49,320	49,320
5218.100	Advertising General	1,371	-	-	-	-	-
5219.100	Printing General	27	-	-	-	-	-
5220.100	Employee Development General	-	5,000	2,655	5,000	5,000	5,000
5223.105	Meals and Refreshments Emergencies and Meetings	54	-	-	-	-	-
5225	Bank Fees and Charges	1,798	1,450	859	1,450	1,450	1,450
5304	Furniture & Equipment	23,825	21,000	8,733	12,000	12,000	12,000
EXPENSE GRAND Totals:		-	-	(0)	380,942	380,942	380,942

Town of Paradise

Budget Transactions Report
Budget Year of 2023/24

G/L Account	Transaction	Number of Units	Cost per Unit	Total Amount
EXPENSES				
Fund	1010 - General Fund			
Department	20 - Administrative Services			
Program	4202 - Information Technology			
Account	5202.100 - Operating Supplies General			
1010.20.4202.5202.100	Cables/Extensions/Peripheral Supplies	1.0000	1,250.00	1,250.00
1010.20.4202.5202.100	Keyboards, Mice, UPS, Monitors	1.0000	2,000.00	2,000.00
	Account 5202.100 - Operating Supplies General Totals	Transactions	2	<u>\$3,250.00</u>
Account	5213.100 - Professional/Contract Services General			
1010.20.4202.5213.100	GIC Annual Contract Services	1.0000	15,000.00	15,000.00
1010.20.4202.5213.100	IT Professional Support - Public Safety	1.0000	25,000.00	25,000.00
1010.20.4202.5213.100	IT Professional Support - Town Hall & BRC	1.0000	65,000.00	65,000.00
1010.20.4202.5213.100	Municode Subscription Renewal	12.0000	400.00	4,800.00
	Account 5213.100 - Professional/Contract Services General Totals	Transactions	4	<u>\$109,800.00</u>
Account	5214.100 - Repair and Maint Service General			
1010.20.4202.5214.100	Archive Social Annual Subscription	1.0000	4,800.00	4,800.00
1010.20.4202.5214.100	Connectwise RMM Subscription	12.0000	50.00	600.00
1010.20.4202.5214.100	Copier/Printer Maintenance	1.0000	1,000.00	1,000.00
1010.20.4202.5214.100	Datto - Full Cloud Emergency Remote Backup	12.0000	2,000.00	24,000.00
1010.20.4202.5214.100	IT Glue Subscription (documentation vault)	12.0000	22.50	270.00
1010.20.4202.5214.100	Journyx Renewal	1.0000	6,300.00	6,300.00
1010.20.4202.5214.100	Microsoft Exchange Online Plan 1 for GCC, 50GB	12.0000	275.00	3,300.00
1010.20.4202.5214.100	NetMotion Mobility for 25	1.0000	2,200.00	2,200.00
1010.20.4202.5214.100	New World Systems Renewal	1.0000	53,000.00	53,000.00
1010.20.4202.5214.100	Office 365, G3 (email) 75 users @ \$20 per user monthly	12.0000	1,500.00	18,000.00
1010.20.4202.5214.100	Office 365, G5 (email) 25 users @ \$35 per user monthly	12.0000	700.00	8,400.00
1010.20.4202.5214.100	Shortel Renewal	1.0000	3,000.00	3,000.00
1010.20.4202.5214.100	Sophos Firewall - PD	12.0000	150.00	1,800.00
1010.20.4202.5214.100	Sophos Firewall - Town Hall & BRC	12.0000	300.00	3,600.00
1010.20.4202.5214.100	SSL Wildcard Certificate	1.0000	300.00	300.00
1010.20.4202.5214.100	Stratti Total Control Spam Filtering	12.0000	76.00	912.00

Town of Paradise

Budget Transactions Report Budget Year of 2023/24

Account 5214.100 - Repair and Maint Service General Totals		Transactions	16	<u>\$131,482.00</u>
Account 5215.106 - Rents and Leases Copiers				
1010.20.4202.5215.106	Town Hall Copiers (2)	12.0000	182.00	2,184.00
Account 5215.106 - Rents and Leases Copiers Totals		Transactions	1	<u>\$2,184.00</u>
Account 5216.100 - Communications General Services				
1010.20.4202.5216.100	AT&T Cellular Connections	12.0000	150.00	1,800.00
1010.20.4202.5216.100	AT&T Local and Long Distance Telephone	12.0000	1,666.67	20,000.00
1010.20.4202.5216.100	AT&T Repeater Circuits	12.0000	237.00	2,844.00
1010.20.4202.5216.100	AT&T Site-to Site Fiber	12.0000	1,130.00	13,560.00
1010.20.4202.5216.100	Comcast Internet Service	12.0000	818.00	9,816.00
1010.20.4202.5216.100	Domain Renewal (6 expire this year)	6.0000	50.00	300.00
1010.20.4202.5216.100	Livestream Renewal	1.0000	500.00	500.00
1010.20.4202.5216.100	Website Hosting - Business, Sewer & Town	1.0000	500.00	500.00
Account 5216.100 - Communications General Services Totals		Transactions	8	<u>\$49,320.00</u>
Account 5220.100 - Employee Development General				
1010.20.4202.5220.100	Employee Training	1.0000	5,000.00	5,000.00
Account 5220.100 - Employee Development General Totals		Transactions	1	<u>\$5,000.00</u>
Account 5225 - Bank Fees and Charges				
1010.20.4202.5225	Online Processing Fees	1.0000	1,450.00	1,450.00
Account 5225 - Bank Fees and Charges Totals		Transactions	1	<u>\$1,450.00</u>
Account 5304 - Furniture & Equipment				
1010.20.4202.5304	IT Replacement for Failed Components - TH, BRC, PD	1.0000	6,000.00	6,000.00
1010.20.4202.5304	IT Town-wide upgrades	1.0000	5,000.00	5,000.00
1010.20.4202.5304	Town Manager Tablet Device	1.0000	1,000.00	1,000.00
Account 5304 - Furniture & Equipment Totals		Transactions	3	<u>\$12,000.00</u>

**TOWN OF PARADISE
Fiscal Year 2023/24 Budget**

Account Number	Description	2022 Actual Amount	2023 Amended Budget	2023 Estimated Amount	2024 Department Requested	2024 Manager Recommend	2024 Town Council Adopted
Fund: 1010 - General Fund							
Department: 25 - Finance							
Program: 4400 - Finance							
Expenditures							
5100	Personnel Services	243,195	274,310	215,247	331,884	331,884	331,884
5200	Supplies and Services	26,820	44,360	10,705	300,655	300,655	300,655
5300	Capital Outlay	4,158	3,650	5,101	3,000	3,000	3,000
5500	Debt Service	-	-	-	-	-	-
Total Expenditures		274,173	322,320	231,053	635,539	635,539	635,539
Revenues							
	Service Fees						
	Fines and Forfeitures						
	Other						
Total Revenues		-	-	-	-	-	-
Net General Fund Support		274,173	322,320	231,053	635,539	635,539	635,539

Fiscal Year 2023-2024 Personnel Allocation

Position/Title	Weekly Hours	Percent Allocated	Full Time Equiv	Allocated Wages & Benefits
Finance Director/Town Treasurer	40	83%	0.83	168,428
Accounting Manager	40	67%	0.67	89,366
Accounting Analyst	36	40%	0.36	36,003
Senior Accountant	40	0%	0.00	-
Accountant	40	0%	0.00	-
	Total		1.86	293,797
Allocation to Other Programs				
Finance Director/Town Treasurer	BSWW 10%; Gas Tax 5%; Transp 2%			
Accounting Manager	BSWW 15%; BHS 5%; Gas Tax 10%; Transp 3%			
Accounting Analyst	Gas Tax 60%			
Senior Accountant	Cent Svcs 100%			
Accountant	Cent Svcs 100%			

TOWN OF PARADISE
Fiscal Year 2023/24 Budget

Account Number	Description	2022 Actual Amount	2023 Amended Budget	2023 Estimated Amount	2024 Department Requested	2024 Manager Recommend	2024 Town Council Adopted
Fund: 1010 - General Fund							
EXPENSES							
Department: 25 - Finance							
Program: 4400 - Finance							
5101	Salaries - Permanent	156,006	182,652	129,071	216,289	216,289	216,289
5103.102	Differential Pay Out of Class	-	-	499	-	-	-
5106.100	Incentives & Admin Leave Administrative Leave	8,392	8,924	3,923	10,044	10,044	10,044
5107	Car Allowance/Mileage	1,992	1,992	1,257	1,992	1,992	1,992
5111	Medicare	2,358	2,644	1,967	3,311	3,311	3,311
5112.101	GASB 68 - Pension Expense PERS	30,134	31,539	28,366	36,138	36,138	36,138
5113	Worker's Compensation	1,084	892	591	757	757	757
5114.101	Health Insurance Medical	7,728	10,073	11,782	23,322	23,322	23,322
5114.102	Health Insurance Dental	914	-	791	-	-	-
5114.103	Health Insurance Vision	91	-	73	-	-	-
5115	Unemployment Compensation	-	-	908	-	-	-
5116.101	Life and Disability Insurance Life & Disab.	486	1,594	365	1,944	1,944	1,944
5116.102	Life and Disability Insurance Long Term/Short Term Disability	927	-	721	-	-	-
5119.100	Retiree Costs Medical Insurance	33,083	34,000	29,954	38,087	38,087	38,087
5122	Accrual Bank Payoff	-	-	4,981	-	-	-
5201.100	Office Supplies General	267	500	404	600	600	600
5202.100	Operating Supplies General	-	230	96	230	230	230
5210.100	Postage General	1,477	1,300	1,605	1,600	1,600	1,600
5213.100	Professional/Contract Services General	20,872	36,480	2,884	287,200	287,200	287,200
5218.100	Advertising General	-	100	3,484	3,500	3,500	3,500
5219.100	Printing General	1,272	1,000	1,328	1,000	1,000	1,000
5220.100	Employee Development General	2,532	4,750	225	5,825	5,825	5,825
5220.110	Employee Development Education Reimb MOU Program	400	-	600	600	600	600
5223.105	Meals and Refreshments Emergencies and Meetings	-	-	79	100	100	100
5304	Furniture & Equipment	4,158	3,650	5,101	3,000	3,000	3,000
EXPENSE GRAND Totals:		274,173	322,320	231,053	635,539	635,539	635,539

Town of Paradise

Budget Transactions Report
Budget Year of 2023/24

G/L Account	Transaction	Number of Units	Cost per Unit	Total Amount
EXPENSES				
Fund	1010 - General Fund			
Department	25 - Finance			
Program	4400 - Finance			
Account	5201.100 - Office Supplies General			
1010.25.4400.5201.100	Office Supplies (Batteries, Lead, Highlighters, etc.)	1.0000	600.00	600.00
	Account 5201.100 - Office Supplies General Totals	Transactions	1	<u>\$600.00</u>
Account	5202.100 - Operating Supplies General			
1010.25.4400.5202.100	Folders, Labels & Other Supplies	1.0000	50.00	50.00
1010.25.4400.5202.100	Toner	1.0000	180.00	180.00
	Account 5202.100 - Operating Supplies General Totals	Transactions	2	<u>\$230.00</u>
Account	5210.100 - Postage General			
1010.25.4400.5210.100	Postage for AR & AP	1.0000	1,600.00	1,600.00
	Account 5210.100 - Postage General Totals	Transactions	1	<u>\$1,600.00</u>
Account	5213.100 - Professional/Contract Services General			
1010.25.4400.5213.100	Adobe Acrobat Pro Annual Subscription	5.0000	180.00	900.00
1010.25.4400.5213.100	DIF/MFS/Nexus/Central Services Allocation Study/Review	1.0000	250,000.00	250,000.00
1010.25.4400.5213.100	Locate Plus - AR Person Finder	1.0000	700.00	700.00
1010.25.4400.5213.100	Management Partners - Fiscal Sustainability Model Update	1.0000	35,000.00	35,000.00
1010.25.4400.5213.100	Shred Service	12.0000	50.00	600.00
	Account 5213.100 - Professional/Contract Services General Totals	Transactions	5	<u>\$287,200.00</u>

Town of Paradise

Budget Transactions Report Budget Year of 2023/24

G/L Account	Transaction	Number of Units	Cost per Unit	Total Amount	
Account 5218.100 - Advertising General					
1010.25.4400.5218.100	RFPs and new positions	1.0000	3,500.00	3,500.00	
		Account 5218.100 - Advertising General Totals	Transactions	1	<u>3,500.00</u>
Account 5219.100 - Printing General					
1010.25.4400.5219.100	Print AP Checks	1.0000	700.00	700.00	
1010.25.4400.5219.100	Print Payroll Checks	1.0000	300.00	300.00	
		Account 5219.100 - Printing General Totals	Transactions	2	<u>1,000.00</u>
Account 5220.100 - Employee Development General					
1010.25.4400.5220.100	CSMFO Dues	1.0000	150.00	150.00	
1010.25.4400.5220.100	Employee Professional Conferences / Seminars / Development Oppor	1.0000	5,000.00	5,000.00	
1010.25.4400.5220.100	GFOA Dues	1.0000	225.00	225.00	
1010.25.4400.5220.100	New World User Group Meeting	3.0000	150.00	450.00	
		Account 5220.100 - Employee Development General Totals	Transactions	4	<u>\$5,825.00</u>
Account 5220.110 - Employee Development Education Reimb MOU Program					
1010.25.4400.5220.110	Employee Development	1.0000	600.00	600.00	
		Account 5220.110 - Employee Development Education Reimb MOU Program Totals	Transactions	1	<u>\$600.00</u>
Account 5223.105 - Meals and Refreshments Emergencies and Meetings					
1010.25.4400.5223.105	Refreshments for Meetings	1.0000	100.00	100.00	
		Account 5223.105 - Meals and Refreshments Emergencies and Meetings Totals	Transactions	1	<u>\$100.00</u>
Account 5304 - Furniture & Equipment					
1010.25.4400.5304	Workstation Replacements	2.0000	1,500.00	3,000.00	
		Account 5304 - Furniture & Equipment Totals	Transactions	1	<u>\$3,000.00</u>

TOWN OF PARADISE
Fiscal Year 2023/24 Budget

Account Number	Description	2022 Actual Amount	2023 Amended Budget	2023 Estimated Amount	2024 Department Requested	2024 Manager Recommend	2024 Town Council Adopted
Fund: 1010 - General Fund							
Department: 20 - Administrative Services							
Program: 4203 - HR and Risk Management							
Expenditures							
	5100 Personnel Services	206,761	222,790	213,537	240,933	240,933	240,933
	5200 Supplies and Services	3,039	3,943	2,871	12,617	12,617	12,617
	5300 Capital Outlay	-	-	-	-	-	-
	5500 Debt Service	-	-	-	-	-	-
Total Expenditures		209,800	226,733	216,408	253,550	253,550	253,550
Revenues							
	Service Fees						
	Fines and Forfeitures						
	Other						
Total Revenues		-	-	-	-	-	-
Net General Fund Support		209,800	226,733	216,408	253,550	253,550	253,550

Fiscal Year 2023-2024 Personnel Allocation

Position/Title	Weekly Hours	Percent Allocated	Full Time Equiv	Allocated Wages & Benefits
Human Resources & Risk Management Director	40	100%	1.00	204,373
Administrative Assistant	36	50%	0.45	32,810
		Total	1.45	237,183
Allocation to Other Programs				
Administrative Assistant	Town Mgr 50%			

TOWN OF PARADISE
Fiscal Year 2023/24 Budget

Account Number	Description	2022 Actual Amount	2023 Amended Budget	2023 Estimated Amount	2024 Department Requested	2024 Manager Recommend	2024 Town Council Adopted
Fund: 1010 - General Fund							
EXPENSES							
Department: 20 - Administrative Services							
Program: 4203 - HR and Risk Management							
5101	Salaries - Permanent	143,522	149,530	151,013	164,455	164,455	164,455
5106.100	Incentives & Admin Leave Administrative Leave	1,890	7,828	-	8,546	8,546	8,546
5107	Car Allowance/Mileage	2,316	2,400	2,397	2,400	2,400	2,400
5111	Medicare	2,077	2,430	2,135	2,667	2,667	2,667
5112.101	Retirement Contribution PERS	32,064	33,542	34,402	35,727	35,727	35,727
5113	Worker's Compensation	996	818	591	606	606	606
5114.101	Health Insurance Medical	16,135	21,019	18,119	21,276	21,276	21,276
5114.102	Health Insurance Dental	2,105	-	2,218	-	-	-
5114.103	Health Insurance Vision	180	-	178	-	-	-
5115	Unemployment Compensation	-	-	979	-	-	-
5116.101	Life and Disability Insurance Life & Disab.	505	1,473	509	1,506	1,506	1,506
5116.102	Life and Disability Insurance Long Term/Short Term Disability	910	-	996	-	-	-
5119.120	Retiree Costs PERS 1959 Survivor Benefits	4,061	3,750	-	3,750	3,750	3,750
5201.100	Office Supplies General	358	500	107	500	500	500
5202.100	Operating Supplies General	471	700	243	700	700	700
5204	Subscriptions and Code Books	-	-	-	-	-	-
5210.100	Postage General	3	25	27	25	25	25
5213.100	Professional/Contract Services General	1,481	2,218	2,493	2,892	2,892	2,892
5214.100	Repair and Maint Service General	373	500	-	500	500	500
5216.100	Communications General Services	31	-	-	-	-	-
5218.100	Advertising General	-	-	-	-	-	-
5219.100	Printing General	75	-	0	-	-	-
5220.100	Employee Development General	246	-	-	5,000	5,000	5,000
5220.110	Employee Development Education Reimb MOU Program	-	-	-	3,000	3,000	3,000
5304	Furniture & Equipment	-	-	-	-	-	-
EXPENSE GRAND Totals:		209,800	226,733	216,408	253,550	253,550	253,550

Town of Paradise

Budget Transactions Report
Budget Year of 2023/24

G/L Account	Transaction	Number of Units	Cost per Unit	Total Amount
EXPENSES				
Fund	1010 - General Fund			
Department	20 - Administrative Services			
Program	4203 - HR and Risk Management			
Account	5101 - Salaries - Permanent			
1010.20.4203.5101	Administrative Assistant Base Salary	1.0000	24,865.00	24,865.00
1010.20.4203.5101	Human Resources & Risk Management Director Base Salary	1.0000	148,136.00	148,136.00
1010.20.4203.5101	Offset Due to Planned Administrative Leave Usage	1.0000	(8,546.00)	(8,546.00)
	Account 5101 - Salaries - Permanent Totals	Transactions	3	\$164,455.00
Account	5119.120 - Retiree Costs PERS 1959 Survivor Benefits			
1010.20.4203.5119.120	PERS Survivor Benefits	1.0000	3,750.00	3,750.00
	Account 5119.120 - Retiree Costs PERS 1959 Survivor Benefits Totals	Transactions	1	\$3,750.00
Account	5201.100 - Office Supplies General			
1010.20.4203.5201.100	Office Supplies - Pens, Notebooks, Postits	1.0000	500.00	500.00
	Account 5201.100 - Office Supplies General Totals	Transactions	1	\$500.00
Account	5202.100 - Operating Supplies General			
1010.20.4203.5202.100	Operating Supplies - Printer Cartridges, etc.	1.0000	700.00	700.00
	Account 5202.100 - Operating Supplies General Totals	Transactions	1	\$700.00
Account	5210.100 - Postage General			
1010.20.4203.5210.100	Postage for Employee and Applicant Letters	1.0000	25.00	25.00
	Account 5210.100 - Postage General Totals	Transactions	1	\$25.00
Account	5213.100 - Professional/Contract Services General			
1010.20.4203.5213.100	Employee Assistance Program (All Employees)	1.0000	2,892.00	2,892.00
	Account 5213.100 - Professional/Contract Services General Totals	Transactions	1	\$2,892.00
Account	5220.100 - Employee Development General			
1010.20.4203.5220.100	Town Employee Wellness Initiative	1.0000	5,000.00	5,000.00
	Account 5220.100 - Employee Development General Totals	Transactions	1	\$5,000.00
Account	5220.110 - Employee Development Education Reimb MOU Program			
1010.20.4203.5220.110	Travel & Training	1.0000	3,000.00	3,000.00
	Account 5220.110 - Employee Development Education Reimb MOU Program Totals	Transactions	1	\$3,000.00

TOWN OF PARADISE
Fiscal Year 2023/24 Budget

Account Number	Description	2022 Actual Amount	2023 Amended Budget	2023 Estimated Amount	2024 Department Requested	2024 Manager Recommend	2024 Town Council Adopted
Fund: 1010 - General Fund							
Department: 25 - Finance							
Program: 5005 - Rental Properties							
Expenditures							
	5100 Personnel Services	-	-	-	-	-	-
	5200 Supplies and Services	814	792	226	792	792	792
	5300 Capital Outlay	-	-	-	-	-	-
	5500 Debt Service	-	-	-	-	-	-
Total Expenditures		814	792	226	792	792	792
Revenues							
	Service Fees						
	Fines and Forfeitures						
	Other						
Total Revenues		-	-	-	-	-	-
Net General Fund Support		814	792	226	792	792	792

TOWN OF PARADISE
Fiscal Year 2023/24 Budget

Account Number	Description	2022 Actual Amount	2023 Amended Budget	2023 Estimated Amount	2024 Department Requested	2024 Manager Recommend	2024 Town Council Adopted
Fund: 1010 - General Fund							
EXPENSES							
Department: 25 - Finance							
Program: 5005 - Rental Properties							
5211.175	Utilities Rental Properties	792	792	792	792	792	792
5214.100	Repair and Maint Service General	-	-	23	-	-	-
5501	Debt Service Payment - Principal	-	-	-	-	-	-
EXPENSE GRAND Totals:		792	792	815	792	792	792

Town of Paradise

Budget Transactions Report

Budget Year of 2023/24

G/L Account	Transaction	Number of Units	Cost per Unit	Total Amount
EXPENSES				
Fund	1010 - General Fund			
Department	25 - Finance			
Program	5005 - Rental Properties			
Account	5211.175 - Utilities Rental Properties			
1010.25.5005.5211.175	Water - 5619 Black Olive	1.0000	792.00	792.00
Account 5211.175 - Utilities Rental Properties Totals		Transactions	1	<u>\$792.00</u>

TOWN OF PARADISE
Fiscal Year 2023/24 Budget

Account Number	Description	2022 Actual Amount	2023 Amended Budget	2023 Estimated Amount	2024 Department Requested	2024 Manager Recommend	2024 Town Council Adopted
Fund: 1010 - General Fund							
Department: 35 - Fire							
Program: 4615 - Emergency Operations Center							
Expenditures							
	5100 Personnel Services	-	-	-	-	-	-
	5200 Supplies and Services	10,500	12,622	7,948	14,122	14,122	14,122
	5300 Capital Outlay	-	6,500	2,614	3,000	3,000	3,000
	5500 Debt Service	-	-	-	-	-	-
Total Expenditures		10,500	19,122	10,561	17,122	17,122	17,122
Revenues							
	Service Fees						
	Fines and Forfeitures						
	Other						
Total Revenues		-	-	-	-	-	-
Net General Fund Support		10,500	19,122	10,561	17,122	17,122	17,122

TOWN OF PARADISE
Fiscal Year 2023/24 Budget

Account Number	Description	2022 Actual Amount	2023 Amended Budget	2023 Estimated Amount	2024 Department Requested	2024 Manager Recommend	2024 Town Council Adopted
Fund: 1010 - General Fund							
EXPENSES							
Department: 35 - Fire							
Program: 4615 - Fire - EOC							
5202.100	Operating Supplies General	18	1,500	1,313	1,500	1,500	1,500
5203.100	Repairs and Maint Supplies General	-	-	75	-	-	-
5213.100	Professional/Contract Services General	96	-	-	-	-	-
5214.100	Repair and Maint Service General	3,502	4,760	563	4,760	4,760	4,760
5216.100	Communications General Services	6,885	5,862	5,996	7,362	7,362	7,362
5223.105	Meals and Refreshments Emergencies and Meetings	-	500	-	500	500	500
5304	Furniture & Equipment	-	6,500	2,614	3,000	3,000	3,000
EXPENSE GRAND Totals:		10,500	19,122	10,561	17,122	17,122	17,122

Town of Paradise

Budget Transactions Report
Budget Year of 2023/24

G/L Account	Transaction	Number of Units	Cost per Unit	Total Amount
EXPENSES				
Fund	1010 - General Fund			
Department	35 - Fire			
Program	4615 - Fire - EOC			
Account	5202.100 - Operating Supplies General			
1010.35.4615.5202.100	EOC Supplies	1.0000	1,500.00	1,500.00
	Account 5202.100 - Operating Supplies General Totals	Transactions	1	<u>1,500.00</u>
Account	5214.100 - Repair and Maint Service General			
1010.35.4615.5214.100	Emergency Contact Notification System	1.0000	4,760.00	4,760.00
	Account 5214.100 - Repair and Maint Service General Totals	Transactions	1	<u>4,760.00</u>
Account	5216.100 - Communications General Services			
1010.35.4615.5216.100	AM 1500	1.0000	120.00	120.00
1010.35.4615.5216.100	EOC Cell Phone	1.0000	13.00	13.00
1010.35.4615.5216.100	EOC Telephone Line	1.0000	282.00	282.00
1010.35.4615.5216.100	Equipment Tower Rental	1.0000	1,922.00	1,922.00
1010.35.4615.5216.100	RingCentral	5.0000	300.00	1,500.00
1010.35.4615.5216.100	Three Repeaters	1.0000	3,525.00	3,525.00
	Account 5216.100 - Communications General Services Totals	Transactions	6	<u>\$7,362.00</u>
Account	5223.105 - Meals and Refreshments Emergencies and Meetings			
1010.35.4615.5223.105	EOC Meals for Training or Incident	1.0000	500.00	500.00
	Account 5223.105 - Meals and Refreshments Emergencies and Meetings Totals	Transactions	1	<u>\$500.00</u>
Account	5304 - Furniture & Equipment			
1010.35.4615.5304	EOC Equipment	1.0000	3,000.00	3,000.00
	Account 5304 - Furniture & Equipment Totals	Transactions	1	<u>\$3,000.00</u>

FY 2023/2024

Police Department

Administration, Operations,
Public Safety Communications & Animal Control

**TOWN OF PARADISE
Fiscal Year 2023/24 Budget**

Account Number	Description	2022 Actual Amount	2023 Amended Budget	2023 Estimated Amount	2024 Department Requested	2024 Manager Recommend	2024 Town Council Adopted
Fund: 1010 - General Fund							
Department: 30 - Police							
Program: 4510 - Police Administration							
Expenditures							
	5100 Personnel Services	998,230	1,092,575	1,088,084	1,128,456	1,128,456	1,128,456
	5200 Supplies and Services	115,468	113,765	122,421	131,909	131,909	131,909
	5300 Capital Outlay	15,690	17,700	16,546	35,000	35,000	35,000
Total Expenditures		1,129,389	1,224,040	1,227,050	1,295,365	1,295,365	1,295,365
Revenues							
	Service Fees						
	Fines and Forfeitures						
	Other						
Total Revenues		-	-	-	-	-	-
Net General Fund Support		1,129,389	1,224,040	1,227,050	1,295,365	1,295,365	1,295,365

Fiscal Year 2023-2024 Personnel Allocation

Position/Title	Weekly Hours	Percent Allocated	Full Time Equiv	Allocated Wages & Benefits
Police Chief	40	100%	1.00	397,141
Police Lieutenant	40	100%	1.00	309,064
Police Lieutenant	40	100%	1.00	277,889
Administrative Assistant	40	100%	1.00	75,388
		Total	4.00	1,059,482

TOWN OF PARADISE
Fiscal Year 2023/24 Budget

Account Number	Description	2022	2023	2023	2024	2024	2024
		Actual Amount	Amended Budget	Estimated Amount	Department Requested	Manager Recommend	Town Council Adopted
Fund: 1010 - General Fund							
EXPENSES							
Department: 30 - Police							
Program: 4510 - Police Administration							
5101	Salaries - Permanent	407,610	484,467	446,973	501,965	501,965	501,965
5103.102	Differential Pay Out of Class	106	-	527	-	-	-
5104	Wages - PS Holiday Pay	18,612	24,383	23,034	25,702	25,702	25,702
5105	Salaries - Overtime/FLSA	311	500	562	500	500	500
5106.100	Incentives & Admin Leave Administrative Leave	20,571	25,940	24,677	27,336	27,336	27,336
5106.101	Incentives & Admin Leave School Incentive	21,342	26,363	25,208	27,529	27,529	27,529
5109.100	Allowances Uniform Allowance	2,403	1,860	2,787	2,790	2,790	2,790
5111	Medicare	6,617	8,164	7,297	8,487	8,487	8,487
5112.101	Retirement Contribution PERS	368,868	385,047	403,243	401,607	401,607	401,607
5113	Worker's Compensation	30,993	28,070	20,273	19,510	19,510	19,510
5114.101	Health Insurance Medical	39,465	44,377	48,668	40,604	40,604	40,604
5114.102	Health Insurance Dental	7,610	-	8,524	-	-	-
5114.103	Health Insurance Vision	677	-	683	-	-	-
5115	Unemployment Compensation	-	-	3,342	-	-	-
5116.101	Life and Disability Insurance Life & Disab.	1,025	3,512	1,090	3,452	3,452	3,452
5116.102	Life and Disability Insurance Long Term/Short Term Disability	2,609	-	3,226	-	-	-
5119.100	Retiree Costs Medical Insurance	69,411	59,892	67,970	68,974	68,974	68,974
5201.100	Office Supplies General	594	2,000	1,926	2,000	2,000	2,000
5202.100	Operating Supplies General	5,415	5,650	4,059	8,350	8,350	8,350
5203.100	Repairs and Maint Supplies General	2,157	2,150	1,770	2,150	2,150	2,150
5204	Subscriptions and Code Books	-	-	-	-	-	-
5210.100	Postage General	1,608	1,500	1,090	1,500	1,500	1,500
5211.135	Utilities Water and Sewer	1,137	1,137	869	1,200	1,200	1,200
5211.137	Utilities Electric and Gas	27,533	25,000	34,821	25,000	25,000	25,000
5211.139	Utilities Propane	1,971	1,750	526	1,750	1,750	1,750
5213.100	Professional/Contract Services General	7,646	13,590	18,676	16,140	16,140	16,140
5214.100	Repair and Maint Service General	39,224	34,139	37,624	41,760	41,760	41,760
5215.100	Rents and Leases Miscellaneous	676	565	441	565	565	565
5215.106	Rents and Leases Copiers	1,447	1,344	1,333	1,344	1,344	1,344

**TOWN OF PARADISE
Fiscal Year 2023/24 Budget**

Account Number	Description	2022 Actual Amount	2023 Amended Budget	2023 Estimated Amount	2024 Department Requested	2024 Manager Recommend	2024 Town Council Adopted
5216.100	Communications General Services	14,405	14,440	16,123	19,400	19,400	19,400
5218.100	Advertising General	1,259	-	289	-	-	-
5219.100	Printing General	1,305	500	41	500	500	500
5220.100	Employee Development General	7,072	8,500	1,808	8,500	8,500	8,500
5223.105	Meals and Refreshments Emergencies and Meetings	550	500	380	750	750	750
5225	Bank Fees and Charges	1,470	1,000	646	1,000	1,000	1,000
5303	Improvements	-	15,200	7,687	-	-	-
5304	Furniture & Equipment	15,690	2,500	8,859	35,000	35,000	35,000
EXPENSE GRAND Totals:		1,129,389	1,224,040	1,227,050	1,295,365	1,295,365	1,295,365

Town of Paradise

Budget Transactions Report
Budget Year of 2023/24

G/L Account	Transaction	Number of Units	Cost per Unit	Total Amount
EXPENSES				
Fund	1010 - General Fund			
Department	30 - Police			
Program	4510 - Police Administration			
Account	5201.100 - Office Supplies General			
1010.30.4510.5201.100	General Office Supplies	1.0000	2,000.00	2,000.00
	Account 5201.100 - Office Supplies General Totals	Transactions	1	<u>2,000.00</u>
Account	5202.100 - Operating Supplies General			
1010.30.4510.5202.100	Cell Phone Equipment	1.0000	400.00	400.00
1010.30.4510.5202.100	Computer/Equipment Assessories	1.0000	100.00	100.00
1010.30.4510.5202.100	Copy Paper/Stationary	1.0000	1,200.00	1,200.00
1010.30.4510.5202.100	General Operating Supplies	1.0000	4,000.00	4,000.00
1010.30.4510.5202.100	Promotional Supplies	1.0000	1,200.00	1,200.00
1010.30.4510.5202.100	Special Awards/Plaques	1.0000	1,000.00	1,000.00
1010.30.4510.5202.100	Uniform Allowance - Admin. Assist.	1.0000	300.00	300.00
1010.30.4510.5202.100	VIPS Supplies	1.0000	150.00	150.00
	Account 5202.100 - Operating Supplies General Totals	Transactions	8	<u>\$8,350.00</u>
Account	5203.100 - Repairs and Maint Supplies General			
1010.30.4510.5203.100	Facility & Equipment Supplies	1.0000	650.00	650.00
1010.30.4510.5203.100	Janitorial Supplies	1.0000	1,500.00	1,500.00
	Account 5203.100 - Repairs and Maint Supplies General Totals	Transactions	2	<u>\$2,150.00</u>
Account	5210.100 - Postage General			
1010.30.4510.5210.100	Postage/Shipping	1.0000	1,500.00	1,500.00
	Account 5210.100 - Postage General Totals	Transactions	1	<u>\$1,500.00</u>
Account	5211.135 - Utilities Water and Sewer			
1010.30.4510.5211.135	Water - Black Olive Drive/Sierra Park	12.0000	100.00	1,200.00
	Account 5211.135 - Utilities Water and Sewer Totals	Transactions	1	<u>\$1,200.00</u>
Account	5211.137 - Utilities Electric and Gas			
1010.30.4510.5211.137	Electricity - Black Olive Drive/Sierra Park	1.0000	25,000.00	25,000.00
	Account 5211.137 - Utilities Electric and Gas Totals	Transactions	1	<u>\$25,000.00</u>
Account	5211.139 - Utilities Propane			
1010.30.4510.5211.139	Propane - Sawmill Peak	1.0000	1,750.00	1,750.00
	Account 5211.139 - Utilities Propane Totals	Transactions	1	<u>\$1,750.00</u>

Town of Paradise

Budget Transactions Report Budget Year of 2023/24

Account 5213.100 - Professional/Contract Services General				
1010.30.4510.5213.100	Biometrics - Livescan Relay Fees	1.0000	300.00	300.00
1010.30.4510.5213.100	Blood Draws	1.0000	3,500.00	3,500.00
1010.30.4510.5213.100	Certifion/Entersect	12.0000	110.00	1,320.00
1010.30.4510.5213.100	DA Office Subpoena Processing	1.0000	5,000.00	5,000.00
1010.30.4510.5213.100	DOJ Livescan - Internal	1.0000	500.00	500.00
1010.30.4510.5213.100	Evidence Recycle/Disposal	1.0000	502.00	502.00
1010.30.4510.5213.100	Generator Permit	1.0000	261.00	261.00
1010.30.4510.5213.100	Shred Service	12.0000	36.00	432.00
1010.30.4510.5213.100	Stericycle - Hazardous Waste Disposal	1.0000	425.00	425.00
1010.30.4510.5213.100	TB Testing Per OSHA Sworn/PSD/CSO/AC	1.0000	1,500.00	1,500.00
1010.30.4510.5213.100	Valley Toxicology -Drug/Alcohol Analysis	1.0000	2,400.00	2,400.00
Account 5213.100 - Professional/Contract Services General Totals		Transactions	11	\$16,140.00
Account 5214.100 - Repair and Maint Service General				
1010.30.4510.5214.100	Administrative Purchasing Membership	1.0000	130.00	130.00
1010.30.4510.5214.100	Adobe Acrobat Annual Subscription	1.0000	240.00	240.00
1010.30.4510.5214.100	APB Net (Critical Reach)	1.0000	300.00	300.00
1010.30.4510.5214.100	Approval Forms - Digital Personnel Time Tracking	1.0000	125.00	125.00
1010.30.4510.5214.100	Biometrics Annual	1.0000	1,400.00	1,400.00
1010.30.4510.5214.100	Copier/Printer Maintenance	1.0000	1,000.00	1,000.00
1010.30.4510.5214.100	CopWare	1.0000	620.00	620.00
1010.30.4510.5214.100	Dragon Dictation License Renewal	1.0000	1,297.00	1,297.00
1010.30.4510.5214.100	Drinking Water Service	1.0000	710.00	710.00
1010.30.4510.5214.100	Entrance Mat Replacement	1.0000	500.00	500.00
1010.30.4510.5214.100	Esri	1.0000	1,236.00	1,236.00
1010.30.4510.5214.100	Facility Maintenance/Repairs/Septic Tank/Carpets/Floors	1.0000	750.00	750.00
1010.30.4510.5214.100	Fire Extinguisher Maintenance/Certification Annual (PD & AC)	1.0000	1,100.00	1,100.00
1010.30.4510.5214.100	IDWholesaler Annual Subscription	1.0000	240.00	240.00
1010.30.4510.5214.100	Janitorial Service	12.0000	1,960.00	23,520.00
1010.30.4510.5214.100	Lefta Annual Subscription	1.0000	5,900.00	5,900.00
1010.30.4510.5214.100	NetMotion	1.0000	2,200.00	2,200.00
1010.30.4510.5214.100	Pest Control	12.0000	41.00	492.00
Account 5214.100 - Repair and Maint Service General Totals		Transactions	18	\$41,760.00
Account 5215.100 - Rents and Leases Miscellaneous				
1010.30.4510.5215.100	Postage Meter and Scale	1.0000	564.00	564.00

Town of Paradise

Budget Transactions Report Budget Year of 2023/24

1010.30.4510.5215.100	Sawmill Peak Propane Tank		1.0000	1.00	1.00
		Account 5215.100 - Rents and Leases Miscellaneous Totals	Transactions	2	\$565.00
	Account 5215.106 - Rents and Leases Copiers				
1010.30.4510.5215.106	Copy Machines		12.0000	112.00	1,344.00
		Account 5215.106 - Rents and Leases Copiers Totals	Transactions	1	\$1,344.00
	Account 5216.100 - Communications General Services				
1010.30.4510.5216.100	Cell Service (including MDC Service)		1.0000	19,400.00	19,400.00
		Account 5216.100 - Communications General Services Totals	Transactions	1	\$19,400.00
	Account 5219.100 - Printing General				
1010.30.4510.5219.100	Business Cards/Forms		1.0000	500.00	500.00
		Account 5219.100 - Printing General Totals	Transactions	1	\$500.00
	Account 5220.100 - Employee Development General				
1010.30.4510.5220.100	New Lieutenant Training Course		1.0000	5,000.00	5,000.00
1010.30.4510.5220.100	Professional Membership Renewals		1.0000	500.00	500.00
1010.30.4510.5220.100	Training Chief/Lieutenant/Admin Asst		1.0000	3,000.00	3,000.00
		Account 5220.100 - Employee Development General Totals	Transactions	3	\$8,500.00
	Account 5223.105 - Meals and Refreshments Emergencies and Meetings				
1010.30.4510.5223.105	New Employee/Oral Boards/Meetings		1.0000	750.00	750.00
		Account 5223.105 - Meals and Refreshments Emergencies and Meetings Totals	Transactions	1	\$750.00
	Account 5225 - Bank Fees and Charges				
1010.30.4510.5225	Bank Fees		1.0000	1,000.00	1,000.00
		Account 5225 - Bank Fees and Charges Totals	Transactions	1	\$1,000.00
	Account 5304 - Furniture & Equipment				
1010.30.4510.5304	Mobile Computer Replacement (MDC)		8.0000	4,375.00	35,000.00

TOWN OF PARADISE
Fiscal Year 2023/24 Budget

Account Number	Description	2022 Actual Amount	2023 Amended Budget	2023 Estimated Amount	2024 Department Requested	2024 Manager Recommend	2024 Town Council Adopted
Fund: 1010 - General Fund							
Department: 30 - Police							
Program: 4520 - Police Operations							
Expenditures							
	5100 Personnel Services	3,438,736	3,709,207	3,664,548	3,743,386	3,743,386	3,743,386
	5200 Supplies and Services	145,687	225,214	201,701	172,350	172,350	172,350
	5300 Capital Outlay	8,750	78,000	71,522	2,500	2,500	2,500
	5500 Debt Service	10,861	10,861	11,834	10,861	10,861	10,861
Total Expenditures		3,604,034	4,023,282	3,949,605	3,929,097	3,929,097	3,929,097
Revenues							
	Service Fees						
	Fines and Forfeitures						
	Other						
Total Revenues		-	-	-	-	-	-
Net General Fund Support		3,604,034	4,023,282	3,949,605	3,929,097	3,929,097	3,929,097

Fiscal Year 2023-2024 Personnel Allocation

Position/Title	Weekly Hours	Percent Allocated	Full Time Equiv	Allocated Wages & Benefits
Police Officer (11)	40	100%	11.00	2,110,434
Sergeant Detective (1)	40	100%	1.00	269,484
Police Sergeant (4)	40	100%	4.00	1,062,769
		Total	16.00	3,442,686

TOWN OF PARADISE
Fiscal Year 2023/24 Budget

Account Number	Description	2022	2023	2023	2024	2024	2024
		Actual Amount	Amended Budget	Estimated Amount	Department Requested	Manager Recommend	Town Council Adopted
Fund: 1010 - General Fund							
EXPENSES							
Department: 30 - Police							
Program: 4520 - Police Operations							
5101	Salaries - Permanent	1,231,392	1,502,582	1,278,104	1,518,792	1,518,792	1,518,792
5102	Salaries - Temporary	-	-	-	-	-	-
5103.102	Differential Pay Out of Class	5,529	-	9,184	-	-	-
5103.105	Differential Pay Swing/Graveyard Shift	37,315	-	38,877	-	-	-
5103.108	Differential Pay Canine Maintenance	15,708	-	15,379	-	-	-
5104	Wages - PS Holiday Pay	65,550	79,805	75,177	83,736	83,736	83,736
5105	Salaries - Overtime/FLSA	294,473	235,000	317,549	300,000	300,000	300,000
5106.100	Incentives & Admin Leave Administrative Leave	-	-	37,836	-	-	-
5106.101	Incentives & Admin Leave School Incentive	73,855	59,347	56,273	62,823	62,823	62,823
5106.103	Incentives & Admin Leave Team Pay	10,085	-	8,990	-	-	-
5106.200	Incentives & Admin Leave Gym Reimbursement	-	360	-	360	360	360
5106.205	Incentives & Admin Leave PS Recruitment Incentive	-	5,000	-	5,000	5,000	5,000
5109.100	Allowances Uniform Allowance	15,102	15,562	16,954	15,880	15,880	15,880
5111	Medicare	23,170	28,023	24,327	29,299	29,299	29,299
5112.101	Retirement Contribution PERS	1,248,327	1,347,719	1,404,419	1,360,136	1,360,136	1,360,136
5112.102	Retirement Contribution Social Security	-	-	-	-	-	-
5113	Worker's Compensation	114,038	105,564	76,243	73,736	73,736	73,736
5114.101	Health Insurance Medical	198,063	252,993	195,075	229,334	229,334	229,334
5114.102	Health Insurance Dental	24,909	-	26,694	-	-	-
5114.103	Health Insurance Vision	2,177	-	2,212	-	-	-
5115	Unemployment Compensation	4,937	-	11,039	-	-	-
5116.101	Life and Disability Insurance Life & Disab.	3,859	16,711	3,910	15,862	15,862	15,862
5116.102	Life and Disability Insurance Long Term/Short Term Disability	10,353	-	10,720	-	-	-
5119.100	Retiree Costs Medical Insurance	143,591	154,019	133,960	157,383	157,383	157,383
5122	Accrual Bank Payoff	3,288	-	15,102	-	-	-
5199.130	Other Payroll Expenses Interfund Payroll Transfers	(86,985)	(93,478)	(93,478)	(108,955)	(108,955)	(108,955)
5202.100	Operating Supplies General	21,202	44,333	34,109	48,050	48,050	48,050
5204	Subscriptions and Code Books	1,235	500	411	500	500	500
5209.101	Auto Fuel Expense Town Vehicles	80,917	70,000	59,991	70,000	70,000	70,000
5213.100	Professional/Contract Services General	7,389	10,200	7,744	12,200	12,200	12,200

TOWN OF PARADISE
Fiscal Year 2023/24 Budget

Account Number	Description	2022	2023	2023	2024	2024	2024
		Actual Amount	Amended Budget	Estimated Amount	Department Requested	Manager Recommend	Town Council Adopted
5214.100	Repair and Maint Service General	810	1,500	1,039	3,500	3,500	3,500
5216.100	Communications General Services	33,728	98,281	98,269	37,700	37,700	37,700
5218.100	Advertising General	235	200	-	200	200	200
5220.100	Employee Development General	-	-	138	-	-	-
5220.110	Employee Development Education Reimb MOU Program	-	200	-	200	200	200
5223.105	Meals and Refreshments Emergencies and Meetings	26	-	-	-	-	-
5224	Travel Expenses - Lodging, Airfare, Incidentals	146	-	-	-	-	-
5304	Furniture & Equipment	8,750	3,000	522	2,500	2,500	2,500
5305	Vehicles	-	75,000	71,000	-	-	-
5501	Debt Service Payment - Principal	10,861	10,861	11,834	10,861	10,861	10,861
EXPENSE GRAND Totals:		3,604,034	4,023,282	3,949,605	3,929,097	3,929,097	3,929,097

Town of Paradise

Budget Transactions Report
Budget Year of 2023/24

G/L Account	Transaction	Number of Units	Cost per Unit	Total Amount	
EXPENSES					
Fund	1010 - General Fund				
Department	30 - Police				
Program	4520 - Police Operations				
Account	5199.130 - Other Payroll Expenses Interfund Payroll Transfers				
1010.30.4520.5199.130	SLESF (COPS Grant)	1.0000	(108,955.00)	(108,955.00)	
	Account	5199.130 - Other Payroll Expenses Interfund Payroll Transfers Totals	Transactions	1	<u>(108,955.00)</u>
Account	5202.100 - Operating Supplies General				
1010.30.4520.5202.100	Air / Bloodborne Pathogen Training	1.0000	450.00	450.00	
1010.30.4520.5202.100	Bulletproof Vests	7.0000	1,000.00	7,000.00	
1010.30.4520.5202.100	Cell Phones for IRIMS	1.0000	500.00	500.00	
1010.30.4520.5202.100	CSI Equipment/Supplies	1.0000	1,100.00	1,100.00	
1010.30.4520.5202.100	DefensiveTactics Equipment/Supplies	1.0000	4,600.00	4,600.00	
1010.30.4520.5202.100	Narcotic Testing Kits	1.0000	1,200.00	1,200.00	
1010.30.4520.5202.100	New/Current Officer Supplies/Equipment	1.0000	5,250.00	5,250.00	
1010.30.4520.5202.100	Nomex fire protection equipment	1.0000	15,000.00	15,000.00	
1010.30.4520.5202.100	PAS Devices	1.0000	1,450.00	1,450.00	
1010.30.4520.5202.100	Patrol Ammunitions and Targets	1.0000	7,500.00	7,500.00	
1010.30.4520.5202.100	Patrol Vehicle First Aid Kits	1.0000	1,300.00	1,300.00	
1010.30.4520.5202.100	Taser Cartridges / Supplies	1.0000	2,700.00	2,700.00	
	Account	5202.100 - Operating Supplies General Totals	Transactions	12	<u>\$48,050.00</u>
Account	5204 - Subscriptions and Code Books				
1010.30.4520.5204	Penal/Vehicle Code Books	1.0000	500.00	500.00	
	Account	5204 - Subscriptions and Code Books Totals	Transactions	1	<u>\$500.00</u>
Account	5209.101 - Auto Fuel Expense Town Vehicles				
1010.30.4520.5209.101	Department Vehicles	1.0000	70,000.00	70,000.00	
	Account	5209.101 - Auto Fuel Expense Town Vehicles Totals	Transactions	1	<u>\$70,000.00</u>

Town of Paradise

Budget Transactions Report
Budget Year of 2023/24

G/L Account	Transaction	Number of Units	Cost per Unit	Total Amount
Account 5213.100 - Professional/Contract Services General				
1010.30.4520.5213.100	Officer Exams/Hep B	1.0000	1,000.00	1,000.00
1010.30.4520.5213.100	Preemployment Background	2.0000	2,500.00	5,000.00
1010.30.4520.5213.100	SART/Fingerprint/Gunshot Exams	1.0000	5,000.00	5,000.00
1010.30.4520.5213.100	Towing Evidence	1.0000	1,200.00	1,200.00
Account 5213.100 - Professional/Contract Services General Totals		Transactions	4	<u>\$12,200.00</u>
Account 5214.100 - Repair and Maint Service General				
1010.30.4520.5214.100	Drone Maintenance	1.0000	2,000.00	2,000.00
1010.30.4520.5214.100	MDC Repairs	1.0000	500.00	500.00
1010.30.4520.5214.100	Speedometer Calibration	1.0000	1,000.00	1,000.00
Account 5214.100 - Repair and Maint Service General Totals		Transactions	2	<u>\$3,500.00</u>
Account 5216.100 - Communications General Services				
1010.30.4520.5216.100	Public Safety Radio System - Monthly Maint (68 units)	1.0000	37,700.00	37,700.00
Account 5216.100 - Communications General Services Totals		Transactions	1	<u>\$37,700.00</u>
Account 5218.100 - Advertising General				
1010.30.4520.5218.100	Bids	1.0000	200.00	200.00
Account 5218.100 - Advertising General Totals		Transactions	1	<u>\$200.00</u>
Account 5220.100 - Employee Development General				
1010.30.4520.5220.100	Measure V Offset	1.0000	(40,000.00)	(40,000.00)
1010.30.4520.5220.100	Training for Officers, Sergeants and CSO	1.0000	40,000.00	40,000.00
Account 5220.100 - Employee Development General Totals		Transactions	2	<u>\$0.00</u>
Account 5220.110 - Employee Development Education Reimb MOU Program				
1010.30.4520.5220.110	Education Reimbursement Per MOU	1.0000	200.00	200.00
Account 5220.110 - Employee Development Education Reimb MOU Program Totals		Transactions	1	<u>\$200.00</u>
Account 5304 - Furniture & Equipment				
1010.30.4520.5304	Office Chairs / Equipment	1.0000	2,500.00	2,500.00
Account 5304 - Furniture & Equipment Totals		Transactions	1	<u>\$2,500.00</u>
Account 5501 - Debt Service Payment - Principal				
1010.30.4520.5501	Tasers - Payments to Axon	1.0000	10,861.20	10,861.00
Account 5501 - Debt Service Payment - Principal Totals		Transactions	1	<u>\$10,861.00</u>

TOWN OF PARADISE
Fiscal Year 2023/24 Budget

Account Number	Description	2022 Actual Amount	2023 Amended Budget	2023 Estimated Amount	2024 Department Requested	2024 Manager Recommend	2024 Town Council Adopted
Fund: 2070 - Animal Control							
Department: 30 - Police							
Program: 4540 - Police - Animal Control							
Expenditures							
	5100 Personnel Services	279,742	334,005	237,684	346,969	346,969	346,969
	5200 Supplies and Services	70,001	68,483	68,864	76,670	76,670	76,670
	5300 Capital Outlay	106,229	115,500	110,948	607,852	607,852	607,852
	5500 Debt Service	-	-	-	-	-	-
Total Expenditures		455,971	517,988	417,497	1,031,491	1,031,491	1,031,491
Revenues							
	Service Fees	22,035	18,421	18,326	18,421	18,421	18,421
	Fines and Forfeitures	4,950	500	-	500	500	500
	Other (Includes Measure N)	144,573	130,000	123,410	130,000	130,000	130,000
Total Revenues		171,558	148,921	141,737	148,921	148,921	148,921
Net Income		(284,413)	(369,067)	(275,760)	(882,570)	(882,570)	(882,570)
Transfers In		339,306	435,411	435,359	769,769	769,769	769,769
Transfers (Out)		(54,357)	(66,344)	-	(75,316)	(75,316)	(75,316)
Ending Fund Balance		337	337	159,936	(28,181)	(28,181)	(28,181)

Fiscal Year 2023-2024 Personnel Allocation

Position/Title	Weekly Hours	Percent Allocated	Full Time Equiv	Allocated Wages & Benefits
Animal Control Supervisor	40	100%	1.00	105,946
Animal Control Officer (2)	36	100%	1.80	168,911
Office Assistant III	30	100%	0.75	61,822
		Total	3.55	336,678

TOWN OF PARADISE
Fiscal Year 2023/24 Budget

Account Number	Description	2022	2023	2023	2024	2024	2024
		Actual Amount	Amended Budget	Estimated Amount	Department Requested	Manager Recommend	Town Council Adopted
Fund: 2070 - Animal Control							
REVENUES							
Department: 30 - Police							
Program: 4540 - Police - Animal Control							
3120.330	Other Taxes Voter Appointed Parcel Tax	131,776	130,000	123,410	130,000	130,000	130,000
3380.105	Local Government Revenue Fines and Citations Animal Cntrl	4,950	500	-	500	500	500
3410.113	Administrative Services Document Copying	-	25	4	25	25	25
3410.150	Administrative Services Late Fees	373	250	290	250	250	250
3410.160	Administrative Services Administrative Citation Hearing	-	-	-	-	-	-
3455.200	Animal Control Adoption Fees	5,451	4,500	3,668	4,500	4,500	4,500
3455.205	Animal Control Surrender/Euth/Disp Fees	393	500	354	500	500	500
3455.210	Animal Control Dog Licenses	8,021	6,296	8,487	6,296	6,296	6,296
3455.215	Animal Control Dangerous/Wild Animal Permit	122	-	267	-	-	-
3455.225	Animal Control Impound/Quarantine Fees	6,545	6,000	4,379	6,000	6,000	6,000
3455.226	Animal Control Impound Unaltered State Fee	1,130	850	877	850	850	850
3901.100	Refunds and Reimbursements Miscellaneous	12,789	-	-	-	-	-
3902.100	Miscellaneous Revenue General	8	-	(0)	-	-	-
3910.010	Transfers In From General Fund	288,954	367,494	367,494	355,000	355,000	355,000
3910.095	Transfers In From COVID-19 Fund	-	-	-	400,000	400,000	400,000
3910.138	Transfers In From USDA Fund	46,852	61,000	60,948	7,852	7,852	7,852
3910.811	Transfers In From Animal Control Donations	3,500	6,917	6,917	6,917	6,917	6,917
REVENUES Total		510,864	584,332	577,096	918,690	918,690	918,690
EXPENSES							
Department: 30 - Police							
Program: 4540 - Police - Animal Control							
5101	Salaries - Permanent	173,551	215,048	137,775	220,828	220,828	220,828
5103.102	Differential Pay Out of Class	1,042	-	1,173	-	-	-
5104	Wages - PS Holiday Pay	8,606	10,273	6,898	10,505	10,505	10,505
5105	Salaries - Overtime/FLSA	1,360	2,500	5,198	2,500	2,500	2,500
5109.100	Allowances Uniform Allowance	2,359	2,558	1,874	2,558	2,558	2,558
5111	Medicare	2,572	3,340	2,062	3,428	3,428	3,428
5112.101	Retirement Contribution PERS	39,508	43,023	38,511	40,563	40,563	40,563
5113	Worker's Compensation	12,488	11,603	8,380	7,834	7,834	7,834
5114.101	Health Insurance Medical	23,003	33,194	21,690	45,257	45,257	45,257
5114.102	Health Insurance Dental	3,287	-	2,162	-	-	-

**TOWN OF PARADISE
Fiscal Year 2023/24 Budget**

Account Number	Description	2022	2023	2023	2024	2024	2024
		Actual Amount	Amended Budget	Estimated Amount	Department Requested	Manager Recommend	Town Council Adopted
5114.103	Health Insurance Vision	185	-	121	-	-	-
5115	Unemployment Compensation	-	-	941	-	-	-
5116.101	Life and Disability Insurance Life & Disab.	867	3,171	700	3,205	3,205	3,205
5116.102	Life and Disability Insurance Long Term/Short Term Disability	2,078	-	1,434	-	-	-
5119.100	Retiree Costs Medical Insurance	8,837	9,295	8,767	10,291	10,291	10,291
5201.100	Office Supplies General	30	475	325	750	750	750
5202.100	Operating Supplies General	8,611	9,900	4,503	18,912	18,912	18,912
5203.100	Repairs and Maint Supplies General	1,933	1,000	103	1,000	1,000	1,000
5204	Subscriptions and Code Books	144	180	157	180	180	180
5209.101	Auto Fuel Expense Town Vehicles	6,049	7,000	4,629	7,000	7,000	7,000
5210.100	Postage General	1	-	-	50	50	50
5211.135	Utilities Water and Sewer	528	1,055	383	1,055	1,055	1,055
5211.137	Utilities Electric and Gas	4,841	4,125	6,355	4,125	4,125	4,125
5211.139	Utilities Propane	4,015	5,000	5,858	5,000	5,000	5,000
5213.100	Professional/Contract Services General	29,489	16,050	31,140	16,050	16,050	16,050
5214.100	Repair and Maint Service General	8,894	10,637	8,026	9,987	9,987	9,987
5215.100	Rents and Leases Miscellaneous	-	1	-	1	1	1
5216.100	Communications General Services	2,419	2,630	1,613	2,680	2,680	2,680
5219.100	Printing General	42	400	-	1,350	1,350	1,350
5220.100	Employee Development General	1,532	8,750	5,126	7,250	7,250	7,250
5223.101	Meals and Refreshments Employee Meals-MOU Overtime	-	30	-	30	30	30
5225	Bank Fees and Charges	1,473	1,250	647	1,250	1,250	1,250
5303	Improvements	-	4,500	-	600,000	600,000	600,000
5305	Vehicles	106,229	111,000	110,948	7,852	7,852	7,852
5910.010	Transfers Out To General Fund	54,357	66,344	-	75,316	75,316	75,316
EXPENSES Total		510,328	584,332	417,497	1,106,807	1,106,807	1,106,807
Fund Total: 2070 - Animal Control		537	-	159,599	(188,117)	(188,117)	(188,117)
ENDING FUND BALANCE		337	337	159,936	(28,181)	(28,181)	(28,181)

Town of Paradise

Budget Transactions Report Budget Year of 2023/24

G/L Account	Transaction	Number of Units	Cost per Unit	Total Amount	
EXPENSES					
Fund	2070 - Animal Control				
Department	30 - Police				
Program	4540 - Police - Animal Control				
Account	5201.100 - Office Supplies General				
2070.30.4540.5201.100	Copy Paper	1.0000	300.00	300.00	
2070.30.4540.5201.100	Office Supplies/Toner	1.0000	450.00	450.00	
	Account	5201.100 - Office Supplies General Totals	Transactions	2	<u>750.00</u>
Account	5202.100 - Operating Supplies General				
2070.30.4540.5202.100	AC Officer PPE and Supplies	1.0000	775.00	775.00	
2070.30.4540.5202.100	Animal Care and Feeding	1.0000	14,325.00	14,325.00	
2070.30.4540.5202.100	Microchips for Adoptions (Reimbursed through adoptions)	1.0000	2,100.00	2,100.00	
2070.30.4540.5202.100	Misc. Operating Supplies	1.0000	1,485.00	1,485.00	
2070.30.4540.5202.100	Shelter Cleaning Supplies	1.0000	227.00	227.00	
	Account	5202.100 - Operating Supplies General Totals	Transactions	5	<u>\$18,912.00</u>
Account	5203.100 - Repairs and Maint Supplies General				
2070.30.4540.5203.100	Janitorial/Facility/Yard Supplies/Equipment	1.0000	1,000.00	1,000.00	
	Account	5203.100 - Repairs and Maint Supplies General Totals	Transactions	1	<u>\$1,000.00</u>
Account	5204 - Subscriptions and Code Books				
2070.30.4540.5204	AC / PC Code Books	1.0000	180.00	180.00	
	Account	5204 - Subscriptions and Code Books Totals	Transactions	1	<u>\$180.00</u>
Account	5209.101 - Auto Fuel Expense Town Vehicles				
2070.30.4540.5209.101	Gasoline for Animal Control Trucks	1.0000	7,000.00	7,000.00	
	Account	5209.101 - Auto Fuel Expense Town Vehicles Totals	Transactions	1	<u>\$7,000.00</u>
Account	5210.100 - Postage General				
2070.30.4540.5210.100	Postage	1.0000	50.00	50.00	
	Account	5210.100 - Postage General Totals	Transactions	1	<u>\$50.00</u>
Account	5211.135 - Utilities Water and Sewer				
2070.30.4540.5211.135	Water - 925 American Way	1.0000	1,055.00	1,055.00	
	Account	5211.135 - Utilities Water and Sewer Totals	Transactions	1	<u>\$1,055.00</u>
Account	5211.137 - Utilities Electric and Gas				
2070.30.4540.5211.137	Electricity - 925 American Way	1.0000	4,125.00	4,125.00	
	Account	5211.137 - Utilities Electric and Gas Totals	Transactions	1	<u>\$4,125.00</u>

Town of Paradise

Budget Transactions Report Budget Year of 2023/24

Account 5211.139 - Utilities Propane				
2070.30.4540.5211.139	Propane - 925 American Way/Pressure Washer	1.0000	5,000.00	5,000.00
		Account 5211.139 - Utilities Propane Totals	Transactions	1
				<u>\$5,000.00</u>
Account 5213.100 - Professional/Contract Services General				
2070.30.4540.5213.100	Background Investigation - PASH volunteers	1.0000	350.00	350.00
2070.30.4540.5213.100	Hearing Fees	1.0000	300.00	300.00
2070.30.4540.5213.100	Rendering - Town Facility Service	12.0000	1,200.00	14,400.00
2070.30.4540.5213.100	Veterinarian Service/Processing of Licenses	1.0000	1,000.00	1,000.00
		Account 5213.100 - Professional/Contract Services General Totals	Transactions	4
				<u>\$16,050.00</u>
Account 5214.100 - Repair and Maint Service General				
2070.30.4540.5214.100	Chameleon Annual License/Maintenance	1.0000	2,237.00	2,237.00
2070.30.4540.5214.100	Chameleon On-Line License	1.0000	3,971.00	3,971.00
2070.30.4540.5214.100	Equipment Repairs & Maintenance	1.0000	2,600.00	2,600.00
2070.30.4540.5214.100	Facility Maintenance/Repair/Septic Pumped	1.0000	550.00	550.00
2070.30.4540.5214.100	Pest Control	1.0000	504.00	504.00
2070.30.4540.5214.100	Potable Water Supply	1.0000	125.00	125.00
		Account 5214.100 - Repair and Maint Service General Totals	Transactions	6
				<u>\$9,987.00</u>
Account 5215.100 - Rents and Leases Miscellaneous				
2070.30.4540.5215.100	Propane Tank Rental	1.0000	1.00	1.00
		Account 5215.100 - Rents and Leases Miscellaneous Totals	Transactions	1
				<u>\$1.00</u>
Account 5216.100 - Communications General Services				
2070.30.4540.5216.100	Cell Phone Service - 3	1.0000	1,600.00	1,600.00
2070.30.4540.5216.100	Landlines	1.0000	1,080.00	1,080.00
		Account 5216.100 - Communications General Services Totals	Transactions	2
				<u>\$2,680.00</u>
Account 5219.100 - Printing General				
2070.30.4540.5219.100	Business Cards	1.0000	300.00	300.00
2070.30.4540.5219.100	Citations	1.0000	300.00	300.00
2070.30.4540.5219.100	Door Hangers/Brochures	1.0000	500.00	500.00
2070.30.4540.5219.100	License Renewal Cards	1.0000	250.00	250.00
		Account 5219.100 - Printing General Totals	Transactions	4
				<u>\$1,350.00</u>
Account 5220.100 - Employee Development General				
2070.30.4540.5220.100	AC Officer Training	2.0000	2,500.00	5,000.00
2070.30.4540.5220.100	AC Supervisor Training	1.0000	2,000.00	2,000.00
2070.30.4540.5220.100	State Humane Assoc. Membership	1.0000	100.00	100.00
2070.30.4540.5220.100	Uniforms	1.0000	150.00	150.00

Town of Paradise

Budget Transactions Report Budget Year of 2023/24

		Account 5220.100 - Employee Development General Totals	Transactions	4	<u>\$7,250.00</u>
	Account 5223.101 - Meals and Refreshments Employee Meals-MOU Overtime				
2070.30.4540.5223.101	Meal Per MOU		1.0000	30.00	30.00
		Account 5223.101 - Meals and Refreshments Employee Meals-MOU Overtime Totals	Transactions	1	<u>\$30.00</u>
	Account 5225 - Bank Fees and Charges				
2070.30.4540.5225	Merchant Fees		1.0000	1,250.00	1,250.00
		Account 5225 - Bank Fees and Charges Totals	Transactions	1	<u>\$1,250.00</u>
	Account 5303 - Improvements				
2070.30.4540.5303	SP.AC Shelter Expansion FY24 (Incl. \$60k conting./\$40k fencing)		1.0000	600,000.00	600,000.00
		Account 5303 - Improvements Totals	Transactions	1	<u>\$600,000.00</u>
	Account 5305 - Vehicles				
2070.30.4540.5305	Animal Control Truck Lights & Radio Install (Approved FY22-23)		1.0000	7,852.00	7,852.00
		Account 5305 - Vehicles Totals	Transactions	1	<u>\$7,852.00</u>
	Account 5910.010 - Transfers Out To General Fund				
2070.30.4540.5910.010	Central Services Allocation		1.0000	40,948.00	51,684.00
2070.30.4540.5910.010	Pension Obligation Bond		1.0000	25,396.00	23,632.00
		Account 5910.010 - Transfers Out To General Fund Totals	Transactions	2	<u>\$75,316.00</u>

**TOWN OF PARADISE
Fiscal Year 2023/24 Budget**

Account Number	Description	2022 Actual Amount	2023 Amended Budget	2023 Estimated Amount	2024 Department Requested	2024 Manager Recommend	2024 Town Council Adopted
Fund: 1010 - General Fund							
Department: 30 - Police							
Program: 4530 - Public Safety Communications							
Expenditures							
	5100 Personnel Services	218,071	398,918	274,041	675,791	675,791	675,791
	5200 Supplies and Services	439,972	482,958	371,403	414,557	414,557	414,557
	5300 Capital Outlay	-	5,000	1,455	22,500	22,500	22,500
Total Expenditures		658,043	886,876	646,899	1,112,848	1,112,848	1,112,848
Revenues							
	Service Fees						
	Fines and Forfeitures						
	Other						
Total Revenues		-	-	-	-	-	-
Net General Fund Support		658,043	886,876	646,899	1,112,848	1,112,848	1,112,848

Fiscal Year 2023-2024 Personnel Allocation

Position/Title	Weekly Hours	Percent Allocated	Full Time Equiv	Allocated Wages & Benefits
Support Services Supervisor	40	100%	1.00	144,009
Public Safety Dispatcher (4)	40	100%	4.00	415,200
Property and Evidence Tech	40	100%	1.00	111,488
		Total	6.00	670,697

TOWN OF PARADISE
Fiscal Year 2023/24 Budget

Account Number	Description	2022	2023	2023	2024	2024	2024
		Actual Amount	Amended Budget	Estimated Amount	Department Requested	Manager Recommend	Town Council Adopted
Fund: 1010 - General Fund							
EXPENSES							
Department: 30 - Police							
Program: 4530 - Public Safety Communications							
5101	Salaries - Permanent	129,489	234,335	159,669	382,868	382,868	382,868
5104	Wages - PS Holiday Pay	3,744	10,718	9,014	18,611	18,611	18,611
5105	Salaries - Overtime/FLSA	1,783	1,000	4,029	50,000	50,000	50,000
5106.100	Incentives & Admin Leave Administrative Leave	-	-	2,271	-	-	-
5106.101	Incentives & Admin Leave School Incentive	3,284	13,767	6,320	23,162	23,162	23,162
5106.200	Incentives & Admin Leave Gym Reimbursement	360	90	490	480	480	480
5109.100	Allowances Uniform Allowance	1,364	3,228	1,649	4,592	4,592	4,592
5109.101	Allowances Boot Allowance	500	-	545	-	-	-
5111	Medicare	1,705	3,968	2,204	6,956	6,956	6,956
5112.101	Retirement Contribution PERS	28,250	51,845	47,121	72,794	72,794	72,794
5113	Worker's Compensation	3,085	4,888	3,530	5,208	5,208	5,208
5114.101	Health Insurance Medical	28,851	63,624	37,133	100,734	100,734	100,734
5114.102	Health Insurance Dental	4,280	-	5,275	-	-	-
5114.103	Health Insurance Vision	306	-	376	-	-	-
5115	Unemployment Compensation	-	-	1,007	-	-	-
5116.101	Life and Disability Insurance Life & Disab.	506	3,520	606	5,292	5,292	5,292
5116.102	Life and Disability Insurance Long Term/Short Term Disability	1,346	-	1,589	-	-	-
5119.100	Retiree Costs Medical Insurance	70,577	74,720	56,793	72,528	72,528	72,528
5122	Accrual Bank Payoff	-	-	1,207	-	-	-
5199.130	Other Payroll Expenses Interfund Payroll Transfers	(61,358)	(66,785)	(66,785)	(67,434)	(67,434)	(67,434)
5202.100	Operating Supplies General	656	2,200	1,102	3,100	3,100	3,100
5204	Subscriptions and Code Books	160	190	186	190	190	190
5213.100	Professional/Contract Services General	374,595	352,008	310,836	352,508	352,508	352,508
5214.100	Repair and Maint Service General	22,310	96,310	24,525	26,509	26,509	26,509
5216.100	Communications General Services	39,133	13,200	11,604	13,200	13,200	13,200

TOWN OF PARADISE
Fiscal Year 2023/24 Budget

Account Number	Description	2022	2023	2023	2024 Department	2024	2024
		Actual Amount	Amended Budget	Estimated Amount	Requested	Manager Recommend	Town Council Adopted
5218.100	Advertising General	-	10,600	13,381	10,600	10,600	10,600
5220.100	Employee Development General	3,117	8,450	9,770	8,450	8,450	8,450
5303	Improvements	-	-	-	15,000	15,000	15,000
5304	Furniture & Equipment	-	5,000	1,455	7,500	7,500	7,500
EXPENSE GRAND Totals:		658,043	886,876	646,899	1,112,848	1,112,848	1,112,848

Town of Paradise

Budget Transactions Report
Budget Year of 2023/24

G/L Account	Transaction	Number of Units	Cost per Unit	Total Amount
EXPENSES				
Fund	1010 - General Fund			
Department	30 - Police			
Program	4530 - Public Safety Communications			
Account	5199.130 - Other Payroll Expenses Interfund Payroll Transfers			
1010.30.4530.5199.130	SLESF (COPS Grant) Property & Evidence Technician 65%	1.0000	(67,434.00)	(67,434.00)
	Account 5199.130 - Other Payroll Expenses Interfund Payroll Transfers Totals	Transactions	1	<u>(\$67,434.00)</u>
Account	5202.100 - Operating Supplies General			
1010.30.4530.5202.100	Desktop Scanners	1.0000	600.00	600.00
1010.30.4530.5202.100	Dispatch Supplies	1.0000	1,000.00	1,000.00
1010.30.4530.5202.100	Property/Evidence Supplies	1.0000	1,500.00	1,500.00
	Account 5202.100 - Operating Supplies General Totals	Transactions	3	<u>\$3,100.00</u>
Account	5204 - Subscriptions and Code Books			
1010.30.4530.5204	2020 National Law Enforcement Directory	1.0000	190.00	190.00
	Account 5204 - Subscriptions and Code Books Totals	Transactions	1	<u>\$190.00</u>
Account	5213.100 - Professional/Contract Services General			
1010.30.4530.5213.100	Background Investigations (2 Dispatchers)	2.0000	3,000.00	6,000.00
1010.30.4530.5213.100	Butte County Sheriff Dispatch Service - 3 FTE	12.0000	28,834.00	346,008.00
1010.30.4530.5213.100	Hep B	1.0000	500.00	500.00
	Account 5213.100 - Professional/Contract Services General Totals	Transactions	3	<u>\$352,508.00</u>
Account	5214.100 - Repair and Maint Service General			
1010.30.4530.5214.100	Console Cleaning Service	1.0000	1,400.00	1,400.00
1010.30.4530.5214.100	Mobile RIMS - IRims Maintenance	1.0000	2,600.00	2,600.00
1010.30.4530.5214.100	RIMS Annual Maintenance/Support	1.0000	22,509.00	22,509.00
	Account 5214.100 - Repair and Maint Service General Totals	Transactions	3	<u>\$26,509.00</u>
Account	5216.100 - Communications General Services			
1010.30.4530.5216.100	Circuit Lines	12.0000	140.00	1,680.00
1010.30.4530.5216.100	Circuit to Butte County Sheriff	12.0000	110.00	1,320.00
1010.30.4530.5216.100	Landlines	12.0000	850.00	10,200.00
	Account 5216.100 - Communications General Services Totals	Transactions	3	<u>\$13,200.00</u>
Account	5218.100 - Advertising General			
1010.30.4530.5218.100	Recruitment for New Dispatcher Positions	1.0000	10,600.00	10,600.00
	Account 5218.100 - Advertising General Totals	Transactions	1	<u>\$10,600.00</u>

Town of Paradise

Budget Transactions Report
Budget Year of 2023/24

Account 5220.100 - Employee Development General				
1010.30.4530.5220.100	Employee Training / Conference	1.0000	6,000.00	6,000.00
1010.30.4530.5220.100	Memberships	1.0000	450.00	450.00
1010.30.4530.5220.100	Property and Evidence Training	1.0000	2,000.00	2,000.00
Account 5220.100 - Employee Development General Totals		Transactions	3	<u>\$8,450.00</u>
Account 5303 - Improvements				
1010.30.4530.5303	PD Evidence Room HVAC & Electrical	1.0000	15,000.00	15,000.00
Account 5303 - Improvements Totals		Transactions	1	<u>\$15,000.00</u>
Account 5304 - Furniture & Equipment				
1010.30.4530.5304	Dispatch Console 1	1.0000	5,000.00	5,000.00
1010.30.4530.5304	Office Furniture for PD Evidence Room	1.0000	2,500.00	2,500.00

FY 2023/2024

Fire Department

Administration, Suppression & Volunteers

TOWN OF PARADISE
Fiscal Year 2023/24 Budget

Account Number	Description	2022 Actual Amount	2023 Amended Budget	2023 Estimated Amount	2024 Department Requested	2024 Manager Recommend	2024 Town Council Adopted
Fund: 1010 - General Fund							
Department: 35 - Fire							
Program: 4610 - Fire - Administrative							
Expenditures							
	5100 Personnel Services	183,204	216,242	211,124	223,555	223,555	223,555
	5200 Supplies and Services	71,025	80,146	89,972	89,595	89,595	89,595
	5300 Capital Outlay	-	35,100	43,499	18,000	18,000	18,000
Total Expenditures		254,229	331,488	344,595	331,150	331,150	331,150
Revenues							
	Service Fees						
	Fines and Forfeitures						
	Other						
Total Revenues		-	-	-	-	-	-
Transfers In							
Transfers (Out)		-	-	-	-	-	-
Net General Fund Support		254,229	331,488	344,595	331,150	331,150	331,150

Fiscal Year 2023-2024 Personnel Allocation

Position/Title	Weekly Hours	Percent Allocated	Full Time Equiv	Allocated Wages & Benefits
Administrative Assistant	24	100%	0.60	46,321
Fire Prevention Inspector II	40	33%	0.33	33,451
Fire Prevention Inspector II	40	80%	0.80	81,095
		Total	1.73	160,867
Allocation to Other Programs				
Fire Prevention Inspector II		BSWW 67%		
Fire Prevention Inspector		BSWW 20%		

**TOWN OF PARADISE
Fiscal Year 2023/24 Budget**

Account Number	Description	2022	2023	2023	2024	2024	2024
		Actual Amount	Amended Budget	Estimated Amount	Department Requested	Manager Recommend	Town Council Adopted
Fund: 1010 - General Fund							
EXPENSES							
Department: 35 - Fire							
Program: 4610 - Fire - Administrative							
5101	Salaries - Permanent	95,828	122,922	116,021	127,680	127,680	127,680
5105	Salaries - Overtime/FLSA	34	-	-	-	-	-
5106.200	Incentives & Admin Leave Gym Reimbursement	-	60	-	-	-	-
5109.100	Allowances Uniform Allowance	566	636	770	636	636	636
5109.101	Allowances Boot Allowance	565	700	616	700	700	700
5111	Medicare	1,522	1,802	1,821	1,871	1,871	1,871
5112.101	Retirement Contribution PERS	18,158	22,496	23,064	21,079	21,079	21,079
5113	Worker's Compensation	2,436	2,299	1,660	1,377	1,377	1,377
5114.101	Health Insurance Medical	7,617	10,466	11,594	10,466	10,466	10,466
5114.102	Health Insurance Dental	-	-	341	-	-	-
5114.103	Health Insurance Vision	-	-	26	-	-	-
5115	Unemployment Compensation	-	-	834	-	-	-
5116.101	Life and Disability Insurance Life & Disab.	372	1,630	441	1,644	1,644	1,644
5116.102	Life and Disability Insurance Long Term/Short Term Disability	927	-	1,194	-	-	-
5119.100	Retiree Costs Medical Insurance	55,180	53,231	52,740	58,102	58,102	58,102
5201.100	Office Supplies General	212	400	173	400	400	400
5202.100	Operating Supplies General	1,574	3,450	3,906	3,450	3,450	3,450
5203.100	Repairs and Maint Supplies General	7,725	8,050	10,363	8,050	8,050	8,050
5209.101	Auto Fuel Expense Town Vehicles	-	500	88	500	500	500
5210.100	Postage General	255	300	396	300	300	300
5211.135	Utilities Water and Sewer	2,589	2,300	1,639	2,300	2,300	2,300
5211.137	Utilities Electric and Gas	30,466	27,000	37,540	27,000	27,000	27,000
5211.139	Utilities Propane	698	750	763	750	750	750
5213.100	Professional/Contract Services General	5,072	2,026	2,111	2,680	2,680	2,680
5214.100	Repair and Maint Service General	7,442	7,320	8,826	13,320	13,320	13,320
5215.106	Rents and Leases Copiers	802	780	735	780	780	780
5216.100	Communications General Services	14,192	16,270	13,119	15,065	15,065	15,065
5219.100	Printing General	-	11,000	9,831	15,000	15,000	15,000
5225	Bank Fees and Charges	-	-	481	-	-	-
5303	Improvements	-	35,100	42,318	10,000	10,000	10,000
5304	Furniture & Equipment	-	-	1,182	8,000	8,000	8,000
EXPENSE GRAND Totals:		254,229	331,488	344,595	331,150	331,150	331,150

Town of Paradise

Budget Transactions Report Budget Year of 2023/24

G/L Account	Transaction	Number of Units	Cost per Unit	Total Amount
EXPENSES				
Fund	1010 - General Fund			
Department	35 - Fire			
Program	4610 - Fire - Administrative			
Account	5201.100 - Office Supplies General			
1010.35.4610.5201.100	Office Supplies (not paper or ink)	1.0000	400.00	400.00
	Account 5201.100 - Office Supplies General Totals	Transactions	1	<u>400.00</u>
Account	5202.100 - Operating Supplies General			
1010.35.4610.5202.100	All Stations: Beds, bedding, chairs, appliances	1.0000	2,000.00	2,000.00
1010.35.4610.5202.100	Flag Replacement: US & CA	1.0000	300.00	300.00
1010.35.4610.5202.100	Miscellaneous Operating Supplies	1.0000	100.00	100.00
1010.35.4610.5202.100	Printer Ink Cartridges	1.0000	450.00	450.00
1010.35.4610.5202.100	Printer/Copier Paper	1.0000	600.00	600.00
	Account 5202.100 - Operating Supplies General Totals	Transactions	5	<u>\$3,450.00</u>
Account	5203.100 - Repairs and Maint Supplies General			
1010.35.4610.5203.100	All Stations: Consumable products (cleaning, paper products)	1.0000	2,600.00	2,600.00
1010.35.4610.5203.100	All Stations: Facility Maintenance	1.0000	4,450.00	4,450.00
1010.35.4610.5203.100	All Stations: Filters for Air Vac	1.0000	1,000.00	1,000.00
	Account 5203.100 - Repairs and Maint Supplies General Totals	Transactions	3	<u>\$8,050.00</u>
Account	5209.101 - Auto Fuel Expense Town Vehicles			
1010.35.4610.5209.101	Fuel for Fire Prevention Inspector	1.0000	500.00	500.00
	Account 5209.101 - Auto Fuel Expense Town Vehicles Totals	Transactions	1	<u>\$500.00</u>
Account	5210.100 - Postage General			
1010.35.4610.5210.100	Postage and Shipping	1.0000	300.00	300.00
	Account 5210.100 - Postage General Totals	Transactions	1	<u>\$300.00</u>
Account	5211.135 - Utilities Water and Sewer			
1010.35.4610.5211.135	Water Service - Station 81 and 82	1.0000	2,300.00	2,300.00
	Account 5211.135 - Utilities Water and Sewer Totals	Transactions	1	<u>\$2,300.00</u>
Account	5211.137 - Utilities Electric and Gas			
1010.35.4610.5211.137	Electric and Gas for Station 81 & 82	1.0000	27,000.00	27,000.00
	Account 5211.137 - Utilities Electric and Gas Totals	Transactions	1	<u>\$27,000.00</u>

Town of Paradise

Budget Transactions Report
Budget Year of 2023/24

G/L Account	Transaction	Number of Units	Cost per Unit	Total Amount
Account 5211.139 - Utilities Propane				
1010.35.4610.5211.139	All Stations: Propane for Barbeques	1.0000	750.00	750.00
		Account 5211.139 - Utilities Propane Totals	Transactions	1
				<u>\$750.00</u>
Account 5213.100 - Professional/Contract Services General				
1010.35.4610.5213.100	Access: St 81 Shredding Service	1.0000	780.00	780.00
1010.35.4610.5213.100	HazMat JPA (County of Butte Joint Agreement)	1.0000	1,200.00	1,200.00
1010.35.4610.5213.100	Lien Recording Fees	1.0000	150.00	150.00
1010.35.4610.5213.100	Security Service	1.0000	550.00	550.00
		Account 5213.100 - Professional/Contract Services General Totals	Transactions	4
				<u>\$2,680.00</u>
Account 5214.100 - Repair and Maint Service General				
1010.35.4610.5214.100	Accela Access- annual cost/FD portion	1.0000	2,400.00	2,400.00
1010.35.4610.5214.100	All Stations Cleaning: Carpets, blinds, recliners	1.0000	600.00	600.00
1010.35.4610.5214.100	All Stations: Appliance Repair	1.0000	200.00	200.00
1010.35.4610.5214.100	All Stations: Facility Repairs	1.0000	1,500.00	1,500.00
1010.35.4610.5214.100	Apparatus Bay Door Repairs & Maintenance	1.0000	1,000.00	1,000.00
1010.35.4610.5214.100	Repairs to Water Treatment System at St 81 and 82	1.0000	6,000.00	6,000.00
1010.35.4610.5214.100	St 81 Copier Monthly Maintenance/Usage	12.0000	35.00	420.00
1010.35.4610.5214.100	Station 81 & 82 Monthly Pest Control	12.0000	100.00	1,200.00
		Account 5214.100 - Repair and Maint Service General Totals	Transactions	8
				<u>\$13,320.00</u>
Account 5215.106 - Rents and Leases Copiers				
1010.35.4610.5215.106	Copier Lease	12.0000	65.00	780.00
		Account 5215.106 - Rents and Leases Copiers Totals	Transactions	1
				<u>\$780.00</u>
Account 5216.100 - Communications General Services				
1010.35.4610.5216.100	Circuit Lines	12.0000	560.00	6,720.00
1010.35.4610.5216.100	Data for Tablets	12.0000	350.00	4,200.00
1010.35.4610.5216.100	Fire Prevention Inspector Cell Phone	12.0000	25.00	300.00
1010.35.4610.5216.100	Internet Connection - Station 82	12.0000	145.00	1,740.00
1010.35.4610.5216.100	Radio System - Monthly Maint. Fee (2 units) (Fire 60%/CDD 40%)	2.0000	332.50	665.00
1010.35.4610.5216.100	Telephone Lines	12.0000	120.00	1,440.00
		Account 5216.100 - Communications General Services Totals	Transactions	6
				<u>\$15,065.00</u>
Account 5219.100 - Printing General				
1010.35.4610.5219.100	Printing Flyers and Mailers for Fire Safety	1.0000	15,000.00	15,000.00
		Account 5219.100 - Printing General Totals	Transactions	1
				<u>\$15,000.00</u>

Town of Paradise

Budget Transactions Report
Budget Year of 2023/24

G/L Account	Transaction	Number of Units	Cost per Unit	Total Amount	
Account 5303 - Improvements					
1010.35.4610.5303	Apparatus Bay Door Replacement	1.0000	8,000.00	8,000.00	
1010.35.4610.5303	Electric Bay Door Opener	1.0000	2,000.00	2,000.00	
		Account 5303 - Improvements Totals	Transactions	2	<u>\$10,000.00</u>
Account 5304 - Furniture & Equipment					
1010.35.4610.5304	Furniture after Station 81 Remodel	1.0000	2,000.00	2,000.00	
1010.35.4610.5304	Upgrade VHF Radio System Station 81	1.0000	6,000.00	6,000.00	
		Account 5304 - Furniture & Equipment Totals	Transactions	2	<u>\$8,000.00</u>

TOWN OF PARADISE
Fiscal Year 2023/24 Budget

Account Number	Description	2022 Actual Amount	2023 Amended Budget	2023 Estimated Amount	2024 Department Requested	2024 Manager Recommend	2024 Town Council Adopted
Fund: 1010 - General Fund							
Department: 35 - Fire							
Program: 4630 - Fire - Suppression							
Expenditures							
	5100 Personnel Services	277,654	388,649	397,506	389,547	389,547	389,547
	5200 Supplies and Services *	3,857,049	4,367,304	3,985,300	4,434,851	4,434,851	4,434,851
	5300 Capital Outlay	28,109	681,420	790,728	61,420	61,420	61,420
	5500 Debt Service	68,738	68,738	68,738	-	-	-
Total Expenditures		4,231,550	5,506,111	5,242,272	4,885,818	4,885,818	4,885,818
Revenues							
	Service Fees						
	Fines and Forfeitures						
	Other						
Total Revenues		-	-	-	-	-	-
Net General Fund Support		4,231,550	5,506,111	5,242,272	4,885,818	4,885,818	4,885,818

* \$250,000 of CAL FIRE funded by Measure "V"

TOWN OF PARADISE
Fiscal Year 2023/24 Budget

Account Number	Description	2022 Actual Amount	2023 Amended Budget	2023 Estimated Amount	2024 Department Requested	2024 Manager Recommend	2024 Town Council Adopted
Fund: 1010 - General Fund							
EXPENSES							
Department: 35 - Fire							
Program: 4630 - Fire - Suppression							
5112.101	Retirement Contribution PERS	112,411	224,287	244,372	218,123	218,123	218,123
5119.100	Retiree Costs Medical Insurance	165,243	164,362	153,134	171,424	171,424	171,424
5202.100	Operating Supplies General	8,712	12,750	12,552	12,750	12,750	12,750
5203.100	Repairs and Maint Supplies General	1,984	4,450	5,596	4,450	4,450	4,450
5209.101	Auto Fuel Expense Town Vehicles	28,822	19,000	22,048	19,000	19,000	19,000
5213.100	Professional/Contract Services General	3,813,964	4,320,404	3,937,340	4,386,451	4,386,451	4,386,451
5214.100	Repair and Maint Service General	3,603	9,750	7,576	11,250	11,250	11,250
5214.116	Repair and Maint Service Communication Devices	-	-	-	-	-	-
5216.100	Communications General Services	-	-	-	-	-	-
5220.100	Employee Development General	(50)	500	187	500	500	500
5223.105	Meals and Refreshments Emergencies and Meetings	14	200	-	200	200	200
5269.135	Emergency Incident Costs Fire Related	-	250	-	250	250	250
5303	Improvements	-	-	-	-	-	-
5304	Furniture & Equipment	23,158	22,420	36,345	22,420	22,420	22,420
5305	Vehicles	4,952	659,000	754,384	39,000	39,000	39,000
5501	Debt Service Payment - Principal	68,738	68,738	68,738	-	-	-
EXPENSE GRAND Totals:		4,231,550	5,506,111	5,242,272	4,885,818	4,885,818	4,885,818

Town of Paradise

Budget Transactions Report
Budget Year of 2023/24

G/L Account	Transaction	Number of Units	Cost per Unit	Total Amount
EXPENSES				
Fund	1010 - General Fund			
Department	35 - Fire			
Program	4630 - Fire - Suppression			
Account	5202.100 - Operating Supplies General			
1010.35.4630.5202.100	Batteries (AA, AAA, C, D, phone)	1.0000	1,300.00	1,300.00
1010.35.4630.5202.100	EMS Equipment & Supplies	1.0000	5,000.00	5,000.00
1010.35.4630.5202.100	EMS Oxygen (Bottle exchange)	1.0000	1,200.00	1,200.00
1010.35.4630.5202.100	Engine Supplies	1.0000	1,250.00	1,250.00
1010.35.4630.5202.100	Foam (Class A & B) & Haz Mat Supplies	1.0000	1,500.00	1,500.00
1010.35.4630.5202.100	Handtool Replacement	1.0000	1,000.00	1,000.00
1010.35.4630.5202.100	PPE: Eyes, Ears, Tape, Etc	1.0000	1,500.00	1,500.00
	Account 5202.100 - Operating Supplies General Totals	Transactions	7	\$12,750.00
Account	5203.100 - Repairs and Maint Supplies General			
1010.35.4630.5203.100	Apparatus Cleaning Supplies	1.0000	150.00	150.00
1010.35.4630.5203.100	Apparatus Equipment Repairs	1.0000	500.00	500.00
1010.35.4630.5203.100	HT Radio Parts	1.0000	1,850.00	1,850.00
1010.35.4630.5203.100	Mobile Radio Replacement/Repairs	1.0000	750.00	750.00
1010.35.4630.5203.100	SCBA: Air System Maintenance/Supplies	1.0000	450.00	450.00
1010.35.4630.5203.100	Small Engine & Equipment Repair/Maintenance	1.0000	750.00	750.00
	Account 5203.100 - Repairs and Maint Supplies General Totals	Transactions	6	\$4,450.00
Account	5209.101 - Auto Fuel Expense Town Vehicles			
1010.35.4630.5209.101	Gasoline for Engines and Trucks	1.0000	19,000.00	19,000.00
	Account 5209.101 - Auto Fuel Expense Town Vehicles Totals	Transactions	1	\$19,000.00
Account	5213.100 - Professional/Contract Services General			
1010.35.4630.5213.100	CAL FIRE Personnel Services	1.0000	4,826,451.00	4,826,451.00
1010.35.4630.5213.100	CAL FIRE Personnel Services Funded by Measure V	1.0000	(250,000.00)	(250,000.00)
1010.35.4630.5213.100	CAL FIRE Personnel Services Return to Town	1.0000	(190,000.00)	(190,000.00)
	Account 5213.100 - Professional/Contract Services General Totals	Transactions	3	\$4,386,451.00
Account	5214.100 - Repair and Maint Service General			
1010.35.4630.5214.100	Bauer Semi-Annual Testing & Certificate	2.0000	750.00	1,500.00
1010.35.4630.5214.100	Equipment/Tools/Apparatus Repairs	1.0000	3,000.00	3,000.00
1010.35.4630.5214.100	Extinguishers: Repairs & Annual Service	1.0000	1,000.00	1,000.00

Town of Paradise

Budget Transactions Report
Budget Year of 2023/24

G/L Account	Transaction	Number of Units	Cost per Unit	Total Amount
1010.35.4630.5214.100	Extractor maintenance at Station 81	1.0000	1,500.00	1,500.00
1010.35.4630.5214.100	PPE Inspections and Repairs	1.0000	2,250.00	2,250.00
1010.35.4630.5214.100	Radio Testing and Repairs	1.0000	1,000.00	1,000.00
1010.35.4630.5214.100	SCBA Annual Testing and Repairs	1.0000	1,000.00	1,000.00
	Account 5214.100 - Repair and Maint Service General Totals	Transactions	7	\$11,250.00
	Account 5220.100 - Employee Development General			
1010.35.4630.5220.100	EMT Certification & Other Training	1.0000	500.00	500.00
	Account 5220.100 - Employee Development General Totals	Transactions	1	\$500.00
	Account 5223.105 - Meals and Refreshments Emergencies and Meetings			
1010.35.4630.5223.105	Meals & Refreshments- Employees	1.0000	200.00	200.00
	Account 5223.105 - Meals and Refreshments Emergencies and Meetings Totals	Transactions	1	\$200.00
	Account 5269.135 - Emergency Incident Costs Fire Related			
1010.35.4630.5269.135	Emergency Incident Costs: Fire Related	1.0000	250.00	250.00
	Account 5269.135 - Emergency Incident Costs Fire Related Totals	Transactions	1	\$250.00
	Account 5304 - Furniture & Equipment			
1010.35.4630.5304	Engine Equipment	1.0000	3,000.00	3,000.00
1010.35.4630.5304	Fire Hose & Nozzles	1.0000	9,420.00	9,420.00
1010.35.4630.5304	Personal Protective Equipment (PPE)	1.0000	10,000.00	10,000.00
	Account 5304 - Furniture & Equipment Totals	Transactions	3	\$22,420.00
	Account 5305 - Vehicles			
1010.35.4630.5305	Fire Inspector Vehicle (40% USDA, 20% BSWW, 40% ARPA Funding)	1.0000	39,000.00	39,000.00
	Account 5305 - Vehicles Totals	Transactions	1	\$39,000.00

TOWN OF PARADISE
Fiscal Year 2023/24 Budget

Account Number	Description	2022 Actual Amount	2023 Amended Budget	2023 Estimated Amount	2024 Department Requested	2024 Manager Recommend	2024 Town Council Adopted
Fund: 1010 - General Fund							
Department: 35 - Fire							
Program: 4640 - Fire - Volunteer Program							
Expenditures							
	5100 Personnel Services	587	1,632	436	1,632	1,632	1,632
	5200 Supplies and Services	583	600	-	600	600	600
	5300 Capital Outlay	-	-	-	-	-	-
	5500 Debt Service	-	-	-	-	-	-
Total Expenditures		1,170	2,232	436	2,232	2,232	2,232
Revenues							
	Service Fees						
	Fines and Forfeitures						
	Other						
Total Revenues		-	-	-	-	-	-
Net General Fund Support		1,170	2,232	436	2,232	2,232	2,232

TOWN OF PARADISE
Fiscal Year 2023/24 Budget

Account Number	Description	2022 Actual Amount	2023 Amended Budget	2023 Estimated Amount	2024 Department Requested	2024 Manager Recommend	2024 Town Council Adopted
Fund: 1010 - General Fund							
EXPENSES							
Department: 35 - Fire							
Program: 4640 - Fire - Volunteer Program							
5118	Volunteer Benefits	587	1,632	436	1,632	1,632	1,632
5202.100	Operating Supplies General	-	200	-	200	200	200
5213.100	Professional/Contract Services General	583	400	-	400	400	400
EXPENSE GRAND Totals:		1,170	2,232	436	2,232	2,232	2,232

Town of Paradise

Budget Transactions Report
Budget Year of 2023/24

G/L Account	Transaction	Number of Units	Cost per Unit	Total Amount
EXPENSES				
Fund	1010 - General Fund			
Department	35 - Fire			
Program	4640 - Fire - Volunteer Program			
Account	5118 - Volunteer Benefits			
1010.35.4640.5118	\$10K life/AD& D	4.0000	17.00	68.00
1010.35.4640.5118	CSFA Annual Dues	1.0000	165.00	165.00
1010.35.4640.5118	Length of Service Award	2.0000	350.00	700.00
1010.35.4640.5118	Medicare	1.0000	25.00	25.00
1010.35.4640.5118	Worker's Compensation	1.0000	674.00	674.00
	Account 5118 - Volunteer Benefits Totals	Transactions	5	<u>\$1,632.00</u>
Account	5202.100 - Operating Supplies General			
1010.35.4640.5202.100	Personal Protective Equipment	1.0000	100.00	100.00
1010.35.4640.5202.100	Uniforms	1.0000	100.00	100.00
	Account 5202.100 - Operating Supplies General Totals	Transactions	2	<u>\$200.00</u>
Account	5213.100 - Professional/Contract Services General			
1010.35.4640.5213.100	Volunteer Stipends	1.0000	400.00	400.00
	Account 5213.100 - Professional/Contract Services General Totals	Transactions	1	<u>\$400.00</u>

FY 2023/2024

Community Development Services

Planning, Waste Management,
Building Safety & Wastewater Services,
Abandoned Vehicle Abatement (AVA), and Business & Housing

**TOWN OF PARADISE
Fiscal Year 2023/24 Budget**

Account Number	Description	2022 Actual Amount	2023 Amended Budget	2023 Estimated Amount	2024 Department Requested	2024 Manager Recommend	2024 Town Council Adopted
Fund: 1010 - General Fund							
Department: 40 - Community Development							
Program: 4720 - CDD Planning							
Expenditures							
	5100 Personnel Services	392,985	552,405	439,599	677,211	677,211	677,211
	5200 Supplies and Services	181,924	825,787	66,368	834,507	834,507	834,507
	5300 Capital Outlay	-	84,000	35,560	69,000	69,000	69,000
Total Expenditures		574,909	1,462,192	541,527	1,580,718	1,580,718	1,580,718
Revenues							
	Service Fees						
	Fines and Forfeitures						
	Other						
Total Revenues		-	-	-	-	-	-
Net General Fund Support		574,909	1,462,192	541,527	1,580,718	1,580,718	1,580,718

Fiscal Year 2023-2024 Personnel Allocation

Position/Title	Weekly Hours	Percent Allocated	Full Time Equiv	Allocated Wages & Benefits
Community Development Director - Planning & Wastewater	40	15%	0.15	33,607
Community Development Director - Building & Code Enforcement	40	20%	0.20	43,968
Senior Supervising Code Enforcement Officer	40	100%	1.00	124,750
Senior Planner	40	80%	0.80	96,659
Associate Planner	40	80%	0.80	102,706
Assistant Planner	40	37%	0.37	34,945
Code Enforcement Officer II	40	100%	1.00	79,549
Administrative Assistant (CDD/Code Enforcement)	40	100%	1.00	65,394
Office Assistant (CDD)	40	100%	1.00	70,393
		Total	6.32	651,969
Allocation to Other Programs				
Community Development Director - Planning & Wastewater	BSWW 85%			
Community Development Director - Building & Code Enforcement	BSWW 80%			
Senior Planner	BSWW 20%			
Associate Planner	BSWW 20%			
Assistant Planner	BSWW 63%			

TOWN OF PARADISE
Fiscal Year 2023/24 Budget

Account Number	Description	2022 Actual Amount	2023 Amended Budget	2023 Estimated Amount	2024 Department Requested	2024 Manager Recommend	2024 Town Council Adopted
Fund: 1010 - General Fund							
EXPENSES							
Department: 40 - Community Development							
Program: 4720 - CDD Planning							
5101	Salaries - Permanent	262,507	376,161	298,089	481,380	481,380	481,380
5105	Salaries - Overtime/FLSA	387	5,000	-	5,000	5,000	5,000
5106.100	Incentives & Admin Leave Administrative Leave	2,962	6,076	-	9,598	9,598	9,598
5106.200	Incentives & Admin Leave Gym Reimbursement	216	432	510	600	600	600
5107	Car Allowance/Mileage	360	360	360	360	360	360
5109.100	Allowances Uniform Allowance	-	-	-	2,000	2,000	2,000
5109.101	Allowances Boot Allowance	450	1,100	1,090	1,100	1,100	1,100
5111	Medicare	3,711	5,394	4,270	6,961	6,961	6,961
5112.101	Retirement Contribution PERS	59,196	71,471	69,069	84,055	84,055	84,055
5113	Worker's Compensation	6,546	4,726	3,413	3,300	3,300	3,300
5114.101	Health Insurance Medical	32,688	61,595	37,042	59,563	59,563	59,563
5114.102	Health Insurance Dental	5,179	-	4,710	-	-	-
5114.103	Health Insurance Vision	455	-	403	-	-	-
5115	Unemployment Compensation	-	-	1,944	-	-	-
5116.101	Life and Disability Insurance Life & Disab.	1,094	4,779	1,241	5,772	5,772	5,772
5116.102	Life and Disability Insurance Long Term/Short Term Disability	2,046	-	2,341	-	-	-
5119.100	Retiree Costs Medical Insurance	15,042	15,311	15,117	17,522	17,522	17,522
5122	Accrual Bank Payoff	145	-	-	-	-	-
5201.100	Office Supplies General	90	200	106	200	200	200
5202.100	Operating Supplies General	165	500	88	200	200	200
5209.101	Auto Fuel Expense Town Vehicles	4,081	4,000	2,924	4,000	4,000	4,000
5210.100	Postage General	232	500	213	400	400	400
5213.100	Professional/Contract Services General	167,510	800,000	44,732	800,000	800,000	800,000
5214.100	Repair and Maint Service General	5,073	5,500	5,804	13,090	13,090	13,090
5216.100	Communications General Services	901	8,032	6,651	4,017	4,017	4,017
5218.100	Advertising General	3,152	2,000	1,653	2,000	2,000	2,000

TOWN OF PARADISE
Fiscal Year 2023/24 Budget

Account Number	Description	2022 Actual Amount	2023 Amended Budget	2023 Estimated Amount	2024 Department Requested	2024 Manager Recommend	2024 Town Council Adopted
5219.100	Printing General	54	55	93	400	400	400
5220.100	Employee Development General	665	5,000	4,105	7,000	7,000	7,000
5223.105	Meals and Refreshments Emergencies and Meetings	-	-	-	3,200	3,200	3,200
5303	Improvements	-	-	-	30,000	30,000	30,000
5304	Furniture & Equipment	-	-	-	-	-	-
5305	Vehicles	-	84,000	35,560	39,000	39,000	39,000
EXPENSE GRAND Totals:		574,909	1,462,192	541,527	1,580,718	1,580,718	1,580,718

Town of Paradise

Budget Transactions Report
Budget Year of 2023-24

G/L Account	Transaction	Number of Units	Cost per Unit	Total Amount	
EXPENSES					
Fund	1010 - General Fund				
Department	40 - Community Development				
Program	4720 - CDD Planning				
Account	5201.100 - Office Supplies General				
1010.40.4720.5201.100	Pens, Batteries, and Other Office Supplies	1.0000	200.00	200.00	
	Account	5201.100 - Office Supplies General Totals	Transactions	1	<u>200.00</u>
Account	5202.100 - Operating Supplies General				
1010.40.4720.5202.100	Paper, file folders, and toner	1.0000	200.00	200.00	
	Account	5202.100 - Operating Supplies General Totals	Transactions	1	<u>200.00</u>
Account	5209.101 - Auto Fuel Expense Town Vehicles				
1010.40.4720.5209.101	Fuel - town vehicles	1.0000	4,000.00	4,000.00	
	Account	5209.101 - Auto Fuel Expense Town Vehicles Totals	Transactions	1	<u>4,000.00</u>
Account	5210.100 - Postage General				
1010.40.4720.5210.100	General Postage	1.0000	400.00	400.00	
	Account	5210.100 - Postage General Totals	Transactions	1	<u>400.00</u>
Account	5213.100 - Professional/Contract Services General				
1010.40.4720.5213.100	General Plan Update Consultant	1.0000	800,000.00	800,000.00	
	Account	5213.100 - Professional/Contract Services General Totals	Transactions	1	<u>800,000.00</u>
Account	5214.100 - Repair and Maint Service General				
1010.40.4720.5214.100	Accela Maintenance Renewal	1.0000	5,800.00	5,800.00	
1010.40.4720.5214.100	Go Forms Renewal	1.0000	1,800.00	1,800.00	
1010.40.4720.5214.100	Host Compliance Software Renewal	1.0000	5,250.00	5,250.00	
1010.40.4720.5214.100	Todoist Software Renewal	1.0000	240.00	240.00	
	Account	5214.100 - Repair and Maint Service General Totals	Transactions	4	<u>\$13,090.00</u>

Town of Paradise

Budget Transactions Report Budget Year of 2023-24

Account 5216.100 - Communications General Services				
1010.40.4720.5216.100	Cell phone service (x3)	12.0000	150.00	1,800.00
1010.40.4720.5216.100	Radio System - Monthly Maint. Fee (4 units)	1.0000	2,217.00	2,217.00
Account 5216.100 - Communications General Services Totals		Transactions	2	<u>\$4,017.00</u>
Account 5218.100 - Advertising General				
1010.40.4720.5218.100	Public hearing notices and ordinance revisions	1.0000	2,000.00	2,000.00
Account 5218.100 - Advertising General Totals		Transactions	1	<u>\$2,000.00</u>
Account 5219.100 - Printing General				
1010.40.4720.5219.100	Business Cards	8.0000	50.00	400.00
Account 5219.100 - Printing General Totals		Transactions	1	<u>\$400.00</u>
Account 5220.100 - Employee Development General				
1010.40.4720.5220.100	CACEO Code Week	2.0000	2,000.00	4,000.00
1010.40.4720.5220.100	Trainings and Seminars	6.0000	500.00	3,000.00
Account 5220.100 - Employee Development General Totals		Transactions	2	<u>\$7,000.00</u>

TOWN OF PARADISE
Fiscal Year 2023/24 Budget

Account Number	Description	2022 Actual Amount	2023 Amended Budget	2023 Estimated Amount	2024 Department Requested	2024 Manager Recommend	2024 Town Council Adopted
Fund: 1010 - General Fund							
Department: 40 - Community Development							
Program: 4780 - CDD - Waste Management							
Expenditures							
	5100 Personnel Services	8,177	-	-	-	-	-
	5200 Supplies and Services	-	7,521	-	14,521	14,521	14,521
	5300 Capital Outlay	-	-	-	-	-	-
	5500 Debt Service	-	-	-	-	-	-
Total Expenditures		8,177	7,521	-	14,521	14,521	14,521
Revenues							
	Service Fees						
	Fines and Forfeitures						
	Other						
Total Revenues		-	-	-	-	-	-
Net General Fund Support		8,177	7,521	-	14,521	14,521	14,521

TOWN OF PARADISE
Fiscal Year 2023/24 Budget

Account Number	Description	2022 Actual Amount	2023 Amended Budget	2023 Estimated Amount	2024 Department Requested	2024 Manager Recommend	2024 Town Council Adopted
Fund: 1010 - General Fund							
EXPENSES							
Department: 40 - Community Development							
Program: 4780 - CDD - Waste Management							
5101	Salaries - Permanent	5,905	-	-	-	-	-
5106.100	Incentives & Admin Leave Administrative Leave	243	-	-	-	-	-
5107	Car Allowance/Mileage	72	-	-	-	-	-
5111	Medicare	95	-	-	-	-	-
5112.101	Retirement Contribution PERS	1,280	-	-	-	-	-
5113	Worker's Compensation	41	-	-	-	-	-
5114.101	Health Insurance Medical	349	-	-	-	-	-
5114.102	Health Insurance Dental	89	-	-	-	-	-
5114.103	Health Insurance Vision	9	-	-	-	-	-
5115	Unemployment Compensation	-	-	-	-	-	-
5116.101	Life and Disability Insurance Life & Disab.	22	-	-	-	-	-
5116.102	Life and Disability Insurance Long Term/Short Term Disability	71	-	-	-	-	-
5213.100	Professional/Contract Services General	-	7,521	-	14,521	14,521	14,521
5501	Debt Service Payment - Principal	-	-	-	-	-	-
EXPENSE GRAND Totals:		8,177	7,521	-	14,521	14,521	14,521

Town of Paradise

Budget Transactions Report
 Budget Year of 2023/24

G/L Account	Transaction	Number of Units	Cost per Unit	Total Amount
EXPENSES				
Fund	1010 - General Fund			
Department	40 - Community Development			
Program	4780 - CDD - Waste Management			
Account	5213.100 - Professional/Contract Services General			
1010.40.4780.5213.100	530 Food Rescue Contract (SB 1383 Compliance)	1.0000	14,500.00	14,500.00
1010.40.4780.5213.100	Lien Recording Fees	1.0000	21.00	21.00
Account 5213.100 - Professional/Contract Services General Totals		Transactions	2	<u>\$14,521.00</u>

TOWN OF PARADISE
Fiscal Year 2023/24 Budget

Account Number	Description	2022 Actual Amount	2023 Amended Budget	2023 Estimated Amount	2024 Department Requested	2024 Manager Recommend	2024 Town Council Adopted
Fund: 2030 - Building Safety & Waste Wtr Svcs							
Department: 40 - Community Development							
Program: 4730 - Building and Onsite Inspections							
Expenditures							
	5100 Personnel Services	1,437,825	1,950,521	1,711,212	1,943,351	1,943,351	1,943,351
	5200 Supplies and Services	1,353,239	1,375,985	781,701	1,204,030	1,204,030	1,204,030
	5300 Capital Outlay	171,267	183,600	29,219	58,000	58,000	58,000
	5500 Debt Service	7,944	10,530	21,209	11,664	11,664	11,664
Total Expenditures		2,970,276	3,520,636	2,543,342	3,217,045	3,217,045	3,217,045
Revenues							
	Service Fees	4,080,964	3,988,753	3,293,518	3,537,590	3,537,590	3,537,590
	Fines and Forfeitures	2,800	1,000	-	500	500	500
	Other	2,557	20,000	9	-	-	-
Total Revenues		4,086,321	4,009,753	3,293,527	3,538,090	3,538,090	3,538,090
Net Income		1,116,046	489,117	750,185	321,045	321,045	321,045
Transfers In		508,967	116,000	78,211	47,400	47,400	47,400
Transfers (Out)		(262,686)	(341,836)	(333,836)	(481,583)	(481,583)	(481,583)
Ending Fund Balance		4,219,943	4,483,224	4,714,503	4,601,365	4,601,365	4,601,365

Fiscal Year 2023-2024 Personnel Allocation

Position/Title	Weekly Hours	Percent Allocated	Full Time Equiv	Allocated Wages & Benefits
Community Development Director - Planning & Wastewater	40	85%	0.85	190,412
Community Development Director - Building & Code Enforcement	40	80%	0.80	175,832
Associate Planner	40	20%	0.20	25,672
Assistant Planner	40	63%	0.63	59,488
Senior Planner	40	20%	0.20	24,160
Building/Onsite Inspector II (Part-Time/Hourly)	18	100%	0.45	42,534
Building Plans Examiner	40	100%	1.00	103,628
Building/Onsite Inspector II	40	100%	1.00	115,044
Fire Prevention Inspector II	40	67%	0.67	67,946
Fire Prevention Inspector II	40	20%	0.20	20,282
Building/Onsite Inspector I (3)	40	100%	3.00	274,607
Building/Onsite Inspector I (Part-Time/Hourly)	18	100%	0.45	32,095
CDD Permit Coordinator	40	100%	1.00	95,577
Building/Onsite Permit Tech. I (4)	40	100%	4.00	289,755
Office Assistant (Building)	40	100%	1.00	68,856
Onsite Sanitary Official	40	100%	1.00	150,954
Office Assistant (Onsite)	36	100%	0.90	72,577
Town Manager	40	5%	0.05	13,444
PW Director/Town Engineer	40	2%	0.02	4,934
Finance Director/Town Treasurer	40	10%	0.10	20,257
Accounting Manager	40	15%	0.15	19,972
		Total	17.67	1,868,027
Allocation to Other Programs				
Community Development Director - Planning & Wastewater		Planning 15%		
Community Development Director - Building & Code Enforcement		Planning 20%		
Associate Planner		Planning 80%		
Assistant Planner		Planning 37%		
Senior Planner		Planning 80%		
Fire Prevention Inspector II		Fire 33%		
Fire Prevention Inspector II		Fire 80%		
Town Manager		Finance 85%; BHS 5%; Gas Tax 5%		
PW Director/Town Engineer		Eng 50%; Streets 48%		
Finance Director/Town Treasurer		Finance 83%; Gas Tax 5%; Transportation 2%		
Accounting Manager		Finance 67%; BHS 5%; Gas Tax 10%; Transportation 3%		

TOWN OF PARADISE
Fiscal Year 2023/24 Budget

Account Number	Description	2022 Actual Amount	2023 Amended Budget	2023 Estimated Amount	2024 Department Requested	2024 Manager Recommend	2024 Town Council Adopted
Fund: 2030 - Building Safety & Waste Wtr Svcs							
REVENUES							
Department: 40 - Community Development							
Program: 4730 - Building and Onsite Inspections							
3380.102	Local Government Revenue Fines and Citations Onsite	2,800	1,000	-	500	500	500
3401.301	CDD Building Plan Check Fees	1,227,024	1,200,000	984,458	1,080,000	1,080,000	1,080,000
3401.302	CDD Building Construction Review-Bldg Permit	1,836,955	1,812,000	1,447,760	1,540,200	1,540,200	1,540,200
3401.306	CDD Building Development Permit/DIF Est Req	307	400	111	300	300	300
3401.308	CDD Building Solar System Plan Checks/Permits	-	-	(167)	-	-	-
3401.320	CDD Building Permit Valuation Surcharge	636	1,000	1,098	1,500	1,500	1,500
3404.116	Onsite Land Use Review	56,577	48,000	30,335	33,600	33,600	33,600
3404.117	Onsite Repairs to Maintain Existing Use	102,249	100,000	56,523	70,000	70,000	70,000
3404.118	Onsite New Installation Standard System	9,104	8,000	1,779	4,000	4,000	4,000
3404.119	Onsite Permit: Alteration/Expanded Use	53,655	45,000	45,481	40,000	40,000	40,000
3404.120	Onsite Review for Land Division	1,214	541	1,790	600	600	600
3404.125	Onsite Escrow Clearance	25,476	20,000	28,363	20,000	20,000	20,000
3404.126	Onsite Building Permit Clearance	48,381	46,000	36,198	41,400	41,400	41,400
3404.127	Onsite Operating Permit/Annual	378,424	385,000	358,190	385,000	385,000	385,000
3404.128	Onsite Construct Install Permit Renewal	-	272	-	-	-	-
3404.130	Onsite Water Well Clearance	94	190	-	190	190	190
3404.137	Onsite Alternative Systems Review	9,253	8,000	5,890	7,200	7,200	7,200
3404.138	Onsite Abandonment of Septic System	2,219	1,500	312	750	750	750
3404.150	Onsite Annual Evaluator License Fee	817	850	1,324	850	850	850
3404.151	Onsite Extension Req for Eval or Repair	-	-	36	-	-	-
3404.160	Onsite Graywater System (Construction)	-	-	-	-	-	-
3410.150	Administrative Services Late Fees	16	-	-	-	-	-
3422.337	Fire Code Enforcement Inspection	244,082	228,000	229,921	228,000	228,000	228,000
3422.368	Fire Permit Fees	84,481	84,000	64,115	84,000	84,000	84,000
3422.371	Fire Inspections	-	-	-	-	-	-
3610.100	Interest Revenue Investments	2,556	10,000	-	-	-	-
3901.100	Refunds and Reimbursements Miscellaneous	-	10,000	-	-	-	-

TOWN OF PARADISE
Fiscal Year 2023/24 Budget

Account Number	Description	2022 Actual Amount	2023 Amended Budget	2023 Estimated Amount	2024 Department Requested	2024 Manager Recommend	2024 Town Council Adopted
Fund: 2030 - Building Safety & Waste Wtr Svcs							
3902.100	Miscellaneous Revenue General	-	-	8	-	-	-
3902.110	Miscellaneous Revenue Cash Over and Short	1	-	1	-	-	-
3910.130	Transfers In From State Water Board Prop 1	14,351	-	-	-	-	-
3910.221	Transfers In From WWAD	411,165	-	-	-	-	-
3910.297	Transfers In Grants Miscellaneous State	83,451	-	25,541	-	-	-
3910.627	Transfer In From Tech Equipment Replacement Fund	-	116,000	-	46,000	46,000	46,000
3910.628	Transfers In From Gen Plan Fee	-	-	52,670	-	-	-
3910.640	Transfers In From Disability Access and Educa	-	-	-	1,400	1,400	1,400
REVENUES Total		4,595,288	4,125,753	3,371,738	3,585,490	3,585,490	3,585,490

EXPENSES

Department: 40 - Community Development

Program: 4730 - Building and Onsite Inspections

5101	Salaries - Permanent	946,550	1,290,844	1,141,212	1,330,705	1,330,705	1,330,705
5102	Salaries - Temporary	42,428	96,289	52,828	68,024	68,024	68,024
5103.102	Differential Pay Out of Class	-	-	139	-	-	-
5105	Salaries - Overtime/FLSA	1,421	5,000	130	5,000	5,000	5,000
5106.100	Incentives & Admin Leave Administrative Leave	19,804	21,884	991	24,046	24,046	24,046
5106.200	Incentives & Admin Leave Gym Reimbursement	234	468	569	468	468	468
5107	Car Allowance/Mileage	2,372	2,448	2,315	2,448	2,448	2,448
5109.100	Allowances Uniform Allowance	3,675	3,028	3,227	5,000	5,000	5,000
5109.101	Allowances Boot Allowance	2,785	3,700	3,661	3,700	3,700	3,700
5111	Medicare	15,186	19,613	17,748	19,766	19,766	19,766
5112.101	Retirement Contribution PERS	205,270	249,647	250,018	239,550	239,550	239,550
5112.102	Retirement Contribution Social Security	767	5,970	1,461	4,217	4,217	4,217
5113	Worker's Compensation	31,170	28,639	20,684	14,044	14,044	14,044
5114.101	Health Insurance Medical	87,633	162,440	113,712	145,501	145,501	145,501
5114.102	Health Insurance Dental	17,467	-	19,648	-	-	-
5114.103	Health Insurance Vision	1,376	-	1,483	-	-	-
5115	Unemployment Compensation	(335)	-	8,110	-	-	-
5116.101	Life and Disability Insurance Life & Disab.	3,625	15,916	4,286	15,618	15,618	15,618
5116.102	Life and Disability Insurance Long Term/Short Term Disability	8,495	-	10,584	-	-	-
5119.100	Retiree Costs Medical Insurance	39,667	44,635	56,049	65,264	65,264	65,264

TOWN OF PARADISE
Fiscal Year 2023/24 Budget

Account Number	Description	2022 Actual Amount	2023 Amended Budget	2023 Estimated Amount	2024 Department Requested	2024 Manager Recommend	2024 Town Council Adopted
Fund: 2030 - Building Safety & Waste Wtr Svcs							
5122	Accrual Bank Payoff	8,234	-	2,357	-	-	-
5199.130	Other Payroll Expenses Interfund Payroll Transfers	-	-	-	-	-	-
5201.100	Office Supplies General	1,246	2,000	1,960	2,000	2,000	2,000
5202.100	Operating Supplies General	10,564	13,000	8,857	13,500	13,500	13,500
5203.100	Repairs and Maint Supplies General	22,984	26,500	2,847	20,500	20,500	20,500
5204	Subscriptions and Code Books	1,954	9,000	1,827	3,300	3,300	3,300
5209.101	Auto Fuel Expense Town Vehicles	10,308	7,000	11,147	14,000	14,000	14,000
5210.100	Postage General	(135)	1,500	(656)	1,500	1,500	1,500
5211.135	Utilities Water and Sewer	1,729	3,000	1,256	1,800	1,800	1,800
5211.137	Utilities Electric and Gas	30,784	45,600	31,198	45,600	45,600	45,600
5213.100	Professional/Contract Services General	1,033,858	903,650	446,268	795,650	795,650	795,650
5214.100	Repair and Maint Service General	156,889	258,490	202,673	187,680	187,680	187,680
5215.100	Rents and Leases Miscellaneous	2,080	2,300	2,141	2,300	2,300	2,300
5215.106	Rents and Leases Copiers	8,162	5,400	4,266	5,400	5,400	5,400
5216.100	Communications General Services	13,671	28,645	28,372	24,100	24,100	24,100
5218.100	Advertising General	690	500	174	500	500	500
5219.100	Printing General	611	1,000	187	1,000	1,000	1,000
5220.100	Employee Development General	8,525	30,000	16,836	46,000	46,000	46,000
5223.105	Meals and Refreshments Emergencies and Meetings	1,078	2,400	943	3,200	3,200	3,200
5225	Bank Fees and Charges	48,240	36,000	21,406	36,000	36,000	36,000
5303	Improvements	17,185	74,300	2,724	40,000	40,000	40,000
5304	Furniture & Equipment	6,665	45,300	26,496	18,000	18,000	18,000
5305	Vehicles	147,417	64,000	-	-	-	-
5501	Debt Service Payment - Principal	7,944	10,530	21,209	11,664	11,664	11,664
5910.010	Transfers Out To General Fund	262,686	341,836	333,836	481,583	481,583	481,583
5910.105	Transfers Out To Camp Fire Recovery Projects	-	-	-	-	-	-
EXPENSES Total		3,232,962	3,862,472	2,877,178	3,698,628	3,698,628	3,698,628
Fund Total: 2030 - Net Change		1,362,327	263,281	494,560	(113,138)	(113,138)	(113,138)
ENDING FUND BALANCE		4,219,943	4,483,224	4,714,503	4,601,365	4,601,365	4,601,365

Town of Paradise

Budget Transactions Report
Budget Year of 2023/24

G/L Account	Transaction	Number of Units	Cost per Unit	Total Amount
EXPENSES				
Fund	2030 - Building Safety & Waste Wtr Svcs			
Department	40 - Community Development			
Program	4730 - Building and Onsite Inspections			
Account	5201.100 - Office Supplies General			
2030.40.4730.5201.100	Pens, Post-its, White out, Paper Clips, Lysol Wipes, Binders	1.0000	2,000.00	2,000.00
	Account 5201.100 - Office Supplies General Totals	Transactions	1	<u>\$2,000.00</u>
Account	5202.100 - Operating Supplies General			
2030.40.4730.5202.100	Bottled Water	1.0000	2,000.00	2,000.00
2030.40.4730.5202.100	Field safety gear	1.0000	1,500.00	1,500.00
2030.40.4730.5202.100	Field Tools and Supplies	1.0000	2,000.00	2,000.00
2030.40.4730.5202.100	Hose Monster	1.0000	2,000.00	2,000.00
2030.40.4730.5202.100	Hydrant Supplies	1.0000	2,500.00	2,500.00
2030.40.4730.5202.100	Paper, File Folders and Toner	1.0000	3,500.00	3,500.00
	Account 5202.100 - Operating Supplies General Totals	Transactions	6	<u>\$13,500.00</u>
Account	5203.100 - Repairs and Maint Supplies General			
2030.40.4730.5203.100	HVAC/Plumbing/Facilities Repairs for BRC	4.0000	1,000.00	4,000.00
2030.40.4730.5203.100	Janitorial Supplies for BRC	1.0000	2,500.00	2,500.00
2030.40.4730.5203.100	New Radios/Lights in Vehicles	2.0000	7,000.00	14,000.00
	Account 5203.100 - Repairs and Maint Supplies General Totals	Transactions	3	<u>\$20,500.00</u>
Account	5204 - Subscriptions and Code Books			
2030.40.4730.5204	Fire & Building Code Books	1.0000	1,500.00	1,500.00
2030.40.4730.5204	NFPA NCSS	1.0000	1,800.00	1,800.00
	Account 5204 - Subscriptions and Code Books Totals	Transactions	2	<u>\$3,300.00</u>
Account	5209.101 - Auto Fuel Expense Town Vehicles			
2030.40.4730.5209.101	Fuel - Inspection Vehicles	1.0000	14,000.00	14,000.00
	Account 5209.101 - Auto Fuel Expense Town Vehicles Totals	Transactions	1	<u>\$14,000.00</u>
Account	5210.100 - Postage General			
2030.40.4730.5210.100	General Postage	1.0000	1,500.00	1,500.00
	Account 5210.100 - Postage General Totals	Transactions	1	<u>\$1,500.00</u>
Account	5211.135 - Utilities Water and Sewer			
2030.40.4730.5211.135	BRC Water Service	6.0000	300.00	1,800.00
	Account 5211.135 - Utilities Water and Sewer Totals	Transactions	1	<u>\$1,800.00</u>

Town of Paradise

Budget Transactions Report Budget Year of 2023/24

Account 5211.137 - Utilities Electric and Gas				
2030.40.4730.5211.137	BRC Electric and Gas Service	1.0000	45,600.00	45,600.00
Account 5211.137 - Utilities Electric and Gas Totals		Transactions	1	\$45,600.00
Account 5213.100 - Professional/Contract Services General				
2030.40.4730.5213.100	Lab Samples - Ground & Surface Water	1.0000	3,500.00	3,500.00
2030.40.4730.5213.100	Lien Recording Fees	1.0000	150.00	150.00
2030.40.4730.5213.100	New Hire Recruitment and Background	2.0000	1,000.00	2,000.00
2030.40.4730.5213.100	Subcontractor Services - On-Call Building Svcs	1.0000	750,000.00	750,000.00
2030.40.4730.5213.100	Subcontractor Services - Other	1.0000	40,000.00	40,000.00
Account 5213.100 - Professional/Contract Services General Totals		Transactions	5	\$795,650.00
Account 5214.100 - Repair and Maint Service General				
2030.40.4730.5214.100	Accela Maintenance Renewal	1.0000	120,000.00	120,000.00
2030.40.4730.5214.100	Adobe Software Licensing	2.0000	180.00	360.00
2030.40.4730.5214.100	Appointment Scheduling Software	1.0000	3,600.00	3,600.00
2030.40.4730.5214.100	BlueBeam Software Licensing	6.0000	250.00	1,500.00
2030.40.4730.5214.100	Fire Extinguisher Server at BRC	1.0000	1,000.00	1,000.00
2030.40.4730.5214.100	Grammarly Software Renewal	1.0000	140.00	140.00
2030.40.4730.5214.100	Inspector Scheduling Software	1.0000	30,000.00	30,000.00
2030.40.4730.5214.100	Janitorial Services	1.0000	20,000.00	20,000.00
2030.40.4730.5214.100	Landscape Services	1.0000	10,000.00	10,000.00
2030.40.4730.5214.100	Pest Control	1.0000	480.00	480.00
2030.40.4730.5214.100	Security System	1.0000	600.00	600.00
Account 5214.100 - Repair and Maint Service General Totals		Transactions	11	\$187,680.00
Account 5215.100 - Rents and Leases Miscellaneous				
2030.40.4730.5215.100	Lease Mail Machine for BRC	1.0000	2,300.00	2,300.00
Account 5215.100 - Rents and Leases Miscellaneous Totals		Transactions	1	\$2,300.00
Account 5215.106 - Rents and Leases Copiers				
2030.40.4730.5215.106	Caltronics Copier Cost	1.0000	5,400.00	5,400.00
Account 5215.106 - Rents and Leases Copiers Totals		Transactions	1	\$5,400.00
Account 5216.100 - Communications General Services				
2030.40.4730.5216.100	Cell and Data Service for Mobile Devices	11.0000	1,200.00	13,200.00
2030.40.4730.5216.100	Cell Phone Allowance	1.0000	1,730.00	1,730.00
2030.40.4730.5216.100	Comcast Internet	12.0000	450.00	5,400.00
2030.40.4730.5216.100	Radio System - Monthly Maint. Fee (4 units) (Fire Inspector 40%	2.0000	222.00	444.00
2030.40.4730.5216.100	Radio System - Monthly Maint. Fee (6 units) (Building Inspectors	6.0000	554.33	3,326.00

Town of Paradise

Budget Transactions Report Budget Year of 2023/24

Account 5216.100 - Communications General Services Totals		Transactions	5	\$24,100.00
Account 5218.100 - Advertising General				
2030.40.4730.5218.100	Job Recruitments	1.0000	500.00	500.00
Account 5218.100 - Advertising General Totals		Transactions	1	\$500.00
Account 5219.100 - Printing General				
2030.40.4730.5219.100	Business Cards & Forms	1.0000	1,000.00	1,000.00
Account 5219.100 - Printing General Totals		Transactions	1	\$1,000.00
Account 5220.100 - Employee Development General				
2030.40.4730.5220.100	Accela Training	2.0000	5,000.00	10,000.00
2030.40.4730.5220.100	CALBO Education Week	5.0000	2,500.00	12,500.00
2030.40.4730.5220.100	CASp Training	1.0000	1,400.00	1,400.00
2030.40.4730.5220.100	ICC Fire Inspector Training	2.0000	2,100.00	4,200.00
2030.40.4730.5220.100	International Code Council - Codes & Membership	1.0000	1,200.00	1,200.00
2030.40.4730.5220.100	Membership Dues - NFPA, NFSA, ICC, SVABO, CASI, COWA, NSABO	1.0000	1,700.00	1,700.00
2030.40.4730.5220.100	Trainings and Seminars	1.0000	15,000.00	15,000.00
Account 5220.100 - Employee Development General Totals		Transactions	7	\$46,000.00
Account 5223.105 - Meals and Refreshments Emergencies and Meetings				
2030.40.4730.5223.105	Contractor Trainings/Meetings	12.0000	100.00	1,200.00
2030.40.4730.5223.105	Quarterly Safety Meetings	4.0000	500.00	2,000.00
Account 5223.105 - Meals and Refreshments Emergencies and Meetings Totals		Transactions	2	\$3,200.00
Account 5225 - Bank Fees and Charges				
2030.40.4730.5225	Merchant Fees for Accepting Credit Card Payments	1.0000	36,000.00	36,000.00
Account 5225 - Bank Fees and Charges Totals		Transactions	1	\$36,000.00
Account 5303 - Improvements				
2030.40.4730.5303	Exterior Building Repairs	1.0000	40,000.00	40,000.00
Account 5303 - Improvements Totals		Transactions	2	\$40,000.00
Account 5304 - Furniture & Equipment				
2030.40.4730.5304	Chair & Desk Replacements	1.0000	1,000.00	1,000.00
2030.40.4730.5304	Computers & Monitors	8.0000	2,000.00	16,000.00
2030.40.4730.5304	Tablets for Inspectors	2.0000	500.00	1,000.00
Account 5304 - Furniture & Equipment Totals		Transactions	3	\$18,000.00
Account 5501 - Debt Service Payment - Principal				
2030.40.4730.5501	PG&E Lighting Retrofit	12.0000	972.00	11,664.00
Account 5501 - Debt Service Payment - Principal Totals		Transactions	1	\$11,664.00
Account 5910.010 - Transfers Out To General Fund				

Town of Paradise

Budget Transactions Report

Budget Year of 2023/24

2030.40.4730.5910.010	Central Services Allocation	1.0000	176,018.00	225,942.00
2030.40.4730.5910.010	Fire Prevention Vehicle Purchase (20% Cost Share)	1.0000	7,000.00	7,000.00
2030.40.4730.5910.010	MFS Study	1.0000	100,000.00	100,000.00
2030.40.4730.5910.010	Pension Obligation Bond	1.0000	157,818.00	148,641.00
Account 5910.010 - Transfers Out To General Fund Totals		Transactions	4	<u>\$481,583.00</u>

TOWN OF PARADISE
Fiscal Year 2023/24 Budget

Account Number	Description	2022 Actual Amount	2023 Amended Budget	2023 Estimated Amount	2024 Department Requested	2024 Manager Recommend	2024 Town Council Adopted
Fund: 2215 - AVA Abandoned Vehicle Abatement							
Department: 40 - Community Development							
Program: 4735 - CDD Vehicle Abate Code Enforce							
Expenditures							
	5100 Personnel Services	-	-	-	-	-	-
	5200 Supplies and Services	10,926	7,064	5,176	16,614	16,614	16,614
	5300 Capital Outlay	-	-	-	-	-	-
	5500 Debt Service	-	-	-	-	-	-
Total Expenditures		10,926	7,064	5,176	16,614	16,614	16,614
Revenues							
	Service Fees	-	-	-	-	-	-
	Fines and Forfeitures	-	-	-	-	-	-
	Other	16,964	6,000	6,479	8,000	8,000	8,000
Total Revenues		16,964	6,000	6,479	8,000	8,000	8,000
Net Income		6,038	(1,064)	1,302	(8,614)	(8,614)	(8,614)
Transfers In		-	-	-	-	-	-
Transfers (Out)		(26,858)	(16,500)	(2,852)	(10,000)	(10,000)	(10,000)
Ending Fund Balance		90,869	73,305	89,320	70,706	70,706	70,706

TOWN OF PARADISE
Fiscal Year 2023/24 Budget

Account Number	Description	2022 Actual Amount	2023 Amended Budget	2023 Estimated Amount	2024 Department Requested	2024 Manager Recommend	2024 Town Council Adopted
Fund: 2215 - AVA Abandoned Vehicle Abatement							
REVENUES							
Department: 40 - Community Development							
Program: 0000 - Non Program Activity							
3345.007	State Revenues - Other Abandoned Vehicle Abatement Prog	16,906	6,000	6,460	8,000	8,000	8,000
3610.100	Interest Revenue Investments	58	-	18	-	-	-
REVENUES Total		16,964	6,000	6,479	8,000	8,000	8,000
EXPENSES							
Department: 40 - Community Development							
Program: 4735 - CDD Vehicle Abate Code Enforce							
5209.101	Auto Fuel Expense Town Vehicles	1,094	1,250	312	500	500	500
5210.100	Postage General	1,635	1,700	692	1,000	1,000	1,000
5213.100	Professional/Contract Services General	8,105	4,000	4,173	5,000	5,000	5,000
5216.100	Communications General Services	93	114	-	114	114	114
5260	Miscellaneous	-	-	-	10,000	10,000	10,000
5910.010	Transfers Out To General Fund	26,858	16,500	2,852	10,000	10,000	10,000
EXPENSES Total		37,784	23,564	8,028	26,614	26,614	26,614
Fund Total: 2215 - Net Change		(20,820)	(17,564)	(1,550)	(18,614)	(18,614)	(18,614)
ENDING FUND BALANCE		90,869	73,305	89,320	70,706	70,706	70,706

Town of Paradise

Budget Transactions Report
Budget Year of 2023/24

G/L Account	Transaction	Number of Units	Cost per Unit	Total Amount	
EXPENSES					
Fund	2215 - AVA Abandoned Vehicle Abatement				
Department	40 - Community Development				
Program	4735 - CDD Vehicle Abate Code Enforce				
Account	5209.101 - Auto Fuel Expense Town Vehicles				
2215.40.4735.5209.101	Auto Fuel for AVA Activity	1.0000	500.00	500.00	
	Account	5209.101 - Auto Fuel Expense Town Vehicles Totals	Transactions	1	<u>500.00</u>
Account	5210.100 - Postage General				
2215.40.4735.5210.100	Postage	1.0000	1,000.00	1,000.00	
	Account	5210.100 - Postage General Totals	Transactions	1	<u>\$1,000.00</u>
Account	5213.100 - Professional/Contract Services General				
2215.40.4735.5213.100	Towing	1.0000	5,000.00	5,000.00	
	Account	5213.100 - Professional/Contract Services General Totals	Transactions	1	<u>\$5,000.00</u>
Account	5216.100 - Communications General Services				
2215.40.4735.5216.100	Data Plan for Tablet	12.0000	9.50	114.00	
	Account	5216.100 - Communications General Services Totals	Transactions	1	<u>\$114.00</u>
Account	5260 - Miscellaneous				
2215.40.4735.5260	2022 Ballot Reimbursement Costs to County	1.0000	10,000.00	10,000.00	
	Account	5260 - Miscellaneous Totals	Transactions	1	<u>\$10,000.00</u>
Account	5910.010 - Transfers Out To General Fund				
2215.40.4735.5910.010	Transfer to General Fund to Reimburse for AVA Wages	1.0000	10,000.00	10,000.00	
	Account	5910.010 - Transfers Out To General Fund Totals	Transactions	1	<u>\$10,000.00</u>

TOWN OF PARADISE
Fiscal Year 2023/24 Budget

Account Number	Description	2022 Actual Amount	2023 Amended Budget	2023 Estimated Amount	2024 Department Requested	2024 Manager Recommend	2024 Town Council Adopted
Fund: 2160 - Business & Housing Services							
Department: 55 - Business & Housing Services							
Program: 4800 - Development Services							
Expenditures							
	5100 Personnel Services	328,826	298,601	335,982	577,030	577,030	577,030
	5200 Supplies and Services	71,571	55,200	55,501	34,050	34,050	34,050
	5300 Capital Outlay	-	-	651	6,000	6,000	6,000
	5500 Debt Service	-	-	-	-	-	-
Total Expenditures		400,397	353,801	392,134	617,080	617,080	617,080
Revenues							
	Service Fees	-	-	-	-	-	-
	Fines and Forfeitures	-	-	-	-	-	-
	Other	332	-	150	-	-	-
Total Revenues		332	-	150	-	-	-
Net Income		(400,066)	(353,801)	(391,984)	(617,080)	(617,080)	(617,080)
Transfers In		449,142	505,890	505,890	1,372,238	1,372,238	1,372,238
Transfers (Out)		(76,274)	(73,096)	(73,096)	(150,281)	(150,281)	(150,281)
Ending Fund Balance		(358,693)	(279,700)	(317,883)	286,994	286,994	286,994

Fiscal Year 2023-2024 Personnel Allocation

Position/Title	Weekly Hours	Percent Allocated	Full Time Equiv	Allocated Wages & Benefits
Town Manager	40	5%	0.05	13,494
Housing Program Manager	40	100%	1.00	172,125
Housing Program Technician (4)	40	100%	4.00	387,371
Administrative Assistant	40	100%	1.00	75,549
Accounting Manager	40	5%	0.05	6,631
		Total	6.10	655,170

Allocation to Other Programs

Town Manager

Twn Mngr 85%; BSWW 5%; Gas Tax 5%

Accounting Manager

Fin 67% ; BSWW 15%; Gas Tax 10%; Transp 3%

TOWN OF PARADISE
Fiscal Year 2023/24 Budget

Account Number	Description	2022 Actual Amount	2023 Amended Budget	2023 Estimated Amount	2024 Department Requested	2024 Manager Recommend	2024 Town Council Adopted
Fund: 2160 - Business & Housing Services							
REVENUES							
Department: 55 - Business & Housing Services							
Program: 4800 - Development Services							
3610.100	Interest Revenue Investments	107	-	-	-	-	-
3901.100	Refunds and Reimbursements Miscellaneous	-	-	-	-	-	-
3902.100	Miscellaneous Revenue General	225	-	150	-	-	-
3910.130	Transfers In From State Water Board Prop 1	15,068	10,000	10,000	7,000	7,000	7,000
3910.135	Transfers In From FEMA Reimb Fund SAFER	-	-	-	-	-	-
3910.136	Transfers In From FEMA Grants FHMG	67	-	-	-	-	-
3910.161	Transfers In From BHS HUD Revolving Loan Fund	1,257	-	-	-	-	-
3910.162	Transfers In From BHS Home Loan Repay Fund	19,009	35,000	35,000	152,000	152,000	152,000
3910.163	Transfers In From BHS Cal Home Loan Fund	33,195	22,500	22,500	115,100	115,100	115,100
3910.297	Transfers In Grants Miscellaneous State	29,313	-	-	-	-	-
3910.300	Transfers In From BHS CDBG 2019 COVID	-	-	-	8,000	8,000	8,000
3910.301	Transfers In CDBG - DR	1,646	60,000	60,000	50,000	50,000	50,000
3910.323	Transfers In From BHS CDBG 2323 Comm Dev	-	-	-	20,138	20,138	20,138
3910.420	Transfers In From 2020 CalHome DA Grant	349,588	378,390	378,390	1,020,000	1,020,000	1,020,000
3910.616	Transfers In From 2016 Home Grant	-	-	-	-	-	-
REVENUES Total		449,473	505,890	506,040	1,372,238	1,372,238	1,372,238

EXPENSES

Department: 55 - Business & Housing Services

Program: 4800 - Development Services

5101	Salaries - Permanent	255,739	270,688	238,354	461,953	461,953	461,953
5103.102	Differential Pay Out of Class	-	-	37	-	-	-
5105	Salaries - Overtime/FLSA	389	-	-	-	-	-
5106.100	Incentives & Admin Leave Administrative Leave	5,351	5,575	436	5,809	5,809	5,809
5106.200	Incentives & Admin Leave Gym Reimbursement	-	-	240	480	480	480
5107	Car Allowance/Mileage	116	120	59	120	120	120
5111	Medicare	3,658	3,982	3,307	6,758	6,758	6,758
5112.101	Retirement Contribution PERS	51,896	53,216	50,250	83,169	83,169	83,169
5113	Worker's Compensation	1,741	1,408	933	5,849	5,849	5,849

TOWN OF PARADISE
Fiscal Year 2023/24 Budget

Account Number	Description	2022	2023	2023	2024	2024	2024
		Actual Amount	Amended Budget	Estimated Amount	Department Requested	Manager Recommend	Town Council Adopted
5114.101	Health Insurance Medical	33,230	43,422	34,321	85,316	85,316	85,316
5114.102	Health Insurance Dental	4,517	-	4,325	-	-	-
5114.103	Health Insurance Vision	323	-	295	-	-	-
5115	Unemployment Compensation	-	-	1,521	-	-	-
5116.101	Life and Disability Insurance Life & Disab.	805	3,070	732	5,714	5,714	5,714
5116.102	Life and Disability Insurance Long Term/Short Term Disability	431	-	414	-	-	-
5122	Accrual Bank Payoff	-	-	757	-	-	-
5199.130	Other Payroll Expenses Interfund Payroll Transfers	(29,369)	(82,880)	-	(78,138)	(78,138)	(78,138)
5201.100	Office Supplies General	256	1,000	404	1,000	1,000	1,000
5202.100	Operating Supplies General	312	1,500	116	450	450	450
5209.105	Auto Fuel Expense Employee Personal Vehicle Use	71	500	38	200	200	200
5210.100	Postage General	332	400	221	400	400	400
5213.100	Professional/Contract Services General	68,937	50,000	53,138	30,000	30,000	30,000
5214.100	Repair and Maint Service General	1,500	1,500	1,500	1,500	1,500	1,500
5218.100	Advertising General	114	-	90	200	200	200
5219.100	Printing General	48	300	(5)	300	300	300
5304	Furniture & Equipment	-	-	651	6,000	6,000	6,000
5910.010	Transfers Out To General Fund	76,274	73,096	73,096	150,281	150,281	150,281
5910.162	Transfers Out To BHS Home Loan Repay Fund	-	-	-	-	-	-
EXPENSES Total		476,671	426,897	465,230	767,361	767,361	767,361
Fund Total: 2160 - Business & Housing Services		(27,198)	78,993	40,810	604,877	604,877	604,877
ENDING FUND BALANCE		(358,693)	(279,700)	(317,883)	286,994	286,994	286,994

Town of Paradise

Budget Transactions Report

Budget Year of 2023/24

G/L Account	Transaction	Number of Units	Cost per Unit	Total Amount
EXPENSES				
Fund	2160 - Business & Housing Services			
Department	55 - Business & Housing Services			
Program	4800 - Development Services			
Account	5199.130 - Other Payroll Expenses Interfund Payroll Transfers			
2160.55.4800.5199.130	2300 CDBG 2019 COVID	1.0000	(8,000.00)	(8,000.00)
2160.55.4800.5199.130	2301 CDBG DR	1.0000	(50,000.00)	(50,000.00)
2160.55.4800.5199.130	2323 CDBG	1.0000	(20,138.00)	(20,138.00)
	Account 5199.130 - Other Payroll Expenses Interfund Payroll Transfers Totals	Transactions	3	<u>(\$78,138.00)</u>
Account	5201.100 - Office Supplies General			
2160.55.4800.5201.100	Office Supplies For Housing Rebuilds	1.0000	1,000.00	1,000.00
	Account 5201.100 - Office Supplies General Totals	Transactions	1	<u>\$1,000.00</u>
Account	5202.100 - Operating Supplies General			
2160.55.4800.5202.100	Operating Supplies for Housing Rebuilds	1.0000	450.00	450.00
	Account 5202.100 - Operating Supplies General Totals	Transactions	1	<u>\$450.00</u>
Account	5209.105 - Auto Fuel Expense Employee Personal Vehicle Use			
2160.55.4800.5209.105	Personal Vehicle Use	1.0000	200.00	200.00
	Account 5209.105 - Auto Fuel Expense Employee Personal Vehicle Use Totals	Transactions	1	<u>\$200.00</u>
Account	5210.100 - Postage General			
2160.55.4800.5210.100	Misc postage	1.0000	400.00	400.00
	Account 5210.100 - Postage General Totals	Transactions	1	<u>\$400.00</u>
Account	5213.100 - Professional/Contract Services General			
2160.55.4800.5213.100	Housing Rehab Admin Support	1.0000	25,000.00	25,000.00
2160.55.4800.5213.100	Notary and Closing Fees	1.0000	5,000.00	5,000.00
	Account 5213.100 - Professional/Contract Services General Totals	Transactions	2	<u>\$30,000.00</u>
Account	5218.100 - Advertising General			
2160.55.4800.5218.100	Advertising	1.0000	200.00	200.00
	Account 5218.100 - Advertising General Totals	Transactions	1	<u>\$200.00</u>
Account	5219.100 - Printing General			
2160.55.4800.5219.100	Printing Materials for Housing Rebuilds	1.0000	300.00	300.00
	Account 5219.100 - Printing General Totals	Transactions	1	<u>\$300.00</u>

Town of Paradise

Budget Transactions Report
Budget Year of 2023/24

G/L Account	Transaction	Number of Units	Cost per Unit	Total Amount
Account 5304 - Furniture & Equipment				
2160.55.4800.5304	Workstation Replacements	6.0000	1,000.00	6,000.00
		Transactions	1	<u>\$6,000.00</u>
Account 5304 - Furniture & Equipment Totals				
Account 5910.010 - Transfers Out To General Fund				
2160.55.4800.5910.010	Central Services Allocation	1.0000	98,692.00	98,692.00
2160.55.4800.5910.010	Legal Services	1.0000	3,450.00	3,450.00
2160.55.4800.5910.010	Pension Obligation Bond	1.0000	48,139.00	48,139.00
		Transactions	3	<u>\$150,281.00</u>
Account 5910.010 - Transfers Out To General Fund Totals				

FY 2023/2024

Public Works

Engineering, Fleet Maintenance, Paradise Community Park,
Public Facilities, Gas Tax/Streets Maintenance,
Transit Operations and Transportation

TOWN OF PARADISE
Fiscal Year 2023/24 Budget

Account Number	Description	2022 Actual Amount	2023 Amended Budget	2023 Estimated Amount	2024 Department Requested	2024 Manager Recommend	2024 Town Council Adopted
Fund: 1010 - General Fund							
Department: 45 - Public Works							
Program: 4740 - Public Works - Engineering							
Expenditures							
	5100 Personnel Services	342,108	620,482	474,350	609,561	609,561	609,561
	5200 Supplies and Services	240,271	153,542	206,467	110,760	110,760	110,760
	5300 Capital Outlay	5,869	101,700	9,672	90,200	90,200	90,200
	5500 Debt Service	-	-	-	-	-	-
Total Expenditures		588,249	875,724	690,489	810,521	810,521	810,521
Revenues							
	Service Fees						
	Fines and Forfeitures						
	Other						
Total Revenues		-	-	-	-	-	-
Net General Fund Support		588,249	875,724	690,489	810,521	810,521	810,521

Fiscal Year 2023-2024 Personnel Allocation

Position/Title	Weekly Hours	Percent Allocated	Full Time Equiv	Allocated Wages & Benefits
PW Director/Town Engineer	40	50%	0.50	123,389
Engineering Division Manager	40	60%	0.60	113,714
Senior Capital Projects Manager	40	20%	0.20	32,088
Capital Projects Manager	40	20%	0.20	29,349
Capital Projects Manager	40	15%	0.15	22,443
Infrastructure Program Manager	40	15%	0.15	19,247
Assistant Engineer	40	20%	0.20	13,040
Senior Construction Inspector	40	80%	0.80	93,585
Construction Inspector II	40	80%	0.80	73,025
Administrative Assistant	40	100%	1.00	75,320
Engineering Intern	40	100%	0.25	7,822
		Total	4.85	603,022

Allocation to Other Programs

PW Director/Town Engineer	BSWW 2%; Gas Tax 48%
Engineering Division Manager	Gas Tax 30%; Transportation 10%
Senior Capital Projects Manager	Gas Tax 70%; Transportation 10%
Capital Projects Manager	Gas Tax 70%; Transportation 10%
Capital Projects Manager	Gas Tax 85%
Infrastructure Program Manager	Gas Tax 85%
Assistant Engineer	Gas Tax 70%; Transportation 10%
Senior Construction Inspector	Gas Tax 18%; Transportation 2%
Construction Inspector II	Gas Tax 18%; Transportation 2%

TOWN OF PARADISE
Fiscal Year 2023/24 Budget

Account Number	Description	2022	2023	2023	2024	2024	2024
		Actual Amount	Amended Budget	Estimated Amount	Department Requested	Manager Recommend	Town Council Adopted
Fund: 1010 - General Fund							
EXPENSES							
Department: 45 - Public Works							
Program: 4740 - Public Works - Engineering							
5101	Salaries - Permanent	229,239	419,148	327,580	442,847	442,847	442,847
5102	Salaries - Temporary	-	-	-	-	-	-
5103.102	Differential Pay Out of Class	-	-	431	-	-	-
5105	Salaries - Overtime/FLSA	2,961	2,800	965	2,800	2,800	2,800
5106.100	Incentives & Admin Leave Administrative Leave	7,211	11,147	-	11,896	11,896	11,896
5106.200	Incentives & Admin Leave Gym Reimbursement	-	-	288	-	-	-
5107	Car Allowance/Mileage	1,200	1,200	1,199	1,200	1,200	1,200
5109.101	Allowances Boot Allowance	400	1,200	665	800	800	800
5111	Medicare	3,516	6,072	4,809	6,663	6,663	6,663
5112.101	Retirement Contribution PERS	46,526	81,224	68,820	78,806	78,806	78,806
5113	Worker's Compensation	19,108	32,640	21,043	5,533	5,533	5,533
5114.101	Health Insurance Medical	20,462	53,397	34,764	50,990	50,990	50,990
5114.102	Health Insurance Dental	2,263	-	3,705	-	-	-
5114.103	Health Insurance Vision	198	-	283	-	-	-
5115	Unemployment Compensation	-	-	2,189	-	-	-
5116.101	Life and Disability Insurance Life & Disab.	677	4,441	971	4,355	4,355	4,355
5116.102	Life and Disability Insurance Long Term/Short Term Disability	2,270	-	3,389	-	-	-
5119.100	Retiree Costs Medical Insurance	6,077	7,213	3,249	3,671	3,671	3,671
5201.100	Office Supplies General	691	1,500	2,536	2,500	2,500	2,500
5202.100	Operating Supplies General	1,835	1,200	1,079	1,200	1,200	1,200
5203.100	Repairs and Maint Supplies General	94	100	-	100	100	100
5204	Subscriptions and Code Books	216	-	-	-	-	-
5209.101	Auto Fuel Expense Town Vehicles	2,301	1,800	1,884	2,000	2,000	2,000

TOWN OF PARADISE
Fiscal Year 2023/24 Budget

Account Number	Description	2022	2023	2023	2024	2024	2024
		Actual Amount	Amended Budget	Estimated Amount	Department Requested	Manager Recommend	Town Council Adopted
5210.100	Postage General	121	1,000	55	150	150	150
5213.100	Professional/Contract Services General	200,678	100,000	86,864	60,000	60,000	60,000
5214.100	Repair and Maint Service General	24,385	38,050	99,232	24,930	24,930	24,930
5216.100	Communications General Services	2,213	2,082	3,069	2,500	2,500	2,500
5218.100	Advertising General	831	2,200	2,020	2,200	2,200	2,200
5219.100	Printing General	206	110	223	180	180	180
5220.100	Employee Development General	6,319	5,500	9,300	15,000	15,000	15,000
5223.101	Meals and Refreshments Employee Meals-MOU Overtime	-	-	13	-	-	-
5223.105	Meals and Refreshments Emergencies and Meetings	383	-	41	-	-	-
5260	Miscellaneous	-	-	150	-	-	-
5304	Furniture & Equipment	5,869	26,500	9,672	15,000	15,000	15,000
5305	Vehicles	-	75,200	-	75,200	75,200	75,200
EXPENSE GRAND Totals:		588,249	875,724	690,489	810,521	810,521	810,521

Town of Paradise

Budget Transactions Report
Budget Year of 2023/24

G/L Account	Transaction	Number of Units	Cost per Unit	Total Amount
EXPENSES				
Fund	1010 - General Fund			
Department	45 - Public Works			
Program	4740 - Public Works - Engineering			
Account	5201.100 - Office Supplies General			
1010.45.4740.5201.100	Office Supplies (Pens, Folders, Drafting Supplies)	1.0000	2,500.00	2,500.00
	Account 5201.100 - Office Supplies General Totals	Transactions	1	<u>\$2,500.00</u>
Account	5202.100 - Operating Supplies General			
1010.45.4740.5202.100	PPE for Field Inspections	1.0000	1,200.00	1,200.00
	Account 5202.100 - Operating Supplies General Totals	Transactions	1	<u>\$1,200.00</u>
Account	5209.101 - Auto Fuel Expense Town Vehicles			
1010.45.4740.5209.101	Engineering Fuel	1.0000	2,000.00	2,000.00
	Account 5209.101 - Auto Fuel Expense Town Vehicles Totals	Transactions	1	<u>\$2,000.00</u>
Account	5213.100 - Professional/Contract Services General			
1010.45.4740.5213.100	Northstar Surveying Contract	1.0000	30,000.00	30,000.00
1010.45.4740.5213.100	Outside Engineering - Staff Augmentation	1.0000	25,000.00	25,000.00
1010.45.4740.5213.100	Recruitment and Hiring Costs	1.0000	5,000.00	5,000.00
	Account 5213.100 - Professional/Contract Services General Totals	Transactions	4	<u>\$60,000.00</u>
Account	5214.100 - Repair and Maint Service General			
1010.45.4740.5214.100	Accela Maintenance Renewal	1.0000	3,500.00	3,500.00
1010.45.4740.5214.100	Adobe Acrobat Renewal	1.0000	850.00	850.00
1010.45.4740.5214.100	AutoCAD Civil 3d Subscriptions	1.0000	7,500.00	7,500.00
1010.45.4740.5214.100	Blue Beam Plan Markup Subscriptions	1.0000	700.00	700.00
1010.45.4740.5214.100	CA Professional Engineer's License Renewal	1.0000	540.00	540.00
1010.45.4740.5214.100	ESRI Software Renewal	1.0000	1,500.00	1,500.00
1010.45.4740.5214.100	Misc. Repair and Maintenance	1.0000	10,000.00	10,000.00
1010.45.4740.5214.100	Printer/Copier Maintenance	1.0000	340.00	340.00
	Account 5214.100 - Repair and Maint Service General Totals	Transactions	9	<u>\$24,930.00</u>
Account	5216.100 - Communications General Services			
1010.45.4740.5216.100	Cell and Data for Mobile Devices	1.0000	1,330.00	1,330.00
1010.45.4740.5216.100	Portion of Cell Allowance	12.0000	97.50	1,170.00
	Account 5216.100 - Communications General Services Totals	Transactions	2	<u>\$2,500.00</u>
Account	5218.100 - Advertising General			

Town of Paradise

Budget Transactions Report
Budget Year of 2023/24

G/L Account	Transaction	Number of Units	Cost per Unit	Total Amount
1010.45.4740.5218.100	Bid Advertising	1.0000	2,200.00	2,200.00
	Account 5218.100 - Advertising General Totals	Transactions	1	\$2,200.00
	Account 5220.100 - Employee Development General			
1010.45.4740.5220.100	Employee Training & Travel	1.0000	15,000.00	15,000.00
	Account 5220.100 - Employee Development General Totals	Transactions	1	\$15,000.00
	Account 5304 - Furniture & Equipment			
1010.45.4740.5304	Department Furniture	1.0000	5,000.00	5,000.00
1010.45.4740.5304	Laptop Replacements	1.0000	5,000.00	5,000.00
1010.45.4740.5304	Workstation Replacements	1.0000	5,000.00	5,000.00
	Account 5304 - Furniture & Equipment Totals	Transactions	3	\$15,000.00
	Account 5305 - Vehicles			
1010.45.4740.5305	Construction Inspector Ford Ranger (Approved FY 21-22)	1.0000	37,600.00	37,600.00
1010.45.4740.5305	Engineering Department Ford Ranger (Approved FY 22-23)	1.0000	37,600.00	37,600.00
	Account 5305 - Vehicles Totals	Transactions	2	\$75,200.00

TOWN OF PARADISE
Fiscal Year 2023/24 Budget

Account Number	Description	2022 Actual Amount	2023 Amended Budget	2023 Estimated Amount	2024 Department Requested	2024 Manager Recommend	2024 Town Council Adopted
Fund: 1010 - General Fund							
Department: 45 - Public Works							
Program: 4550 - Fleet Management							
Expenditures							
	5100 Personnel Services	152,832	187,560	189,347	198,043	198,043	198,043
	5200 Supplies and Services	176,442	184,266	189,524	188,750	188,750	188,750
	5300 Capital Outlay	5,908	9,800	2,648	10,000	10,000	10,000
	5500 Debt Service	-	-	-	-	-	-
Total Expenditures		335,182	381,626	381,519	396,793	396,793	396,793
Revenues							
	Service Fees						
	Fines and Forfeitures						
	Other						
Total Revenues		-	-	-	-	-	-
Transfers In							
Transfers (Out)		-	-	-	-	-	-
Net General Fund Support		335,182	381,626	381,519	396,793	396,793	396,793

Fiscal Year 2023-2024 Personnel Allocation

Position/Title	Weekly Hours	Percent Allocated	Full Time Equiv	Allocated Wages & Benefits
Fleet Services Supervisor	36	100%	0.90	105,841
Fleet Mechanic II	40	100%	1.00	84,860
		Total	1.90	190,701

TOWN OF PARADISE
Fiscal Year 2023/24 Budget

Account Number	Description	2022 Actual Amount	2023 Amended Budget	2023 Estimated Amount	2024 Department Requested	2024 Manager Recommend	2024 Town Council Adopted
Fund: 1010 - General Fund							
EXPENSES							
Department: 30 - Police							
Program: 4550 - Fleet Management							
5101	Salaries - Permanent	99,793	130,238	130,254	140,888	140,888	140,888
5109.100	Allowances Uniform Allowance	779	1,000	999	1,000	1,000	1,000
5109.101	Allowances Boot Allowance	1,000	1,000	1,090	1,000	1,000	1,000
5109.102	Allowances Tool Allowance	2,000	2,000	3,813	2,000	2,000	2,000
5111	Medicare	1,437	1,946	1,884	2,101	2,101	2,101
5112.101	Retirement Contribution PERS	22,807	24,798	25,783	25,296	25,296	25,296
5113	Worker's Compensation	4,817	3,243	2,342	1,994	1,994	1,994
5114.101	Health Insurance Medical	9,626	14,277	11,778	14,522	14,522	14,522
5114.102	Health Insurance Dental	1,811	-	2,112	-	-	-
5114.103	Health Insurance Vision	99	-	122	-	-	-
5115	Unemployment Compensation	-	-	864	-	-	-
5116.101	Life and Disability Insurance Life & Disab.	417	1,845	513	1,900	1,900	1,900
5116.102	Life and Disability Insurance Long Term/Short Term Disability	987	-	1,297	-	-	-
5119.100	Retiree Costs Medical Insurance	7,259	7,213	6,497	7,342	7,342	7,342
5202.100	Operating Supplies General	12,328	8,500	11,774	13,000	13,000	13,000
5203.100	Repairs and Maint Supplies General	101,476	120,000	125,291	120,000	120,000	120,000
5203.300	Repairs and Maint Supplies Accident and Negligence	11,326	5,000	3,367	5,000	5,000	5,000
5204	Subscriptions and Code Books	-	-	-	-	-	-
5209.101	Auto Fuel Expense Town Vehicles	1,752	2,000	2,016	2,000	2,000	2,000

TOWN OF PARADISE
Fiscal Year 2023/24 Budget

Account Number	Description	2022	2023	2023	2024	2024	2024
		Actual Amount	Amended Budget	Estimated Amount	Department Requested	Manager Recommend	Town Council Adopted
5210.100	Postage General	-	50	28	50	50	50
5213.100	Professional/Contract Services General	4,082	2,316	2,581	2,300	2,300	2,300
5214.100	Repair and Maint Service General	33,130	32,000	32,129	32,000	32,000	32,000
5214.300	Repair and Maint Service Accident and Negligence	5,292	3,500	3,021	3,500	3,500	3,500
5216.100	Communications General Services	900	900	899	900	900	900
5218.100	Advertising General	259	-	-	-	-	-
5220.100	Employee Development General	5,854	10,000	8,418	10,000	10,000	10,000
5224	Travel Expenses - Lodging, Airfare, Incidentals	42	-	-	-	-	-
5303	Improvements	-	-	-	-	-	-
5304	Furniture & Equipment	5,908	9,800	2,648	10,000	10,000	10,000
EXPENSE GRAND Totals:		335,182	381,626	381,519	396,793	396,793	396,793

Town of Paradise

Budget Transactions Report
Budget Year of 2023/24

G/L Account	Transaction	Number of Units	Cost per Unit	Total Amount
EXPENSES				
Fund	1010 - General Fund			
Department	30 - Police			
Program	4550 - Fleet Management			
Account	5202.100 - Operating Supplies General			
1010.30.4550.5202.100	Shop Towels, Rags, Cleaning Products and Other Shop Supplies	1.0000	13,000.00	13,000.00
	Account 5202.100 - Operating Supplies General Totals	Transactions	1	<u>\$13,000.00</u>
Account	5203.100 - Repairs and Maint Supplies General			
1010.30.4550.5203.100	Generators Maintenance	1.0000	3,000.00	3,000.00
1010.30.4550.5203.100	Misc. Maintenance Supplies Including Oil Inventory	1.0000	2,000.00	2,000.00
1010.30.4550.5203.100	Shop Equipment and Tools	1.0000	3,000.00	3,000.00
1010.30.4550.5203.100	Tires - Animal Control	1.0000	1,000.00	1,000.00
1010.30.4550.5203.100	Tires - Community Development & Public Works	1.0000	9,000.00	9,000.00
1010.30.4550.5203.100	Tires - Fire Department	1.0000	11,000.00	11,000.00
1010.30.4550.5203.100	Tires - Misc.	1.0000	2,000.00	2,000.00
1010.30.4550.5203.100	Tires - Police Department	1.0000	9,000.00	9,000.00
1010.30.4550.5203.100	Vehicle Maintenance Parts - Animal Control	1.0000	6,000.00	6,000.00
1010.30.4550.5203.100	Vehicle Maintenance Parts - Community Development & Public Works	1.0000	12,000.00	12,000.00
1010.30.4550.5203.100	Vehicle Maintenance Parts - Fire Department	1.0000	24,000.00	24,000.00
1010.30.4550.5203.100	Vehicle Maintenance Parts - Misc.	1.0000	10,000.00	10,000.00
1010.30.4550.5203.100	Vehicle Maintenance Parts - Police Department	1.0000	28,000.00	28,000.00
	Account 5203.100 - Repairs and Maint Supplies General Totals	Transactions	13	<u>\$120,000.00</u>
Account	5203.300 - Repairs and Maint Supplies Accident and Negligence			
1010.30.4550.5203.300	Vehicle Replacement Parts for Accidents/Negligence	1.0000	5,000.00	5,000.00
	Account 5203.300 - Repairs and Maint Supplies Accident and Negligence Totals	Transactions	1	<u>\$5,000.00</u>
Account	5209.101 - Auto Fuel Expense Town Vehicles			
1010.30.4550.5209.101	Gasoline for Shop Truck	1.0000	2,000.00	2,000.00
	Account 5209.101 - Auto Fuel Expense Town Vehicles Totals	Transactions	1	<u>\$2,000.00</u>
Account	5210.100 - Postage General			
1010.30.4550.5210.100	Postage for Returning Parts	1.0000	50.00	50.00
	Account 5210.100 - Postage General Totals	Transactions	1	<u>\$50.00</u>
Account	5213.100 - Professional/Contract Services General			
1010.30.4550.5213.100	Employee Safety Testing	1.0000	100.00	100.00

Town of Paradise

Budget Transactions Report
Budget Year of 2023/24

G/L Account	Transaction	Number of Units	Cost per Unit	Total Amount
1010.30.4550.5213.100	Environmental Health (CUPA) Fee	1.0000	400.00	400.00
1010.30.4550.5213.100	EPA Fee	1.0000	80.00	80.00
1010.30.4550.5213.100	Gas Pump Permit	1.0000	80.00	80.00
1010.30.4550.5213.100	Hazardous Waste Disposal	1.0000	715.00	715.00
1010.30.4550.5213.100	Smog Service	1.0000	245.00	245.00
1010.30.4550.5213.100	SNAP & Diagnostic Testing	1.0000	190.00	190.00
1010.30.4550.5213.100	Towing Service	1.0000	490.00	490.00
Account 5213.100 - Professional/Contract Services General Totals		Transactions	8	\$2,300.00
Account 5214.100 - Repair and Maint Service General				
1010.30.4550.5214.100	Gas Pump Repairs	1.0000	500.00	500.00
1010.30.4550.5214.100	Generators Maintenance and Repairs	1.0000	4,000.00	4,000.00
1010.30.4550.5214.100	Outside Vehicle Repairs - Animal Control	1.0000	3,500.00	3,500.00
1010.30.4550.5214.100	Outside Vehicle Repairs - Community Development	1.0000	4,000.00	4,000.00
1010.30.4550.5214.100	Outside Vehicle Repairs - Fire	1.0000	5,000.00	5,000.00
1010.30.4550.5214.100	Outside Vehicle Repairs - Police	1.0000	10,000.00	10,000.00
1010.30.4550.5214.100	Outside Vehicle Repairs - Public Works	1.0000	5,000.00	5,000.00
Account 5214.100 - Repair and Maint Service General Totals		Transactions	7	\$32,000.00
Account 5214.300 - Repair and Maint Service Accident and Negligence				
1010.30.4550.5214.300	Outside Vehicle Repairs for Accidents/Negligence	1.0000	3,500.00	3,500.00
Account 5214.300 - Repair and Maint Service Accident and Negligence Totals		Transactions	1	\$3,500.00
Account 5216.100 - Communications General Services				
1010.30.4550.5216.100	Cell Phone Service	12.0000	75.00	900.00
Account 5216.100 - Communications General Services Totals		Transactions	1	\$900.00
Account 5220.100 - Employee Development General				
1010.30.4550.5220.100	Class B Certification	1.0000	4,000.00	4,000.00
1010.30.4550.5220.100	Vehicle & Equipment Maintenance Training	2.0000	3,000.00	6,000.00
Account 5220.100 - Employee Development General Totals		Transactions	2	\$10,000.00
Account 5304 - Furniture & Equipment				
1010.30.4550.5304	Shop Equipment	1.0000	10,000.00	10,000.00
Account 5304 - Furniture & Equipment Totals		Transactions	1	\$10,000.00

TOWN OF PARADISE
Fiscal Year 2023/24 Budget

Account Number	Description	2022 Actual Amount	2023 Amended Budget	2023 Estimated Amount	2024 Department Requested	2024 Manager Recommend	2024 Town Council Adopted
Fund: 1010 - General Fund							
Department: 45 - Public Works							
Program: 4745 - Paradise Community Park							
Expenditures							
	5100 Personnel Services	-	-	-	-	-	-
	5200 Supplies and Services	66,458	65,885	64,400	119,010	119,010	119,010
	5300 Capital Outlay	-	-	-	-	-	-
	5500 Debt Service	-	-	-	-	-	-
Total Expenditures		66,458	65,885	64,400	119,010	119,010	119,010
Revenues							
	Service Fees						
	Fines and Forfeitures						
	Other						
Total Revenues		-	-	-	-	-	-
Net General Fund Support		66,458	65,885	64,400	119,010	119,010	119,010

TOWN OF PARADISE
Fiscal Year 2023/24 Budget

Account Number	Description	2022 Actual Amount	2023 Amended Budget	2023 Estimated Amount	2024 Department Requested	2024 Manager Recommend	2024 Town Council Adopted
Fund: 1010 - General Fund							
EXPENSES							
Department: 45 - Public Works							
Program: 4745 - Paradise Community Park							
5202.100	Operating Supplies General	613	1,000	2,698	3,000	3,000	3,000
5203.100	Repairs and Maint Supplies General	2,017	1,000	632	1,000	1,000	1,000
5211.135	Utilities Water and Sewer	2,300	2,760	2,005	2,760	2,760	2,760
5211.137	Utilities Electric and Gas	2,230	2,050	2,018	2,050	2,050	2,050
5214.100	Repair and Maint Service General	59,024	58,800	56,823	110,000	110,000	110,000
5216.100	Communications General Services	274	275	225	200	200	200
EXPENSE GRAND Totals:		66,458	65,885	64,400	119,010	119,010	119,010
		\$0.00	\$0.00	\$0.00	\$0.00		
		-	-	-	-		

Town of Paradise

Budget Transactions Report
Budget Year of 2023/24

G/L Account	Transaction	Number of Units	Cost per Unit	Total Amount	
EXPENSES					
Fund	1010 - General Fund				
Department	45 - Public Works				
Program	4745 - Paradise Community Park				
Account	5202.100 - Operating Supplies General				
1010.45.4745.5202.100	Doggie Bags	1.0000	500.00	500.00	
1010.45.4745.5202.100	Other Park Supplies	1.0000	2,500.00	2,500.00	
	Account	5202.100 - Operating Supplies General Totals	Transactions	2	<u>\$3,000.00</u>
Account	5203.100 - Repairs and Maint Supplies General				
1010.45.4745.5203.100	Misc. Maintenance and Repairs Supplies	1.0000	500.00	500.00	
1010.45.4745.5203.100	Park Bathroom Supplies	1.0000	500.00	500.00	
	Account	5203.100 - Repairs and Maint Supplies General Totals	Transactions	2	<u>\$1,000.00</u>
Account	5211.135 - Utilities Water and Sewer				
1010.45.4745.5211.135	Water Service	1.0000	2,760.00	2,760.00	
	Account	5211.135 - Utilities Water and Sewer Totals	Transactions	1	<u>\$2,760.00</u>
Account	5211.137 - Utilities Electric and Gas				
1010.45.4745.5211.137	Electricity and Gas	1.0000	2,050.00	2,050.00	
	Account	5211.137 - Utilities Electric and Gas Totals	Transactions	1	<u>\$2,050.00</u>
Account	5214.100 - Repair and Maint Service General				
1010.45.4745.5214.100	Contract Landscaping & Maintenance	1.0000	60,000.00	60,000.00	
1010.45.4745.5214.100	Playground Surfacing	1.0000	50,000.00	50,000.00	
	Account	5214.100 - Repair and Maint Service General Totals	Transactions	2	<u>\$110,000.00</u>
Account	5216.100 - Communications General Services				
1010.45.4745.5216.100	Sewer Alarm	1.0000	200.00	200.00	
	Account	5216.100 - Communications General Services Totals	Transactions	1	<u>\$200.00</u>

TOWN OF PARADISE
Fiscal Year 2023/24 Budget

Account Number	Description	2022 Actual Amount	2023 Amended Budget	2023 Estimated Amount	2024 Department Requested	2024 Manager Recommend	2024 Town Council Adopted
Fund: 1010 - General Fund							
Department: 45 - Public Works							
Program: 4747 - Public Facilities							
Expenditures							
	5100 Personnel Services	92,511	128,745	113,017	130,095	130,095	130,095
	5200 Supplies and Services	132,202	121,570	40,929	93,100	93,100	93,100
	5300 Capital Outlay	-	264,000	269,742	50,000	50,000	50,000
	5500 Debt Service	-	-	-	-	-	-
Total Expenditures		224,713	514,315	423,689	273,195	273,195	273,195
Revenues							
	Service Fees						
	Fines and Forfeitures						
	Other						
Total Revenues		-	-	-	-	-	-
Net General Fund Support		224,713	514,315	423,689	273,195	273,195	273,195

Fiscal Year 2023-2024 Personnel Allocation

Position/Title	Weekly Hours	Percent Allocated	Full Time Equiv	Allocated Wages & Benefits
Public Works Manager	40	20%	0.20	31,696
Senior Maintenance Worker	40	100%	1.00	98,399
		Total	1.20	130,095
Allocation to Other Programs				
Public Works Manager	Gas Tax 80%			

TOWN OF PARADISE
Fiscal Year 2023/24 Budget

Account Number	Description	2022 Actual Amount	2023 Amended Budget	2023 Estimated Amount	2024 Department Requested	2024 Manager Recommend	2024 Town Council Adopted
Fund: 1010 - General Fund							
EXPENSES							
Department: 45 - Public Works							
Program: 4747 - Public Facilities							
5101	Salaries - Permanent	53,917	76,129	66,949	82,028	82,028	82,028
5105	Salaries - Overtime/FLSA	111	-	2,203	-	-	-
5106.100	Incentives & Admin Leave Administrative Leave	863	897	-	934	934	934
5109.101	Allowances Boot Allowance	99	560	560	560	560	560
5111	Medicare	735	1,125	904	1,211	1,211	1,211
5112.101	Retirement Contribution PERS	11,079	13,913	13,182	13,519	13,519	13,519
5113	Worker's Compensation	13,693	15,515	10,285	10,885	10,885	10,885
5114.101	Health Insurance Medical	9,527	19,581	15,060	19,881	19,881	19,881
5114.102	Health Insurance Dental	1,649	-	2,350	-	-	-
5114.103	Health Insurance Vision	109	-	143	-	-	-
5115	Unemployment Compensation	-	-	416	-	-	-
5116.101	Life and Disability Insurance Life & Disab.	195	1,025	265	1,077	1,077	1,077
5116.102	Life and Disability Insurance Long Term/Short Term Disability	535	-	701	-	-	-
5201.100	Office Supplies General	64	-	182	200	200	200
5202.100	Operating Supplies General	-	-	77	200	200	200
5203.100	Repairs and Maint Supplies General	3,560	3,525	2,121	3,500	3,500	3,500
5211.135	Utilities Water and Sewer	5,061	4,380	3,135	3,500	3,500	3,500
5211.136	Utilities Refuse Service	-	40,000	15,588	18,000	18,000	18,000
5214.100	Repair and Maint Service General	123,134	73,500	19,044	65,000	65,000	65,000
5216.100	Communications General Services	-	-	365	400	400	400
5218.100	Advertising General	140	140	-	-	-	-
5219.100	Printing General	27	25	43	50	50	50
5220.100	Employee Development General	200	-	315	2,000	2,000	2,000
5223.101	Meals and Refreshments Employee Meals-MOU Overtime	15	-	60	250	250	250
5303	Improvements	-	264,000	269,742	50,000	50,000	50,000
EXPENSE GRAND Totals:		224,713	514,315	423,689	273,195	273,195	273,195

Town of Paradise

Budget Transactions Report
Budget Year of 2023/24

G/L Account	Transaction	Number of Units	Cost per Unit	Total Amount
EXPENSES				
Fund	1010 - General Fund			
Department	45 - Public Works			
Program	4747 - Public Facilities			
Account	5211.135 - Utilities Water and Sewer			
1010.45.4747.5211.135	Water Service for Town Facilities	1.0000	3,500.00	3,500.00
	Account	5211.135 - Utilities Water and Sewer Totals	Transactions	1
				<u>3,500.00</u>
Account	5211.136 - Utilities Refuse Service			
1010.45.4747.5211.136	Hauling Services - Clearing Green Waste from Town Properties	1.0000	18,000.00	18,000.00
	Account	5211.136 - Utilities Refuse Service Totals	Transactions	1
				<u>18,000.00</u>
Account	5214.100 - Repair and Maint Service General			
1010.45.4747.5214.100	Alarm System Upgrades	1.0000	2,000.00	2,000.00
1010.45.4747.5214.100	Community Park - Bathroom Floor Epoxy	1.0000	2,000.00	2,000.00
1010.45.4747.5214.100	Depot stairs and decking repairs	1.0000	10,000.00	10,000.00
1010.45.4747.5214.100	Irrigation repairs	1.0000	5,000.00	5,000.00
1010.45.4747.5214.100	Landscaping - Town Hall & PD	1.0000	10,000.00	10,000.00
1010.45.4747.5214.100	Police Department - Caulk, Seal, and Paint Building	1.0000	36,000.00	36,000.00
	Account	5214.100 - Repair and Maint Service General Totals	Transactions	6
				<u>\$65,000.00</u>
Account	5303 - Improvements			
1010.45.4747.5303	Town Facility Improvements	1.0000	50,000.00	50,000.00
	Account	5303 - Improvements Totals	Transactions	1
				<u>50,000.00</u>

TOWN OF PARADISE
Fiscal Year 2023/24 Budget

Account Number	Description	2022 Actual Amount	2023 Amended Budget	2023 Estimated Amount	2024 Department Requested	2024 Manager Recommend	2024 Town Council Adopted
Fund: 2120 - State Gas Tax							
Department: 45 - Public Works							
Program: 4750 - Public Works - Streets Maint.							
Expenditures							
	5100 Personnel Services	921,055	1,404,083	1,108,034	1,525,678	1,525,678	1,525,678
	5200 Supplies and Services	406,134	423,548	384,902	402,897	402,897	402,897
	5300 Capital Outlay	464,256	320,500	137,307	350,000	350,000	350,000
	5500 Debt Service	8,376	11,067	10,719	-	-	-
Total Expenditures		1,799,821	2,159,198	1,640,961	2,278,575	2,278,575	2,278,575
Revenues							
	Service Fees	198	-	-	-	-	-
	Fines and Forfeitures	-	-	-	-	-	-
	Other	1,499,320	1,480,288	1,480,288	9,823,395	9,823,395	9,823,395
Total Revenues		1,499,517	1,480,288	1,480,288	9,823,395	9,823,395	9,823,395
Net Income		(300,304)	(678,910)	(160,673)	7,544,820	7,544,820	7,544,820
Transfers In		951,339	817,557	817,557	908,041	908,041	908,041
Transfers (Out)		(353,824)	(285,147)	(236,711)	(439,182)	(439,182)	(439,182)
Ending Fund Balance		513,731	367,231	933,904	8,947,583	8,947,583	8,947,583

Fiscal Year 2023-2024 Personnel Allocation

Position/Title	Weekly Hours	Percent Allocated	Full Time Equiv	Allocated Wages & Benefits
Town Manager	40	5%	0.05	13,462
PW Director/Town Engineer	40	48%	0.48	118,564
Engineering Division Manager	40	30%	0.30	56,910
Senior Capital Projects Manager	40	70%	0.70	112,417
Capital Projects Manager	40	70%	0.70	102,825
Capital Projects Manager	40	85%	0.85	127,297
Public Works Manager	40	80%	0.80	126,903
Infrastructure Program Manager	40	85%	0.85	109,169
Assistant Engineer	40	70%	0.70	46,658
Senior Construction Inspector	40	18%	0.18	21,076
Public Works Supervisor	40	100%	1.00	123,961
Construction Inspector II	40	18%	0.18	16,447
Senior Maintenance Worker	40	100%	1.00	104,180
PW Maint Worker II (3)	40	100%	3.00	232,786
PW Maint Worker I	40	100%	1.00	74,615
Finance Director/Town Treasurer	40	5%	0.05	10,141
Accounting Manager	40	10%	0.10	13,332
Accounting Analyst	36	60%	0.54	53,983
		Total	12.48	1,464,726
Allocation to Other Programs				
Town Manager		Town Mgr 85%; BSWW 5%; BHS 5%		
PW Director/Town Engineer		Eng 50%; BSWW 2%		
Engineering Division Manager		Eng 60%; Transportation 10%		
Senior Capital Projects Manager		Eng 20%; Transportation 10%		
Capital Projects Manager		Eng 20%; Transportation 10%		
Capital Projects Manager		Eng 15%		
Public Works Manager		Facilities 20%		
Infrastructure Program Manager		Eng 15%		
Assistant Engineer		Eng 20%; Transportation 10%		
Senior Construction Inspector		Eng 80%; Transportation 2%		
Construction Inspector II		Eng 80%; Transportation 2%		
Finance Director/Town Treasurer		Finance 83%; BSWW 10%; Transportation 2%		
Accounting Manager		Finance 67%; BSWW 15%; BHS 5%; Transportation 3%		

TOWN OF PARADISE
Fiscal Year 2023/24 Budget

Account Number	Description	2022 Actual Amount	2023 Amended Budget	2023 Estimated Amount	2024 Department Requested	2024 Manager Recommend	2024 Town Council Adopted
Fund: 2120 - State Gas Tax							
REVENUES							
Department: 45 - Public Works							
Program: 4750 - Public Works - Streets Maint.							
3355.001	State gas Tax Section 2106	114,154	22,872	22,872	17,228	17,228	17,228
3355.002	State gas Tax Section 2107	237,327	60,500	60,500	45,572	45,572	45,572
3355.003	State gas Tax Section 2107.5	6,000	2,000	2,000	1,507	1,507	1,507
3355.005	State gas Tax Section 2105	189,271	39,000	39,000	29,377	29,377	29,377
3355.006	State gas Tax RSTP Regional Surface Trans Prog	187,312	150,000	150,000	112,988	112,988	112,988
3355.007	State gas Tax Section 2103	257,681	59,500	59,500	44,819	44,819	44,819
3355.008	State gas Tax Section 2032	453,973	137,500	137,500	186,704	186,704	186,704
3355.010	State Gas Tax Gas Tax Backfill	-	-	-	9,300,000	9,300,000	9,300,000
3410.150	Administrative Services Late Fees	198	-	-	-	-	-
3610.100	Interest Revenue Investments	138	200	200	200	200	200
3901.100	Refunds and Reimbursements Miscellaneous	53,465	95,000	95,000	85,000	85,000	85,000
3902.100	Miscellaneous Revenue General	-	913,716	913,716	-	-	-
3910.010	Transfers In From General Fund	235,177	69,000	69,000	-	-	-
3910.090	Transfers In From Camp Fire Recovery	152,758	57,039	57,039	7,530	7,530	7,530
3910.110	Transfers In From Local Transportation Fund	7,034	62,682	62,682	18,593	18,593	18,593
3910.112	Transfers In From Federal CMAQ Fund	32,203	27,203	27,203	16,606	16,606	16,606
3910.120	Transfers In From State Gas Tax Fund	-	-	-	9,225	9,225	9,225
3910.130	Transfers In From State Water Boards Prop 1	67,949	76,916	76,916	-	-	-
3910.132	Transfers In From HSIP Grant	8,927	36,764	36,764	2,962	2,962	2,962
3910.133	Transfers In From ATP Grant	43,434	33,561	33,561	95,762	95,762	95,762
3910.136	Transfers In FEMA Grants - Fire	15,695	-	-	-	-	-
3910.137	Transfers In EDA Grant	52,251	30,532	30,532	30,030	30,030	30,030
3910.138	Transfers In From USDA Fund	250,000	156,000	156,000	156,000	156,000	156,000
3910.139	Transfers In From FHWA Funds	61,245	63,479	63,479	55,824	55,824	55,824
3910.299	Transfers In From Grants Misc One Time Fund	-	-	-	2,824	2,824	2,824
3910.301	Transfers In CDBG-DR	24,666	204,381	204,381	512,685	512,685	512,685
REVENUES Total		2,450,856	2,297,845	2,297,845	10,731,436	10,731,436	10,731,436

TOWN OF PARADISE
Fiscal Year 2023/24 Budget

Account Number	Description	2022 Actual Amount	2023 Amended Budget	2023 Estimated Amount	2024 Department Requested	2024 Manager Recommend	2024 Town Council Adopted
EXPENSES							
Department: 45 - Public Works							
Program: 4750 - Public Works - Streets Maint.							
5101	Salaries - Permanent	563,602	871,174	688,663	1,027,664	1,027,664	1,027,664
5103.101	Differential Pay On Call	23,755	23,500	22,995	23,500	23,500	23,500
5103.102	Differential Pay Out of Class	556	750	905	750	750	750
5105	Salaries - Overtime/FLSA	8,843	8,450	25,825	8,450	8,450	8,450
5106.100	Incentives & Admin Leave Administrative Leave	11,927	22,082	733	26,299	26,299	26,299
5106.200	Incentives & Admin Leave Gym Reimbursement	-	360	150	360	360	360
5107	Car Allowance/Mileage	1,388	1,392	1,298	1,392	1,392	1,392
5109.101	Allowances Boot Allowance	3,291	3,520	5,186	3,420	3,420	3,420
5111	Medicare	8,651	13,228	10,557	15,800	15,800	15,800
5112.101	Retirement Contribution PERS	114,456	172,624	147,264	185,280	185,280	185,280
5113	Worker's Compensation	96,592	144,894	95,483	68,817	68,817	68,817
5114.101	Health Insurance Medical	53,933	109,636	64,722	128,350	128,350	128,350
5114.102	Health Insurance Dental	6,358	-	8,947	-	-	-
5114.103	Health Insurance Vision	589	-	722	-	-	-
5115	Unemployment Compensation	-	-	4,813	-	-	-
5116.101	Life and Disability Insurance Life & Disab.	1,935	10,166	2,238	11,343	11,343	11,343
5116.102	Life and Disability Insurance Long Term/Short Term Disability	3,811	-	4,689	-	-	-
5119.100	Retiree Costs Medical Insurance	21,367	22,307	20,782	24,253	24,253	24,253
5122	Accrual Bank Payoff	-	-	2,063	-	-	-
5201.100	Office Supplies General	281	300	650	500	500	500
5202.100	Operating Supplies General	11,485	8,250	6,637	5,000	5,000	5,000
5203.100	Repairs and Maint Supplies General	94,668	164,000	119,427	144,000	144,000	144,000
5209.101	Auto Fuel Expense Town Vehicles	32,711	27,500	28,197	27,500	27,500	27,500
5211.135	Utilities Water and Sewer	264	264	619	700	700	700
5211.137	Utilities Electric and Gas	41,467	34,800	39,976	34,800	34,800	34,800
5213.100	Professional/Contract Services General	23,553	16,500	13,933	40,000	40,000	40,000
5214.100	Repair and Maint Service General	111,622	94,800	98,350	100,000	100,000	100,000
5215.100	Rents and Leases Miscellaneous	8,412	8,000	4,566	4,500	4,500	4,500
5215.131	Rents and Leases Street Maintenance Equipment	69,959	20,500	22,433	20,500	20,500	20,500

TOWN OF PARADISE
Fiscal Year 2023/24 Budget

Account Number	Description	2022	2023	2023	2024	2024	2024
		Actual Amount	Amended Budget	Estimated Amount	Department Requested	Manager Recommend	Town Council Adopted
5216.100	Communications General Services	5,920	43,034	43,917	19,397	19,397	19,397
5218.100	Advertising General	123	100	341	250	250	250
5220.100	Employee Development General	5,084	5,000	5,137	5,000	5,000	5,000
5223.101	Meals and Refreshments Employee Meals-MOU Overtime	585	500	689	750	750	750
5223.105	Meals and Refreshments Emergencies and Meetings	-	-	32	-	-	-
5304	Furniture & Equipment	156,573	20,500	129,255	50,000	50,000	50,000
5305	Vehicles	307,682	300,000	8,052	300,000	300,000	300,000
5501	Debt Service Payment - Principal	8,376	11,067	10,719	-	-	-
5910.010	Transfers Out To General Fund	353,824	225,147	225,147	335,986	335,986	335,986
5910.100	Transfers Out To Capital Projects	-	60,000	11,564	93,971	93,971	93,971
5910.120	Transfers Out To State Gas Tax Fund	-	-	-	9,225	9,225	9,225
EXPENSES Total		2,153,645	2,444,345	1,877,672	2,717,757	2,717,757	2,717,757
Fund Total: 2120 - Net Change		297,211	(146,500)	420,173	8,013,679	8,013,679	8,013,679
ENDING FUND BALANCE		513,731	367,231	933,904	8,947,583	8,947,583	8,947,583

Town of Paradise

Budget Transactions Report
Budget Year of 2023/24

G/L Account	Transaction	Number of Units	Cost per Unit	Total Amount
EXPENSES				
Fund	2120 - State Gas Tax			
Department	45 - Public Works			
Program	4750 - Public Works - Streets Maint.			
Account	5202.100 - Operating Supplies General			
2120.45.4750.5202.100	05 - Office & Field Supplies & Assessories	1.0000	1,750.00	1,750.00
2120.45.4750.5202.100	20 - Safety Clothing & PPE	1.0000	2,650.00	2,650.00
2120.45.4750.5202.100	30 - Corp Yard Water for PW Staff	1.0000	600.00	600.00
	Account 5202.100 - Operating Supplies General Totals	Transactions	3	\$5,000.00
Account	5203.100 - Repairs and Maint Supplies General			
2120.45.4750.5203.100	15 - Road Rehab Supplies	1.0000	15,000.00	15,000.00
2120.45.4750.5203.100	20 - Vegetation Managment Supplies	1.0000	20,000.00	20,000.00
2120.45.4750.5203.100	25 - Drainage Supplies	1.0000	12,000.00	12,000.00
2120.45.4750.5203.100	30 - Signage & Road Markings Supplies	1.0000	12,000.00	12,000.00
2120.45.4750.5203.100	35 - Traffic Signal Supplies	1.0000	12,000.00	12,000.00
2120.45.4750.5203.100	45 - Snow Removal Supplies	1.0000	10,000.00	10,000.00
2120.45.4750.5203.100	50 - Spray Program Supplies	1.0000	35,000.00	35,000.00
2120.45.4750.5203.100	60 - PW Facilities / Janitorial Supplies	1.0000	3,000.00	3,000.00
2120.45.4750.5203.100	95 - Miscellaneous Supplies	1.0000	7,000.00	7,000.00
2120.45.4750.5203.100	95 - Signal Inventory Procurements	1.0000	18,000.00	18,000.00
	Account 5203.100 - Repairs and Maint Supplies General Totals	Transactions	10	\$144,000.00
Account	5209.101 - Auto Fuel Expense Town Vehicles			
2120.45.4750.5209.101	00 - Auto Fuel Expense.PW Vehicles	1.0000	27,500.00	27,500.00
	Account 5209.101 - Auto Fuel Expense Town Vehicles Totals	Transactions	1	\$27,500.00
Account	5211.135 - Utilities Water and Sewer			
2120.45.4750.5211.135	Portable Water Meter	1.0000	700.00	700.00
	Account 5211.135 - Utilities Water and Sewer Totals	Transactions	1	\$700.00
Account	5211.137 - Utilities Electric and Gas			
2120.45.4750.5211.137	00 - Electric & Gas for Street Lights and Corp Yard	1.0000	34,800.00	34,800.00
	Account 5211.137 - Utilities Electric and Gas Totals	Transactions	1	\$34,800.00

Town of Paradise

Budget Transactions Report
Budget Year of 2023/24

G/L Account	Transaction	Number of Units	Cost per Unit	Total Amount
Account 5213.100 - Professional/Contract Services General				
2120.45.4750.5213.100	DATCO Testing	1.0000	1,500.00	1,500.00
2120.45.4750.5213.100	Green Waste	1.0000	17,500.00	17,500.00
2120.45.4750.5213.100	Landscaping - Public Right of Way	1.0000	20,000.00	20,000.00
2120.45.4750.5213.100	Recording Fees	1.0000	500.00	500.00
2120.45.4750.5213.100	Worker's Comp Physical	1.0000	500.00	500.00
Account 5213.100 - Professional/Contract Services General Totals		Transactions	5	\$40,000.00
Account 5214.100 - Repair and Maint Service General				
2120.45.4750.5214.100	15 - Road Rehabilitation	1.0000	5,000.00	5,000.00
2120.45.4750.5214.100	20 - Vegetation Management	1.0000	5,000.00	5,000.00
2120.45.4750.5214.100	30 - Signage & Road Markings Services	1.0000	1,000.00	1,000.00
2120.45.4750.5214.100	35 - Traffic Signal Services	1.0000	56,200.00	56,200.00
2120.45.4750.5214.100	60 - Corp Yard Janitorial Services	12.0000	350.00	4,200.00
2120.45.4750.5214.100	60 - Pavement Management Program Software	1.0000	12,000.00	12,000.00
2120.45.4750.5214.100	60 -Accella CRM/SRM Software	1.0000	3,600.00	3,600.00
2120.45.4750.5214.100	65 - Stormwater Program / Permit Fee	1.0000	500.00	500.00
2120.45.4750.5214.100	85 - AutoCAD License Renewal	1.0000	6,500.00	6,500.00
2120.45.4750.5214.100	90 - Accela CRM Renewal (TOP Access)	1.0000	3,500.00	3,500.00
2120.45.4750.5214.100	95 - Miscellaneous Services	1.0000	2,500.00	2,500.00
Account 5214.100 - Repair and Maint Service General Totals		Transactions	11	\$100,000.00
Account 5215.131 - Rents and Leases Street Maintenance Equipment				
2120.45.4750.5215.131	00 - Rent Street Equipment	1.0000	20,500.00	20,500.00
Account 5215.131 - Rents and Leases Street Maintenance Equipment Totals		Transactions	1	\$20,500.00
Account 5216.100 - Communications General Services				
2120.45.4750.5216.100	00 - PW Radio Monthly Maint. Fees (23 Radios @ \$46.50/month)	1.0000	12,197.00	12,197.00
2120.45.4750.5216.100	10 - Telephone Services	12.0000	160.00	1,920.00
2120.45.4750.5216.100	20 - Cell and Data for Mobile Devices	12.0000	320.00	3,840.00
2120.45.4750.5216.100	20 - Portion of Cell Phone Allowance	12.0000	120.00	1,440.00
Account 5216.100 - Communications General Services Totals		Transactions	4	\$19,397.00

Town of Paradise

Budget Transactions Report
Budget Year of 2023/24

G/L Account	Transaction	Number of Units	Cost per Unit	Total Amount
Account 5220.100 - Employee Development General				
2120.45.4750.5220.100	10 - Training / Continuing Education	1.0000	2,000.00	2,000.00
2120.45.4750.5220.100	20 - License & Membership Renewals	1.0000	1,500.00	1,500.00
2120.45.4750.5220.100	30 - Testing (DMV & Other Certifications)	1.0000	1,500.00	1,500.00
Account 5220.100 - Employee Development General Totals		Transactions	3	<u>\$5,000.00</u>
Account 5223.101 - Meals and Refreshments Employee Meals-MOU Overtime				
2120.45.4750.5223.101	10 - Meals and Refreshments MOU Overtime	1.0000	750.00	750.00
Account 5223.101 - Meals and Refreshments Employee Meals-MOU Overtime Totals		Transactions	1	<u>\$750.00</u>
Account 5304 - Furniture & Equipment				
2120.45.4750.5304	Streets Department Equipment	1.0000	50,000.00	50,000.00
Account 5304 - Furniture & Equipment Totals		Transactions	1	<u>\$50,000.00</u>
Account 5305 - Vehicles				
2120.45.4750.5305	Street Sweeper	1.0000	300,000.00	300,000.00
Account 5305 - Vehicles Totals		Transactions	1	<u>\$300,000.00</u>
Account 5910.010 - Transfers Out To General Fund				
2120.45.4750.5910.010	Central Services Allocation	1.0000	226,268.00	226,268.00
2120.45.4750.5910.010	Pension Obligation Bond	1.0000	109,718.00	109,718.00
Account 5910.010 - Transfers Out To General Fund Totals		Transactions	2	<u>\$335,986.00</u>

TOWN OF PARADISE
Fiscal Year 2023/24 Budget

Account Number	Description	2022 Actual Amount	2023 Amended Budget	2023 Estimated Amount	2024 Department Requested	2024 Manager Recommend	2024 Town Council Adopted
Fund: 5900 - Transit Fund							
Department: 45 - Public Works							
Program: 4820 - CDD - Transit Operations							
Expenditures							
	5100 Personnel Services	-	-	-	-	-	-
	5200 Supplies and Services	1,391	1,200	1,000	1,000	1,000	1,000
	5300 Capital Outlay	-	-	-	-	-	-
	5500 Debt Service	-	-	-	-	-	-
Total Expenditures		1,391	1,200	1,000	1,000	1,000	1,000
Revenues							
	Service Fees	-	-	-	-	-	-
	Fines and Forfeitures	-	-	-	-	-	-
	Other	1,415	1,200	1,000	1,000	1,000	1,000
Total Revenues		1,415	1,200	1,000	1,000	1,000	1,000
Net Income		24	-	-	-	-	-
Transfers In		-	-	-	-	-	-
Transfers (Out)		-	-	-	-	-	-
Ending Fund Balance		-	(28,720)	-	-	-	-

TOWN OF PARADISE
Fiscal Year 2023/24 Budget

Account Number	Description	2022 Actual Amount	2023 Amended Budget	2023 Estimated Amount	2024 Department Requested	2024 Manager Recommend	2024 Town Council Adopted
Fund: 5900 - Transit Fund							
REVENUES							
Department: 40 - Community Development							
Program: 4820 - CDD - Transit Operations							
3610.100	Interest Revenue Investments	24	-	-	-	-	-
3902.201	Miscellaneous Revenue Paratransit Tickets	25	-	-	-	-	-
3902.202	Miscellaneous Revenues BC Transit Tickets	1,366	1,200	1,000	1,000	1,000	1,000
REVENUES Total		1,415	1,200	1,000	1,000	1,000	1,000
EXPENSES							
Department: 40 - Community Development							
Program: 4820 - CDD - Transit Operations							
5213.100	Professional/Contract Services General	-	-	-	-	-	-
5260	Miscellaneous	1,391	1,200	1,000	1,000	1,000	1,000
5910.110	Transfers Out to Local Transportation Funds	28,744	28,720	-	-	-	-
EXPENSES Total		30,135	29,920	1,000	1,000	1,000	1,000
Fund Total: 5900 - Net Change		(28,720)	(28,720)	-	-	-	-
ENDING FUND BALANCE		-	(28,720)	-	-	-	-

Town of Paradise

Budget Transactions Report

Budget Year of 2023/24

G/L Account	Transaction	Number of Units	Cost per Unit	Total Amount
EXPENSES				
Fund	5900 - Transit Fund			
Department	40 - Community Development			
Program	4820 - CDD - Transit Operations			
Account	5260 - Miscellaneous			
5900.40.4820.5260	Fixed Route Bus Passes	1.0000	1,000.00	1,000.00
		Account	5260 - Miscellaneous	Totals
		Transactions	1	\$1,000.00

TOWN OF PARADISE
Fiscal Year 2023/24 Budget

Account Number	Description	2022 Actual Amount	2023 Amended Budget	2023 Estimated Amount	2024 Department Requested	2024 Manager Recommend	2024 Town Council Adopted
Fund: 2110 - Transportation Fund							
Department: 45 - Public Works							
Program: 4743 - Streets and Roads							
Expenditures							
	5100 Personnel Services	36,545	65,122	51,543	68,105	68,105	68,105
	5200 Supplies and Services	173	105	198	198	198	198
	5300 Capital Outlay	-	-	-	-	-	-
	5500 Debt Service	-	-	-	-	-	-
Total Expenditures		36,718	65,227	51,741	68,303	68,303	68,303
Revenues							
	Service Fees	-	-	-	-	-	-
	Fines and Forfeitures	-	-	-	-	-	-
	Other	240,176	831,640	432,867	298,212	298,212	298,212
Total Revenues		240,176	831,640	432,867	298,212	298,212	298,212
Net Income		203,458	766,413	381,126	229,909	229,909	229,909
Transfers In		28,744	28,720	-	-	-	-
Transfers (Out)		(208,540)	(846,349)	(440,435)	(310,697)	(310,697)	(310,697)
Ending Fund Balance		347,331	296,115	288,022	207,234	207,234	207,234

Fiscal Year 2023-2024 Personnel Allocation

Position/Title	Weekly Hours	Percent Allocated	Full Time Equiv	Allocated Wages & Benefits
Engineering Division Manager	40	10%	0.10	18,870
Senior Capital Projects Manager	40	10%	0.10	15,973
Capital Projects Manager	40	10%	0.10	14,608
Assistant Engineer	40	10%	0.10	6,494
Senior Construction Inspector	40	2%	0.02	2,329
Construction Inspector II	40	2%	0.02	1,818
Finance Director / Town Treasurer	40	2%	0.02	4,034
Accounting Manager	40	3%	0.03	3,978
		Total	0.49	68,105
Allocation to Other Programs				
Principal Engineer	Eng 60%; Gas Tax 30%			
Senior Capital Projects Manager	Eng 20%; Gas Tax 70%			
Capital Projects Manager	Eng 20%; Gas Tax 70%			
Assistant Engineer	Eng 20%; Gas Tax 70%			
Senior Construction Inspector	Eng 80%; Gas Tax 18%			
Construction Inspector II	Eng 80%; Gas Tax 18%			
Finance Director / Town Treasurer	Finance 83%; BSWW 10%; Gas Tax 5%			
Accounting Manager	Finance 67%; BSWW 15%; BHS 5%; Gas Tax 10%			

TOWN OF PARADISE
Fiscal Year 2023/24 Budget

Account Number	Description	2022 Actual Amount	2023 Amended Budget	2023 Estimated Amount	2024 Department Requested	2024 Manager Recommend	2024 Town Council Adopted
Fund: 2110 - Transportation Fund							
REVENUES							
Department: 00 - Non Department Activity							
Program: 0000 - Non Program Activity							
3345.001	State Revenues - Other LTF - Local Transit Funds	240,000	831,640	432,867	298,212	298,212	298,212
3610.100	Interest Revenue Investments	176	-	-	-	-	-
3910.900	Transfers In From Transit Fund	28,744	28,720	-	-	-	-
REVENUES Total		268,921	860,360	432,867	298,212	298,212	298,212
EXPENSES							
Department: 00 - Non Department Activity							
Program: 0000 - Non Program Activity							
5910.010	Transfers Out To General Fund	-	-	-	-	-	-
5910.120	Transfers Out To State Gas Tax Fund	7,034	62,682	32,348	18,593	18,593	18,593
Program Total: 0000 - Non Program Activity		7,034	62,682	32,348	18,593	18,593	18,593
Department: 45 - Public Works							
Program: 4743 - Streets and Roads							
5101	Salaries - Permanent	26,475	42,477	34,530	50,715	50,715	50,715
5103.102	Differential Pay Out of Class	-	-	22	-	-	-
5105	Salaries - Overtime/FLSA	74	-	22	-	-	-
5106.100	Incentives & Admin Leave Administrative Leave	882	1,717	95	1,878	1,878	1,878
5106.200	Incentives & Admin Leave Gym Reimbursement	-	-	18	-	-	-
5107	Car Allowance/Mileage	48	48	30	48	48	48
5109.101	Allowances Boot Allowance	10	20	70	20	20	20
5111	Medicare	400	642	505	764	764	764
5112.101	Retirement Contribution PERS	5,124	8,232	7,530	8,423	8,423	8,423
5113	Worker's Compensation	1,099	7,069	4,618	655	655	655
5114.101	Health Insurance Medical	1,898	4,502	2,997	5,143	5,143	5,143
5114.102	Health Insurance Dental	196	-	294	-	-	-
5114.103	Health Insurance Vision	16	-	23	-	-	-
5115	Unemployment Compensation	-	-	230	-	-	-
5116.101	Life and Disability Insurance Life & Disab.	65	415	81	459	459	459
5116.102	Life and Disability Insurance Long Term/Short Term Disability	259	-	359	-	-	-

TOWN OF PARADISE
Fiscal Year 2023/24 Budget

Account Number	Description	2022 Actual Amount	2023 Amended Budget	2023 Estimated Amount	2024 Department Requested	2024 Manager Recommend	2024 Town Council Adopted
5122	Accrual Bank Payoff	-	-	120	-	-	-
5216.100	Communications General Services	173	105	198	198	198	198
5910.010	Transfers Out To General Fund	5,091	7,568	7,568	12,485	12,485	12,485
5910.100	Transfers Out To Capital Projects	196,416	776,099	400,519	279,619	279,619	279,619
Department Total: 45 - Public Works		238,225	848,894	459,828	360,407	360,407	360,407
EXPENSES Total		245,259	911,576	492,176	379,000	379,000	379,000
Fund Total: 2110 - Net Change		23,662	(51,216)	(59,309)	(80,788)	(80,788)	(80,788)
ENDING FUND BALANCE		347,331	296,115	288,022	207,234	207,234	207,234

Town of Paradise

Budget Transactions Report
Budget Year of 2023/24

G/L Account	Transaction	Number of Units	Cost per Unit	Total Amount
EXPENSES				
Fund	2110 - Transportation Fund			
Department	45 - Public Works			
Program	4743 - Streets and Roads			
Account	5216.100 - Communications General Services			
2110.45.4743.5216.100	Portion of Cell Allowance	1.0000	198.00	198.00
		Transactions	1	<u>\$198.00</u>
Account	5216.100 - Communications General Services Totals			
Account	5910.010 - Transfers Out To General Fund			
2110.45.4743.5910.010	Central Services Allocation	1.0000	7,484.00	7,484.00
2110.45.4743.5910.010	Pension Obligation Bond	1.0000	5,001.00	5,001.00
		Transactions	2	<u>\$12,485.00</u>
Account	5910.010 - Transfers Out To General Fund Totals			
Account	5910.100 - Transfers Out To Capital Projects			
2110.45.4743.5910.100	9377 - Almond Street Multi-Modal	1.0000	134,828.00	134,828.00
2110.45.4743.5910.100	9380 - Ponderosa Safe Routes to School	1.0000	2,557.00	2,557.00
2110.45.4743.5910.100	9408 - Systematic Intersection Safety Improvements	1.0000	20,498.00	20,498.00
2110.45.4743.5910.100	9429 - Interim Striping Safety Projects	1.0000	90,868.00	90,868.00
2110.45.4743.5910.100	9430 - Pearson Road Hilltop Guard Rail Project	1.0000	30,868.00	30,868.00
		Transactions	5	<u>\$279,619.00</u>
Account	5910.100 - Transfers Out To Capital Projects Totals			

FY 2023/24

Recovery
&
Economic Development

Recovery & Economic Development, Camp Fire Recovery

TOWN OF PARADISE
Fiscal Year 2023/24 Budget

Account Number	Description	2022 Actual Amount*	2023 Amended Budget*	2023 Estimated Amount*	2024 Department Requested	2024 Manager Recommend	2024 Town Council Adopted
Fund: 1010 - General Fund							
Department: 65 - Disaster Management							
Program: 4205 - Emergency Response and Disaster Management							
Expenditures							
	5100 Personnel Services	312,596	512,291	349,933	530,340	530,340	530,340
	5200 Supplies and Services	129,964	141,421	112,496	368,452	368,452	368,452
	5300 Capital Outlay	2,932	1,000	1,443	3,500	3,500	3,500
	5500 Debt Service						
Total Expenditures		445,492	654,712	463,871	902,292	902,292	902,292
Revenues							
	Service Fees	-	-	-	-	-	-
	Fines and Forfeitures	-	-	-	-	-	-
	Other	-	-	-	1,750,000	1,750,000	1,750,000
Total Revenues		-	-	-	1,750,000	1,750,000	1,750,000
Net Income		(445,492)	(654,712)	(463,871)	847,708	847,708	847,708
Transfers In		-	-	-	100,000	100,000	100,000
Transfers (Out)		(98,113)	(94,749)	-	(1,732,963)	(1,732,963)	(1,732,963)

**Prior to FY 2023/24, expenses were incurred in Fund 2090, Department 65*

Fiscal Year 2023-24 Personnel Allocation

Position/Title	Weekly Hours	Percent Allocated	Full Time Equiv	Allocated Wages & Benefits
Recovery & Economic Development Director	40	100%	1.00	195,860
Recovery Project Manager	40	100%	1.00	145,299
Emergency Operations Coordinator (Part-Time/Hourly)	18	100%	0.45	48,840
Administrative Assistant	40	100%	1.00	71,168
Office Assistant	40	100%	1.00	68,472
		Total	4.45	529,639

TOWN OF PARADISE
Fiscal Year 2023/24 Budget

Account Number	Description	2022 Actual Amount*	2023 Amended Budget*	2023 Estimated Amount*	2024 Department Requested	2024 Manager Recommend	2024 Town Council Adopted
Fund: 1010 - General Fund							
REVENUES							
3903.100	Program Participants Miscellaneous	-	-	-	1,750,000	1,750,000	1,750,000
3910.010	Transfers In From General Fund	-	-	-	100,000	100,000	100,000
REVENUES Total		-	-	-	1,850,000	1,850,000	1,850,000
EXPENSES							
5101	Salaries - Permanent	196,929	337,215	250,803	355,035	355,035	355,035
5102	Salaries - Temporary	8,414	43,215	9,788	44,956	44,956	44,956
5103.102	Differential Pay Out of Class	632	-	-	-	-	-
5106	Incentives & Admin Leave	-	-	-	13,338	13,338	13,338
5106.100	Incentives & Admin Leave Administrative Leave	7,945	12,371	-	-	-	-
5106.200	Incentives & Admin Leave Gym Reimbursement	-	-	300	-	-	-
5107	Car Allowance/Mileage	2,400	2,400	2,230	2,400	2,400	2,400
5109.101	Allowances Boot Allowance	-	-	300	-	-	-
5111	Medicare	3,429	5,730	3,988	6,028	6,028	6,028
5112.101	Retirement Contribution PERS	62,633	64,379	55,253	61,588	61,588	61,588
5113	Worker's Compensation	2,236	1,978	1,311	1,400	1,400	1,400
5114.101	Health Insurance Medical	11,451	41,402	17,868	41,999	41,999	41,999
5114.102	Health Insurance Dental	2,017	-	2,797	-	-	-
5114.103	Health Insurance Vision	-	-	71	-	-	-
5115	Unemployment Compensation	-	-	1,814	-	-	-
5116.101	Life and Disability Insurance Life & Disab.	628	3,601	811	3,596	3,596	3,596
5116.102	Life and Disability Insurance Long Term/Short Term Disability	1,963	-	2,599	-	-	-
5122	Accrual Bank Payoff	11,921	-	-	-	-	-
5201.100	Office Supplies General	669	300	564	600	600	600
5202.100	Operating Supplies General	106	200	-	200	200	200
5203.100	Repairs and Maint Supplies General	-	619	-	-	-	-
5204	Subscriptions and Code Books	15	-	290	300	300	300
5213.100	Professional/Contract Services General	126,229	118,577	93,754	298,577	298,577	298,577
5214.100	Repair and Maint Service General	-	-	7	50	50	50
5216.100	Communications General Services	494	10,600	9,306	600	600	600

TOWN OF PARADISE
Fiscal Year 2023/24 Budget

Account Number	Description	2022 Actual Amount*	2023 Amended Budget*	2023 Estimated Amount*	2024 Department Requested	2024 Manager Recommend	2024 Town Council Adopted
5218.100	Advertising General	280	125	451	125	125	125
5218.200	Advertising Business Attraction	-	-	-	55,000	55,000	55,000
5219.100	Printing General	80	-	300	-	-	-
5220.100	Employee Development General	2,090	8,500	7,073	10,500	10,500	10,500
5223.105	Meals and Refreshments Emergencies and Meetings	-	2,500	751	2,500	2,500	2,500
5304	Furniture & Equipment	2,932	1,000	1,443	3,500	3,500	3,500
5910.010	Transfers Out To General Fund	60,264	94,749	-	-	-	-
5910.105	Transfers Out To Camp Fire Recovery Projects	37,849	-	-	1,732,963	1,732,963	1,732,963
EXPENSES Total		543,604	749,461	463,871	2,635,255	2,635,255	2,635,255

**Prior to FY 2023/24, expenses were incurred in Fund 2090, Department 65*

Town of Paradise

Budget Transactions Report
Budget Year of 2023/24

G/L Account	Transaction	Number of Units	Cost per Unit	Total Amount
REVENUES				
Fund	1010 - General Fund			
Department	65 - Emergency Mngmt & Disaster Recov			
Program	4205 - Disaster Recovery			
Account	3910.010 - Transfers In From General Fund			
1010.65.4205.3910.010	TOT Funds to REDD for SP.TOT Community Investment	1.0000	100,000.00	100,000.00
	Account 3910.010 - Transfers In From General Fund Totals	Transactions	1	<u>\$100,000.00</u>
EXPENSES				
Fund	1010 - General Fund			
Department	65 - Emergency Mngmt & Disaster Recov			
Program	4205 - Disaster Recovery			
Account	5213.100 - Professional/Contract Services General			
1010.65.4205.5213.100	5th Year Anniversary	1.0000	20,000.00	20,000.00
1010.65.4205.5213.100	Blue Flamingo PR Contract	1.0000	55,560.00	55,560.00
1010.65.4205.5213.100	Broad and Gusman	12.0000	4,000.00	48,000.00
1010.65.4205.5213.100	Economic Development Video (NVCF grant)	1.0000	15,017.00	15,017.00
1010.65.4205.5213.100	SP.TOT Community Investment	1.0000	100,000.00	100,000.00
1010.65.4205.5213.100	The Ferguson Group	12.0000	5,000.00	60,000.00
	Account 5213.100 - Professional/Contract Services General Totals	Transactions	6	<u>\$298,577.00</u>
Account	5216.100 - Communications General Services			
1010.65.4205.5216.100	Cell Phone Services	12.0000	50.00	600.00
	Account 5216.100 - Communications General Services Totals	Transactions	1	<u>\$600.00</u>
Account	5218.100 - Advertising General			
1010.65.4205.5218.100	Advertising RFPs	5.0000	25.00	125.00
	Account 5218.100 - Advertising General Totals	Transactions	1	<u>\$125.00</u>
Account	5218.200 - Advertising Business Attraction			
1010.65.4205.5218.200	Business Attraction	1.0000	40,000.00	40,000.00
1010.65.4205.5218.200	Marketing Collateral - Videos and Paid Advertising	1.0000	15,000.00	15,000.00
	Account 5218.200 - Advertising Business Attraction Totals	Transactions	2	<u>\$55,000.00</u>

Town of Paradise

Budget Transactions Report Budget Year of 2023/24

Account 5220.100 - Employee Development General				
1010.65.4205.5220.100	Association Memberships	1.0000	1,000.00	1,000.00
1010.65.4205.5220.100	Training and Travel	1.0000	9,500.00	9,500.00
Account 5220.100 - Employee Development General Totals		Transactions	2	<u>\$10,500.00</u>
Account 5223.105 - Meals and Refreshments Emergencies and Meetings				
1010.65.4205.5223.105	EOC/Training Meals	5.0000	500.00	2,500.00
Account 5223.105 - Meals and Refreshments Emergencies and Meetings Totals		Transactions	1	<u>\$2,500.00</u>
Account 5304 - Furniture & Equipment				
1010.65.4205.5304	Workstation	1.0000	3,500.00	3,500.00
Account 5304 - Furniture & Equipment Totals		Transactions	1	<u>\$3,500.00</u>
Account 5910.105 - Transfers Out To Camp Fire Recovery Projects				
1010.65.4205.5910.105	7312 Category 4 Tree Removal (Program Participants)	1.0000	970,553.00	970,553.00
1010.65.4205.5910.105	7313 Residential Ignition Resistant Prgm (Program Participants)	1.0000	723,070.00	723,070.00
1010.65.4205.5910.105	7316 Defensible Space Code Enfc. (Unfunded)	1.0000	39,340.00	39,340.00
Account 5910.105 - Transfers Out To Camp Fire Recovery Projects Totals		Transactions	3	<u>\$1,732,963.00</u>

TOWN OF PARADISE
Fiscal Year 2023/24 Budget

Account Number	Description	2022 Actual Amount	2023 Amended Budget	2023 Estimated Amount	2024 Department Requested	2024 Manager Recommend	2024 Town Council Adopted
Fund: 2090 - Camp Fire Recovery							
Department: 65 - Disaster Management							
Program: 4205 - Emergency Response and Disaster Management							
Expenditures							
	FEMA/CalOES Public Assistance	1,684,451	4,910,639	698,571	8,613,574	8,613,574	8,613,574
	Insurance	347,563	51,750	66,003	45,000	45,000	45,000
	Grants (Foundation & Hazard Mitigation)	17,451	-	-	15,000	15,000	15,000
	Disaster Management*	446,592	654,712	463,871	-	-	-
Total Expenditures		2,496,056	5,617,101	1,228,446	8,673,574	8,673,574	8,673,574
Revenues							
	Service Fees	-	-	-	-	-	-
	Fines and Forfeitures	-	-	-	-	-	-
	Other	1,532,698	5,306,317	77,829	8,050,226	8,050,226	8,050,226
Total Revenues		1,532,698	5,306,317	77,829	8,050,226	8,050,226	8,050,226
Net Income		(963,357)	(310,784)	(1,150,617)	(623,348)	(623,348)	(623,348)
Transfers In		365,966	1,058,972	1,058,972	844,422	844,422	844,422
Transfers (Out)		(250,871)	(748,188)	(57,039)	(7,530)	(7,530)	(7,530)
Ending Fund Balance		(3,212,855)	(3,212,855)	(3,361,539)	(3,147,995)	(3,147,995)	(3,147,995)

**Disaster Management Operational Expenses are budgeted in Fund 1010, Department 65 starting in FY 2023/24*

Fiscal Year 2023-24 Personnel Allocation

Position/Title	Weekly Hours	Percent Allocated	Full Time Equiv	Allocated Wages & Benefits
Recovery & Economic Development Director	40	100%	1.00	195,860
Recovery Project Manager	40	100%	1.00	145,299
Emergency Operations Coordinator (Part-Time/Hourly)	18	100%	0.45	48,840
Administrative Assistant	40	100%	1.00	71,168
Office Assistant	40	100%	1.00	68,472
		Total	4.45	529,639

TOWN OF PARADISE
Fiscal Year 2023/24 Budget

Account Number	Description	2022 Actual Amount	2023 Amended Budget	2023 Estimated Amount	2024 Department Requested	2024 Manager Recommend	2024 Town Council Adopted
Fund: 2090 - Camp Fire Recovery							
REVENUES							
2090.00.0000.3320.100	Federal Revenue - Other Refunds and Reimbursements	1,109,830	-	61,883	6,460,181	6,460,181	6,460,181
2090.00.0000.3345.100	State Revenues - Other Refunds & Reimbursements	379,607	4,642,667	15,471	1,590,045	1,590,045	1,590,045
2090.00.0000.3901.145	Refunds and Reimbursements Insurance Proceeds	37,849	663,650	-	-	-	-
2090.00.0000.3902.100	Miscellaneous Revenue General	5,412	-	475	-	-	-
2090.00.0000.3910.010	Transfers In From General Fund	-	373,273	373,273	25,802	25,802	25,802
2090.00.0000.3910.136	Transfers In From FEMA Grants FHMG	76,749	376,188	376,188	114,401	114,401	114,401
2090.00.0000.3910.137	Transfers In EDA Grant	128,068	-	-	-	-	-
2090.00.0000.3910.301	Transfers In CDBG - DR	115,926	309,511	309,511	704,219	704,219	704,219
2090.00.0000.3910.815	Transfers In From General Misc Donations	45,224	-	-	-	-	-
REVENUES Total		1,898,665	6,365,289	1,136,801	8,894,648	8,894,648	8,894,648

EXPENSES							
590 Disaster Management							
2090.65.4205.590.5101	Salaries - Permanent	196,929	337,215	250,803	-	-	-
2090.65.4205.590.5102	Salaries - Temporary	8,414	43,215	9,788	-	-	-
2090.65.4205.590.5103.102	Differential Pay Out of Class	632	-	-	-	-	-
2090.65.4205.590.5106.100	Incentives & Admin Leave Administrative Leave	7,945	12,371	-	-	-	-
2090.65.4205.590.5106.200	Incentives & Admin Leave Gym Reimbursement	-	-	300	-	-	-
2090.65.4205.590.5107	Car Allowance/Mileage	2,400	2,400	2,230	-	-	-
2090.65.4205.590.5109.101	Allowances Boot Allowance	-	-	300	-	-	-
2090.65.4205.590.5111	Medicare	3,429	5,730	3,988	-	-	-
2090.65.4205.590.5112.101	Retirement Contribution PERS	62,633	64,379	55,253	-	-	-
2090.65.4205.590.5113	Worker's Compensation	2,236	1,978	1,311	-	-	-
2090.65.4205.590.5114.101	Health Insurance Medical	11,451	41,402	17,868	-	-	-
2090.65.4205.590.5114.102	Health Insurance Dental	2,017	-	2,797	-	-	-
2090.65.4205.590.5114.103	Health Insurance Vision	-	-	71	-	-	-
2090.65.4205.590.5115	Unemployment Compensation	-	-	1,814	-	-	-
2090.65.4205.590.5116.101	Life and Disability Insurance Life & Disab.	628	3,601	811	-	-	-
2090.65.4205.590.5116.102	Life and Disability Insurance Long Term/Short Term Disability	1,963	-	2,599	-	-	-
2090.65.4205.590.5122	Accrual Bank Payoff	11,921	-	-	-	-	-
2090.65.4205.590.5201.100	Office Supplies General	669	300	564	-	-	-
2090.65.4205.590.5202.100	Operating Supplies General	106	200	-	-	-	-
2090.65.4205.590.5203.100	Repairs and Maint Supplies General	-	619	-	-	-	-
2090.65.4205.590.5204	Subscriptions and Code Books	15	-	290	-	-	-
2090.65.4205.590.5213.100	Professional/Contract Services General	126,229	118,577	93,754	-	-	-

TOWN OF PARADISE
Fiscal Year 2023/24 Budget

Account Number	Description	2022 Actual Amount	2023 Amended Budget	2023 Estimated Amount	2024 Department Requested	2024 Manager Recommend	2024 Town Council Adopted
2090.65.4205.590.5214.100	Repair and Maint Service General	-	-	7	-	-	-
2090.65.4205.590.5216.100	Communications General Services	494	10,600	9,306	-	-	-
2090.65.4205.590.5218.100	Advertising General	280	125	451	-	-	-
2090.65.4205.590.5219.100	Printing General	80	-	300	-	-	-
2090.65.4205.590.5220.100	Employee Development General	2,090	8,500	7,073	-	-	-
2090.65.4205.590.5223.105	Meals and Refreshments Emergencies and Meetings	-	2,500	751	-	-	-
2090.65.4205.590.5304	Furniture & Equipment	2,932	1,000	1,443	-	-	-
2090.65.4205.590.5910.010	Transfers Out To General Fund	60,264	94,749	-	-	-	-
2090.65.4205.590.5910.105	Transfers Out To Camp Fire Recovery Projects	37,849	-	-	-	-	-
590	Disaster Management	543,604	749,461	463,871	-	-	-

**Disaster Management Operational Expenses are budgeted in Fund 1010, Department 65 starting in FY 2023/24*

Disaster Recovery Project Detail

0000 Non-Departmental							
2090.00.0000.5213.100	Professional/Contract Services General	1,100	-	-	-	-	-
0000 Non-Departmental		1,100	-	-	-	-	-
504 FEMA Safety Assessment (SAP) B10							
2090.00.0000.504.5224	Travel Expenses - Lodging, Airfare, Incidentals	(154)	-	-	-	-	-
504 FEMA Safety Assessment (SAP) B10		(154)	-	-	-	-	-
505 FEMA Toxic Debris Removal A2&3							
2090.45.4750.505.5203.100	Repairs and Maint Supplies General	-	-	5	-	-	-
505 FEMA Toxic Debris Removal A2&3		-	-	5	-	-	-
506 FEMA Administrative Costs Z1							
2090.00.0000.506.5213.100	Professional/Contract Services General	102,150	45,000	-	-	-	-
2090.45.4740.506.5213.100	Professional/Contract Services General	(7,426)	-	-	-	-	-
2090.45.4743.506.5213.100	Professional/Contract Services General	(2,222)	-	-	-	-	-
506 FEMA Administrative Costs Z1		92,502	45,000	-	-	-	-
507 FEMA Haz Tree Removal (P2) - A1							
2090.00.0000.507.5202.100	Operating Supplies General	2,000	-	1,100	-	-	-
2090.00.0000.507.5209.105	Auto Fuel Expense Employee Personal Vehicle Use	73	-	-	-	-	-
2090.00.0000.507.5213.100	Professional/Contract Services General	148,164	-	20,621	-	-	-
507 FEMA Haz Tree Removal (P2) - A1		150,237	-	21,720	-	-	-
508 FEMA - Culverts - C1-10							
2090.45.4750.508.5910.120	Transfers Out To State Gas Tax Fund	2,754	-	-	-	-	-
2090.45.4750.508.8408	Off-System Culvert Repair	27,965	607,790	563,856	-	-	-
508 FEMA - Culverts - C1-10		30,718	607,790	563,856	-	-	-
509 FEMA - Non Fed Aid Roads - C2							

TOWN OF PARADISE
Fiscal Year 2023/24 Budget

Account Number	Description	2022 Actual Amount	2023 Amended Budget	2023 Estimated Amount	2024 Department Requested	2024 Manager Recommend	2024 Town Council Adopted
2090.45.4750.509.5910.120	Transfers Out To State Gas Tax Fund	29,395	41,539	41,539	-	-	-
2090.45.4750.509.8407	Off System Road Rehabilitation	1,413,901	4,006,488	112,990	8,480,241	8,480,241	8,480,241
509	FEMA - Non Fed Aid Roads - C2	1,443,296	4,048,027	154,529	8,480,241	8,480,241	8,480,241
516	FEMA-Camp Fire Hydrant Repairs						
2090.45.4750.516.5910.120	Transfers Out To State Gas Tax Fund	-	-	-	7,530	7,530	7,530
2090.45.4750.516.8404	Camp Fire Hydrant Repairs	-	251,361	-	133,333	133,333	133,333
516	FEMA-Camp Fire Hydrant Repairs	-	251,361	-	140,863	140,863	140,863
554	Insurance Facility Yard Equip						
2090.45.4750.554.5304	Furniture & Equipment	-	-	2,285	-	-	-
554	Insurance Facility Yard Equip	-	-	2,285	-	-	-
556	Insurance Veh & Equip Repair/Rep						
2090.45.4750.556.5215.131	Rents and Leases Street Maintenance Equipment	-	10,000	-	-	-	-
2090.00.0000.556.5910.120	Transfers Out To State Gas Tax Fund	120,609	15,500	15,500	-	-	-
556	Insurance Veh & Equip Repair/Rep	120,609	25,500	15,500	-	-	-
558	Insurance Extra Expense						
2090.45.4747.558.5214.100	Repair and Maint Service General	31,750	-	3,639	-	-	-
558	Insurance Extra Expense	31,750	-	3,639	-	-	-
559	Insurance - Infrastructure						
2090.45.4740.559.5213.100	Professional/Contract Services General	(28,875)	-	-	-	-	-
2090.45.4750.559.5203.100	Repairs and Maint Supplies General	-	-	629	-	-	-
2090.45.4750.559.5910.100	Transfers Out To Capital Projects	-	500,000	-	-	-	-
2090.45.4750.559.5910.105	Transfers Out To Camp Fire Recovery Projects	-	96,400	-	-	-	-
2090.45.4750.559.8402	Trailway Lighting Repairs	540	31,750	-	-	-	-
2090.45.4750.559.8403	Skyway/Pearson Traffic Signal Repair	287,408	-	52,282	-	-	-
559	Insurance - Infrastructure	259,073	628,150	52,910	-	-	-
560	Insurance Claim Preparation						
2090.00.0000.560.5213.100	Professional/Contract Services General	56,740	10,000	7,169	45,000	45,000	45,000
560	Insurance Claim Preparation	56,740	10,000	7,169	45,000	45,000	45,000
561	HMGP Administration						
2090.00.0000.561.5213.100	Professional/Contract Services General	12,546	-	-	15,000	15,000	15,000
561	HMGP Administration	12,546	-	-	15,000	15,000	15,000

**TOWN OF PARADISE
Fiscal Year 2023/24 Budget**

Account Number	Description	2022 Actual Amount	2023 Amended Budget	2023 Estimated Amount	2024 Department Requested	2024 Manager Recommend	2024 Town Council Adopted
572 NV Grant-Animal Control & Shelte 2090.30.4540.572.5303	Improvements	4,905	-	-	-	-	-
572 NV Grant-Animal Control & Shelte		4,905	-	-	-	-	-
EXPENSES Total		2,746,926	6,365,289	1,285,485	8,681,104	8,681,104	8,681,104
Fund Total: 2090 - Camp Fire Recovery		(848,262)	-	(148,684)	213,544	213,544	213,544
ENDING FUND BALANCE		(3,212,855)	(3,212,855)	(3,361,539)	(3,147,995)	(3,147,995)	(3,147,995)

Town of Paradise

Budget Transactions Report
Budget Year of 2023/24

G/L Account	Transaction	Number of Units	Cost per Unit	Total Amount	
EXPENSES					
Fund	2090 - Camp Fire Recovery				
Department	00 - Non Department Activity				
Program	0000 - Non Program Activity				
Cost Center Activity	560 - Insurance Claim Preparation				
Account	5213.100 - Professional/Contract Services General				
2090.00.0000.560.5213.100	Ernst & Young Claim Preparation	1.0000	45,000.00	45,000.00	
	Account	5213.100 - Professional/Contract Services General Totals	Transactions	1	<u>\$45,000.00</u>
Cost Center Activity	561 - HMGP Administration				
Account	5213.100 - Professional/Contract Services General				
2090.00.0000.561.5213.100	Ernst & Young Support	1.0000	15,000.00	15,000.00	
	Account	5213.100 - Professional/Contract Services General Totals	Transactions	1	<u>\$15,000.00</u>

FY 2023/2024

Capital Improvement Projects

Town of Paradise Fiscal Year 2023/2024
Capital Improvement & Disaster Recovery Plan

Project List and Total Costs by Project Phase													
Proj. No.	Project	Facilities Replacement / Construction	Equipment Replacement / Construction	Program Deployment	Alternatives Analysis / Report Preparation	Project Approval & Environmental Document	Plans, Specifications & Estimates	Preliminary Engineering/Planning	Right of Way & Utility Relocation	Construction Engineering	Construction/Implementation	Non-Infrastructure (Education Component)	Total Costs
7106	Portable and Mobile Police Radios	\$ -	\$ 778,608	\$ -	\$ -	\$ -	\$ -	\$ -	\$ -	\$ -	\$ -	\$ -	\$ 778,608
7200	PSPS Preparedness Project	\$ -	\$ 304,170	\$ -	\$ -	\$ -	\$ -	\$ -	\$ -	\$ -	\$ -	\$ -	\$ 304,170
7212	Category 2/3 Tree Removal	\$ -	\$ -	\$ -	\$ -	\$ -	\$ -	\$ -	\$ -	\$ -	\$ 1,109,738	\$ -	\$ 1,109,738
7301	On-System Culvert Replacement	\$ -	\$ -	\$ -	\$ -	\$ -	\$ -	\$ 107,289	\$ -	\$ 90,000	\$ 735,637	\$ -	\$ 932,926
7302	On-System Hardscape Replacement	\$ -	\$ -	\$ -	\$ -	\$ -	\$ -	\$ 76,391	\$ -	\$ 85,565	\$ 621,370	\$ -	\$ 783,326
7303	On-System Road Rehabilitation	\$ -	\$ -	\$ -	\$ -	\$ -	\$ -	\$ 3,504,000	\$ -	\$ 6,774,200	\$ 46,161,000	\$ -	\$ 56,439,200
7304	On-System Sign Replacement	\$ -	\$ -	\$ -	\$ -	\$ -	\$ -	\$ 37,508	\$ -	\$ 42,599	\$ 175,000	\$ -	\$ 255,107
7307	Neal Road Rehabilitation	\$ -	\$ -	\$ -	\$ -	\$ -	\$ -	\$ 143,000	\$ -	\$ 143,000	\$ 1,552,223	\$ -	\$ 1,838,223
7308	Storm Drain Master Plan (HMGP)	\$ -	\$ -	\$ -	\$ 513,774	\$ -	\$ -	\$ -	\$ -	\$ -	\$ -	\$ -	\$ 513,774
7309	Transportation Master Plan	\$ -	\$ -	\$ -	\$ 1,823,814	\$ -	\$ -	\$ -	\$ -	\$ -	\$ -	\$ -	\$ 1,823,814
7311	Broadband Feasibility Study	\$ -	\$ -	\$ -	\$ 70,300	\$ -	\$ -	\$ -	\$ -	\$ -	\$ -	\$ -	\$ 70,300
7312	Category 4 Tree Removal	\$ -	\$ -	\$ 9,225,000	\$ -	\$ -	\$ -	\$ -	\$ -	\$ -	\$ -	\$ -	\$ 9,225,000
7313	Residential Ignition Resistant Prgm	\$ -	\$ -	\$ 8,390,000	\$ -	\$ -	\$ -	\$ -	\$ -	\$ -	\$ -	\$ -	\$ 8,390,000
7314	Early Warning System	\$ -	\$ -	\$ 27,201	\$ -	\$ -	\$ -	\$ -	\$ -	\$ -	\$ 2,999,674	\$ -	\$ 3,026,875
7315	Hazardous Fuel Reduction Prgm	\$ -	\$ -	\$ 1,625,000	\$ -	\$ -	\$ -	\$ -	\$ -	\$ -	\$ -	\$ -	\$ 1,625,000
7316	Defensible Space Code Enfc.	\$ -	\$ -	\$ 700,000	\$ -	\$ -	\$ -	\$ -	\$ -	\$ -	\$ -	\$ -	\$ 700,000
7317	Reseeding Program	\$ -	\$ -	\$ -	\$ 68,125	\$ -	\$ -	\$ -	\$ -	\$ -	\$ -	\$ -	\$ 68,125
7320	Camp Fire Septic Tank Replacement Pilot Program	\$ -	\$ -	\$ 113,999	\$ -	\$ -	\$ -	\$ -	\$ -	\$ -	\$ 456,000	\$ -	\$ 570,000
7322	Long Term Recovery Plan Update	\$ -	\$ -	\$ -	\$ 215,457	\$ -	\$ -	\$ -	\$ -	\$ -	\$ -	\$ -	\$ 215,457
7323	California Resilience Plan	\$ -	\$ -	\$ -	\$ -	\$ -	\$ -	\$ -	\$ -	\$ -	\$ 182,368	\$ -	\$ 182,368
7324	Restoration of Dispatch Services	\$ -	\$ -	\$ -	\$ -	\$ -	\$ 72,000	\$ -	\$ -	\$ -	\$ 1,308,905	\$ -	\$ 1,380,905
8402	Trailway Lighting Repair	\$ -	\$ -	\$ -	\$ -	\$ -	\$ -	\$ -	\$ -	\$ -	\$ 32,290	\$ -	\$ 32,290
8403	Skyway/Pearson Traffic Signal	\$ -	\$ -	\$ -	\$ -	\$ -	\$ -	\$ 42,492	\$ -	\$ 74,269	\$ 263,638	\$ -	\$ 380,399
8404	Camp Fire Hydrant Repairs	\$ -	\$ -	\$ -	\$ -	\$ -	\$ 33,333	\$ 2,000	\$ -	\$ -	\$ 216,028	\$ -	\$ 251,361
8405	Emergency MBGR Repair	\$ -	\$ -	\$ -	\$ -	\$ -	\$ -	\$ -	\$ -	\$ -	\$ 100,500	\$ -	\$ 100,500
8406	Emergency Culvert Repair - On-System	\$ -	\$ -	\$ -	\$ -	\$ -	\$ -	\$ -	\$ -	\$ -	\$ 482,271	\$ -	\$ 482,271
8407	Off-System Road Rehabilitation	\$ -	\$ -	\$ -	\$ -	\$ -	\$ -	\$ 3,064,000	\$ -	\$ 4,595,000	\$ 35,546,510	\$ -	\$ 43,205,510
8408	Off-System Culvert Repair	\$ -	\$ -	\$ -	\$ -	\$ -	\$ -	\$ 97,091	\$ -	\$ 70,371	\$ 494,096	\$ -	\$ 661,559
9377	Almond St. Multi-Modal Improvements	\$ -	\$ -	\$ -	\$ -	\$ 73,742	\$ 225,345	\$ -	\$ -	\$ 300,707	\$ 3,957,664	\$ -	\$ 4,557,458
9380	Ponderosa Elementary Safe Routes to School Project	\$ -	\$ -	\$ -	\$ -	\$ 62,741	\$ 141,849	\$ -	\$ 67,996	\$ 78,412	\$ 1,203,301	\$ 104,000	\$ 1,658,298
9385	Paradise Gap Closure Complex	\$ -	\$ -	\$ -	\$ -	\$ -	\$ -	\$ 335,212	\$ -	\$ 1,300,000	\$ 4,250,000	\$ -	\$ 5,885,212
9389	Pentz Pathway Project Phase II	\$ -	\$ -	\$ -	\$ -	\$ 50,000	\$ -	\$ 900,000	\$ 2,000,000	\$ 2,500,000	\$ 18,359,000	\$ -	\$ 23,809,000
9390	Skyway-Neal Bike-Ped Project	\$ -	\$ -	\$ -	\$ -	\$ -	\$ 450,000	\$ 550,000	\$ 1,507,000	\$ 1,400,000	\$ 9,791,000	\$ -	\$ 13,698,000
9391	Oliver Curve Pathway Project	\$ -	\$ -	\$ -	\$ -	\$ -	\$ 520,000	\$ 450,000	\$ 1,774,000	\$ 1,240,000	\$ 9,566,000	\$ -	\$ 13,550,000
9394	Paradise Sewer Project	\$ 600,000	\$ -	\$ 4,000,000	\$ -	\$ 6,701,805	\$ -	\$ 25,000,000	\$ 5,000,000	\$ 10,000,000	\$ 161,753,576	\$ -	\$ 213,055,381
9408	Systemic Intersection Safety Improvements	\$ -	\$ -	\$ -	\$ -	\$ -	\$ -	\$ 183,583	\$ -	\$ 54,986	\$ 366,558	\$ -	\$ 605,127
9416	Pavement Management Program Update 2022	\$ -	\$ -	\$ -	\$ 11,564	\$ -	\$ -	\$ -	\$ -	\$ -	\$ -	\$ -	\$ 11,564
9417	CDBG Sidewalk Improvements 2022	\$ -	\$ -	\$ -	\$ -	\$ -	\$ -	\$ -	\$ -	\$ 59,535	\$ 572,042	\$ -	\$ 631,577
9418	Stearns Road Emergency Culvert Repair	\$ -	\$ -	\$ -	\$ -	\$ 37,292	\$ -	\$ -	\$ -	\$ 1,219	\$ 159,408	\$ -	\$ 197,919
9420	2022 Striping	\$ -	\$ -	\$ -	\$ -	\$ -	\$ -	\$ -	\$ -	\$ -	\$ 111,109	\$ -	\$ 111,109
9421	Forest Service Road Improvements	\$ -	\$ -	\$ -	\$ -	\$ 100,000	\$ 200,000	\$ 500,000	\$ -	\$ 175,000	\$ 1,025,000	\$ -	\$ 2,000,000
9422	Foster/Black Olive Intersection Improvements	\$ -	\$ -	\$ -	\$ -	\$ 125,000	\$ 350,000	\$ -	\$ 100,000	\$ 250,000	\$ 1,675,000	\$ -	\$ 2,500,000
9423	Elliott/Nunneley Road Extension	\$ -	\$ -	\$ -	\$ -	\$ 400,000	\$ 500,000	\$ -	\$ 1,500,000	\$ 750,000	\$ 4,350,000	\$ -	\$ 7,500,000
9424	Go Paradise: Skyway Link Project	\$ -	\$ -	\$ -	\$ -	\$ 450,000	\$ 750,000	\$ -	\$ 375,000	\$ 800,000	\$ 4,579,000	\$ -	\$ 6,954,000
9425	Upper Skyway Widening	\$ -	\$ -	\$ -	\$ -	\$ 500,000	\$ 900,000	\$ -	\$ 800,000	\$ 1,900,000	\$ 10,900,000	\$ -	\$ 15,000,000
9426	Skyway/Pentz Intersection Improvements	\$ -	\$ -	\$ -	\$ -	\$ 150,000	\$ 500,000	\$ 200,000	\$ -	\$ 550,000	\$ 3,100,000	\$ -	\$ 4,500,000
9427	Pentz Road Widening	\$ -	\$ -	\$ -	\$ -	\$ 900,000	\$ 3,200,000	\$ -	\$ 7,500,000	\$ 5,900,000	\$ 33,500,000	\$ -	\$ 51,000,000
9428	Roe Road Phase 1	\$ -	\$ -	\$ -	\$ -	\$ 1,500,000	\$ 4,832,000	\$ -	\$ 10,000,000	\$ 6,500,000	\$ 37,568,000	\$ -	\$ 60,400,000
9429	Interim Striping Safety Projects 2023	\$ -	\$ -	\$ -	\$ -	\$ -	\$ -	\$ -	\$ -	\$ 5,000	\$ 95,000	\$ -	\$ 100,000
9430	Pearson Road Hilltop Guard Rail Project	\$ -	\$ -	\$ -	\$ -	\$ -	\$ -	\$ -	\$ -	\$ -	\$ 40,000	\$ -	\$ 40,000
9431	Roadside Evacuation Sign Project	\$ -	\$ -	\$ -	\$ -	\$ -	\$ -	\$ -	\$ -	\$ -	\$ 100,000	\$ -	\$ 100,000
Total		\$ 600,000	\$ 1,082,778	\$ 24,081,200	\$ 2,703,034	\$ 11,050,580	\$ 12,674,527	\$ 35,192,565	\$ 30,623,996	\$ 45,639,863	\$ 399,458,906	\$ 104,000	\$ 563,211,449

Project List and Total Funding By Year										
Proj No.	Project	Actuals Prior Years	Est. Actual 2022/2023	2023/2024	2024/2025	2025/2026	2026/2027	2027/2028	2028/Beyond	Total Funding
7106	Portable and Mobile Police Radios	\$ -	\$ 778,608	\$ -	\$ -	\$ -	\$ -	\$ -	\$ -	\$ 778,608
7200	PSPS Preparedness Project	\$ 304,170	\$ -	\$ -	\$ -	\$ -	\$ -	\$ -	\$ -	\$ 304,170
7212	Category 2/3 Tree Removal	\$ 1,089,118	\$ 20,621	\$ -	\$ -	\$ -	\$ -	\$ -	\$ -	\$ 1,109,738
7301	On-System Culvert Replacement	\$ 662,879	\$ 163,040	\$ 107,007	\$ -	\$ -	\$ -	\$ -	\$ -	\$ 932,926
7302	On-System Hardscape Replacement	\$ 543,466	\$ 150,012	\$ 89,847	\$ -	\$ -	\$ -	\$ -	\$ -	\$ 783,326
7303	On-System Road Rehabilitation	\$ 2,304,330	\$ 5,223,977	\$ 12,995,562	\$ 11,715,225	\$ 11,715,225	\$ 12,024,569	\$ 460,312	\$ -	\$ 56,439,199
7304	On-System Sign Replacement	\$ 35,544	\$ 190,302	\$ 29,261	\$ -	\$ -	\$ -	\$ -	\$ -	\$ 255,107
7307	Neal Road Rehabilitation	\$ 101,616	\$ 376	\$ 41,008	\$ -	\$ 1,695,223	\$ -	\$ -	\$ -	\$ 1,838,223
7308	Storm Drain Master Plan (HMGP)	\$ 185,046	\$ 328,728	\$ -	\$ -	\$ -	\$ -	\$ -	\$ -	\$ 513,774
7309	Transportation Master Plan	\$ 1,498,029	\$ 200,000	\$ 125,785	\$ -	\$ -	\$ -	\$ -	\$ -	\$ 1,823,814
7311	Broadband Feasibility Study	\$ 70,300	\$ -	\$ -	\$ -	\$ -	\$ -	\$ -	\$ -	\$ 70,300
7312	Category 4 Tree Removal	\$ 86,869	\$ 850,000	\$ 4,000,000	\$ 4,288,131	\$ -	\$ -	\$ -	\$ -	\$ 9,225,000
7313	Residential Ignition Resistant Prgm	\$ 898	\$ 10,000	\$ 3,000,000	\$ 5,379,102	\$ -	\$ -	\$ -	\$ -	\$ 8,390,000
7314	Early Warning System	\$ 27,201	\$ 1,247,349	\$ 1,752,325	\$ -	\$ -	\$ -	\$ -	\$ -	\$ 3,026,875
7315	Hazardous Fuel Reduction Prgm	\$ 104	\$ 4,896	\$ 445,000	\$ 450,000	\$ 450,000	\$ 275,000	\$ -	\$ -	\$ 1,625,000
7316	Defensible Space Code Enfc.	\$ 105	\$ -	\$ 174,895	\$ 175,000	\$ 175,000	\$ 175,000	\$ -	\$ -	\$ 700,000
7317	Re seeding Program	\$ 68,125	\$ -	\$ -	\$ -	\$ -	\$ -	\$ -	\$ -	\$ 68,125
7320	Camp Fire Septic Tank Replacement Pilot Program	\$ 59,313	\$ 216,478	\$ 294,209	\$ -	\$ -	\$ -	\$ -	\$ -	\$ 570,000
7322	Long Term Recovery Plan Update	\$ 85,642	\$ 129,815	\$ -	\$ -	\$ -	\$ -	\$ -	\$ -	\$ 215,457
7323	California Resilience Plan	\$ 48,975	\$ 133,393	\$ -	\$ -	\$ -	\$ -	\$ -	\$ -	\$ 182,368
7324	Restoration of Dispatch Services	\$ 7,920	\$ 522,985	\$ 850,000	\$ -	\$ -	\$ -	\$ -	\$ -	\$ 1,380,905
8402	Trailway Lighting Repair	\$ -	\$ 32,290	\$ -	\$ -	\$ -	\$ -	\$ -	\$ -	\$ 32,290
8403	Skyway/Pearson Traffic Signal	\$ -	\$ 380,399	\$ -	\$ -	\$ -	\$ -	\$ -	\$ -	\$ 380,399
8404	Camp Fire Hydrant Repairs	\$ -	\$ 2,000	\$ 133,333	\$ 116,028	\$ -	\$ -	\$ -	\$ -	\$ 251,361
8405	Emergency MBGR Repair	\$ -	\$ 57,900	\$ 42,600	\$ -	\$ -	\$ -	\$ -	\$ -	\$ 100,500
8406	Emergency Culvert Repair - On-System	\$ 182,990	\$ 227,480	\$ 71,801	\$ -	\$ -	\$ -	\$ -	\$ -	\$ 482,271
8407	Off-System Road Rehabilitation	\$ 2,691,347	\$ 105,928	\$ 8,666,726	\$ 8,941,999	\$ 8,942,000	\$ 8,942,000	\$ 4,915,510	\$ -	\$ 43,205,510
8408	Off-System Culvert Repair	\$ 91,597	\$ 528,615	\$ 41,347	\$ -	\$ -	\$ -	\$ -	\$ -	\$ 661,559
9377	Almond St. Multi-Modal Improvements	\$ 1,982,564	\$ 2,298,227	\$ 276,667	\$ -	\$ -	\$ -	\$ -	\$ -	\$ 4,557,458
9380	Ponderosa Elementary Safe Routes to School Project	\$ 1,551,792	\$ 87,507	\$ 19,000	\$ -	\$ -	\$ -	\$ -	\$ -	\$ 1,658,299
9385	Paradise Gap Closure Complex	\$ 2,241,390	\$ 2,960,636	\$ 683,185	\$ -	\$ -	\$ -	\$ -	\$ -	\$ 5,885,212
9389	Pentz Pathway Project Phase II	\$ 626,803	\$ 173,197	\$ 1,150,000	\$ 1,000,000	\$ 10,221,500	\$ 10,121,500	\$ 516,000	\$ -	\$ 23,809,000
9390	Skyway-Neal Bike-Ped Project	\$ 178,271	\$ 95,000	\$ 1,392,729	\$ 6,147,000	\$ 5,885,000	\$ -	\$ -	\$ -	\$ 13,698,000
9391	Oliver Curve Pathway Project	\$ 206,400	\$ 120,000	\$ 1,523,600	\$ 4,300,000	\$ 7,400,000	\$ -	\$ -	\$ -	\$ 13,550,000
9394	Paradise Sewer Project	\$ 959,282	\$ 742,523	\$ 46,753,576	\$ 60,000,000	\$ 50,000,000	\$ 50,000,000	\$ 2,100,000	\$ 2,500,000	\$ 213,055,381
9408	Systemic Intersection Safety Improvements	\$ 166,270	\$ 22,313	\$ 208,272	\$ 208,272	\$ -	\$ -	\$ -	\$ -	\$ 605,127
9416	Pavement Management Program Update 2022	\$ -	\$ 11,564	\$ -	\$ -	\$ -	\$ -	\$ -	\$ -	\$ 11,564
9417	CDBG Sidewalk Improvements 2022	\$ -	\$ 631,577	\$ -	\$ -	\$ -	\$ -	\$ -	\$ -	\$ 631,577
9418	Stearns Road Emergency Culvert Repair	\$ -	\$ 197,919	\$ -	\$ -	\$ -	\$ -	\$ -	\$ -	\$ 197,919
9420	2022 Striping	\$ -	\$ 111,109	\$ -	\$ -	\$ -	\$ -	\$ -	\$ -	\$ 111,109
9421	Forest Service Road Improvements	\$ -	\$ 660	\$ 149,340	\$ 350,000	\$ 300,000	\$ 1,200,000	\$ -	\$ -	\$ 2,000,000
9422	Foster/Black Olive Intersection Improvements	\$ -	\$ 1,000	\$ 224,000	\$ 350,000	\$ 1,925,000	\$ -	\$ -	\$ -	\$ 2,500,000
9423	Elliott/Nunneley Road Extension	\$ -	\$ 509	\$ 499,491	\$ 1,300,000	\$ 600,000	\$ 5,100,000	\$ -	\$ -	\$ 7,500,000
9424	Go Paradise: Skyway Link Project	\$ -	\$ 1,463	\$ 448,537	\$ 1,125,000	\$ -	\$ 5,379,000	\$ -	\$ -	\$ 6,954,000
9425	Upper Skyway Widening	\$ -	\$ 700	\$ 799,300	\$ 800,000	\$ 600,000	\$ 12,800,000	\$ -	\$ -	\$ 15,000,000
9426	Skyway/Pentz Intersection Improvements	\$ -	\$ -	\$ 250,000	\$ 600,000	\$ 3,650,000	\$ -	\$ -	\$ -	\$ 4,500,000
9427	Pentz Road Widening	\$ -	\$ -	\$ 1,900,000	\$ 9,700,000	\$ 11,950,000	\$ 19,700,000	\$ 7,750,000	\$ -	\$ 51,000,000
9428	Roe Road Phase 1	\$ -	\$ 1,018	\$ 1,814,982	\$ 9,516,000	\$ 5,000,000	\$ 8,568,000	\$ 35,500,000	\$ -	\$ 60,400,000
9429	Interim Striping Safety Projects 2023	\$ -	\$ -	\$ 100,000	\$ -	\$ -	\$ -	\$ -	\$ -	\$ 100,000
9430	Pearson Road Hilltop Guard Rail Project	\$ -	\$ -	\$ 40,000	\$ -	\$ -	\$ -	\$ -	\$ -	\$ 40,000
9431	Roadside Evacuation Sign Project	\$ -	\$ -	\$ 100,000	\$ -	\$ -	\$ -	\$ -	\$ -	\$ 100,000
Total		\$ 18,058,355	\$ 18,962,115	\$ 91,193,385	\$ 126,461,757	\$ 120,508,948	\$ 134,285,069	\$ 51,241,822	\$ 2,500,000	\$ 563,211,450

Town of Paradise Fiscal Year 2023/2024
Capital Improvement & Disaster Recovery Plan

Project List and Total Funding by Source

Proj No.	Project	General Fund	Federal Congestion	Federal Emergency	Federal Hazard	Federal Highway	Federal, FEMA	Federal, Economic	Federal, United	Gas Tax / Streets	Local Transportation / Transit	Measure "C"/"V"	Other, Community:	Other, Federal:	Other, State:	State Active	State Water	CDBG-DR	Utility Reimbursements	Insurance	Program	Unfunded	Total Funding		
			Mitigation Air Quality	Relief Program	Mitigation Grant Program	Safety Improvement Program	Public Assistance	Development Administration	States Department of Agriculture							Transportation Program	Board Financial Assistance				Participant				
7106	Portable and Mobile Police Radios	\$ -	\$ -	\$ -	\$ -	\$ -	\$ -	\$ -	\$ -	\$ -	\$ -	\$ -	\$ -	\$ -	\$ -	\$ -	\$ -	\$ -	\$ -	\$ -	\$ -	\$ -	\$ -	\$ 778,608	
7200	PSPS Preparedness Project	\$ -	\$ -	\$ -	\$ -	\$ -	\$ -	\$ -	\$ -	\$ -	\$ -	\$ -	\$ -	\$ -	\$ -	\$ -	\$ -	\$ -	\$ -	\$ -	\$ -	\$ -	\$ -	\$ 304,170	
7212	Category 2/3 Tree Removal	\$ -	\$ -	\$ -	\$ -	\$ -	\$ -	\$ -	\$ -	\$ -	\$ -	\$ -	\$ -	\$ -	\$ -	\$ -	\$ -	\$ -	\$ -	\$ -	\$ -	\$ -	\$ -	\$ 1,109,738	
7301	On-System Culvert Replacement	\$ -	\$ -	\$ 825,919	\$ -	\$ -	\$ -	\$ -	\$ -	\$ -	\$ -	\$ -	\$ -	\$ -	\$ -	\$ -	\$ -	\$ -	\$ -	\$ -	\$ -	\$ -	\$ -	\$ 932,926	
7302	On-System Hardscape Replacement	\$ -	\$ -	\$ 693,479	\$ -	\$ -	\$ -	\$ -	\$ -	\$ -	\$ -	\$ -	\$ -	\$ -	\$ -	\$ -	\$ -	\$ -	\$ -	\$ -	\$ -	\$ -	\$ -	\$ 783,326	
7303	On-System Road Rehabilitation	\$ -	\$ -	\$ 41,717,998	\$ -	\$ -	\$ -	\$ -	\$ -	\$ -	\$ -	\$ -	\$ -	\$ -	\$ -	\$ -	\$ -	\$ -	\$ -	\$ -	\$ -	\$ -	\$ -	\$ 56,439,199	
7304	On-System Sign Replacement	\$ -	\$ -	\$ 225,846	\$ -	\$ -	\$ -	\$ -	\$ -	\$ -	\$ -	\$ -	\$ -	\$ -	\$ -	\$ -	\$ -	\$ -	\$ -	\$ -	\$ -	\$ -	\$ -	\$ 255,107	
7307	Neal Road Rehabilitation	\$ -	\$ -	\$ 1,289,033	\$ -	\$ -	\$ -	\$ -	\$ -	\$ -	\$ -	\$ -	\$ -	\$ -	\$ -	\$ -	\$ -	\$ -	\$ -	\$ -	\$ -	\$ -	\$ -	\$ 1,838,223	
7308	Storm Drain Master Plan (HMGP)	\$ -	\$ -	\$ -	\$ 385,331	\$ -	\$ -	\$ -	\$ -	\$ -	\$ -	\$ -	\$ -	\$ -	\$ -	\$ -	\$ -	\$ -	\$ -	\$ -	\$ -	\$ -	\$ -	\$ 513,774	
7309	Transportation Master Plan	\$ -	\$ -	\$ -	\$ -	\$ -	\$ -	\$ 1,823,814	\$ -	\$ -	\$ -	\$ -	\$ -	\$ -	\$ -	\$ -	\$ -	\$ -	\$ -	\$ -	\$ -	\$ -	\$ -	\$ 1,823,814	
7311	Broadband Feasibility Study	\$ 20,300	\$ -	\$ -	\$ -	\$ -	\$ -	\$ -	\$ -	\$ -	\$ -	\$ -	\$ -	\$ -	\$ -	\$ -	\$ -	\$ -	\$ -	\$ -	\$ -	\$ -	\$ -	\$ 70,300	
7312	Category 4 Tree Removal	\$ -	\$ -	\$ -	\$ 6,918,750	\$ -	\$ -	\$ -	\$ -	\$ -	\$ -	\$ -	\$ -	\$ -	\$ -	\$ -	\$ -	\$ -	\$ -	\$ -	\$ -	\$ -	\$ -	\$ 9,225,000	
7313	Residential Ignition Resistant Prgm	\$ -	\$ -	\$ -	\$ 6,292,500	\$ -	\$ -	\$ -	\$ -	\$ -	\$ -	\$ -	\$ -	\$ -	\$ -	\$ -	\$ -	\$ -	\$ -	\$ -	\$ -	\$ -	\$ -	\$ 8,390,000	
7314	Early Warning System	\$ -	\$ -	\$ -	\$ 2,270,156	\$ -	\$ -	\$ -	\$ -	\$ -	\$ -	\$ -	\$ -	\$ -	\$ -	\$ -	\$ -	\$ -	\$ -	\$ -	\$ -	\$ -	\$ -	\$ 3,026,875	
7315	Hazardous Fuel Reduction Prgm	\$ -	\$ -	\$ -	\$ 1,218,750	\$ -	\$ -	\$ -	\$ -	\$ -	\$ -	\$ -	\$ -	\$ -	\$ -	\$ -	\$ -	\$ -	\$ -	\$ -	\$ -	\$ -	\$ -	\$ 1,625,000	
7316	Defensible Space Code Enfc.	\$ -	\$ -	\$ -	\$ 525,000	\$ -	\$ -	\$ -	\$ -	\$ -	\$ -	\$ -	\$ -	\$ -	\$ -	\$ -	\$ -	\$ -	\$ -	\$ -	\$ -	\$ -	\$ -	\$ 700,000	
7317	Reseeding Program	\$ -	\$ -	\$ -	\$ -	\$ -	\$ -	\$ -	\$ -	\$ -	\$ -	\$ -	\$ -	\$ -	\$ -	\$ -	\$ -	\$ -	\$ -	\$ -	\$ -	\$ -	\$ -	\$ 68,125	
7320	Camp Fire Septic Tank Replacement Pilot Program	\$ -	\$ -	\$ -	\$ -	\$ -	\$ -	\$ -	\$ -	\$ -	\$ -	\$ -	\$ -	\$ -	\$ -	\$ -	\$ -	\$ -	\$ -	\$ -	\$ -	\$ -	\$ -	\$ 570,000	
7322	Long Term Recovery Plan Update	\$ 165,457	\$ -	\$ -	\$ -	\$ -	\$ -	\$ -	\$ -	\$ -	\$ -	\$ -	\$ -	\$ -	\$ -	\$ -	\$ -	\$ -	\$ -	\$ -	\$ -	\$ -	\$ -	\$ 215,457	
7323	California Resilience Plan	\$ 1,960	\$ -	\$ -	\$ -	\$ -	\$ -	\$ -	\$ -	\$ -	\$ -	\$ -	\$ -	\$ -	\$ -	\$ -	\$ -	\$ -	\$ -	\$ -	\$ -	\$ -	\$ -	\$ 182,368	
7324	Restoration of Dispatch Services	\$ 70,000	\$ -	\$ -	\$ -	\$ -	\$ -	\$ -	\$ -	\$ -	\$ -	\$ -	\$ -	\$ -	\$ -	\$ -	\$ -	\$ -	\$ -	\$ -	\$ -	\$ -	\$ -	\$ 1,380,905	
8402	Trailway Lighting Repair	\$ -	\$ -	\$ -	\$ -	\$ -	\$ -	\$ -	\$ -	\$ -	\$ -	\$ -	\$ -	\$ -	\$ -	\$ -	\$ -	\$ -	\$ -	\$ -	\$ -	\$ -	\$ -	\$ 32,290	
8403	Skyway/Pearson Traffic Signal	\$ -	\$ -	\$ -	\$ -	\$ -	\$ -	\$ -	\$ -	\$ -	\$ -	\$ -	\$ -	\$ -	\$ -	\$ -	\$ -	\$ -	\$ -	\$ -	\$ -	\$ -	\$ -	\$ 380,399	
8404	Camp Fire Hydrant Repairs	\$ -	\$ -	\$ -	\$ -	\$ -	\$ -	\$ 188,521	\$ -	\$ -	\$ -	\$ -	\$ -	\$ -	\$ -	\$ -	\$ -	\$ -	\$ -	\$ -	\$ -	\$ -	\$ -	\$ 251,361	
8405	Emergency MBGR Repair	\$ -	\$ -	\$ 100,500	\$ -	\$ -	\$ -	\$ -	\$ -	\$ -	\$ -	\$ -	\$ -	\$ -	\$ -	\$ -	\$ -	\$ -	\$ -	\$ -	\$ -	\$ -	\$ -	\$ 100,500	
8406	Emergency Culvert Repair - On-System	\$ -	\$ -	\$ 299,281	\$ -	\$ -	\$ -	\$ -	\$ -	\$ -	\$ -	\$ -	\$ -	\$ -	\$ -	\$ -	\$ -	\$ -	\$ -	\$ -	\$ -	\$ -	\$ -	\$ 482,271	
8407	Off-System Road Rehabilitation	\$ -	\$ -	\$ -	\$ -	\$ -	\$ -	\$ 28,717,500	\$ -	\$ -	\$ -	\$ -	\$ -	\$ -	\$ -	\$ 7,179,375	\$ -	\$ -	\$ -	\$ -	\$ -	\$ -	\$ -	\$ -	\$ 43,205,510
8408	Off-System Culvert Repair	\$ -	\$ -	\$ -	\$ -	\$ -	\$ -	\$ 496,169	\$ -	\$ -	\$ -	\$ -	\$ -	\$ -	\$ -	\$ 124,042	\$ -	\$ -	\$ -	\$ -	\$ -	\$ -	\$ -	\$ -	\$ 661,559
9377	Almond St. Multi-Modal Improvements	\$ -	\$ -	\$ -	\$ -	\$ -	\$ -	\$ -	\$ -	\$ -	\$ -	\$ -	\$ -	\$ -	\$ -	\$ -	\$ -	\$ -	\$ -	\$ -	\$ -	\$ -	\$ -	\$ -	\$ 4,557,458
9380	Ponderosa Elementary Safe Routes to School Project	\$ -	\$ -	\$ -	\$ -	\$ -	\$ -	\$ -	\$ -	\$ -	\$ -	\$ 721,251	\$ -	\$ -	\$ -	\$ -	\$ -	\$ -	\$ -	\$ -	\$ -	\$ -	\$ -	\$ -	\$ 1,658,299
9385	Paradise Gap Closure Complex	\$ -	\$ 2,025,000	\$ -	\$ -	\$ -	\$ -	\$ -	\$ -	\$ -	\$ -	\$ -	\$ -	\$ -	\$ -	\$ -	\$ -	\$ -	\$ -	\$ -	\$ -	\$ -	\$ -	\$ -	\$ 5,885,212
9389	Pentz Pathway Project Phase II	\$ -	\$ 700,000	\$ -	\$ -	\$ -	\$ -	\$ -	\$ -	\$ -	\$ -	\$ -	\$ -	\$ -	\$ -	\$ -	\$ -	\$ -	\$ -	\$ -	\$ -	\$ -	\$ -	\$ -	\$ 23,809,000
9390	Skyway-Neal Bike-Ped Project	\$ -	\$ 550,000	\$ -	\$ -	\$ -	\$ -	\$ -	\$ -	\$ -	\$ -	\$ -	\$ -	\$ -	\$ -	\$ -	\$ -	\$ -	\$ -	\$ -	\$ -	\$ -	\$ -	\$ -	\$ 13,698,000
9391	Oliver Curve Pathway Project	\$ -	\$ 450,000	\$ -	\$ -	\$ -	\$ -	\$ -	\$ -	\$ -	\$ -	\$ -	\$ -	\$ -	\$ -	\$ -	\$ -	\$ -	\$ -	\$ -	\$ -	\$ -	\$ -	\$ -	\$ 13,550,000
9394	Paradise Sewer Project	\$ -	\$ -	\$ -	\$ -	\$ -	\$ -	\$ -	\$ -	\$ -	\$ -	\$ -	\$ -	\$ -	\$ -	\$ 959,282	\$ -	\$ 742,523	\$ -	\$ -	\$ -	\$ -	\$ -	\$ -	\$ 213,055,381
9408	Systemic Intersection Safety Improvements	\$ -	\$ -	\$ -	\$ -	\$ -	\$ 544,614	\$ -	\$ -	\$ -	\$ -	\$ -	\$ -	\$ -	\$ -	\$ -	\$ -	\$ -	\$ -	\$ -	\$ -	\$ -	\$ -	\$ -	\$ 605,127
9416	Pavement Management Program Update 2022	\$ -	\$ -	\$ -	\$ -	\$ -	\$ -	\$ -	\$ -	\$ -	\$ -	\$ -	\$ -	\$ -	\$ -	\$ -	\$ -	\$ -	\$ -	\$ -	\$ -	\$ -	\$ -	\$ -	\$ 11,564
9417	CDBG Sidewalk Improvements 2022	\$ -	\$ -	\$ -	\$ -	\$ -	\$ -	\$ -	\$ -	\$ -	\$ -	\$ -	\$ -	\$ -	\$ -	\$ -	\$ -	\$ -	\$ -	\$ -	\$ -	\$ -	\$ -	\$ -	\$ 631,577
9418	Stearns Road Emergency Culvert Repair	\$ -	\$ -	\$ -	\$ -	\$ -	\$ -	\$ -	\$ -	\$ -	\$ -	\$ -	\$ -	\$ -	\$ -	\$ -	\$ -	\$ -	\$ -	\$ -	\$ -	\$ -	\$ -	\$ -	\$ 197,919
9420	2022 Striping	\$ -	\$ -	\$ -	\$ -	\$ -	\$ -	\$ -	\$ -	\$ -	\$ -	\$ -	\$ -	\$ -	\$ -	\$ -	\$ -	\$ -	\$ -	\$ -	\$ -	\$ -	\$ -	\$ -	\$ 111,109
9421	Forest Service Road Improvements	\$ -	\$ -	\$ -	\$ -	\$ -	\$ -	\$ -	\$ -	\$ -	\$ -	\$ -	\$ -	\$ -	\$ -	\$ -	\$ -	\$ -	\$ -	\$ -	\$ -	\$ -	\$ -	\$ -	\$ 2,000,000
9422	Foster/Black Olive Intersection Improvements	\$ -	\$ -	\$ -	\$ -	\$ -	\$ -	\$ -	\$ -	\$ -	\$ -	\$ -	\$ -	\$ -	\$ -	\$ -	\$ -	\$ -	\$ -	\$ -	\$ -	\$ -	\$ -	\$ -	\$ 2,500,000
9423	Elliott/Nunneley Road Extension	\$ -	\$ -	\$ -	\$ -	\$ -	\$ -	\$ -	\$ -	\$ -	\$ -	\$ -	\$ -	\$ -	\$ -	\$ -	\$ -	\$ -	\$ -	\$ -	\$ -	\$ -	\$ -	\$ -	\$ 7,500,000
9424	Go Paradise: Skyway Link Project	\$ -	\$ -	\$ -	\$ -	\$ -	\$ -	\$ -	\$ -	\$ -	\$ -	\$ -	\$ -	\$ -	\$ -	\$ -	\$ -	\$ -	\$ -	\$ -	\$ -	\$ -	\$ -	\$ -	\$ 6,954,000
9425	Upper Skyway Widening	\$ -	\$ -	\$ -	\$ -	\$ -	\$ -	\$ -	\$ -	\$ -	\$ -	\$ -	\$ -	\$ -	\$ -	\$ -	\$ -	\$ -	\$ -	\$ -	\$ -	\$ -	\$ -	\$ -	\$ 15,000,000
9426	Skyway/Pentz Intersection Improvements	\$ -	\$ -	\$ -	\$ -	\$ -	\$ -	\$ -	\$ -	\$ -	\$ -	\$ -	\$ -	\$ -	\$ -	\$ -	\$ -	\$ -	\$ -	\$ -	\$ -	\$ -	\$ -	\$ -	\$ 4,500,000
9427	Pentz Road Widening	\$ -	\$ -	\$ -	\$ -	\$ -	\$ -	\$ -	\$ -	\$ -	\$ -	\$ -	\$ -	\$ -	\$ -	\$ -	\$ -	\$ -	\$ -	\$ -	\$ -	\$ -	\$ -	\$ -	\$ 51,000,000
9428	Roe Road Phase 1	\$ -	\$ -	\$ -	\$ -	\$ -	\$ -	\$ -	\$ -	\$ -	\$ -	\$ -	\$ -	\$ -	\$ -	\$ -	\$ -	\$ -	\$ -	\$ -	\$ -	\$ -	\$ -	\$ -	\$ 60,400,000
9429	Interim Striping Safety Projects 2023	\$ -	\$ -	\$ -	\$ -	\$ -	\$ -	\$ -	\$ -	\$ -	\$ -	\$ -	\$ -	\$ -	\$ -	\$ -	\$ -	\$ -	\$ -	\$ -	\$ -	\$ -	\$ -	\$ -	\$ 100,000
9430	Pearson Road Hilltop Guard Rail Project	\$ -	\$ -	\$ -	\$ -	\$ -	\$ -	\$ -	\$ -	\$ -	\$ -	\$ -	\$ -	\$ -	\$ -	\$ -	\$ -	\$ -	\$ -	\$ -	\$ -	\$ -	\$ -	\$ -	\$ 40,000
9431	Roadside Evacuation Sign Project	\$ -	\$ -	\$ -	\$ -	\$ -	\$ -	\$ -	\$ -	\$ -	\$ -	\$ -	\$ -	\$ -	\$ -	\$ -	\$ -	\$ -	\$ -	\$ -	\$ -	\$ -	\$ -	\$ -	\$ 100,000
Total		\$ 257,717	\$ 3,725,000	\$ 45,152,055	\$ 17,610,487	\$ 544,614	\$ 29,402,169	\$ 1,823,814	\$ -	\$ 140,776	\$ 1,306,286	\$ 139,208	\$ 482,497	\$ 4,285,482	\$ 8,562,699	\$ 49,524,092	\$ 1,312,523	\$ 226,074,634	\$ 1,127,400	\$ 1,192,079	\$ 4,403,750	\$ 166,144,147	\$ 563,211,450		

**Town of Paradise Fiscal Year 2022/2023
Capital Improvement & Disaster Recovery Plan**

Project Title: Portable and Mobile Police Radios	Est. Start Date: 5/12/2022	Project Description Police Department portable and mobile radio replacement.
CIP/DR: DR	Est. End Date: 6/30/2023	
Project No.: 7106	Department(s): PW, PD	
State/Fed No.: Local Other	Funding Status: Secured	

Project Development Costs										
Code	Project Phase / Type	Actuals Prior Years	Est. Actual 2022/2023	2023/2024	2024/2025	2025/2026	2026/2027	2027/2028	2028/Beyond	Total Costs
	Facilities Replacement / Construction	\$ -	\$ -	\$ -	\$ -	\$ -	\$ -	\$ -	\$ -	\$ -
	Equipment Replacement / Construction	\$ -	778,608	\$ -	\$ -	\$ -	\$ -	\$ -	\$ -	\$ 778,608
	Program Deployment	\$ -	\$ -	\$ -	\$ -	\$ -	\$ -	\$ -	\$ -	\$ -
	Alternatives Analysis / Report Preparation	\$ -	\$ -	\$ -	\$ -	\$ -	\$ -	\$ -	\$ -	\$ -
	Project Approval & Environmental Document	\$ -	\$ -	\$ -	\$ -	\$ -	\$ -	\$ -	\$ -	\$ -
	Plans, Specifications & Estimates	\$ -	\$ -	\$ -	\$ -	\$ -	\$ -	\$ -	\$ -	\$ -
	Preliminary Engineering/Planning	\$ -	\$ -	\$ -	\$ -	\$ -	\$ -	\$ -	\$ -	\$ -
	Right of Way & Utility Relocation	\$ -	\$ -	\$ -	\$ -	\$ -	\$ -	\$ -	\$ -	\$ -
	Construction Engineering	\$ -	\$ -	\$ -	\$ -	\$ -	\$ -	\$ -	\$ -	\$ -
	Construction/Implementation	\$ -	\$ -	\$ -	\$ -	\$ -	\$ -	\$ -	\$ -	\$ -
	Non-Infrastructure (Education Component)	\$ -	\$ -	\$ -	\$ -	\$ -	\$ -	\$ -	\$ -	\$ -
Annual Total		\$ -	\$ 778,608	\$ -	\$ -	\$ -	\$ -	\$ -	\$ -	\$ 778,608

Project Development Funding										
Code	Project Funding Source	Actuals Prior Years	Est. Actual 2022/2023	2023/2024	2024/2025	2025/2026	2026/2027	2027/2028	2028/Beyond	Total Funding
	General Fund	\$ -	\$ -	\$ -	\$ -	\$ -	\$ -	\$ -	\$ -	\$ -
	Federal Congestion Mitigation Air Quality	\$ -	\$ -	\$ -	\$ -	\$ -	\$ -	\$ -	\$ -	\$ -
	Federal Emergency Relief Program	\$ -	\$ -	\$ -	\$ -	\$ -	\$ -	\$ -	\$ -	\$ -
	Federal Hazard Mitigation Grant Program	\$ -	\$ -	\$ -	\$ -	\$ -	\$ -	\$ -	\$ -	\$ -
	Federal Highway Safety Improvement Program	\$ -	\$ -	\$ -	\$ -	\$ -	\$ -	\$ -	\$ -	\$ -
	Federal, FEMA Public Assistance	\$ -	\$ -	\$ -	\$ -	\$ -	\$ -	\$ -	\$ -	\$ -
	Federal, Economic Development Administration	\$ -	\$ -	\$ -	\$ -	\$ -	\$ -	\$ -	\$ -	\$ -
	Federal, United States Department of Agriculture	\$ -	\$ -	\$ -	\$ -	\$ -	\$ -	\$ -	\$ -	\$ -
	Gas Tax / Streets	\$ -	\$ -	\$ -	\$ -	\$ -	\$ -	\$ -	\$ -	\$ -
	Local Transportation / Transit	\$ -	\$ -	\$ -	\$ -	\$ -	\$ -	\$ -	\$ -	\$ -
1010	Measure "C"/"V"	\$ -	67,208	\$ -	\$ -	\$ -	\$ -	\$ -	\$ -	\$ 67,208
	Other, Community:	\$ -	\$ -	\$ -	\$ -	\$ -	\$ -	\$ -	\$ -	\$ -
2198	Other, Federal:	\$ -	615,000	\$ -	\$ -	\$ -	\$ -	\$ -	\$ -	\$ 615,000
	Other, State:	\$ -	\$ -	\$ -	\$ -	\$ -	\$ -	\$ -	\$ -	\$ -
	State Active Transportation Program	\$ -	\$ -	\$ -	\$ -	\$ -	\$ -	\$ -	\$ -	\$ -
	State Water Board Financial Assistance	\$ -	\$ -	\$ -	\$ -	\$ -	\$ -	\$ -	\$ -	\$ -
	CDBG-DR	\$ -	\$ -	\$ -	\$ -	\$ -	\$ -	\$ -	\$ -	\$ -
	Utility Reimbursements	\$ -	\$ -	\$ -	\$ -	\$ -	\$ -	\$ -	\$ -	\$ -
2090	Insurance	\$ -	96,400	\$ -	\$ -	\$ -	\$ -	\$ -	\$ -	\$ 96,400
	Program Participant	\$ -	\$ -	\$ -	\$ -	\$ -	\$ -	\$ -	\$ -	\$ -
	Unfunded	\$ -	\$ -	\$ -	\$ -	\$ -	\$ -	\$ -	\$ -	\$ -
Annual Total		\$ -	\$ 778,608	\$ -	\$ -	\$ -	\$ -	\$ -	\$ -	\$ 778,608

**Town of Paradise Fiscal Year 2023/2024
Capital Improvement & Disaster Recovery Plan**

Project Title: PSPS Preparedness Project	Est. Start Date: 7/1/2020	Project Description Various projects for Public Safety Power Shutdown preparation. Work includes generator purchases for traffic signal operations.
CIP/DR: DR	Est. End Date: 6/30/2021	
Project No.: 7200	Department(s): PW	
Grant No.: PSPS Grant	Funding Status: Secured	

Project Development Costs										
Code	Project Phase / Type	Actuals Prior Years	Est. Actual 2022/2023	2023/2024	2024/2025	2025/2026	2026/2027	2027/2028	2028/Beyond	Total Costs
	Facilities Replacement / Construction	\$ -	\$ -	\$ -	\$ -	\$ -	\$ -	\$ -	\$ -	\$ -
	Equipment Replacement / Construction	\$ 304,170	\$ -	\$ -	\$ -	\$ -	\$ -	\$ -	\$ -	\$ 304,170.00
	Program Deployment	\$ -	\$ -	\$ -	\$ -	\$ -	\$ -	\$ -	\$ -	\$ -
	Alternatives Analysis / Report Preparation	\$ -	\$ -	\$ -	\$ -	\$ -	\$ -	\$ -	\$ -	\$ -
	Project Approval & Environmental Document	\$ -	\$ -	\$ -	\$ -	\$ -	\$ -	\$ -	\$ -	\$ -
	Plans, Specifications & Estimates	\$ -	\$ -	\$ -	\$ -	\$ -	\$ -	\$ -	\$ -	\$ -
	Preliminary Engineering/Planning	\$ -	\$ -	\$ -	\$ -	\$ -	\$ -	\$ -	\$ -	\$ -
	Right of Way & Utility Relocation	\$ -	\$ -	\$ -	\$ -	\$ -	\$ -	\$ -	\$ -	\$ -
	Construction Engineering	\$ -	\$ -	\$ -	\$ -	\$ -	\$ -	\$ -	\$ -	\$ -
	Construction/Implementation	\$ -	\$ -	\$ -	\$ -	\$ -	\$ -	\$ -	\$ -	\$ -
	Non-Infrastructure (Education Component)	\$ -	\$ -	\$ -	\$ -	\$ -	\$ -	\$ -	\$ -	\$ -
Annual Total		\$ 304,170	\$ -	\$ -	\$ -	\$ -	\$ -	\$ -	\$ -	\$ 304,170

Project Development Funding										
Code	Project Funding Source	Actuals Prior Years	Est. Actual 2022/2023	2023/2024	2024/2025	2025/2026	2026/2027	2027/2028	2026/Beyond	Total Funding
	General Fund	\$ -	\$ -	\$ -	\$ -	\$ -	\$ -	\$ -	\$ -	\$ -
	Federal Congestion Mitigation Air Quality	\$ -	\$ -	\$ -	\$ -	\$ -	\$ -	\$ -	\$ -	\$ -
	Federal Emergency Relief Program	\$ -	\$ -	\$ -	\$ -	\$ -	\$ -	\$ -	\$ -	\$ -
	Federal Hazard Mitigation Grant Program	\$ -	\$ -	\$ -	\$ -	\$ -	\$ -	\$ -	\$ -	\$ -
	Federal Highway Safety Improvement Program	\$ -	\$ -	\$ -	\$ -	\$ -	\$ -	\$ -	\$ -	\$ -
	Federal, FEMA Public Assistance	\$ -	\$ -	\$ -	\$ -	\$ -	\$ -	\$ -	\$ -	\$ -
	Federal, Economic Development Administration	\$ -	\$ -	\$ -	\$ -	\$ -	\$ -	\$ -	\$ -	\$ -
	Federal, United States Department of Agriculture	\$ -	\$ -	\$ -	\$ -	\$ -	\$ -	\$ -	\$ -	\$ -
	Gas Tax / Streets	\$ -	\$ -	\$ -	\$ -	\$ -	\$ -	\$ -	\$ -	\$ -
	Local Transportation / Transit	\$ -	\$ -	\$ -	\$ -	\$ -	\$ -	\$ -	\$ -	\$ -
	Measure "C"/"V"	\$ -	\$ -	\$ -	\$ -	\$ -	\$ -	\$ -	\$ -	\$ -
7815	Other, Community:	\$ 4,170	\$ -	\$ -	\$ -	\$ -	\$ -	\$ -	\$ -	\$ 4,170
	Other, Federal:	\$ -	\$ -	\$ -	\$ -	\$ -	\$ -	\$ -	\$ -	\$ -
2105	Other, State:	\$ 300,000	\$ -	\$ -	\$ -	\$ -	\$ -	\$ -	\$ -	\$ 300,000
	State Active Transportation Program	\$ -	\$ -	\$ -	\$ -	\$ -	\$ -	\$ -	\$ -	\$ -
	State Water Board Financial Assistance	\$ -	\$ -	\$ -	\$ -	\$ -	\$ -	\$ -	\$ -	\$ -
	CDBG-DR	\$ -	\$ -	\$ -	\$ -	\$ -	\$ -	\$ -	\$ -	\$ -
	Utility Reimbursements	\$ -	\$ -	\$ -	\$ -	\$ -	\$ -	\$ -	\$ -	\$ -
	Insurance	\$ -	\$ -	\$ -	\$ -	\$ -	\$ -	\$ -	\$ -	\$ -
	Program Participant	\$ -	\$ -	\$ -	\$ -	\$ -	\$ -	\$ -	\$ -	\$ -
	Unfunded	\$ -	\$ -	\$ -	\$ -	\$ -	\$ -	\$ -	\$ -	\$ -
Annual Total		\$ 304,170	\$ -	\$ -	\$ -	\$ -	\$ -	\$ -	\$ -	\$ 304,170

**Town of Paradise Fiscal Year 2023/2024
Capital Improvement & Disaster Recovery Plan**

Project Title: Category 2/3 Tree Removal	Est. Start Date: 1/1/2020	Project Description The Town of Paradise Alternative/Private Tree Removal program worked with property owners, assessing tree eligibility and providing guidance for property owners to hire their own tree removal contractors to remove required trees and become compliant with the hazardous tree ordinance.
CIP/DR: DR	Est. End Date: 6/30/2022	
Project No.: 7212	Department(s): DR, PW, HF	
State/Fed No.: TBD	Funding Status: FEMA PA	

Project Development Costs										
Code	Project Phase / Type	Actuals Prior Years	Est. Actual 2022/2023	2023/2024	2024/2025	2025/2026	2026/2027	2027/2028	2028/Beyond	Total Costs
	Facilities Replacement / Construction	\$ -	\$ -	\$ -	\$ -	\$ -	\$ -	\$ -	\$ -	\$ -
	Equipment Replacement / Construction	\$ -	\$ -	\$ -	\$ -	\$ -	\$ -	\$ -	\$ -	\$ -
	Program Deployment	\$ -	\$ -	\$ -	\$ -	\$ -	\$ -	\$ -	\$ -	\$ -
	Alternatives Analysis / Report Preparation	\$ -	\$ -	\$ -	\$ -	\$ -	\$ -	\$ -	\$ -	\$ -
	Project Approval & Environmental Document	\$ -	\$ -	\$ -	\$ -	\$ -	\$ -	\$ -	\$ -	\$ -
	Plans, Specifications & Estimates	\$ -	\$ -	\$ -	\$ -	\$ -	\$ -	\$ -	\$ -	\$ -
	Preliminary Engineering/Planning	\$ -	\$ -	\$ -	\$ -	\$ -	\$ -	\$ -	\$ -	\$ -
	Right of Way & Utility Relocation	\$ -	\$ -	\$ -	\$ -	\$ -	\$ -	\$ -	\$ -	\$ -
	Construction Engineering	\$ -	\$ -	\$ -	\$ -	\$ -	\$ -	\$ -	\$ -	\$ -
	Construction/Implementation	\$ 1,089,118	\$ 20,621	\$ -	\$ -	\$ -	\$ -	\$ -	\$ -	\$ 1,109,738
	Non-Infrastructure (Education Component)	\$ -	\$ -	\$ -	\$ -	\$ -	\$ -	\$ -	\$ -	\$ -
Annual Total		\$ 1,089,118	\$ 20,621	\$ -	\$ -	\$ -	\$ -	\$ -	\$ -	\$ 1,109,738

Project Development Funding										
Code	Project Funding Source	Actuals Prior Years	Est. Actual 2022/2023	2023/2024	2024/2025	2025/2026	2026/2027	2027/2028	2028/Beyond	Total Funding
	General Fund	\$ -	\$ -	\$ -	\$ -	\$ -	\$ -	\$ -	\$ -	\$ -
	Federal Congestion Mitigation Air Quality	\$ -	\$ -	\$ -	\$ -	\$ -	\$ -	\$ -	\$ -	\$ -
	Federal Emergency Relief Program	\$ -	\$ -	\$ -	\$ -	\$ -	\$ -	\$ -	\$ -	\$ -
	Federal Hazard Mitigation Grant Program	\$ -	\$ -	\$ -	\$ -	\$ -	\$ -	\$ -	\$ -	\$ -
	Federal Highway Safety Improvement Program	\$ -	\$ -	\$ -	\$ -	\$ -	\$ -	\$ -	\$ -	\$ -
2090	Federal, FEMA Public Assistance	\$ -	\$ -	\$ -	\$ -	\$ -	\$ -	\$ -	\$ -	\$ -
	Federal, Economic Development Administration	\$ -	\$ -	\$ -	\$ -	\$ -	\$ -	\$ -	\$ -	\$ -
	Federal, United States Department of Agriculture	\$ -	\$ -	\$ -	\$ -	\$ -	\$ -	\$ -	\$ -	\$ -
	Gas Tax / Streets	\$ -	\$ -	\$ -	\$ -	\$ -	\$ -	\$ -	\$ -	\$ -
	Local Transportation / Transit	\$ -	\$ -	\$ -	\$ -	\$ -	\$ -	\$ -	\$ -	\$ -
	Measure "C"/"V"	\$ -	\$ -	\$ -	\$ -	\$ -	\$ -	\$ -	\$ -	\$ -
	Other, Community:	\$ -	\$ -	\$ -	\$ -	\$ -	\$ -	\$ -	\$ -	\$ -
	Other, Federal:	\$ -	\$ -	\$ -	\$ -	\$ -	\$ -	\$ -	\$ -	\$ -
	Other, State:	\$ -	\$ -	\$ -	\$ -	\$ -	\$ -	\$ -	\$ -	\$ -
	State Active Transportation Program	\$ -	\$ -	\$ -	\$ -	\$ -	\$ -	\$ -	\$ -	\$ -
	State Water Board Financial Assistance	\$ -	\$ -	\$ -	\$ -	\$ -	\$ -	\$ -	\$ -	\$ -
2301	CDBG-DR	\$ -	\$ -	\$ -	\$ -	\$ -	\$ -	\$ -	\$ -	\$ -
	Utility Reimbursements	\$ -	\$ -	\$ -	\$ -	\$ -	\$ -	\$ -	\$ -	\$ -
	Insurance	\$ -	\$ -	\$ -	\$ -	\$ -	\$ -	\$ -	\$ -	\$ -
	Program Participant	\$ -	\$ -	\$ -	\$ -	\$ -	\$ -	\$ -	\$ -	\$ -
	Unfunded	\$ 1,089,118	\$ 20,621	\$ -	\$ -	\$ -	\$ -	\$ -	\$ -	\$ 1,109,738
Annual Total		\$ 1,089,118	\$ 20,621	\$ -	\$ -	\$ -	\$ -	\$ -	\$ -	\$ 1,109,738

**Town of Paradise Fiscal Year 2023/2024
Capital Improvement & Disaster Recovery Plan**

Project Title: On-System Culvert Replacement	Est. Start Date: 7/1/2020	Project Description Replace damaged On-System HDPE culverts with RCP pipe culverts, including restoration of the roadway section above the pipe at various locations.
CIP/DR: DR	Est. End Date: 6/30/2023	
Project No.: 7301	Department(s): PW	
Grant No.: ER38Y0 (009)	Funding Status: Secured	

Project Development Costs										
Code	Project Phase / Type	Actuals Prior Years	Est. Actual 2022/2023	2023/2024	2024/2025	2025/2026	2026/2027	2027/2028	2026/Beyond	Total Costs
	Facilities Replacement / Construction	\$ -	\$ -	\$ -	\$ -	\$ -	\$ -	\$ -	\$ -	\$ -
	Equipment Replacement / Construction	\$ -	\$ -	\$ -	\$ -	\$ -	\$ -	\$ -	\$ -	\$ -
	Program Deployment	\$ -	\$ -	\$ -	\$ -	\$ -	\$ -	\$ -	\$ -	\$ -
	Alternatives Analysis / Report Preparation	\$ -	\$ -	\$ -	\$ -	\$ -	\$ -	\$ -	\$ -	\$ -
	Project Approval & Environmental Document	\$ -	\$ -	\$ -	\$ -	\$ -	\$ -	\$ -	\$ -	\$ -
	Plans, Specifications & Estimates	\$ -	\$ -	\$ -	\$ -	\$ -	\$ -	\$ -	\$ -	\$ -
	Preliminary Engineering/Planning	\$ 107,289	\$ -	\$ -	\$ -	\$ -	\$ -	\$ -	\$ -	\$ 107,289
	Right of Way & Utility Relocation	\$ -	\$ -	\$ -	\$ -	\$ -	\$ -	\$ -	\$ -	\$ -
	Construction Engineering	\$ 61,593	\$ 28,407	\$ -	\$ -	\$ -	\$ -	\$ -	\$ -	\$ 90,000
	Construction/Implementation	\$ 579,881	\$ 155,756	\$ -	\$ -	\$ -	\$ -	\$ -	\$ -	\$ 735,637
	Non-Infrastructure (Education Component)	\$ -	\$ -	\$ -	\$ -	\$ -	\$ -	\$ -	\$ -	\$ -
Annual Total		\$ 748,763	\$ 184,163	\$ -	\$ -	\$ -	\$ -	\$ -	\$ -	\$ 932,926

Project Development Funding										
Code	Project Funding Source	Actuals Prior Years	Est. Actual 2022/2023	2023/2024	2024/2025	2025/2026	2026/2027	2027/2028	2026/Beyond	Total Funding
	General Fund	\$ -	\$ -	\$ -	\$ -	\$ -	\$ -	\$ -	\$ -	\$ -
	Federal Congestion Mitigation Air Quality	\$ -	\$ -	\$ -	\$ -	\$ -	\$ -	\$ -	\$ -	\$ -
2139	Federal Emergency Relief Program	\$ 662,879	\$ 163,040	\$ -	\$ -	\$ -	\$ -	\$ -	\$ -	\$ 825,919
	Federal Hazard Mitigation Grant Program	\$ -	\$ -	\$ -	\$ -	\$ -	\$ -	\$ -	\$ -	\$ -
	Federal Highway Safety Improvement Program	\$ -	\$ -	\$ -	\$ -	\$ -	\$ -	\$ -	\$ -	\$ -
	Federal, FEMA Public Assistance	\$ -	\$ -	\$ -	\$ -	\$ -	\$ -	\$ -	\$ -	\$ -
	Federal, Economic Development Administration	\$ -	\$ -	\$ -	\$ -	\$ -	\$ -	\$ -	\$ -	\$ -
	Federal, United States Department of Agriculture	\$ -	\$ -	\$ -	\$ -	\$ -	\$ -	\$ -	\$ -	\$ -
	Gas Tax / Streets	\$ -	\$ -	\$ -	\$ -	\$ -	\$ -	\$ -	\$ -	\$ -
	Local Transportation / Transit	\$ -	\$ -	\$ -	\$ -	\$ -	\$ -	\$ -	\$ -	\$ -
	Measure "C"/"V"	\$ -	\$ -	\$ -	\$ -	\$ -	\$ -	\$ -	\$ -	\$ -
	Other, Community:	\$ -	\$ -	\$ -	\$ -	\$ -	\$ -	\$ -	\$ -	\$ -
	Other, Federal:	\$ -	\$ -	\$ -	\$ -	\$ -	\$ -	\$ -	\$ -	\$ -
	Other, State:	\$ -	\$ -	\$ -	\$ -	\$ -	\$ -	\$ -	\$ -	\$ -
	State Active Transportation Program	\$ -	\$ -	\$ -	\$ -	\$ -	\$ -	\$ -	\$ -	\$ -
	State Water Board Financial Assistance	\$ -	\$ -	\$ -	\$ -	\$ -	\$ -	\$ -	\$ -	\$ -
2301	CDBG-DR	\$ -	\$ -	\$ 107,007	\$ -	\$ -	\$ -	\$ -	\$ -	\$ 107,007
	Utility Reimbursements	\$ -	\$ -	\$ -	\$ -	\$ -	\$ -	\$ -	\$ -	\$ -
	Insurance	\$ -	\$ -	\$ -	\$ -	\$ -	\$ -	\$ -	\$ -	\$ -
	Program Participant	\$ -	\$ -	\$ -	\$ -	\$ -	\$ -	\$ -	\$ -	\$ -
	Unfunded	\$ -	\$ -	\$ -	\$ -	\$ -	\$ -	\$ -	\$ -	\$ -
Annual Total		\$ 662,879	\$ 163,040	\$ 107,007	\$ -	\$ -	\$ -	\$ -	\$ -	\$ 932,926

**Town of Paradise Fiscal Year 2023/2024
Capital Improvement & Disaster Recovery Plan**

Project Title: On-System Hardscape Replacement	Est. Start Date: 7/1/2020	Project Description Replace damaged hardscape, including concrete curb, gutter and sidewalk, lighting, planters, and other amenities at various locations.
CIP/DR: DR	Est. End Date: 12/30/2022	
Project No.: 7302	Department(s): PW	
Grant No.: ER38Y0 (011)	Funding Status: Secured	

Project Development Costs										
Code	Project Phase / Type	Actuals Prior Years	Est. Actual 2022/2023	2023/2024	2024/2025	2025/2026	2026/2027	2027/2028	2026/Beyond	Total Costs
	Facilities Replacement / Construction	\$ -	\$ -	\$ -	\$ -	\$ -	\$ -	\$ -	\$ -	\$ -
	Equipment Replacement / Construction	\$ -	\$ -	\$ -	\$ -	\$ -	\$ -	\$ -	\$ -	\$ -
	Program Deployment	\$ -	\$ -	\$ -	\$ -	\$ -	\$ -	\$ -	\$ -	\$ -
	Alternatives Analysis / Report Preparation	\$ -	\$ -	\$ -	\$ -	\$ -	\$ -	\$ -	\$ -	\$ -
	Project Approval & Environmental Document	\$ -	\$ -	\$ -	\$ -	\$ -	\$ -	\$ -	\$ -	\$ -
	Plans, Specifications & Estimates	\$ -	\$ -	\$ -	\$ -	\$ -	\$ -	\$ -	\$ -	\$ -
	Preliminary Engineering/Planning	\$ 68,200	\$ 8,191	\$ -	\$ -	\$ -	\$ -	\$ -	\$ -	\$ 76,391
	Right of Way & Utility Relocation	\$ -	\$ -	\$ -	\$ -	\$ -	\$ -	\$ -	\$ -	\$ -
	Construction Engineering	\$ 50,005	\$ 35,560	\$ -	\$ -	\$ -	\$ -	\$ -	\$ -	\$ 85,565
	Construction/Implementation	\$ 495,673	\$ 125,697	\$ -	\$ -	\$ -	\$ -	\$ -	\$ -	\$ 621,370
	Non-Infrastructure (Education Component)	\$ -	\$ -	\$ -	\$ -	\$ -	\$ -	\$ -	\$ -	\$ -
Annual Total		\$ 613,878	\$ 169,448	\$ -	\$ -	\$ -	\$ -	\$ -	\$ -	\$ 783,326

Project Development Funding										
Code	Project Funding Source	Actuals Prior Years	Est. Actual 2022/2023	2023/2024	2024/2025	2025/2026	2026/2027	2027/2028	2026/Beyond	Total Funding
	General Fund	\$ -	\$ -	\$ -	\$ -	\$ -	\$ -	\$ -	\$ -	\$ -
	Federal Congestion Mitigation Air Quality	\$ -	\$ -	\$ -	\$ -	\$ -	\$ -	\$ -	\$ -	\$ -
2139	Federal Emergency Relief Program	\$ 543,466	\$ 150,012	\$ -	\$ -	\$ -	\$ -	\$ -	\$ -	\$ 693,479
	Federal Hazard Mitigation Grant Program	\$ -	\$ -	\$ -	\$ -	\$ -	\$ -	\$ -	\$ -	\$ -
	Federal Highway Safety Improvement Program	\$ -	\$ -	\$ -	\$ -	\$ -	\$ -	\$ -	\$ -	\$ -
	Federal, FEMA Public Assistance	\$ -	\$ -	\$ -	\$ -	\$ -	\$ -	\$ -	\$ -	\$ -
	Federal, Economic Development Administration	\$ -	\$ -	\$ -	\$ -	\$ -	\$ -	\$ -	\$ -	\$ -
	Federal, United States Department of Agriculture	\$ -	\$ -	\$ -	\$ -	\$ -	\$ -	\$ -	\$ -	\$ -
	Gas Tax / Streets	\$ -	\$ -	\$ -	\$ -	\$ -	\$ -	\$ -	\$ -	\$ -
	Local Transportation / Transit	\$ -	\$ -	\$ -	\$ -	\$ -	\$ -	\$ -	\$ -	\$ -
	Measure "C"/"V"	\$ -	\$ -	\$ -	\$ -	\$ -	\$ -	\$ -	\$ -	\$ -
	Other, Community:	\$ -	\$ -	\$ -	\$ -	\$ -	\$ -	\$ -	\$ -	\$ -
	Other, Federal:	\$ -	\$ -	\$ -	\$ -	\$ -	\$ -	\$ -	\$ -	\$ -
	Other, State:	\$ -	\$ -	\$ -	\$ -	\$ -	\$ -	\$ -	\$ -	\$ -
	State Active Transportation Program	\$ -	\$ -	\$ -	\$ -	\$ -	\$ -	\$ -	\$ -	\$ -
	State Water Board Financial Assistance	\$ -	\$ -	\$ -	\$ -	\$ -	\$ -	\$ -	\$ -	\$ -
2301	CDBG-DR	\$ -	\$ -	\$ 89,847	\$ -	\$ -	\$ -	\$ -	\$ -	\$ 89,847
	Utility Reimbursements	\$ -	\$ -	\$ -	\$ -	\$ -	\$ -	\$ -	\$ -	\$ -
	Insurance	\$ -	\$ -	\$ -	\$ -	\$ -	\$ -	\$ -	\$ -	\$ -
	Program Participant	\$ -	\$ -	\$ -	\$ -	\$ -	\$ -	\$ -	\$ -	\$ -
	Unfunded	\$ -	\$ -	\$ -	\$ -	\$ -	\$ -	\$ -	\$ -	\$ -
Annual Total		\$ 543,466	\$ 150,012	\$ 89,847	\$ -	\$ -	\$ -	\$ -	\$ -	\$ 783,326

**Town of Paradise Fiscal Year 2023/2024
Capital Improvement & Disaster Recovery Plan**

Project Title: On-System Road Rehabilitation	Est. Start Date: 7/1/2020	Project Description On-System roadway rehabilitation consisting of asphalt concrete overlays and full depth sections for areas with severe pavement damage.
CIP/DR: DR	Est. End Date: 12/31/2027	
Project No.: 7303	Department(s): PW	
Grant No.: ER38Y0 (012)	Funding Status: Secured	

Project Development Costs										
Code	Project Phase / Type	Actuals Prior Years	Est. Actual 2022/2023	2023/2024	2024/2025	2025/2026	2026/2027	2027/2028	2026/Beyond	Total Costs
	Facilities Replacement / Construction	\$ -	\$ -	\$ -	\$ -	\$ -	\$ -	\$ -	\$ -	\$ -
	Equipment Replacement / Construction	\$ -	\$ -	\$ -	\$ -	\$ -	\$ -	\$ -	\$ -	\$ -
	Program Deployment	\$ -	\$ -	\$ -	\$ -	\$ -	\$ -	\$ -	\$ -	\$ -
	Alternatives Analysis / Report Preparation	\$ -	\$ -	\$ -	\$ -	\$ -	\$ -	\$ -	\$ -	\$ -
	Project Approval & Environmental Document	\$ -	\$ -	\$ -	\$ -	\$ -	\$ -	\$ -	\$ -	\$ -
	Plans, Specifications & Estimates	\$ -	\$ -	\$ -	\$ -	\$ -	\$ -	\$ -	\$ -	\$ -
	Preliminary Engineering/Planning	\$ 3,035,428	\$ 8,260	\$ -	\$ -	\$ -	\$ -	\$ 460,312	\$ -	\$ 3,504,000
	Right of Way & Utility Relocation	\$ -	\$ -	\$ -	\$ -	\$ -	\$ -	\$ -	\$ -	\$ -
	Construction Engineering	\$ 26,804	\$ 600,000	\$ 1,350,000	\$ 1,500,000	\$ 1,500,000	\$ 1,797,396	\$ -	\$ -	\$ 6,774,200
	Construction/Implementation	\$ -	\$ 6,288,152	\$ 9,215,225	\$ 10,215,225	\$ 10,215,225	\$ 10,227,173	\$ -	\$ -	\$ 46,161,000
	Non-Infrastructure (Education Component)	\$ -	\$ -	\$ -	\$ -	\$ -	\$ -	\$ -	\$ -	\$ -
Annual Total		\$ 3,062,232	\$ 6,896,412	\$ 10,565,225	\$ 11,715,225	\$ 11,715,225	\$ 12,024,569	\$ 460,312	\$ -	\$ 56,439,200

Project Development Funding										
Code	Project Funding Source	Actuals Prior Years	Est. Actual 2022/2023	2023/2024	2024/2025	2025/2026	2026/2027	2027/2028	2026/Beyond	Total Funding
	General Fund	\$ -	\$ -	\$ -	\$ -	\$ -	\$ -	\$ -	\$ -	\$ -
	Federal Congestion Mitigation Air Quality	\$ -	\$ -	\$ -	\$ -	\$ -	\$ -	\$ -	\$ -	\$ -
2139	Federal Emergency Relief Program	\$ 2,304,330	\$ 5,084,877	\$ 7,788,375	\$ 8,653,750	\$ 8,653,750	\$ 8,886,531	\$ 346,385	\$ -	\$ 41,717,998
	Federal Hazard Mitigation Grant Program	\$ -	\$ -	\$ -	\$ -	\$ -	\$ -	\$ -	\$ -	\$ -
	Federal Highway Safety Improvement Program	\$ -	\$ -	\$ -	\$ -	\$ -	\$ -	\$ -	\$ -	\$ -
	Federal, FEMA Public Assistance	\$ -	\$ -	\$ -	\$ -	\$ -	\$ -	\$ -	\$ -	\$ -
	Federal, Economic Development Administration	\$ -	\$ -	\$ -	\$ -	\$ -	\$ -	\$ -	\$ -	\$ -
	Federal, United States Department of Agriculture	\$ -	\$ -	\$ -	\$ -	\$ -	\$ -	\$ -	\$ -	\$ -
	Gas Tax / Streets	\$ -	\$ -	\$ -	\$ -	\$ -	\$ -	\$ -	\$ -	\$ -
	Local Transportation / Transit	\$ -	\$ -	\$ -	\$ -	\$ -	\$ -	\$ -	\$ -	\$ -
	Measure "C"/"V"	\$ -	\$ -	\$ -	\$ -	\$ -	\$ -	\$ -	\$ -	\$ -
	Other, Community:	\$ -	\$ -	\$ -	\$ -	\$ -	\$ -	\$ -	\$ -	\$ -
	Other, Federal:	\$ -	\$ -	\$ -	\$ -	\$ -	\$ -	\$ -	\$ -	\$ -
	Other, State:	\$ -	\$ -	\$ -	\$ -	\$ -	\$ -	\$ -	\$ -	\$ -
	State Active Transportation Program	\$ -	\$ -	\$ -	\$ -	\$ -	\$ -	\$ -	\$ -	\$ -
	State Water Board Financial Assistance	\$ -	\$ -	\$ -	\$ -	\$ -	\$ -	\$ -	\$ -	\$ -
2301	CDBG-DR	\$ -	\$ -	\$ 4,991,962	\$ 2,846,250	\$ 2,846,250	\$ 2,922,813	\$ 113,927	\$ -	\$ 13,721,202
	Utility Reimbursements	\$ -	\$ 139,100	\$ 215,225	\$ 215,225	\$ 215,225	\$ 215,225	\$ -	\$ -	\$ 1,000,000
	Insurance	\$ -	\$ -	\$ -	\$ -	\$ -	\$ -	\$ -	\$ -	\$ -
	Program Participant	\$ -	\$ -	\$ -	\$ -	\$ -	\$ -	\$ -	\$ -	\$ -
	Unfunded	\$ -	\$ -	\$ -	\$ -	\$ -	\$ -	\$ -	\$ -	\$ -
Annual Total		\$ 2,304,330	\$ 5,223,977	\$ 12,995,562	\$ 11,715,225	\$ 11,715,225	\$ 12,024,569	\$ 460,312	\$ -	\$ 56,439,1

**Town of Paradise Fiscal Year 2023/2024
Capital Improvement & Disaster Recovery Plan**

Project Title: On-System Sign Replacement	Est. Start Date: 7/1/2020	Project Description Replace damaged On-System roadway signs at various locations.
CIP/DR: DR	Est. End Date: 6/30/2023	
Project No.: 7304	Department(s): PW	
Grant No.: ER38Y0 (013)	Funding Status: Secured	

Project Development Costs										
Code	Project Phase / Type	Actuals Prior Years	Est. Actual 2022/2023	2023/2024	2024/2025	2025/2026	2026/2027	2027/2028	2026/Beyond	Total Costs
	Facilities Replacement / Construction	\$ -	\$ -	\$ -	\$ -	\$ -	\$ -	\$ -	\$ -	\$ -
	Equipment Replacement / Construction	\$ -	\$ -	\$ -	\$ -	\$ -	\$ -	\$ -	\$ -	\$ -
	Program Deployment	\$ -	\$ -	\$ -	\$ -	\$ -	\$ -	\$ -	\$ -	\$ -
	Alternatives Analysis / Report Preparation	\$ -	\$ -	\$ -	\$ -	\$ -	\$ -	\$ -	\$ -	\$ -
	Project Approval & Environmental Document	\$ -	\$ -	\$ -	\$ -	\$ -	\$ -	\$ -	\$ -	\$ -
	Plans, Specifications & Estimates	\$ -	\$ -	\$ -	\$ -	\$ -	\$ -	\$ -	\$ -	\$ -
	Preliminary Engineering/Planning	\$ 29,803	\$ 7,705	\$ -	\$ -	\$ -	\$ -	\$ -	\$ -	\$ 37,508
	Right of Way & Utility Relocation	\$ -	\$ -	\$ -	\$ -	\$ -	\$ -	\$ -	\$ -	\$ -
	Construction Engineering	\$ 10,346	\$ 32,253	\$ -	\$ -	\$ -	\$ -	\$ -	\$ -	\$ 42,599
	Construction/Implementation	\$ -	\$ 175,000	\$ -	\$ -	\$ -	\$ -	\$ -	\$ -	\$ 175,000
	Non-Infrastructure (Education Component)	\$ -	\$ -	\$ -	\$ -	\$ -	\$ -	\$ -	\$ -	\$ -
Annual Total		\$ 40,149	\$ 214,958	\$ -	\$ -	\$ -	\$ -	\$ -	\$ -	\$ 255,107

Project Development Funding										
Code	Project Funding Source	Actuals Prior Years	Est. Actual 2022/2023	2023/2024	2024/2025	2025/2026	2026/2027	2027/2028	2026/Beyond	Total Funding
	General Fund	\$ -	\$ -	\$ -	\$ -	\$ -	\$ -	\$ -	\$ -	\$ -
	Federal Congestion Mitigation Air Quality	\$ -	\$ -	\$ -	\$ -	\$ -	\$ -	\$ -	\$ -	\$ -
2139	Federal Emergency Relief Program	\$ 35,544	\$ 190,302	\$ -	\$ -	\$ -	\$ -	\$ -	\$ -	\$ 225,846
	Federal Hazard Mitigation Grant Program	\$ -	\$ -	\$ -	\$ -	\$ -	\$ -	\$ -	\$ -	\$ -
	Federal Highway Safety Improvement Program	\$ -	\$ -	\$ -	\$ -	\$ -	\$ -	\$ -	\$ -	\$ -
	Federal, FEMA Public Assistance	\$ -	\$ -	\$ -	\$ -	\$ -	\$ -	\$ -	\$ -	\$ -
	Federal, Economic Development Administration	\$ -	\$ -	\$ -	\$ -	\$ -	\$ -	\$ -	\$ -	\$ -
	Federal, United States Department of Agriculture	\$ -	\$ -	\$ -	\$ -	\$ -	\$ -	\$ -	\$ -	\$ -
	Gas Tax / Streets	\$ -	\$ -	\$ -	\$ -	\$ -	\$ -	\$ -	\$ -	\$ -
	Local Transportation / Transit	\$ -	\$ -	\$ -	\$ -	\$ -	\$ -	\$ -	\$ -	\$ -
	Measure "C"/"V"	\$ -	\$ -	\$ -	\$ -	\$ -	\$ -	\$ -	\$ -	\$ -
	Other, Community:	\$ -	\$ -	\$ -	\$ -	\$ -	\$ -	\$ -	\$ -	\$ -
	Other, Federal:	\$ -	\$ -	\$ -	\$ -	\$ -	\$ -	\$ -	\$ -	\$ -
	Other, State:	\$ -	\$ -	\$ -	\$ -	\$ -	\$ -	\$ -	\$ -	\$ -
	State Active Transportation Program	\$ -	\$ -	\$ -	\$ -	\$ -	\$ -	\$ -	\$ -	\$ -
	State Water Board Financial Assistance	\$ -	\$ -	\$ -	\$ -	\$ -	\$ -	\$ -	\$ -	\$ -
2301	CDBG-DR	\$ -	\$ -	\$ 29,261	\$ -	\$ -	\$ -	\$ -	\$ -	\$ 29,261
	Utility Reimbursements	\$ -	\$ -	\$ -	\$ -	\$ -	\$ -	\$ -	\$ -	\$ -
	Insurance	\$ -	\$ -	\$ -	\$ -	\$ -	\$ -	\$ -	\$ -	\$ -
	Program Participant	\$ -	\$ -	\$ -	\$ -	\$ -	\$ -	\$ -	\$ -	\$ -
	Unfunded	\$ -	\$ -	\$ -	\$ -	\$ -	\$ -	\$ -	\$ -	\$ -
Annual Total		\$ 35,544	\$ 190,302	\$ 29,261	\$ -	\$ -	\$ -	\$ -	\$ -	\$ 255,107

**Town of Paradise Fiscal Year 2023/2024
Capital Improvement & Disaster Recovery Plan**

Project Title: Neal Road Rehabilitation	Est. Start Date: 7/1/2020	Project Description On-System roadway rehabilitation along 1.63 miles of Neal Road from Wayland Road to Skyway consisting of 2-inch grind and 3-inch asphalt concrete (AC) overlay of the entire roadway section with digout areas of 3-inch AC and 4-inch aggregate base for sections with severe rutting and damage.
CIP/DR: DR	Est. End Date: 6/30/2026	
Project No.: 7307	Department(s): PW	
Grant No.: ER38Y0 (025)	Funding Status: Secured	

Project Development Costs										
Code	Project Phase / Type	Actuals Prior Years	Est. Actual 2022/2023	2023/2024	2024/2025	2025/2026	2026/2027	2027/2028	2026/Beyond	Total Costs
	Facilities Replacement / Construction	\$ -	\$ -	\$ -	\$ -	\$ -	\$ -	\$ -	\$ -	\$ -
	Equipment Replacement / Construction	\$ -	\$ -	\$ -	\$ -	\$ -	\$ -	\$ -	\$ -	\$ -
	Program Deployment	\$ -	\$ -	\$ -	\$ -	\$ -	\$ -	\$ -	\$ -	\$ -
	Alternatives Analysis / Report Preparation	\$ -	\$ -	\$ -	\$ -	\$ -	\$ -	\$ -	\$ -	\$ -
	Project Approval & Environmental Document	\$ -	\$ -	\$ -	\$ -	\$ -	\$ -	\$ -	\$ -	\$ -
	Plans, Specifications & Estimates	\$ -	\$ -	\$ -	\$ -	\$ -	\$ -	\$ -	\$ -	\$ -
	Preliminary Engineering/Planning	\$ 135,038	\$ 500	\$ 7,462	\$ -	\$ -	\$ -	\$ -	\$ -	\$ 143,000
	Right of Way & Utility Relocation	\$ -	\$ -	\$ -	\$ -	\$ -	\$ -	\$ -	\$ -	\$ -
	Construction Engineering	\$ -	\$ -	\$ -	\$ -	\$ 143,000	\$ -	\$ -	\$ -	\$ 143,000
	Construction/Implementation	\$ -	\$ -	\$ -	\$ -	\$ 1,552,223	\$ -	\$ -	\$ -	\$ 1,552,223
	Non-Infrastructure (Education Component)	\$ -	\$ -	\$ -	\$ -	\$ -	\$ -	\$ -	\$ -	\$ -
Annual Total		\$ 135,038	\$ 500	\$ 7,462	\$ -	\$ 1,695,223	\$ -	\$ -	\$ -	\$ 1,838,223

Project Development Funding										
Code	Project Funding Source	Actuals Prior Years	Est. Actual 2022/2023	2023/2024	2024/2025	2025/2026	2026/2027	2027/2028	2026/Beyond	Total Funding
	General Fund	\$ -	\$ -	\$ -	\$ -	\$ -	\$ -	\$ -	\$ -	\$ -
	Federal Congestion Mitigation Air Quality	\$ -	\$ -	\$ -	\$ -	\$ -	\$ -	\$ -	\$ -	\$ -
2139	Federal Emergency Relief Program	\$ 101,616	\$ 376	\$ 5,615	\$ -	\$ 1,181,425	\$ -	\$ -	\$ -	\$ 1,289,033
	Federal Hazard Mitigation Grant Program	\$ -	\$ -	\$ -	\$ -	\$ -	\$ -	\$ -	\$ -	\$ -
	Federal Highway Safety Improvement Program	\$ -	\$ -	\$ -	\$ -	\$ -	\$ -	\$ -	\$ -	\$ -
	Federal, FEMA Public Assistance	\$ -	\$ -	\$ -	\$ -	\$ -	\$ -	\$ -	\$ -	\$ -
	Federal, Economic Development Administration	\$ -	\$ -	\$ -	\$ -	\$ -	\$ -	\$ -	\$ -	\$ -
	Federal, United States Department of Agriculture	\$ -	\$ -	\$ -	\$ -	\$ -	\$ -	\$ -	\$ -	\$ -
	Gas Tax / Streets	\$ -	\$ -	\$ -	\$ -	\$ -	\$ -	\$ -	\$ -	\$ -
2110	Local Transportation / Transit	\$ -	\$ -	\$ -	\$ -	\$ -	\$ -	\$ -	\$ -	\$ -
	Measure "C"/"V"	\$ -	\$ -	\$ -	\$ -	\$ -	\$ -	\$ -	\$ -	\$ -
	Other, Community:	\$ -	\$ -	\$ -	\$ -	\$ -	\$ -	\$ -	\$ -	\$ -
	Other, Federal:	\$ -	\$ -	\$ -	\$ -	\$ -	\$ -	\$ -	\$ -	\$ -
	Other, State:	\$ -	\$ -	\$ -	\$ -	\$ -	\$ -	\$ -	\$ -	\$ -
	State Active Transportation Program	\$ -	\$ -	\$ -	\$ -	\$ -	\$ -	\$ -	\$ -	\$ -
	State Water Board Financial Assistance	\$ -	\$ -	\$ -	\$ -	\$ -	\$ -	\$ -	\$ -	\$ -
2301	CDBG-DR	\$ -	\$ -	\$ 35,393	\$ -	\$ 475,398	\$ -	\$ -	\$ -	\$ 510,791
	Utility Reimbursements	\$ -	\$ -	\$ -	\$ -	\$ 38,400	\$ -	\$ -	\$ -	\$ 38,400
	Insurance	\$ -	\$ -	\$ -	\$ -	\$ -	\$ -	\$ -	\$ -	\$ -
	Program Participant	\$ -	\$ -	\$ -	\$ -	\$ -	\$ -	\$ -	\$ -	\$ -
	Unfunded	\$ -	\$ -	\$ -	\$ -	\$ -	\$ -	\$ -	\$ -	\$ -
Annual Total		\$ 101,616	\$ 376	\$ 41,008	\$ -	\$ 1,695,223	\$ -	\$ -	\$ -	\$ 1,838,223

**Town of Paradise Fiscal Year 2023/2024
Capital Improvement & Disaster Recovery Plan**

Project Title: Storm Drain Master Plan (HMGP)	Est. Start Date: 4/16/2020	Project Description Preparation of a Storm Drain Master Plan.
CIP/DR: DR	Est. End Date: 6/30/2022	
Project No.: 7308	Department(s): PW	
Grant No.: Cal OES PJ0176	Funding Status: Secured	

Project Development Costs										
Code	Project Phase / Type	Actuals Prior Years	Est. Actual 2022/2023	2023/2024	2024/2025	2025/2026	2026/2027	2027/2028	2026/Beyond	Total Costs
	Facilities Replacement / Construction	\$ -	\$ -	\$ -	\$ -	\$ -	\$ -	\$ -	\$ -	\$ -
	Equipment Replacement / Construction	\$ -	\$ -	\$ -	\$ -	\$ -	\$ -	\$ -	\$ -	\$ -
	Program Deployment	\$ -	\$ -	\$ -	\$ -	\$ -	\$ -	\$ -	\$ -	\$ -
	Alternatives Analysis / Report Preparation	\$ 185,046	\$ 328,728	\$ -	\$ -	\$ -	\$ -	\$ -	\$ -	\$ 513,774
	Project Approval & Environmental Document	\$ -	\$ -	\$ -	\$ -	\$ -	\$ -	\$ -	\$ -	\$ -
	Plans, Specifications & Estimates	\$ -	\$ -	\$ -	\$ -	\$ -	\$ -	\$ -	\$ -	\$ -
	Preliminary Engineering/Planning	\$ -	\$ -	\$ -	\$ -	\$ -	\$ -	\$ -	\$ -	\$ -
	Right of Way & Utility Relocation	\$ -	\$ -	\$ -	\$ -	\$ -	\$ -	\$ -	\$ -	\$ -
	Construction Engineering	\$ -	\$ -	\$ -	\$ -	\$ -	\$ -	\$ -	\$ -	\$ -
	Construction/Implementation	\$ -	\$ -	\$ -	\$ -	\$ -	\$ -	\$ -	\$ -	\$ -
	Non-Infrastructure (Education Component)	\$ -	\$ -	\$ -	\$ -	\$ -	\$ -	\$ -	\$ -	\$ -
Annual Total		\$ 185,046	\$ 328,728	\$ -	\$ -	\$ -	\$ -	\$ -	\$ -	\$ 513,774

Project Development Funding										
Code	Project Funding Source	Actuals Prior Years	Est. Actual 2022/2023	2023/2024	2024/2025	2025/2026	2026/2027	2027/2028	2026/Beyond	Total Funding
	General Fund	\$ -	\$ -	\$ -	\$ -	\$ -	\$ -	\$ -	\$ -	\$ -
	Federal Congestion Mitigation Air Quality	\$ -	\$ -	\$ -	\$ -	\$ -	\$ -	\$ -	\$ -	\$ -
	Federal Emergency Relief Program	\$ -	\$ -	\$ -	\$ -	\$ -	\$ -	\$ -	\$ -	\$ -
2136	Federal Hazard Mitigation Grant Program	\$ 138,784	\$ 246,546	\$ -	\$ -	\$ -	\$ -	\$ -	\$ -	\$ 385,331
	Federal Highway Safety Improvement Program	\$ -	\$ -	\$ -	\$ -	\$ -	\$ -	\$ -	\$ -	\$ -
	Federal, FEMA Public Assistance	\$ -	\$ -	\$ -	\$ -	\$ -	\$ -	\$ -	\$ -	\$ -
	Federal, Economic Development Administration	\$ -	\$ -	\$ -	\$ -	\$ -	\$ -	\$ -	\$ -	\$ -
	Federal, United States Department of Agriculture	\$ -	\$ -	\$ -	\$ -	\$ -	\$ -	\$ -	\$ -	\$ -
	Gas Tax / Streets	\$ -	\$ -	\$ -	\$ -	\$ -	\$ -	\$ -	\$ -	\$ -
	Local Transportation / Transit	\$ -	\$ -	\$ -	\$ -	\$ -	\$ -	\$ -	\$ -	\$ -
	Measure "C"/"V"	\$ -	\$ -	\$ -	\$ -	\$ -	\$ -	\$ -	\$ -	\$ -
	Other, Community:	\$ -	\$ -	\$ -	\$ -	\$ -	\$ -	\$ -	\$ -	\$ -
	Other, Federal:	\$ -	\$ -	\$ -	\$ -	\$ -	\$ -	\$ -	\$ -	\$ -
	Other, State:	\$ -	\$ -	\$ -	\$ -	\$ -	\$ -	\$ -	\$ -	\$ -
	State Active Transportation Program	\$ -	\$ -	\$ -	\$ -	\$ -	\$ -	\$ -	\$ -	\$ -
	State Water Board Financial Assistance	\$ -	\$ -	\$ -	\$ -	\$ -	\$ -	\$ -	\$ -	\$ -
2301	CDBG-DR	\$ -	\$ -	\$ -	\$ -	\$ -	\$ -	\$ -	\$ -	\$ -
	Utility Reimbursements	\$ -	\$ -	\$ -	\$ -	\$ -	\$ -	\$ -	\$ -	\$ -
	Insurance	\$ -	\$ -	\$ -	\$ -	\$ -	\$ -	\$ -	\$ -	\$ -
	Program Participant	\$ -	\$ -	\$ -	\$ -	\$ -	\$ -	\$ -	\$ -	\$ -
	Unfunded	\$ 46,261	\$ 82,182	\$ -	\$ -	\$ -	\$ -	\$ -	\$ -	\$ 128,444
Annual Total		\$ 185,046	\$ 328,728	\$ -	\$ -	\$ -	\$ -	\$ -	\$ -	\$ 513,774

**Town of Paradise Fiscal Year 2023/2024
Capital Improvement & Disaster Recovery Plan**

Project Title: Transportation Master Plan	Est. Start Date: 10/1/2020	Project Description Preparation of a Transportation Master Plan.
CIP/DR: DR	Est. End Date: 10/31/2022	
Project No.: 7309	Department(s): PW	
Grant No.: EDA TBD	Funding Status: Secured	

Project Development Costs										
Code	Project Phase / Type	Actuals Prior Years	Est. Actual 2022/2023	2023/2024	2024/2025	2025/2026	2026/2027	2027/2028	2026/Beyond	Total Costs
	Facilities Replacement / Construction	\$ -	\$ -	\$ -	\$ -	\$ -	\$ -	\$ -	\$ -	\$ -
	Equipment Replacement / Construction	\$ -	\$ -	\$ -	\$ -	\$ -	\$ -	\$ -	\$ -	\$ -
	Program Deployment	\$ -	\$ -	\$ -	\$ -	\$ -	\$ -	\$ -	\$ -	\$ -
	Alternatives Analysis / Report Preparation	\$ 1,498,029	\$ 200,000	\$ 125,785	\$ -	\$ -	\$ -	\$ -	\$ -	\$ 1,823,814
	Project Approval & Environmental Document	\$ -	\$ -	\$ -	\$ -	\$ -	\$ -	\$ -	\$ -	\$ -
	Plans, Specifications & Estimates	\$ -	\$ -	\$ -	\$ -	\$ -	\$ -	\$ -	\$ -	\$ -
	Preliminary Engineering/Planning	\$ -	\$ -	\$ -	\$ -	\$ -	\$ -	\$ -	\$ -	\$ -
	Right of Way & Utility Relocation	\$ -	\$ -	\$ -	\$ -	\$ -	\$ -	\$ -	\$ -	\$ -
	Construction Engineering	\$ -	\$ -	\$ -	\$ -	\$ -	\$ -	\$ -	\$ -	\$ -
	Construction/Implementation	\$ -	\$ -	\$ -	\$ -	\$ -	\$ -	\$ -	\$ -	\$ -
	Non-Infrastructure (Education Component)	\$ -	\$ -	\$ -	\$ -	\$ -	\$ -	\$ -	\$ -	\$ -
Annual Total		\$ 1,498,029	\$ 200,000	\$ 125,785	\$ -	\$ -	\$ -	\$ -	\$ -	\$ 1,823,814

Project Development Funding										
Code	Project Funding Source	Actuals Prior Years	Est. Actual 2022/2023	2023/2024	2024/2025	2025/2026	2026/2027	2027/2028	2026/Beyond	Total Funding
	General Fund	\$ -	\$ -	\$ -	\$ -	\$ -	\$ -	\$ -	\$ -	\$ -
	Federal Congestion Mitigation Air Quality	\$ -	\$ -	\$ -	\$ -	\$ -	\$ -	\$ -	\$ -	\$ -
	Federal Emergency Relief Program	\$ -	\$ -	\$ -	\$ -	\$ -	\$ -	\$ -	\$ -	\$ -
	Federal Hazard Mitigation Grant Program	\$ -	\$ -	\$ -	\$ -	\$ -	\$ -	\$ -	\$ -	\$ -
	Federal Highway Safety Improvement Program	\$ -	\$ -	\$ -	\$ -	\$ -	\$ -	\$ -	\$ -	\$ -
	Federal, FEMA Public Assistance	\$ -	\$ -	\$ -	\$ -	\$ -	\$ -	\$ -	\$ -	\$ -
2137	Federal, Economic Development Administration	\$ 1,498,029	\$ 200,000	\$ 125,785	\$ -	\$ -	\$ -	\$ -	\$ -	\$ 1,823,814
	Federal, United States Department of Agriculture	\$ -	\$ -	\$ -	\$ -	\$ -	\$ -	\$ -	\$ -	\$ -
	Gas Tax / Streets	\$ -	\$ -	\$ -	\$ -	\$ -	\$ -	\$ -	\$ -	\$ -
	Local Transportation / Transit	\$ -	\$ -	\$ -	\$ -	\$ -	\$ -	\$ -	\$ -	\$ -
	Measure "C"/"V"	\$ -	\$ -	\$ -	\$ -	\$ -	\$ -	\$ -	\$ -	\$ -
	Other, Community:	\$ -	\$ -	\$ -	\$ -	\$ -	\$ -	\$ -	\$ -	\$ -
	Other, Federal:	\$ -	\$ -	\$ -	\$ -	\$ -	\$ -	\$ -	\$ -	\$ -
	Other, State:	\$ -	\$ -	\$ -	\$ -	\$ -	\$ -	\$ -	\$ -	\$ -
	State Active Transportation Program	\$ -	\$ -	\$ -	\$ -	\$ -	\$ -	\$ -	\$ -	\$ -
	State Water Board Financial Assistance	\$ -	\$ -	\$ -	\$ -	\$ -	\$ -	\$ -	\$ -	\$ -
	CDBG-DR	\$ -	\$ -	\$ -	\$ -	\$ -	\$ -	\$ -	\$ -	\$ -
	Utility Reimbursements	\$ -	\$ -	\$ -	\$ -	\$ -	\$ -	\$ -	\$ -	\$ -
	Insurance	\$ -	\$ -	\$ -	\$ -	\$ -	\$ -	\$ -	\$ -	\$ -
	Program Participant	\$ -	\$ -	\$ -	\$ -	\$ -	\$ -	\$ -	\$ -	\$ -
	Unfunded	\$ -	\$ -	\$ -	\$ -	\$ -	\$ -	\$ -	\$ -	\$ -
Annual Total		\$ 1,498,029	\$ 200,000	\$ 125,785	\$ -	\$ -	\$ -	\$ -	\$ -	\$ 1,823,814

**Town of Paradise Fiscal Year 2023/2024
Capital Improvement & Disaster Recovery Plan**

Project Title: Broadband Feasibility Study	Est. Start Date: 7/1/2020	Project Description Preparation of a Broadband Feasibility Study.
CIP/DR: CIP	Est. End Date: 6/30/2021	
Project No.: 7311	Department(s): PW	
Grant No.: NVCF Grant	Funding Status: Secured	

Project Development Costs										
Code	Project Phase / Type	Actuals Prior Years	Est. Actual 2022/2023	2023/2024	2024/2025	2025/2026	2026/2027	2027/2028	2026/Beyond	Total Costs
	Facilities Replacement / Construction	\$ -	\$ -	\$ -	\$ -	\$ -	\$ -	\$ -	\$ -	\$ -
	Equipment Replacement / Construction	\$ -	\$ -	\$ -	\$ -	\$ -	\$ -	\$ -	\$ -	\$ -
	Program Deployment	\$ -	\$ -	\$ -	\$ -	\$ -	\$ -	\$ -	\$ -	\$ -
	Alternatives Analysis / Report Preparation	\$ 70,300	\$ -	\$ -	\$ -	\$ -	\$ -	\$ -	\$ -	\$ 70,300
	Project Approval & Environmental Document	\$ -	\$ -	\$ -	\$ -	\$ -	\$ -	\$ -	\$ -	\$ -
	Plans, Specifications & Estimates	\$ -	\$ -	\$ -	\$ -	\$ -	\$ -	\$ -	\$ -	\$ -
	Preliminary Engineering/Planning	\$ -	\$ -	\$ -	\$ -	\$ -	\$ -	\$ -	\$ -	\$ -
	Right of Way & Utility Relocation	\$ -	\$ -	\$ -	\$ -	\$ -	\$ -	\$ -	\$ -	\$ -
	Construction Engineering	\$ -	\$ -	\$ -	\$ -	\$ -	\$ -	\$ -	\$ -	\$ -
	Construction/Implementation	\$ -	\$ -	\$ -	\$ -	\$ -	\$ -	\$ -	\$ -	\$ -
	Non-Infrastructure (Education Component)	\$ -	\$ -	\$ -	\$ -	\$ -	\$ -	\$ -	\$ -	\$ -
	Annual Total	\$ 70,300	\$ -	\$ -	\$ -	\$ -	\$ -	\$ -	\$ -	\$ 70,300

Project Development Funding										
Code	Project Funding Source	Actuals Prior Years	Est. Actual 2022/2023	2023/2024	2024/2025	2025/2026	2026/2027	2027/2028	2026/Beyond	Total Funding
	General Fund	\$ 20,300	\$ -	\$ -	\$ -	\$ -	\$ -	\$ -	\$ -	\$ 20,300
	Federal Congestion Mitigation Air Quality	\$ -	\$ -	\$ -	\$ -	\$ -	\$ -	\$ -	\$ -	\$ -
	Federal Emergency Relief Program	\$ -	\$ -	\$ -	\$ -	\$ -	\$ -	\$ -	\$ -	\$ -
	Federal Hazard Mitigation Grant Program	\$ -	\$ -	\$ -	\$ -	\$ -	\$ -	\$ -	\$ -	\$ -
	Federal Highway Safety Improvement Program	\$ -	\$ -	\$ -	\$ -	\$ -	\$ -	\$ -	\$ -	\$ -
	Federal, FEMA Public Assistance	\$ -	\$ -	\$ -	\$ -	\$ -	\$ -	\$ -	\$ -	\$ -
	Federal, Economic Development Administration	\$ -	\$ -	\$ -	\$ -	\$ -	\$ -	\$ -	\$ -	\$ -
	Federal, United States Department of Agriculture	\$ -	\$ -	\$ -	\$ -	\$ -	\$ -	\$ -	\$ -	\$ -
	Gas Tax / Streets	\$ -	\$ -	\$ -	\$ -	\$ -	\$ -	\$ -	\$ -	\$ -
	Local Transportation / Transit	\$ -	\$ -	\$ -	\$ -	\$ -	\$ -	\$ -	\$ -	\$ -
	Measure "C"/"V"	\$ -	\$ -	\$ -	\$ -	\$ -	\$ -	\$ -	\$ -	\$ -
2280	Other, Community:	\$ 50,000	\$ -	\$ -	\$ -	\$ -	\$ -	\$ -	\$ -	\$ 50,000
	Other, Federal:	\$ -	\$ -	\$ -	\$ -	\$ -	\$ -	\$ -	\$ -	\$ -
	Other, State:	\$ -	\$ -	\$ -	\$ -	\$ -	\$ -	\$ -	\$ -	\$ -
	State Active Transportation Program	\$ -	\$ -	\$ -	\$ -	\$ -	\$ -	\$ -	\$ -	\$ -
	State Water Board Financial Assistance	\$ -	\$ -	\$ -	\$ -	\$ -	\$ -	\$ -	\$ -	\$ -
2301	CDBG-DR	\$ -	\$ -	\$ -	\$ -	\$ -	\$ -	\$ -	\$ -	\$ -
	Utility Reimbursements	\$ -	\$ -	\$ -	\$ -	\$ -	\$ -	\$ -	\$ -	\$ -
	Insurance	\$ -	\$ -	\$ -	\$ -	\$ -	\$ -	\$ -	\$ -	\$ -
	Program Participant	\$ -	\$ -	\$ -	\$ -	\$ -	\$ -	\$ -	\$ -	\$ -
	Unfunded	\$ -	\$ -	\$ -	\$ -	\$ -	\$ -	\$ -	\$ -	\$ -
	Annual Total	\$ 70,300	\$ -	\$ -	\$ -	\$ -	\$ -	\$ -	\$ -	\$ 70,300

**Town of Paradise Fiscal Year 2023/2024
Capital Improvement & Disaster Recovery Plan**

Project Title: Category 4 Tree Removal	Est. Start Date: 7/1/2022	Project Description This proposed project targets Standing Burnt Trees outside of the scope of the tree removal being reimbursed through Public Assistance.
CIP/DR: DR	Est. End Date: 12/31/2023	
Project No.: 7312	Department(s): Disaster Recovery	
Grant No.: TBD	Funding Status: Phase 1 Approved	

Project Development Costs										
Code	Project Phase / Type	Actuals Prior Years	Est. Actual 2022/2023	2023/2024	2024/2025	2025/2026	2026/2027	2027/2028	2026/Beyond	Total Costs
	Facilities Replacement / Construction	\$ -	\$ -	\$ -	\$ -	\$ -	\$ -	\$ -	\$ -	\$ -
	Equipment Replacement / Construction	\$ -	\$ -	\$ -	\$ -	\$ -	\$ -	\$ -	\$ -	\$ -
	Program Deployment	\$ 86,869	\$ 850,000	\$ 4,000,000	\$ 4,288,131	\$ -	\$ -	\$ -	\$ -	\$ 9,225,000
	Alternatives Analysis / Report Preparation	\$ -	\$ -	\$ -	\$ -	\$ -	\$ -	\$ -	\$ -	\$ -
	Project Approval & Environmental Document	\$ -	\$ -	\$ -	\$ -	\$ -	\$ -	\$ -	\$ -	\$ -
	Plans, Specifications & Estimates	\$ -	\$ -	\$ -	\$ -	\$ -	\$ -	\$ -	\$ -	\$ -
	Preliminary Engineering/Planning	\$ -	\$ -	\$ -	\$ -	\$ -	\$ -	\$ -	\$ -	\$ -
	Right of Way & Utility Relocation	\$ -	\$ -	\$ -	\$ -	\$ -	\$ -	\$ -	\$ -	\$ -
	Construction Engineering	\$ -	\$ -	\$ -	\$ -	\$ -	\$ -	\$ -	\$ -	\$ -
	Construction/Implementation	\$ -	\$ -	\$ -	\$ -	\$ -	\$ -	\$ -	\$ -	\$ -
	Non-Infrastructure (Education Component)	\$ -	\$ -	\$ -	\$ -	\$ -	\$ -	\$ -	\$ -	\$ -
Annual Total		\$ 86,869	\$ 850,000	\$ 4,000,000	\$ 4,288,131	\$ -	\$ -	\$ -	\$ -	\$ 9,225,000

Project Development Funding										
Code	Project Funding Source	Actuals Prior Years	Est. Actual 2022/2023	2023/2024	2024/2025	2025/2026	2026/2027	2027/2028	2026/Beyond	Total Funding
	General Fund	\$ -	\$ -	\$ -	\$ -	\$ -	\$ -	\$ -	\$ -	\$ -
	Federal Congestion Mitigation Air Quality	\$ -	\$ -	\$ -	\$ -	\$ -	\$ -	\$ -	\$ -	\$ -
	Federal Emergency Relief Program	\$ -	\$ -	\$ -	\$ -	\$ -	\$ -	\$ -	\$ -	\$ -
2136	Federal Hazard Mitigation Grant Program	\$ 65,152	\$ 637,500	\$ 3,000,000	\$ 3,216,098	\$ -	\$ -	\$ -	\$ -	\$ 6,918,750
	Federal Highway Safety Improvement Program	\$ -	\$ -	\$ -	\$ -	\$ -	\$ -	\$ -	\$ -	\$ -
	Federal, FEMA Public Assistance	\$ -	\$ -	\$ -	\$ -	\$ -	\$ -	\$ -	\$ -	\$ -
	Federal, Economic Development Administration	\$ -	\$ -	\$ -	\$ -	\$ -	\$ -	\$ -	\$ -	\$ -
	Federal, United States Department of Agriculture	\$ -	\$ -	\$ -	\$ -	\$ -	\$ -	\$ -	\$ -	\$ -
	Gas Tax / Streets	\$ -	\$ -	\$ -	\$ -	\$ -	\$ -	\$ -	\$ -	\$ -
	Local Transportation / Transit	\$ -	\$ -	\$ -	\$ -	\$ -	\$ -	\$ -	\$ -	\$ -
	Measure "C"/"V"	\$ -	\$ -	\$ -	\$ -	\$ -	\$ -	\$ -	\$ -	\$ -
	Other, Community:	\$ -	\$ -	\$ -	\$ -	\$ -	\$ -	\$ -	\$ -	\$ -
	Other, Federal:	\$ -	\$ -	\$ -	\$ -	\$ -	\$ -	\$ -	\$ -	\$ -
	Other, State:	\$ -	\$ -	\$ -	\$ -	\$ -	\$ -	\$ -	\$ -	\$ -
	State Active Transportation Program	\$ -	\$ -	\$ -	\$ -	\$ -	\$ -	\$ -	\$ -	\$ -
	State Water Board Financial Assistance	\$ -	\$ -	\$ -	\$ -	\$ -	\$ -	\$ -	\$ -	\$ -
	CDBG-DR	\$ -	\$ -	\$ -	\$ -	\$ -	\$ -	\$ -	\$ -	\$ -
	Utility Reimbursements	\$ -	\$ -	\$ -	\$ -	\$ -	\$ -	\$ -	\$ -	\$ -
	Insurance	\$ -	\$ -	\$ -	\$ -	\$ -	\$ -	\$ -	\$ -	\$ -
	Program Participant	\$ 21,717	\$ 212,500	\$ 1,000,000	\$ 1,072,033	\$ -	\$ -	\$ -	\$ -	\$ 2,306,250
	Unfunded	\$ -	\$ -	\$ -	\$ -	\$ -	\$ -	\$ -	\$ -	\$ -
Annual Total		\$ 86,869	\$ 850,000	\$ 4,000,000	\$ 4,288,131	\$ -	\$ -	\$ -	\$ -	\$ 9,225,000

**Town of Paradise Fiscal Year 2023/2024
Capital Improvement & Disaster Recovery Plan**

Project Title: Residential Ignition Resistant Prgm
CIP/DR: DR
Project No.: 7313
Grant No.: TBD

Est. Start Date: 4/1/2021
Est. End Date: 12/31/2025
Department(s): Disaster Recovery/Housing
Funding Status: Phase 1 Secured/Phase 2 Pending

Project Description
 The Program design is intended to assist homeowners in bringing their homes up to the current Wildland-Urban Interface Fire Area standard.

Project Development Costs

Code	Project Phase / Type	Actuals Prior Years	Est. Actual 2022/2023	2023/2024	2024/2025	2025/2026	2026/2027	2027/2028	2026/Beyond	Total Costs
	Facilities Replacement / Construction	\$ -	\$ -	\$ -	\$ -	\$ -	\$ -	\$ -	\$ -	\$ -
	Equipment Replacement / Construction	\$ -	\$ -	\$ -	\$ -	\$ -	\$ -	\$ -	\$ -	\$ -
	Program Deployment	\$ 898	\$ 10,000	\$ 3,000,000	\$ 5,379,102	\$ -	\$ -	\$ -	\$ -	\$ 8,390,000
	Alternatives Analysis / Report Preparation	\$ -	\$ -	\$ -	\$ -	\$ -	\$ -	\$ -	\$ -	\$ -
	Project Approval & Environmental Document	\$ -	\$ -	\$ -	\$ -	\$ -	\$ -	\$ -	\$ -	\$ -
	Plans, Specifications & Estimates	\$ -	\$ -	\$ -	\$ -	\$ -	\$ -	\$ -	\$ -	\$ -
	Preliminary Engineering/Planning	\$ -	\$ -	\$ -	\$ -	\$ -	\$ -	\$ -	\$ -	\$ -
	Right of Way & Utility Relocation	\$ -	\$ -	\$ -	\$ -	\$ -	\$ -	\$ -	\$ -	\$ -
	Construction Engineering	\$ -	\$ -	\$ -	\$ -	\$ -	\$ -	\$ -	\$ -	\$ -
	Construction/Implementation	\$ -	\$ -	\$ -	\$ -	\$ -	\$ -	\$ -	\$ -	\$ -
	Non-Infrastructure (Education Component)	\$ -	\$ -	\$ -	\$ -	\$ -	\$ -	\$ -	\$ -	\$ -
Annual Total		\$ 898	\$ 10,000	\$ 3,000,000	\$ 5,379,102	\$ -	\$ -	\$ -	\$ -	\$ 8,390,000

Project Development Funding

Code	Project Funding Source	Actuals Prior Years	Est. Actual 2022/2023	2023/2024	2024/2025	2025/2026	2026/2027	2027/2028	2026/Beyond	Total Funding
	General Fund	\$ -	\$ -	\$ -	\$ -	\$ -	\$ -	\$ -	\$ -	\$ -
	Federal Congestion Mitigation Air Quality	\$ -	\$ -	\$ -	\$ -	\$ -	\$ -	\$ -	\$ -	\$ -
	Federal Emergency Relief Program	\$ -	\$ -	\$ -	\$ -	\$ -	\$ -	\$ -	\$ -	\$ -
2136	Federal Hazard Mitigation Grant Program	\$ 674	\$ 7,500	\$ 2,250,000	\$ 4,034,327	\$ -	\$ -	\$ -	\$ -	\$ 6,292,500
	Federal Highway Safety Improvement Program	\$ -	\$ -	\$ -	\$ -	\$ -	\$ -	\$ -	\$ -	\$ -
	Federal, FEMA Public Assistance	\$ -	\$ -	\$ -	\$ -	\$ -	\$ -	\$ -	\$ -	\$ -
	Federal, Economic Development Administration	\$ -	\$ -	\$ -	\$ -	\$ -	\$ -	\$ -	\$ -	\$ -
	Federal, United States Department of Agriculture	\$ -	\$ -	\$ -	\$ -	\$ -	\$ -	\$ -	\$ -	\$ -
	Gas Tax / Streets	\$ -	\$ -	\$ -	\$ -	\$ -	\$ -	\$ -	\$ -	\$ -
	Local Transportation / Transit	\$ -	\$ -	\$ -	\$ -	\$ -	\$ -	\$ -	\$ -	\$ -
	Measure "C"/"V"	\$ -	\$ -	\$ -	\$ -	\$ -	\$ -	\$ -	\$ -	\$ -
	Other, Community:	\$ -	\$ -	\$ -	\$ -	\$ -	\$ -	\$ -	\$ -	\$ -
	Other, Federal:	\$ -	\$ -	\$ -	\$ -	\$ -	\$ -	\$ -	\$ -	\$ -
	Other, State:	\$ -	\$ -	\$ -	\$ -	\$ -	\$ -	\$ -	\$ -	\$ -
	State Active Transportation Program	\$ -	\$ -	\$ -	\$ -	\$ -	\$ -	\$ -	\$ -	\$ -
	State Water Board Financial Assistance	\$ -	\$ -	\$ -	\$ -	\$ -	\$ -	\$ -	\$ -	\$ -
	CDBG-DR	\$ -	\$ -	\$ -	\$ -	\$ -	\$ -	\$ -	\$ -	\$ -
	Utility Reimbursements	\$ -	\$ -	\$ -	\$ -	\$ -	\$ -	\$ -	\$ -	\$ -
	Insurance	\$ -	\$ -	\$ -	\$ -	\$ -	\$ -	\$ -	\$ -	\$ -
	Program Participant	\$ 225	\$ 2,500	\$ 750,000	\$ 1,344,776	\$ -	\$ -	\$ -	\$ -	\$ 2,097,500
	Unfunded	\$ -	\$ -	\$ -	\$ -	\$ -	\$ -	\$ -	\$ -	\$ -
Annual Total		\$ 898	\$ 10,000	\$ 3,000,000	\$ 5,379,102	\$ -	\$ -	\$ -	\$ -	\$ 8,390,000

**Town of Paradise Fiscal Year 2023/2024
Capital Improvement & Disaster Recovery Plan**

Project Title: Early Warning System	Est. Start Date: 8/1/2020	Project Description Development and implementation for an early warning system throughout the Town of Paradise. This system would immediately notify residents of any hazardous events via sirens, text messages, voice messages and more.
CIP/DR: DR	Est. End Date: 6/30/2023	
Project No.: 7314	Department(s): Disaster Recovery	
Grant No.: TBD	Funding Status: Secured	

Project Development Costs										
Code	Project Phase / Type	Actuals Prior Years	Est. Actual 2022/2023	2023/2024	2024/2025	2025/2026	2026/2027	2027/2028	2026/Beyond	Total Costs
	Facilities Replacement / Construction	\$ -	\$ -	\$ -	\$ -	\$ -	\$ -	\$ -	\$ -	\$ -
	Equipment Replacement / Construction	\$ -	\$ -	\$ -	\$ -	\$ -	\$ -	\$ -	\$ -	\$ -
	Program Deployment	\$ 27,201	\$ -	\$ -	\$ -	\$ -	\$ -	\$ -	\$ -	\$ 27,201
	Alternatives Analysis / Report Preparation	\$ -	\$ -	\$ -	\$ -	\$ -	\$ -	\$ -	\$ -	\$ -
	Project Approval & Environmental Document	\$ -	\$ -	\$ -	\$ -	\$ -	\$ -	\$ -	\$ -	\$ -
	Plans, Specifications & Estimates	\$ -	\$ -	\$ -	\$ -	\$ -	\$ -	\$ -	\$ -	\$ -
	Preliminary Engineering/Planning	\$ -	\$ -	\$ -	\$ -	\$ -	\$ -	\$ -	\$ -	\$ -
	Right of Way & Utility Relocation	\$ -	\$ -	\$ -	\$ -	\$ -	\$ -	\$ -	\$ -	\$ -
	Construction Engineering	\$ -	\$ -	\$ -	\$ -	\$ -	\$ -	\$ -	\$ -	\$ -
	Construction/Implementation	\$ -	\$ 1,247,349	\$ 1,752,325	\$ -	\$ -	\$ -	\$ -	\$ -	\$ 2,999,674
	Non-Infrastructure (Education Component)	\$ -	\$ -	\$ -	\$ -	\$ -	\$ -	\$ -	\$ -	\$ -
Annual Total		\$ 27,201	\$ 1,247,349	\$ 1,752,325	\$ -	\$ -	\$ -	\$ -	\$ -	\$ 3,026,875

Project Development Funding										
Code	Project Funding Source	Actuals Prior Years	Est. Actual 2022/2023	2023/2024	2024/2025	2025/2026	2026/2027	2027/2028	2026/Beyond	Total Funding
	General Fund	\$ -	\$ -	\$ -	\$ -	\$ -	\$ -	\$ -	\$ -	\$ -
	Federal Congestion Mitigation Air Quality	\$ -	\$ -	\$ -	\$ -	\$ -	\$ -	\$ -	\$ -	\$ -
	Federal Emergency Relief Program	\$ -	\$ -	\$ -	\$ -	\$ -	\$ -	\$ -	\$ -	\$ -
2136	Federal Hazard Mitigation Grant Program	\$ 20,401	\$ 935,512	\$ 1,314,244	\$ -	\$ -	\$ -	\$ -	\$ -	\$ 2,270,156
	Federal Highway Safety Improvement Program	\$ -	\$ -	\$ -	\$ -	\$ -	\$ -	\$ -	\$ -	\$ -
	Federal, FEMA Public Assistance	\$ -	\$ -	\$ -	\$ -	\$ -	\$ -	\$ -	\$ -	\$ -
	Federal, Economic Development Administration	\$ -	\$ -	\$ -	\$ -	\$ -	\$ -	\$ -	\$ -	\$ -
	Federal, United States Department of Agriculture	\$ -	\$ -	\$ -	\$ -	\$ -	\$ -	\$ -	\$ -	\$ -
	Gas Tax / Streets	\$ -	\$ -	\$ -	\$ -	\$ -	\$ -	\$ -	\$ -	\$ -
	Local Transportation / Transit	\$ -	\$ -	\$ -	\$ -	\$ -	\$ -	\$ -	\$ -	\$ -
	Measure "C"/"V"	\$ -	\$ -	\$ -	\$ -	\$ -	\$ -	\$ -	\$ -	\$ -
	Other, Community:	\$ -	\$ -	\$ -	\$ -	\$ -	\$ -	\$ -	\$ -	\$ -
	Other, Federal:	\$ -	\$ -	\$ -	\$ -	\$ -	\$ -	\$ -	\$ -	\$ -
	Other, State:	\$ -	\$ -	\$ -	\$ -	\$ -	\$ -	\$ -	\$ -	\$ -
	State Active Transportation Program	\$ -	\$ -	\$ -	\$ -	\$ -	\$ -	\$ -	\$ -	\$ -
	State Water Board Financial Assistance	\$ -	\$ -	\$ -	\$ -	\$ -	\$ -	\$ -	\$ -	\$ -
2301	CDBG-DR	\$ 6,800	\$ 311,837	\$ 438,081	\$ -	\$ -	\$ -	\$ -	\$ -	\$ 756,719
	Utility Reimbursements	\$ -	\$ -	\$ -	\$ -	\$ -	\$ -	\$ -	\$ -	\$ -
	Insurance	\$ -	\$ -	\$ -	\$ -	\$ -	\$ -	\$ -	\$ -	\$ -
	Program Participant	\$ -	\$ -	\$ -	\$ -	\$ -	\$ -	\$ -	\$ -	\$ -
	Unfunded	\$ -	\$ -	\$ -	\$ -	\$ -	\$ -	\$ -	\$ -	\$ -
Annual Total		\$ 27,201	\$ 1,247,349	\$ 1,752,325	\$ -	\$ -	\$ -	\$ -	\$ -	\$ 3,026,875

**Town of Paradise Fiscal Year 2023/2024
Capital Improvement & Disaster Recovery Plan**

Project Title: Hazardous Fuel Reduction Prgm	Est. Start Date: 4/1/2022	Project Description The Town will need to use a combination of mechanical measures and chemical techniques for the clearing of hazardous fuels along public right of ways.
CIP/DR: DR	Est. End Date: 6/30/2026	
Project No.: 7315	Department(s): Disaster Recovery	
Grant No.: TBD	Funding Status: Secured	

Project Development Costs										
Code	Project Phase / Type	Actuals Prior Years	Est. Actual 2022/2023	2023/2024	2024/2025	2025/2026	2026/2027	2027/2028	2026/Beyond	Total Costs
	Facilities Replacement / Construction	\$ -	\$ -	\$ -	\$ -	\$ -	\$ -	\$ -	\$ -	\$ -
	Equipment Replacement / Construction	\$ -	\$ -	\$ -	\$ -	\$ -	\$ -	\$ -	\$ -	\$ -
	Program Deployment	\$ 104	\$ 4,896	\$ 445,000	\$ 450,000	\$ 450,000	\$ 275,000	\$ -	\$ -	\$ 1,625,000
	Alternatives Analysis / Report Preparation	\$ -	\$ -	\$ -	\$ -	\$ -	\$ -	\$ -	\$ -	\$ -
	Project Approval & Environmental Document	\$ -	\$ -	\$ -	\$ -	\$ -	\$ -	\$ -	\$ -	\$ -
	Plans, Specifications & Estimates	\$ -	\$ -	\$ -	\$ -	\$ -	\$ -	\$ -	\$ -	\$ -
	Preliminary Engineering/Planning	\$ -	\$ -	\$ -	\$ -	\$ -	\$ -	\$ -	\$ -	\$ -
	Right of Way & Utility Relocation	\$ -	\$ -	\$ -	\$ -	\$ -	\$ -	\$ -	\$ -	\$ -
	Construction Engineering	\$ -	\$ -	\$ -	\$ -	\$ -	\$ -	\$ -	\$ -	\$ -
	Construction/Implementation	\$ -	\$ -	\$ -	\$ -	\$ -	\$ -	\$ -	\$ -	\$ -
	Non-Infrastructure (Education Component)	\$ -	\$ -	\$ -	\$ -	\$ -	\$ -	\$ -	\$ -	\$ -
Annual Total		\$ 104	\$ 4,896	\$ 445,000	\$ 450,000	\$ 450,000	\$ 275,000	\$ -	\$ -	\$ 1,625,000

Project Development Funding										
Code	Project Funding Source	Actuals Prior Years	Est. Actual 2022/2023	2023/2024	2024/2025	2025/2026	2026/2027	2027/2028	2026/Beyond	Total Funding
	General Fund	\$ -	\$ -	\$ -	\$ -	\$ -	\$ -	\$ -	\$ -	\$ -
	Federal Congestion Mitigation Air Quality	\$ -	\$ -	\$ -	\$ -	\$ -	\$ -	\$ -	\$ -	\$ -
	Federal Emergency Relief Program	\$ -	\$ -	\$ -	\$ -	\$ -	\$ -	\$ -	\$ -	\$ -
2136	Federal Hazard Mitigation Grant Program	\$ 78	\$ 3,672	\$ 333,750	\$ 337,500	\$ 337,500	\$ 206,250	\$ -	\$ -	\$ 1,218,750
	Federal Highway Safety Improvement Program	\$ -	\$ -	\$ -	\$ -	\$ -	\$ -	\$ -	\$ -	\$ -
	Federal, FEMA Public Assistance	\$ -	\$ -	\$ -	\$ -	\$ -	\$ -	\$ -	\$ -	\$ -
	Federal, Economic Development Administration	\$ -	\$ -	\$ -	\$ -	\$ -	\$ -	\$ -	\$ -	\$ -
	Federal, United States Department of Agriculture	\$ -	\$ -	\$ -	\$ -	\$ -	\$ -	\$ -	\$ -	\$ -
	Gas Tax / Streets	\$ -	\$ -	\$ -	\$ -	\$ -	\$ -	\$ -	\$ -	\$ -
	Local Transportation / Transit	\$ -	\$ -	\$ -	\$ -	\$ -	\$ -	\$ -	\$ -	\$ -
	Measure "C"/"V"	\$ -	\$ -	\$ -	\$ -	\$ -	\$ -	\$ -	\$ -	\$ -
	Other, Community:	\$ -	\$ -	\$ -	\$ -	\$ -	\$ -	\$ -	\$ -	\$ -
	Other, Federal:	\$ -	\$ -	\$ -	\$ -	\$ -	\$ -	\$ -	\$ -	\$ -
	Other, State:	\$ -	\$ -	\$ -	\$ -	\$ -	\$ -	\$ -	\$ -	\$ -
	State Active Transportation Program	\$ -	\$ -	\$ -	\$ -	\$ -	\$ -	\$ -	\$ -	\$ -
	State Water Board Financial Assistance	\$ -	\$ -	\$ -	\$ -	\$ -	\$ -	\$ -	\$ -	\$ -
2301	CDBG-DR	\$ 26	\$ 1,224	\$ 111,250	\$ 112,500	\$ 112,500	\$ 68,750	\$ -	\$ -	\$ 406,250
	Utility Reimbursements	\$ -	\$ -	\$ -	\$ -	\$ -	\$ -	\$ -	\$ -	\$ -
	Insurance	\$ -	\$ -	\$ -	\$ -	\$ -	\$ -	\$ -	\$ -	\$ -
	Program Participant	\$ -	\$ -	\$ -	\$ -	\$ -	\$ -	\$ -	\$ -	\$ -
	Unfunded	\$ -	\$ -	\$ -	\$ -	\$ -	\$ -	\$ -	\$ -	\$ -
Annual Total		\$ 104	\$ 4,896	\$ 445,000	\$ 450,000	\$ 450,000	\$ 275,000	\$ -	\$ -	\$ 1,625,000

**Town of Paradise Fiscal Year 2023/2024
Capital Improvement & Disaster Recovery Plan**

Project Title: Defensible Space Code Enfc.	Est. Start Date: 1/1/2023	Project Description Funding to assist in hiring of additional Code Enforcement Officers who will be inspecting public, commercial, and private properties throughout the Town for hazardous fuels.
CIP/DR: DR	Est. End Date: 6/30/2026	
Project No.: 7316	Department(s): Disaster Recovery	
Grant No.: TBD	Funding Status: Secured	

Project Development Costs										
Code	Project Phase / Type	Actuals Prior Years	Est. Actual 2022/2023	2023/2024	2024/2025	2025/2026	2026/2027	2027/2028	2026/Beyond	Total Costs
	Facilities Replacement / Construction	\$ -	\$ -	\$ -	\$ -	\$ -	\$ -	\$ -	\$ -	\$ -
	Equipment Replacement / Construction	\$ -	\$ -	\$ -	\$ -	\$ -	\$ -	\$ -	\$ -	\$ -
	Program Deployment	\$ 105	\$ -	\$ 174,895	\$ 175,000	\$ 175,000	\$ 175,000	\$ -	\$ -	\$ 700,000
	Alternatives Analysis / Report Preparation	\$ -	\$ -	\$ -	\$ -	\$ -	\$ -	\$ -	\$ -	\$ -
	Project Approval & Environmental Document	\$ -	\$ -	\$ -	\$ -	\$ -	\$ -	\$ -	\$ -	\$ -
	Plans, Specifications & Estimates	\$ -	\$ -	\$ -	\$ -	\$ -	\$ -	\$ -	\$ -	\$ -
	Preliminary Engineering/Planning	\$ -	\$ -	\$ -	\$ -	\$ -	\$ -	\$ -	\$ -	\$ -
	Right of Way & Utility Relocation	\$ -	\$ -	\$ -	\$ -	\$ -	\$ -	\$ -	\$ -	\$ -
	Construction Engineering	\$ -	\$ -	\$ -	\$ -	\$ -	\$ -	\$ -	\$ -	\$ -
	Construction/Implementation	\$ -	\$ -	\$ -	\$ -	\$ -	\$ -	\$ -	\$ -	\$ -
	Non-Infrastructure (Education Component)	\$ -	\$ -	\$ -	\$ -	\$ -	\$ -	\$ -	\$ -	\$ -
Annual Total		\$ 105	\$ -	\$ 174,895	\$ 175,000	\$ 175,000	\$ 175,000	\$ -	\$ -	\$ 700,000

Project Development Funding										
Code	Project Funding Source	Actuals Prior Years	Est. Actual 2022/2023	2023/2024	2024/2025	2025/2026	2026/2027	2027/2028	2026/Beyond	Total Funding
	General Fund	\$ -	\$ -	\$ -	\$ -	\$ -	\$ -	\$ -	\$ -	\$ -
	Federal Congestion Mitigation Air Quality	\$ -	\$ -	\$ -	\$ -	\$ -	\$ -	\$ -	\$ -	\$ -
	Federal Emergency Relief Program	\$ -	\$ -	\$ -	\$ -	\$ -	\$ -	\$ -	\$ -	\$ -
2136	Federal Hazard Mitigation Grant Program	\$ 79	\$ -	\$ 131,171	\$ 131,250	\$ 131,250	\$ 131,250	\$ -	\$ -	\$ 525,000
	Federal Highway Safety Improvement Program	\$ -	\$ -	\$ -	\$ -	\$ -	\$ -	\$ -	\$ -	\$ -
	Federal, FEMA Public Assistance	\$ -	\$ -	\$ -	\$ -	\$ -	\$ -	\$ -	\$ -	\$ -
	Federal, Economic Development Administration	\$ -	\$ -	\$ -	\$ -	\$ -	\$ -	\$ -	\$ -	\$ -
	Federal, United States Department of Agriculture	\$ -	\$ -	\$ -	\$ -	\$ -	\$ -	\$ -	\$ -	\$ -
	Gas Tax / Streets	\$ -	\$ -	\$ -	\$ -	\$ -	\$ -	\$ -	\$ -	\$ -
	Local Transportation / Transit	\$ -	\$ -	\$ -	\$ -	\$ -	\$ -	\$ -	\$ -	\$ -
	Measure "C"/"V"	\$ -	\$ -	\$ -	\$ -	\$ -	\$ -	\$ -	\$ -	\$ -
	Other, Community:	\$ -	\$ -	\$ -	\$ -	\$ -	\$ -	\$ -	\$ -	\$ -
	Other, Federal:	\$ -	\$ -	\$ -	\$ -	\$ -	\$ -	\$ -	\$ -	\$ -
	Other, State:	\$ -	\$ -	\$ -	\$ -	\$ -	\$ -	\$ -	\$ -	\$ -
	State Active Transportation Program	\$ -	\$ -	\$ -	\$ -	\$ -	\$ -	\$ -	\$ -	\$ -
	State Water Board Financial Assistance	\$ -	\$ -	\$ -	\$ -	\$ -	\$ -	\$ -	\$ -	\$ -
2301	CDBG-DR	\$ -	\$ -	\$ -	\$ -	\$ -	\$ -	\$ -	\$ -	\$ -
	Utility Reimbursements	\$ -	\$ -	\$ -	\$ -	\$ -	\$ -	\$ -	\$ -	\$ -
	Insurance	\$ -	\$ -	\$ -	\$ -	\$ -	\$ -	\$ -	\$ -	\$ -
	Program Participant	\$ -	\$ -	\$ -	\$ -	\$ -	\$ -	\$ -	\$ -	\$ -
	Unfunded	\$ 26	\$ -	\$ 43,724	\$ 43,750	\$ 43,750	\$ 43,750	\$ -	\$ -	\$ 175,000
Annual Total		\$ 105	\$ -	\$ 174,895	\$ 175,000	\$ 175,000	\$ 175,000	\$ -	\$ -	\$ 700,000

**Town of Paradise Fiscal Year 2023/2024
Capital Improvement & Disaster Recovery Plan**

Project Title: Reseeding Program	Est. Start Date: 7/1/2021	Project Description Advanced assistance project to plan and scope the areas for reseeded for erosion control and controlling the growth of noxious weeds throughout the Town.
CIP/DR: DR	Est. End Date: 6/30/2022	
Project No.: 7317	Department(s): Disaster Recovery	
Grant No.: TBD	Funding Status: Secured	

Project Development Costs										
Code	Project Phase / Type	Actuals Prior Years	Est. Actual 2022/2023	2023/2024	2024/2025	2025/2026	2026/2027	2027/2028	2026/Beyond	Total Costs
	Facilities Replacement / Construction	\$ -	\$ -	\$ -	\$ -	\$ -	\$ -	\$ -	\$ -	\$ -
	Equipment Replacement / Construction	\$ -	\$ -	\$ -	\$ -	\$ -	\$ -	\$ -	\$ -	\$ -
	Program Deployment	\$ -	\$ -	\$ -	\$ -	\$ -	\$ -	\$ -	\$ -	\$ -
	Alternatives Analysis / Report Preparation	\$ 68,125	\$ -	\$ -	\$ -	\$ -	\$ -	\$ -	\$ -	\$ 68,125
	Project Approval & Environmental Document	\$ -	\$ -	\$ -	\$ -	\$ -	\$ -	\$ -	\$ -	\$ -
	Plans, Specifications & Estimates	\$ -	\$ -	\$ -	\$ -	\$ -	\$ -	\$ -	\$ -	\$ -
	Preliminary Engineering/Planning	\$ -	\$ -	\$ -	\$ -	\$ -	\$ -	\$ -	\$ -	\$ -
	Right of Way & Utility Relocation	\$ -	\$ -	\$ -	\$ -	\$ -	\$ -	\$ -	\$ -	\$ -
	Construction Engineering	\$ -	\$ -	\$ -	\$ -	\$ -	\$ -	\$ -	\$ -	\$ -
	Construction/Implementation	\$ -	\$ -	\$ -	\$ -	\$ -	\$ -	\$ -	\$ -	\$ -
	Non-Infrastructure (Education Component)	\$ -	\$ -	\$ -	\$ -	\$ -	\$ -	\$ -	\$ -	\$ -
Annual Total		\$ 68,125	\$ -	\$ -	\$ -	\$ -	\$ -	\$ -	\$ -	\$ 68,125

Project Development Funding										
Code	Project Funding Source	Actuals Prior Years	Est. Actual 2022/2023	2023/2024	2024/2025	2025/2026	2026/2027	2027/2028	2026/Beyond	Total Funding
	General Fund	\$ -	\$ -	\$ -	\$ -	\$ -	\$ -	\$ -	\$ -	\$ -
	Federal Congestion Mitigation Air Quality	\$ -	\$ -	\$ -	\$ -	\$ -	\$ -	\$ -	\$ -	\$ -
	Federal Emergency Relief Program	\$ -	\$ -	\$ -	\$ -	\$ -	\$ -	\$ -	\$ -	\$ -
2136	Federal Hazard Mitigation Grant Program	\$ -	\$ -	\$ -	\$ -	\$ -	\$ -	\$ -	\$ -	\$ -
	Federal Highway Safety Improvement Program	\$ -	\$ -	\$ -	\$ -	\$ -	\$ -	\$ -	\$ -	\$ -
	Federal, FEMA Public Assistance	\$ -	\$ -	\$ -	\$ -	\$ -	\$ -	\$ -	\$ -	\$ -
	Federal, Economic Development Administration	\$ -	\$ -	\$ -	\$ -	\$ -	\$ -	\$ -	\$ -	\$ -
	Federal, United States Department of Agriculture	\$ -	\$ -	\$ -	\$ -	\$ -	\$ -	\$ -	\$ -	\$ -
	Gas Tax / Streets	\$ -	\$ -	\$ -	\$ -	\$ -	\$ -	\$ -	\$ -	\$ -
	Local Transportation / Transit	\$ -	\$ -	\$ -	\$ -	\$ -	\$ -	\$ -	\$ -	\$ -
	Measure "C"/"V"	\$ -	\$ -	\$ -	\$ -	\$ -	\$ -	\$ -	\$ -	\$ -
	Other, Community:	\$ -	\$ -	\$ -	\$ -	\$ -	\$ -	\$ -	\$ -	\$ -
	Other, Federal:	\$ -	\$ -	\$ -	\$ -	\$ -	\$ -	\$ -	\$ -	\$ -
	Other, State:	\$ -	\$ -	\$ -	\$ -	\$ -	\$ -	\$ -	\$ -	\$ -
	State Active Transportation Program	\$ -	\$ -	\$ -	\$ -	\$ -	\$ -	\$ -	\$ -	\$ -
	State Water Board Financial Assistance	\$ -	\$ -	\$ -	\$ -	\$ -	\$ -	\$ -	\$ -	\$ -
2301	CDBG-DR	\$ -	\$ -	\$ -	\$ -	\$ -	\$ -	\$ -	\$ -	\$ -
	Utility Reimbursements	\$ -	\$ -	\$ -	\$ -	\$ -	\$ -	\$ -	\$ -	\$ -
	Insurance	\$ -	\$ -	\$ -	\$ -	\$ -	\$ -	\$ -	\$ -	\$ -
	Program Participant	\$ -	\$ -	\$ -	\$ -	\$ -	\$ -	\$ -	\$ -	\$ -
	Unfunded	\$ 68,125	\$ -	\$ -	\$ -	\$ -	\$ -	\$ -	\$ -	\$ 68,125
Annual Total		\$ 68,125	\$ -	\$ -	\$ -	\$ -	\$ -	\$ -	\$ -	\$ 68,125

**Town of Paradise Fiscal Year 2023/2024
Capital Improvement & Disaster Recovery Plan**

Project Title: SWRCB Camp Fire Septic Tank Replacement Pilot Program	Est. Start Date: 3/4/2020	Project Description SB862 Household Emergency Relief Grants Project: Grant available to replace residential septic systems that were damaged/destroyed by the Camp Fire or debris removal; available to property owners who lost their home in the Camp Fire and have applied for a building permit to rebuild their home.
CIP/DR: DR	Est. End Date: 3/30/2024	
Project No.: 7320	Department(s): BHS	
State/Fed No.: D1918128	Funding Status: Secured	

Project Development Costs										
Code	Project Phase / Type	Actuals Prior Years	Est. Actual 2022/2023	2023/2024	2024/2025	2025/2026	2026/2027	2027/2028	2026/Beyond	Total Costs
	Facilities Replacement / Construction	-	-	-	-	-	-	-	-	-
	Equipment Replacement / Construction	-	-	-	-	-	-	-	-	-
	Program Deployment	54,163	16,143	43,693	-	-	-	-	-	113,999
	Alternatives Analysis / Report Preparation	-	-	-	-	-	-	-	-	-
	Project Approval & Environmental Document	-	-	-	-	-	-	-	-	-
	Plans, Specifications & Estimates	-	-	-	-	-	-	-	-	-
	Preliminary Engineering/Planning	-	-	-	-	-	-	-	-	-
	Right of Way & Utility Relocation	-	-	-	-	-	-	-	-	-
	Construction Engineering	-	-	-	-	-	-	-	-	-
	Construction/Implementation	5,150	200,334	250,516	-	-	-	-	-	456,000
	Non-Infrastructure (Education Component)	-	-	-	-	-	-	-	-	-
Annual Total		\$ 59,313	\$ 216,478	\$ 294,209	\$ -	\$ -	\$ -	\$ -	\$ -	\$ 570,000

Project Development Funding										
Code	Project Funding Source	Actuals Prior Years	Est. Actual 2022/2023	2023/2024	2024/2025	2025/2026	2026/2027	2027/2028	2026/Beyond	Total Funding
	General Fund	-	-	-	-	-	-	-	-	-
	Federal Congestion Mitigation Air Quality	-	-	-	-	-	-	-	-	-
	Federal Emergency Relief Program	-	-	-	-	-	-	-	-	-
	Federal Hazard Mitigation Grant Program	-	-	-	-	-	-	-	-	-
	Federal Highway Safety Improvement Program	-	-	-	-	-	-	-	-	-
	Federal, FEMA Public Assistance	-	-	-	-	-	-	-	-	-
	Federal, Economic Development Administration	-	-	-	-	-	-	-	-	-
	Federal, United States Department of Agriculture	-	-	-	-	-	-	-	-	-
	Gas Tax / Streets	-	-	-	-	-	-	-	-	-
	Local Transportation / Transit	-	-	-	-	-	-	-	-	-
	Measure "C"/"V"	-	-	-	-	-	-	-	-	-
	Other, Community:	-	-	-	-	-	-	-	-	-
	Other, Federal:	-	-	-	-	-	-	-	-	-
	Other, State:	-	-	-	-	-	-	-	-	-
	State Active Transportation Program	-	-	-	-	-	-	-	-	-
2130	State Water Board Financial Assistance	59,313	216,478	294,209	-	-	-	-	-	570,000
	CDBG-DR	-	-	-	-	-	-	-	-	-
	Utility Reimbursements	-	-	-	-	-	-	-	-	-
	Insurance	-	-	-	-	-	-	-	-	-
	Program Participant	-	-	-	-	-	-	-	-	-
	Unfunded	-	-	-	-	-	-	-	-	-
Annual Total		\$ 59,313	\$ 216,478	\$ 294,209	\$ -	\$ -	\$ -	\$ -	\$ -	\$ 570,000

**Town of Paradise Fiscal Year 2023/2024
Capital Improvement & Disaster Recovery Plan**

Project Title: Long Term Recovery Plan Update	Est. Start Date: 1/1/2022	Project Description Preparation of an updated Long Term Recovery Plan.
CIP/DR: DR	Est. End Date: 6/30/2023	
Project No.: 7322	Department(s): All	
State/Fed No.: N/A	Funding Status: Grant/GL	

Project Development Costs										
Code	Project Phase / Type	Actuals Prior Years	Est. Actual 2022/2023	2023/2024	2024/2025	2025/2026	2026/2027	2027/2028	2028/Beyond	Total Costs
	Facilities Replacement / Construction	\$ -	\$ -	\$ -	\$ -	\$ -	\$ -	\$ -	\$ -	\$ -
	Equipment Replacement / Construction	\$ -	\$ -	\$ -	\$ -	\$ -	\$ -	\$ -	\$ -	\$ -
	Program Deployment	\$ -	\$ -	\$ -	\$ -	\$ -	\$ -	\$ -	\$ -	\$ -
	Alternatives Analysis / Report Preparation	\$ 85,642	\$ 129,815	\$ -	\$ -	\$ -	\$ -	\$ -	\$ -	\$ 215,457
	Project Approval & Environmental Document	\$ -	\$ -	\$ -	\$ -	\$ -	\$ -	\$ -	\$ -	\$ -
	Plans, Specifications & Estimates	\$ -	\$ -	\$ -	\$ -	\$ -	\$ -	\$ -	\$ -	\$ -
	Preliminary Engineering/Planning	\$ -	\$ -	\$ -	\$ -	\$ -	\$ -	\$ -	\$ -	\$ -
	Right of Way & Utility Relocation	\$ -	\$ -	\$ -	\$ -	\$ -	\$ -	\$ -	\$ -	\$ -
	Construction Engineering	\$ -	\$ -	\$ -	\$ -	\$ -	\$ -	\$ -	\$ -	\$ -
	Construction/Implementation	\$ -	\$ -	\$ -	\$ -	\$ -	\$ -	\$ -	\$ -	\$ -
	Non-Infrastructure (Education Component)	\$ -	\$ -	\$ -	\$ -	\$ -	\$ -	\$ -	\$ -	\$ -
Annual Total		\$ 85,642	\$ 129,815	\$ -	\$ -	\$ -	\$ -	\$ -	\$ -	\$ 215,457

Project Development Funding										
Code	Project Funding Source	Actuals Prior Years	Est. Actual 2022/2023	2023/2024	2024/2025	2025/2026	2026/2027	2027/2028	2028/Beyond	Total Funding
1010	General Fund	\$ 35,642	\$ 129,815	\$ -	\$ -	\$ -	\$ -	\$ -	\$ -	\$ 165,457
	Federal Congestion Mitigation Air Quality	\$ -	\$ -	\$ -	\$ -	\$ -	\$ -	\$ -	\$ -	\$ -
	Federal Emergency Relief Program	\$ -	\$ -	\$ -	\$ -	\$ -	\$ -	\$ -	\$ -	\$ -
	Federal Hazard Mitigation Grant Program	\$ -	\$ -	\$ -	\$ -	\$ -	\$ -	\$ -	\$ -	\$ -
	Federal Highway Safety Improvement Program	\$ -	\$ -	\$ -	\$ -	\$ -	\$ -	\$ -	\$ -	\$ -
	Federal, FEMA Public Assistance	\$ -	\$ -	\$ -	\$ -	\$ -	\$ -	\$ -	\$ -	\$ -
	Federal, Economic Development Administration	\$ -	\$ -	\$ -	\$ -	\$ -	\$ -	\$ -	\$ -	\$ -
	Federal, United States Department of Agriculture	\$ -	\$ -	\$ -	\$ -	\$ -	\$ -	\$ -	\$ -	\$ -
	Gas Tax / Streets	\$ -	\$ -	\$ -	\$ -	\$ -	\$ -	\$ -	\$ -	\$ -
	Local Transportation / Transit	\$ -	\$ -	\$ -	\$ -	\$ -	\$ -	\$ -	\$ -	\$ -
	Measure "C"/"V"	\$ -	\$ -	\$ -	\$ -	\$ -	\$ -	\$ -	\$ -	\$ -
	Other, Community:	\$ 50,000	\$ -	\$ -	\$ -	\$ -	\$ -	\$ -	\$ -	\$ 50,000
	Other, Federal:	\$ -	\$ -	\$ -	\$ -	\$ -	\$ -	\$ -	\$ -	\$ -
	Other, State:	\$ -	\$ -	\$ -	\$ -	\$ -	\$ -	\$ -	\$ -	\$ -
	State Active Transportation Program	\$ -	\$ -	\$ -	\$ -	\$ -	\$ -	\$ -	\$ -	\$ -
	State Water Board Financial Assistance	\$ -	\$ -	\$ -	\$ -	\$ -	\$ -	\$ -	\$ -	\$ -
	CDBG-DR	\$ -	\$ -	\$ -	\$ -	\$ -	\$ -	\$ -	\$ -	\$ -
	Utility Reimbursements	\$ -	\$ -	\$ -	\$ -	\$ -	\$ -	\$ -	\$ -	\$ -
	Insurance	\$ -	\$ -	\$ -	\$ -	\$ -	\$ -	\$ -	\$ -	\$ -
	Program Participant	\$ -	\$ -	\$ -	\$ -	\$ -	\$ -	\$ -	\$ -	\$ -
	Unfunded	\$ -	\$ -	\$ -	\$ -	\$ -	\$ -	\$ -	\$ -	\$ -
Annual Total		\$ 85,642	\$ 129,815	\$ -	\$ -	\$ -	\$ -	\$ -	\$ -	\$ 215,457

**Town of Paradise Fiscal Year 2023/2024
Capital Improvement & Disaster Recovery Plan**

Project Title: California Resilience Plan	Est. Start Date: 1/15/2022	Project Description California Resilience Challenge grant project prioritizing risk-mitigation projects and developing sustainable and affordable property insurance models.
CIP/DR: DR	Est. End Date: 7/31/2024	
Project No.: 7323	Department(s): DR, TM	
Grant No.: Local Other	Funding Status: Secured	

Project Development Costs										
Code	Project Phase / Type	Actuals Prior Years	Est. Actual 2022/2023	2023/2024	2024/2025	2025/2026	2026/2027	2027/2028	2026/Beyond	Total Costs
	Facilities Replacement / Construction	\$ -	\$ -	\$ -	\$ -	\$ -	\$ -	\$ -	\$ -	\$ -
	Equipment Replacement / Construction	\$ -	\$ -	\$ -	\$ -	\$ -	\$ -	\$ -	\$ -	\$ -
	Program Deployment	\$ -	\$ -	\$ -	\$ -	\$ -	\$ -	\$ -	\$ -	\$ -
	Alternatives Analysis / Report Preparation	\$ -	\$ -	\$ -	\$ -	\$ -	\$ -	\$ -	\$ -	\$ -
	Project Approval & Environmental Document	\$ -	\$ -	\$ -	\$ -	\$ -	\$ -	\$ -	\$ -	\$ -
	Plans, Specifications & Estimates	\$ -	\$ -	\$ -	\$ -	\$ -	\$ -	\$ -	\$ -	\$ -
	Preliminary Engineering/Planning	\$ -	\$ -	\$ -	\$ -	\$ -	\$ -	\$ -	\$ -	\$ -
	Right of Way & Utility Relocation	\$ -	\$ -	\$ -	\$ -	\$ -	\$ -	\$ -	\$ -	\$ -
	Construction Engineering	\$ -	\$ -	\$ -	\$ -	\$ -	\$ -	\$ -	\$ -	\$ -
	Construction/Implementation	\$ 48,975	\$ 133,393	\$ -	\$ -	\$ -	\$ -	\$ -	\$ -	\$ 182,368
	Non-Infrastructure (Education Component)	\$ -	\$ -	\$ -	\$ -	\$ -	\$ -	\$ -	\$ -	\$ -
Annual Total		\$ 48,975	\$ 133,393	\$ -	\$ -	\$ -	\$ -	\$ -	\$ -	\$ 182,368

Project Development Funding										
Code	Project Funding Source	Actuals Prior Years	Est. Actual 2022/2023	2023/2024	2024/2025	2025/2026	2026/2027	2027/2028	2026/Beyond	Total Funding
	General Fund	\$ -	\$ 1,960	\$ -	\$ -	\$ -	\$ -	\$ -	\$ -	\$ 1,960
	Federal Congestion Mitigation Air Quality	\$ -	\$ -	\$ -	\$ -	\$ -	\$ -	\$ -	\$ -	\$ -
	Federal Emergency Relief Program	\$ -	\$ -	\$ -	\$ -	\$ -	\$ -	\$ -	\$ -	\$ -
	Federal Hazard Mitigation Grant Program	\$ -	\$ -	\$ -	\$ -	\$ -	\$ -	\$ -	\$ -	\$ -
	Federal Highway Safety Improvement Program	\$ -	\$ -	\$ -	\$ -	\$ -	\$ -	\$ -	\$ -	\$ -
	Federal, FEMA Public Assistance	\$ -	\$ -	\$ -	\$ -	\$ -	\$ -	\$ -	\$ -	\$ -
	Federal, Economic Development Administration	\$ -	\$ -	\$ -	\$ -	\$ -	\$ -	\$ -	\$ -	\$ -
	Federal, United States Department of Agriculture	\$ -	\$ -	\$ -	\$ -	\$ -	\$ -	\$ -	\$ -	\$ -
	Gas Tax / Streets	\$ -	\$ -	\$ -	\$ -	\$ -	\$ -	\$ -	\$ -	\$ -
	Local Transportation / Transit	\$ -	\$ -	\$ -	\$ -	\$ -	\$ -	\$ -	\$ -	\$ -
	Measure "C"/"V"	\$ -	\$ -	\$ -	\$ -	\$ -	\$ -	\$ -	\$ -	\$ -
2299	Other, Community:	\$ 48,975	\$ 131,433	\$ -	\$ -	\$ -	\$ -	\$ -	\$ -	\$ 180,408
	Other, Federal:	\$ -	\$ -	\$ -	\$ -	\$ -	\$ -	\$ -	\$ -	\$ -
	Other, State:	\$ -	\$ -	\$ -	\$ -	\$ -	\$ -	\$ -	\$ -	\$ -
	State Active Transportation Program	\$ -	\$ -	\$ -	\$ -	\$ -	\$ -	\$ -	\$ -	\$ -
	State Water Board Financial Assistance	\$ -	\$ -	\$ -	\$ -	\$ -	\$ -	\$ -	\$ -	\$ -
	CDBG-DR	\$ -	\$ -	\$ -	\$ -	\$ -	\$ -	\$ -	\$ -	\$ -
	Utility Reimbursements	\$ -	\$ -	\$ -	\$ -	\$ -	\$ -	\$ -	\$ -	\$ -
	Insurance	\$ -	\$ -	\$ -	\$ -	\$ -	\$ -	\$ -	\$ -	\$ -
	Program Participant	\$ -	\$ -	\$ -	\$ -	\$ -	\$ -	\$ -	\$ -	\$ -
	Unfunded	\$ -	\$ -	\$ -	\$ -	\$ -	\$ -	\$ -	\$ -	\$ -
Annual Total		\$ 48,975	\$ 133,393	\$ -	\$ -	\$ -	\$ -	\$ -	\$ -	\$ 182,368

**Town of Paradise Fiscal Year 2023/2024
Capital Improvement & Disaster Recovery Plan**

Project Title: Restoration of Dispatch Services	Est. Start Date: 4/12/2022	Project Description Police Department Dispatch radio system restoration.
CIP/DR: DR	Est. End Date: TBD	
Project No.: 7324	Department(s): DR, PD, PW	
Grant No.: ARPA, Local	Funding Status: Secured	

Project Development Costs										
Code	Project Phase / Type	Actuals Prior Years	Est. Actual 2022/2023	2023/2024	2024/2025	2025/2026	2026/2027	2027/2028	2026/Beyond	Total Costs
	Facilities Replacement / Construction	\$ -	\$ -	\$ -	\$ -	\$ -	\$ -	\$ -	\$ -	\$ -
	Equipment Replacement / Construction	\$ -	\$ -	\$ -	\$ -	\$ -	\$ -	\$ -	\$ -	\$ -
	Program Deployment	\$ -	\$ -	\$ -	\$ -	\$ -	\$ -	\$ -	\$ -	\$ -
	Alternatives Analysis / Report Preparation	\$ -	\$ -	\$ -	\$ -	\$ -	\$ -	\$ -	\$ -	\$ -
	Project Approval & Environmental Document	\$ -	\$ -	\$ -	\$ -	\$ -	\$ -	\$ -	\$ -	\$ -
	Plans, Specifications & Estimates	\$ 7,920	\$ 64,080	\$ -	\$ -	\$ -	\$ -	\$ -	\$ -	\$ 72,000
	Preliminary Engineering/Planning	\$ -	\$ -	\$ -	\$ -	\$ -	\$ -	\$ -	\$ -	\$ -
	Right of Way & Utility Relocation	\$ -	\$ -	\$ -	\$ -	\$ -	\$ -	\$ -	\$ -	\$ -
	Construction Engineering	\$ -	\$ -	\$ -	\$ -	\$ -	\$ -	\$ -	\$ -	\$ -
	Construction/Implementation	\$ -	\$ 458,905	\$ 850,000	\$ -	\$ -	\$ -	\$ -	\$ -	\$ 1,308,905
	Non-Infrastructure (Education Component)	\$ -	\$ -	\$ -	\$ -	\$ -	\$ -	\$ -	\$ -	\$ -
Annual Total		\$ 7,920	\$ 522,985	\$ 850,000	\$ -	\$ -	\$ -	\$ -	\$ -	\$ 1,380,905

Project Development Funding										
Code	Project Funding Source	Actuals Prior Years	Est. Actual 2022/2023	2023/2024	2024/2025	2025/2026	2026/2027	2027/2028	2026/Beyond	Total Funding
	General Fund	\$ -	\$ 70,000	\$ -	\$ -	\$ -	\$ -	\$ -	\$ -	\$ 70,000
	Federal Congestion Mitigation Air Quality	\$ -	\$ -	\$ -	\$ -	\$ -	\$ -	\$ -	\$ -	\$ -
	Federal Emergency Relief Program	\$ -	\$ -	\$ -	\$ -	\$ -	\$ -	\$ -	\$ -	\$ -
	Federal Hazard Mitigation Grant Program	\$ -	\$ -	\$ -	\$ -	\$ -	\$ -	\$ -	\$ -	\$ -
	Federal Highway Safety Improvement Program	\$ -	\$ -	\$ -	\$ -	\$ -	\$ -	\$ -	\$ -	\$ -
	Federal, FEMA Public Assistance	\$ -	\$ -	\$ -	\$ -	\$ -	\$ -	\$ -	\$ -	\$ -
	Federal, Economic Development Administration	\$ -	\$ -	\$ -	\$ -	\$ -	\$ -	\$ -	\$ -	\$ -
	Federal, United States Department of Agriculture	\$ -	\$ -	\$ -	\$ -	\$ -	\$ -	\$ -	\$ -	\$ -
	Gas Tax / Streets	\$ -	\$ -	\$ -	\$ -	\$ -	\$ -	\$ -	\$ -	\$ -
	Local Transportation / Transit	\$ -	\$ -	\$ -	\$ -	\$ -	\$ -	\$ -	\$ -	\$ -
1010	Measure "C"/"V"	\$ 7,920	\$ 4,320	\$ 59,760	\$ -	\$ -	\$ -	\$ -	\$ -	\$ 72,000
	Other, Community:	\$ -	\$ -	\$ -	\$ -	\$ -	\$ -	\$ -	\$ -	\$ -
2095	Other, Federal:	\$ -	\$ 448,665	\$ 790,240	\$ -	\$ -	\$ -	\$ -	\$ -	\$ 1,238,905
	Other, State:	\$ -	\$ -	\$ -	\$ -	\$ -	\$ -	\$ -	\$ -	\$ -
	State Active Transportation Program	\$ -	\$ -	\$ -	\$ -	\$ -	\$ -	\$ -	\$ -	\$ -
	State Water Board Financial Assistance	\$ -	\$ -	\$ -	\$ -	\$ -	\$ -	\$ -	\$ -	\$ -
	CDBG-DR	\$ -	\$ -	\$ -	\$ -	\$ -	\$ -	\$ -	\$ -	\$ -
	Utility Reimbursements	\$ -	\$ -	\$ -	\$ -	\$ -	\$ -	\$ -	\$ -	\$ -
	Insurance	\$ -	\$ -	\$ -	\$ -	\$ -	\$ -	\$ -	\$ -	\$ -
	Program Participant	\$ -	\$ -	\$ -	\$ -	\$ -	\$ -	\$ -	\$ -	\$ -
	Unfunded	\$ -	\$ -	\$ -	\$ -	\$ -	\$ -	\$ -	\$ -	\$ -
Annual Total		\$ 7,920	\$ 522,985	\$ 850,000	\$ -	\$ -	\$ -	\$ -	\$ -	\$ 1,380,905

**Town of Paradise Fiscal Year 2023/2024
Capital Improvement & Disaster Recovery Plan**

Project Title: Trailway Lighting Repair	Est. Start Date: 11/8/2018	Project Description
CIP/DR: DR	Est. End Date: 6/30/2022	Repair damages caused by the Camp Fire along the Memorial Trailway at multiple locations.
Project No.: 8402	Department(s): PW	
Grant No.: Insurance TBD	Funding Status: Pending	

Project Development Costs										
Code	Project Phase / Type	Actuals Prior Years	Est. Actual 2022/2023	2023/2024	2024/2025	2025/2026	2026/2027	2027/2028	2026/Beyond	Total Costs
	Facilities Replacement / Construction	\$ -	\$ -	\$ -	\$ -	\$ -	\$ -	\$ -	\$ -	\$ -
	Equipment Replacement / Construction	\$ -	\$ -	\$ -	\$ -	\$ -	\$ -	\$ -	\$ -	\$ -
	Program Deployment	\$ -	\$ -	\$ -	\$ -	\$ -	\$ -	\$ -	\$ -	\$ -
	Alternatives Analysis / Report Preparation	\$ -	\$ -	\$ -	\$ -	\$ -	\$ -	\$ -	\$ -	\$ -
	Project Approval & Environmental Document	\$ -	\$ -	\$ -	\$ -	\$ -	\$ -	\$ -	\$ -	\$ -
	Plans, Specifications & Estimates	\$ -	\$ -	\$ -	\$ -	\$ -	\$ -	\$ -	\$ -	\$ -
	Preliminary Engineering/Planning	\$ -	\$ -	\$ -	\$ -	\$ -	\$ -	\$ -	\$ -	\$ -
	Right of Way & Utility Relocation	\$ -	\$ -	\$ -	\$ -	\$ -	\$ -	\$ -	\$ -	\$ -
	Construction Engineering	\$ -	\$ -	\$ -	\$ -	\$ -	\$ -	\$ -	\$ -	\$ -
	Construction/Implementation	\$ -	\$ 32,290	\$ -	\$ -	\$ -	\$ -	\$ -	\$ -	\$ 32,290
	Non-Infrastructure (Education Component)	\$ -	\$ -	\$ -	\$ -	\$ -	\$ -	\$ -	\$ -	\$ -
Annual Total		\$ -	\$ 32,290	\$ -	\$ -	\$ -	\$ -	\$ -	\$ -	\$ 32,290

Project Development Funding										
Code	Project Funding Source	Actuals Prior Years	Est. Actual 2022/2023	2023/2024	2024/2025	2025/2026	2026/2027	2027/2028	2026/Beyond	Total Funding
	General Fund	\$ -	\$ -	\$ -	\$ -	\$ -	\$ -	\$ -	\$ -	\$ -
	Federal Congestion Mitigation Air Quality	\$ -	\$ -	\$ -	\$ -	\$ -	\$ -	\$ -	\$ -	\$ -
	Federal Emergency Relief Program	\$ -	\$ -	\$ -	\$ -	\$ -	\$ -	\$ -	\$ -	\$ -
	Federal Hazard Mitigation Grant Program	\$ -	\$ -	\$ -	\$ -	\$ -	\$ -	\$ -	\$ -	\$ -
	Federal Highway Safety Improvement Program	\$ -	\$ -	\$ -	\$ -	\$ -	\$ -	\$ -	\$ -	\$ -
	Federal, FEMA Public Assistance	\$ -	\$ -	\$ -	\$ -	\$ -	\$ -	\$ -	\$ -	\$ -
	Federal, Economic Development Administration	\$ -	\$ -	\$ -	\$ -	\$ -	\$ -	\$ -	\$ -	\$ -
	Federal, United States Department of Agriculture	\$ -	\$ -	\$ -	\$ -	\$ -	\$ -	\$ -	\$ -	\$ -
	Gas Tax / Streets	\$ -	\$ -	\$ -	\$ -	\$ -	\$ -	\$ -	\$ -	\$ -
	Local Transportation / Transit	\$ -	\$ -	\$ -	\$ -	\$ -	\$ -	\$ -	\$ -	\$ -
	Measure "C"/"V"	\$ -	\$ -	\$ -	\$ -	\$ -	\$ -	\$ -	\$ -	\$ -
	Other, Community:	\$ -	\$ -	\$ -	\$ -	\$ -	\$ -	\$ -	\$ -	\$ -
	Other, Federal:	\$ -	\$ -	\$ -	\$ -	\$ -	\$ -	\$ -	\$ -	\$ -
	Other, State:	\$ -	\$ -	\$ -	\$ -	\$ -	\$ -	\$ -	\$ -	\$ -
	State Active Transportation Program	\$ -	\$ -	\$ -	\$ -	\$ -	\$ -	\$ -	\$ -	\$ -
	State Water Board Financial Assistance	\$ -	\$ -	\$ -	\$ -	\$ -	\$ -	\$ -	\$ -	\$ -
	CDBG-DR	\$ -	\$ -	\$ -	\$ -	\$ -	\$ -	\$ -	\$ -	\$ -
	Utility Reimbursements	\$ -	\$ -	\$ -	\$ -	\$ -	\$ -	\$ -	\$ -	\$ -
2090	Insurance	\$ -	\$ 32,290	\$ -	\$ -	\$ -	\$ -	\$ -	\$ -	\$ 32,290
	Program Participant	\$ -	\$ -	\$ -	\$ -	\$ -	\$ -	\$ -	\$ -	\$ -
	Unfunded	\$ -	\$ -	\$ -	\$ -	\$ -	\$ -	\$ -	\$ -	\$ -
Annual Total		\$ -	\$ 32,290	\$ -	\$ -	\$ -	\$ -	\$ -	\$ -	\$ 32,290

**Town of Paradise Fiscal Year 2023/2024
Capital Improvement & Disaster Recovery Plan**

Project Title: Skyway/Pearson Traffic Signal	Est. Start Date: 11/8/2018	Project Description Traffic signal at Skyway and Pearson Road damaged by the Camp Fire.
CIP/DR: DR	Est. End Date: 12/30/2022	
Project No.: 8403	Department(s): PW	
Grant No.: Insurance	Funding Status: Secured	

Project Development Costs										
Code	Project Phase / Type	Actuals Prior Years	Est. Actual 2022/2023	2023/2024	2024/2025	2025/2026	2026/2027	2027/2028	2026/Beyond	Total Costs
	Facilities Replacement / Construction	\$ -	\$ -	\$ -	\$ -	\$ -	\$ -	\$ -	\$ -	\$ -
	Equipment Replacement / Construction	\$ -	\$ -	\$ -	\$ -	\$ -	\$ -	\$ -	\$ -	\$ -
	Program Deployment	\$ -	\$ -	\$ -	\$ -	\$ -	\$ -	\$ -	\$ -	\$ -
	Alternatives Analysis / Report Preparation	\$ -	\$ -	\$ -	\$ -	\$ -	\$ -	\$ -	\$ -	\$ -
	Project Approval & Environmental Document	\$ -	\$ -	\$ -	\$ -	\$ -	\$ -	\$ -	\$ -	\$ -
	Plans, Specifications & Estimates	\$ -	\$ -	\$ -	\$ -	\$ -	\$ -	\$ -	\$ -	\$ -
	Preliminary Engineering/Planning	\$ 42,492	\$ -	\$ -	\$ -	\$ -	\$ -	\$ -	\$ -	\$ 42,492
	Right of Way & Utility Relocation	\$ -	\$ -	\$ -	\$ -	\$ -	\$ -	\$ -	\$ -	\$ -
	Construction Engineering	\$ 59,624	\$ 14,645	\$ -	\$ -	\$ -	\$ -	\$ -	\$ -	\$ 74,269
	Construction/Implementation	\$ 226,001	\$ 37,637	\$ -	\$ -	\$ -	\$ -	\$ -	\$ -	\$ 263,638
	Non-Infrastructure (Education Component)	\$ -	\$ -	\$ -	\$ -	\$ -	\$ -	\$ -	\$ -	\$ -
Annual Total		\$ 328,117	\$ 52,282	\$ -	\$ -	\$ -	\$ -	\$ -	\$ -	\$ 380,399

Project Development Funding										
Code	Project Funding Source	Actuals Prior Years	Est. Actual 2022/2023	2023/2024	2024/2025	2025/2026	2026/2027	2027/2028	2026/Beyond	Total Funding
	General Fund	\$ -	\$ -	\$ -	\$ -	\$ -	\$ -	\$ -	\$ -	\$ -
	Federal Congestion Mitigation Air Quality	\$ -	\$ -	\$ -	\$ -	\$ -	\$ -	\$ -	\$ -	\$ -
	Federal Emergency Relief Program	\$ -	\$ -	\$ -	\$ -	\$ -	\$ -	\$ -	\$ -	\$ -
	Federal Hazard Mitigation Grant Program	\$ -	\$ -	\$ -	\$ -	\$ -	\$ -	\$ -	\$ -	\$ -
	Federal Highway Safety Improvement Program	\$ -	\$ -	\$ -	\$ -	\$ -	\$ -	\$ -	\$ -	\$ -
	Federal, FEMA Public Assistance	\$ -	\$ -	\$ -	\$ -	\$ -	\$ -	\$ -	\$ -	\$ -
	Federal, Economic Development Administration	\$ -	\$ -	\$ -	\$ -	\$ -	\$ -	\$ -	\$ -	\$ -
	Federal, United States Department of Agriculture	\$ -	\$ -	\$ -	\$ -	\$ -	\$ -	\$ -	\$ -	\$ -
	Gas Tax / Streets	\$ -	\$ -	\$ -	\$ -	\$ -	\$ -	\$ -	\$ -	\$ -
	Local Transportation / Transit	\$ -	\$ -	\$ -	\$ -	\$ -	\$ -	\$ -	\$ -	\$ -
	Measure "C"/"V"	\$ -	\$ -	\$ -	\$ -	\$ -	\$ -	\$ -	\$ -	\$ -
	Other, Community:	\$ -	\$ -	\$ -	\$ -	\$ -	\$ -	\$ -	\$ -	\$ -
	Other, Federal:	\$ -	\$ -	\$ -	\$ -	\$ -	\$ -	\$ -	\$ -	\$ -
	Other, State:	\$ -	\$ -	\$ -	\$ -	\$ -	\$ -	\$ -	\$ -	\$ -
	State Active Transportation Program	\$ -	\$ -	\$ -	\$ -	\$ -	\$ -	\$ -	\$ -	\$ -
	State Water Board Financial Assistance	\$ -	\$ -	\$ -	\$ -	\$ -	\$ -	\$ -	\$ -	\$ -
	CDBG-DR	\$ -	\$ -	\$ -	\$ -	\$ -	\$ -	\$ -	\$ -	\$ -
	Utility Reimbursements	\$ -	\$ -	\$ -	\$ -	\$ -	\$ -	\$ -	\$ -	\$ -
2090	Insurance	\$ -	\$ 380,399	\$ -	\$ -	\$ -	\$ -	\$ -	\$ -	\$ 380,399
	Program Participant	\$ -	\$ -	\$ -	\$ -	\$ -	\$ -	\$ -	\$ -	\$ -
	Unfunded	\$ -	\$ -	\$ -	\$ -	\$ -	\$ -	\$ -	\$ -	\$ -
Annual Total		\$ -	\$ 380,399	\$ -	\$ -	\$ -	\$ -	\$ -	\$ -	\$ 380,399

**Town of Paradise Fiscal Year 2023/2024
Capital Improvement & Disaster Recovery Plan**

Project Title: Camp Fire Hydrant Repairs	Est. Start Date: 10/1/2022	Project Description Repair fire hydrants damaged by the Camp Fire townwide.
CIP/DR: DR	Est. End Date: 12/31/2024	
Project No.: 8404	Department(s): Disaster Recovery	
Grant No.: FEMA PA	Funding Status: Pending	

Project Development Costs										
Code	Project Phase / Type	Actuals Prior Years	Est. Actual 2022/2023	2023/2024	2024/2025	2025/2026	2026/2027	2027/2028	2026/Beyond	Total Costs
	Facilities Replacement / Construction	\$ -	\$ -	\$ -	\$ -	\$ -	\$ -	\$ -	\$ -	\$ -
	Equipment Replacement / Construction	\$ -	\$ -	\$ -	\$ -	\$ -	\$ -	\$ -	\$ -	\$ -
	Program Deployment	\$ -	\$ -	\$ -	\$ -	\$ -	\$ -	\$ -	\$ -	\$ -
	Alternatives Analysis / Report Preparation	\$ -	\$ -	\$ -	\$ -	\$ -	\$ -	\$ -	\$ -	\$ -
	Project Approval & Environmental Document	\$ -	\$ -	\$ -	\$ -	\$ -	\$ -	\$ -	\$ -	\$ -
	Plans, Specifications & Estimates	\$ -	\$ -	33,333	\$ -	\$ -	\$ -	\$ -	\$ -	33,333
	Preliminary Engineering/Planning	\$ -	2,000	\$ -	\$ -	\$ -	\$ -	\$ -	\$ -	2,000
	Right of Way & Utility Relocation	\$ -	\$ -	\$ -	\$ -	\$ -	\$ -	\$ -	\$ -	\$ -
	Construction Engineering	\$ -	\$ -	\$ -	\$ -	\$ -	\$ -	\$ -	\$ -	\$ -
	Construction/Implementation	\$ -	\$ -	100,000	116,028	\$ -	\$ -	\$ -	\$ -	216,028
	Non-Infrastructure (Education Component)	\$ -	\$ -	\$ -	\$ -	\$ -	\$ -	\$ -	\$ -	\$ -
Annual Total		\$ -	\$ 2,000	\$ 133,333	\$ 116,028	\$ -	\$ -	\$ -	\$ -	\$ 251,361

Project Development Funding										
Code	Project Funding Source	Actuals Prior Years	Est. Actual 2022/2023	2023/2024	2024/2025	2025/2026	2026/2027	2027/2028	2028/Beyond	Total Funding
	General Fund	\$ -	\$ -	\$ -	\$ -	\$ -	\$ -	\$ -	\$ -	\$ -
	Federal Congestion Mitigation Air Quality	\$ -	\$ -	\$ -	\$ -	\$ -	\$ -	\$ -	\$ -	\$ -
	Federal Emergency Relief Program	\$ -	\$ -	\$ -	\$ -	\$ -	\$ -	\$ -	\$ -	\$ -
	Federal Hazard Mitigation Grant Program	\$ -	\$ -	\$ -	\$ -	\$ -	\$ -	\$ -	\$ -	\$ -
	Federal Highway Safety Improvement Program	\$ -	\$ -	\$ -	\$ -	\$ -	\$ -	\$ -	\$ -	\$ -
2090	Federal, FEMA Public Assistance	\$ -	1,500	100,000	87,021	\$ -	\$ -	\$ -	\$ -	188,521
	Federal, Economic Development Administration	\$ -	\$ -	\$ -	\$ -	\$ -	\$ -	\$ -	\$ -	\$ -
	Federal, United States Department of Agriculture	\$ -	\$ -	\$ -	\$ -	\$ -	\$ -	\$ -	\$ -	\$ -
	Gas Tax / Streets	\$ -	\$ -	\$ -	\$ -	\$ -	\$ -	\$ -	\$ -	\$ -
	Local Transportation / Transit	\$ -	\$ -	\$ -	\$ -	\$ -	\$ -	\$ -	\$ -	\$ -
	Measure "C"/"V"	\$ -	\$ -	\$ -	\$ -	\$ -	\$ -	\$ -	\$ -	\$ -
	Other, Community:	\$ -	\$ -	\$ -	\$ -	\$ -	\$ -	\$ -	\$ -	\$ -
	Other, Federal:	\$ -	\$ -	\$ -	\$ -	\$ -	\$ -	\$ -	\$ -	\$ -
	Other, State:	\$ -	\$ -	\$ -	\$ -	\$ -	\$ -	\$ -	\$ -	\$ -
	State Active Transportation Program	\$ -	\$ -	\$ -	\$ -	\$ -	\$ -	\$ -	\$ -	\$ -
	State Water Board Financial Assistance	\$ -	\$ -	\$ -	\$ -	\$ -	\$ -	\$ -	\$ -	\$ -
2301	CDBG-DR	\$ -	\$ -	\$ -	\$ -	\$ -	\$ -	\$ -	\$ -	\$ -
	Utility Reimbursements	\$ -	\$ -	\$ -	\$ -	\$ -	\$ -	\$ -	\$ -	\$ -
	Insurance	\$ -	\$ -	\$ -	\$ -	\$ -	\$ -	\$ -	\$ -	\$ -
	Program Participant	\$ -	\$ -	\$ -	\$ -	\$ -	\$ -	\$ -	\$ -	\$ -
	Unfunded	\$ -	500	33,333	29,007	\$ -	\$ -	\$ -	\$ -	62,840
Annual Total		\$ -	\$ 2,000	\$ 133,333	\$ 116,028	\$ -	\$ -	\$ -	\$ -	\$ 251,361

**Town of Paradise Fiscal Year 2023/2024
Capital Improvement & Disaster Recovery Plan**

Project Title: Emergency MBGR Repair	Est. Start Date: 11/8/2018	Project Description Emergency replacement of MBGR at (5) locations was completed in Nov-Dec 2018 due to damage during the Camp Fire wildfire. * Emergency Operations work completed prior to reopening of the Town of Paradise in December 2018.
CIP/DR: DR	Est. End Date: 6/30/2023	
Project No.: 8405	Department(s): PW	
Grant No.: ER38Y0 (014)	Funding Status: Secured	

Project Development Costs										
Code	Project Phase / Type	Actuals Prior Years	Est. Actual 2022/2023	2023/2024	2024/2025	2025/2026	2026/2027	2027/2028	2026/Beyond	Total Costs
	Facilities Replacement / Construction	\$ -	\$ -	\$ -	\$ -	\$ -	\$ -	\$ -	\$ -	\$ -
	Equipment Replacement / Construction	\$ -	\$ -	\$ -	\$ -	\$ -	\$ -	\$ -	\$ -	\$ -
	Program Deployment	\$ -	\$ -	\$ -	\$ -	\$ -	\$ -	\$ -	\$ -	\$ -
	Alternatives Analysis / Report Preparation	\$ -	\$ -	\$ -	\$ -	\$ -	\$ -	\$ -	\$ -	\$ -
	Project Approval & Environmental Document	\$ -	\$ -	\$ -	\$ -	\$ -	\$ -	\$ -	\$ -	\$ -
	Plans, Specifications & Estimates	\$ -	\$ -	\$ -	\$ -	\$ -	\$ -	\$ -	\$ -	\$ -
	Preliminary Engineering/Planning	\$ -	\$ -	\$ -	\$ -	\$ -	\$ -	\$ -	\$ -	\$ -
	Right of Way & Utility Relocation	\$ -	\$ -	\$ -	\$ -	\$ -	\$ -	\$ -	\$ -	\$ -
	Construction Engineering	\$ -	\$ -	\$ -	\$ -	\$ -	\$ -	\$ -	\$ -	\$ -
	Construction/Implementation	\$ 100,500	\$ -	\$ -	\$ -	\$ -	\$ -	\$ -	\$ -	\$ 100,500
	Non-Infrastructure (Education Component)	\$ -	\$ -	\$ -	\$ -	\$ -	\$ -	\$ -	\$ -	\$ -
Annual Total		\$ 100,500	\$ -	\$ -	\$ -	\$ -	\$ -	\$ -	\$ -	\$ 100,500

Project Development Funding										
Code	Project Funding Source	Actuals Prior Years	Est. Actual 2022/2023	2023/2024	2024/2025	2025/2026	2026/2027	2027/2028	2026/Beyond	Total Funding
	General Fund	\$ -	\$ -	\$ -	\$ -	\$ -	\$ -	\$ -	\$ -	\$ -
	Federal Congestion Mitigation Air Quality	\$ -	\$ -	\$ -	\$ -	\$ -	\$ -	\$ -	\$ -	\$ -
2139	Federal Emergency Relief Program	\$ -	\$ 57,900	\$ 42,600	\$ -	\$ -	\$ -	\$ -	\$ -	\$ 100,500
	Federal Hazard Mitigation Grant Program	\$ -	\$ -	\$ -	\$ -	\$ -	\$ -	\$ -	\$ -	\$ -
	Federal Highway Safety Improvement Program	\$ -	\$ -	\$ -	\$ -	\$ -	\$ -	\$ -	\$ -	\$ -
	Federal, FEMA Public Assistance	\$ -	\$ -	\$ -	\$ -	\$ -	\$ -	\$ -	\$ -	\$ -
	Federal, Economic Development Administration	\$ -	\$ -	\$ -	\$ -	\$ -	\$ -	\$ -	\$ -	\$ -
	Federal, United States Department of Agriculture	\$ -	\$ -	\$ -	\$ -	\$ -	\$ -	\$ -	\$ -	\$ -
	Gas Tax / Streets	\$ -	\$ -	\$ -	\$ -	\$ -	\$ -	\$ -	\$ -	\$ -
	Local Transportation / Transit	\$ -	\$ -	\$ -	\$ -	\$ -	\$ -	\$ -	\$ -	\$ -
	Measure "C"/"V"	\$ -	\$ -	\$ -	\$ -	\$ -	\$ -	\$ -	\$ -	\$ -
	Other, Community:	\$ -	\$ -	\$ -	\$ -	\$ -	\$ -	\$ -	\$ -	\$ -
	Other, Federal:	\$ -	\$ -	\$ -	\$ -	\$ -	\$ -	\$ -	\$ -	\$ -
	Other, State:	\$ -	\$ -	\$ -	\$ -	\$ -	\$ -	\$ -	\$ -	\$ -
	State Active Transportation Program	\$ -	\$ -	\$ -	\$ -	\$ -	\$ -	\$ -	\$ -	\$ -
	State Water Board Financial Assistance	\$ -	\$ -	\$ -	\$ -	\$ -	\$ -	\$ -	\$ -	\$ -
	CDBG-DR	\$ -	\$ -	\$ -	\$ -	\$ -	\$ -	\$ -	\$ -	\$ -
	Utility Reimbursements	\$ -	\$ -	\$ -	\$ -	\$ -	\$ -	\$ -	\$ -	\$ -
	Insurance	\$ -	\$ -	\$ -	\$ -	\$ -	\$ -	\$ -	\$ -	\$ -
	Program Participant	\$ -	\$ -	\$ -	\$ -	\$ -	\$ -	\$ -	\$ -	\$ -
	Unfunded	\$ -	\$ -	\$ -	\$ -	\$ -	\$ -	\$ -	\$ -	\$ -
Annual Total		\$ -	\$ 57,900	\$ 42,600	\$ -	\$ -	\$ -	\$ -	\$ -	\$ 100,500

**Town of Paradise Fiscal Year 2023/2024
Capital Improvement & Disaster Recovery Plan**

Project Title: Emergency Culvert Repair - On-System	Est. Start Date: 11/8/2018	Project Description Emergency replacement of damaged HDPE culverts at (5) locations was completed in Nov-Dec 2018 due to damage during the Camp Fire wildfire. * Emergency Operations work completed prior to reopening of the Town of Paradise in December 2018.
CIP/DR: DR	Est. End Date: 6/30/2023	
Project No.: 8406	Department(s): PW	
Grant No.: ER38Y0 (015)	Funding Status: Secured	

Project Development Costs										
Code	Project Phase / Type	Actuals Prior Years	Est. Actual 2022/2023	2023/2024	2024/2025	2025/2026	2026/2027	2027/2028	2026/Beyond	Total Costs
	Facilities Replacement / Construction	\$ -	\$ -	\$ -	\$ -	\$ -	\$ -	\$ -	\$ -	\$ -
	Equipment Replacement / Construction	\$ -	\$ -	\$ -	\$ -	\$ -	\$ -	\$ -	\$ -	\$ -
	Program Deployment	\$ -	\$ -	\$ -	\$ -	\$ -	\$ -	\$ -	\$ -	\$ -
	Alternatives Analysis / Report Preparation	\$ -	\$ -	\$ -	\$ -	\$ -	\$ -	\$ -	\$ -	\$ -
	Project Approval & Environmental Document	\$ -	\$ -	\$ -	\$ -	\$ -	\$ -	\$ -	\$ -	\$ -
	Plans, Specifications & Estimates	\$ -	\$ -	\$ -	\$ -	\$ -	\$ -	\$ -	\$ -	\$ -
	Preliminary Engineering/Planning	\$ -	\$ -	\$ -	\$ -	\$ -	\$ -	\$ -	\$ -	\$ -
	Right of Way & Utility Relocation	\$ -	\$ -	\$ -	\$ -	\$ -	\$ -	\$ -	\$ -	\$ -
	Construction Engineering	\$ -	\$ -	\$ -	\$ -	\$ -	\$ -	\$ -	\$ -	\$ -
	Construction/Implementation	\$ 482,271	\$ -	\$ -	\$ -	\$ -	\$ -	\$ -	\$ -	\$ 482,271
	Non-Infrastructure (Education Component)	\$ -	\$ -	\$ -	\$ -	\$ -	\$ -	\$ -	\$ -	\$ -
Annual Total		\$ 482,271	\$ -	\$ -	\$ -	\$ -	\$ -	\$ -	\$ -	\$ 482,271

Project Development Funding										
Code	Project Funding Source	Actuals Prior Years	Est. Actual 2022/2023	2023/2024	2024/2025	2025/2026	2026/2027	2027/2028	2026/Beyond	Total Funding
	General Fund	\$ -	\$ -	\$ -	\$ -	\$ -	\$ -	\$ -	\$ -	\$ -
	Federal Congestion Mitigation Air Quality	\$ -	\$ -	\$ -	\$ -	\$ -	\$ -	\$ -	\$ -	\$ -
2139	Federal Emergency Relief Program	\$ -	\$ 227,480	\$ 71,801	\$ -	\$ -	\$ -	\$ -	\$ -	\$ 299,281
	Federal Hazard Mitigation Grant Program	\$ -	\$ -	\$ -	\$ -	\$ -	\$ -	\$ -	\$ -	\$ -
	Federal Highway Safety Improvement Program	\$ -	\$ -	\$ -	\$ -	\$ -	\$ -	\$ -	\$ -	\$ -
	Federal, FEMA Public Assistance	\$ -	\$ -	\$ -	\$ -	\$ -	\$ -	\$ -	\$ -	\$ -
	Federal, Economic Development Administration	\$ -	\$ -	\$ -	\$ -	\$ -	\$ -	\$ -	\$ -	\$ -
	Federal, United States Department of Agriculture	\$ -	\$ -	\$ -	\$ -	\$ -	\$ -	\$ -	\$ -	\$ -
	Gas Tax / Streets	\$ -	\$ -	\$ -	\$ -	\$ -	\$ -	\$ -	\$ -	\$ -
	Local Transportation / Transit	\$ -	\$ -	\$ -	\$ -	\$ -	\$ -	\$ -	\$ -	\$ -
	Measure "C"/"V"	\$ -	\$ -	\$ -	\$ -	\$ -	\$ -	\$ -	\$ -	\$ -
	Other, Community:	\$ -	\$ -	\$ -	\$ -	\$ -	\$ -	\$ -	\$ -	\$ -
	Other, Federal:	\$ -	\$ -	\$ -	\$ -	\$ -	\$ -	\$ -	\$ -	\$ -
	Other, State:	\$ -	\$ -	\$ -	\$ -	\$ -	\$ -	\$ -	\$ -	\$ -
	State Active Transportation Program	\$ -	\$ -	\$ -	\$ -	\$ -	\$ -	\$ -	\$ -	\$ -
	State Water Board Financial Assistance	\$ -	\$ -	\$ -	\$ -	\$ -	\$ -	\$ -	\$ -	\$ -
	CDBG-DR	\$ -	\$ -	\$ -	\$ -	\$ -	\$ -	\$ -	\$ -	\$ -
	Utility Reimbursements	\$ -	\$ -	\$ -	\$ -	\$ -	\$ -	\$ -	\$ -	\$ -
2090	Insurance	\$ 182,990	\$ -	\$ -	\$ -	\$ -	\$ -	\$ -	\$ -	\$ 182,990
	Program Participant	\$ -	\$ -	\$ -	\$ -	\$ -	\$ -	\$ -	\$ -	\$ -
	Unfunded	\$ -	\$ -	\$ -	\$ -	\$ -	\$ -	\$ -	\$ -	\$ -
Annual Total		\$ 182,990	\$ 227,480	\$ 71,801	\$ -	\$ -	\$ -	\$ -	\$ -	\$ 482,271

**Town of Paradise Fiscal Year 2023/2024
Capital Improvement & Disaster Recovery Plan**

Project Title: Off-System Road Rehabilitation	Est. Start Date: 10/1/2020	Project Description Off-System roadway rehabilitation of 227 roadway segments consisting of asphalt concrete overlays and full depth sections for areas with severe pavement damage.
CIP/DR: DR	Est. End Date: 12/31/2027	
Project No.: 8407	Department(s): PW	
Grant No.: FEMA 132422	Funding Status: Secured	

Project Development Costs										
Code	Project Phase / Type	Actuals Prior Years	Est. Actual 2022/2023	2023/2024	2024/2025	2025/2026	2026/2027	2027/2028	2026/Beyond	Total Costs
	Facilities Replacement / Construction	\$ -	\$ -	\$ -	\$ -	\$ -	\$ -	\$ -	\$ -	\$ -
	Equipment Replacement / Construction	\$ -	\$ -	\$ -	\$ -	\$ -	\$ -	\$ -	\$ -	\$ -
	Program Deployment	\$ -	\$ -	\$ -	\$ -	\$ -	\$ -	\$ -	\$ -	\$ -
	Alternatives Analysis / Report Preparation	\$ -	\$ -	\$ -	\$ -	\$ -	\$ -	\$ -	\$ -	\$ -
	Project Approval & Environmental Document Plans, Specifications & Estimates	\$ -	\$ -	\$ -	\$ -	\$ -	\$ -	\$ -	\$ -	\$ -
	Preliminary Engineering/Planning	\$ 2,870,770	\$ 112,990	\$ 80,240	\$ -	\$ -	\$ -	\$ -	\$ -	\$ 3,064,000
	Right of Way & Utility Relocation	\$ -	\$ -	\$ -	\$ -	\$ -	\$ -	\$ -	\$ -	\$ -
	Construction Engineering	\$ -	\$ -	\$ 400,001	\$ 1,398,333	\$ 1,398,333	\$ 1,398,333	\$ -	\$ -	\$ 4,595,000
	Construction/Implementation	\$ -	\$ -	\$ 8,000,000	\$ 7,543,666	\$ 7,543,667	\$ 7,543,667	\$ 4,915,510	\$ -	\$ 35,546,510
	Non-Infrastructure (Education Component)	\$ -	\$ -	\$ -	\$ -	\$ -	\$ -	\$ -	\$ -	\$ -
Annual Total		\$ 2,870,770	\$ 112,990	\$ 8,480,241	\$ 8,941,999	\$ 8,942,000	\$ 8,942,000	\$ 4,915,510	\$ -	\$ 43,205,510

Project Development Funding										
Code	Project Funding Source	Actuals Prior Years	Est. Actual 2022/2023	2023/2024	2024/2025	2025/2026	2026/2027	2027/2028	2026/Beyond	Total Funding
	General Fund	\$ -	\$ -	\$ -	\$ -	\$ -	\$ -	\$ -	\$ -	\$ -
	Federal Congestion Mitigation Air Quality	\$ -	\$ -	\$ -	\$ -	\$ -	\$ -	\$ -	\$ -	\$ -
	Federal Emergency Relief Program	\$ -	\$ -	\$ -	\$ -	\$ -	\$ -	\$ -	\$ -	\$ -
	Federal Hazard Mitigation Grant Program	\$ -	\$ -	\$ -	\$ -	\$ -	\$ -	\$ -	\$ -	\$ -
2132	Federal Highway Safety Improvement Program	\$ -	\$ -	\$ -	\$ -	\$ -	\$ -	\$ -	\$ -	\$ -
2090	Federal, FEMA Public Assistance	\$ 2,153,078	\$ 84,743	\$ 6,360,181	\$ 6,706,499	\$ 6,706,500	\$ 6,706,500	\$ -	\$ -	\$ 28,717,500
	Federal, Economic Development Administration	\$ -	\$ -	\$ -	\$ -	\$ -	\$ -	\$ -	\$ -	\$ -
	Federal, United States Department of Agriculture	\$ -	\$ -	\$ -	\$ -	\$ -	\$ -	\$ -	\$ -	\$ -
	Gas Tax / Streets	\$ -	\$ -	\$ -	\$ -	\$ -	\$ -	\$ -	\$ -	\$ -
	Local Transportation / Transit Measure "C"/"V"	\$ -	\$ -	\$ -	\$ -	\$ -	\$ -	\$ -	\$ -	\$ -
	Other, Community:	\$ -	\$ -	\$ -	\$ -	\$ -	\$ -	\$ -	\$ -	\$ -
	Other, Federal:	\$ -	\$ -	\$ -	\$ -	\$ -	\$ -	\$ -	\$ -	\$ -
2090	Other, State:	\$ 538,269	\$ 21,186	\$ 1,590,045	\$ 1,676,625	\$ 1,676,625	\$ 1,676,625	\$ -	\$ -	\$ 7,179,375
	State Active Transportation Program	\$ -	\$ -	\$ -	\$ -	\$ -	\$ -	\$ -	\$ -	\$ -
	State Water Board Financial Assistance	\$ -	\$ -	\$ -	\$ -	\$ -	\$ -	\$ -	\$ -	\$ -
2301	CDBG-DR	\$ -	\$ -	\$ 716,500	\$ 558,875	\$ 558,875	\$ 558,875	\$ 4,915,510	\$ -	\$ 7,308,635
	Utility Reimbursements	\$ -	\$ -	\$ -	\$ -	\$ -	\$ -	\$ -	\$ -	\$ -
2090	Insurance	\$ -	\$ -	\$ -	\$ -	\$ -	\$ -	\$ -	\$ -	\$ -
	Program Participant	\$ -	\$ -	\$ -	\$ -	\$ -	\$ -	\$ -	\$ -	\$ -
	Unfunded	\$ -	\$ -	\$ -	\$ -	\$ -	\$ -	\$ -	\$ -	\$ -
Annual Total		\$ 2,691,347	\$ 105,928	\$ 8,666,726	\$ 8,941,999	\$ 8,942,000	\$ 8,942,000	\$ 4,915,510	\$ -	\$ 43,205,510

**Town of Paradise Fiscal Year 2023/2024
Capital Improvement & Disaster Recovery Plan**

Project Title: Off-System Culvert Repair	Est. Start Date: 7/1/2020	Project Description Replace damaged Off-System HDPE culverts with RCP pipe culverts, including restoration of the roadway section above the pipe at various locations.
CIP/DR: DR	Est. End Date: 6/30/2023	
Project No.: 8408	Department(s): PW	
Grant No.: FEMA PA	Funding Status: Secured	

Project Development Costs										
Code	Project Phase / Type	Actuals Prior Years	Est. Actual 2022/2023	2023/2024	2024/2025	2025/2026	2026/2027	2027/2028	2026/Beyond	Total Costs
	Facilities Replacement / Construction	\$ -	\$ -	\$ -	\$ -	\$ -	\$ -	\$ -	\$ -	\$ -
	Equipment Replacement / Construction	\$ -	\$ -	\$ -	\$ -	\$ -	\$ -	\$ -	\$ -	\$ -
	Program Deployment	\$ -	\$ -	\$ -	\$ -	\$ -	\$ -	\$ -	\$ -	\$ -
	Alternatives Analysis / Report Preparation	\$ -	\$ -	\$ -	\$ -	\$ -	\$ -	\$ -	\$ -	\$ -
	Project Approval & Environmental Document Plans, Specifications & Estimates	\$ -	\$ -	\$ -	\$ -	\$ -	\$ -	\$ -	\$ -	\$ -
	Preliminary Engineering/Planning	\$ 96,403	\$ 688	\$ -	\$ -	\$ -	\$ -	\$ -	\$ -	\$ 97,091
	Right of Way & Utility Relocation	\$ -	\$ -	\$ -	\$ -	\$ -	\$ -	\$ -	\$ -	\$ -
	Construction Engineering	\$ 1,300	\$ 69,071	\$ -	\$ -	\$ -	\$ -	\$ -	\$ -	\$ 70,371
	Construction/Implementation	\$ -	\$ 494,096	\$ -	\$ -	\$ -	\$ -	\$ -	\$ -	\$ 494,096
	Non-Infrastructure (Education Component)	\$ -	\$ -	\$ -	\$ -	\$ -	\$ -	\$ -	\$ -	\$ -
Annual Total		\$ 97,703	\$ 563,856	\$ -	\$ -	\$ -	\$ -	\$ -	\$ -	\$ 661,559

Project Development Funding										
Code	Project Funding Source	Actuals Prior Years	Est. Actual 2022/2023	2023/2024	2024/2025	2025/2026	2026/2027	2027/2028	2026/Beyond	Total Funding
	General Fund	\$ -	\$ -	\$ -	\$ -	\$ -	\$ -	\$ -	\$ -	\$ -
	Federal Congestion Mitigation Air Quality	\$ -	\$ -	\$ -	\$ -	\$ -	\$ -	\$ -	\$ -	\$ -
	Federal Emergency Relief Program	\$ -	\$ -	\$ -	\$ -	\$ -	\$ -	\$ -	\$ -	\$ -
	Federal Hazard Mitigation Grant Program	\$ -	\$ -	\$ -	\$ -	\$ -	\$ -	\$ -	\$ -	\$ -
	Federal Highway Safety Improvement Program	\$ -	\$ -	\$ -	\$ -	\$ -	\$ -	\$ -	\$ -	\$ -
2090	Federal, FEMA Public Assistance	\$ 73,277	\$ 422,892	\$ -	\$ -	\$ -	\$ -	\$ -	\$ -	\$ 496,169
	Federal, Economic Development Administration	\$ -	\$ -	\$ -	\$ -	\$ -	\$ -	\$ -	\$ -	\$ -
	Federal, United States Department of Agriculture	\$ -	\$ -	\$ -	\$ -	\$ -	\$ -	\$ -	\$ -	\$ -
	Gas Tax / Streets	\$ -	\$ -	\$ -	\$ -	\$ -	\$ -	\$ -	\$ -	\$ -
	Local Transportation / Transit Measure "C"/"V"	\$ -	\$ -	\$ -	\$ -	\$ -	\$ -	\$ -	\$ -	\$ -
	Other, Community:	\$ -	\$ -	\$ -	\$ -	\$ -	\$ -	\$ -	\$ -	\$ -
	Other, Federal:	\$ -	\$ -	\$ -	\$ -	\$ -	\$ -	\$ -	\$ -	\$ -
2090	Other, State:	\$ 18,319	\$ 105,723	\$ -	\$ -	\$ -	\$ -	\$ -	\$ -	\$ 124,042
	State Active Transportation Program	\$ -	\$ -	\$ -	\$ -	\$ -	\$ -	\$ -	\$ -	\$ -
	State Water Board Financial Assistance	\$ -	\$ -	\$ -	\$ -	\$ -	\$ -	\$ -	\$ -	\$ -
2301	CDBG-DR	\$ -	\$ -	\$ 41,347	\$ -	\$ -	\$ -	\$ -	\$ -	\$ 41,347
	Utility Reimbursements	\$ -	\$ -	\$ -	\$ -	\$ -	\$ -	\$ -	\$ -	\$ -
	Insurance	\$ -	\$ -	\$ -	\$ -	\$ -	\$ -	\$ -	\$ -	\$ -
	Program Participant	\$ -	\$ -	\$ -	\$ -	\$ -	\$ -	\$ -	\$ -	\$ -
	Unfunded	\$ -	\$ -	\$ -	\$ -	\$ -	\$ -	\$ -	\$ -	\$ -
Annual Total		\$ 91,597	\$ 528,615	\$ 41,347	\$ -	\$ -	\$ -	\$ -	\$ -	\$ 661,559

**Town of Paradise Fiscal Year 2023/2024
Capital Improvement & Disaster Recovery Plan**

Project Title: Almond St. Multi-Modal Improvements	Est. Start Date: 7/1/2016	Project Description The proposed project will add sidewalks, curbs and gutters to Almond Street between Pearson Road and Elliott Road. In addition construction will widen Almond Street to incorporate Class II Bicycle Lanes on both sides of the roadway. To facilitate the construction of these improvements, underground drainage needs to be addressed and is included in the project.
CIP/DR: CIP	Est. End Date: 12/30/2022	
Project No.: 9377	Department(s): PW	
Grant No.: ATPL 5425 (031)	Funding Status: Secured	

Project Development Costs										
Code	Project Phase / Type	Actuals Prior Years	Est. Actual 2022/2023	2023/2024	2024/2025	2025/2026	2026/2027	2027/2028	2026/Beyond	Total Costs
	Facilities Replacement / Construction	\$ -	\$ -	\$ -	\$ -	\$ -	\$ -	\$ -	\$ -	\$ -
	Equipment Replacement / Construction	\$ -	\$ -	\$ -	\$ -	\$ -	\$ -	\$ -	\$ -	\$ -
	Program Deployment	\$ -	\$ -	\$ -	\$ -	\$ -	\$ -	\$ -	\$ -	\$ -
	Alternatives Analysis / Report Preparation	\$ -	\$ -	\$ -	\$ -	\$ -	\$ -	\$ -	\$ -	\$ -
	Project Approval & Environmental Document	\$ 73,742	\$ -	\$ -	\$ -	\$ -	\$ -	\$ -	\$ -	\$ 73,742
	Plans, Specifications & Estimates	\$ 225,345	\$ -	\$ -	\$ -	\$ -	\$ -	\$ -	\$ -	\$ 225,345
	Preliminary Engineering/Planning	\$ -	\$ -	\$ -	\$ -	\$ -	\$ -	\$ -	\$ -	\$ -
	Right of Way & Utility Relocation	\$ -	\$ -	\$ -	\$ -	\$ -	\$ -	\$ -	\$ -	\$ -
	Construction Engineering	\$ 245,954	\$ 48,227	\$ 6,526	\$ -	\$ -	\$ -	\$ -	\$ -	\$ 300,707
	Construction/Implementation	\$ 1,437,523	\$ 2,250,000	\$ 270,141	\$ -	\$ -	\$ -	\$ -	\$ -	\$ 3,957,664
	Non-Infrastructure (Education Component)	\$ -	\$ -	\$ -	\$ -	\$ -	\$ -	\$ -	\$ -	\$ -
Annual Total		\$ 1,982,564	\$ 2,298,227	\$ 276,667	\$ -	\$ -	\$ -	\$ -	\$ -	\$ 4,557,458

Project Development Funding										
Code	Project Funding Source	Actuals Prior Years	Est. Actual 2022/2023	2023/2024	2024/2025	2025/2026	2026/2027	2027/2028	2026/Beyond	Total Funding
	General Fund	\$ -	\$ -	\$ -	\$ -	\$ -	\$ -	\$ -	\$ -	\$ -
	Federal Congestion Mitigation Air Quality	\$ -	\$ -	\$ -	\$ -	\$ -	\$ -	\$ -	\$ -	\$ -
	Federal Emergency Relief Program	\$ -	\$ -	\$ -	\$ -	\$ -	\$ -	\$ -	\$ -	\$ -
	Federal Hazard Mitigation Grant Program	\$ -	\$ -	\$ -	\$ -	\$ -	\$ -	\$ -	\$ -	\$ -
	Federal Highway Safety Improvement Program	\$ -	\$ -	\$ -	\$ -	\$ -	\$ -	\$ -	\$ -	\$ -
	Federal, FEMA Public Assistance	\$ -	\$ -	\$ -	\$ -	\$ -	\$ -	\$ -	\$ -	\$ -
	Federal, Economic Development Administration	\$ -	\$ -	\$ -	\$ -	\$ -	\$ -	\$ -	\$ -	\$ -
	Federal, United States Department of Agriculture	\$ -	\$ -	\$ -	\$ -	\$ -	\$ -	\$ -	\$ -	\$ -
	Gas Tax / Streets	\$ -	\$ -	\$ -	\$ -	\$ -	\$ -	\$ -	\$ -	\$ -
2110	Local Transportation / Transit	\$ 120,544	\$ 465,879	\$ 134,828	\$ -	\$ -	\$ -	\$ -	\$ -	\$ 721,251
	Measure "C"/"V"	\$ -	\$ -	\$ -	\$ -	\$ -	\$ -	\$ -	\$ -	\$ -
	Other, Community:	\$ -	\$ -	\$ -	\$ -	\$ -	\$ -	\$ -	\$ -	\$ -
	Other, Federal:	\$ -	\$ -	\$ -	\$ -	\$ -	\$ -	\$ -	\$ -	\$ -
	Other, State:	\$ -	\$ -	\$ -	\$ -	\$ -	\$ -	\$ -	\$ -	\$ -
2133	State Active Transportation Program	\$ 1,862,020	\$ 1,287,348	\$ 141,839	\$ -	\$ -	\$ -	\$ -	\$ -	\$ 3,291,207
	State Water Board Financial Assistance	\$ -	\$ -	\$ -	\$ -	\$ -	\$ -	\$ -	\$ -	\$ -
	CDBG-DR	\$ -	\$ -	\$ -	\$ -	\$ -	\$ -	\$ -	\$ -	\$ -
	Utility Reimbursements	\$ -	\$ 45,000	\$ -	\$ -	\$ -	\$ -	\$ -	\$ -	\$ 45,000
2090	Insurance	\$ -	\$ 500,000	\$ -	\$ -	\$ -	\$ -	\$ -	\$ -	\$ 500,000
	Program Participant	\$ -	\$ -	\$ -	\$ -	\$ -	\$ -	\$ -	\$ -	\$ -
	Unfunded	\$ -	\$ -	\$ -	\$ -	\$ -	\$ -	\$ -	\$ -	\$ -
Annual Total		\$ 1,982,564	\$ 2,298,227	\$ 276,667	\$ -	\$ -	\$ -	\$ -	\$ -	\$ 4,557,458

**Town of Paradise Fiscal Year 2023/2024
Capital Improvement & Disaster Recovery Plan**

Project Title: Ponderosa Elementary Safe Routes to School Project	Est. Start Date: 7/1/2016	Project Description The proposed project will add sidewalks, curbs and gutters along Pentz Road between 300' north of Wagstaff Road and tie in to existing sidewalks just north of Bille Road on both sides of the roadway. Class II Bicycle Lanes will be added to the existing roadway section to allow for bicyclists to use Pentz Road safely.
CIP/DR: CIP	Est. End Date: 12/31/2023	
Project No.: 9380	Department(s): PW	
Grant No.: ATPL 5425 (033)	Funding Status: Secured	

Project Development Costs										
Code	Project Phase / Type	Actuals Prior Years	Est. Actual 2022/2023	2023/2024	2024/2025	2025/2026	2026/2027	2027/2028	2026/Beyond	Total Costs
	Facilities Replacement / Construction	\$ -	\$ -	\$ -	\$ -	\$ -	\$ -	\$ -	\$ -	\$ -
	Equipment Replacement / Construction	\$ -	\$ -	\$ -	\$ -	\$ -	\$ -	\$ -	\$ -	\$ -
	Program Deployment	\$ -	\$ -	\$ -	\$ -	\$ -	\$ -	\$ -	\$ -	\$ -
	Alternatives Analysis / Report Preparation	\$ -	\$ -	\$ -	\$ -	\$ -	\$ -	\$ -	\$ -	\$ -
	Project Approval & Environmental Document	\$ 62,741	\$ -	\$ -	\$ -	\$ -	\$ -	\$ -	\$ -	\$ 62,741
	Plans, Specifications & Estimates	\$ 141,849	\$ -	\$ -	\$ -	\$ -	\$ -	\$ -	\$ -	\$ 141,849
	Preliminary Engineering/Planning	\$ -	\$ -	\$ -	\$ -	\$ -	\$ -	\$ -	\$ -	\$ -
	Right of Way & Utility Relocation	\$ 67,996	\$ -	\$ -	\$ -	\$ -	\$ -	\$ -	\$ -	\$ 67,996
	Construction Engineering	\$ 75,905	\$ 2,507	\$ -	\$ -	\$ -	\$ -	\$ -	\$ -	\$ 78,412
	Construction/Implementation	\$ 1,203,301	\$ -	\$ -	\$ -	\$ -	\$ -	\$ -	\$ -	\$ 1,203,301
	Non-Infrastructure (Education Component)	\$ -	\$ 85,000	\$ 19,000	\$ -	\$ -	\$ -	\$ -	\$ -	\$ 104,000
Annual Total		\$ 1,551,791	\$ 87,507	\$ 19,000	\$ -	\$ -	\$ -	\$ -	\$ -	\$ 1,658,298

Project Development Funding										
Code	Project Funding Source	Actuals Prior Years	Est. Actual 2022/2023	2023/2024	2024/2025	2025/2026	2026/2027	2027/2028	2026/Beyond	Total Funding
	General Fund	\$ -	\$ -	\$ -	\$ -	\$ -	\$ -	\$ -	\$ -	\$ -
	Federal Congestion Mitigation Air Quality	\$ -	\$ -	\$ -	\$ -	\$ -	\$ -	\$ -	\$ -	\$ -
	Federal Emergency Relief Program	\$ -	\$ -	\$ -	\$ -	\$ -	\$ -	\$ -	\$ -	\$ -
	Federal Hazard Mitigation Grant Program	\$ -	\$ -	\$ -	\$ -	\$ -	\$ -	\$ -	\$ -	\$ -
	Federal Highway Safety Improvement Program	\$ -	\$ -	\$ -	\$ -	\$ -	\$ -	\$ -	\$ -	\$ -
	Federal, FEMA Public Assistance	\$ -	\$ -	\$ -	\$ -	\$ -	\$ -	\$ -	\$ -	\$ -
	Federal, Economic Development Administration	\$ -	\$ -	\$ -	\$ -	\$ -	\$ -	\$ -	\$ -	\$ -
	Federal, United States Department of Agriculture	\$ -	\$ -	\$ -	\$ -	\$ -	\$ -	\$ -	\$ -	\$ -
	Gas Tax / Streets	\$ -	\$ -	\$ -	\$ -	\$ -	\$ -	\$ -	\$ -	\$ -
2110	Local Transportation / Transit	\$ 259,069	\$ 11,787	\$ 2,557	\$ -	\$ -	\$ -	\$ -	\$ -	\$ 273,413
	Measure "C"/"V"	\$ -	\$ -	\$ -	\$ -	\$ -	\$ -	\$ -	\$ -	\$ -
	Other, Community:	\$ -	\$ -	\$ -	\$ -	\$ -	\$ -	\$ -	\$ -	\$ -
	Other, Federal:	\$ -	\$ -	\$ -	\$ -	\$ -	\$ -	\$ -	\$ -	\$ -
	Other, State:	\$ -	\$ -	\$ -	\$ -	\$ -	\$ -	\$ -	\$ -	\$ -
2133	State Active Transportation Program	\$ 1,292,723	\$ 75,720	\$ 16,443	\$ -	\$ -	\$ -	\$ -	\$ -	\$ 1,384,885
	State Water Board Financial Assistance	\$ -	\$ -	\$ -	\$ -	\$ -	\$ -	\$ -	\$ -	\$ -
	CDBG-DR	\$ -	\$ -	\$ -	\$ -	\$ -	\$ -	\$ -	\$ -	\$ -
	Utility Reimbursements	\$ -	\$ -	\$ -	\$ -	\$ -	\$ -	\$ -	\$ -	\$ -
	Insurance	\$ -	\$ -	\$ -	\$ -	\$ -	\$ -	\$ -	\$ -	\$ -
	Program Participant	\$ -	\$ -	\$ -	\$ -	\$ -	\$ -	\$ -	\$ -	\$ -
	Unfunded	\$ -	\$ -	\$ -	\$ -	\$ -	\$ -	\$ -	\$ -	\$ -
Annual Total		\$ 1,551,792	\$ 87,507	\$ 19,000	\$ -	\$ -	\$ -	\$ -	\$ -	\$ 1,658,298

**Town of Paradise Fiscal Year 2023/2024
Capital Improvement & Disaster Recovery Plan**

Project Title: Paradise Gap Closure Complex	Est. Start Date: 6/1/2017	Project Description Infill of sidewalks, curbs, gutters and bike lanes/routes along Elliott, Birch, Fir, Foster and Black Olive Drive in commercial core.
CIP/DR: CIP	Est. End Date: 12/30/2022	
Project No.: 9385	Department(s): PW	
Grant No.: ATPLSB1 5425 (038)	Funding Status: Secured	

Project Development Costs										
Code	Project Phase / Type	Actuals Prior Years	Est. Actual 2022/2023	2023/2024	2024/2025	2025/2026	2026/2027	2027/2028	2026/Beyond	Total Costs
	Facilities Replacement / Construction	\$ -	\$ -	\$ -	\$ -	\$ -	\$ -	\$ -	\$ -	\$ -
	Equipment Replacement / Construction	\$ -	\$ -	\$ -	\$ -	\$ -	\$ -	\$ -	\$ -	\$ -
	Program Deployment	\$ -	\$ -	\$ -	\$ -	\$ -	\$ -	\$ -	\$ -	\$ -
	Alternatives Analysis / Report Preparation	\$ -	\$ -	\$ -	\$ -	\$ -	\$ -	\$ -	\$ -	\$ -
	Project Approval & Environmental Document	\$ -	\$ -	\$ -	\$ -	\$ -	\$ -	\$ -	\$ -	\$ -
	Plans, Specifications & Estimates	\$ -	\$ -	\$ -	\$ -	\$ -	\$ -	\$ -	\$ -	\$ -
	Preliminary Engineering/Planning	\$ 335,212	\$ -	\$ -	\$ -	\$ -	\$ -	\$ -	\$ -	\$ 335,212
	Right of Way & Utility Relocation	\$ -	\$ -	\$ -	\$ -	\$ -	\$ -	\$ -	\$ -	\$ -
	Construction Engineering	\$ 512,797	\$ 687,203	\$ 100,000	\$ -	\$ -	\$ -	\$ -	\$ -	\$ 1,300,000
	Construction/Implementation	\$ 1,410,265	\$ 2,295,735	\$ 544,000	\$ -	\$ -	\$ -	\$ -	\$ -	\$ 4,250,000
	Non-Infrastructure (Education Component)	\$ -	\$ -	\$ -	\$ -	\$ -	\$ -	\$ -	\$ -	\$ -
Annual Total		\$ 2,258,274	\$ 2,982,938	\$ 644,000	\$ -	\$ -	\$ -	\$ -	\$ -	\$ 5,885,212

Project Development Funding										
Code	Project Funding Source	Actuals Prior Years	Est. Actual 2022/2023	2023/2024	2024/2025	2025/2026	2026/2027	2027/2028	2026/Beyond	Total Funding
	General Fund	\$ -	\$ -	\$ -	\$ -	\$ -	\$ -	\$ -	\$ -	\$ -
2112	Federal Congestion Mitigation Air Quality	\$ 777,033	\$ 1,026,378	\$ 221,589	\$ -	\$ -	\$ -	\$ -	\$ -	\$ 2,025,000
	Federal Emergency Relief Program	\$ -	\$ -	\$ -	\$ -	\$ -	\$ -	\$ -	\$ -	\$ -
	Federal Hazard Mitigation Grant Program	\$ -	\$ -	\$ -	\$ -	\$ -	\$ -	\$ -	\$ -	\$ -
	Federal Highway Safety Improvement Program	\$ -	\$ -	\$ -	\$ -	\$ -	\$ -	\$ -	\$ -	\$ -
	Federal, FEMA Public Assistance	\$ -	\$ -	\$ -	\$ -	\$ -	\$ -	\$ -	\$ -	\$ -
	Federal, Economic Development Administration	\$ -	\$ -	\$ -	\$ -	\$ -	\$ -	\$ -	\$ -	\$ -
	Federal, United States Department of Agriculture	\$ -	\$ -	\$ -	\$ -	\$ -	\$ -	\$ -	\$ -	\$ -
2120	Gas Tax / Streets	\$ 11,209	\$ 14,806	\$ 3,197	\$ -	\$ -	\$ -	\$ -	\$ -	\$ 29,212
	Local Transportation / Transit	\$ -	\$ -	\$ -	\$ -	\$ -	\$ -	\$ -	\$ -	\$ -
	Measure "C"/"V"	\$ -	\$ -	\$ -	\$ -	\$ -	\$ -	\$ -	\$ -	\$ -
	Other, Community:	\$ -	\$ -	\$ -	\$ -	\$ -	\$ -	\$ -	\$ -	\$ -
	Other, Federal:	\$ -	\$ -	\$ -	\$ -	\$ -	\$ -	\$ -	\$ -	\$ -
	Other, State:	\$ -	\$ -	\$ -	\$ -	\$ -	\$ -	\$ -	\$ -	\$ -
2133	State Active Transportation Program	\$ 1,453,148	\$ 1,919,453	\$ 414,399	\$ -	\$ -	\$ -	\$ -	\$ -	\$ 3,787,000
	State Water Board Financial Assistance	\$ -	\$ -	\$ -	\$ -	\$ -	\$ -	\$ -	\$ -	\$ -
	CDBG-DR	\$ -	\$ -	\$ -	\$ -	\$ -	\$ -	\$ -	\$ -	\$ -
	Utility Reimbursements	\$ -	\$ -	\$ 44,000	\$ -	\$ -	\$ -	\$ -	\$ -	\$ 44,000
2090	Insurance	\$ -	\$ -	\$ -	\$ -	\$ -	\$ -	\$ -	\$ -	\$ -
	Program Participant	\$ -	\$ -	\$ -	\$ -	\$ -	\$ -	\$ -	\$ -	\$ -
	Unfunded	\$ -	\$ -	\$ -	\$ -	\$ -	\$ -	\$ -	\$ -	\$ -
Annual Total		\$ 2,241,390	\$ 2,960,636	\$ 683,185	\$ -	\$ -	\$ -	\$ -	\$ -	\$ 5,885,212

**Town of Paradise Fiscal Year 2023/2024
Capital Improvement & Disaster Recovery Plan**

Project Title: Pentz Pathway Project Phase II	Est. Start Date: 7/1/2019	Project Description Construct a grade separated, Class I, bike-ped facility along the west side of Pentz Road between Pearson Rd and Billie Rd (1.63 miles). This project will tie into funded improvements between Bille Road and Wagstaff Road. Right-of-Way and construction funding have not been secured for this project.
CIP/DR: CIP	Est. End Date: 12/31/2027	
Project No.: 9389	Department(s): PW	
Grant No.: CML 5425 (042)	Funding Status: Partial	

Project Development Costs										
Code	Project Phase / Type	Actuals Prior Years	Est. Actual 2022/2023	2023/2024	2024/2025	2025/2026	2026/2027	2027/2028	2028/Beyond	Total Costs
	Facilities Replacement / Construction	\$ -	\$ -	\$ -	\$ -	\$ -	\$ -	\$ -	\$ -	\$ -
	Equipment Replacement / Construction	\$ -	\$ -	\$ -	\$ -	\$ -	\$ -	\$ -	\$ -	\$ -
	Program Deployment	\$ -	\$ -	\$ -	\$ -	\$ -	\$ -	\$ -	\$ -	\$ -
	Alternatives Analysis / Report Preparation	\$ -	\$ -	\$ -	\$ -	\$ -	\$ -	\$ -	\$ -	\$ -
	Project Approval & Environmental Document	\$ 50,000	\$ -	\$ -	\$ -	\$ -	\$ -	\$ -	\$ -	\$ 50,000
	Plans, Specifications & Estimates	\$ -	\$ -	\$ -	\$ -	\$ -	\$ -	\$ -	\$ -	\$ -
	Preliminary Engineering/Planning	\$ 576,803	\$ 173,197	\$ 150,000	\$ -	\$ -	\$ -	\$ -	\$ -	\$ 900,000
	Right of Way & Utility Relocation	\$ -	\$ -	\$ 1,000,000	\$ 1,000,000	\$ -	\$ -	\$ -	\$ -	\$ 2,000,000
	Construction Engineering	\$ -	\$ -	\$ -	\$ -	\$ 1,250,000	\$ 1,150,000	\$ 100,000	\$ -	\$ 2,500,000
	Construction/Implementation	\$ -	\$ -	\$ -	\$ -	\$ 8,971,500	\$ 8,971,500	\$ 416,000	\$ -	\$ 18,359,000
	Non-Infrastructure (Education Component)	\$ -	\$ -	\$ -	\$ -	\$ -	\$ -	\$ -	\$ -	\$ -
Annual Total		\$ 626,803	\$ 173,197	\$ 1,150,000	\$ 1,000,000	\$ 10,221,500	\$ 10,121,500	\$ 516,000	\$ -	\$ 23,809,000

Project Development Funding										
Code	Project Funding Source	Actuals Prior Years	Est. Actual 2022/2023	2023/2024	2024/2025	2025/2026	2026/2027	2027/2028	2028/Beyond	Total Funding
	General Fund	\$ -	\$ -	\$ -	\$ -	\$ -	\$ -	\$ -	\$ -	\$ -
2112	Federal Congestion Mitigation Air Quality	\$ 626,803	\$ 73,197	\$ -	\$ -	\$ -	\$ -	\$ -	\$ -	\$ 700,000
	Federal Emergency Relief Program	\$ -	\$ -	\$ -	\$ -	\$ -	\$ -	\$ -	\$ -	\$ -
	Federal Hazard Mitigation Grant Program	\$ -	\$ -	\$ -	\$ -	\$ -	\$ -	\$ -	\$ -	\$ -
	Federal Highway Safety Improvement Program	\$ -	\$ -	\$ -	\$ -	\$ -	\$ -	\$ -	\$ -	\$ -
	Federal, FEMA Public Assistance	\$ -	\$ -	\$ -	\$ -	\$ -	\$ -	\$ -	\$ -	\$ -
	Federal, Economic Development Administration	\$ -	\$ -	\$ -	\$ -	\$ -	\$ -	\$ -	\$ -	\$ -
	Federal, United States Department of Agriculture	\$ -	\$ -	\$ -	\$ -	\$ -	\$ -	\$ -	\$ -	\$ -
	Gas Tax / Streets	\$ -	\$ -	\$ -	\$ -	\$ -	\$ -	\$ -	\$ -	\$ -
	Local Transportation / Transit	\$ -	\$ -	\$ -	\$ -	\$ -	\$ -	\$ -	\$ -	\$ -
	Measure "C"/"V"	\$ -	\$ -	\$ -	\$ -	\$ -	\$ -	\$ -	\$ -	\$ -
	Other, Community:	\$ -	\$ -	\$ -	\$ -	\$ -	\$ -	\$ -	\$ -	\$ -
	Other, Federal:	\$ -	\$ -	\$ -	\$ -	\$ -	\$ -	\$ -	\$ -	\$ -
	Other, State:	\$ -	\$ -	\$ -	\$ -	\$ -	\$ -	\$ -	\$ -	\$ -
2133	State Active Transportation Program	\$ -	\$ -	\$ 1,124,000	\$ 974,000	\$ 9,955,500	\$ 9,955,500	\$ -	\$ -	\$ 22,009,000
	State Water Board Financial Assistance	\$ -	\$ -	\$ -	\$ -	\$ -	\$ -	\$ -	\$ -	\$ -
2301	CDBG-DR	\$ -	\$ 100,000	\$ 26,000	\$ 26,000	\$ 266,000	\$ 166,000	\$ 516,000	\$ -	\$ 1,100,000
	Utility Reimbursements	\$ -	\$ -	\$ -	\$ -	\$ -	\$ -	\$ -	\$ -	\$ -
	Insurance	\$ -	\$ -	\$ -	\$ -	\$ -	\$ -	\$ -	\$ -	\$ -
	Program Participant	\$ -	\$ -	\$ -	\$ -	\$ -	\$ -	\$ -	\$ -	\$ -
	Unfunded	\$ -	\$ -	\$ -	\$ -	\$ -	\$ -	\$ -	\$ -	\$ -
Annual Total		\$ 626,803	\$ 173,197	\$ 1,150,000	\$ 1,000,000	\$ 10,221,500	\$ 10,121,500	\$ 516,000	\$ -	\$ 23,809,000

**Town of Paradise Fiscal Year 2023/2024
Capital Improvement & Disaster Recovery Plan**

Project Title: Skyway-Neal Bike-Ped Project	Est. Start Date: 7/1/2019	Project Description Along Neal Road, construct a grade separated, Class I, bike-ped facility along the west side of Neal Road within the project limits. This component will tie into project will tie into Butte County Class II Bike Lanes which terminate at Town Limits, bringing both novice and experienced bicyclists and pedestrians to existing the 5-mile Class I facility at the Neal/Skyway intersection. Along Skyway, infill all missing sidewalks to connect to area resources and government facilities. Right-of-Way and construction funding have not been secured for this project.
CIP/DR: CIP	Est. End Date: 12/31/2025	
Project No.: 9390	Department(s): PW	
Grant No.: CML 5425 (043)	Funding Status: Secured	

Project Development Costs											
Code	Project Phase / Type	Actuals Prior Years	Est. Actual 2022/2023	2023/2024	2024/2025	2025/2026	2026/2027	2027/2028	2026/Beyond	Total Costs	
	Facilities Replacement / Construction	\$ -	\$ -	\$ -	\$ -	\$ -	\$ -	\$ -	\$ -	\$ -	
	Equipment Replacement / Construction	\$ -	\$ -	\$ -	\$ -	\$ -	\$ -	\$ -	\$ -	\$ -	
	Program Deployment	\$ -	\$ -	\$ -	\$ -	\$ -	\$ -	\$ -	\$ -	\$ -	
	Alternatives Analysis / Report Preparation	\$ -	\$ -	\$ -	\$ -	\$ -	\$ -	\$ -	\$ -	\$ -	
	Project Approval & Environmental Document	\$ -	\$ -	\$ -	\$ -	\$ -	\$ -	\$ -	\$ -	\$ -	
	Plans, Specifications & Estimates	\$ -	\$ -	\$ 352,000	\$ 98,000	\$ -	\$ -	\$ -	\$ -	\$ 450,000	
	Preliminary Engineering/Planning	\$ 178,271	\$ 95,000	\$ 276,729	\$ -	\$ -	\$ -	\$ -	\$ -	\$ 550,000	
	Right of Way & Utility Relocation	\$ -	\$ -	\$ 764,000	\$ 743,000	\$ -	\$ -	\$ -	\$ -	\$ 1,507,000	
	Construction Engineering	\$ -	\$ -	\$ -	\$ 700,000	\$ 700,000	\$ -	\$ -	\$ -	\$ 1,400,000	
	Construction/Implementation	\$ -	\$ -	\$ -	\$ 4,704,000	\$ 5,087,000	\$ -	\$ -	\$ -	\$ 9,791,000	
	Non-Infrastructure (Education Component)	\$ -	\$ -	\$ -	\$ -	\$ -	\$ -	\$ -	\$ -	\$ -	
Annual Total		\$ 178,271	\$ 95,000	\$ 1,392,729	\$ 6,245,000	\$ 5,787,000	\$ -	\$ -	\$ -	\$ 13,698,000	

Project Development Funding											
Code	Project Funding Source	Actuals Prior Years	Est. Actual 2022/2023	2023/2024	2024/2025	2025/2026	2026/2027	2027/2028	2026/Beyond	Total Funding	
	General Fund	\$ -	\$ -	\$ -	\$ -	\$ -	\$ -	\$ -	\$ -	\$ -	
2112	Federal Congestion Mitigation Air Quality	\$ 178,271	\$ 95,000	\$ 276,729	\$ -	\$ -	\$ -	\$ -	\$ -	\$ 550,000	
	Federal Emergency Relief Program	\$ -	\$ -	\$ -	\$ -	\$ -	\$ -	\$ -	\$ -	\$ -	
	Federal Hazard Mitigation Grant Program	\$ -	\$ -	\$ -	\$ -	\$ -	\$ -	\$ -	\$ -	\$ -	
	Federal Highway Safety Improvement Program	\$ -	\$ -	\$ -	\$ -	\$ -	\$ -	\$ -	\$ -	\$ -	
	Federal, FEMA Public Assistance	\$ -	\$ -	\$ -	\$ -	\$ -	\$ -	\$ -	\$ -	\$ -	
	Federal, Economic Development Administration	\$ -	\$ -	\$ -	\$ -	\$ -	\$ -	\$ -	\$ -	\$ -	
	Federal, United States Department of Agriculture	\$ -	\$ -	\$ -	\$ -	\$ -	\$ -	\$ -	\$ -	\$ -	
	Gas Tax / Streets	\$ -	\$ -	\$ -	\$ -	\$ -	\$ -	\$ -	\$ -	\$ -	
	Local Transportation / Transit	\$ -	\$ -	\$ -	\$ -	\$ -	\$ -	\$ -	\$ -	\$ -	
	Measure "C"/"V"	\$ -	\$ -	\$ -	\$ -	\$ -	\$ -	\$ -	\$ -	\$ -	
	Other, Community:	\$ -	\$ -	\$ -	\$ -	\$ -	\$ -	\$ -	\$ -	\$ -	
	Other, Federal:	\$ -	\$ -	\$ -	\$ -	\$ -	\$ -	\$ -	\$ -	\$ -	
	Other, State:	\$ -	\$ -	\$ -	\$ -	\$ -	\$ -	\$ -	\$ -	\$ -	
	State Active Transportation Program	\$ -	\$ -	\$ 1,095,000	\$ 5,998,000	\$ 5,255,000	\$ -	\$ -	\$ -	\$ 12,348,000	
	State Water Board Financial Assistance	\$ -	\$ -	\$ -	\$ -	\$ -	\$ -	\$ -	\$ -	\$ -	
	CDBG-DR	\$ -	\$ -	\$ 21,000	\$ 149,000	\$ 630,000	\$ -	\$ -	\$ -	\$ 800,000	
	Utility Reimbursements	\$ -	\$ -	\$ -	\$ -	\$ -	\$ -	\$ -	\$ -	\$ -	
	Insurance	\$ -	\$ -	\$ -	\$ -	\$ -	\$ -	\$ -	\$ -	\$ -	
	Program Participant	\$ -	\$ -	\$ -	\$ -	\$ -	\$ -	\$ -	\$ -	\$ -	
	Unfunded	\$ -	\$ -	\$ -	\$ -	\$ -	\$ -	\$ -	\$ -	\$ -	
Annual Total		\$ 178,271	\$ 95,000	\$ 1,392,729	\$ 6,147,000	\$ 5,885,000	\$ -	\$ -	\$ -	\$ 13,698,000	

**Town of Paradise Fiscal Year 2023/2024
Capital Improvement & Disaster Recovery Plan**

Project Title: Oliver Curve Pathway Project	Est. Start Date: 7/1/2019	Project Description Along Oliver Road, construct a grade separated, Class I, bike-ped facility along the west side of Oliver Road within the project limits. This project is a proactive safety effort to protect bicyclists and pedestrians along a heavily traveled corridor around a horizontal curve. In this location, the many daily bicyclists and pedestrians are forced to walk the edge line, causing vehicles to swerve into oncoming traffic. Right-of-Way and construction funding have not been secured for this project.
CIP/DR: CIP	Est. End Date: 12/31/2025	
Project No.: 9391	Department(s): PW	
Grant No.: CML 5425 (044)	Funding Status: Secured	

Project Development Costs										
Code	Project Phase / Type	Actuals Prior Years	Est. Actual 2022/2023	2023/2024	2024/2025	2025/2026	2026/2027	2027/2028	2026/Beyond	Total Costs
	Facilities Replacement / Construction	\$ -	\$ -	\$ -	\$ -	\$ -	\$ -	\$ -	\$ -	\$ -
	Equipment Replacement / Construction	\$ -	\$ -	\$ -	\$ -	\$ -	\$ -	\$ -	\$ -	\$ -
	Program Deployment	\$ -	\$ -	\$ -	\$ -	\$ -	\$ -	\$ -	\$ -	\$ -
	Alternatives Analysis / Report Preparation	\$ -	\$ -	\$ -	\$ -	\$ -	\$ -	\$ -	\$ -	\$ -
	Project Approval & Environmental Document	\$ -	\$ -	\$ -	\$ -	\$ -	\$ -	\$ -	\$ -	\$ -
	Plans, Specifications & Estimates	\$ -	\$ -	\$ 400,000	\$ 120,000	\$ -	\$ -	\$ -	\$ -	\$ 520,000
	Preliminary Engineering/Planning	\$ 206,400	\$ 120,000	\$ 123,600	\$ -	\$ -	\$ -	\$ -	\$ -	\$ 450,000
	Right of Way & Utility Relocation	\$ -	\$ -	\$ 1,000,000	\$ 774,000	\$ -	\$ -	\$ -	\$ -	\$ 1,774,000
	Construction Engineering	\$ -	\$ -	\$ -	\$ 620,000	\$ 620,000	\$ -	\$ -	\$ -	\$ 1,240,000
	Construction/Implementation	\$ -	\$ -	\$ -	\$ 4,783,000	\$ 4,783,000	\$ -	\$ -	\$ -	\$ 9,566,000
	Non-Infrastructure (Education Component)	\$ -	\$ -	\$ -	\$ -	\$ -	\$ -	\$ -	\$ -	\$ -
Annual Total		\$ 206,400	\$ 120,000	\$ 1,523,600	\$ 6,297,000	\$ 5,403,000	\$ -	\$ -	\$ -	\$ 13,550,000

Project Development Funding										
Code	Project Funding Source	Actuals Prior Years	Est. Actual 2022/2023	2023/2024	2024/2025	2025/2026	2026/2027	2027/2028	2026/Beyond	Total Funding
	General Fund	\$ -	\$ -	\$ -	\$ -	\$ -	\$ -	\$ -	\$ -	\$ -
2112	Federal Congestion Mitigation Air Quality	\$ 206,400	\$ 120,000	\$ 123,600	\$ -	\$ -	\$ -	\$ -	\$ -	\$ 450,000
	Federal Emergency Relief Program	\$ -	\$ -	\$ -	\$ -	\$ -	\$ -	\$ -	\$ -	\$ -
	Federal Hazard Mitigation Grant Program	\$ -	\$ -	\$ -	\$ -	\$ -	\$ -	\$ -	\$ -	\$ -
	Federal Highway Safety Improvement Program	\$ -	\$ -	\$ -	\$ -	\$ -	\$ -	\$ -	\$ -	\$ -
	Federal, FEMA Public Assistance	\$ -	\$ -	\$ -	\$ -	\$ -	\$ -	\$ -	\$ -	\$ -
	Federal, Economic Development Administration	\$ -	\$ -	\$ -	\$ -	\$ -	\$ -	\$ -	\$ -	\$ -
	Federal, United States Department of Agriculture	\$ -	\$ -	\$ -	\$ -	\$ -	\$ -	\$ -	\$ -	\$ -
	Gas Tax / Streets	\$ -	\$ -	\$ -	\$ -	\$ -	\$ -	\$ -	\$ -	\$ -
2110	Local Transportation / Transit	\$ -	\$ -	\$ -	\$ -	\$ -	\$ -	\$ -	\$ -	\$ -
	Measure "C"/"V"	\$ -	\$ -	\$ -	\$ -	\$ -	\$ -	\$ -	\$ -	\$ -
	Other, Community:	\$ -	\$ -	\$ -	\$ -	\$ -	\$ -	\$ -	\$ -	\$ -
	Other, Federal:	\$ -	\$ -	\$ -	\$ -	\$ -	\$ -	\$ -	\$ -	\$ -
	Other, State:	\$ -	\$ -	\$ -	\$ -	\$ -	\$ -	\$ -	\$ -	\$ -
	State Active Transportation Program	\$ -	\$ -	\$ -	\$ -	\$ -	\$ -	\$ -	\$ -	\$ -
	State Water Board Financial Assistance	\$ -	\$ -	\$ -	\$ -	\$ -	\$ -	\$ -	\$ -	\$ -
2301	CDBG-DR	\$ -	\$ -	\$ 1,400,000	\$ 4,300,000	\$ 7,400,000	\$ -	\$ -	\$ -	\$ 13,100,000
	Utility Reimbursements	\$ -	\$ -	\$ -	\$ -	\$ -	\$ -	\$ -	\$ -	\$ -
	Insurance	\$ -	\$ -	\$ -	\$ -	\$ -	\$ -	\$ -	\$ -	\$ -
	Program Participant	\$ -	\$ -	\$ -	\$ -	\$ -	\$ -	\$ -	\$ -	\$ -
	Unfunded	\$ -	\$ -	\$ -	\$ -	\$ -	\$ -	\$ -	\$ -	\$ -
Annual Total		\$ 206,400	\$ 120,000	\$ 1,523,600	\$ 4,300,000	\$ 7,400,000	\$ -	\$ -	\$ -	\$ 13,550,000

**Town of Paradise Fiscal Year 2023/2024
Capital Improvement & Disaster Recovery Plan**

Project Title: Paradise Sewer Project	Est. Start Date: 1/1/2020	Project Description Paradise Sewer Project that proposes to connect 1,483 parcels in the Sewer Service Area. 18 mile export pipeline to the City of Chico WPCP. Progressive Design Build Contract and Owner's Agent Services.
CIP/DR: CIP	Est. End Date: 6/30/2028	
Project No.: 9394	Department(s): PW	
Grant No.: N/A	Funding Status: Secured	

Project Development Costs										
Code	Project Phase / Type	Actuals Prior Years	Est. Actual 2022/2023	2023/2024	2024/2025	2025/2026	2026/2027	2027/2028	2028/Beyond	Total Costs
	Facilities Replacement / Construction	\$ -	\$ -	\$ -	\$ -	\$ -	\$ -	\$ 100,000	\$ 500,000	\$ 600,000
	Equipment Replacement / Construction	\$ -	\$ -	\$ -	\$ -	\$ -	\$ -	\$ -	\$ -	\$ -
	Program Deployment	\$ -	\$ -	\$ -	\$ -	\$ -	\$ -	\$ 2,000,000	\$ 2,000,000	\$ 4,000,000
	Alternatives Analysis / Report Preparation	\$ -	\$ -	\$ -	\$ -	\$ -	\$ -	\$ -	\$ -	\$ -
	Project Approval & Environmental Document	\$ 959,282	\$ 742,523	\$ 5,000,000	\$ -	\$ -	\$ -	\$ -	\$ -	\$ 6,701,805
	Plans, Specifications & Estimates	\$ -	\$ -	\$ -	\$ -	\$ -	\$ -	\$ -	\$ -	\$ -
	Preliminary Engineering/Planning	\$ -	\$ -	\$ 25,000,000	\$ -	\$ -	\$ -	\$ -	\$ -	\$ 25,000,000
	Right of Way & Utility Relocation	\$ -	\$ -	\$ 5,000,000	\$ -	\$ -	\$ -	\$ -	\$ -	\$ 5,000,000
	Construction Engineering	\$ -	\$ -	\$ 10,000,000	\$ -	\$ -	\$ -	\$ -	\$ -	\$ 10,000,000
	Construction/Implementation	\$ -	\$ -	\$ 1,753,576	\$ 60,000,000	\$ 50,000,000	\$ 50,000,000	\$ -	\$ -	\$ 161,753,576
	Non-Infrastructure (Education Component)	\$ -	\$ -	\$ -	\$ -	\$ -	\$ -	\$ -	\$ -	\$ -
Annual Total		\$ 959,282	\$ 742,523	\$ 46,753,576	\$ 60,000,000	\$ 50,000,000	\$ 50,000,000	\$ 2,100,000	\$ 2,500,000	\$ 213,055,381

Project Development Funding										
Code	Project Funding Source	Actuals Prior Years	Est. Actual 2022/2023	2023/2024	2024/2025	2025/2026	2026/2027	2027/2028	2028/Beyond	Total Funding
	General Fund	\$ -	\$ -	\$ -	\$ -	\$ -	\$ -	\$ -	\$ -	\$ -
	Federal Congestion Mitigation Air Quality	\$ -	\$ -	\$ -	\$ -	\$ -	\$ -	\$ -	\$ -	\$ -
	Federal Emergency Relief Program	\$ -	\$ -	\$ -	\$ -	\$ -	\$ -	\$ -	\$ -	\$ -
	Federal Hazard Mitigation Grant Program	\$ -	\$ -	\$ -	\$ -	\$ -	\$ -	\$ -	\$ -	\$ -
	Federal Highway Safety Improvement Program	\$ -	\$ -	\$ -	\$ -	\$ -	\$ -	\$ -	\$ -	\$ -
	Federal, FEMA Public Assistance	\$ -	\$ -	\$ -	\$ -	\$ -	\$ -	\$ -	\$ -	\$ -
	Federal, Economic Development Administration	\$ -	\$ -	\$ -	\$ -	\$ -	\$ -	\$ -	\$ -	\$ -
2138	Federal, United States Department of Agriculture	\$ -	\$ -	\$ -	\$ -	\$ -	\$ -	\$ -	\$ -	\$ -
	Gas Tax / Streets	\$ -	\$ -	\$ -	\$ -	\$ -	\$ -	\$ -	\$ -	\$ -
	Local Transportation / Transit	\$ -	\$ -	\$ -	\$ -	\$ -	\$ -	\$ -	\$ -	\$ -
	Measure "C"/"V"	\$ -	\$ -	\$ -	\$ -	\$ -	\$ -	\$ -	\$ -	\$ -
	Other, Community:	\$ -	\$ -	\$ -	\$ -	\$ -	\$ -	\$ -	\$ -	\$ -
	Other, Federal:	\$ -	\$ -	\$ -	\$ -	\$ -	\$ -	\$ -	\$ -	\$ -
2090	Other, State:	\$ 959,282	\$ -	\$ -	\$ -	\$ -	\$ -	\$ -	\$ -	\$ 959,282
	State Active Transportation Program	\$ -	\$ -	\$ -	\$ -	\$ -	\$ -	\$ -	\$ -	\$ -
2130	State Water Board Financial Assistance	\$ -	\$ 742,523	\$ -	\$ -	\$ -	\$ -	\$ -	\$ -	\$ 742,523
2301	CDBG-DR	\$ -	\$ -	\$ 46,753,576	\$ -	\$ -	\$ -	\$ -	\$ -	\$ 46,753,576
	Utility Reimbursements	\$ -	\$ -	\$ -	\$ -	\$ -	\$ -	\$ -	\$ -	\$ -
	Insurance	\$ -	\$ -	\$ -	\$ -	\$ -	\$ -	\$ -	\$ -	\$ -
	Program Participant	\$ -	\$ -	\$ -	\$ -	\$ -	\$ -	\$ -	\$ -	\$ -
	Unfunded	\$ -	\$ -	\$ -	\$ 60,000,000	\$ 50,000,000	\$ 50,000,000	\$ 2,100,000	\$ 2,500,000	\$ 164,600,000
Annual Total		\$ 959,282	\$ 742,523	\$ 46,753,576	\$ 60,000,000	\$ 50,000,000	\$ 50,000,000	\$ 2,100,000	\$ 2,500,000	\$ 213,055,381

**Town of Paradise Fiscal Year 2023/2024
Capital Improvement & Disaster Recovery Plan**

Project Title: Systemic Intersection Safety Improvements	Est. Start Date: 8/15/2019	Project Description Systemically improve (16) stop-controlled intersections at various locations town wide.
CIP/DR: CIP	Est. End Date: 6/30/2024	
Project No.: 9408	Department(s): PW	
Grant No.: HSIPL 5425 (041)	Funding Status: Secured	

Project Development Costs										
Code	Project Phase / Type	Actuals Prior Years	Est. Actual 2022/2023	2023/2024	2024/2025	2025/2026	2026/2027	2027/2028	2026/Beyond	Total Costs
	Facilities Replacement / Construction	\$ -	\$ -	\$ -	\$ -	\$ -	\$ -	\$ -	\$ -	\$ -
	Equipment Replacement / Construction	\$ -	\$ -	\$ -	\$ -	\$ -	\$ -	\$ -	\$ -	\$ -
	Program Deployment	\$ -	\$ -	\$ -	\$ -	\$ -	\$ -	\$ -	\$ -	\$ -
	Alternatives Analysis / Report Preparation	\$ -	\$ -	\$ -	\$ -	\$ -	\$ -	\$ -	\$ -	\$ -
	Project Approval & Environmental Document Plans, Specifications & Estimates	\$ -	\$ -	\$ -	\$ -	\$ -	\$ -	\$ -	\$ -	\$ -
	Preliminary Engineering/Planning	\$ 166,270	\$ 17,313	\$ -	\$ -	\$ -	\$ -	\$ -	\$ -	\$ 183,583
	Right of Way & Utility Relocation	\$ -	\$ -	\$ -	\$ -	\$ -	\$ -	\$ -	\$ -	\$ -
	Construction Engineering	\$ -	\$ 5,000	\$ 24,993	\$ 24,993	\$ -	\$ -	\$ -	\$ -	\$ 54,986
	Construction/Implementation	\$ -	\$ -	\$ 183,279	\$ 183,279	\$ -	\$ -	\$ -	\$ -	\$ 366,558
	Non-Infrastructure (Education Component)	\$ -	\$ -	\$ -	\$ -	\$ -	\$ -	\$ -	\$ -	\$ -
Annual Total		\$ 166,270	\$ 22,313	\$ 208,272	\$ 208,272	\$ -	\$ -	\$ -	\$ -	\$ 605,127

Project Development Funding										
Code	Project Funding Source	Actuals Prior Years	Est. Actual 2022/2023	2023/2024	2024/2025	2025/2026	2026/2027	2027/2028	2026/Beyond	Total Funding
	General Fund	\$ -	\$ -	\$ -	\$ -	\$ -	\$ -	\$ -	\$ -	\$ -
	Federal Congestion Mitigation Air Quality	\$ -	\$ -	\$ -	\$ -	\$ -	\$ -	\$ -	\$ -	\$ -
	Federal Emergency Relief Program	\$ -	\$ -	\$ -	\$ -	\$ -	\$ -	\$ -	\$ -	\$ -
	Federal Hazard Mitigation Grant Program	\$ -	\$ -	\$ -	\$ -	\$ -	\$ -	\$ -	\$ -	\$ -
2132	Federal Highway Safety Improvement Program	\$ 149,643	\$ 20,082	\$ 187,445	\$ 187,445	\$ -	\$ -	\$ -	\$ -	\$ 544,614
	Federal, FEMA Public Assistance	\$ -	\$ -	\$ -	\$ -	\$ -	\$ -	\$ -	\$ -	\$ -
	Federal, Economic Development Administration	\$ -	\$ -	\$ -	\$ -	\$ -	\$ -	\$ -	\$ -	\$ -
	Federal, United States Department of Agriculture	\$ -	\$ -	\$ -	\$ -	\$ -	\$ -	\$ -	\$ -	\$ -
	Gas Tax / Streets	\$ -	\$ -	\$ -	\$ -	\$ -	\$ -	\$ -	\$ -	\$ -
2110	Local Transportation / Transit	\$ 16,627	\$ 2,231	\$ 20,827	\$ 20,827	\$ -	\$ -	\$ -	\$ -	\$ 60,513
	Measure "C"/"V"	\$ -	\$ -	\$ -	\$ -	\$ -	\$ -	\$ -	\$ -	\$ -
	Other, Community:	\$ -	\$ -	\$ -	\$ -	\$ -	\$ -	\$ -	\$ -	\$ -
	Other, Federal:	\$ -	\$ -	\$ -	\$ -	\$ -	\$ -	\$ -	\$ -	\$ -
	Other, State:	\$ -	\$ -	\$ -	\$ -	\$ -	\$ -	\$ -	\$ -	\$ -
	State Active Transportation Program	\$ -	\$ -	\$ -	\$ -	\$ -	\$ -	\$ -	\$ -	\$ -
	State Water Board Financial Assistance	\$ -	\$ -	\$ -	\$ -	\$ -	\$ -	\$ -	\$ -	\$ -
	CDBG-DR	\$ -	\$ -	\$ -	\$ -	\$ -	\$ -	\$ -	\$ -	\$ -
	Utility Reimbursements	\$ -	\$ -	\$ -	\$ -	\$ -	\$ -	\$ -	\$ -	\$ -
	Insurance	\$ -	\$ -	\$ -	\$ -	\$ -	\$ -	\$ -	\$ -	\$ -
	Program Participant	\$ -	\$ -	\$ -	\$ -	\$ -	\$ -	\$ -	\$ -	\$ -
	Unfunded	\$ -	\$ -	\$ -	\$ -	\$ -	\$ -	\$ -	\$ -	\$ -
Annual Total		\$ 166,270	\$ 22,313	\$ 208,272	\$ 208,272	\$ -	\$ -	\$ -	\$ -	\$ 605,127

**Town of Paradise Fiscal Year 2023/2024
Capital Improvement & Disaster Recovery Plan**

Project Title: Pavement Management Program Update 2022	Est. Start Date: 7/1/2022	Project Description Preparation of comprehensive Pavement Management Program update.
CIP/DR: CIP	Est. End Date: 6/30/2023	
Project No.: 9416	Department(s): PW	
Grant No.: N/A	Funding Status: Secured	

Project Development Costs										
Code	Project Phase / Type	Actuals Prior Years	Est. Actual 2022/2023	2023/2024	2024/2025	2025/2026	2026/2027	2027/2028	2026/Beyond	Total Costs
	Facilities Replacement / Construction	\$ -	\$ -	\$ -	\$ -	\$ -	\$ -	\$ -	\$ -	\$ -
	Equipment Replacement / Construction	\$ -	\$ -	\$ -	\$ -	\$ -	\$ -	\$ -	\$ -	\$ -
	Program Deployment	\$ -	\$ -	\$ -	\$ -	\$ -	\$ -	\$ -	\$ -	\$ -
	Alternatives Analysis / Report Preparation	\$ -	\$ 11,564	\$ -	\$ -	\$ -	\$ -	\$ -	\$ -	\$ 11,564
	Project Approval & Environmental Document	\$ -	\$ -	\$ -	\$ -	\$ -	\$ -	\$ -	\$ -	\$ -
	Plans, Specifications & Estimates	\$ -	\$ -	\$ -	\$ -	\$ -	\$ -	\$ -	\$ -	\$ -
	Preliminary Engineering/Planning	\$ -	\$ -	\$ -	\$ -	\$ -	\$ -	\$ -	\$ -	\$ -
	Right of Way & Utility Relocation	\$ -	\$ -	\$ -	\$ -	\$ -	\$ -	\$ -	\$ -	\$ -
	Construction Engineering	\$ -	\$ -	\$ -	\$ -	\$ -	\$ -	\$ -	\$ -	\$ -
	Construction/Implementation	\$ -	\$ -	\$ -	\$ -	\$ -	\$ -	\$ -	\$ -	\$ -
	Non-Infrastructure (Education Component)	\$ -	\$ -	\$ -	\$ -	\$ -	\$ -	\$ -	\$ -	\$ -
Annual Total		\$ -	\$ 11,564	\$ -	\$ -	\$ -	\$ -	\$ -	\$ -	\$ 11,564

Project Development Funding										
Code	Project Funding Source	Actuals Prior Years	Est. Actual 2022/2023	2023/2024	2024/2025	2025/2026	2026/2027	2027/2028	2026/Beyond	Total Funding
	General Fund	\$ -	\$ -	\$ -	\$ -	\$ -	\$ -	\$ -	\$ -	\$ -
	Federal Congestion Mitigation Air Quality	\$ -	\$ -	\$ -	\$ -	\$ -	\$ -	\$ -	\$ -	\$ -
	Federal Emergency Relief Program	\$ -	\$ -	\$ -	\$ -	\$ -	\$ -	\$ -	\$ -	\$ -
	Federal Hazard Mitigation Grant Program	\$ -	\$ -	\$ -	\$ -	\$ -	\$ -	\$ -	\$ -	\$ -
	Federal Highway Safety Improvement Program	\$ -	\$ -	\$ -	\$ -	\$ -	\$ -	\$ -	\$ -	\$ -
	Federal, FEMA Public Assistance	\$ -	\$ -	\$ -	\$ -	\$ -	\$ -	\$ -	\$ -	\$ -
	Federal, Economic Development Administration	\$ -	\$ -	\$ -	\$ -	\$ -	\$ -	\$ -	\$ -	\$ -
	Federal, United States Department of Agriculture	\$ -	\$ -	\$ -	\$ -	\$ -	\$ -	\$ -	\$ -	\$ -
2120	Gas Tax / Streets	\$ -	\$ 11,564	\$ -	\$ -	\$ -	\$ -	\$ -	\$ -	\$ 11,564
	Local Transportation / Transit	\$ -	\$ -	\$ -	\$ -	\$ -	\$ -	\$ -	\$ -	\$ -
	Measure "C"/"V"	\$ -	\$ -	\$ -	\$ -	\$ -	\$ -	\$ -	\$ -	\$ -
	Other, Community:	\$ -	\$ -	\$ -	\$ -	\$ -	\$ -	\$ -	\$ -	\$ -
	Other, Federal:	\$ -	\$ -	\$ -	\$ -	\$ -	\$ -	\$ -	\$ -	\$ -
	Other, State:	\$ -	\$ -	\$ -	\$ -	\$ -	\$ -	\$ -	\$ -	\$ -
	State Active Transportation Program	\$ -	\$ -	\$ -	\$ -	\$ -	\$ -	\$ -	\$ -	\$ -
	State Water Board Financial Assistance	\$ -	\$ -	\$ -	\$ -	\$ -	\$ -	\$ -	\$ -	\$ -
	CDBG-DR	\$ -	\$ -	\$ -	\$ -	\$ -	\$ -	\$ -	\$ -	\$ -
	Utility Reimbursements	\$ -	\$ -	\$ -	\$ -	\$ -	\$ -	\$ -	\$ -	\$ -
	Insurance	\$ -	\$ -	\$ -	\$ -	\$ -	\$ -	\$ -	\$ -	\$ -
	Program Participant	\$ -	\$ -	\$ -	\$ -	\$ -	\$ -	\$ -	\$ -	\$ -
	Unfunded	\$ -	\$ -	\$ -	\$ -	\$ -	\$ -	\$ -	\$ -	\$ -
Annual Total		\$ -	\$ 11,564	\$ -	\$ -	\$ -	\$ -	\$ -	\$ -	\$ 11,564

**Town of Paradise Fiscal Year 2023/2024
Capital Improvement & Disaster Recovery Plan**

Project Title: CDBG Sidewalk Improvements 2022	Est. Start Date: 7/1/2022	Project Description The proposed project along Skyway between Neal Road and Bille Road will infill sidewalks where none currently exist. The highest priority locations will be infilled, enabling equitable access to critical destinations such as local markets, transit stops, pharmacies and community services. Construction work includes the installation of new sidewalks behind existing curbs and gutters and may require minor adjustments of utility lids to grade, minor grading and other associated work to meet current sidewalk design standards. The project is funded by the California Department of Housing and Community Development's Community Development Block Grant (CDBG) program funds.
CIP/DR: CIP	Est. End Date: 6/30/2023	
Project No.: 9417	Department(s): PW	
Grant No.: CDBG HUD	Funding Status: Secured	

Project Development Costs										
Code	Project Phase / Type	Actuals Prior Years	Est. Actual 2022/2023	2023/2024	2024/2025	2025/2026	2026/2027	2027/2028	2026/Beyond	Total Costs
	Facilities Replacement / Construction	\$ -	\$ -	\$ -	\$ -	\$ -	\$ -	\$ -	\$ -	\$ -
	Equipment Replacement / Construction	\$ -	\$ -	\$ -	\$ -	\$ -	\$ -	\$ -	\$ -	\$ -
	Program Deployment	\$ -	\$ -	\$ -	\$ -	\$ -	\$ -	\$ -	\$ -	\$ -
	Alternatives Analysis / Report Preparation	\$ -	\$ -	\$ -	\$ -	\$ -	\$ -	\$ -	\$ -	\$ -
	Project Approval & Environmental Document	\$ -	\$ -	\$ -	\$ -	\$ -	\$ -	\$ -	\$ -	\$ -
	Plans, Specifications & Estimates	\$ -	\$ -	\$ -	\$ -	\$ -	\$ -	\$ -	\$ -	\$ -
	Preliminary Engineering/Planning	\$ -	\$ -	\$ -	\$ -	\$ -	\$ -	\$ -	\$ -	\$ -
	Right of Way & Utility Relocation	\$ -	\$ -	\$ -	\$ -	\$ -	\$ -	\$ -	\$ -	\$ -
	Construction Engineering	\$ -	\$ 59,535	\$ -	\$ -	\$ -	\$ -	\$ -	\$ -	\$ 59,535
	Construction/Implementation	\$ -	\$ 572,042	\$ -	\$ -	\$ -	\$ -	\$ -	\$ -	\$ 572,042
	Non-Infrastructure (Education Component)	\$ -	\$ -	\$ -	\$ -	\$ -	\$ -	\$ -	\$ -	\$ -
	Annual Total	\$ -	\$ 631,577	\$ -	\$ -	\$ -	\$ -	\$ -	\$ -	\$ 631,577

Project Development Funding										
Code	Project Funding Source	Actuals Prior Years	Est. Actual 2022/2023	2023/2024	2024/2025	2025/2026	2026/2027	2027/2028	2026/Beyond	Total Funding
	General Fund	\$ -	\$ -	\$ -	\$ -	\$ -	\$ -	\$ -	\$ -	\$ -
	Federal Congestion Mitigation Air Quality	\$ -	\$ -	\$ -	\$ -	\$ -	\$ -	\$ -	\$ -	\$ -
	Federal Emergency Relief Program	\$ -	\$ -	\$ -	\$ -	\$ -	\$ -	\$ -	\$ -	\$ -
	Federal Hazard Mitigation Grant Program	\$ -	\$ -	\$ -	\$ -	\$ -	\$ -	\$ -	\$ -	\$ -
	Federal Highway Safety Improvement Program	\$ -	\$ -	\$ -	\$ -	\$ -	\$ -	\$ -	\$ -	\$ -
	Federal, FEMA Public Assistance	\$ -	\$ -	\$ -	\$ -	\$ -	\$ -	\$ -	\$ -	\$ -
	Federal, Economic Development Administration	\$ -	\$ -	\$ -	\$ -	\$ -	\$ -	\$ -	\$ -	\$ -
	Federal, United States Department of Agriculture	\$ -	\$ -	\$ -	\$ -	\$ -	\$ -	\$ -	\$ -	\$ -
	Gas Tax / Streets	\$ -	\$ -	\$ -	\$ -	\$ -	\$ -	\$ -	\$ -	\$ -
2110	Local Transportation / Transit	\$ -	\$ -	\$ -	\$ -	\$ -	\$ -	\$ -	\$ -	\$ -
	Measure "C"/"V"	\$ -	\$ -	\$ -	\$ -	\$ -	\$ -	\$ -	\$ -	\$ -
	Other, Community:	\$ -	\$ -	\$ -	\$ -	\$ -	\$ -	\$ -	\$ -	\$ -
2320	Other, Federal:	\$ -	\$ 631,577	\$ -	\$ -	\$ -	\$ -	\$ -	\$ -	\$ 631,577
	Other, State:	\$ -	\$ -	\$ -	\$ -	\$ -	\$ -	\$ -	\$ -	\$ -
	State Active Transportation Program	\$ -	\$ -	\$ -	\$ -	\$ -	\$ -	\$ -	\$ -	\$ -
	State Water Board Financial Assistance	\$ -	\$ -	\$ -	\$ -	\$ -	\$ -	\$ -	\$ -	\$ -
	CDBG-DR	\$ -	\$ -	\$ -	\$ -	\$ -	\$ -	\$ -	\$ -	\$ -
	Utility Reimbursements	\$ -	\$ -	\$ -	\$ -	\$ -	\$ -	\$ -	\$ -	\$ -
	Insurance	\$ -	\$ -	\$ -	\$ -	\$ -	\$ -	\$ -	\$ -	\$ -
	Program Participant	\$ -	\$ -	\$ -	\$ -	\$ -	\$ -	\$ -	\$ -	\$ -
	Unfunded	\$ -	\$ -	\$ -	\$ -	\$ -	\$ -	\$ -	\$ -	\$ -
	Annual Total	\$ -	\$ 631,577	\$ -	\$ -	\$ -	\$ -	\$ -	\$ -	\$ 631,577

**Town of Paradise Fiscal Year 2023/2024
Capital Improvement & Disaster Recovery Plan**

Project Title: Stearns Road Emergency Culvert Repair	Est. Start Date: 8/1/2022	Project Description Emergency Stearns Road at Dry creek culvert replacement.
CIP/DR: CIP	Est. End Date: 9/30/2022	
Project No.: 9418	Department(s): PW	
Grant No.: Local Drainage Fund	Funding Status: Secured	

Project Development Costs											
Code	Project Phase / Type	Actuals Prior Years	Est. Actual 2022/2023	2023/2024	2024/2025	2025/2026	2026/2027	2027/2028	2028/Beyond	Total Costs	
	Facilities Replacement / Construction	\$ -	\$ -	\$ -	\$ -	\$ -	\$ -	\$ -	\$ -	\$ -	
	Equipment Replacement / Construction	\$ -	\$ -	\$ -	\$ -	\$ -	\$ -	\$ -	\$ -	\$ -	
	Program Deployment	\$ -	\$ -	\$ -	\$ -	\$ -	\$ -	\$ -	\$ -	\$ -	
	Alternatives Analysis / Report Preparation	\$ -	\$ -	\$ -	\$ -	\$ -	\$ -	\$ -	\$ -	\$ -	
	Project Approval & Environmental Document	\$ -	\$ 37,292	\$ -	\$ -	\$ -	\$ -	\$ -	\$ -	\$ 37,292	
	Plans, Specifications & Estimates	\$ -	\$ -	\$ -	\$ -	\$ -	\$ -	\$ -	\$ -	\$ -	
	Preliminary Engineering/Planning	\$ -	\$ -	\$ -	\$ -	\$ -	\$ -	\$ -	\$ -	\$ -	
	Right of Way & Utility Relocation	\$ -	\$ -	\$ -	\$ -	\$ -	\$ -	\$ -	\$ -	\$ -	
	Construction Engineering	\$ -	\$ 1,219	\$ -	\$ -	\$ -	\$ -	\$ -	\$ -	\$ 1,219	
	Construction/Implementation	\$ -	\$ 159,408	\$ -	\$ -	\$ -	\$ -	\$ -	\$ -	\$ 159,408	
	Non-Infrastructure (Education Component)	\$ -	\$ -	\$ -	\$ -	\$ -	\$ -	\$ -	\$ -	\$ -	
Annual Total		\$ -	\$ 197,919	\$ -	\$ -	\$ -	\$ -	\$ -	\$ -	\$ 197,919	

Project Development Funding											
Code	Project Funding Source	Actuals Prior Years	Est. Actual 2022/2023	2023/2024	2024/2025	2025/2026	2026/2027	2027/2028	2028/Beyond	Total Funding	
	General Fund	\$ -	\$ -	\$ -	\$ -	\$ -	\$ -	\$ -	\$ -	\$ -	
	Federal Congestion Mitigation Air Quality	\$ -	\$ -	\$ -	\$ -	\$ -	\$ -	\$ -	\$ -	\$ -	
	Federal Emergency Relief Program	\$ -	\$ -	\$ -	\$ -	\$ -	\$ -	\$ -	\$ -	\$ -	
	Federal Hazard Mitigation Grant Program	\$ -	\$ -	\$ -	\$ -	\$ -	\$ -	\$ -	\$ -	\$ -	
	Federal Highway Safety Improvement Program	\$ -	\$ -	\$ -	\$ -	\$ -	\$ -	\$ -	\$ -	\$ -	
	Federal, FEMA Public Assistance	\$ -	\$ -	\$ -	\$ -	\$ -	\$ -	\$ -	\$ -	\$ -	
	Federal, Economic Development Administration	\$ -	\$ -	\$ -	\$ -	\$ -	\$ -	\$ -	\$ -	\$ -	
	Federal, United States Department of Agriculture	\$ -	\$ -	\$ -	\$ -	\$ -	\$ -	\$ -	\$ -	\$ -	
	Gas Tax / Streets	\$ -	\$ -	\$ -	\$ -	\$ -	\$ -	\$ -	\$ -	\$ -	
	Local Transportation / Transit	\$ -	\$ -	\$ -	\$ -	\$ -	\$ -	\$ -	\$ -	\$ -	
	Measure "C"/"V"	\$ -	\$ -	\$ -	\$ -	\$ -	\$ -	\$ -	\$ -	\$ -	
2551	Other, Community:	\$ -	\$ 197,919	\$ -	\$ -	\$ -	\$ -	\$ -	\$ -	\$ 197,919	
	Other, Federal:	\$ -	\$ -	\$ -	\$ -	\$ -	\$ -	\$ -	\$ -	\$ -	
	Other, State:	\$ -	\$ -	\$ -	\$ -	\$ -	\$ -	\$ -	\$ -	\$ -	
	State Active Transportation Program	\$ -	\$ -	\$ -	\$ -	\$ -	\$ -	\$ -	\$ -	\$ -	
	State Water Board Financial Assistance	\$ -	\$ -	\$ -	\$ -	\$ -	\$ -	\$ -	\$ -	\$ -	
	CDBG-DR	\$ -	\$ -	\$ -	\$ -	\$ -	\$ -	\$ -	\$ -	\$ -	
	Utility Reimbursements	\$ -	\$ -	\$ -	\$ -	\$ -	\$ -	\$ -	\$ -	\$ -	
	Insurance	\$ -	\$ -	\$ -	\$ -	\$ -	\$ -	\$ -	\$ -	\$ -	
	Program Participant	\$ -	\$ -	\$ -	\$ -	\$ -	\$ -	\$ -	\$ -	\$ -	
	Unfunded	\$ -	\$ -	\$ -	\$ -	\$ -	\$ -	\$ -	\$ -	\$ -	
Annual Total		\$ -	\$ 197,919	\$ -	\$ -	\$ -	\$ -	\$ -	\$ -	\$ 197,919	

**Town of Paradise Fiscal Year 2023/2024
Capital Improvement & Disaster Recovery Plan**

Project Title: 2022 Striping	Est. Start Date: 11/1/2022	Project Description Annual striping project will address the highest priority areas, arterials and collectors, in order to ensure safety for drivers and pedestrians.
CIP/DR: CIP	Est. End Date: 12/31/2022	
Project No.: 9420	Department(s): PW	
Grant No.:	Funding Status: Secured	

Project Development Costs											
Code	Project Phase / Type	Actuals Prior Years	Est. Actual 2022/2023	2023/2024	2024/2025	2025/2026	2026/2027	2027/2028	2028/Beyond	Total Costs	
	Facilities Replacement / Construction	\$ -	\$ -	\$ -	\$ -	\$ -	\$ -	\$ -	\$ -	\$ -	
	Equipment Replacement / Construction	\$ -	\$ -	\$ -	\$ -	\$ -	\$ -	\$ -	\$ -	\$ -	
	Program Deployment	\$ -	\$ -	\$ -	\$ -	\$ -	\$ -	\$ -	\$ -	\$ -	
	Alternatives Analysis / Report Preparation	\$ -	\$ -	\$ -	\$ -	\$ -	\$ -	\$ -	\$ -	\$ -	
	Project Approval & Environmental Document	\$ -	\$ -	\$ -	\$ -	\$ -	\$ -	\$ -	\$ -	\$ -	
	Plans, Specifications & Estimates	\$ -	\$ -	\$ -	\$ -	\$ -	\$ -	\$ -	\$ -	\$ -	
	Preliminary Engineering/Planning	\$ -	\$ -	\$ -	\$ -	\$ -	\$ -	\$ -	\$ -	\$ -	
	Right of Way & Utility Relocation	\$ -	\$ -	\$ -	\$ -	\$ -	\$ -	\$ -	\$ -	\$ -	
	Construction Engineering	\$ -	\$ -	\$ -	\$ -	\$ -	\$ -	\$ -	\$ -	\$ -	
	Construction/Implementation	\$ -	\$ 111,109	\$ -	\$ -	\$ -	\$ -	\$ -	\$ -	\$ 111,109	
	Non-Infrastructure (Education Component)	\$ -	\$ -	\$ -	\$ -	\$ -	\$ -	\$ -	\$ -	\$ -	
Annual Total		\$ -	\$ 111,109	\$ -	\$ -	\$ -	\$ -	\$ -	\$ -	\$ 111,109	

Project Development Funding											
Code	Project Funding Source	Actuals Prior Years	Est. Actual 2022/2023	2023/2024	2024/2025	2025/2026	2026/2027	2027/2028	2028/Beyond	Total Funding	
	General Fund	\$ -	\$ -	\$ -	\$ -	\$ -	\$ -	\$ -	\$ -	\$ -	
	Federal Congestion Mitigation Air Quality	\$ -	\$ -	\$ -	\$ -	\$ -	\$ -	\$ -	\$ -	\$ -	
	Federal Emergency Relief Program	\$ -	\$ -	\$ -	\$ -	\$ -	\$ -	\$ -	\$ -	\$ -	
	Federal Hazard Mitigation Grant Program	\$ -	\$ -	\$ -	\$ -	\$ -	\$ -	\$ -	\$ -	\$ -	
	Federal Highway Safety Improvement Program	\$ -	\$ -	\$ -	\$ -	\$ -	\$ -	\$ -	\$ -	\$ -	
	Federal, FEMA Public Assistance	\$ -	\$ -	\$ -	\$ -	\$ -	\$ -	\$ -	\$ -	\$ -	
	Federal, Economic Development Administration	\$ -	\$ -	\$ -	\$ -	\$ -	\$ -	\$ -	\$ -	\$ -	
	Federal, United States Department of Agriculture	\$ -	\$ -	\$ -	\$ -	\$ -	\$ -	\$ -	\$ -	\$ -	
	Gas Tax / Streets	\$ -	\$ -	\$ -	\$ -	\$ -	\$ -	\$ -	\$ -	\$ -	
2110	Local Transportation / Transit	\$ -	\$ 111,109	\$ -	\$ -	\$ -	\$ -	\$ -	\$ -	\$ 111,109	
	Measure "C"/"V"	\$ -	\$ -	\$ -	\$ -	\$ -	\$ -	\$ -	\$ -	\$ -	
	Other, Community:	\$ -	\$ -	\$ -	\$ -	\$ -	\$ -	\$ -	\$ -	\$ -	
2320	Other, Federal:	\$ -	\$ -	\$ -	\$ -	\$ -	\$ -	\$ -	\$ -	\$ -	
	Other, State:	\$ -	\$ -	\$ -	\$ -	\$ -	\$ -	\$ -	\$ -	\$ -	
	State Active Transportation Program	\$ -	\$ -	\$ -	\$ -	\$ -	\$ -	\$ -	\$ -	\$ -	
	State Water Board Financial Assistance	\$ -	\$ -	\$ -	\$ -	\$ -	\$ -	\$ -	\$ -	\$ -	
	CDBG-DR	\$ -	\$ -	\$ -	\$ -	\$ -	\$ -	\$ -	\$ -	\$ -	
	Utility Reimbursements	\$ -	\$ -	\$ -	\$ -	\$ -	\$ -	\$ -	\$ -	\$ -	
	Insurance	\$ -	\$ -	\$ -	\$ -	\$ -	\$ -	\$ -	\$ -	\$ -	
	Program Participant	\$ -	\$ -	\$ -	\$ -	\$ -	\$ -	\$ -	\$ -	\$ -	
	Unfunded	\$ -	\$ -	\$ -	\$ -	\$ -	\$ -	\$ -	\$ -	\$ -	
Annual Total		\$ -	\$ 111,109	\$ -	\$ -	\$ -	\$ -	\$ -	\$ -	\$ 111,109	

**Town of Paradise Fiscal Year 2023/2024
Capital Improvement & Disaster Recovery Plan**

Project Title: Forest Service Road Improvements	Est. Start Date: 7/1/2023	Project Description The project acquires the right of way and improves approximately 1,940 feet of Forest Service Road by removing a layer of existing pavement via Cold Plane (CP) and resurfacing with hot mix asphalt overlay (HMA). In addition, the project extends the road from its current east-west alignment 900 feet west to connect to Skyway. Improvements include paving, striping, new shoulders, bike lane, and drainage facilities.
CIP/DR: CDBG-DR	Est. End Date: 6/30/2023	
Project No.: 9421	Department(s): PW	
Grant No.:	Funding Status: Secured	

Project Development Costs											
Code	Project Phase / Type	Actuals Prior Years	Est. Actual 2022/2023	2023/2024	2024/2025	2025/2026	2026/2027	2027/2028	2028/Beyond		Total Costs
	Facilities Replacement / Construction	\$ -	\$ -	\$ -	\$ -	\$ -	\$ -	\$ -	\$ -	\$ -	\$ -
	Equipment Replacement / Construction	\$ -	\$ -	\$ -	\$ -	\$ -	\$ -	\$ -	\$ -	\$ -	\$ -
	Program Deployment	\$ -	\$ -	\$ -	\$ -	\$ -	\$ -	\$ -	\$ -	\$ -	\$ -
	Alternatives Analysis / Report Preparation	\$ -	\$ -	\$ -	\$ -	\$ -	\$ -	\$ -	\$ -	\$ -	\$ -
	Project Approval & Environmental Document	\$ -	\$ 660	\$ 99,340	\$ -	\$ -	\$ -	\$ -	\$ -	\$ -	\$ 100,000
	Plans, Specifications & Estimates	\$ -	\$ -	\$ 50,000	\$ 100,000	\$ 50,000	\$ -	\$ -	\$ -	\$ -	\$ 200,000
	Preliminary Engineering/Planning	\$ -	\$ -	\$ -	\$ 250,000	\$ 250,000	\$ -	\$ -	\$ -	\$ -	\$ 500,000
	Right of Way & Utility Relocation	\$ -	\$ -	\$ -	\$ -	\$ -	\$ -	\$ -	\$ -	\$ -	\$ -
	Construction Engineering	\$ -	\$ -	\$ -	\$ -	\$ -	\$ 175,000	\$ -	\$ -	\$ -	\$ 175,000
	Construction/Implementation	\$ -	\$ -	\$ -	\$ -	\$ -	\$ 1,025,000	\$ -	\$ -	\$ -	\$ 1,025,000
	Non-Infrastructure (Education Component)	\$ -	\$ -	\$ -	\$ -	\$ -	\$ -	\$ -	\$ -	\$ -	\$ -
Annual Total		\$ -	\$ 660	\$ 149,340	\$ 350,000	\$ 300,000	\$ 1,200,000	\$ -	\$ -	\$ -	\$ 2,000,000

Project Development Funding											
Code	Project Funding Source	Actuals Prior Years	Est. Actual 2022/2023	2023/2024	2024/2025	2025/2026	2026/2027	2027/2028	2028/Beyond		Total Funding
	General Fund	\$ -	\$ -	\$ -	\$ -	\$ -	\$ -	\$ -	\$ -	\$ -	\$ -
	Federal Congestion Mitigation Air Quality	\$ -	\$ -	\$ -	\$ -	\$ -	\$ -	\$ -	\$ -	\$ -	\$ -
	Federal Emergency Relief Program	\$ -	\$ -	\$ -	\$ -	\$ -	\$ -	\$ -	\$ -	\$ -	\$ -
	Federal Hazard Mitigation Grant Program	\$ -	\$ -	\$ -	\$ -	\$ -	\$ -	\$ -	\$ -	\$ -	\$ -
	Federal Highway Safety Improvement Program	\$ -	\$ -	\$ -	\$ -	\$ -	\$ -	\$ -	\$ -	\$ -	\$ -
	Federal, FEMA Public Assistance	\$ -	\$ -	\$ -	\$ -	\$ -	\$ -	\$ -	\$ -	\$ -	\$ -
	Federal, Economic Development Administration	\$ -	\$ -	\$ -	\$ -	\$ -	\$ -	\$ -	\$ -	\$ -	\$ -
	Federal, United States Department of Agriculture	\$ -	\$ -	\$ -	\$ -	\$ -	\$ -	\$ -	\$ -	\$ -	\$ -
	Gas Tax / Streets	\$ -	\$ -	\$ -	\$ -	\$ -	\$ -	\$ -	\$ -	\$ -	\$ -
2110	Local Transportation / Transit	\$ -	\$ -	\$ -	\$ -	\$ -	\$ -	\$ -	\$ -	\$ -	\$ -
	Measure "C"/"V"	\$ -	\$ -	\$ -	\$ -	\$ -	\$ -	\$ -	\$ -	\$ -	\$ -
	Other, Community:	\$ -	\$ -	\$ -	\$ -	\$ -	\$ -	\$ -	\$ -	\$ -	\$ -
2320	Other, Federal:	\$ -	\$ -	\$ -	\$ -	\$ -	\$ -	\$ -	\$ -	\$ -	\$ -
	Other, State:	\$ -	\$ -	\$ -	\$ -	\$ -	\$ -	\$ -	\$ -	\$ -	\$ -
	State Active Transportation Program	\$ -	\$ -	\$ -	\$ -	\$ -	\$ -	\$ -	\$ -	\$ -	\$ -
	State Water Board Financial Assistance	\$ -	\$ -	\$ -	\$ -	\$ -	\$ -	\$ -	\$ -	\$ -	\$ -
	CDBG-DR	\$ -	\$ 660	\$ 149,340	\$ 350,000	\$ 300,000	\$ 1,200,000	\$ -	\$ -	\$ -	\$ 2,000,000
	Utility Reimbursements	\$ -	\$ -	\$ -	\$ -	\$ -	\$ -	\$ -	\$ -	\$ -	\$ -
	Insurance	\$ -	\$ -	\$ -	\$ -	\$ -	\$ -	\$ -	\$ -	\$ -	\$ -
	Program Participant	\$ -	\$ -	\$ -	\$ -	\$ -	\$ -	\$ -	\$ -	\$ -	\$ -
	Unfunded	\$ -	\$ -	\$ -	\$ -	\$ -	\$ -	\$ -	\$ -	\$ -	\$ -
Annual Total		\$ -	\$ 660	\$ 149,340	\$ 350,000	\$ 300,000	\$ 1,200,000	\$ -	\$ -	\$ -	\$ 2,000,000

**Town of Paradise Fiscal Year 2023/2024
Capital Improvement & Disaster Recovery Plan**

Project Title: Foster/Black Olive Intersection Improvements	Est. Start Date: 1/1/2023	Project Description The Black Olive/Foster Intersection Improvements project will include roadway realignment, the construction of turn lanes, and the installation of a traffic signal or a roundabout.
CIP/DR: CDBG-DR	Est. End Date: 6/30/2026	
Project No.: 9422	Department(s): PW	
Grant No.:	Funding Status: Secured	

Project Development Costs											
Code	Project Phase / Type	Actuals Prior Years	Est. Actual 2022/2023	2023/2024	2024/2025	2025/2026	2026/2027	2027/2028	2028/Beyond		Total Costs
	Facilities Replacement / Construction	\$ -	\$ -	\$ -	\$ -	\$ -	\$ -	\$ -	\$ -	\$ -	\$ -
	Equipment Replacement / Construction	\$ -	\$ -	\$ -	\$ -	\$ -	\$ -	\$ -	\$ -	\$ -	\$ -
	Program Deployment	\$ -	\$ -	\$ -	\$ -	\$ -	\$ -	\$ -	\$ -	\$ -	\$ -
	Alternatives Analysis / Report Preparation	\$ -	\$ -	\$ -	\$ -	\$ -	\$ -	\$ -	\$ -	\$ -	\$ -
	Project Approval & Environmental Document	\$ -	\$ 1,000	\$ 124,000	\$ -	\$ -	\$ -	\$ -	\$ -	\$ -	\$ 125,000
	Plans, Specifications & Estimates	\$ -	\$ -	\$ 100,000	\$ 250,000	\$ -	\$ -	\$ -	\$ -	\$ -	\$ 350,000
	Preliminary Engineering/Planning	\$ -	\$ -	\$ -	\$ -	\$ -	\$ -	\$ -	\$ -	\$ -	\$ -
	Right of Way & Utility Relocation	\$ -	\$ -	\$ -	\$ 100,000	\$ -	\$ -	\$ -	\$ -	\$ -	\$ 100,000
	Construction Engineering	\$ -	\$ -	\$ -	\$ -	\$ 250,000	\$ -	\$ -	\$ -	\$ -	\$ 250,000
	Construction/Implementation	\$ -	\$ -	\$ -	\$ -	\$ 1,675,000	\$ -	\$ -	\$ -	\$ -	\$ 1,675,000
	Non-Infrastructure (Education Component)	\$ -	\$ -	\$ -	\$ -	\$ -	\$ -	\$ -	\$ -	\$ -	\$ -
Annual Total		\$ -	\$ 1,000	\$ 224,000	\$ 350,000	\$ 1,925,000	\$ -	\$ -	\$ -	\$ -	\$ 2,500,000

Project Development Funding											
Code	Project Funding Source	Actuals Prior Years	Est. Actual 2022/2023	2023/2024	2024/2025	2025/2026	2026/2027	2027/2028	2028/Beyond		Total Funding
	General Fund	\$ -	\$ -	\$ -	\$ -	\$ -	\$ -	\$ -	\$ -	\$ -	\$ -
	Federal Congestion Mitigation Air Quality	\$ -	\$ -	\$ -	\$ -	\$ -	\$ -	\$ -	\$ -	\$ -	\$ -
	Federal Emergency Relief Program	\$ -	\$ -	\$ -	\$ -	\$ -	\$ -	\$ -	\$ -	\$ -	\$ -
	Federal Hazard Mitigation Grant Program	\$ -	\$ -	\$ -	\$ -	\$ -	\$ -	\$ -	\$ -	\$ -	\$ -
	Federal Highway Safety Improvement Program	\$ -	\$ -	\$ -	\$ -	\$ -	\$ -	\$ -	\$ -	\$ -	\$ -
	Federal, FEMA Public Assistance	\$ -	\$ -	\$ -	\$ -	\$ -	\$ -	\$ -	\$ -	\$ -	\$ -
	Federal, Economic Development Administration	\$ -	\$ -	\$ -	\$ -	\$ -	\$ -	\$ -	\$ -	\$ -	\$ -
	Federal, United States Department of Agriculture	\$ -	\$ -	\$ -	\$ -	\$ -	\$ -	\$ -	\$ -	\$ -	\$ -
	Gas Tax / Streets	\$ -	\$ -	\$ -	\$ -	\$ -	\$ -	\$ -	\$ -	\$ -	\$ -
2110	Local Transportation / Transit	\$ -	\$ -	\$ -	\$ -	\$ -	\$ -	\$ -	\$ -	\$ -	\$ -
	Measure "C"/"V"	\$ -	\$ -	\$ -	\$ -	\$ -	\$ -	\$ -	\$ -	\$ -	\$ -
	Other, Community:	\$ -	\$ -	\$ -	\$ -	\$ -	\$ -	\$ -	\$ -	\$ -	\$ -
2320	Other, Federal:	\$ -	\$ -	\$ -	\$ -	\$ -	\$ -	\$ -	\$ -	\$ -	\$ -
	Other, State:	\$ -	\$ -	\$ -	\$ -	\$ -	\$ -	\$ -	\$ -	\$ -	\$ -
	State Active Transportation Program	\$ -	\$ -	\$ -	\$ -	\$ -	\$ -	\$ -	\$ -	\$ -	\$ -
	State Water Board Financial Assistance	\$ -	\$ -	\$ -	\$ -	\$ -	\$ -	\$ -	\$ -	\$ -	\$ -
	CDBG-DR	\$ -	\$ 1,000	\$ 224,000	\$ 350,000	\$ 1,925,000	\$ -	\$ -	\$ -	\$ -	\$ 2,500,000
	Utility Reimbursements	\$ -	\$ -	\$ -	\$ -	\$ -	\$ -	\$ -	\$ -	\$ -	\$ -
	Insurance	\$ -	\$ -	\$ -	\$ -	\$ -	\$ -	\$ -	\$ -	\$ -	\$ -
	Program Participant	\$ -	\$ -	\$ -	\$ -	\$ -	\$ -	\$ -	\$ -	\$ -	\$ -
	Unfunded	\$ -	\$ -	\$ -	\$ -	\$ -	\$ -	\$ -	\$ -	\$ -	\$ -
Annual Total		\$ -	\$ 1,000	\$ 224,000	\$ 350,000	\$ 1,925,000	\$ -	\$ -	\$ -	\$ -	\$ 2,500,000

**Town of Paradise Fiscal Year 2023/2024
Capital Improvement & Disaster Recovery Plan**

Project Title: Elliott/Nunneley Road Extension	Est. Start Date: 7/1/2023	Project Description The Elliott Road Extension Project will extend the existing roadway 0.7-miles from its easterly terminus to Pentz Road. The extension will include a two-lane roadway with sidewalks, bike lanes, and lighting.
CIP/DR: CDBG-DR	Est. End Date: 6/30/2026	
Project No.: 9423	Department(s): PW	
Grant No.:	Funding Status: Secured	

Project Development Costs											
Code	Project Phase / Type	Actuals Prior Years	Est. Actual 2022/2023	2023/2024	2024/2025	2025/2026	2026/2027	2027/2028	2028/Beyond	Total Costs	
	Facilities Replacement / Construction	\$ -	\$ -	\$ -	\$ -	\$ -	\$ -	\$ -	\$ -	\$ -	
	Equipment Replacement / Construction	\$ -	\$ -	\$ -	\$ -	\$ -	\$ -	\$ -	\$ -	\$ -	
	Program Deployment	\$ -	\$ -	\$ -	\$ -	\$ -	\$ -	\$ -	\$ -	\$ -	
	Alternatives Analysis / Report Preparation	\$ -	\$ -	\$ -	\$ -	\$ -	\$ -	\$ -	\$ -	\$ -	
	Project Approval & Environmental Document	\$ -	\$ 509	\$ 399,491	\$ -	\$ -	\$ -	\$ -	\$ -	\$ 400,000	
	Plans, Specifications & Estimates	\$ -	\$ -	\$ 100,000	\$ 300,000	\$ 100,000	\$ -	\$ -	\$ -	\$ 500,000	
	Preliminary Engineering/Planning	\$ -	\$ -	\$ -	\$ -	\$ -	\$ -	\$ -	\$ -	\$ -	
	Right of Way & Utility Relocation	\$ -	\$ -	\$ -	\$ 1,000,000	\$ 500,000	\$ -	\$ -	\$ -	\$ 1,500,000	
	Construction Engineering	\$ -	\$ -	\$ -	\$ -	\$ -	\$ 750,000	\$ -	\$ -	\$ 750,000	
	Construction/Implementation	\$ -	\$ -	\$ -	\$ -	\$ -	\$ 4,350,000	\$ -	\$ -	\$ 4,350,000	
	Non-Infrastructure (Education Component)	\$ -	\$ -	\$ -	\$ -	\$ -	\$ -	\$ -	\$ -	\$ -	
Annual Total		\$ -	\$ 509	\$ 499,491	\$ 1,300,000	\$ 600,000	\$ 5,100,000	\$ -	\$ -	\$ 7,500,000	

Project Development Funding											
Code	Project Funding Source	Actuals Prior Years	Est. Actual 2022/2023	2023/2024	2024/2025	2025/2026	2026/2027	2027/2028	2028/Beyond	Total Funding	
	General Fund	\$ -	\$ -	\$ -	\$ -	\$ -	\$ -	\$ -	\$ -	\$ -	
	Federal Congestion Mitigation Air Quality	\$ -	\$ -	\$ -	\$ -	\$ -	\$ -	\$ -	\$ -	\$ -	
	Federal Emergency Relief Program	\$ -	\$ -	\$ -	\$ -	\$ -	\$ -	\$ -	\$ -	\$ -	
	Federal Hazard Mitigation Grant Program	\$ -	\$ -	\$ -	\$ -	\$ -	\$ -	\$ -	\$ -	\$ -	
	Federal Highway Safety Improvement Program	\$ -	\$ -	\$ -	\$ -	\$ -	\$ -	\$ -	\$ -	\$ -	
	Federal, FEMA Public Assistance	\$ -	\$ -	\$ -	\$ -	\$ -	\$ -	\$ -	\$ -	\$ -	
	Federal, Economic Development Administration	\$ -	\$ -	\$ -	\$ -	\$ -	\$ -	\$ -	\$ -	\$ -	
	Federal, United States Department of Agriculture	\$ -	\$ -	\$ -	\$ -	\$ -	\$ -	\$ -	\$ -	\$ -	
	Gas Tax / Streets	\$ -	\$ -	\$ -	\$ -	\$ -	\$ -	\$ -	\$ -	\$ -	
2110	Local Transportation / Transit	\$ -	\$ -	\$ -	\$ -	\$ -	\$ -	\$ -	\$ -	\$ -	
	Measure "C"/"V"	\$ -	\$ -	\$ -	\$ -	\$ -	\$ -	\$ -	\$ -	\$ -	
	Other, Community:	\$ -	\$ -	\$ -	\$ -	\$ -	\$ -	\$ -	\$ -	\$ -	
2320	Other, Federal:	\$ -	\$ -	\$ -	\$ -	\$ -	\$ -	\$ -	\$ -	\$ -	
	Other, State:	\$ -	\$ -	\$ -	\$ -	\$ -	\$ -	\$ -	\$ -	\$ -	
	State Active Transportation Program	\$ -	\$ -	\$ -	\$ -	\$ -	\$ -	\$ -	\$ -	\$ -	
	State Water Board Financial Assistance	\$ -	\$ -	\$ -	\$ -	\$ -	\$ -	\$ -	\$ -	\$ -	
	CDBG-DR	\$ -	\$ 509	\$ 499,491	\$ 1,300,000	\$ 600,000	\$ 5,100,000	\$ -	\$ -	\$ 7,500,000	
	Utility Reimbursements	\$ -	\$ -	\$ -	\$ -	\$ -	\$ -	\$ -	\$ -	\$ -	
	Insurance	\$ -	\$ -	\$ -	\$ -	\$ -	\$ -	\$ -	\$ -	\$ -	
	Program Participant	\$ -	\$ -	\$ -	\$ -	\$ -	\$ -	\$ -	\$ -	\$ -	
	Unfunded	\$ -	\$ -	\$ -	\$ -	\$ -	\$ -	\$ -	\$ -	\$ -	
Annual Total		\$ -	\$ 509	\$ 499,491	\$ 1,300,000	\$ 600,000	\$ 5,100,000	\$ -	\$ -	\$ 7,500,000	

**Town of Paradise Fiscal Year 2023/2024
Capital Improvement & Disaster Recovery Plan**

Project Title: Go Paradise: Skyway Link Project	Est. Start Date: 7/1/2023	Project Description The Skyway Connectivity Project will construct 5 segments of sidewalk infill totaling 4,255 linear feet, 20 new ADA ramps, and stripe 3,165 linear feet of on-street bicycle lanes between Wagstaff Road and Bille Road. The project also constructs 20 ADA ramps and undergrounds overhead utilities.
CIP/DR: ATP/CDBG-DR	Est. End Date: 7/30/2026	
Project No.: 9424	Department(s): PW	
Grant No.:	Funding Status: Secured	

Project Development Costs											
Code	Project Phase / Type	Actuals Prior Years	Est. Actual 2022/2023	2023/2024	2024/2025	2025/2026	2026/2027	2027/2028	2028/Beyond		Total Costs
	Facilities Replacement / Construction	\$ -	\$ -	\$ -	\$ -	\$ -	\$ -	\$ -	\$ -	\$ -	\$ -
	Equipment Replacement / Construction	\$ -	\$ -	\$ -	\$ -	\$ -	\$ -	\$ -	\$ -	\$ -	\$ -
	Program Deployment	\$ -	\$ -	\$ -	\$ -	\$ -	\$ -	\$ -	\$ -	\$ -	\$ -
	Alternatives Analysis / Report Preparation	\$ -	\$ -	\$ -	\$ -	\$ -	\$ -	\$ -	\$ -	\$ -	\$ -
	Project Approval & Environmental Document	\$ -	\$ 1,463	\$ 448,537	\$ -	\$ -	\$ -	\$ -	\$ -	\$ -	\$ 450,000
	Plans, Specifications & Estimates	\$ -	\$ -	\$ -	\$ 750,000	\$ -	\$ -	\$ -	\$ -	\$ -	\$ 750,000
	Preliminary Engineering/Planning	\$ -	\$ -	\$ -	\$ -	\$ -	\$ -	\$ -	\$ -	\$ -	\$ -
	Right of Way & Utility Relocation	\$ -	\$ -	\$ -	\$ 375,000	\$ -	\$ -	\$ -	\$ -	\$ -	\$ 375,000
	Construction Engineering	\$ -	\$ -	\$ -	\$ -	\$ -	\$ 800,000	\$ -	\$ -	\$ -	\$ 800,000
	Construction/Implementation	\$ -	\$ -	\$ -	\$ -	\$ -	\$ 4,579,000	\$ -	\$ -	\$ -	\$ 4,579,000
	Non-Infrastructure (Education Component)	\$ -	\$ -	\$ -	\$ -	\$ -	\$ -	\$ -	\$ -	\$ -	\$ -
Annual Total		\$ -	\$ 1,463	\$ 448,537	\$ 1,125,000	\$ -	\$ 5,379,000	\$ -	\$ -	\$ -	\$ 6,954,000

Project Development Funding											
Code	Project Funding Source	Actuals Prior Years	Est. Actual 2022/2023	2023/2024	2024/2025	2025/2026	2026/2027	2027/2028	2028/Beyond		Total Funding
	General Fund	\$ -	\$ -	\$ -	\$ -	\$ -	\$ -	\$ -	\$ -	\$ -	\$ -
	Federal Congestion Mitigation Air Quality	\$ -	\$ -	\$ -	\$ -	\$ -	\$ -	\$ -	\$ -	\$ -	\$ -
	Federal Emergency Relief Program	\$ -	\$ -	\$ -	\$ -	\$ -	\$ -	\$ -	\$ -	\$ -	\$ -
	Federal Hazard Mitigation Grant Program	\$ -	\$ -	\$ -	\$ -	\$ -	\$ -	\$ -	\$ -	\$ -	\$ -
	Federal Highway Safety Improvement Program	\$ -	\$ -	\$ -	\$ -	\$ -	\$ -	\$ -	\$ -	\$ -	\$ -
	Federal, FEMA Public Assistance	\$ -	\$ -	\$ -	\$ -	\$ -	\$ -	\$ -	\$ -	\$ -	\$ -
	Federal, Economic Development Administration	\$ -	\$ -	\$ -	\$ -	\$ -	\$ -	\$ -	\$ -	\$ -	\$ -
	Federal, United States Department of Agriculture	\$ -	\$ -	\$ -	\$ -	\$ -	\$ -	\$ -	\$ -	\$ -	\$ -
	Gas Tax / Streets	\$ -	\$ -	\$ -	\$ -	\$ -	\$ -	\$ -	\$ -	\$ -	\$ -
2110	Local Transportation / Transit	\$ -	\$ -	\$ -	\$ -	\$ -	\$ -	\$ -	\$ -	\$ -	\$ -
	Measure "C"/"V"	\$ -	\$ -	\$ -	\$ -	\$ -	\$ -	\$ -	\$ -	\$ -	\$ -
	Other, Community:	\$ -	\$ -	\$ -	\$ -	\$ -	\$ -	\$ -	\$ -	\$ -	\$ -
2320	Other, Federal:	\$ -	\$ -	\$ -	\$ -	\$ -	\$ -	\$ -	\$ -	\$ -	\$ -
	Other, State:	\$ -	\$ -	\$ -	\$ -	\$ -	\$ -	\$ -	\$ -	\$ -	\$ -
	State Active Transportation Program	\$ -	\$ -	\$ 424,000	\$ 1,073,000	\$ -	\$ 5,207,000	\$ -	\$ -	\$ -	\$ 6,704,000
	State Water Board Financial Assistance	\$ -	\$ -	\$ -	\$ -	\$ -	\$ -	\$ -	\$ -	\$ -	\$ -
	CDBG-DR	\$ -	\$ 1,463	\$ 24,537	\$ 52,000	\$ -	\$ 172,000	\$ -	\$ -	\$ -	\$ 250,000
	Utility Reimbursements	\$ -	\$ -	\$ -	\$ -	\$ -	\$ -	\$ -	\$ -	\$ -	\$ -
	Insurance	\$ -	\$ -	\$ -	\$ -	\$ -	\$ -	\$ -	\$ -	\$ -	\$ -
	Program Participant	\$ -	\$ -	\$ -	\$ -	\$ -	\$ -	\$ -	\$ -	\$ -	\$ -
	Unfunded	\$ -	\$ -	\$ -	\$ -	\$ -	\$ -	\$ -	\$ -	\$ -	\$ -
Annual Total		\$ -	\$ 1,463	\$ 448,537	\$ 1,125,000	\$ -	\$ 5,379,000	\$ -	\$ -	\$ -	\$ 6,954,000

**Town of Paradise Fiscal Year 2023/2024
Capital Improvement & Disaster Recovery Plan**

Project Title: Upper Skyway Widening	Est. Start Date: 7/1/2023	Project Description The Upper Skyway Widening project will widen Upper Skyway from Bille Road to Wagstaff Road to include a 12-foot-wide center turn lane, widened shoulders, and a multi-use pathway. The project builds upon the FHWA disaster recovery efforts.
CIP/DR: CDBG-DR	Est. End Date: 6/30/2027	
Project No.: 9425	Department(s): PW	
Grant No.:	Funding Status:	

Project Development Costs											
Code	Project Phase / Type	Actuals Prior Years	Est. Actual 2022/2023	2023/2024	2024/2025	2025/2026	2026/2027	2027/2028	2028/Beyond	Total Costs	
	Facilities Replacement / Construction	\$ -	\$ -	\$ -	\$ -	\$ -	\$ -	\$ -	\$ -	\$ -	
	Equipment Replacement / Construction	\$ -	\$ -	\$ -	\$ -	\$ -	\$ -	\$ -	\$ -	\$ -	
	Program Deployment	\$ -	\$ -	\$ -	\$ -	\$ -	\$ -	\$ -	\$ -	\$ -	
	Alternatives Analysis / Report Preparation	\$ -	\$ -	\$ -	\$ -	\$ -	\$ -	\$ -	\$ -	\$ -	
	Project Approval & Environmental Document	\$ -	\$ 700	\$ 499,300	\$ -	\$ -	\$ -	\$ -	\$ -	\$ 500,000	
	Plans, Specifications & Estimates	\$ -	\$ -	\$ 300,000	\$ 400,000	\$ 200,000	\$ -	\$ -	\$ -	\$ 900,000	
	Preliminary Engineering/Planning	\$ -	\$ -	\$ -	\$ -	\$ -	\$ -	\$ -	\$ -	\$ -	
	Right of Way & Utility Relocation	\$ -	\$ -	\$ -	\$ 400,000	\$ 400,000	\$ -	\$ -	\$ -	\$ 800,000	
	Construction Engineering	\$ -	\$ -	\$ -	\$ -	\$ -	\$ 1,900,000	\$ -	\$ -	\$ 1,900,000	
	Construction/Implementation	\$ -	\$ -	\$ -	\$ -	\$ -	\$ 10,900,000	\$ -	\$ -	\$ 10,900,000	
	Non-Infrastructure (Education Component)	\$ -	\$ -	\$ -	\$ -	\$ -	\$ -	\$ -	\$ -	\$ -	
Annual Total		\$ -	\$ 700	\$ 799,300	\$ 800,000	\$ 600,000	\$ 12,800,000	\$ -	\$ -	\$ 15,000,000	

Project Development Funding											
Code	Project Funding Source	Actuals Prior Years	Est. Actual 2022/2023	2023/2024	2024/2025	2025/2026	2026/2027	2027/2028	2028/Beyond	Total Funding	
	General Fund	\$ -	\$ -	\$ -	\$ -	\$ -	\$ -	\$ -	\$ -	\$ -	
	Federal Congestion Mitigation Air Quality	\$ -	\$ -	\$ -	\$ -	\$ -	\$ -	\$ -	\$ -	\$ -	
	Federal Emergency Relief Program	\$ -	\$ -	\$ -	\$ -	\$ -	\$ -	\$ -	\$ -	\$ -	
	Federal Hazard Mitigation Grant Program	\$ -	\$ -	\$ -	\$ -	\$ -	\$ -	\$ -	\$ -	\$ -	
	Federal Highway Safety Improvement Program	\$ -	\$ -	\$ -	\$ -	\$ -	\$ -	\$ -	\$ -	\$ -	
	Federal, FEMA Public Assistance	\$ -	\$ -	\$ -	\$ -	\$ -	\$ -	\$ -	\$ -	\$ -	
	Federal, Economic Development Administration	\$ -	\$ -	\$ -	\$ -	\$ -	\$ -	\$ -	\$ -	\$ -	
	Federal, United States Department of Agriculture	\$ -	\$ -	\$ -	\$ -	\$ -	\$ -	\$ -	\$ -	\$ -	
	Gas Tax / Streets	\$ -	\$ -	\$ -	\$ -	\$ -	\$ -	\$ -	\$ -	\$ -	
2110	Local Transportation / Transit	\$ -	\$ -	\$ -	\$ -	\$ -	\$ -	\$ -	\$ -	\$ -	
	Measure "C"/"V"	\$ -	\$ -	\$ -	\$ -	\$ -	\$ -	\$ -	\$ -	\$ -	
	Other, Community:	\$ -	\$ -	\$ -	\$ -	\$ -	\$ -	\$ -	\$ -	\$ -	
2320	Other, Federal:	\$ -	\$ -	\$ -	\$ -	\$ -	\$ -	\$ -	\$ -	\$ -	
	Other, State:	\$ -	\$ -	\$ -	\$ -	\$ -	\$ -	\$ -	\$ -	\$ -	
	State Active Transportation Program	\$ -	\$ -	\$ -	\$ -	\$ -	\$ -	\$ -	\$ -	\$ -	
	State Water Board Financial Assistance	\$ -	\$ -	\$ -	\$ -	\$ -	\$ -	\$ -	\$ -	\$ -	
	CDBG-DR	\$ -	\$ 700	\$ 799,300	\$ 800,000	\$ 600,000	\$ 12,800,000	\$ -	\$ -	\$ 15,000,000	
	Utility Reimbursements	\$ -	\$ -	\$ -	\$ -	\$ -	\$ -	\$ -	\$ -	\$ -	
	Insurance	\$ -	\$ -	\$ -	\$ -	\$ -	\$ -	\$ -	\$ -	\$ -	
	Program Participant	\$ -	\$ -	\$ -	\$ -	\$ -	\$ -	\$ -	\$ -	\$ -	
	Unfunded	\$ -	\$ -	\$ -	\$ -	\$ -	\$ -	\$ -	\$ -	\$ -	
Annual Total		\$ -	\$ 700	\$ 799,300	\$ 800,000	\$ 600,000	\$ 12,800,000	\$ -	\$ -	\$ 15,000,000	

**Town of Paradise Fiscal Year 2023/2024
Capital Improvement & Disaster Recovery Plan**

Project Title: Skyway/Pentz Intersection Improvements	Est. Start Date: 7/1/2023	Project Description The Skyway/Pentz Intersection Improvements project will increase capacity with the construction of additional turn lanes and will provide for large vehicle turning radius. The project will require right-of-way acquisition.
CIP/DR: CDBG-DR	Est. End Date: 6/30/2026	
Project No.: 9426	Department(s): PW	
Grant No.:	Funding Status: Secured	

Project Development Costs											
Code	Project Phase / Type	Actuals Prior Years	Est. Actual 2022/2023	2023/2024	2024/2025	2025/2026	2026/2027	2027/2028	2028/Beyond	Total Costs	
	Facilities Replacement / Construction	\$ -	\$ -	\$ -	\$ -	\$ -	\$ -	\$ -	\$ -	\$ -	
	Equipment Replacement / Construction	\$ -	\$ -	\$ -	\$ -	\$ -	\$ -	\$ -	\$ -	\$ -	
	Program Deployment	\$ -	\$ -	\$ -	\$ -	\$ -	\$ -	\$ -	\$ -	\$ -	
	Alternatives Analysis / Report Preparation	\$ -	\$ -	\$ -	\$ -	\$ -	\$ -	\$ -	\$ -	\$ -	
	Project Approval & Environmental Document	\$ -	\$ -	150,000	\$ -	\$ -	\$ -	\$ -	\$ -	150,000	
	Plans, Specifications & Estimates	\$ -	\$ -	100,000	400,000	\$ -	\$ -	\$ -	\$ -	500,000	
	Preliminary Engineering/Planning	\$ -	\$ -	\$ -	200,000	\$ -	\$ -	\$ -	\$ -	200,000	
	Right of Way & Utility Relocation	\$ -	\$ -	\$ -	\$ -	\$ -	\$ -	\$ -	\$ -	\$ -	
	Construction Engineering	\$ -	\$ -	\$ -	\$ -	550,000	\$ -	\$ -	\$ -	550,000	
	Construction/Implementation	\$ -	\$ -	\$ -	\$ -	3,100,000	\$ -	\$ -	\$ -	3,100,000	
	Non-Infrastructure (Education Component)	\$ -	\$ -	\$ -	\$ -	\$ -	\$ -	\$ -	\$ -	\$ -	
Annual Total		\$ -	\$ -	250,000	600,000	3,650,000	\$ -	\$ -	\$ -	4,500,000	

Project Development Funding											
Code	Project Funding Source	Actuals Prior Years	Est. Actual 2022/2023	2023/2024	2024/2025	2025/2026	2026/2027	2027/2028	2028/Beyond	Total Funding	
	General Fund	\$ -	\$ -	\$ -	\$ -	\$ -	\$ -	\$ -	\$ -	\$ -	
	Federal Congestion Mitigation Air Quality	\$ -	\$ -	\$ -	\$ -	\$ -	\$ -	\$ -	\$ -	\$ -	
	Federal Emergency Relief Program	\$ -	\$ -	\$ -	\$ -	\$ -	\$ -	\$ -	\$ -	\$ -	
	Federal Hazard Mitigation Grant Program	\$ -	\$ -	\$ -	\$ -	\$ -	\$ -	\$ -	\$ -	\$ -	
	Federal Highway Safety Improvement Program	\$ -	\$ -	\$ -	\$ -	\$ -	\$ -	\$ -	\$ -	\$ -	
	Federal, FEMA Public Assistance	\$ -	\$ -	\$ -	\$ -	\$ -	\$ -	\$ -	\$ -	\$ -	
	Federal, Economic Development Administration	\$ -	\$ -	\$ -	\$ -	\$ -	\$ -	\$ -	\$ -	\$ -	
	Federal, United States Department of Agriculture	\$ -	\$ -	\$ -	\$ -	\$ -	\$ -	\$ -	\$ -	\$ -	
	Gas Tax / Streets	\$ -	\$ -	\$ -	\$ -	\$ -	\$ -	\$ -	\$ -	\$ -	
2110	Local Transportation / Transit	\$ -	\$ -	\$ -	\$ -	\$ -	\$ -	\$ -	\$ -	\$ -	
	Measure "C"/"V"	\$ -	\$ -	\$ -	\$ -	\$ -	\$ -	\$ -	\$ -	\$ -	
	Other, Community:	\$ -	\$ -	\$ -	\$ -	\$ -	\$ -	\$ -	\$ -	\$ -	
2320	Other, Federal:	\$ -	\$ -	\$ -	\$ -	\$ -	\$ -	\$ -	\$ -	\$ -	
	Other, State:	\$ -	\$ -	\$ -	\$ -	\$ -	\$ -	\$ -	\$ -	\$ -	
	State Active Transportation Program	\$ -	\$ -	\$ -	\$ -	\$ -	\$ -	\$ -	\$ -	\$ -	
	State Water Board Financial Assistance	\$ -	\$ -	\$ -	\$ -	\$ -	\$ -	\$ -	\$ -	\$ -	
	CDBG-DR	\$ -	\$ -	250,000	600,000	3,650,000	\$ -	\$ -	\$ -	4,500,000	
	Utility Reimbursements	\$ -	\$ -	\$ -	\$ -	\$ -	\$ -	\$ -	\$ -	\$ -	
	Insurance	\$ -	\$ -	\$ -	\$ -	\$ -	\$ -	\$ -	\$ -	\$ -	
	Program Participant	\$ -	\$ -	\$ -	\$ -	\$ -	\$ -	\$ -	\$ -	\$ -	
	Unfunded	\$ -	\$ -	\$ -	\$ -	\$ -	\$ -	\$ -	\$ -	\$ -	
Annual Total		\$ -	\$ -	250,000	600,000	3,650,000	\$ -	\$ -	\$ -	4,500,000	

**Town of Paradise Fiscal Year 2023/2024
Capital Improvement & Disaster Recovery Plan**

Project Title: Pentz Road Widening	Est. Start Date: 7/1/2023	Project Description The Pentz Road Widening project will widen Pentz Road from Skyway to Pearson Road to include a 12-foot-wide center turn lane, widened shoulders, and a multi-use pathway. The project builds upon the FHWA disaster recovery efforts that are rehabilitating the existing roadway pavement.
CIP/DR: CDBG-DR	Est. End Date: 6/30/2027	
Project No.: 9427	Department(s): PW	
Grant No.:	Funding Status: Secured	

Project Development Costs											
Code	Project Phase / Type	Actuals Prior Years	Est. Actual 2022/2023	2023/2024	2024/2025	2025/2026	2026/2027	2027/2028	2028/Beyond		Total Costs
	Facilities Replacement / Construction	\$ -	\$ -	\$ -	\$ -	\$ -	\$ -	\$ -	\$ -	\$ -	\$ -
	Equipment Replacement / Construction	\$ -	\$ -	\$ -	\$ -	\$ -	\$ -	\$ -	\$ -	\$ -	\$ -
	Program Deployment	\$ -	\$ -	\$ -	\$ -	\$ -	\$ -	\$ -	\$ -	\$ -	\$ -
	Alternatives Analysis / Report Preparation	\$ -	\$ -	\$ -	\$ -	\$ -	\$ -	\$ -	\$ -	\$ -	\$ -
	Project Approval & Environmental Document	\$ -	\$ -	\$ 900,000	\$ -	\$ -	\$ -	\$ -	\$ -	\$ -	\$ 900,000
	Plans, Specifications & Estimates	\$ -	\$ -	\$ 1,000,000	\$ 2,200,000	\$ -	\$ -	\$ -	\$ -	\$ -	\$ 3,200,000
	Preliminary Engineering/Planning	\$ -	\$ -	\$ -	\$ -	\$ -	\$ -	\$ -	\$ -	\$ -	\$ -
	Right of Way & Utility Relocation	\$ -	\$ -	\$ -	\$ 7,500,000	\$ -	\$ -	\$ -	\$ -	\$ -	\$ 7,500,000
	Construction Engineering	\$ -	\$ -	\$ -	\$ -	\$ 1,950,000	\$ 2,950,000	\$ 1,000,000	\$ -	\$ -	\$ 5,900,000
	Construction/Implementation	\$ -	\$ -	\$ -	\$ -	\$ 10,000,000	\$ 16,750,000	\$ 6,750,000	\$ -	\$ -	\$ 33,500,000
	Non-Infrastructure (Education Component)	\$ -	\$ -	\$ -	\$ -	\$ -	\$ -	\$ -	\$ -	\$ -	\$ -
Annual Total		\$ -	\$ -	\$ 1,900,000	\$ 9,700,000	\$ 11,950,000	\$ 19,700,000	\$ 7,750,000	\$ -	\$ -	\$ 51,000,000

Project Development Funding											
Code	Project Funding Source	Actuals Prior Years	Est. Actual 2022/2023	2023/2024	2024/2025	2025/2026	2026/2027	2027/2028	2028/Beyond		Total Funding
	General Fund	\$ -	\$ -	\$ -	\$ -	\$ -	\$ -	\$ -	\$ -	\$ -	\$ -
	Federal Congestion Mitigation Air Quality	\$ -	\$ -	\$ -	\$ -	\$ -	\$ -	\$ -	\$ -	\$ -	\$ -
	Federal Emergency Relief Program	\$ -	\$ -	\$ -	\$ -	\$ -	\$ -	\$ -	\$ -	\$ -	\$ -
	Federal Hazard Mitigation Grant Program	\$ -	\$ -	\$ -	\$ -	\$ -	\$ -	\$ -	\$ -	\$ -	\$ -
	Federal Highway Safety Improvement Program	\$ -	\$ -	\$ -	\$ -	\$ -	\$ -	\$ -	\$ -	\$ -	\$ -
	Federal, FEMA Public Assistance	\$ -	\$ -	\$ -	\$ -	\$ -	\$ -	\$ -	\$ -	\$ -	\$ -
	Federal, Economic Development Administration	\$ -	\$ -	\$ -	\$ -	\$ -	\$ -	\$ -	\$ -	\$ -	\$ -
	Federal, United States Department of Agriculture	\$ -	\$ -	\$ -	\$ -	\$ -	\$ -	\$ -	\$ -	\$ -	\$ -
	Gas Tax / Streets	\$ -	\$ -	\$ -	\$ -	\$ -	\$ -	\$ -	\$ -	\$ -	\$ -
2110	Local Transportation / Transit	\$ -	\$ -	\$ -	\$ -	\$ -	\$ -	\$ -	\$ -	\$ -	\$ -
	Measure "C"/"V"	\$ -	\$ -	\$ -	\$ -	\$ -	\$ -	\$ -	\$ -	\$ -	\$ -
	Other, Community:	\$ -	\$ -	\$ -	\$ -	\$ -	\$ -	\$ -	\$ -	\$ -	\$ -
2320	Other, Federal:	\$ -	\$ -	\$ -	\$ -	\$ -	\$ -	\$ -	\$ -	\$ -	\$ -
	Other, State:	\$ -	\$ -	\$ -	\$ -	\$ -	\$ -	\$ -	\$ -	\$ -	\$ -
	State Active Transportation Program	\$ -	\$ -	\$ -	\$ -	\$ -	\$ -	\$ -	\$ -	\$ -	\$ -
	State Water Board Financial Assistance	\$ -	\$ -	\$ -	\$ -	\$ -	\$ -	\$ -	\$ -	\$ -	\$ -
	CDBG-DR	\$ -	\$ -	\$ 1,900,000	\$ 9,700,000	\$ 11,950,000	\$ 19,700,000	\$ 7,750,000	\$ -	\$ -	\$ 51,000,000
	Utility Reimbursements	\$ -	\$ -	\$ -	\$ -	\$ -	\$ -	\$ -	\$ -	\$ -	\$ -
	Insurance	\$ -	\$ -	\$ -	\$ -	\$ -	\$ -	\$ -	\$ -	\$ -	\$ -
	Program Participant	\$ -	\$ -	\$ -	\$ -	\$ -	\$ -	\$ -	\$ -	\$ -	\$ -
	Unfunded	\$ -	\$ -	\$ -	\$ -	\$ -	\$ -	\$ -	\$ -	\$ -	\$ -
Annual Total		\$ -	\$ -	\$ 1,900,000	\$ 9,700,000	\$ 11,950,000	\$ 19,700,000	\$ 7,750,000	\$ -	\$ -	\$ 51,000,000

**Town of Paradise Fiscal Year 2023/2024
Capital Improvement & Disaster Recovery Plan**

Project Title: Roe Road Phase 1	Est. Start Date: 7/1/2023	Project Description Roe Road Phase 1 Project will construct a new three lane 1.25-mile roadway with wide shoulders. The project will include a Class I multi-use pathway, ADA curb ramps, storm drain infrastructure, and intersections with Pentz Road, Edgewood Lane, and South Libby Road.
CIP/DR: CDBG-DR	Est. End Date: 6/30/2028	
Project No.: 9428	Department(s): PW	
Grant No.:	Funding Status: Funded	

Project Development Costs											
Code	Project Phase / Type	Actuals Prior Years	Est. Actual 2022/2023	2023/2024	2024/2025	2025/2026	2026/2027	2027/2028	2028/Beyond	Total Costs	
	Facilities Replacement / Construction	\$ -	\$ -	\$ -	\$ -	\$ -	\$ -	\$ -	\$ -	\$ -	
	Equipment Replacement / Construction	\$ -	\$ -	\$ -	\$ -	\$ -	\$ -	\$ -	\$ -	\$ -	
	Program Deployment	\$ -	\$ -	\$ -	\$ -	\$ -	\$ -	\$ -	\$ -	\$ -	
	Alternatives Analysis / Report Preparation	\$ -	\$ -	\$ -	\$ -	\$ -	\$ -	\$ -	\$ -	\$ -	
	Project Approval & Environmental Document	\$ -	\$ 1,018	\$ 398,982	\$ 1,100,000	\$ -	\$ -	\$ -	\$ -	\$ 1,500,000	
	Plans, Specifications & Estimates	\$ -	\$ -	\$ 1,416,000	\$ 3,416,000	\$ -	\$ -	\$ -	\$ -	\$ 4,832,000	
	Preliminary Engineering/Planning	\$ -	\$ -	\$ -	\$ -	\$ -	\$ -	\$ -	\$ -	\$ -	
	Right of Way & Utility Relocation	\$ -	\$ -	\$ -	\$ 5,000,000	\$ 5,000,000	\$ -	\$ -	\$ -	\$ 10,000,000	
	Construction Engineering	\$ -	\$ -	\$ -	\$ -	\$ -	\$ 1,000,000	\$ 5,500,000	\$ -	\$ 6,500,000	
	Construction/Implementation	\$ -	\$ -	\$ -	\$ -	\$ -	\$ 7,568,000	\$ 30,000,000	\$ -	\$ 37,568,000	
	Non-Infrastructure (Education Component)	\$ -	\$ -	\$ -	\$ -	\$ -	\$ -	\$ -	\$ -	\$ -	
Annual Total		\$ -	\$ 1,018	\$ 1,814,982	\$ 9,516,000	\$ 5,000,000	\$ 8,568,000	\$ 35,500,000	\$ -	\$ 60,400,000	

Project Development Funding											
Code	Project Funding Source	Actuals Prior Years	Est. Actual 2022/2023	2023/2024	2024/2025	2025/2026	2026/2027	2027/2028	2028/Beyond	Total Funding	
	General Fund	\$ -	\$ -	\$ -	\$ -	\$ -	\$ -	\$ -	\$ -	\$ -	
	Federal Congestion Mitigation Air Quality	\$ -	\$ -	\$ -	\$ -	\$ -	\$ -	\$ -	\$ -	\$ -	
	Federal Emergency Relief Program	\$ -	\$ -	\$ -	\$ -	\$ -	\$ -	\$ -	\$ -	\$ -	
	Federal Hazard Mitigation Grant Program	\$ -	\$ -	\$ -	\$ -	\$ -	\$ -	\$ -	\$ -	\$ -	
	Federal Highway Safety Improvement Program	\$ -	\$ -	\$ -	\$ -	\$ -	\$ -	\$ -	\$ -	\$ -	
	Federal, FEMA Public Assistance	\$ -	\$ -	\$ -	\$ -	\$ -	\$ -	\$ -	\$ -	\$ -	
	Federal, Economic Development Administration	\$ -	\$ -	\$ -	\$ -	\$ -	\$ -	\$ -	\$ -	\$ -	
	Federal, United States Department of Agriculture	\$ -	\$ -	\$ -	\$ -	\$ -	\$ -	\$ -	\$ -	\$ -	
	Gas Tax / Streets	\$ -	\$ -	\$ -	\$ -	\$ -	\$ -	\$ -	\$ -	\$ -	
2110	Local Transportation / Transit	\$ -	\$ -	\$ -	\$ -	\$ -	\$ -	\$ -	\$ -	\$ -	
	Measure "C"/"V"	\$ -	\$ -	\$ -	\$ -	\$ -	\$ -	\$ -	\$ -	\$ -	
	Other, Community:	\$ -	\$ -	\$ -	\$ -	\$ -	\$ -	\$ -	\$ -	\$ -	
2320	Other, Federal:	\$ -	\$ -	\$ -	\$ 1,800,000	\$ -	\$ -	\$ -	\$ -	\$ 1,800,000	
	Other, State:	\$ -	\$ -	\$ -	\$ -	\$ -	\$ -	\$ -	\$ -	\$ -	
	State Active Transportation Program	\$ -	\$ -	\$ -	\$ -	\$ -	\$ -	\$ -	\$ -	\$ -	
	State Water Board Financial Assistance	\$ -	\$ -	\$ -	\$ -	\$ -	\$ -	\$ -	\$ -	\$ -	
	CDBG-DR	\$ -	\$ 1,018	\$ 1,814,982	\$ 7,716,000	\$ 5,000,000	\$ 8,568,000	\$ 35,500,000	\$ -	\$ 58,600,000	
	Utility Reimbursements	\$ -	\$ -	\$ -	\$ -	\$ -	\$ -	\$ -	\$ -	\$ -	
	Insurance	\$ -	\$ -	\$ -	\$ -	\$ -	\$ -	\$ -	\$ -	\$ -	
	Program Participant	\$ -	\$ -	\$ -	\$ -	\$ -	\$ -	\$ -	\$ -	\$ -	
	Unfunded	\$ -	\$ -	\$ -	\$ -	\$ -	\$ -	\$ -	\$ -	\$ -	
Annual Total		\$ -	\$ 1,018	\$ 1,814,982	\$ 9,516,000	\$ 5,000,000	\$ 8,568,000	\$ 35,500,000	\$ -	\$ 60,400,000	

**Town of Paradise Fiscal Year 2023/2024
Capital Improvement & Disaster Recovery Plan**

Project Title: Interim Striping Safety Projects 2023	Est. Start Date: 7/1/2023	Project Description Annual striping project will address the highest priority areas, arterials and collectors, in order to ensure safety for drivers and pedestrians.
CIP/DR:	Est. End Date: 6/30/2024	
Project No.: 9429	Department(s): PW	
Grant No.:	Funding Status: Funded	

Project Development Costs											
Code	Project Phase / Type	Actuals Prior Years	Est. Actual 2022/2023	2023/2024	2024/2025	2025/2026	2026/2027	2027/2028	2028/Beyond		Total Costs
	Facilities Replacement / Construction	\$ -	\$ -	\$ -	\$ -	\$ -	\$ -	\$ -	\$ -	\$ -	\$ -
	Equipment Replacement / Construction	\$ -	\$ -	\$ -	\$ -	\$ -	\$ -	\$ -	\$ -	\$ -	\$ -
	Program Deployment	\$ -	\$ -	\$ -	\$ -	\$ -	\$ -	\$ -	\$ -	\$ -	\$ -
	Alternatives Analysis / Report Preparation	\$ -	\$ -	\$ -	\$ -	\$ -	\$ -	\$ -	\$ -	\$ -	\$ -
	Project Approval & Environmental Document	\$ -	\$ -	\$ -	\$ -	\$ -	\$ -	\$ -	\$ -	\$ -	\$ -
	Plans, Specifications & Estimates	\$ -	\$ -	\$ -	\$ -	\$ -	\$ -	\$ -	\$ -	\$ -	\$ -
	Preliminary Engineering/Planning	\$ -	\$ -	\$ -	\$ -	\$ -	\$ -	\$ -	\$ -	\$ -	\$ -
	Right of Way & Utility Relocation	\$ -	\$ -	\$ -	\$ -	\$ -	\$ -	\$ -	\$ -	\$ -	\$ -
	Construction Engineering	\$ -	\$ -	\$ 5,000	\$ -	\$ -	\$ -	\$ -	\$ -	\$ -	\$ 5,000
	Construction/Implementation	\$ -	\$ -	\$ 95,000	\$ -	\$ -	\$ -	\$ -	\$ -	\$ -	\$ 95,000
	Non-Infrastructure (Education Component)	\$ -	\$ -	\$ -	\$ -	\$ -	\$ -	\$ -	\$ -	\$ -	\$ -
Annual Total		\$ -	\$ -	\$ 100,000	\$ -	\$ -	\$ -	\$ -	\$ -	\$ -	\$ 100,000

Project Development Funding											
Code	Project Funding Source	Actuals Prior Years	Est. Actual 2022/2023	2023/2024	2024/2025	2025/2026	2026/2027	2027/2028	2028/Beyond		Total Funding
	General Fund	\$ -	\$ -	\$ -	\$ -	\$ -	\$ -	\$ -	\$ -	\$ -	\$ -
	Federal Congestion Mitigation Air Quality	\$ -	\$ -	\$ -	\$ -	\$ -	\$ -	\$ -	\$ -	\$ -	\$ -
	Federal Emergency Relief Program	\$ -	\$ -	\$ -	\$ -	\$ -	\$ -	\$ -	\$ -	\$ -	\$ -
	Federal Hazard Mitigation Grant Program	\$ -	\$ -	\$ -	\$ -	\$ -	\$ -	\$ -	\$ -	\$ -	\$ -
	Federal Highway Safety Improvement Program	\$ -	\$ -	\$ -	\$ -	\$ -	\$ -	\$ -	\$ -	\$ -	\$ -
	Federal, FEMA Public Assistance	\$ -	\$ -	\$ -	\$ -	\$ -	\$ -	\$ -	\$ -	\$ -	\$ -
	Federal, Economic Development Administration	\$ -	\$ -	\$ -	\$ -	\$ -	\$ -	\$ -	\$ -	\$ -	\$ -
	Federal, United States Department of Agriculture	\$ -	\$ -	\$ -	\$ -	\$ -	\$ -	\$ -	\$ -	\$ -	\$ -
	Gas Tax / Streets	\$ -	\$ -	\$ -	\$ -	\$ -	\$ -	\$ -	\$ -	\$ -	\$ -
2110	Local Transportation / Transit	\$ -	\$ -	\$ 100,000	\$ -	\$ -	\$ -	\$ -	\$ -	\$ -	\$ 100,000
	Measure "C"/"V"	\$ -	\$ -	\$ -	\$ -	\$ -	\$ -	\$ -	\$ -	\$ -	\$ -
	Other, Community:	\$ -	\$ -	\$ -	\$ -	\$ -	\$ -	\$ -	\$ -	\$ -	\$ -
2320	Other, Federal:	\$ -	\$ -	\$ -	\$ -	\$ -	\$ -	\$ -	\$ -	\$ -	\$ -
	Other, State:	\$ -	\$ -	\$ -	\$ -	\$ -	\$ -	\$ -	\$ -	\$ -	\$ -
	State Active Transportation Program	\$ -	\$ -	\$ -	\$ -	\$ -	\$ -	\$ -	\$ -	\$ -	\$ -
	State Water Board Financial Assistance	\$ -	\$ -	\$ -	\$ -	\$ -	\$ -	\$ -	\$ -	\$ -	\$ -
	CDBG-DR	\$ -	\$ -	\$ -	\$ -	\$ -	\$ -	\$ -	\$ -	\$ -	\$ -
	Utility Reimbursements	\$ -	\$ -	\$ -	\$ -	\$ -	\$ -	\$ -	\$ -	\$ -	\$ -
	Insurance	\$ -	\$ -	\$ -	\$ -	\$ -	\$ -	\$ -	\$ -	\$ -	\$ -
	Program Participant	\$ -	\$ -	\$ -	\$ -	\$ -	\$ -	\$ -	\$ -	\$ -	\$ -
	Unfunded	\$ -	\$ -	\$ -	\$ -	\$ -	\$ -	\$ -	\$ -	\$ -	\$ -
Annual Total		\$ -	\$ -	\$ 100,000	\$ -	\$ -	\$ -	\$ -	\$ -	\$ -	\$ 100,000

**Town of Paradise Fiscal Year 2023/2024
Capital Improvement & Disaster Recovery Plan**

Project Title: Pearson Road Hilltop Guard Rail Project CIP/DR: Project No.: 9430 Grant No.:	Est. Start Date: 7/1/2023 Est. End Date: 6/30/2024 Department(s): PW Funding Status: Funded	Project Description Installation of approximately 300 LF of metal beam guardrail along Pearson Road, serving westbound traffic, east of Hilltop Drive.
--	--	--

Project Development Costs											
Code	Project Phase / Type	Actuals Prior Years	Est. Actual 2022/2023	2023/2024	2024/2025	2025/2026	2026/2027	2027/2028	2028/Beyond	Total Costs	
	Facilities Replacement / Construction	\$ -	\$ -	\$ -	\$ -	\$ -	\$ -	\$ -	\$ -	\$ -	
	Equipment Replacement / Construction	\$ -	\$ -	\$ -	\$ -	\$ -	\$ -	\$ -	\$ -	\$ -	
	Program Deployment	\$ -	\$ -	\$ -	\$ -	\$ -	\$ -	\$ -	\$ -	\$ -	
	Alternatives Analysis / Report Preparation	\$ -	\$ -	\$ -	\$ -	\$ -	\$ -	\$ -	\$ -	\$ -	
	Project Approval & Environmental Document	\$ -	\$ -	\$ -	\$ -	\$ -	\$ -	\$ -	\$ -	\$ -	
	Plans, Specifications & Estimates	\$ -	\$ -	\$ -	\$ -	\$ -	\$ -	\$ -	\$ -	\$ -	
	Preliminary Engineering/Planning	\$ -	\$ -	\$ -	\$ -	\$ -	\$ -	\$ -	\$ -	\$ -	
	Right of Way & Utility Relocation	\$ -	\$ -	\$ -	\$ -	\$ -	\$ -	\$ -	\$ -	\$ -	
	Construction Engineering	\$ -	\$ -	\$ -	\$ -	\$ -	\$ -	\$ -	\$ -	\$ -	
	Construction/Implementation	\$ -	\$ -	\$ 40,000	\$ -	\$ -	\$ -	\$ -	\$ -	\$ 40,000	
	Non-Infrastructure (Education Component)	\$ -	\$ -	\$ -	\$ -	\$ -	\$ -	\$ -	\$ -	\$ -	
Annual Total		\$ -	\$ -	\$ 40,000	\$ -	\$ -	\$ -	\$ -	\$ -	\$ 40,000	

Project Development Funding											
Code	Project Funding Source	Actuals Prior Years	Est. Actual 2022/2023	2023/2024	2024/2025	2025/2026	2026/2027	2027/2028	2028/Beyond	Total Funding	
	General Fund	\$ -	\$ -	\$ -	\$ -	\$ -	\$ -	\$ -	\$ -	\$ -	
	Federal Congestion Mitigation Air Quality	\$ -	\$ -	\$ -	\$ -	\$ -	\$ -	\$ -	\$ -	\$ -	
	Federal Emergency Relief Program	\$ -	\$ -	\$ -	\$ -	\$ -	\$ -	\$ -	\$ -	\$ -	
	Federal Hazard Mitigation Grant Program	\$ -	\$ -	\$ -	\$ -	\$ -	\$ -	\$ -	\$ -	\$ -	
	Federal Highway Safety Improvement Program	\$ -	\$ -	\$ -	\$ -	\$ -	\$ -	\$ -	\$ -	\$ -	
	Federal, FEMA Public Assistance	\$ -	\$ -	\$ -	\$ -	\$ -	\$ -	\$ -	\$ -	\$ -	
	Federal, Economic Development Administration	\$ -	\$ -	\$ -	\$ -	\$ -	\$ -	\$ -	\$ -	\$ -	
	Federal, United States Department of Agriculture	\$ -	\$ -	\$ -	\$ -	\$ -	\$ -	\$ -	\$ -	\$ -	
	Gas Tax / Streets	\$ -	\$ -	\$ -	\$ -	\$ -	\$ -	\$ -	\$ -	\$ -	
2110	Local Transportation / Transit	\$ -	\$ -	\$ 40,000	\$ -	\$ -	\$ -	\$ -	\$ -	\$ 40,000	
	Measure "C"/"V"	\$ -	\$ -	\$ -	\$ -	\$ -	\$ -	\$ -	\$ -	\$ -	
	Other, Community:	\$ -	\$ -	\$ -	\$ -	\$ -	\$ -	\$ -	\$ -	\$ -	
2320	Other, Federal:	\$ -	\$ -	\$ -	\$ -	\$ -	\$ -	\$ -	\$ -	\$ -	
	Other, State:	\$ -	\$ -	\$ -	\$ -	\$ -	\$ -	\$ -	\$ -	\$ -	
	State Active Transportation Program	\$ -	\$ -	\$ -	\$ -	\$ -	\$ -	\$ -	\$ -	\$ -	
	State Water Board Financial Assistance	\$ -	\$ -	\$ -	\$ -	\$ -	\$ -	\$ -	\$ -	\$ -	
	CDBG-DR	\$ -	\$ -	\$ -	\$ -	\$ -	\$ -	\$ -	\$ -	\$ -	
	Utility Reimbursements	\$ -	\$ -	\$ -	\$ -	\$ -	\$ -	\$ -	\$ -	\$ -	
	Insurance	\$ -	\$ -	\$ -	\$ -	\$ -	\$ -	\$ -	\$ -	\$ -	
	Program Participant	\$ -	\$ -	\$ -	\$ -	\$ -	\$ -	\$ -	\$ -	\$ -	
	Unfunded	\$ -	\$ -	\$ -	\$ -	\$ -	\$ -	\$ -	\$ -	\$ -	
Annual Total		\$ -	\$ -	\$ 40,000	\$ -	\$ -	\$ -	\$ -	\$ -	\$ 40,000	

**Town of Paradise Fiscal Year 2023/2024
Capital Improvement & Disaster Recovery Plan**

Project Title: Roadside Evacuation Sign Project	Est. Start Date: 7/1/2023	Project Description Installation evacuation zone signs townwide.
CIP/DR:	Est. End Date: 6/30/2024	
Project No.: 9431	Department(s): PW	
Grant No.:	Funding Status: Funded	

Project Development Costs											
Code	Project Phase / Type	Actuals Prior Years	Est. Actual 2022/2023	2023/2024	2024/2025	2025/2026	2026/2027	2027/2028	2028/Beyond	Total Costs	
	Facilities Replacement / Construction	\$ -	\$ -	\$ -	\$ -	\$ -	\$ -	\$ -	\$ -	\$ -	
	Equipment Replacement / Construction	\$ -	\$ -	\$ -	\$ -	\$ -	\$ -	\$ -	\$ -	\$ -	
	Program Deployment	\$ -	\$ -	\$ -	\$ -	\$ -	\$ -	\$ -	\$ -	\$ -	
	Alternatives Analysis / Report Preparation	\$ -	\$ -	\$ -	\$ -	\$ -	\$ -	\$ -	\$ -	\$ -	
	Project Approval & Environmental Document	\$ -	\$ -	\$ -	\$ -	\$ -	\$ -	\$ -	\$ -	\$ -	
	Plans, Specifications & Estimates	\$ -	\$ -	\$ -	\$ -	\$ -	\$ -	\$ -	\$ -	\$ -	
	Preliminary Engineering/Planning	\$ -	\$ -	\$ -	\$ -	\$ -	\$ -	\$ -	\$ -	\$ -	
	Right of Way & Utility Relocation	\$ -	\$ -	\$ -	\$ -	\$ -	\$ -	\$ -	\$ -	\$ -	
	Construction Engineering	\$ -	\$ -	\$ -	\$ -	\$ -	\$ -	\$ -	\$ -	\$ -	
	Construction/Implementation	\$ -	\$ -	\$ 100,000	\$ -	\$ -	\$ -	\$ -	\$ -	\$ 100,000	
	Non-Infrastructure (Education Component)	\$ -	\$ -	\$ -	\$ -	\$ -	\$ -	\$ -	\$ -	\$ -	
Annual Total		\$ -	\$ -	\$ 100,000	\$ -	\$ -	\$ -	\$ -	\$ -	\$ 100,000	

Project Development Funding											
Code	Project Funding Source	Actuals Prior Years	Est. Actual 2022/2023	2023/2024	2024/2025	2025/2026	2026/2027	2027/2028	2028/Beyond	Total Funding	
	General Fund	\$ -	\$ -	\$ -	\$ -	\$ -	\$ -	\$ -	\$ -	\$ -	
	Federal Congestion Mitigation Air Quality	\$ -	\$ -	\$ -	\$ -	\$ -	\$ -	\$ -	\$ -	\$ -	
	Federal Emergency Relief Program	\$ -	\$ -	\$ -	\$ -	\$ -	\$ -	\$ -	\$ -	\$ -	
	Federal Hazard Mitigation Grant Program	\$ -	\$ -	\$ -	\$ -	\$ -	\$ -	\$ -	\$ -	\$ -	
	Federal Highway Safety Improvement Program	\$ -	\$ -	\$ -	\$ -	\$ -	\$ -	\$ -	\$ -	\$ -	
	Federal, FEMA Public Assistance	\$ -	\$ -	\$ -	\$ -	\$ -	\$ -	\$ -	\$ -	\$ -	
	Federal, Economic Development Administration	\$ -	\$ -	\$ -	\$ -	\$ -	\$ -	\$ -	\$ -	\$ -	
	Federal, United States Department of Agriculture	\$ -	\$ -	\$ -	\$ -	\$ -	\$ -	\$ -	\$ -	\$ -	
2120	Gas Tax / Streets	\$ -	\$ -	\$ 100,000	\$ -	\$ -	\$ -	\$ -	\$ -	\$ 100,000	
2110	Local Transportation / Transit	\$ -	\$ -	\$ -	\$ -	\$ -	\$ -	\$ -	\$ -	\$ -	
	Measure "C"/"V"	\$ -	\$ -	\$ -	\$ -	\$ -	\$ -	\$ -	\$ -	\$ -	
	Other, Community:	\$ -	\$ -	\$ -	\$ -	\$ -	\$ -	\$ -	\$ -	\$ -	
2320	Other, Federal:	\$ -	\$ -	\$ -	\$ -	\$ -	\$ -	\$ -	\$ -	\$ -	
	Other, State:	\$ -	\$ -	\$ -	\$ -	\$ -	\$ -	\$ -	\$ -	\$ -	
	State Active Transportation Program	\$ -	\$ -	\$ -	\$ -	\$ -	\$ -	\$ -	\$ -	\$ -	
	State Water Board Financial Assistance	\$ -	\$ -	\$ -	\$ -	\$ -	\$ -	\$ -	\$ -	\$ -	
	CDBG-DR	\$ -	\$ -	\$ -	\$ -	\$ -	\$ -	\$ -	\$ -	\$ -	
	Utility Reimbursements	\$ -	\$ -	\$ -	\$ -	\$ -	\$ -	\$ -	\$ -	\$ -	
	Insurance	\$ -	\$ -	\$ -	\$ -	\$ -	\$ -	\$ -	\$ -	\$ -	
	Program Participant	\$ -	\$ -	\$ -	\$ -	\$ -	\$ -	\$ -	\$ -	\$ -	
	Unfunded	\$ -	\$ -	\$ -	\$ -	\$ -	\$ -	\$ -	\$ -	\$ -	
Annual Total		\$ -	\$ -	\$ 100,000	\$ -	\$ -	\$ -	\$ -	\$ -	\$ 100,000	

FY 2023/2024

Covid-19 Fund

TOWN OF PARADISE
Fiscal Year 2023/24 Budget

Account Number	Description	2022 Actual Amount	2023 Amended Budget	2023 Estimated Amount	2024 Department Requested	2024 Manager Recommend	2024 Town Council Adopted
Fund: 2095 - COVID-19 Fund							
Expenditures							
	5100 Personnel Services	61,366	50,000	37,415	-	-	-
	5200 Supplies and Services	35,944	232,500	119,660	93,742	93,742	93,742
	5300 Capital Outlay	1,005	210,240	216,789	-	-	-
	5500 Debt Service	-	-	-	-	-	-
Total Expenditures		98,316	492,740	373,864	93,742	93,742	93,742
Revenues							
	Service Fees	-	-	-	-	-	-
	Fines and Forfeitures	-	-	-	-	-	-
	Other	1,365,896	1,396,407	-	-	-	-
Total Revenues		1,365,896	1,396,407	-	-	-	-
Net Change in Fund Balance		1,267,581	903,667	(373,864)	(93,742)	(93,742)	(93,742)
Transfers In		-	-	-	-	-	-
Transfers (Out)		-	(1,689,361)	(842,204)	(1,222,240)	(1,222,240)	(1,222,240)
Ending Fund Balance		2,532,050	1,746,356	1,315,982	-	-	-

TOWN OF PARADISE
Fiscal Year 2023/24 Budget

Account Number	Description	2022 Actual Amount	2023 Amended Budget	2023 Estimated Amount	2024 Department Requested	2024 Manager Recommend	2024 Town Council Adopted
Fund: 2095 - COVID-19 Fund							
REVENUES							
2095.00.0000.595.3320.100	Federal Revenue - Other Refunds and Reimbursements	25,983	-	-	-	-	-
2095.00.0000.595.3345.100	State Revenues - Other Refunds & Reimbursements	1,339,227	1,396,407	-	-	-	-
2095.00.0000.595.3610.100	Interest Revenue Investments	687	-	-	-	-	-
REVENUES GRAND Totals:		1,365,896	1,396,407	-	-	-	-
EXPENSES							
Department: 00 - Non Department Activity							
2095.00.0000.595.5101	Salaries - Permanent	52,056	50,000	31,894	-	-	-
2095.00.0000.595.5111	Medicare	702	-	440	-	-	-
2095.00.0000.595.5112.101	Retirement Contribution PERS	3,775	-	2,580	-	-	-
2095.00.0000.595.5114.101	Health Insurance Medical	4,043	-	2,145	-	-	-
2095.00.0000.595.5114.103	Health Insurance Vision	66	-	42	-	-	-
2095.00.0000.595.5115	Unemployment Compensation	-	-	194	-	-	-
2095.00.0000.595.5116.101	Life and Disability Insurance Life & Disab.	206	-	98	-	-	-
2095.00.0000.595.5116.102	Life and Disability Insurance Long Term/Short Term Disability	519	-	23	-	-	-
2095.00.0000.595.5202.100	Operating Supplies General	6,930	17,500	1,872	-	-	-
2095.00.0000.595.5203.100	Repairs and Maint Supplies General	2,219	-	-	-	-	-
2095.00.0000.595.5213.100	Professional/Contract Services General	500	5,000	-	-	-	-
2095.00.0000.595.5214.100	Repair and Maint Service General	1,500	-	-	-	-	-
2095.00.0000.595.5304	Furniture & Equipment	-	5,000	-	-	-	-
2095.00.0000.595.5910.010	Transfer out to General Fund	-	361,000	329,000	32,000	32,000	32,000
2095.00.0000.595.5910.070	Transfers Out To Animal Control Fund	-	-	-	400,000	400,000	400,000
2095.00.0000.595.5910.105	Transfer out to Disaster Recovery Projects Fund	-	1,328,361	513,204	790,240	790,240	790,240
Department Total: 00 - Non Department Activity		72,515	1,766,861	881,492	1,222,240	1,222,240	1,222,240
Program: 4202 - Information Technology							
2095.20.4202.595.5304	Furniture & Equipment	1,005	-	-	-	-	-
Program Total: 4202 - Information Technology		1,005	-	-	-	-	-
Program: 4203 - HR and Risk Management							
2095.20.4203.595.5202.100	Operating Supplies General	110	-	-	-	-	-
Program Total: 4203 - HR and Risk Management		110	-	-	-	-	-
Program: 4510 - Police Administration							
2095.30.4510.595.5213.100	Professional/Contract Services General	150	-	-	-	-	-

TOWN OF PARADISE
Fiscal Year 2023/24 Budget

Account Number	Description	2022 Actual Amount	2023 Amended Budget	2023 Estimated Amount	2024 Department Requested	2024 Manager Recommend	2024 Town Council Adopted
Program Total: 4510 - Police Administration		150	-	-	-	-	-
Program: 4520 - Police Operations							
2095.30.4520.595.5213.100	Professional/Contract Services General	147	-	-	-	-	-
Program Total: 4520 - Police Operations		147	-	-	-	-	-
Program: 4610 - Fire - Administration							
2095.35.4610.595.5303	Improvements	-	205,240	216,789	-	-	-
Program Total: 4610 - Fire - Administration		-	205,240	216,789	-	-	-
Program: 4720 - CDD Planning							
2095.40.4720.595.5202.100	Operating Supplies General	2,127	-	-	-	-	-
Program Total: 4720 - CDD Planning		2,127	-	-	-	-	-
Program: 4730 - Building and Onsite Inspections							
2095.40.4730.595.5202.100	Operating Supplies General	43	-	-	-	-	-
Program Total: 4730 - Building and Onsite Inspections		43	-	-	-	-	-
Program: 4747 - Public Facilities							
2095.45.4747.595.5214.100	Repair and Maint Service General	-	10,000	11,529	-	-	-
Program Total: 4747 - Public Facilities		-	10,000	11,529	-	-	-
Program: 4750 - Public Works - Streets Maint.							
2095.45.4750.595.5215.100	Rents and Leases Miscellaneous	22,218	-	-	-	-	-

TOWN OF PARADISE
Fiscal Year 2023/24 Budget

Account Number	Description	2022 Actual Amount	2023 Amended Budget	2023 Estimated Amount	2024 Department Requested	2024 Manager Recommend	2024 Town Council Adopted
Program Total: 4750 - Public Works - Streets Maint.		22,218	-	-	-	-	-
Department: 65 - Emergency Management and Disaster Recovery							
Program: 4205 - Disaster Recovery							
2095.65.4205.595.5213.100	Professional/Contract Services General	-	200,000	106,258	93,742	93,742	93,742
Program Total: 4205 - Disaster Recovery		-	200,000	106,258	93,742	93,742	93,742
EXPENSES Total		98,316	2,182,101	1,216,068	1,315,982	1,315,982	1,315,982
Change in Fund Total: 2095 - COVID-19		1,267,581	(785,694)	(1,216,068)	(1,315,982)	(1,315,982)	(1,315,982)
ENDING FUND BALANCE		2,532,050	1,746,356	1,315,982	-	-	-

Town of Paradise

Budget Transactions Report Budget Year of 2023/24

G/L Account	Transaction	Number of Units	Cost per Unit	Total Amount
EXPENSES				
Fund	2095 - COVID-19			
Program	0000 - Non Program Activity			
Account	5910.010 - Transfers Out To General Fund			
2095.00.0000.595.5910.010	Code Enf. Vehicle (49% CDD Planning/51% ARPA) (FY 22-23 budget)	1.0000	20,000.00	20,000.00
2095.00.0000.595.5910.010	Fire Inspector Vehicle (40% USDA/20% BSWW/40% ARPA) (FY 22-23)	1.0000	12,000.00	12,000.00
	Account 5910.010 - Transfers Out To General Fund Totals	Transactions	2	<u>\$32,000.00</u>
Account	5910.070 - Transfers Out To Animal Control Fund			
2095.00.0000.595.5910.070	SP.AC Shelter Expansion FY24	1.0000	400,000.00	400,000.00
	Account 5910.070 - Transfers Out To Animal Control Fund Totals	Transactions	1	<u>\$400,000.00</u>
Account	5910.105 - Transfers Out To Camp Fire Recovery Projects			
2095.00.0000.595.5910.105	Police Radio Infrastructure Replacement Project (FY 22-23 budget)	1.0000	790,240.00	790,240.00
	Account 5910.105 - Transfers Out To Camp Fire Recovery Projects Totals	Transactions	1	<u>\$790,240.00</u>
Program	4205 - Disaster Recovery			
Account	5213.100 - Professional/Contract Services General			
2095.65.4205.595.5213.100	Business Investment Grant (BIG) (FY 22-23 budget)	1.0000	10,000.00	10,000.00
2095.65.4205.595.5213.100	Camp Fire Destroyed Sign Remediation (FY 22-23 budget)	1.0000	83,742.00	83,742.00
	Account 5213.100 - Professional/Contract Services General Totals	Transactions	2	<u>\$93,742.00</u>

FY 2023/24

Paradise Recovery & Operations

TOWN OF PARADISE
Fiscal Year 2023/24 Budget

Account Number	Description	2022 Actual Amount	2023 Amended Budget	2023 Estimated Amount	2024 Department Requested	2024 Manager Recommend	2024 Town Council Adopted
Fund: 7700 - Paradise Recovery & Operations							
REVENUES							
Department: 00 - Non Department Activity							
Program: 0000 - Non Program Activity							
3610.100	Interest Revenue Investments	1,215,836	1,100,000	2,109,346	2,000,000	2,000,000	2,000,000
3616.100	Change in Investment Value - Realized Gain/Loss General	(295,421)	-	1,007,670	-	-	-
3901.100	Refunds and Reimbursements Miscellaneous	-	2,227,843	2,227,843	-	-	-
REVENUES Total		920,414	3,327,843	5,344,859	2,000,000	2,000,000	2,000,000
EXPENSES							
Department: 00 - Non Department Activity							
Program: 0000 - Non Program Activity							
5213.100	Professional/Contract Services General	83,286	84,000	84,600	85,000	85,000	85,000
5910.010	Transfers Out To General Fund	5,581,881	11,134,927	11,134,927	11,957,637	11,957,637	11,957,637
EXPENSES Total		5,665,167	11,218,927	11,219,527	12,042,637	12,042,637	12,042,637
Fund Total: 7700 - Net Change Book Value		(4,744,752)	(7,891,084)	(5,874,668)	(10,042,637)	(10,042,637)	(10,042,637)
BOOK VALUE FUND BALANCE		214,202,075	206,310,991	208,327,407	198,284,770	198,284,770	198,284,770
3615.100	Gain / Loss on Investments General	(10,924,975)	-	(1,360,451)	-	-	-
FAIR MARKET VALUE FUND BALANCE		203,277,099	206,310,991	196,041,981	185,999,344	185,999,344	185,999,344

Town of Paradise

Budget Transactions Report
Budget Year of 2023/24

G/L Account	Transaction	Number of Units	Cost per Unit	Total Amount
EXPENSES				
Fund	7700 - Paradise Recovery & Operations			
Account	5213.100 - Professional/Contract Services General			
7700.00.0000.5213.100	Meeder Investments - Fund Management / Custodial Fee	1.0000	85,000.00	85,000.00
	Account	5213.100 - Professional/Contract Services General Totals	Transactions	1
				<u>\$85,000.00</u>
Account	5910.010 - Transfer Out to General Fund			
7700.00.0000.5910.010	Transfer Out to General Fund for Operational Revenue Backfill	1.0000	11,957,637.00	11,957,637.00
	Account	5910.010 Transfer Out to General Fund Totals	Transactions	1
				<u>\$11,957,637.00</u>

FY 2023/2024

Successor Agency

TOWN OF PARADISE
Fiscal Year 2023/24 Budget

Account Number	Description	2022 Actual Amount	2023 Amended Budget	2023 Estimated Amount	2024 Department Requested	2024 Manager Recommend	2024 Town Council Adopted
Fund: 7650 - TOP as Successor RDA						-	-
Department: 60 - RDA						-	-
Program: 4975 - Successor RDANH Operations						-	-
Expenditures						-	-
	5100 Personnel Services	-	-	-	-	-	-
	5200 Supplies and Services	31,425	18,300	17,578	33,300	33,300	33,300
	5300 Capital Outlay	-	-	-	-	-	-
	5500 Debt Service	306,259	152,149	154,649	6,000	6,000	6,000
		-	-	-	-	-	-
Total Expenditures		337,684	170,449	172,227	39,300	39,300	39,300
Revenues							
	Service Fees	-	-	-	-	-	-
	Fines and Forfeitures	-	-	-	-	-	-
	Other	117	-	889	-	-	-
Total Revenues		117	-	889	-	-	-
Net Income		(337,567)	(170,449)	(171,337)	(39,300)	(39,300)	(39,300)
Transfers In		28,674	40,500	32,421	40,500	40,500	40,500
Transfers (Out)		(16,200)	(16,200)	(16,200)	(16,200)	(16,200)	(16,200)
Ending Fund Balance		(6,490,695)	(6,636,844)	(6,645,811)	(6,660,811)	(6,660,811)	(6,660,811)

TOWN OF PARADISE
Fiscal Year 2023/24 Budget

Account Number	Description	2022 Actual Amount	2023 Amended Budget	2023 Estimated Amount	2024 Department Requested	2024 Manager Recommend	2024 Town Council Adopted
Fund: 7650 - TOP as Successor RDA							
REVENUES							
Department: 60 - RDA							
Program: 4975 - Successor RDANH Operations							
3610.100	Interest Revenue Investments	117	-	889	-	-	-
3910.010	Transfers In From General Fund	-	40,500	-	40,500	40,500	40,500
3910.924	Transfers In From RDA Obligation Retirement	28,674	-	32,421	-	-	-
REVENUES Total		28,791	40,500	33,310	40,500	40,500	40,500
EXPENSES							
Department: 60 - RDA							
Program: 4975 - Successor RDANH Operations							
5213.100	Professional/Contract Services General	31,425	18,300	17,575	33,300	33,300	33,300
5225	Bank Fees and Charges	-	-	3	-	-	-
5500	Bond Payments - Fiscal Agent	8,500	6,000	8,500	6,000	6,000	6,000
5502	Debt Service Payment - Interest	297,759	146,149	146,149	-	-	-
5910.010	Transfers Out To General Fund	16,200	16,200	16,200	16,200	16,200	16,200
EXPENSES Total		353,884	186,649	188,427	55,500	55,500	55,500
Fund Total: 7650 - Net Change		(325,093)	(146,149)	(155,116)	(15,000)	(15,000)	(15,000)
ENDING FUND BALANCE		(6,490,695)	(6,636,844)	(6,645,811)	(6,660,811)	(6,660,811)	(6,660,811)

Town of Paradise

Budget Transactions Report
Budget Year of 2023/24

G/L Account	Transaction	Number of Units	Cost per Unit	Total Amount
EXPENSES				
Fund	7650 - TOP as Successor RDA			
Department	60 - RDA			
Program	4975 - Successor RDANH Operations			
Account	5213.100 - Professional/Contract Services General			
7650.60.4975.5213.100	Additional Counsel Services	1.0000	15,000.00	15,000.00
7650.60.4975.5213.100	Jones Hall Counsel Services	1.0000	15,000.00	15,000.00
7650.60.4975.5213.100	Wildan Continuing Disclosure Fees	1.0000	3,300.00	3,300.00
	Account 5213.100 - Professional/Contract Services General Totals	Transactions	3	<u>\$33,300.00</u>
Account	5500 - Bond Payments - Fiscal Agent			
7650.60.4975.5500	Wells Fargo 2009 Trustee Fees	1.0000	2,000.00	2,000.00
7650.60.4975.5500	Wells Fargo 2016 Trustee Fees	1.0000	4,000.00	4,000.00
	Account 5500 - Bond Payments - Fiscal Agent Totals	Transactions	2	<u>\$6,000.00</u>
Account	5910.010 - Transfers Out To General Fund			
7650.60.4975.5910.010	Legal Services & Central Service Costs	1.0000	16,200.00	16,200.00
		Transactions	1.00	<u>\$16,200.00</u>

FY 2023/2024

Resolutions

**TOWN OF PARADISE
FISCAL YEAR 2023-2024 APPROPRIATIONS
RESOLUTION NO.**

WHEREAS, the Town council has reviewed the proposed preliminary 2022-2023 budget that was presented during a budget meeting on June 28, 2023.

NOW, THEREFORE, BE IT RESOLVED, that the Town Council after this review has determined the following budget appropriations and operating transfers for the fiscal Year 2023-2024.

**PROPOSED FISCAL YEAR ANNUAL APPROPRIATIONS AND TRANSFERS
BY FUNDING SOURCES FOR FISCAL YEAR ENDING JUNE 30, 2024.**

Fund	Description	Fiscal Year Appropriations	Operating Transfer IN	Operating Transfer OUT
GOVERNMENTAL FUNDS				
1010	General Fund without Measure "V"	20,059,518	14,446,932	(1,962,526)
1010	Measure "V"	945,000		(355,000)
7700	PG&E Settlement Fund	85,000	-	(11,957,637)
GENERAL FUND		21,089,518	14,446,932	(14,275,163)
SPECIAL REVENUE FUNDS				
Administration				
7627	Tech Equipment Replacement Fund	224,000	-	(46,000)
Total Special Revenue Administration Funds		224,000	-	(46,000)
Business and Housing Services				
2160	BHS - Economic Development	617,080	1,372,238	(150,281)
2161	BHS - HUD Revolving Loan Fund	-	-	-
2162	BHS - HOME Loan Fund	830,000	-	(152,000)
2163	BHS - Cal Home Loan Fund	480,000	-	(115,100)
2300	BHS - CDBG 2019 Covid Response	208,000	-	(8,000)
2320	BHS - 2020 CDBG	43,600	-	-

Fund	Description	Fiscal Year Appropriations	Operating Transfer IN	
				-
				-
2321	BHS - 2021 CDBG	-	-	-
2322	BHS - 2022 CDBG	12,899	-	-
2323	BHS Econ Dev Fund	100,691	-	(20,138)
2413	BHS 2013 CalHome Grant	-	-	-
2420	BHS - 2020 Cal Home DA Grant	5,700,000	-	(1,020,000)
2923	Town of Paradise Housing Revolving Loan Fund	-	2,500	-
Total Special Revenue Business & Housing Funds		7,992,270	1,374,738	(1,465,519)
Community Development				
2030	Building Safety & Waste Water Services	3,217,045	47,400	(481,583)
2215	Abandoned Vehicle Abatement (AVA)	16,614	-	(10,000)
7628	General Plan Update Fund	-	-	(800,000)
7640	Disability Access and Education	2,400	-	(1,400)
Total Special Revenue Community Development Funds		3,236,059	47,400	(1,292,983)
Disaster Management and Recovery				
2090	Camp Fire Recovery	8,673,574	844,422	(7,530)
2095	COVID-19	93,742	-	(1,222,240)
Total Disaster Management and Recovery Funds		8,767,316	844,422	(1,229,770)
Public Safety				
2070	Animal Control Fund	1,031,491	769,769	(75,316)
2140	Traffic Safety Fines & Fees	-	-	(2,250)
2204	State SLESF Fund	176,389	-	-
7808	Canine Protection Unit Donation Fund	2,000	-	-
7811	Animal Control Misc Donation Fund	-	-	(6,917)
Total Special Revenue Public Safety Funds		1,209,880	769,769	(84,483)

Public Works				
2120	Gas Tax	2,278,575	908,041	(439,183)
2505	Memorial Trailway Fund	-	-	-
2510	95 DIF Impact Fee Road Improvements	-	-	-
2520	95 DIF Impact Fee Signal Improvements	-	-	-
2521	Impact Fees for Signal Along SR 191 (Clark)	-	-	-
2551	Drainage Impact Fees	-	-	(100,000)
5900	Transit Fund	1,000	-	-
Total Special Revenue Public Works Funds		2,279,575	908,041	(539,183)
Total Special Revenue Funds		23,709,100	3,944,370	(4,347,366)

Fund	Description	Fiscal Year Appropriations	Operating Transfer IN	Operating Transfer OUT
CAPITAL AND DISASTER RECOVERY PROJECT FUNDS				
2100	Capital Improvement Projects Fund	57,766,241	57,766,241	-
2105	Disaster Recovery Projects Fund	23,407,494	23,407,494	-
2110	Transportation Fund	68,303	-	(310,697)
2112	Federal Congestigation Management Air Quality	-	-	(621,917)
2130	State Water Board	-	-	(301,209)
2132	HSIP - Highway Safety Improvement Program	-	-	(187,444)
2133	Active Transportation Program	-	-	(3,215,681)
2135	FEMA Reimbursement Fund SAFER	-	-	-
2136	FEMA Grants FHMG	-	-	(7,029,164)
2137	Economic Development Admin (EDA)	-	-	(125,784)
2138	USDA Fund	-	-	(223,852)
2139	Federal-Aid Highway Act (FHWA)	-	-	(7,908,390)
2280	North Valley Foundation/Butte Strong	-	-	-
2298	Grants Misc. Federal One Time	-	-	-
2299	Grants Misc. One Time	-	-	(259,225)
2301	CDBG-DR	12,000,000	-	(60,472,874)
Total Capital Project Funds		93,242,038	81,173,735	(80,656,238)

Fund	Description	Fiscal Year Appropriations	Operating Transfer IN	Operating Transfer OUT
FIDUCIARY FUNDS				
OTHER EMPLOYEE BENEFIT TRUST FUND				
7611	GASB 45 Retiree Medical Trust	450	-	-
	Total Other Employee Benefit Trust Funds	450	-	-
PRIVATE-PURPOSE TRUST FUNDS				
7805	VIPS (Volunteers in Police Service)	800	-	-
	Total Private-Purpose Trust Funds	800	-	-
Total Town of Paradise Budget		138,041,906	99,565,037	(99,589,338)
SUCCESSOR AGENCY TO PARADISE REDEVELOPMENT AGENCY FUNDS				
2924	RDA Obligation Retirement Fund	-	-	-
7650	Successor Agency to RDA NH	39,300	40,500	(16,200)
Total Successor Agency to Paradise RDA		39,300	40,500	(16,200)

Resolution No.

PASSED AND ADOPTED by the Town Council of the Town of Paradise this 11th Day of July, 2023

By the following vote:

AYES:

NOES:

ABSENT:

NOT VOTING:

ATTEST:

Greg Bolin, Mayor

By:

Dina Volenski, Town Clerk

APPROVED AS TO FORM:

Town Attorney

Town of Paradise
Resolution No. _____

A RESOLUTION OF THE TOWN COUNCIL OF THE TOWN OF PARADISE APPROVING AND ADOPTING THE ANNUAL APPROPRIATION LIMIT (EXHIBIT A) FOR FISCAL YEAR 2023 - 2024.

NOW, THEREFORE, be it resolved by the Town Council of the Town of Paradise that the appropriations limit for the Town of Paradise fiscal year 2023 – 2024 is that which is set for the in Exhibit A.

PASSED AND ADOPTED by the Town Council of the Town of Paradise this 11th day of July, 2023, by the following vote:

AYES:

NOES:

ABSENT:

NOT VOTING:

ATTEST:

Dina Volenski, Town Clerk

APPROVED AS TO FORM:

Town Attorney

Greg Bolin, Mayor

Exhibit A – Resolution No. _____
Town of Paradise
Appropriations Limit Calculations
Fiscal Year 2023 – 2024

Percentage Population Change ¹

Butte County Population as of January 1, 2022	206,582
Butte County Population as of January 1, 2023	205,592
Percentage Change	(.48)
Population Converted to Ratio $((0.025) + 100) / 100 =$	0.9952

Inflation Adjustment Factor ²

California Per Capita Income Percent Change Over Prior Year	4.44
Per Capital Cost of Living Converted to Ratio $(4.44 + 100) / 100 =$	1.0444

Growth Factor

0.9756 (Population Change) x 1.0755 (Inflation Adjustment)	1.0394
--	--------

¹ Data provided by the California Department of Finance Demographic Research Unit

² Data provided by the California Department of Finance Demographic Research Unit

Calculation of Fiscal Year 2023 – 2024 Appropriations Limit

2022 – 2023 Appropriations Limit (last year)		20,895,599
Growth Factor @		<u>x 1.0394</u>
Appropriations Subject to Limit		21,718,780
2023 – 2024 Total Town of Paradise Appropriations		138,041,906
2023 – 2024 Exclusions:		
Qualified Capital Outlay	93,301,798	
Disaster Recovery	8,767,316	
Business & Housing Grants	7,992,270	
Community Development	<u>3,236,059</u>	<u>(113,297,443)</u>
2023 – 2024 Appropriations Subject to Limit		24,744,463

**TOWN OF PARADISE
RESOLUTION NO.**

A RESOLUTION OF THE TOWN COUNCIL OF THE TOWN OF PARADISE, CALIFORNIA, AMENDING GENERAL FUND RESERVES FOR FISCAL YEAR 2023 – 2024.

WHEREAS, the Town of Paradise needs to reserve assigned General Fund monies for the purpose of providing operating cash flow, setting aside contingency funds for unanticipated emergencies, or other unplanned financial demands on the Town's General Fund;

NOW, THEREFORE BE IT RESOLVED, by the Town Council of the Town of Paradise as follows:

Section 1: The Town Council hereby establishes for the 2023 – 2024 Fiscal Year a General Fund Reserve as follows:

Non-spendable (RDA and other loans)	\$ 2,332,204
Assigned for Property Abatements	150,000
Unassigned – Cash Flow	1,546,285
Assigned – Measure V	1,368,100
Assigned – PG&E Settlement Funds	<u>\$198,284,770</u>
Total Reserve	\$ 203,681,359

Section 2: Notwithstanding the aforementioned section, it is the intent of the Council to maintain a General Fund Unassigned (cash flow) Reserve of at least 10% of General Fund Appropriations.

PASSED AND ADOPTED by the Town Council of the Town of Paradise this 11th day of July, 2023 by the following vote:

AYES:

NOES:

ABSENT:

NOT VOTING:

Greg Bolin, Mayor

ATTEST:

BY: _____
Dina Volenski, Town Clerk

APPROVED AS TO LEGAL FORM:

BY: _____
Town Attorney

**TOWN OF PARADISE
RESOLUTION NO.**

**A RESOLUTION OF THE TOWN COUNCIL OF THE TOWN OF PARADISE APPROVING AND
ADOPTING THE TOWN OF PARADISE CAPITAL IMPROVEMENT AND DISASTER RECOVERY PLAN FOR THE
2023-2024 FISCAL YEAR**

WHEREAS, the Town of Paradise needs to plan for critical long term Capital Improvement and Disaster Recovery Projects; and

WHEREAS, a Town adopted Capital Improvement and Disaster Recovery Plan (Exhibit A) will provide a valuable planning tool for Town staff; and

WHEREAS, the capital improvement and disaster recovery plan recently prepared by staff is a planning document that is dependent upon future funding and staff resources; and

WHEREAS, This proposed Capital Improvement and Disaster Recovery Projects Plan has been reviewed by the Community Development Director and reported to be consistent with the goals and objectives of the Town’s adopted 1994 Paradise General Plan; and

WHEREAS, adoption of a Capital Improvement and Disaster Recovery Projects Plan will inform the local utilities and citizens of planned capital improvements and disaster recovery projects; and

WHEREAS, advance planning and early coordination of Capital Improvement and Disaster Recovery Projects projects will allow all affected agencies to better coordinate construction and rehabilitation projects;

NOW, THEREFORE, BE IT RESOLVED by the Town Council of the Town of Paradise as follows:

Section 1. The Capital Improvement and Disaster Recovery Plan attached as Exhibit “A” is hereby approved and adopted for the time period of July 1, 2023 through June 30, 2024.

/

/

Town of Paradise
Resolution No.

/

/

PASSED AND ADOPTED by the Town Council of the Town of Paradise this 11th day of July, 2023, by the following vote:

AYES:

NOES:

ABSENT:

NOT VOTING:

Greg Bolin, Mayor

ATTEST:

By: _____
Dina Volenski, Town Clerk

APPROVED AS TO FORM:

Town Attorney

**TOWN OF PARADISE
RESOLUTION NO. 23-
A RESOLUTION OF THE TOWN COUNCIL OF THE
TOWN OF PARADISE, CALIFORNIA,
APPROVING JOB CLASSIFICATION DESCRIPTIONS**

WHEREAS, it is prudent for the Town of Paradise to periodically review its job classification descriptions of the positions within the Town of Paradise; and

WHEREAS, to improve efficiency of certain Town functions and to appropriately reflect the duties and qualifications of its employee classifications.

NOW, THEREFORE be it resolved by the Town Council of the Town of Paradise as follows:

SECTION 1. Job class descriptions in the attached list are approved. Town staff is directed to revise Town employee Classifications based on the attached list.

PASSED AND ADOPTED by the Town Council of the Town of Paradise this 11th day of July 2023, by the following vote:

AYES:

NOES:

ABSENT:

NOT VOTING:

/s/

Mayor

ATTEST:

By: _____/s/_____
Dina Volenski, CMC, Town Clerk

APPROVED AS TO FORM:

/s/

Town Attorney

New Job Classification Descriptions

INFORMATION SYSTEMS TECHNICIAN I/II



INFORMATION SYSTEMS TECHNICIAN I/II

DEFINITION

Under supervision of the Information Systems Director, performs a variety of technical duties in support of the Town's information systems; provides technical desktop support to users; troubleshoots hardware and software problems associated with the Town's computers, telecommunication, security systems, and related equipment; installs hardware equipment and software applications; assesses user training needs and trains users in effective use of applications; makes recommendations regarding hardware and software acquisitions; and performs other related duties as assigned.

SUPERVISION RECEIVED AND EXERCISED

Receives immediate (Information Systems Technician I) to general (Information Systems Technician II) supervision from the Information Systems Director. Exercises no direct supervision over staff.

CLASS CHARACTERISTICS

Information Systems Technician I: This is the entry-level classification in the Information Systems Technician series. Initially under close supervision, incumbents learn and perform routine Town information systems, operations, practices, and procedures. As experience is gained, assignments become more varied, complex, and difficult; close supervision and frequent review of work lessen as an incumbent demonstrates skill to perform the work independently. Positions at this level usually perform most of the duties required of the positions at the Information Systems Technician II level but are not expected to function at the same skill level and usually exercise less independent discretion and judgment in matters related to work procedures and methods. Work is usually supervised while in progress and fits an established structure or pattern. Exceptions or changes in procedures are explained in detail as they arise.

Information Systems Technician II: This is the fully qualified journey-level classification in the Information Systems Technician series. Positions at this level are distinguished from the Information Systems Technician I by the performance of the full range of duties as assigned, working independently, and exercising judgment and initiative. Positions at this level receive only occasional instruction or assistance as new or unusual situations arise and are fully aware of the operating procedures and policies of the work unit.

Positions in the Information Systems Technician class series are flexibly staffed; positions at the Information Systems Technician II level are normally filled by advancement from the Information Systems Technician I level; progression to the Information Systems Technician II level is dependent on (i) management affirmation that the position is performing the full range of duties assigned to the classification; (ii) satisfactory work performance; (iii) the incumbent meeting the minimum qualifications for the classification including any licenses and certifications; and (iv) management recommendation and Town Council approval for progression to the Information Systems Technician II level.

EXAMPLES OF TYPICAL JOB FUNCTIONS (Illustrative Only)

Management reserves the right to add, modify, change, or rescind the work assignments of different positions and to make reasonable accommodations so that qualified employees can perform the essential functions of the job.

- **Information Systems Technician I:** This is the entry-level classification in the Information Systems Technician series. Initially under close supervision, incumbents learn and perform routine Town information systems, operations, practices, and procedures.
- As experience is gained, assignments become more varied, complex, and difficult; close supervision and frequent review of work lessen as an incumbent demonstrates skill to perform the work independently.
- Positions at this level usually perform most of the duties required of the positions at the Information Systems Technician II level but are not expected to function at the same skill level and usually exercise less independent discretion and judgment in matters related to work procedures and methods.
- Work is usually supervised while in progress and fits an established structure or pattern. Exceptions or changes in procedures are explained in detail as they arise.
- **Information Systems Technician II:** This is the fully qualified journey-level classification in the Information Systems Technician series. Positions at this level are distinguished from the Information Systems Technician I by the performance of the full range of duties as assigned,
- The ability to work independently, and exercise judgment and initiative. Positions at this level receive only occasional instruction or assistance as new or unusual situations arise and are fully aware of the operating procedures and policies.

QUALIFICATIONS

Positions at the Information Systems Technician I level may exercise some of these knowledge and abilities statements in a learning capacity.

Knowledge of:

- Basic principles and practices used in the operation, troubleshooting, maintenance, and administration of personal computer operating systems, personal computer system hardware, mobile computing systems, and related software systems.
- Personal computer and network system application software packages and hardware peripherals.
- Computer hardware, software, network technology, and operating system products.
- Techniques and methods of computer hardware and software evaluation and implementation.
- Theory and design of information technology.
- Local area network (LAN) and wide area network operations, and support, such as printers, modems, scanners, routers, switches, and other network devices and various applications.
- Troubleshooting, configuration, and installation techniques.
- Town and mandated safety rules, regulations, and protocols.
- Techniques for providing a high level of customer service by effectively dealing with the public, vendors, contractors, and Town staff.
- The structure and content of the English language, including the meaning and spelling of words, rules of composition, and grammar.

- Modern equipment and communication tools used for business functions and program, project, and task coordination, including computers and software programs relevant to work performed.

Ability to:

- Analyze, diagnose, and troubleshoot information technology networks, servers, and systems and workstation hardware and software using logic to solve problems.
- Operate, install, maintain, configure, and troubleshoot a variety of highly technical computer equipment and peripherals.
- Establish and maintain a computer maintenance schedule.
- Learn to use new and existing software and hardware.
- Present effective training programs and train users in the application and use of computer hardware and software.
- Compose clear and concise system procedures, correspondence, and reports.
- Make accurate arithmetic, financial, and statistical computations.
- Establish and maintain a variety of filing, recordkeeping, and tracking systems.
- Learn and understand the organization and operation of the Town and of outside agencies as necessary to assume assigned responsibilities.
- Use tact, initiative, prudence, and independent judgment within general policy and procedural guidelines.
- Independently organize work, set priorities, meet critical deadlines, and follow-up on assignments.
- Effectively use computer systems, software applications relevant to work performed, and modern business equipment to perform a variety of work tasks.
- Communicate clearly and concisely, both orally and in writing, using appropriate English grammar and syntax.
- Establish, maintain, and foster positive and effective working relationships with those contacted in the course of work.

Education and Experience:

Any combination of training and experience that would provide the required knowledge, skills, and abilities is qualifying. A typical way to obtain the required qualifications would be:

Equivalent to a bachelor's degree in computer science or completion of the twelfth (12th) grade, supplemented by college level coursework in computer science, information technology, or a related field, or previous experience working in information technology.

Information Systems Technician II: Two (2) years of increasingly responsible experience performing technical support and network administration on personal computers and peripheral equipment, including software administration.

Knowledge of law enforcement specific information systems / services a plus.

Licenses and Certifications:

Possession of a valid California Class C Driver's License and a good driving record, at the time of appointment.

PHYSICAL DEMANDS

When assigned to an office environment, must possess mobility to work in a standard office setting and use standard office equipment, including a computer; vision to read printed materials and a computer screen; and hearing and speech to communicate in person and over the telephone; ability to stand and walk between work areas may be required. Finger dexterity is needed to access, enter, and retrieve data using a computer keyboard or calculator and to operate standard office equipment. Positions in this classification often bend, stoop, kneel, reach, push, and pull equipment for access to set-up, evaluate or repair. When assigned to field inspection, must possess mobility to work in changing site conditions; possess the strength, stamina, and mobility to perform light to medium physical work; to sit, stand, and walk on level, uneven, or slippery surfaces; to reach, twist, turn, kneel, and bend, to climb and descend ladders; and to operate a motor vehicle and visit various City sites; vision to inspect site conditions and work in progress. The job involves fieldwork requiring frequent walking in operational areas to identify problems or hazards, with exposure to hazardous materials in some site locations. Employees must possess the ability to lift, carry, push, and pull materials and objects averaging a weight of 40 pounds, or heavier weights, in all cases with the use of proper equipment and/or assistance from other staff.

ENVIRONMENTAL CONDITIONS

Employees work in an office environment with moderate noise levels, controlled temperature conditions, and no direct exposure to hazardous physical substances. Employees may also work in the field and are exposed to loud noise levels, cold and hot temperatures, inclement weather conditions, road hazards, vibration, confining workspace, chemicals, mechanical and/or electrical hazards, and hazardous physical substances and fumes. Employees may interact with upset staff and/or public and private representatives in interpreting and enforcing departmental policies and procedures.

**TOWN OF PARADISE
RESOLUTION NO. 23-__**

**A RESOLUTION OF THE TOWN COUNCIL OF THE TOWN OF PARADISE, CALIFORNIA,
ADOPTING THE AMENDED SALARY PAY PLAN
FOR TOWN OF PARADISE EMPLOYEES FOR THE FISCAL YEAR 2023-2024**

WHEREAS, the Town wishes to revise the salary pay plan; and

WHEREAS, the salary pay plan will incorporate all salary paid within the Town into one salary pay plan.

NOW, THEREFORE be it resolved by the Town Council of the Town of Paradise, that the Town of Paradise salary pay plan attached to this resolution is hereby adopted.

PASSED AND ADOPTED by the Town Council of the Town of Paradise this 11th day of July, 2023, by the following vote:

AYES:

NOES: None

ABSENT: None

NOT VOTING: None

Greg Bolin, Mayor

ATTEST:

By: _____
Dina Volenski, Town Clerk

APPROVED AS TO FORM:

Town Attorney

**SUCCESSOR AGENCY TO THE PARADISE REDEVELOPMENT AGENCY
RESOLUTION NO. 2023-01**

**A RESOLUTION OF THE SUCCESSOR AGENCY TO THE PARADISE REDEVELOPMENT AGENCY
ADOPTING THE FISCAL YEAR 2023/2024
SUCCESSOR AGENCY TO THE PARADISE REDEVELOPMENT AGENCY BUDGETS**

WHEREAS, the Successor Agency to the Paradise Redevelopment Agency Board of Directors has reviewed the proposed Preliminary 2023/24 Budget recommendations that were presented for the Town of Paradise as Successor Redevelopment Agency Fund and the Redevelopment Obligation Retirement Fund at the Budget Meeting on June 28, 2023;

NOW, THEREFORE, BE IT RESOLVED that the Successor Agency to the Paradise Redevelopment Agency Board of Directors after this review has determined the Budget appropriations for the above listed funds as identified in the FY 2023/24 adopted Budget contingent upon review and approval of the Oversight Board to the Successor Agency to the Paradise Redevelopment Agency.

PASSED AND ADOPTED by the Successor Agency to the Paradise Redevelopment Agency this 11th day of July, 2023, by the following vote:

AYES:

NOES:

ABSENT:

ABSTAIN:

ATTEST:

By:

Dina Volenski, Agency Secretary

Greg Bolin, Chair

APPROVED AS TO FORM:

Agency Counsel