



# TOWN COUNCIL & SUCCESSOR AGENCY TO THE PARADISE REDEVELOPMENT AGENCY FISCAL YEAR PRELIMINARY BUDGETS June 24, 2026

## 1. OPENING

## 2. FY 2026/2027 BUDGET OVERVIEW

### 2a. Budget Message

### 2b. Personnel Structure

Organizational Structure Modifications

Organizational Chart

Position Control

Salary Pay Plan

### 2c. All Funds Summary

All Governmental Funds Appropriations by Use

All Governmental Funds Appropriations by Function

Summary of Expenditures and Revenues

Transfers

**2d. General Fund**

General Fund Summary

General Fund Revenue by Source

General Fund Appropriations by Function

General Fund Financial Uses by Use

Expense by Division

General Fund Revenue

Non-Department General Fund Expense

**2e. Measure V**

Measure V Financial Uses by Function

Measure V Committee Draft

Measure V Budget

**2f. General Fund - Town Council**

Council Budget

**2g. General Fund - Town Clerk**

Clerk Budget

**2h. General Fund - Town Manager**

Town Manager Budget

**2i. General Fund - Legal Department**

Legal Budget

**2j. General Fund - Administration**

Central Services

Information Technology

Finance

Human Resources

**2k. General Fund - Police Department**

Police Department Administration

Police Department Operations

Police Department Communications

**2l. General Fund - Fire Department**

Fire Administration

Fire Suppression

Fire Volunteers

**2m. General Fund - Community Development Department**

Planning

Solid Waste Management

**2n. General Fund - Public Works Department**

Engineering

Fleet Maintenance Budget

Community Park

Facilities

**2o. Economic Development & Emergency Operation Center**

Economic Development

Emergency Operation Center

**2p. Paradise Recovery and Operations (PRO)**

Fund 7700 - Paradise Recovery & Operations

Fund 7701 - Paradise Recovery & Operations Recovery

Fund 7702 - Paradise Recovery & Operations Emergency Reserve

**2q. Capital Improvement Projects**

Capital Improvement Projects (CIP) - Summary Report

Capital Improvement Projects (CIP) - Projects

**2r. 2030 - Building Safety & Wastewater Services**

**2s. 2070 - Animal Control**

**2t. 2090 - Camp Fire 2018**

**2u. 2110 - Transportation Fund**

- 2v.** 2112 - Fed Congest Management Air Quality (CMAQ)
- 2w.** 2113 - Local Transportation Climate Adaptation Program (LTCAP)
- 2x.** 2120 - State Gas Tax
- 2y.** 2132 - Highway Safety Improvement Program (HSIP)
- 2z.** 2133 - Active Transportation Program
- 2aa.** 2136 - FEMA Grants FHMG
- 2bb.** 2139 - Federal-Aid Highway Act (FHWA)
- 2cc.** 2140 - Traffic Safety Fines & Fees
- 2dd.** 2160 - Business & Housing Services (BHS)
- 2ee.** 2162 - BHS Home Loan Fund
- 2ff.** 2163 - BHS CAL-HOME Loan Fund
- 2gg.** 2204 - State Supplemental Law Enforcement Services (SLESF) Grant
- 2hh.** 2213 - PUSD School Resource Officer HS
- 2ii.** 2215 - Abandoned Vehicle Abatement (AVA)
- 2jj.** 2297 - Grants Miscellaneous State
- 2kk.** 2298 - Grants Miscellaneous Federal
- 2ll.** 2300 - BHS Community Development Block Grant (CDBG) 2019 COVID Response
- 2mm.** 2301 - Community Development Block Grant (CDBG)
- 2nn.** 2322 - BHS 2022 Community Development Block Grant (CDBG)

- [2oo.](#) 2323 - BHS 2023 Community Development Block Grant (CDBG)
- [2pp.](#) 2326 - BHS 2026 Community Development Block Grant (CDBG)
- [2qq.](#) 2420 - BHS 2020 CalHome DA Grant
- [2rr.](#) 2421 - BHS 2025 CalHome DA Grant
- [2ss.](#) 2510 - Impact Fees Road Improvements
- [2tt.](#) 2520 - Impact Fees Signal Improvements
- [2uu.](#) 2540 - Impact Fees Police Facilities
- [2vv.](#) 2550 - Impact Fees Fire Facilities
- [2ww.](#) 2551 - Impact Fees - Drainage
- [2xx.](#) 2721 - PLHA - Perm Local Housing Alloc
- [2yy.](#) 2923 - TOP Housing Revolving Loans
- [2zz.](#) 5900 - Transit Fund
- [2aaa.](#) 7611 - GASB 45 Retiree Medical Trust
- [2bbb.](#) 7615 - Asset Replacement and Repairs
- [2ccc.](#) 7624 - Strong Motion Implementation Program (SMIP)
- [2ddd.](#) 7626 - Traffic Safety Impound Fund
- [2eee.](#) 7627 - Tech Equip Replacement/Update
- [2fff.](#) 7628 - General Plan Update
- [2ggg.](#) 7629 - Hydrant Maintenance Fund

[2hhh.](#) 7640 - Disability Access and Education

[2iii.](#) 7805 - Volunteers in Police Service (VIPS)

[2jii.](#) 7808 - Canine Protection Unit Donations

[2kkk.](#) 7811 - Animal Control Misc. Donations

[2lll.](#) Successor Agency

Successor Agency Budget

[2mmm.](#) Budget Appendix "A" Budget Transaction Report



Honorable Mayor and Councilmembers:

I am pleased to present for your consideration the Fiscal Year 2026-2027 Proposed Budget for the Town of Paradise. The **\$131,675,579** spending plan reflects a continued commitment to responsible stewardship of public resources, the preservation and enhancement of essential services, and advancement of priorities established by the Town Council including:

- Maintaining and improving core public services;
- Enhancing public safety and community resiliency;
- Supporting economic vitality and long-term sustainability;
- Investing in infrastructure improvements and maintenance; and
- Strengthening organizational capacity and customer service.

To prepare for the review and consideration of the budget, the Council received a comprehensive *Financial Health and Organizational Impact Report* on June 9, 2026. The report highlighted several trends that demonstrate the progress of the Town's recovery and the effectiveness of its financial strategies:

- Recovery efforts have largely met or exceeded expectations;
- Financial resources have outperformed 2023 model projections;
- Housing recovery remains substantially on target;
- Traditional revenues continue their upward trajectory;
- Organizational capacity has been restored; and
- Long-term challenges remain and require continued focus and strategic investment.

One of the most significant findings from the report is that since 2019, the Town has expended over **\$340 million**, while total financial resources have declined by only approximately **\$10 million**, demonstrating the Town's strong fiscal management and resilience.

### **Economic and Financial Outlook**

Economic conditions continue to influence local government operations and financial planning. Inflationary pressures have affected both household spending and the Town's cost of providing services. Although economic indicators suggest these pressures may begin to stabilize in FY 2026-2027, uncertainty remains. Accordingly, the proposed budget is built on conservative revenue assumptions and expenditure projections that anticipate modest but steady economic growth.

### **Revenues**

General Fund revenues for FY 2026-2027 are conservatively estimated at **\$11,418,669**, representing a **16% increase** from FY 2025-2026. All revenues, including grant revenues, for FY 2026-2027 are estimated at **\$118,050,218**, representing a **3% decrease** from FY 2025-2026.

### **Expenditures**

Total proposed all-fund expenditures for FY 2026-2027 are **\$131,675,579**. This includes General Fund expenditures totaling **\$26,518,064**, and **\$105,157,515** in expenditures tied to reimbursable grants and enterprise fund supported activities. Detailed expenditures by department are presented in the budget



document. The FY 2026-2027 budget prioritizes maintaining service levels while addressing critical operational and capital needs. Notable investments proposed during the fiscal year include:

- **Sewer:** Fiscal Year 2026-2027 includes continued advancement of the Paradise Sewer Project following Council's selection of a preferred hybrid collection system alternative featuring a Membrane Bioreactor (MBR) treatment facility and surface water discharge. Planned activities include environmental review, preliminary engineering, regulatory coordination, funding development, community outreach, and preparation for future design and implementation phases. As the Town's most significant infrastructure investment supporting economic development, housing recovery, and long-term sustainability, staff remain committed to advancing the project through key milestones and decision points for the Council and community during the upcoming fiscal year.
- **Roadway Infrastructure:** Fiscal Year 2026-2027 includes continued investment in roadway preservation, traffic safety improvements, drainage infrastructure, and transportation capital projects. Work completed during calendar year 2026 will substantially conclude the Town's standalone roadway rehabilitation effort associated with damages from the 2018 Camp Fire, representing a major recovery milestone. Town-wide roadway rehabilitation status is summarized below:

Status	Miles
Completed	72.10
Awarded/In-Progress	17.62
Planned Future	6.48
<b>Total</b>	<b>96.19</b>

Upon completion of projects currently under construction, approximately **93% of the Town's roadway rehabilitation effort will be complete**. The remaining segments are anticipated to be addressed through future grant-funded projects that also advance evacuation capacity and transportation resiliency objectives.

- **Public Safety:** The Police Department is focused on succession planning and maintaining effective supervisory staffing levels. Over the past two years, the Department has experienced staffing shortages at the Sergeant level, which provides critical front-line supervision for twenty-four-hour patrol operations. Two Sergeants were successfully promoted during the past year, and one additional Sergeant position remains vacant due to a long-term injury. To strengthen operational capacity and ensure continuity of leadership, the budget includes a proposal to reclassify one Police Officer position to the rank of Sergeant, allowing the Department to fill this supervisory vacancy through an internal promotion process.
- **Economic Development:** In alignment with Council direction, Fiscal Year 2026-2027 includes a renewed focus on economic development and initiatives that strengthen and diversify the local economy. Paradise is home to approximately **600 businesses**, and supporting their retention, expansion, and long-term success while attracting new investment remains central to the Town's recovery and future prosperity.



**Town of Paradise**  
5555 Skyway  
Paradise, CA 95969  
(530) 872-6291

---

### **Long-Term Sustainability**

The Town remains committed to long-term fiscal stability through conservative revenue and cost budgeting, prudent reserve management, cost containment, and strategic leveraging of grant funds and partnerships. Staff will continue to evaluate operational efficiencies, grant opportunities, and partnerships that strengthen service delivery.

It is important to note that this budget includes the planned use of **\$15,150,588** from the **Paradise Recovery & Operations Fund** (PRO Fund). As was stated during the *Financial Health and Organizational Impact Report*, to date the overall utilization of this fund has been lower than originally anticipated. Additionally, the Town's investment strategy has increased interest earnings from the PRO Fund. In 2026-2027, the PRO Fund is forecasted to earn \$6,100,000 in interest income, reducing the net use of the PRO Fund to approximately \$9 million in FY 2026-2027.


### **Conclusion**

The development of the annual budget is a collaborative effort that reflects the dedication and professionalism of Town staff. I would like to express my sincere appreciation to the Finance Department for leading this process and to all department directors and employees who contributed to the preparation of this comprehensive plan of services, programs, and capital investments.

Their collective efforts demonstrate the Town's ongoing commitment to recovery, responsible governance, and the implementation of Council priorities. I also extend my gratitude to the Town Council for your leadership, partnership, and steadfast dedication to serving the residents of Paradise.

Respectfully submitted,

Jennifer Macarthy  
Town Manager



**Personnel Structure**  
**Position Control Summary (FTE) Salary**  
**Resolution & Pay Plan**  
**FY 2026-27**

# Town of Paradise

## 2026/27 Operating and Capital Budget

### Organizational Structure Modifications

---

- Recovery & Economic Development
  - New Position:
    - Economic Recovery Coordinator – GENERAL FUND
  
- Community Development Department
  - Fire Prevention Inspector (2) – Limited Term - 3 years - GENERAL FUND and possible grant funding
  
- Town Manager / Human Resources
  - Reclassification:
    - Administrative Assistant to Executive Assistant – GENERAL FUND
  
- Police Department
  - New temporary position - Public Safety Intern – GENERAL FUND
  - Addition of position control:
    - Temporarily add 6<sup>th</sup> Police Sergeant Position – GENERAL FUND



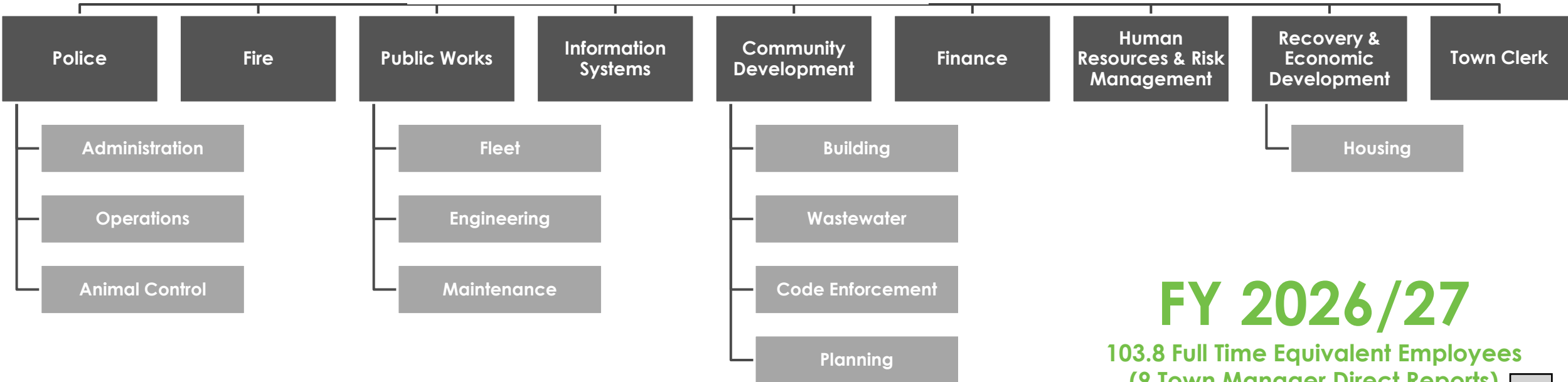
# Organization Chart

Citizens of Paradise  
**Town Council**

Planning Commission, Successor Agency to the RDA, Measure V Oversight Committee

Town Attorney

**Town Manager**



**FY 2026/27**  
103.8 Full Time Equivalent Employees  
(9 Town Manager Direct Reports)

**TOWN OF PARADISE**

Fiscal Year 2026/2027

**Position Control**

**Employee Full Time Equivalency (FTE)**

Department	Position		% to General Fund	FTE
BHS - Business and Housing Services				
	03.250.001	Housing Program Coordinator	100%	1
	02.255.001	Housing Program Manager	100%	1
Total - 2				
CDD.CDDB - Community Development Department/CDD Building				
	03.241.004	Administrative Assistant	100%	1
	03.546.001	Bldg/Onsite Permit Technician I	0%	1
	03.546.002	Bldg/Onsite Permit Technician I	0%	1
	03.546.003	Bldg/Onsite Permit Technician I	0%	1
	03.546.004	Bldg/Onsite Permit Technician I	0%	1
	03.650.001	Building Plans Examiner	0%	1
	03.640.000	Building/Onsite Inspector	0%	1
	03.640.001	Building/Onsite Inspector	0%	1
	03.640.002	Building/Onsite Inspector II	0%	1
	03.640.004	Building/Onsite Inspector II	0%	1
	03.641.001	Building/Onsite Inspector II	0%	0.45
	03.616.002	Code Enforcement Officer II	100%	1
	01.935.001	Community Development Director	20%	1
	03.637.001	Fire Prevention Inspector I	85%	1
	03.637.002	Fire Prevention Inspector I	85%	1
	03.638.001	Fire Prevention Inspector II	33%	1
	03.638.002	Fire Prevention Inspector II	80%	1
	03.119.003	Office Assistant	0%	1
	03.119.004	Office Assistant	0%	1
	03.119.005	Office Assistant	100%	1
	03.620.002	Sr Sup Code Enforcement Officer	100%	1
Total - 20.45				
CDD.CDDP - Community Development Department/CDD Planning				
	03.608.001	Assistant Planner	37%	1
	01.935.002	Community Development Director	15%	1
	02.608.001	Community Development Manager	37%	1
	03.609.001	Senior Planner	80%	1
Total - 4				
EMDR.DR - Emergency Mgmt/Disaster Recovery/Disaster Recovery				
	03.241.003	Administrative Assistant	20%	

# TOWN OF PARADISE

Fiscal Year 2026/2027

## Position Control

### Employee Full Time Equivalency (FTE)

Department	Position		% to General Fund	FTE
	10.700.001	Emergency Operations Coordinator	100%	0.45
	03.119.006	Office Assistant	100%	1
	02.800.001	Project Manager	100%	1
	02.800.003	Economic Development Coordinator	100%	1
	01.928.001	Recovery & Economic Dev Director	100%	1
	02.800.002	Workforce Development Project Coord. - Limited Term	0%	1
Total - 6.45				
FD.FDAdmin - Fire Department/Fire Administration				
	03.141.002	Administrative Assistant	100%	0.6
Total - .6				
FIN - Finance				
	02.327.002	Accountant	100%	1
	02.328.001	Accounting Analyst	40%	1
	02.332.001	Accounting Assistant I - Limited Term	100%	1
	02.332.002	Accounting Assistant II - Limited Term	100%	1
	01.930.003	Finance Director/Town Treasurer	83%	1
	02.330.001	Senior Accountant	100%	1
	02.330.002	Senior Accountant	100%	1
Total - 7				
PD.PDAC - Police Department/Police Animal Control				
	03.716.001	Animal Control Officer	0%	0.9
	03.716.002	Animal Control Officer	0%	0.9
	03.720.001	Animal Control Supervisor	0%	1
	03.119.001	Office Assistant	0%	0.75
Total - 3.55				
PD.PDAdmin - Police Department/Police Administration				
	03.146.001	Administrative Assistant	100%	1
	01.910.001	Police Chief	100%	1
	05.741.001	Police Lieutenant	100%	1
	05.741.003	Police Lieutenant	100%	1
Total - 4				
PD.PDAuto - Police Department/Motorpool				
	03.721.001	Auto Technician - PT	100%	0
	02.725.001	Fleet Manager	100%	1

**TOWN OF PARADISE**

Fiscal Year 2026/2027

**Position Control**

**Employee Full Time Equivalency (FTE)**

Department	Position		% to General Fund	FTE
	03.723.001	Fleet Mechanic II	100%	1
Total - 2.45				
PD.PDComm - Police Department/Police Communications				
	10.732.004	Police Intern - Temp	100%	0.2
	03.776.001	Property & Evidence Technician	100%	1
	06.747.001	Public Safety Dispatcher	100%	1
	06.747.002	Public Safety Dispatcher	100%	1
	06.747.003	Public Safety Dispatcher	100%	1
	06.747.004	Public Safety Dispatcher	100%	1
	06.747.005	Public Safety Dispatcher	100%	1
	06.747.007	Public Safety Dispatcher	100%	1
	06.757.001	Support Services Supervisor	100%	1
Total - 8.2				
PD.PDO - Police Department/Police Operations				
	03.775.001	Community Services Officer	100%	1
	06.732.001	Police Officer	100%	1
	06.732.002	Police Officer	100%	1
	06.732.003	Police Officer	100%	1
	06.732.004	Police Officer	100%	1
	06.732.005	Police Officer	100%	1
	06.732.007	Police Officer	100%	1
	06.732.008	Police Officer	100%	1
	06.732.009	Police Officer	100%	1
	06.732.010	Police Officer	100%	1
	06.732.011	Police Officer	100%	1
	06.732.012	Police Officer	100%	1
	06.732.020	Police Officer	75%	1
	10.732.002	Police Officer Trainee	100%	1
	06.737.001	Police Sergeant	100%	1
	06.737.002	Police Sergeant	100%	1
	06.737.003	Police Sergeant	100%	1
	06.737.004	Police Sergeant	100%	1
	06.737.005	Police Sergeant	100%	1
	06.737.006	Police Sergeant	100%	1
Total - 20				
PW.PWE - Public Works/PW Engineering				

# TOWN OF PARADISE

Fiscal Year 2026/2027

## Position Control

### Employee Full Time Equivalency (FTE)

Department	Position	Employee Full Time Equivalency (FTE)	% to General Fund	FTE
	02.546.001	Assistant Engineer	20%	1
	02.542.001	Capital Project Manager	20%	1
	02.542.002	Capital Project Manager	20%	1
	03.530.001	Construction Inspector II	80%	1
	10.999.001	Engineering Intern - Temp	100%	0.2
	03.142.001	Program Analyst	50%	1
	03.531.001	Senior Construction Inspector	80%	1
	03.521.001	Senior Maintenance Worker-Fac	100%	1
	02.547.001	Supervising Project Manager	20%	1
	02.547.002	Supervising Project Manager	20%	1
Total - 9.2				
PW.PWO - Public Works/PW Onsite				
	02.566.001	Onsite Sanitary Official	0%	1
Total - 1				
PW.PWS - Public Works/PW Streets				
	03.510.001	Maintenance Worker II	0%	1
	03.515.002	Senior Maintenance Worker	0%	1
	03.515.003	Maintenance Worker II	0%	1
	03.515.005	Maintenance Worker II	0%	1
	02.535.001	Public Works Manager	20%	1
	03.522.001	Public Works Supervisor	0%	1
	03.520.001	Senior Maintenance Worker	0%	1
Total - 7				
TC - Town Clerk				
	03.415.001	Deputy Town Clerk	100%	1
	01.921.001	Town Clerk/Elections Official	100%	1
Total - 2				
TCM - Town Council				
	10.000.001	Town Council	100%	0.8
	10.000.002	Town Council	100%	0.8
	10.000.003	Town Council	100%	0.8
	10.000.004	Town Council	100%	0.8
	10.000.005	Town Council	100%	0.8
Total - 5				
TM - Town Manager				
	01.950.001	Assistant Town Manager/Public Works Director	50%	
	02.220.001	Executive Assistant	100%	

**TOWN OF PARADISE**

Fiscal Year 2026/2027

**Position Control**

**Employee Full Time Equivalency (FTE)**

Department	Position		% to General Fund	FTE
	02.276.001	Human Resources Director	100%	1
	01.955.003	Town Manager	85%	1
Total - 3.9				
TM.TM IT - Town Manager/IT Services				
	03.800.001	Information Technology Director	100%	1
	03.801.001	Information Systems TechnicianII	100%	1
Total - 2				

Head Count: 108    FTE: 103.8 Elected Officials: 5 Contract Workers: 1.5
--

**TOWN OF PARADISE**  
**SALARY PAY PLAN FY 2026/27**  
**AS OF July 01, 2026**

Head Count	Auth FTE's	Budget FTE	UNIT	Hours	A Step	B Step	C Step	D Step	E Step	F Step
<b>1.00</b>	<b>0.20</b>	<b>0.20</b>	<b>POLICE INTERN</b>							
<b>1.00</b>	<b>0.20</b>	<b>0.20</b>	<b>ENGINEERING INTERN</b>							
			HOURLY	1	22.00	22.00	22.00	22.00	22.00	22.00
			WEEKLY	36	792.00	792.00	792.00	792.00	792.00	792.00
			ANNUAL	400	8,800.00	8,800.00	8,800.00	8,800.00	8,800.00	8,800.00
<b>1.00</b>	<b>1.00</b>	<b>1.00</b>	<b>ACCOUNTING ASSISTANT I (LIMITED TERM)</b>							
			HOURLY	1	21.70	22.79	23.93	25.13	26.39	27.71
			WEEKLY	40	868.00	911.60	957.20	1,005.20	1,055.60	1,108.40
			BIWEEKLY	80	1,736.00	1,823.20	1,914.40	2,010.40	2,111.20	2,216.80
			MONTHLY	173	3,754.10	3,942.67	4,139.89	4,347.49	4,565.47	4,793.83
			ANNUAL	2080	45,136.00	47,403.20	49,774.40	52,270.40	54,891.20	57,636.80
<b>1.00</b>	<b>1.00</b>	<b>1.00</b>	<b>MAINTENANCE WORKER I</b>							
			HOURLY	1	22.25	23.36	24.53	25.76	27.05	28.40
			WEEKLY	40	890.00	934.40	981.20	1,030.40	1,082.00	1,136.00
			BIWEEKLY	80	1,780.00	1,868.80	1,962.40	2,060.80	2,164.00	2,272.00
			MONTHLY	173	3,849.25	4,041.28	4,243.69	4,456.48	4,679.65	4,913.20
			ANNUAL	2080	46,280.00	48,588.80	51,022.40	53,580.80	56,264.00	59,072.00
<b>1.00</b>	<b>0.75</b>	<b>0.75</b>	<b>OFFICE ASSISTANT (Animal Control, 30 HRS)</b>							
			HOURLY	1	22.82	23.96	25.16	26.42	27.74	29.13
			WEEKLY	30	684.60	718.80	754.80	792.60	832.20	873.90
			BIWEEKLY	60	1,369.20	1,437.60	1,509.60	1,585.20	1,664.40	1,747.80
			MONTHLY	130	2,966.60	3,114.80	3,270.80	3,434.60	3,606.20	3,786.90
			ANNUAL	1560	35,599.20	37,377.60	39,249.60	41,215.20	43,274.40	45,442.80

**TOWN OF PARADISE**  
**SALARY PAY PLAN FY 2026/27**  
**AS OF July 01, 2026**

Head Count	Auth FTE's	Budget FTE	UNIT	Hours	A Step	B Step	C Step	D Step	E Step	F Step	
<b>1.00</b>	<b>1.00</b>	<b>1.00</b>	<b>OFFICE ASSISTANT (BUILDING)</b>								
<b>1.00</b>	<b>1.00</b>	<b>1.00</b>	<b>OFFICE ASSISTANT (CDD)</b>								
<b>1.00</b>	<b>1.00</b>	<b>1.00</b>	<b>OFFICE ASSISTANT (CODE ENFORCEMENT)</b>								
<b>1.00</b>	<b>1.00</b>	<b>1.00</b>	<b>OFFICE ASSISTANT (RECOVERY)</b>								
				HOURLY	1	22.82	23.96	25.16	26.42	27.74	29.13
				WEEKLY	40	912.80	958.40	1,006.40	1,056.80	1,109.60	1,165.20
				BIWEEKLY	80	1,825.60	1,916.80	2,012.80	2,113.60	2,219.20	2,330.40
				MONTHLY	173	3,947.86	4,145.08	4,352.68	4,570.66	4,799.02	5,039.49
				ANNUAL	2080	47,465.60	49,836.80	52,332.80	54,953.60	57,699.20	60,590.40
<b>1.00</b>	<b>1.00</b>	<b>1.00</b>	<b>ACCOUNTING ASSISTANT II (LIMITED TERM)</b>								
				HOURLY	1	23.98	25.18	26.44	27.76	29.15	30.61
				WEEKLY	40	959.20	1,007.20	1,057.60	1,110.40	1,166.00	1,224.40
				BIWEEKLY	80	1,918.40	2,014.40	2,115.20	2,220.80	2,332.00	2,448.80
				MONTHLY	173	4,148.54	4,356.14	4,574.12	4,802.48	5,042.95	5,295.53
				ANNUAL	2080	49,878.40	52,374.40	54,995.20	57,740.80	60,632.00	63,668.80
<b>1.00</b>	<b>0.45</b>	<b>0.45</b>	<b>AUTO TECHNICIAN (LESS THAN HALF-TIME PART-TIME)</b>								
				HOURLY	1	24.59	25.82	27.11	28.47	29.89	31.38
				WEEKLY	18	442.62	464.76	487.98	512.46	538.02	564.84
				BIWEEKLY	36	885.24	929.52	975.96	1,024.92	1,076.04	1,129.68
				MONTHLY	78	1,918.02	2,013.96	2,114.58	2,220.66	2,331.42	2,447.64
				ANNUAL	936	23,016.24	24,167.52	25,374.96	26,647.92	27,977.04	29,371.68
<b>3.00</b>	<b>3.00</b>	<b>3.00</b>	<b>MAINTENANCE WORKER II</b>								
<b>4.00</b>	<b>4.00</b>	<b>4.00</b>	<b>BUILDING/ONSITE PERMIT TECHNICIAN I</b>								
				HOURLY	1	24.59	25.82	27.11	28.47	29.89	31.38
				WEEKLY	40	983.60	1,032.80	1,084.40	1,138.80	1,195.60	1,255.20
				BIWEEKLY	80	1,967.20	2,065.60	2,168.80	2,277.60	2,391.20	2,510.40
				MONTHLY	173	4,254.07	4,466.86	4,690.03	4,925.31	5,170.97	5,428.74
				ANNUAL	2080	51,147.20	53,705.60	56,388.80	59,217.60	62,171.20	65,270.40

**TOWN OF PARADISE**  
**SALARY PAY PLAN FY 2026/27**  
**AS OF July 01, 2026**

Head Count	Auth FTE's	Budget FTE	UNIT	Hours	A Step	B Step	C Step	D Step	E Step	F Step	
<b>1.00</b>	<b>0.60</b>	<b>0.60</b>	<b>ADMINISTRATIVE ASSISTANT (FIRE, 24 HRS)</b>								
				HOURLY	1	25.20	26.46	27.78	29.17	30.63	32.16
				WEEKLY	24	604.80	635.04	666.72	700.08	735.12	771.84
				BIWEEKLY	48	1,209.60	1,270.08	1,333.44	1,400.16	1,470.24	1,543.68
				MONTHLY	104	2,620.80	2,751.84	2,889.12	3,033.68	3,185.52	3,344.64
				ANNUAL	1248	31,449.60	33,022.08	34,669.44	36,404.16	38,226.24	40,135.68
<b>-</b>	<b>-</b>	<b>-</b>	<b>ADMINISTRATIVE ASSISTANT (TOWN MANAGER &amp; HUMAN RESOURCES, 36 HRS)</b>								
				HOURLY	1	25.20	26.46	27.78	29.17	30.63	32.16
				WEEKLY	36	907.20	952.56	1,000.08	1,050.12	1,102.68	1,157.76
				BIWEEKLY	72	1,814.40	1,905.12	2,000.16	2,100.24	2,205.36	2,315.52
				MONTHLY	156	3,931.20	4,127.76	4,333.68	4,550.52	4,778.28	5,016.96
				ANNUAL	1872	47,174.40	49,533.12	52,004.16	54,606.24	57,339.36	60,203.52
<b>1.00</b>	<b>1.00</b>	<b>1.00</b>	<b>ADMINISTRATIVE ASSISTANT (RECOVERY)</b>								
<b>1.00</b>	<b>1.00</b>	<b>1.00</b>	<b>ADMINISTRATIVE ASSISTANT (CDD/CODE ENFORCEMENT)</b>								
<b>1.00</b>	<b>1.00</b>	<b>1.00</b>	<b>ADMINISTRATIVE ASSISTANT (POLICE)</b>								
				HOURLY	1	25.20	26.46	27.78	29.17	30.63	32.16
				WEEKLY	40	1,008.00	1,058.40	1,111.20	1,166.80	1,225.20	1,286.40
				BIWEEKLY	80	2,016.00	2,116.80	2,222.40	2,333.60	2,450.40	2,572.80
				MONTHLY	173	4,359.60	4,577.58	4,805.94	5,046.41	5,298.99	5,563.68
				ANNUAL	2080	52,416.00	55,036.80	57,782.40	60,673.60	63,710.40	66,892.80
<b>2.00</b>	<b>1.80</b>	<b>1.80</b>	<b>ANIMAL CONTROL OFFICER (36 HRS)</b>								
				HOURLY	1	25.83	27.12	28.48	29.90	31.40	32.97
				WEEKLY	36	929.88	976.32	1,025.28	1,076.40	1,130.40	1,186.92
				BIWEEKLY	72	1,859.76	1,952.64	2,050.56	2,152.80	2,260.80	2,373.84
				MONTHLY	156	4,029.48	4,230.72	4,442.88	4,664.40	4,898.40	5,143.32
				ANNUAL	1872	48,353.76	50,768.64	53,314.56	55,972.80	58,780.80	61,719.84

**TOWN OF PARADISE**  
**SALARY PAY PLAN FY 2026/27**  
**AS OF July 01, 2026**

Head Count	Auth FTE's	Budget FTE	UNIT	Hours	A Step	B Step	C Step	D Step	E Step	F Step
<b>1.00</b>	<b>1.00</b>	<b>1.00</b>	<b>COMMUNITY SERVICES OFFICER</b>							
<b>1.00</b>	<b>1.00</b>	<b>1.00</b>	<b>PROPERTY &amp; EVIDENCE TECHNICIAN</b>							
			HOURLY	1	26.48	27.80	29.19	30.65	32.18	33.79
			WEEKLY	40	1,059.20	1,112.00	1,167.60	1,226.00	1,287.20	1,351.60
			BIWEEKLY	80	2,118.40	2,224.00	2,335.20	2,452.00	2,574.40	2,703.20
			MONTHLY	173	4,581.04	4,809.40	5,049.87	5,302.45	5,567.14	5,845.67
			ANNUAL	2080	55,078.40	57,824.00	60,715.20	63,752.00	66,934.40	70,283.20
<b>6.00</b>	<b>6.00</b>	<b>6.00</b>	<b>PUBLIC SAFETY DISPATCHER</b>							
			HOURLY	1	27.14	28.50	29.93	31.43	33.00	34.65
			WEEKLY	40	1,085.60	1,140.00	1,197.20	1,257.20	1,320.00	1,386.00
			BIWEEKLY	80	2,171.20	2,280.00	2,394.40	2,514.40	2,640.00	2,772.00
			MONTHLY	173	4,695.22	4,930.50	5,177.89	5,437.39	5,709.00	5,994.45
			ANNUAL	2080	56,451.20	59,280.00	62,254.40	65,374.40	68,640.00	72,072.00
<b>1.00</b>	<b>0.90</b>	<b>0.90</b>	<b>EXECUTIVE ASSISTANT (TOWN MANAGER &amp; HUMAN RESOURCES, 36 HRS)</b>							
			HOURLY	1	27.81	29.20	30.66	32.19	33.80	35.49
			WEEKLY	36	1,001.16	1,051.20	1,103.76	1,158.84	1,216.80	1,277.64
			BIWEEKLY	72	2,002.32	2,102.40	2,207.52	2,317.68	2,433.60	2,555.28
			MONTHLY	156	4,338.36	4,555.20	4,782.96	5,021.64	5,272.80	5,536.44
			ANNUAL	1872	52,060.32	54,662.40	57,395.52	60,259.68	63,273.60	66,437.28
<b>1.00</b>	<b>1.00</b>	<b>1.00</b>	<b>SENIOR MAINTENANCE WORKER</b>							
<b>1.00</b>	<b>1.00</b>	<b>1.00</b>	<b>SENIOR MAINTENANCE WORKER (FACILITIES)</b>							
			HOURLY	1	28.50	29.93	31.43	33.00	34.65	36.38
			WEEKLY	40	1,140.00	1,197.20	1,257.20	1,320.00	1,386.00	1,455.20
			BIWEEKLY	80	2,280.00	2,394.40	2,514.40	2,640.00	2,772.00	2,910.40
			MONTHLY	173	4,930.50	5,177.89	5,437.39	5,709.00	5,994.45	6,293.74
			ANNUAL	2080	59,280.00	62,254.40	65,374.40	68,640.00	72,072.00	75,670.40

**TOWN OF PARADISE**  
**SALARY PAY PLAN FY 2026/27**  
**AS OF July 01, 2026**

Head Count	Auth FTE's	Budget FTE	UNIT	Hours	A Step	B Step	C Step	D Step	E Step	F Step
<b>2.00</b>	<b>2.00</b>	<b>2.00</b>	<b>FIRE PREVENTION INSPECTOR I (LIMITED TERM)</b>							
<b>1.00</b>	<b>1.00</b>	<b>1.00</b>	<b>FLEET MECHANIC II</b>							
<b>1.00</b>	<b>1.00</b>	<b>1.00</b>	<b>CODE ENFORCEMENT OFFICER II</b>							
			HOURLY	1	29.93	31.43	33.00	34.65	36.38	38.20
			WEEKLY	40	1,197.20	1,257.20	1,320.00	1,386.00	1,455.20	1,528.00
			BIWEEKLY	80	2,394.40	2,514.40	2,640.00	2,772.00	2,910.40	3,056.00
			MONTHLY	173	5,177.89	5,437.39	5,709.00	5,994.45	6,293.74	6,608.60
			ANNUAL	2080	62,254.40	65,374.40	68,640.00	72,072.00	75,670.40	79,456.00
<b>1.00</b>	<b>1.00</b>	<b>1.00</b>	<b>ANIMAL CONTROL SUPERVISOR</b>							
<b>1.00</b>	<b>1.00</b>	<b>1.00</b>	<b>CONSTRUCTION INSPECTOR II</b>							
<b>1.00</b>	<b>1.00</b>	<b>1.00</b>	<b>DEPUTY TOWN CLERK</b>							
			HOURLY	1	31.47	33.04	34.69	36.42	38.24	40.15
			WEEKLY	40	1,258.80	1,321.60	1,387.60	1,456.80	1,529.60	1,606.00
			BIWEEKLY	80	2,517.60	2,643.20	2,775.20	2,913.60	3,059.20	3,212.00
			MONTHLY	173	5,444.31	5,715.92	6,001.37	6,300.66	6,615.52	6,945.95
			ANNUAL	2080	65,457.60	68,723.20	72,155.20	75,753.60	79,539.20	83,512.00
<b>1.00</b>	<b>1.00</b>	<b>1.00</b>	<b>POLICE OFFICER TRAINEE</b>							
			HOURLY	1	32.26	33.87	35.56	37.34	39.21	41.17
			WEEKLY	40	1,290.40	1,354.80	1,422.40	1,493.60	1,568.40	1,646.80
			ANNUAL	920	29,679.20	31,160.40	32,715.20	34,352.80	36,073.20	37,876.40
<b>2.00</b>	<b>2.00</b>	<b>2.00</b>	<b>BUILDING/ONSITE INSPECTOR I</b>							
<b>2.00</b>	<b>2.00</b>	<b>2.00</b>	<b>FIRE PREVENTION INSPECTOR II</b>							
<b>1.00</b>	<b>1.00</b>	<b>1.00</b>	<b>PUBLIC WORKS SUPERVISOR</b>							
			HOURLY	1	33.07	34.72	36.46	38.28	40.19	42.20
			WEEKLY	40	1,322.80	1,388.80	1,458.40	1,531.20	1,607.60	1,688.00
			BIWEEKLY	80	2,645.60	2,777.60	2,916.80	3,062.40	3,215.20	3,376.00
			MONTHLY	173	5,721.11	6,006.56	6,307.58	6,622.44	6,952.87	7,300.60
			ANNUAL	2080	68,785.60	72,217.60	75,836.80	79,622.40	83,595.20	87,776.00

**TOWN OF PARADISE**  
**SALARY PAY PLAN FY 2026/27**  
**AS OF July 01, 2026**

Head Count	Auth FTE's	Budget FTE	UNIT	Hours	A Step	B Step	C Step	D Step	E Step	F Step	
<b>1.00</b>	<b>1.00</b>	<b>1.00</b>	<b>ASSISTANT PLANNER</b>								
				HOURLY	1	33.90	35.60	37.38	39.25	41.21	43.27
				WEEKLY	40	1,356.00	1,424.00	1,495.20	1,570.00	1,648.40	1,730.80
				BIWEEKLY	80	2,712.00	2,848.00	2,990.40	3,140.00	3,296.80	3,461.60
				MONTHLY	173	5,864.70	6,158.80	6,466.74	6,790.25	7,129.33	7,485.71
				ANNUAL	2080	70,512.00	74,048.00	77,750.40	81,640.00	85,716.80	90,001.60
<b>1.00</b>	<b>1.00</b>	<b>1.00</b>	<b>PROGRAM ANALYST</b>								
<b>1.00</b>	<b>1.00</b>	<b>1.00</b>	<b>ACCOUNTANT</b>								
<b>1.00</b>	<b>1.00</b>	<b>1.00</b>	<b>ACCOUNTING ANALYST</b>								
<b>1.00</b>	<b>1.00</b>	<b>1.00</b>	<b>INFORMATION SYSTEMS TECHNICIAN II</b>								
				HOURLY	1	35.62	37.40	39.27	41.23	43.29	45.45
				WEEKLY	40	1,424.80	1,496.00	1,570.80	1,649.20	1,731.60	1,818.00
				BIWEEKLY	80	2,849.60	2,992.00	3,141.60	3,298.40	3,463.20	3,636.00
				MONTHLY	173	6,162.26	6,470.20	6,793.71	7,132.79	7,489.17	7,862.85
				ANNUAL	2080	74,089.60	77,792.00	81,681.60	85,758.40	90,043.20	94,536.00
<b>1.00</b>	<b>0.45</b>	<b>0.45</b>	<b>BUILDING/ONSITE INSPECTOR II (LESS THAN HALF-TIME PART-TIME)</b>								
				HOURLY	1	36.51	38.34	40.26	42.27	44.38	46.60
				WEEKLY	18	657.18	690.12	724.68	760.86	798.84	838.80
				BIWEEKLY	36	1,314.36	1,380.24	1,449.36	1,521.72	1,597.68	1,677.60
				MONTHLY	78	2,847.78	2,990.52	3,140.28	3,297.06	3,461.64	3,634.80
				ANNUAL	936	34,173.36	35,886.24	37,683.36	39,564.72	41,539.68	43,617.60

**TOWN OF PARADISE**  
**SALARY PAY PLAN FY 2026/27**  
**AS OF July 01, 2026**

Head Count	Auth FTE's	Budget FTE	UNIT	Hours	A Step	B Step	C Step	D Step	E Step	F Step
1.00	1.00	1.00	<b>WORKFORCE DEVELOPMENT PROJECT COORDINATOR (LIMITED TERM)</b>							
1.00	1.00	1.00	<b>ECONOMIC DEVELOPMENT COORDINATOR</b>							
1.00	1.00	1.00	<b>HOUSING PROGRAM COORDINATOR</b>							
1.00	1.00	1.00	<b>SUPPORT SERVICES SUPERVISOR</b>							
2.00	2.00	2.00	<b>BUILDING/ONSITE INSPECTOR II</b>							
1.00	1.00	1.00	<b>BUILDING PLANS EXAMINER</b>							
1.00	1.00	1.00	<b>SENIOR CONSTRUCTION INSPECTOR</b>							
1.00	1.00	1.00	<b>SENIOR SUPERVISING CODE ENFORCEMENT OFFICER</b>							
			HOURLY	1	36.51	38.34	40.26	42.27	44.38	46.60
			WEEKLY	40	1,460.40	1,533.60	1,610.40	1,690.80	1,775.20	1,864.00
			BIWEEKLY	80	2,920.80	3,067.20	3,220.80	3,381.60	3,550.40	3,728.00
			MONTHLY	173	6,316.23	6,632.82	6,964.98	7,312.71	7,677.74	8,061.80
			ANNUAL	2080	75,940.80	79,747.20	83,740.80	87,921.60	92,310.40	96,928.00
<b>12.00</b>	<b>12.00</b>	<b>12.00</b>	<b>POLICE OFFICER</b>							
			HOURLY	1	37.41	39.28	41.24	43.30	45.47	47.74
			WEEKLY	40	1,496.40	1,571.20	1,649.60	1,732.00	1,818.80	1,909.60
			BIWEEKLY	80	2,992.80	3,142.40	3,299.20	3,464.00	3,637.60	3,819.20
			MONTHLY	173	6,471.93	6,795.44	7,134.52	7,490.90	7,866.31	8,259.02
			ANNUAL	2080	77,812.80	81,702.40	85,779.20	90,064.00	94,577.60	99,299.20
<b>2.00</b>	<b>2.00</b>	<b>2.00</b>	<b>SENIOR ACCOUNTANT</b>							
<b>1.00</b>	<b>1.00</b>	<b>1.00</b>	<b>FLEET MANAGER</b>							
			HOURLY	1	39.29	41.25	43.31	45.48	47.75	50.14
			WEEKLY	40	1,571.60	1,650.00	1,732.40	1,819.20	1,910.00	2,005.60
			BIWEEKLY	80	3,143.20	3,300.00	3,464.80	3,638.40	3,820.00	4,011.20
			MONTHLY	173	6,797.17	7,136.25	7,492.63	7,868.04	8,260.75	8,674.22
			ANNUAL	2080	81,723.20	85,800.00	90,084.80	94,598.40	99,320.00	104,291.20

**TOWN OF PARADISE**  
**SALARY PAY PLAN FY 2026/27**  
**AS OF July 01, 2026**

Head Count	Auth FTE's	Budget FTE	UNIT	Hours	A Step	B Step	C Step	D Step	E Step	F Step
<b>1.00</b>	<b>1.00</b>	<b>1.00</b>	<b>ASSISTANT ENGINEER</b>							
			HOURLY	1	41.31	43.38	45.55	47.83	50.22	52.73
			WEEKLY	40	1,652.40	1,735.20	1,822.00	1,913.20	2,008.80	2,109.20
			BIWEEKLY	80	3,304.80	3,470.40	3,644.00	3,826.40	4,017.60	4,218.40
			MONTHLY	173	7,146.63	7,504.74	7,880.15	8,274.59	8,688.06	9,122.29
			ANNUAL	2080	85,924.80	90,230.40	94,744.00	99,486.40	104,457.60	109,678.40
<b>1.00</b>	<b>0.45</b>	<b>0.45</b>	<b>EMERGENCY OPERATIONS COORDINATOR (LESS THAN HALF-TIME, PART-TIME/HOURLY)</b>							
			HOURLY	1	42.34	44.46	46.68	49.01	51.46	54.03
			WEEKLY	18	762.12	800.28	840.24	882.18	926.28	972.54
			BIWEEKLY	36	1,524.24	1,600.56	1,680.48	1,764.36	1,852.56	1,945.08
			MONTHLY	78	3,302.52	3,467.88	3,641.04	3,822.78	4,013.88	4,214.34
			ANNUAL	936	39,630.24	41,614.56	43,692.48	45,873.36	48,166.56	50,572.08
<b>1.00</b>	<b>1.00</b>	<b>1.00</b>	<b>ONSITE SANITARY OFFICIAL</b>							
			HOURLY	1	42.34	44.46	46.68	49.01	51.46	54.03
			WEEKLY	40	1,693.60	1,778.40	1,867.20	1,960.40	2,058.40	2,161.20
			BIWEEKLY	80	3,387.20	3,556.80	3,734.40	3,920.80	4,116.80	4,322.40
			MONTHLY	173	7,324.82	7,691.58	8,075.64	8,478.73	8,902.58	9,347.19
			ANNUAL	2080	88,067.20	92,476.80	97,094.40	101,940.80	107,036.80	112,382.40
<b>1.00</b>	<b>1.00</b>	<b>1.00</b>	<b>SENIOR PLANNER</b>							
			HOURLY	1	44.47	46.69	49.02	51.47	54.04	56.74
			WEEKLY	40	1,778.80	1,867.60	1,960.80	2,058.80	2,161.60	2,269.60
			BIWEEKLY	80	3,557.60	3,735.20	3,921.60	4,117.60	4,323.20	4,539.20
			MONTHLY	173	7,693.31	8,077.37	8,480.46	8,904.31	9,348.92	9,816.02
			ANNUAL	2080	92,497.60	97,115.20	101,961.60	107,057.60	112,403.20	118,019.20

**TOWN OF PARADISE**  
**SALARY PAY PLAN FY 2026/27**  
**AS OF July 01, 2026**

Head Count	Auth FTE's	Budget FTE	UNIT	Hours	A Step	B Step	C Step	D Step	E Step	F Step
<b>1.00</b>	<b>1.00</b>	<b>1.00</b>	<b>HOUSING PROGRAM MANAGER</b>							
<b>1.00</b>	<b>1.00</b>	<b>1.00</b>	<b>PUBLIC WORKS MANAGER</b>							
			HOURLY	1	46.74	49.08	51.53	54.11	56.82	59.66
			WEEKLY	40	1,869.60	1,963.20	2,061.20	2,164.40	2,272.80	2,386.40
			BIWEEKLY	80	3,739.20	3,926.40	4,122.40	4,328.80	4,545.60	4,772.80
			MONTHLY	173	8,086.02	8,490.84	8,914.69	9,361.03	9,829.86	10,321.18
			ANNUAL	2080	97,219.20	102,086.40	107,182.40	112,548.80	118,185.60	124,092.80
<b>6.00</b>	<b>6.00</b>	<b>6.00</b>	<b>POLICE SERGEANT</b>							
<b>2.00</b>	<b>2.00</b>	<b>2.00</b>	<b>CAPITAL PROJECTS MANAGER</b>							
<b>1.00</b>	<b>1.00</b>	<b>1.00</b>	<b>PROJECT MANAGER (RECOVERY)</b>							
			HOURLY	1	47.88	50.27	52.78	55.42	58.19	61.10
			WEEKLY	40	1,915.20	2,010.80	2,111.20	2,216.80	2,327.60	2,444.00
			BIWEEKLY	80	3,830.40	4,021.60	4,222.40	4,433.60	4,655.20	4,888.00
			MONTHLY	173	8,283.24	8,696.71	9,130.94	9,587.66	10,066.87	10,570.30
			ANNUAL	2080	99,590.40	104,561.60	109,782.40	115,273.60	121,035.20	127,088.00
<b>1.00</b>	<b>1.00</b>	<b>1.00</b>	<b>COMMUNITY DEVELOPMENT MANAGER</b>							
			HOURLY	1	51.57	54.15	56.86	59.70	62.69	65.82
			WEEKLY	40	2,062.80	2,166.00	2,274.40	2,388.00	2,507.60	2,632.80
			BIWEEKLY	80	4,125.60	4,332.00	4,548.80	4,776.00	5,015.20	5,265.60
			MONTHLY	173	8,921.61	9,367.95	9,836.78	10,328.10	10,845.37	11,386.86
			ANNUAL	2080	107,265.60	112,632.00	118,268.80	124,176.00	130,395.20	136,905.60
<b>2.00</b>	<b>2.00</b>	<b>2.00</b>	<b>SUPERVISING PROJECT MANAGER</b>							
			HOURLY	1	55.55	58.33	61.25	64.31	67.53	70.91
			WEEKLY	40	2,222.00	2,333.20	2,450.00	2,572.40	2,701.20	2,836.40
			BIWEEKLY	80	4,444.00	4,666.40	4,900.00	5,144.80	5,402.40	5,672.80
			MONTHLY	173	9,610.15	10,091.09	10,596.25	11,125.63	11,682.69	12,267.43
			ANNUAL	2080	115,544.00	121,326.40	127,400.00	133,764.80	140,462.40	147,492.80

**TOWN OF PARADISE**  
**SALARY PAY PLAN FY 2026/27**  
**AS OF July 01, 2026**

Head Count	Auth FTE's	Budget FTE	UNIT	Hours	A Step	B Step	C Step	D Step	E Step	F Step
<b>2.00</b>	<b>2.00</b>	<b>2.00</b>	<b>POLICE LIEUTENANT</b>							
				HOURLY	1	58.36	61.28	64.34	67.56	74.49
				WEEKLY	40	2,334.40	2,451.20	2,573.60	2,702.40	2,979.60
				BIWEEKLY	80	4,668.80	4,902.40	5,147.20	5,404.80	5,959.20
				MONTHLY	173	10,096.28	10,601.44	11,130.82	11,687.88	12,886.77
				ANNUAL	2080	121,388.80	127,462.40	133,827.20	140,524.80	154,939.20
<b>1.00</b>	<b>1.00</b>	<b>1.00</b>	<b>HUMAN RESOURCES &amp; RISK MANAGEMENT DIRECTOR</b>							
<b>1.00</b>	<b>1.00</b>	<b>1.00</b>	<b>TOWN CLERK / ELECTIONS OFFICIAL</b>							
				HOURLY	1	62.83	65.97	69.27	72.73	80.19
				WEEKLY	40	2,513.20	2,638.80	2,770.80	2,909.20	3,207.60
				BIWEEKLY	80	5,026.40	5,277.60	5,541.60	5,818.40	6,415.20
				MONTHLY	173	10,869.59	11,412.81	11,983.71	12,582.29	13,872.87
				ANNUAL	2080	130,686.40	137,217.60	144,081.60	151,278.40	166,795.20
<b>1.00</b>	<b>1.00</b>	<b>1.00</b>	<b>INFORMATION TECHNOLOGY DIRECTOR</b>							
<b>1.00</b>	<b>1.00</b>	<b>1.00</b>	<b>COMMUNITY DEVELOPMENT DIRECTOR (BUILDING &amp; CODE ENFORCEMENT)</b>							
<b>1.00</b>	<b>1.00</b>	<b>1.00</b>	<b>COMMUNITY DEVELOPMENT DIRECTOR (PLANNING &amp; WASTEWATER)</b>							
<b>1.00</b>	<b>1.00</b>	<b>1.00</b>	<b>FINANCE DIRECTOR/TOWN TREASURER</b>							
<b>1.00</b>	<b>1.00</b>	<b>1.00</b>	<b>RECOVERY &amp; ECONOMIC DEVELOPMENT DIRECTOR</b>							
				HOURLY	1	69.35	72.82	76.46	80.28	88.50
				WEEKLY	40	2,774.00	2,912.80	3,058.40	3,211.20	3,540.00
				BIWEEKLY	80	5,548.00	5,825.60	6,116.80	6,422.40	7,080.00
				MONTHLY	173	11,997.55	12,597.86	13,227.58	13,888.44	15,310.50
				ANNUAL	2080	144,248.00	151,465.60	159,036.80	166,982.40	184,080.00

**TOWN OF PARADISE**  
**SALARY PAY PLAN FY 2026/27**  
**AS OF July 01, 2026**

Head Count	Auth FTE's	Budget FTE	UNIT	Hours	A Step	B Step	C Step	D Step	E Step	F Step	
<b>1.00</b>	<b>1.00</b>	<b>1.00</b>	<b>POLICE CHIEF</b>								
				HOURLY	1	74.69	78.42	82.34	86.46	90.78	95.32
				WEEKLY	40	2,987.60	3,136.80	3,293.60	3,458.40	3,631.20	3,812.80
				BIWEEKLY	80	5,975.20	6,273.60	6,587.20	6,916.80	7,262.40	7,625.60
				MONTHLY	173	12,921.37	13,566.66	14,244.82	14,957.58	15,704.94	16,490.36
				ANNUAL	2080	155,355.20	163,113.60	171,267.20	179,836.80	188,822.40	198,265.60
<b>1.00</b>	<b>1.00</b>	<b>1.00</b>	<b>ASSISTANT TOWN MANAGER/PUBLIC WORKS DIRECTOR/TOWN ENGINEER</b>								
				HOURLY	1	80.46	84.48	88.70	93.14	97.80	102.69
				WEEKLY	40	3,218.40	3,379.20	3,548.00	3,725.60	3,912.00	4,107.60
				BIWEEKLY	80	6,436.80	6,758.40	7,096.00	7,451.20	7,824.00	8,215.20
				MONTHLY	173	13,919.58	14,615.04	15,345.10	16,113.22	16,919.40	17,765.37
				ANNUAL	2080	167,356.80	175,718.40	184,496.00	193,731.20	203,424.00	213,595.20
<b>1.00</b>	<b>1.00</b>	<b>1.00</b>	<b>TOWN MANAGER</b>								
				HOURLY	1	84.52	88.75	93.19	97.85	102.74	107.88
				WEEKLY	40	3,380.80	3,550.00	3,727.60	3,914.00	4,109.60	4,315.20
				BIWEEKLY	80	6,761.60	7,100.00	7,455.20	7,828.00	8,219.20	8,630.40
				MONTHLY	173	14,621.96	15,353.75	16,121.87	16,928.05	17,774.02	18,663.24
				ANNUAL	2080	175,801.60	184,600.00	193,835.20	203,528.00	213,699.20	224,390.40
<b>108.00</b>	<b>103.80</b>	<b>103.80</b>									

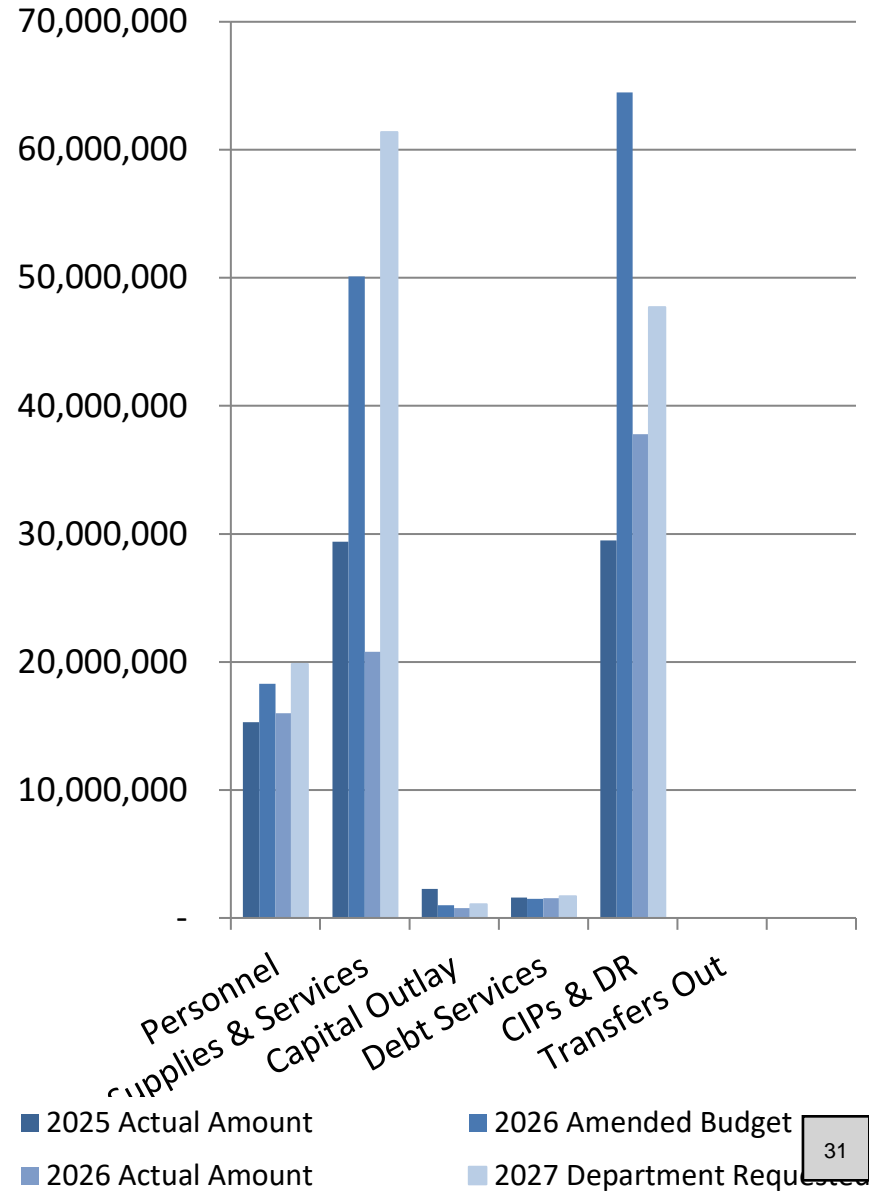
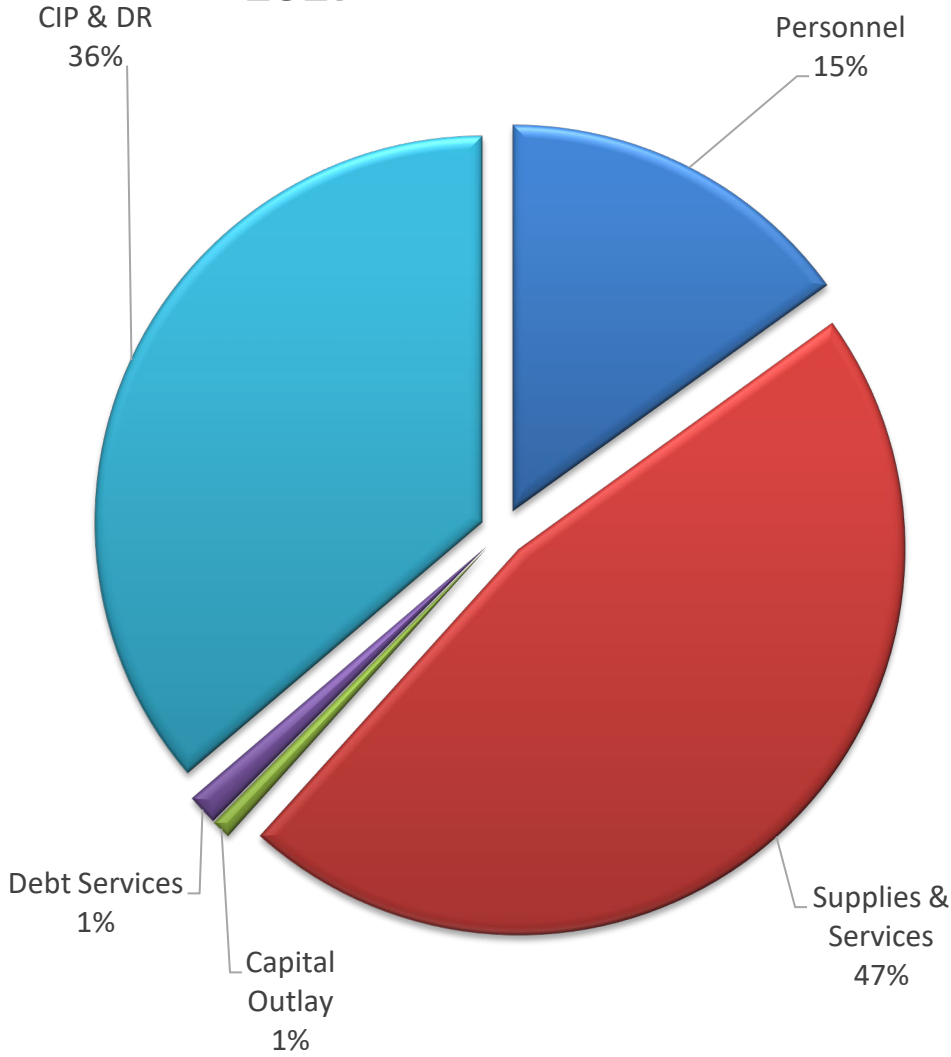


**All Funds  
Expenditures & Revenues**

**FY 2026-27**

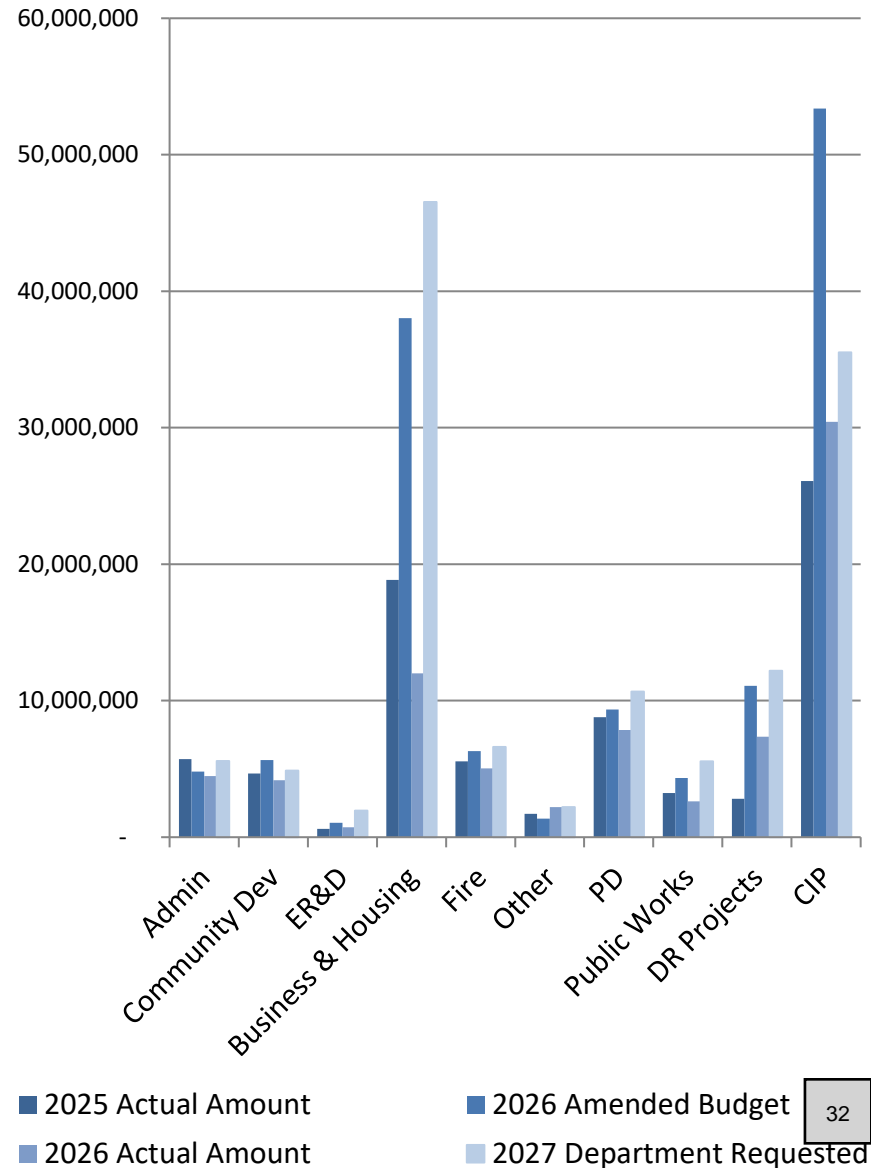
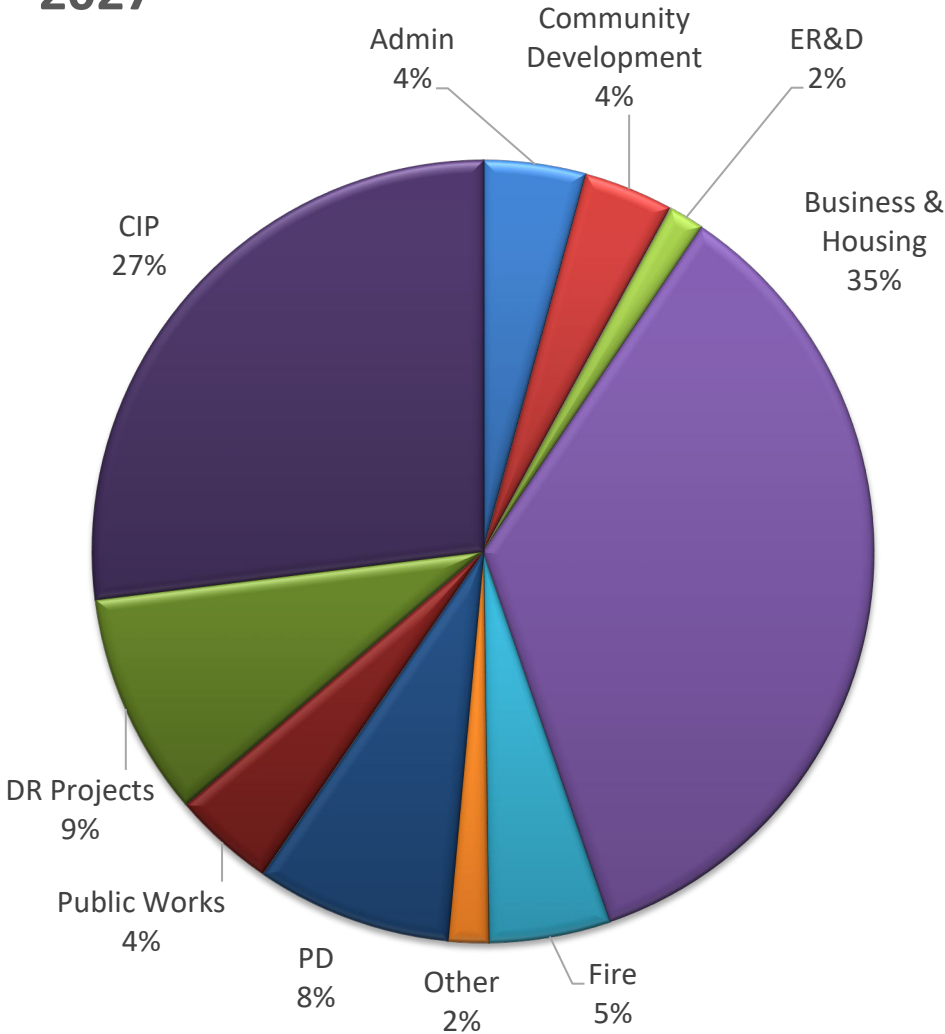
# All Governmental Funds Appropriations by Use

**2027**



# All Governmental Funds Appropriations by Function

2027



**TOWN OF PARADISE**

Fiscal Year 2025/26

**Summary of Expenditures and Revenues**

Fund	Description	Fund Balance 7/1/2025	Projected Revenues	Projected Expenses	Transfers IN	Transfers OUT	Fund Balance 6/30/2026
<b>GOVERNMENTAL FUNDS</b>							
1010	General Fund without Measure "V"	\$4,636,468	\$9,499,238	\$20,031,544	\$11,138,121	-\$789,003	\$4,453,280
1010	Measure "V"	\$705,503	\$816,963	\$633,775	\$0	\$0	\$888,691
7700	Paradise Recovery & Operations	\$153,348,072	\$4,216,101	\$0	\$0	-\$11,138,121	\$146,426,052
7701	Pro Recovery	\$20,943,662	\$542,633	\$1,725	\$0	\$0	\$21,484,570
7702	Pro Emergency Reserve	\$21,900,000	\$567,410	\$0	\$0	\$0	\$22,467,410
<b>GENERAL FUND</b>		<b>\$201,533,704</b>	<b>\$15,642,345</b>	<b>\$20,667,043</b>	<b>\$11,138,121</b>	<b>-\$11,927,124</b>	<b>\$195,720,003</b>

**SPECIAL REVENUE FUNDS**

**Administration**

2150	Special Projects Fund	\$255,359	\$0	\$0	\$0	\$0	\$255,359
7615	Asset Replacement and Repairs	\$237,704	\$5,277	\$0	\$0	\$0	\$242,981
7627	Tech Equipment Replacement Fund	\$647,402	\$314,385	\$0	-\$2	\$0	\$961,786
7651	Camp Fire Insurance Fund	\$6,570,480	\$23,850	\$117,803	\$0	\$0	\$6,476,527
<b>Total Special Revenue Administration Funds</b>		<b>\$7,710,945</b>	<b>\$343,512</b>	<b>\$117,803</b>	<b>-\$2</b>	<b>\$0</b>	<b>\$7,936,652</b>

**Business and Housing Services**

2113	LTCAP	-\$192,483	\$0	\$148,116	\$0	\$0	-\$340,599
2141	CalFire Category 4 Tree Removal**	\$144,759	\$1,376,412	\$1,382,822	\$0	\$0	\$138,349
2160	BHS - Economic Development	-\$558,533	\$75	\$73,235	\$0	\$0	-\$631,693
2161	BHS - HUD Revolving Loan Fund	\$12,213	\$0	\$13,953	\$0	\$0	-\$1,740
2162	BHS - HOME Loan Fund	\$2,203,985	\$42,163	\$247,521	\$0	\$0	\$1,998,626
2163	BHS - Cal Home Loan Fund	\$1,709,364	\$649,040	\$1,402,076	\$0	\$0	\$956,328
2213	PUSD School Resource Officer HS	-\$1,352	\$0	\$73,741	\$75,093	\$0	\$0

2300	BHS - CDBG 2019 Covid Response	-\$317	\$0	\$2,811	\$0	\$0	-\$3,127
2315	BHS - 2015 CDBG	-\$5,231	\$0	\$0	\$0	\$0	-\$5,231
2316	BHS - 2016 CDBG	-\$297	\$0	\$0	\$0	\$0	-\$297
2317	BHS - 2017 CDBG	-\$13,256	\$0	\$0	\$0	\$0	-\$13,256
2318	BHS - 2018 CDBG	-\$1	\$0	\$0	\$0	\$0	-\$1
2320	BHS - 2020 CDBG	-\$4,303	\$0	\$8,590	\$0	\$0	-\$12,893
2321	BHS - 2021 CDBG	\$24,979	\$0	\$0	\$0	\$0	\$24,979
2322	BHS - 2022 CDBG	-\$4	\$0	\$0	\$0	\$0	-\$4
2323	BHS 2023 CDBG Comm Dev Block Grn	-\$21,854	\$0	\$0	\$0	\$0	-\$21,854
2324	BHS 2024 CDBG Comm Dev Block Grn	-\$5,895	\$0	\$36,985	\$0	\$0	-\$42,880
2325	BHS 2025 CDBG Comm Dev Block Grn	\$0	\$0	\$50,974	\$0	\$0	-\$50,974
2413	BHS 2013 CalHome Grant	\$40,505	\$0	\$0	\$0	\$0	\$40,505
2420	BHS - 2020 Cal Home DA Grant**	-\$553,787	\$3,465,219	\$3,646,347	\$0	\$0	-\$734,915
2614	BHS 2014 HOME Grant	\$9,181	\$0	\$0	\$0	\$0	\$9,181
2616	BHS - 2016 HOME Grant	-\$259	\$0	\$0	\$0	\$0	-\$259
2620	BHS 2021 Home Grant (5yrs)	\$119	\$0	\$0	\$0	\$0	\$119
2700	SB-2 Building Homes and Jobs	\$5,078	\$0	\$0	\$0	\$0	\$5,078
2721	PLHA - Perm Local Housing Alloc	-\$7,018	\$110,282	\$117,344	\$0	\$0	-\$14,080
2923	Town of Paradise Housing Revolving Loan Fund	\$119,304	\$0	\$70	\$0	\$0	\$119,234

---

<b>Total Special Revenue Business &amp; Housing Funds</b>	<b>\$2,904,898</b>	<b>\$5,643,190</b>	<b>\$7,204,584</b>	<b>\$75,093</b>	<b>\$0</b>	<b>\$1,418,597</b>
---	--------------------	--------------------	--------------------	-----------------	------------	--------------------

---

**Community Development**

2030	Building Safety & Waste Water Services	\$4,364,794	\$2,569,262	\$3,210,506	\$0	\$0	\$3,723,550
2215	Abandoned Vehicle Abatement (AVA)	\$105,130	\$2,475	\$4,990	\$0	\$0	\$102,614
7623	Tree Replacement in Lieu Fund	\$256	\$0	\$0	\$0	\$0	\$256
7624	SMIP-Strong Motion Impl Prog	\$18,270	\$40,458	\$0	\$0	\$0	\$58,728
7628	General Plan Update Fund	\$2,527,068	\$247,251	\$537,825	\$0	\$0	\$2,236,494
7640	Disability Access and Education	\$1,865	\$2,286	\$169	\$0	\$0	\$3,982

---

<b>Total Special Revenue Community Development Funds</b>	<b>\$7,017,383</b>	<b>\$2,861,732</b>	<b>\$3,753,490</b>	<b>\$0</b>	<b>\$0</b>	<b>\$6,125,625</b>
--	--------------------	--------------------	--------------------	------------	------------	--------------------

<b>Disaster Management and Recovery</b>							
2090	Camp Fire Recovery**	-\$12,333,423	\$23,051,435	\$9,752,739	\$0	\$0	\$965,273
2095	COVID-19	-\$2,149	\$0	\$0	\$0	\$0	-\$2,149
<b>Total Disaster Management and Recovery Funds</b>		<b>-\$12,335,572</b>	<b>\$23,051,435</b>	<b>\$9,752,739</b>	<b>\$0</b>	<b>\$0</b>	<b>\$963,124</b>
<b>Public Safety</b>							
2070	Animal Control Fund	-\$243,402	\$17,810	\$488,304	\$713,897	\$0	\$0
2140	Traffic Safety Fines & Fees	\$4,479	\$117	\$0	\$0	\$0	\$4,596
2202	Office of Traffic Safety Police	-\$6,778	\$16,197	\$18,368	\$0	\$0	-\$8,949
2204	State SLESF Fund	\$236,313	\$201,537	\$0	\$0	\$0	\$437,849
2206	AB 109 Fund	\$17,477	\$0	\$0	\$0	\$0	\$17,477
2240	Asset Seizure Fund	\$4,636	\$0	\$0	\$0	\$0	\$4,636
2540	95 DIF Impact Fee Police Facilities	\$33,287	\$3,649	\$0	\$0	\$0	\$36,936
2550	95 DIF Impact Fee Fire Facilities	\$45,870	\$3,133	\$0	\$0	\$0	\$49,003
7626	Traffic Safety Impound Fund	\$55,505	\$12,535	\$127	\$0	\$0	\$67,913
7808	Canine Protection Unit Donation Fund	\$31,580	\$3,748	\$4,167	\$0	\$0	\$31,162
7810	Fire Miscellaneous Donation Fund	\$15,136	\$500	\$0	\$0	\$0	\$15,636
7811	Animal Control Misc Donation Fund	\$40,330	\$3,946	\$34,127	\$15	\$0	\$10,164
7813	Police Misc Donation Fund	\$13,693	\$0	\$0	\$0	\$0	\$13,693
<b>Total Special Revenue Public Safety Funds</b>		<b>\$248,125</b>	<b>\$263,173</b>	<b>\$545,093</b>	<b>\$713,912</b>	<b>\$0</b>	<b>\$680,116</b>
<b>Public Works</b>							
2120	Gas Tax	\$1,033,483	\$597,672	\$1,550,545	\$0	\$0	\$80,610
2505	Memorial Trailway Fund	\$3,525	\$0	\$0	\$0	\$0	\$3,525
2510	95 DIF Impact Fee Road Improvements	\$743,279	\$38,465	\$0	\$0	\$0	\$781,744
2520	95 DIF Impact Fee Signal Improvements	\$84,087	\$2,338	\$0	\$0	\$0	\$86,425
2521	Impact Fees for Signal Along SR 191 (Clark)	\$6,368	\$0	\$0	\$0	\$0	\$6,368
2551	Drainage Impact Fees	\$315,804	\$97,578	\$196,810	\$0	\$0	\$216,572
5900	Transit Fund	\$5	\$1,439	\$1,464	\$0	\$0	-\$21
7629	Hydrant Maintenance Fund	\$115,610	\$0	\$45,197	\$0	\$0	\$70,413
<b>Total Special Revenue Public Works Funds</b>		<b>\$2,302,161</b>	<b>\$737,492</b>	<b>\$1,794,017</b>	<b>\$0</b>	<b>\$0</b>	<b>\$1,245,636</b>

<b>Total Special Revenue Funds</b>		<b>\$7,847,941</b>	<b>\$32,900,533</b>	<b>\$23,167,726</b>	<b>\$789,003</b>	<b>\$0</b>	<b>\$18,369,751</b>
<b>CAPITAL AND DISASTER RECOVERY PROJECT FUNDS</b>							
2100	Capital Improvement Projects Fund	-\$457,242	\$0	\$0	\$0	\$0	-\$457,242
2105	Disaster Recovery Projects Fund	-\$2,572,035	\$0	-\$675	\$0	\$0	-\$2,571,360
2110	Transportation Fund	\$216,193	\$0	\$68,076	\$0	\$0	\$148,118
2112	Federal Congestigation Management Air Quality	\$10,622	\$11,050	\$634	\$0	\$0	\$21,038
2130	State Water Board	\$9,018	\$0	\$0	\$0	\$0	\$9,018
2132	HSIP - Highway Safety Improvement Program	-\$3,543	\$0	\$33,897	\$0	\$0	-\$37,440
2133	Active Transportation Program	\$302,541	\$246,588	\$445,492	\$0	\$0	\$103,638
2136	FEMA Grants FHMG**	-\$2,452,936	\$4,371,453	\$6,471,913	\$0	\$0	-\$4,553,396
2139	Federal-Aid Highway Act (FHWA)	\$2,904,925	\$7,427,199	\$11,332,472	\$0	\$0	-\$1,000,348
2280	North Valley Foundation/Butte Strong	\$141,614	\$0	\$0	\$0	\$0	\$141,614
2297	Grants Miscellaneous State	\$15,000	\$0	\$8,177	\$0	\$0	\$6,823
2298	Grants Misc. Federal One Time	-\$23,277	\$68,106	\$68,342	\$0	\$0	-\$23,513
2299	Grants Misc. One Time	\$275,338	\$225,700	\$242,934	\$0	\$0	\$258,104
2301	CDBG-DR**	-\$7,113,285	\$16,365,344	\$14,136,993	\$0	\$0	-\$4,884,933
8600	General Fixed Assets	\$101,567,981	\$0	\$0	\$0	\$0	\$101,567,981
9610	General Long Term Debt	-\$21,090,063	\$0	\$0	\$0	\$0	-\$21,090,063
<b>Total Capital Project Funds</b>		<b>\$71,730,852</b>	<b>\$28,715,441</b>	<b>\$32,808,253</b>	<b>\$0</b>	<b>\$0</b>	<b>\$68,095,282</b>

**FIDUCIARY FUNDS****OTHER EMPLOYEE BENEFIT TRUST FUND**

7611	GASB 45 Retiree Medical Trust	\$338,700	\$0	\$0	\$0	\$0	\$338,700
<b>Total Other Employee Benefit Trust Funds</b>		<b>\$338,700</b>	<b>\$0</b>	<b>\$0</b>	<b>\$0</b>	<b>\$0</b>	<b>\$338,700</b>

**PRIVATE-PURPOSE TRUST FUNDS**

7621	Employee Bank	\$1,713	\$0	\$0	\$0	\$0	\$1,713
7635	PD Found Money	\$9,065	\$148	\$0	\$0	\$0	\$9,213
7805	VIPS (Volunteers in Police Service)	\$21,199	\$1,555	\$1,565	\$0	\$0	\$21,189
<b>Total Private-Purpose Trust Funds</b>		<b>\$31,977</b>	<b>\$1,703</b>	<b>\$1,565</b>	<b>\$0</b>	<b>\$0</b>	<b>\$32,115</b>

<b>Total Town of Paradise Budget</b>	<b>\$281,483,174</b>	<b>\$77,260,023</b>	<b>\$76,644,588</b>	<b>\$11,927,124</b>	<b>-\$11,927,124</b>	<b>\$282,555,851</b>
--------------------------------------	----------------------	---------------------	---------------------	---------------------	----------------------	----------------------

**SUCCESSOR AGENCY TO PARADISE REDEVELOPMENT AGENCY FUNDS**

2924	RDA Obligation Retirement Fund	-\$145,768	\$0	\$0	\$0	\$0	-\$145,768
7650	Successor Agency to RDA NH	-\$7,014,470	\$157,238	\$266,079	\$0	\$0	-\$7,123,310
<b>Total Successor Agency to Paradise RDA</b>		<b>-\$7,160,238</b>	<b>\$157,238</b>	<b>\$266,079</b>	<b>\$0</b>	<b>\$0</b>	<b>-\$7,269,078</b>

\*\*Projection Based on Submitted Reimbursements Totaling: \$32,882,610\*\*

**TOWN OF PARADISE**

Fiscal Year 2026/27

**Summary of Expenditures and Revenues**

Fund	Description	Fund Balance 7/1/2026	Projected Revenues	Projected Expenses	Transfers IN	Transfers OUT	Fund Balance 6/30/2027
<b>GOVERNMENTAL FUNDS</b>							
1010	General Fund without Measure "V"	\$4,453,280	\$10,018,669	\$25,083,265	\$15,360,196	\$0	\$4,748,880
1010	Measure "V"	\$888,691	\$1,400,000	\$1,695,600	\$0	\$0	\$593,091
7700	PG&E Settlement Fund	\$146,426,052	\$4,880,000	\$0	\$0	-\$15,150,588	\$136,155,464
7701	Pro Recovery	\$21,484,570	\$610,000	\$0	\$0	\$0	\$22,094,570
7702	Pro Emergency Reserve	\$22,467,410	\$610,000	\$0	\$0	\$0	\$23,077,410
<b>1010</b>	<b>GENERAL FUND</b>	<b>\$195,720,003</b>	<b>\$17,518,669</b>	<b>\$26,778,865</b>	<b>\$15,360,196</b>	<b>-\$15,150,588</b>	<b>\$186,669,415</b>

**SPECIAL REVENUE FUNDS**

**Administration**

2150	Special Projects Fund	\$255,359	\$0	\$0	\$0	\$0	\$255,359
7615	Asset Replacement and Repairs	\$242,981	\$10,000	\$0	\$0	\$0	\$252,981
7627	Tech Equipment Replacement Fund	\$961,786	\$310,000	\$224,000	\$0	-\$51,400	\$996,386
7651	Camp Fire Insurance Fund	\$6,476,527	\$0	\$491,200	\$0	\$0	\$5,985,327

**Total Special Revenue Administration Funds**

**\$7,936,652      \$320,000      \$715,200      \$0      -\$51,400      \$7,490,052**

**Business and Housing Services**

2160	BHS - Economic Development	-\$631,693	\$0	\$10,488	\$23,399	-\$12,911	-\$631,693
2161	BHS - HUD Revolving Loan Fund	-\$1,740	\$0	\$0	\$0	\$0	-\$1,740
2162	BHS - HOME Loan Fund	\$1,998,626	\$0	\$1,756,060	\$0	\$0	\$242,566
2163	BHS - Cal Home Loan Fund	\$956,328	\$500,000	\$648,524	\$0	-\$7,500	\$800,304
2721	PLHA - Perm Local Housing Alloc	-\$14,080	\$158,647	\$157,517	\$0	-\$1,130	-\$14,080
2300	BHS - CDBG 2019 Covid Response	-\$3,127	\$105,254	\$103,004	\$0	-\$2,250	-\$3,127

2315	BHS - 2015 CDBG	-\$5,231	\$0	\$0	\$0	\$0	-\$5,231
2316	BHS - 2016 CDBG	-\$297	\$0	\$0	\$0	\$0	-\$297
2317	BHS - 2017 CDBG	-\$13,256	\$0	\$0	\$0	\$0	-\$13,256
2318	BHS - 2018 CDBG	-\$1	\$0	\$0	\$0	\$0	-\$1
2320	BHS - 2020 CDBG	-\$12,893	\$0	\$0	\$0	\$0	-\$12,893
2321	BHS - 2021 CDBG	\$24,979	\$0	\$0	\$0	\$0	\$24,979
2322	BHS - 2022 CDBG	-\$4	\$13,282	\$13,282	\$0	\$0	-\$4
2413	BHS 2013 CalHome Grant	\$40,505	\$0	\$0	\$0	\$0	\$40,505
2323	BHS 2023 CDBG Comm Dev Block Grn	-\$21,854	\$30,000	\$30,000	\$0	\$0	-\$21,854
2324	BHS 2024 CDBG Comm Dev Block Grn	-\$42,880	\$0	\$0	\$0	\$0	-\$42,880
2325	BHS 2025 CDBG Comm Dev Block Grn	-\$50,974	\$0	\$0	\$0	\$0	-\$50,974
2326	BHS 2026 CDBG Comm Dev Block Grn	\$0	\$8,497	\$8,497	\$0	\$0	\$0
2213	PUSD School Resource Officer HS	\$0	\$70,460	\$70,460	\$0	\$0	\$0
2616	BHS - 2016 HOME Grant	-\$259	\$0	\$0	\$0	\$0	-\$259
2620	BHS 2021 Home Grant (5yrs)	\$119	\$0	\$0	\$0	\$0	\$119
2420	BHS - 2020 Cal Home DA Grant	-\$734,915	\$1,298,353	\$1,287,853	\$0	-\$10,500	-\$734,915
2421	BHS - 2025 Cal Home	\$0	\$707,818	\$694,818	\$0	-\$13,000	\$0
2614	BHS 2014 HOME Grant	\$9,181	\$0	\$0	\$0	\$0	\$9,181
2700	SB-2 Building Homes and Jobs	\$5,078	\$0	\$0	\$0	\$0	\$5,078
2923	Town of Paradise Housing Revolving Loan Fund	\$119,234	\$0	\$25,000	\$0	\$0	\$94,234
2141	CalFire Category 4 Tree Removal	\$138,349	\$0	\$0	\$0	\$0	\$138,349

---

<b>Total Special Revenue Business &amp; Housing Funds</b>	<b>\$1,759,195</b>	<b>\$2,892,311</b>	<b>\$4,805,503</b>	<b>\$23,399</b>	<b>-\$47,291</b>	<b>-\$177,889</b>
---	--------------------	--------------------	--------------------	-----------------	------------------	-------------------

---

**Community Development**

2030	Building Safety & Waste Water Services	\$3,723,550	\$2,501,756	\$3,272,000	\$0	-\$214,335	\$2,738,971
2215	Abandoned Vehicle Abatement (AVA)	\$102,614	\$3,000	\$11,000	\$0	\$0	\$94,614
7623	Tree Replacement in Lieu Fund	\$256	\$0	\$0	\$0	\$0	\$256
7624	SMIP-Strong Motion Impl Prog	\$58,728	\$600	\$0	\$0	\$0	\$59,328
7628	General Plan Update Fund	\$2,236,494	\$240,000	\$897,000	\$0	\$0	\$1,579,494
7640	Disability Access and Education	\$3,982	\$3,500	\$3,500	\$0	\$0	\$3,982

---

<b>Total Special Revenue Community Development Funds</b>	<b>\$6,125,625</b>	<b>\$2,748,856</b>	<b>\$4,183,500</b>	<b>\$0</b>	<b>-\$214,335</b>	<b>\$4,476,646</b>
--	--------------------	--------------------	--------------------	------------	-------------------	--------------------

<b>Disaster Management and Recovery</b>							
2090	Camp Fire Recovery	\$965,273	\$2,966,060	\$2,966,060	\$0	\$0	\$965,273
2095	COVID-19	-\$2,149	\$0	\$0	\$0	\$0	-\$2,149
<b>Total Disaster Management and Recovery Funds</b>		<b>\$963,124</b>	<b>\$2,966,060</b>	<b>\$2,966,060</b>	<b>\$0</b>	<b>\$0</b>	<b>\$963,124</b>

<b>Public Safety</b>							
2070	Animal Control Fund	\$0	\$164,196	\$558,217	\$467,138	-\$73,117	\$0
2140	Traffic Safety Fines & Fees	\$4,596	\$2,600	\$2,600	\$0	\$0	\$4,596
2202	Office of Traffic Safety Police	-\$8,949	\$0	\$0	\$0	\$0	-\$8,949
2204	State SLESF Fund	\$437,849	\$215,344	\$215,344	\$0	\$0	\$437,849
2206	AB 109 Fund	\$17,477	\$0	\$0	\$0	\$0	\$17,477
2240	Asset Seizure Fund	\$4,636	\$0	\$0	\$0	\$0	\$4,636
2540	95 DIF Impact Fee Police Facilities	\$36,936	\$2,300	\$0	\$0	\$0	\$39,236
2550	95 DIF Impact Fee Fire Facilities	\$49,003	\$15,000	\$0	\$0	\$0	\$64,003
7626	Traffic Safety Impound Fund	\$67,913	\$7,300	\$7,300	\$0	\$0	\$67,913
7808	Canine Protection Unit Donation Fund	\$31,162	\$1,000	\$1,000	\$0	\$0	\$31,162
7810	Fire Miscellaneous Donation Fund	\$15,636	\$0	\$0	\$0	\$0	\$15,636
7811	Animal Control Misc Donation Fund	\$10,164	\$17,000	\$17,000	\$0	\$0	\$10,164
7813	Police Misc Donation Fund	\$13,693	\$0	\$0	\$0	\$0	\$13,693
<b>Total Special Revenue Public Safety Funds</b>		<b>\$680,116</b>	<b>\$424,740</b>	<b>\$801,461</b>	<b>\$467,138</b>	<b>-\$73,117</b>	<b>\$697,416</b>

**Public Works**

2120	Gas Tax	\$80,610	\$2,712,492	\$2,428,100	\$0	-\$284,392	\$80,610
2505	Memorial Trailway Fund	\$3,525	\$0	\$0	\$0	\$0	\$3,525
2510	95 DIF Impact Fee Road Improvements	\$781,744	\$10,000	\$50,479	\$0	\$0	\$741,265
2520	95 DIF Impact Fee Signal Improvements	\$86,425	\$1,000	\$0	\$0	\$0	\$87,425
2521	Impact Fees for Signal Along SR 191 (Clark)	\$6,368	\$0	\$0	\$0	\$0	\$6,368
2551	Drainage Impact Fees	\$216,572	\$50,000	\$200,000	\$0	\$0	\$66,572
5900	Transit Fund	-\$21	\$1,000	\$1,000	\$0	\$0	-\$21
7629	Hydrant Maintenance Fund	\$70,413	\$49,195	\$43,863	\$0	-\$5,332	\$70,413

<b>Total Special Revenue Public Works Funds</b>		<b>\$1,245,636</b>	<b>\$2,823,687</b>	<b>\$2,723,442</b>	<b>\$0</b>	<b>-\$289,724</b>	<b>\$1,056,157</b>
---	--	--------------------	--------------------	--------------------	------------	-------------------	--------------------

<b>Total Special Revenue Funds</b>		<b>\$18,710,350</b>	<b>\$12,175,654</b>	<b>\$16,195,166</b>	<b>\$490,537</b>	<b>-\$675,867</b>	<b>\$14,505,508</b>
------------------------------------	--	---------------------	---------------------	---------------------	------------------	-------------------	---------------------

**CAPITAL AND DISASTER RECOVERY PROJECT FUNDS**

2100	Capital Improvement Projects Fund	-\$457,242	\$0	\$0	\$0	\$0	-\$457,242
2105	Disaster Recovery Projects Fund	-\$2,571,360	\$0	\$0	\$0	\$0	-\$2,571,360
2110	Transportation Fund	\$148,118	\$324,356	\$314,300	\$0	-\$10,056	\$148,118
2112	Federal Congestion Management Air Quality	\$21,038	\$137,912	\$137,912	\$0	\$0	\$21,038
2113	LTCAP	-\$340,599	\$700,000	\$700,000	\$0	\$0	-\$340,599
2130	State Water Board	\$9,018	\$0	\$0	\$0	\$0	\$9,018
2132	HSIP - Highway Safety Improvement Program	-\$37,440	\$42,300	\$42,300	\$0	\$0	-\$37,440
2133	Active Transportation Program	\$103,638	\$3,172,517	\$3,172,517	\$0	\$0	\$103,638
2136	FEMA Grants FHMG	-\$4,553,396	\$4,880,686	\$4,880,686	\$0	\$0	-\$4,553,396
2139	Federal-Aid Highway Act (FHWA)	-\$1,000,348	\$5,551,946	\$5,551,946	\$0	\$0	-\$1,000,348
2280	North Valley Foundation/Butte Strong	\$141,614	\$0	\$0	\$0	\$0	\$141,614
2298	Grants Misc. Federal One Time	-\$23,513	\$51,000	\$51,000	\$0	\$0	-\$23,513

2297	Grants Miscellaneous State	\$6,823	\$539,680	\$539,680	\$0	\$0	\$6,823
2299	Grants Misc. One Time	\$258,104	\$0	\$0	\$0	\$0	\$258,104
2301	CDBG-DR	-\$4,884,933	\$72,469,330	\$72,455,108	\$0	-\$14,222	-\$4,884,933
8600	General Fixed Assets	\$101,567,981	\$0	\$0	\$0	\$0	\$101,567,981
9610	General Long Term Debt	-\$21,090,063	\$0	\$0	\$0	\$0	-\$21,090,063
<b>Total Capital Project Funds</b>		<b>\$67,297,442</b>	<b>\$87,869,727</b>	<b>\$87,845,449</b>	<b>\$0</b>	<b>-\$24,278</b>	<b>\$67,297,442</b>

### FIDUCIARY FUNDS

#### OTHER EMPLOYEE BENEFIT TRUST FUND

7611	GASB 45 Retiree Medical Trust	\$338,700	\$28,000	\$1,000	\$0	\$0	\$365,700
<b>Total Other Employee Benefit Trust Funds</b>		<b>\$338,700</b>	<b>\$28,000</b>	<b>\$1,000</b>	<b>\$0</b>	<b>\$0</b>	<b>\$365,700</b>

#### PRIVATE-PURPOSE TRUST FUNDS

7621	Employee Bank	\$1,713	\$0	\$0	\$0	\$0	\$1,713
7635	PD Found Money	\$9,213	\$0	\$0	\$0	\$0	\$9,213
7805	VIPS (Volunteers in Police Service)	\$21,189	\$1,800	\$1,800	\$0	\$0	\$21,189
<b>Total Private-Purpose Trust Funds</b>		<b>\$32,115</b>	<b>\$1,800</b>	<b>\$1,800</b>	<b>\$0</b>	<b>\$0</b>	<b>\$32,115</b>

<b>Total Town of Paradise Budget</b>	<b>\$282,098,609</b>	<b>\$117,593,850</b>	<b>\$130,822,280</b>	<b>\$15,850,733</b>	<b>-\$15,850,733</b>	<b>\$268,870,179</b>
--------------------------------------	----------------------	----------------------	----------------------	---------------------	----------------------	----------------------

#### SUCCESSOR AGENCY TO PARADISE REDEVELOPMENT AGENCY FUNDS

2924	RDA Obligation Retirement Fund	(145,768)	-	-	-	-	(145,768)
7650	Successor Agency to RDA NH	(7,123,310)	413,955	413,955	-	-	(7,123,310)
<b>Total Successor Agency to Paradise RDA</b>		<b>-\$7,269,078</b>	<b>\$413,955</b>	<b>\$413,955</b>	<b>\$0</b>	<b>\$0</b>	<b>-\$7,269,078</b>

# TOWN OF PARADISE

## Revenue Transfers

### Fiscal Year 2026/2027

G/L Account	Transaction	Total Amount
<b>REVENUES</b>		
Fund <b>1010 - General Fund</b>		
1010.00.0000.3910.010	Transfers In From General Fund	-\$467,138.00
1010.00.0000.3910.160	Transfers In From BHS Development Svcs Fund	-\$23,399.00
1010.00.0000.3910.700	Transfers In From PG&E Settlement Fund	\$15,150,588.00
Fund <b>1010 - General Fund</b> Totals		\$14,660,051.00
Fund <b>2070 - Animal Control</b>		
2070.30.4540.3910.010	General Fund Contribution	\$467,138.00
Fund <b>2070 - Animal Control</b> Totals		\$467,138.00
Fund <b>2160 - Business &amp; Housing Services</b>		
2160.55.4800.3910.010	GF Contribution	\$23,399.00
Fund <b>2160 - Business &amp; Housing Services</b> Totals		\$23,399.00
Fund <b>7700 - Paradise Recovery &amp; Operations</b>		
7700.00.0000.3910.700	PRO Contribution	-\$15,150,588.00
Fund <b>7700 - Paradise Recovery &amp; Operations</b> Totals		-\$15,150,588.00
<b>Grand Totals</b>		<b>\$0.00</b>

# TOWN OF PARADISE

## Fiscal Year 2025/2026

<b>Fund 1010 - General Fund</b>		
1010.00.0000.3910.010	Housing F2160	-\$32,166.00
1010.00.0000.3910.070	Animal Control Contribution	-\$430,587.00
1010.00.0000.3910.700	PRO Contribution	\$13,989,501.00
<b>Fund 1010 - General Fund Totals</b>		<b>\$13,526,748.00</b>
<b>Fund 2070 - Animal Control</b>		
2070.30.4540.3910.010	General Fund Contribution	\$430,587.00
<b>Fund 2070 - Animal Control Totals</b>		<b>\$430,587.00</b>
<b>Fund 2160 - Business &amp; Housing Services</b>		
2160.55.4800.3910.010	GF Contribution	\$32,166.00
<b>Fund 2160 - Business &amp; Housing Services Totals</b>		<b>\$32,166.00</b>
<b>Fund 7700 - Paradise Recovery &amp; Operations</b>		
7700.00.0000.3910.700	PRO Contribution	-\$13,989,501.00
<b>Fund 7700 - Paradise Recovery &amp; Operations Totals</b>		<b>-\$13,989,501.00</b>
<b>Grand Totals</b>		<b>\$0.00</b>

# TOWN OF PARADISE

## Expense Transfers

### Fiscal Year 2026/2027

G/L Account	Transaction	Total Amount
<b>EXPENSES</b>		
Fund 1010 - General Fund		
1010.20.4202.5199.199	Wage Transfers	-\$224,000.00
1010.30.4520.5199.130	Wage Transfers	-\$147,910.00
1010.30.4530.5199.130	Wage Transfers	-\$67,434.00
Fund 1010 - General Fund Totals		-\$439,344.00
Fund 2204 - State SLESF Grant		
2204.30.4520.5199.130	Wage Transfers	\$147,910.00
2204.30.4530.5199.130	Wage Transfers	\$67,434.00
Fund 2204 - State SLESF Grant Totals		\$215,344.00
Fund 7627 - Tech Equip Replacement/Update		
7627.00.0000.5199.199	Wage Transfers	\$224,000.00
Fund 7627 - Tech Equip Replacement/Update Totals		\$224,000.00
Grand Totals		\$0.00

### Fiscal Year 2025/2026

Fund 1010 - General Fund		
1010.20.4202.5199.199	Wage Transfers	-\$224,000.00
1010.30.4520.5199.130	Wage Transfers	-\$108,955.00
1010.30.4530.5199.130	Wage Transfers	-\$67,434.00
Fund 1010 - General Fund Totals		-\$400,389.00
Fund 2204 - State SLESF Grant		
2204.30.4520.5199.130	Wage Transfers	\$108,955.00
2204.30.4530.5199.130	Wage Transfers	\$67,434.00
Fund 2204 - State SLESF Grant Totals		\$176,389.00
Fund 7627 - Tech Equip Replacement/Update		
7627.00.0000.5199.199	Wage Transfers	\$224,000.00
Fund 7627 - Tech Equip Replacement/Update Totals		\$224,000.00
Grand Totals		\$0.00

# TOWN OF PARADISE

## Expense Transfers

### Fiscal Year 2025/2026

G/L Account	Transaction	Total Amount
<b>EXPENSES</b>		
Fund <b>1010 - General Fund</b>		
1010.00.0000.5910.030	Transfers Out To Development Services Fund	-\$271,067.00
1010.00.0000.5910.070	Transfers Out To Animal Control Fund	-\$73,117.00
1010.00.0000.5910.110	Transfers Out To Local Transportation Fund	-\$10,056.00
1010.00.0000.5910.120	Transfers Out To State Gas Tax Fund	-\$284,392.00
1010.00.0000.5910.160	Transfers Out To BHS Development Svcs Fund	-\$61,513.00
Fund <b>1010 - General Fund Totals</b>		-\$700,145.00
Fund <b>2030 - Building Safety &amp; Waste Wtr Svcs</b>		
2030.40.4730.5910.010	Transfers Out To General Fund	\$265,735.00
2030.40.4730.5910.203	Transfers Out Building Safety & WW Services	-\$51,400.00
Fund <b>2030 - Building Safety &amp; Waste Wtr Svcs Totals</b>		\$214,335.00
Fund <b>2070 - Animal Control</b>		
2070.30.4540.5910.010	Transfers Out To General Fund	\$73,117.00
Fund <b>2070 - Animal Control Totals</b>		\$73,117.00
Fund <b>2110 - Transportation Fund</b>		
2110.00.0000.5910.010	Transfers Out To General Fund	\$10,056.00
Fund <b>2110 - Transportation Fund Totals</b>		\$10,056.00
Fund <b>2120 - State Gas Tax</b>		
2120.45.4750.5910.010	Transfers Out To General Fund	\$284,392.00
Fund <b>2120 - State Gas Tax Totals</b>		\$284,392.00
Fund <b>2160 - Business &amp; Housing Services</b>		
2160.55.4800.5910.010	Transfers Out To General Fund	\$61,513.00
2160.55.4800.5910.162	Transfers Out To BHS Home Loan Repay Fund	-\$48,602.00
Fund <b>2162 - BHS Home Loan Fund Totals</b>		\$12,911.00
Fund <b>2163 - BHS CAL-HOME Loan Fund</b>		
2163.55.0000.5910.160	Transfers Out To BHS Development Svcs Fund	\$7,500.00
Fund <b>2163 - BHS CAL-HOME Loan Fund Totals</b>		\$7,500.00
Fund <b>2300 - BHS CDBG 2019 COVID Response</b>		
2300.55.4801.5910.160	Transfers Out To BHS Development Svcs Fund	\$2,250.00
Fund <b>2300 - BHS CDBG 2019 COVID Response Totals</b>		\$2,250.00

# TOWN OF PARADISE

## Expense Transfers

<b>Fund 2301 - CDBG-DR</b>		
2301.55.4812.5910.160	Transfers Out To General Fund	\$4,450.00
2301.55.4892.5910.160	Transfers Out To General Fund	\$2,451.00
2301.55.4893.5910.160	Transfers Out To General Fund	\$1,999.00
2301.55.4894.5910.160	Transfers Out To General Fund	\$2,451.00
2301.55.4896.5910.010	Transfers Out To General Fund	\$1,323.00
2301.55.4897.5910.160	Transfers Out To General Fund	\$1,548.00
<b>Fund 2301 - CDBG-DR Totals</b>		<b>\$14,222.00</b>
<b>Fund 2420 - BHS 2020 CalHome DA Grant</b>		
2420.55.0000.5910.160	Transfers Out To General Fund	\$10,500.00
<b>Fund 2420 - BHS 2020 CalHome DA Grant Totals</b>		<b>\$10,500.00</b>
<b>Fund 2421 - BHS 2025 CalHome</b>		
2421.55.4805.5910.160	Transfers Out To BHS Development Svcs Fund	\$2,500.00
2421.55.4808.5910.160	Transfers Out To BHS Development Svcs Fund	\$10,500.00
<b>Fund 2421 - BHS 2025 CalHome Totals</b>		<b>\$13,000.00</b>
<b>Fund 2721 - PLHA - Perm Local Housing Alloc</b>		
2721.55.4801.5910.010	Transfers Out To General Fund	\$1,130.00
<b>Fund 2721 - PLHA - Perm Local Housing Alloc Totals</b>		<b>\$1,130.00</b>
<b>Fund 7627 - Tech Equip Replacement/Update</b>		
7627.00.0000.5910.203	Transfers Out Building Safety & WW Services	\$51,400.00
<b>Fund 7627 - Tech Equip Replacement/Update Totals</b>		<b>\$51,400.00</b>
<b>Fund 7629 - Hydrant Maintenance Fund</b>		
7629.35.4610.5910.010	Transfers Out To General Fund	\$5,332.00
<b>Fund 7629 - Hydrant Maintenance Fund</b>		<b>\$5,332.00</b>
<b>Grand Totals</b>		<b>\$0.00</b>

# TOWN OF PARADISE

## Expense Transfers

### Fiscal Year 2025/2026

<b>Fund 1010 - General Fund</b>		
1010.00.0000.5910.030	Transfers Out To Development Services Fund	-\$526,180.00
1010.00.0000.5910.070	Transfers Out To Animal Control Fund	-\$100,055.00
1010.00.0000.5910.110	Transfers Out To Local Transportation Fund	-\$16,410.00
1010.00.0000.5910.120	Transfers Out To State Gas Tax Fund	-\$459,004.00
1010.00.0000.5910.160	Transfers Out To BHS Development Svcs Fund	-\$98,550.00
<b>Fund 1010 - General Fund Totals</b>		<b>-\$1,200,199.00</b>
<b>Fund 2030 - Building Safety &amp; Waste Wtr Svcs</b>		
2030.40.4730.5910.010	Transfers Out To General Fund	\$526,180.00
2030.40.4730.5910.203	Transfers Out Building Safety & WW Services	-\$51,400.00
<b>Fund 2030 - Building Safety &amp; Waste Wtr Svcs Totals</b>		<b>\$474,780.00</b>
<b>Fund 2070 - Animal Control</b>		
2070.30.4540.5910.010	Transfers Out To General Fund	\$100,055.00
<b>Fund 2070 - Animal Control Totals</b>		<b>\$100,055.00</b>
<b>Fund 2110 - Transportation Fund</b>		
2110.00.0000.5910.010	Transfers Out To General Fund	\$16,410.00
<b>Fund 2110 - Transportation Fund Totals</b>		<b>\$16,410.00</b>
<b>Fund 2120 - State Gas Tax</b>		
2120.45.4750.5910.010	Transfers Out To General Fund	\$459,004.00
<b>Fund 2120 - State Gas Tax Totals</b>		<b>\$459,004.00</b>
<b>Fund 2162 - BHS Home Loan Fund</b>		
2162.55.0000.5910.160	Transfers Out To BHS Development Svcs Fund	\$17,520.00
<b>Fund 2162 - BHS Home Loan Fund Totals</b>		<b>\$17,520.00</b>
<b>Fund 2163 - BHS CAL-HOME Loan Fund</b>		
2163.55.0000.5910.160	Transfers Out To BHS Development Svcs Fund	\$9,484.00
<b>Fund 2163 - BHS CAL-HOME Loan Fund Totals</b>		<b>\$9,484.00</b>
<b>Fund 2300 - BHS CDBG 2019 COVID Response</b>		
2300.55.0000.5910.010	Transfers Out To General Fund	\$4,018.00
<b>Fund 2300 - BHS CDBG 2019 COVID Response Totals</b>		<b>\$4,018.00</b>
<b>Fund 2301 - CDBG-DR</b>		
2301.55.4812.5910.010	Transfers Out To General Fund	\$5,005.00
2301.55.4891.5910.010	Transfers Out To General Fund	\$1,013.00
2301.55.4892.5910.010	Transfers Out To General Fund	\$4,054.00
2301.55.4893.5910.010	Transfers Out To General Fund	\$5,067.00

## TOWN OF PARADISE Expense Transfers

2301.55.4894.5910.010	Transfers Out To General Fund	\$4,054.00
2301.55.4895.5910.010	Transfers Out To General Fund	\$2,534.00
2301.55.4896.5910.010	Transfers Out To General Fund	\$2,534.00
2301.55.4897.5910.010	Transfers Out To General Fund	\$2,532.00
Fund 2301 - CDBG-DR Totals		\$26,793.00
Fund 2420 - BHS 2020 CalHome DA Grant		
2420.55.0000.5910.010	Transfers Out To General Fund	\$39,722.00
Fund 2420 - BHS 2020 CalHome DA Grant Totals		\$39,722.00
Fund 2721 - PLHA - Perm Local Housing Alloc		
2721.55.4801.5910.010	Transfers Out To General Fund	\$1,013.00
Fund 2721 - PLHA - Perm Local Housing Alloc Totals		\$1,013.00
Fund 7627 - Tech Equip Replacement/Update		
7627.00.0000.5910.203	Transfers Out Building Safety & WW Services	\$51,400.00
Fund 7627 - Tech Equip Replacement/Update Totals		\$51,400.00
<b>Grand Totals</b>		<b>\$0.00</b>



## **1010 - General Fund**

**FY 2026-27**

**TOWN OF PARADISE**  
Fiscal Year 2025/2026

# 1010 - General Fund

Summary

	2025 Actual Amount	2026 Amended Budget	YTD 2026 Actual Amount	2027 Department Requested	2027 Town Council Approved
<b>Fund: 1010 General Fund</b>					
<b>Revenue</b>					
010 - Taxes	\$7,598,901.65	\$7,559,272.00	\$7,476,666.33	\$8,764,919.00	\$8,764,919.00
020 - Licenses and Permits	\$427,401.54	\$250,140.00	\$503,153.26	\$375,140.00	\$375,140.00
030 - Fines, Forfeitures and Penalties	\$143,298.50	\$25,100.00	\$25,755.70	\$23,100.00	\$23,100.00
040 - Investment Revenue	\$44,153.41	\$30,940.00	\$440.00	\$30,490.00	\$30,490.00
050 - Intergovernmental Revenues	\$2,233,018.04	\$1,912,130.00	\$2,135,797.16	\$2,116,043.00	\$2,116,043.00
060 - Charges for Services	\$129,162.13	\$83,611.00	\$140,732.97	\$83,877.00	\$83,877.00
070 - Other Revenues	\$235,411.92	\$25,100.00	\$33,655.74	\$25,100.00	\$25,100.00
080 - Other Financing Sources	\$11,338,755.12	\$13,718,248.00	\$10,740,142.04	\$14,660,051.00	\$14,660,051.00
<b>Revenue Totals</b>	<b>\$22,150,102</b>	<b>\$23,604,541</b>	<b>\$21,056,343</b>	<b>\$26,078,720</b>	<b>\$26,078,720</b>
<b>Expenditures</b>					
010 - Salaries and Wages	\$9,105,723.01	\$11,185,968.00	\$9,609,828.84	\$12,013,560.00	\$12,013,560
015 - Other Employee Costs	\$1,238,371.05	\$1,426,298.00	\$1,254,784.52	\$1,534,285.00	\$1,534,285
020 - Supplies	\$490,942.94	\$534,325.00	\$469,238.83	\$611,977.00	\$611,977
030 - Postage Printing and Advertising	\$71,888.49	\$129,400.00	\$27,328.53	\$116,865.00	\$116,865
040 - Utilities	\$344,934.93	\$325,021.00	\$365,251.71	\$388,531.00	\$388,531
050 - Services	\$8,528,734.21	\$8,878,779.00	\$7,117,345.69	\$9,498,212.00	\$9,498,212
060 - Employee Development	\$113,038.46	\$184,515.00	\$129,874.66	\$232,425.00	\$232,425
070 - Other Costs	\$69,078.57	\$83,744.00	\$67,481.10	\$41,150.00	\$41,150
075 - Special Costs	\$39,019.59	\$5,850.00	\$1,627.39	\$30,850.00	\$30,850
080 - Capital Outlay	\$2,202,534.04	\$763,441.00	\$732,496.78	\$1,033,519.00	\$1,033,519
090 - Debt Service	\$912,193.38	\$1,287,399.00	\$1,281,085.15	\$1,277,491.00	\$1,277,491
095 - Other Financing Uses	(\$966,356.36)	(\$1,200,199.00)	\$0.00	(\$700,145.00)	(\$700,145)
<b>Expenditure Totals</b>	<b>\$22,150,102</b>	<b>\$23,604,541</b>	<b>\$21,056,343</b>	<b>\$26,078,720</b>	<b>\$26,078,720</b>
<b>Fund Total: General Fund</b>	<b>\$0</b>	<b>\$0</b>	<b>\$0</b>	<b>\$0</b>	<b>\$0</b>
<b>Revenue Grand Totals:</b>	<b>\$22,150,102</b>	<b>\$23,604,541</b>	<b>\$21,056,343</b>	<b>\$26,078,720</b>	<b>\$26,078,720</b>
<b>Expenditure Grand Totals:</b>	<b>\$22,150,102</b>	<b>\$23,604,541</b>	<b>\$21,056,343</b>	<b>\$26,078,720</b>	<b>\$26,078,720</b>
<b>Net Grand Totals:</b>	<b>\$0</b>	<b>\$0</b>	<b>\$0</b>	<b>\$0</b>	<b>\$0</b>

**TOWN OF PARADISE**

Fiscal Year 2026/27

**GENERAL FUND SUMMARY**

	Unaudited Year 2024/25	2026 Amended Budget	Budget Year 2026/27
<b>Beginning Fund Balance</b>	<b>\$5,344,684</b>	<b>\$5,344,684</b>	<b>\$5,344,684</b>
<b>Revenues</b>			
<b>Property Taxes - Local</b>			
Property Tax Current Secured	\$3,939,507	\$4,451,946	\$5,285,613
Property Tax Current Unsecured	\$208,057	\$175,773	\$227,718
Property Tax Residual	\$0	\$0	\$0
Property Tax Prior Secured/Unsecured	\$5,356	\$5,000	\$5,000
Property Tax General Supplemental	\$42,276	\$40,000	\$40,000
Real Property Transfer Tax Real Property Transfer Tax	\$93,530	\$75,000	\$75,000
<b>Total</b>	<b>\$4,288,725</b>	<b>\$4,747,719</b>	<b>\$5,633,331</b>
<b>Non Property Taxes - Local</b>			
General Sales and Use Tax Sales and Use Tax	\$1,315,404	\$1,100,000	\$1,100,000
General Sales and Use Tax (Measure C/V)	\$1,258,297	\$1,330,000	\$1,346,979
Franchise Taxes	\$545,268	\$200,000	\$500,000
Transient Occupancy Tax	\$156,846	\$140,000	\$140,000
Other Taxes	\$0	\$0	\$0
<b>Total</b>	<b>\$3,275,815</b>	<b>\$2,770,000</b>	<b>\$3,086,979</b>
<b>Shared Taxes - State</b>			
State Motor Vehicle In Lieu Motor Vehicle In Lieu Tax	\$1,855,737	\$1,822,535	\$2,006,714
Property Tax Homeowners Apportionment	\$30,754	\$33,545	\$31,279
Other State/Fed - Miscellaneous	\$32,619	\$0	\$0
<b>Total</b>	<b>\$1,919,110</b>	<b>\$1,856,080</b>	<b>\$2,037,993</b>
<b>Total All Taxes - Local and State</b>	<b>\$9,483,650</b>	<b>\$9,373,799</b>	<b>\$10,758,303</b>

# GENERAL FUND SUMMARY

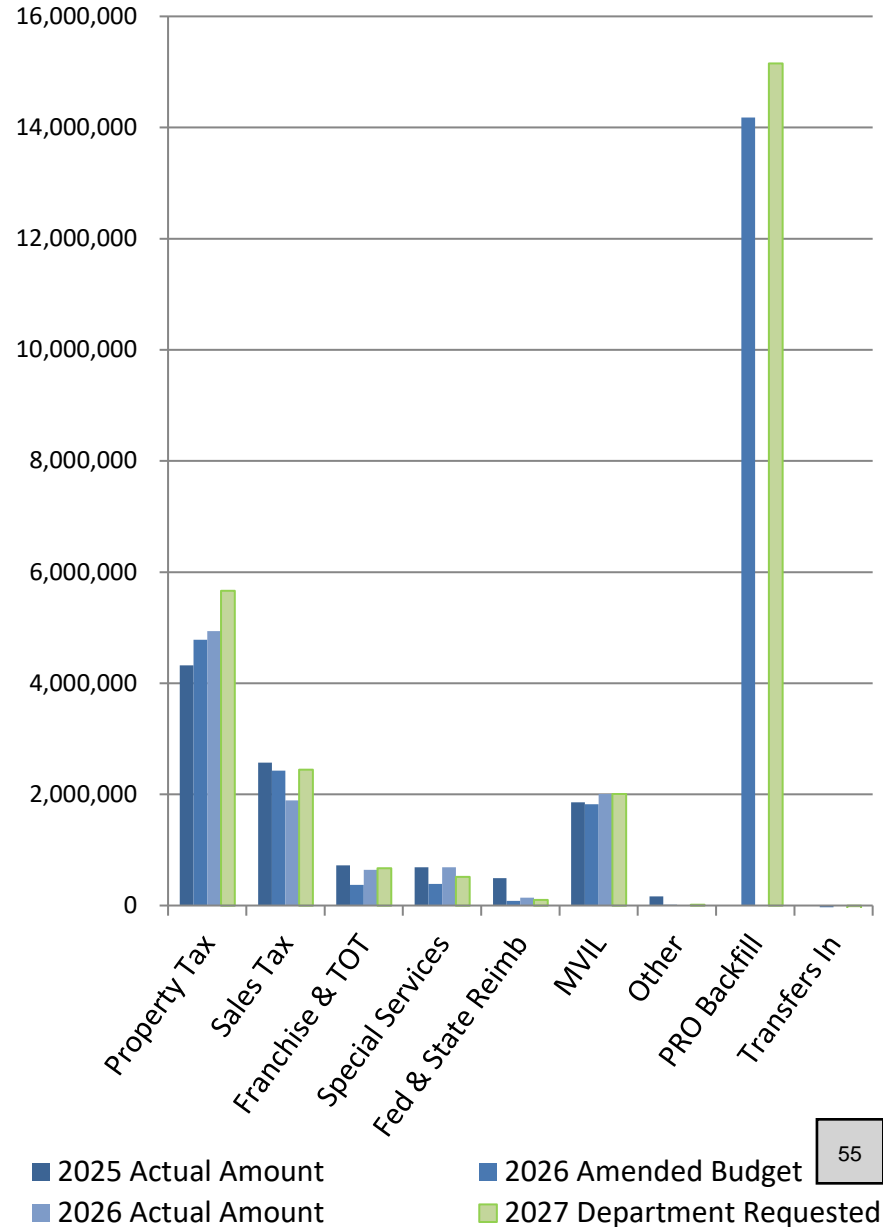
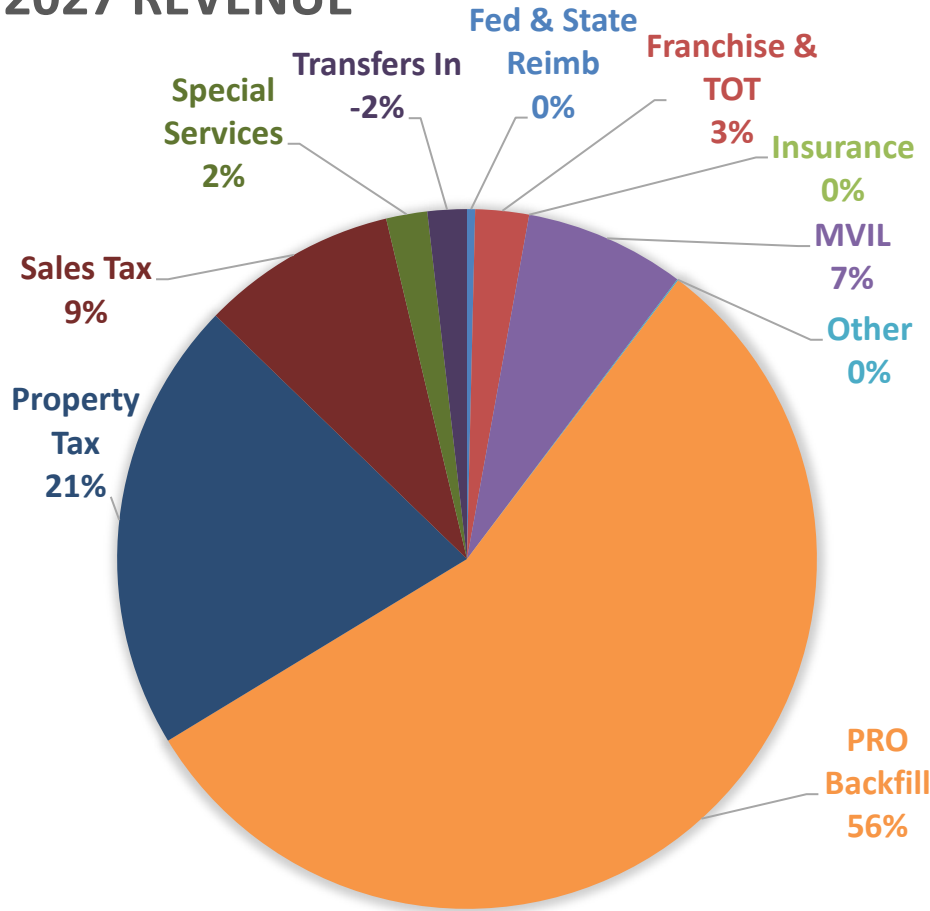
	Unaudited Year 2024/25	2026 Amended Budget	Budget Year 2026/27
<b>Charges for Services - Local</b>			
Administration Fees and Charges	\$6,515	\$12,675	\$15,175
Administration Misc Revenues & Reimbursements	\$57,178	\$10,440	\$10,440
Police Fees and Charges	\$99,363	\$45,841	\$45,841
Fire Fees and Charges	\$433,525	\$41,000	\$51,000
CDD - Planning Fees and Charges	\$142,287	\$36,985	\$33,251
CDD - Waste Management Fees and Charges	\$48,375	\$52,053	\$66,609
Engineering Fees and Charges	\$494,740	\$283,000	\$408,000
Paradise Community Park Fees and Charges	\$0	\$500	\$50
Interest Revenue Investments	\$43,713	\$30,000	\$30,000
<b>Total Charges for Local Services</b>	<b>\$1,325,697</b>	<b>\$512,494</b>	<b>\$660,366</b>
<b>Refunds and Reimbursements Insurance Proceeds</b>	\$2,000	\$0	\$0
<b>Program Participants Proceeds</b>	\$0	\$0	\$0
<b>Total Revenue</b>	<b>\$10,811,347</b>	<b>\$9,886,293</b>	<b>\$11,418,669</b>
<b>Transfers from Other Funds</b>	-\$353,871	-\$462,753	-\$490,537
<b>Transfers from PG&amp;E Settlement Funds</b>	\$11,692,626	\$14,181,001	\$15,150,588
<b>Total Resources</b>	<b>\$22,150,102</b>	<b>\$23,604,541</b>	<b>\$26,078,720</b>

# GENERAL FUND SUMMARY

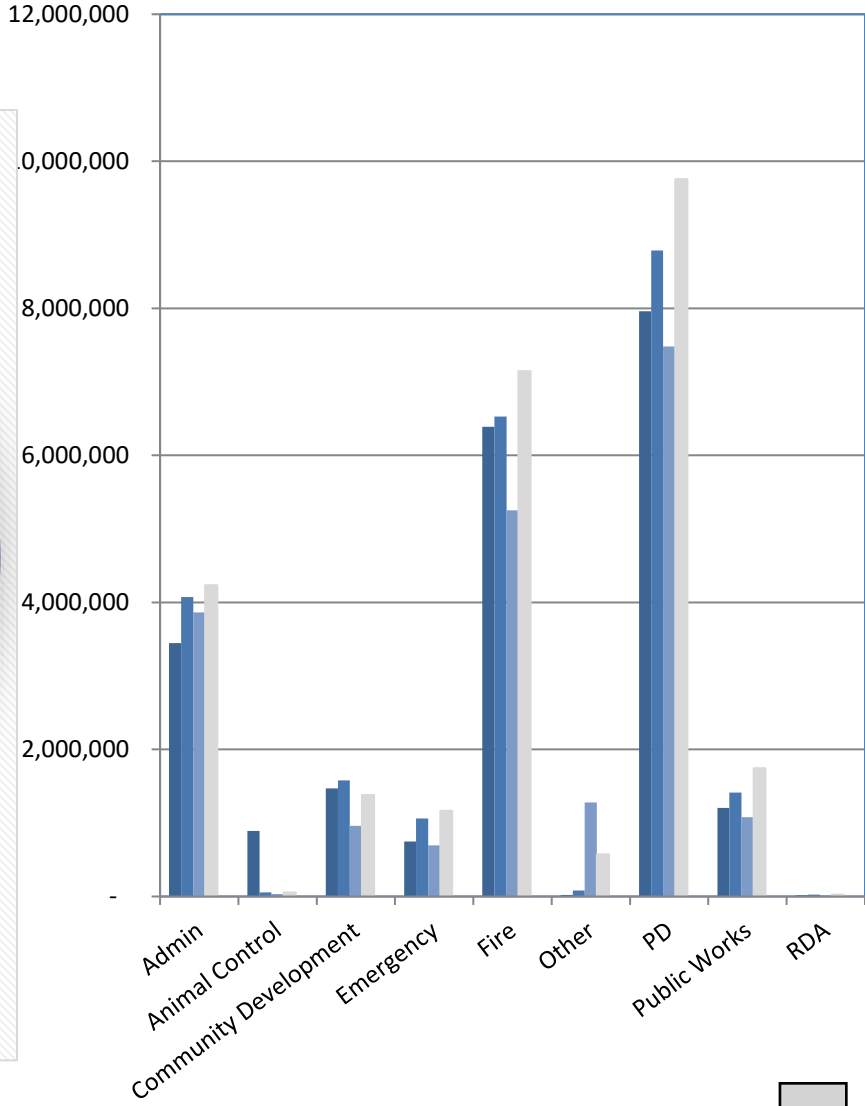
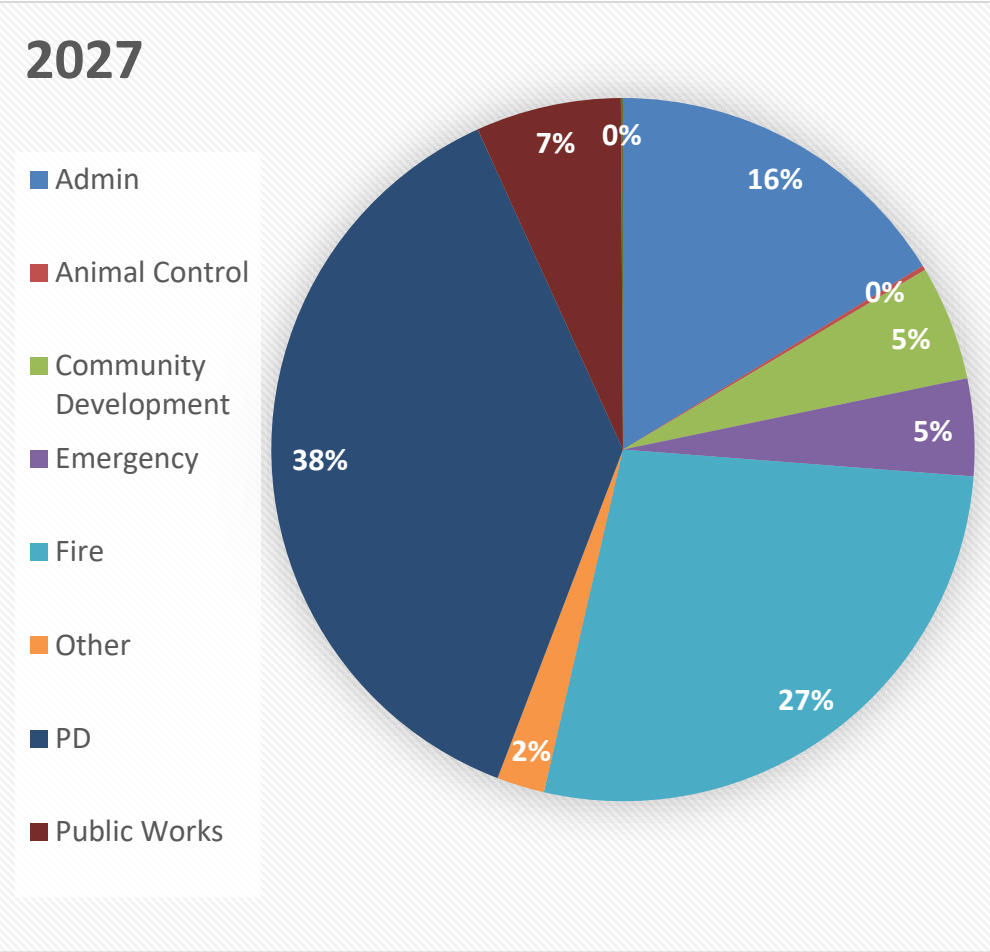
	Unaudited Year 2024/25	2026 Amended Budget	Budget Year 2026/27
<b>Expenditures</b>			
Non Department Activity	\$19,206	\$82,800	\$571,946
Town Council	\$119,742	\$147,999	\$110,678
Town Clerk	\$300,327	\$341,774	\$401,894
Administrative Services	\$2,445,459	\$2,969,131	\$3,060,309
Finance	\$352,713	\$614,623	\$663,552
Police	\$7,582,656	\$8,448,574	\$9,514,129
Fire	\$5,540,727	\$6,277,491	\$6,561,122
<b>Expenditures (cont.)</b>			
Community Development	\$1,472,188	\$1,578,868	\$1,379,515
Public Works	\$1,045,676	\$1,332,449	\$1,527,784
Recovery & Economic Development	\$748,273	\$1,061,791	\$1,166,731
Successor Agency	\$18,563	\$25,000	\$25,000
Measure C/V TUT	\$2,504,573	\$724,041	\$1,096,060
<hr/>			
<b>Total Financial Uses</b>	<b>\$22,150,102</b>	<b>\$23,604,541</b>	<b>\$26,078,720</b>
<hr/>			
<b>Subtotal General Fund Net Income</b>	<b>\$0</b>	<b>\$0</b>	<b>\$0</b>
<hr/>			
<b>Ending Fund Balance</b>	<b>\$5,344,684</b>	<b>\$5,344,684</b>	<b>\$5,344,684</b>
<hr/>			
<b>Designated Reserves</b>			
Non-spendable	\$3,544,016	\$3,776,727	\$4,172,595
Unassigned	\$911,977	\$797,528	\$314,276
Assigned for Abatements	\$0	\$0	\$0
Assigned - Measure C / V	\$888,691	\$770,430	\$857,813

# General Fund Revenues by Source

## 2027 REVENUE



# General Fund Financial Uses by Function (With Measure C/V)



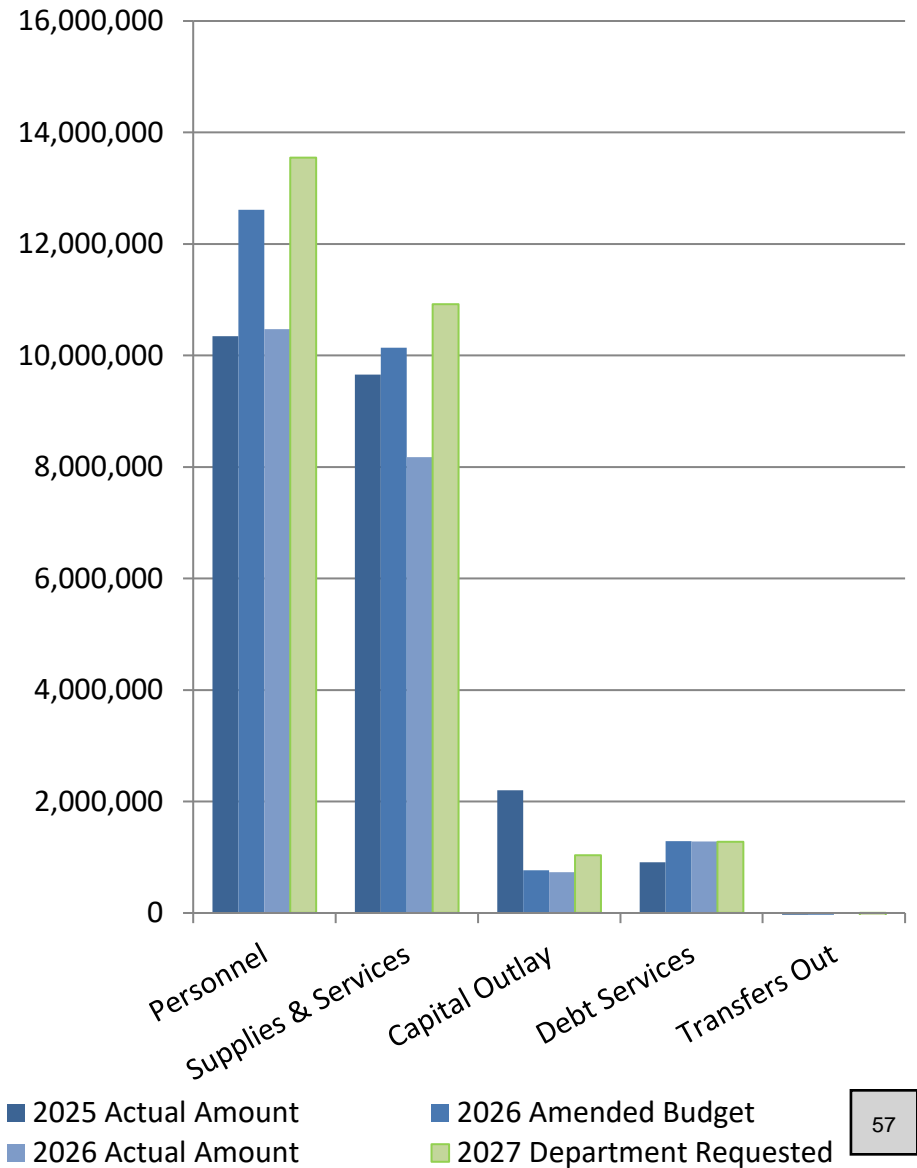
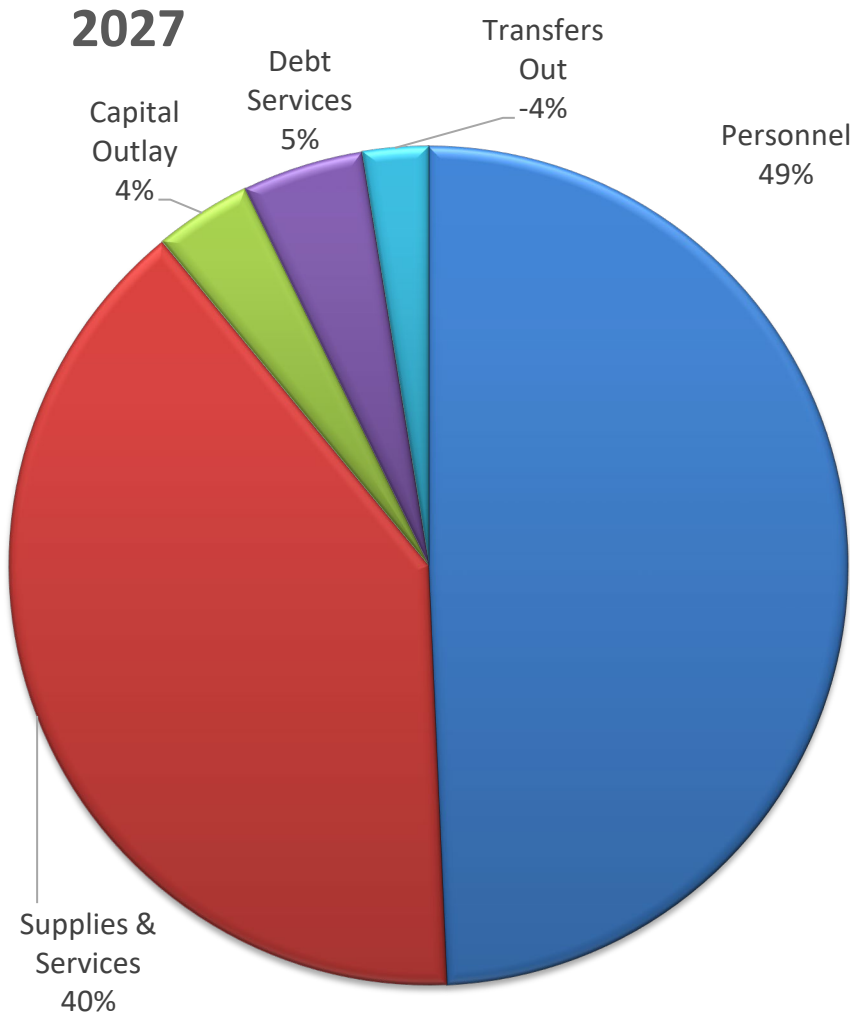
■ 2025 Actual Amount

■ 2026 Actual Amount

■ 2026 Amended Budget

■ 2027 Department Requested

# General Fund Financial Uses by Use (With Measure C/V)



# GENERAL FUND EXPENSE BY DIVISION

	2025 Actual Amount	2026 Amended Budget	2026 Actual Amount	2027 Department Requested	2027 Town Council Approved
<b>Fund: 1010 - General Fund</b>					
<b>EXPENSES</b>					
<b>Department Total: 00 - Non Department Activity</b>	\$ 19,206	\$ 82,800	\$ 1,279,795	\$ 571,946	\$ 571,946
<b>Department Total: 10 - Legislative</b>	\$ 119,742	\$ 147,999	\$ 77,389	\$ 110,678	\$ 110,678
<b>Department Total: 15 - Town Clerk</b>	\$ 300,327	\$ 341,774	\$ 335,869	\$ 401,894	\$ 401,894
<b>Department Total: 20 - Administrative Services</b>	\$ 2,445,459	\$ 2,969,131	\$ 2,762,611	\$ 3,060,309	\$ 3,060,309
<b>Department Total: 25 - Finance</b>	\$ 352,713	\$ 614,623	\$ 456,863	\$ 663,552	\$ 663,552
<b>Department Total: 30 - Police</b>	\$ 7,582,656	\$ 8,448,574	\$ 7,421,564	\$ 9,514,129	\$ 9,514,129
<b>Department Total: 35 - Fire</b>	\$ 5,540,727	\$ 6,277,491	\$ 5,013,092	\$ 6,561,122	\$ 6,561,122
<b>Department Total: 40 - Community Development</b>	\$ 1,472,188	\$ 1,578,868	\$ 991,745	\$ 1,379,515	\$ 1,379,515
<b>Department Total: 45 - Public Works</b>	\$ 1,045,676	\$ 1,332,449	\$ 1,034,212	\$ 1,527,784	\$ 1,527,784
<b>Department Total: 60 - RDA</b>	\$ 18,563	\$ 25,000	\$ 11,800	\$ 25,000	\$ 25,000
<b>Department Total: 65 - Emergency Mngmt &amp; Disaster Recov</b>	\$ 748,273	\$ 1,061,791	\$ 717,803	\$ 1,166,731	\$ 1,166,731
<b>Program 4420 - Measure C/V TUT</b>	\$ 2,504,573	\$ 724,041	\$ 953,601	\$ 1,096,060	\$ 1,096,060
<b>GENERAL FUND EXPENSE GRAND Totals:</b>	<b>\$ 22,150,102</b>	<b>\$ 23,604,541</b>	<b>\$ 21,056,343</b>	<b>\$ 26,078,720</b>	<b>\$ 26,078,720</b>

# TOWN OF PARADISE

# General Fund Revenues

G/L Account Number	Account Description	2025 Actual Amount	2026 Amended Budget	2026 Actual Amount	2027 Department Requested
<b>Fund: 1010 - General Fund</b>					
<b>REVENUES</b>					
<b>Department: 00 - Non Department Activity</b>					
<b>Program: 0000 - Non Program Activity</b>					
1010.00.0000.3110.311	Property Tax Current Secured	3,939,506.51	4,451,946.00	4,585,971.97	5,285,613.00
1010.00.0000.3110.312	Property Tax Current Unsecured	208,056.56	175,773.00	204,188.92	227,718.00
1010.00.0000.3110.315	Property Tax Prior Secured/Unsecured	5,356.11	5,000.00	4,887.18	5,000.00
1010.00.0000.3110.320	Property Tax General Supplemental	42,276.27	40,000.00	24,946.66	40,000.00
1010.00.0000.3130.325	General Sales and Use Tax Sales and Use Tax	1,315,404.28	1,100,000.00	983,237.67	1,100,000.00
1010.00.0000.3167.330	Real Property Transfer Tax Real Property Transfer Tax	93,529.94	75,000.00	104,688.08	75,000.00
1010.00.0000.3182.335	Franchise Taxes Franchise Taxes	545,267.70	200,000.00	526,077.13	500,000.00
1010.00.0000.3185.340	Transient Occupancy Tax Transient Occupancy Tax	156,845.54	140,000.00	101,450.72	140,000.00
1010.00.0000.3210.110	Business Licenses and Permits Business Regulation	14,743.32	12,500.00	17,210.67	15,000.00
1010.00.0000.3210.120	Business Licenses and Permits Bingo Regulation	180.44	0.00	0.00	0.00
1010.00.0000.3210.130	Business Licenses and Permits Cardroom Regulation	0.00	0.00	225.95	0.00
1010.00.0000.3215.100	DOJ/FBI Fees Fingerprinting/Processing	4,146.00	0.00	5,351.50	0.00
1010.00.0000.3351.001	Property Tax Homeowners Apportionment	30,754.42	33,545.00	15,639.50	31,279.00
1010.00.0000.3356.001	State Motor Vehicle In Lieu Motor Vehicle In Lieu Tax	1,855,737.21	1,822,535.00	2,006,714.78	2,006,714.00
1010.00.0000.3410.104	Administrative Services Returned Check Processing	102.28	100.00	102.28	100.00
1010.00.0000.3410.112	Administrative Services Printed Material Production/Sale	(12,769.25)	0.00	0.00	0.00
1010.00.0000.3410.113	Administrative Services Document Copying	7.50	25.00	0.00	25.00
1010.00.0000.3410.114	Administrative Services Document Certification	105.00	50.00	60.00	50.00

# TOWN OF PARADISE

# General Fund Revenues

G/L Account Number	Account Description	2025 Actual Amount	2026 Amended Budget	2026 Actual Amount	2027 Department Requested
1010.00.0000.3610.100	Interest Revenue Investments Investments	43,713.41	30,000.00	0.00	30,000.00
1010.00.0000.3630.200	Rents and Royalties Billboard Rents and Leases	440.00	440.00	440.00	440.00
1010.00.0000.3901.100	Refunds and Reimbursements Miscellaneous	82.62	0.00	10,796.00	0.00
1010.00.0000.3902.100	Miscellaneous Revenue General	56,913.42	10,000.00	13,075.59	10,000.00
1010.00.0000.3902.110	Miscellaneous Revenue Cash Over and Short	(258.29)	0.00	0.36	0.00
1010.00.0000.3910.010	Transfers In From General Fund	0.00	(32,166.00)	0.00	(467,138.00)
1010.00.0000.3910.070	Transfers In From Animal Control	0.00	(430,587.00)	0.00	0.00
1010.00.0000.3910.090	Transfers In From Camp Fire Recovery	(2,713.61)	0.00	0.00	0.00
1010.00.0000.3910.160	Transfers In From BHS Development Svcs Fund	0.00	0.00	0.00	(23,399.00)
1010.00.0000.3910.700	Transfers In From PG&E Settlement Fund	0.00	14,181,001.00	0.00	15,150,588.00
<b>Program Total: 0000 - Non Program Activity</b>		<b>\$8,297,427.38</b>	<b>\$21,815,162.00</b>	<b>\$8,605,064.96</b>	<b>\$24,126,990.00</b>
<b>Department Total: 00 - Non Department Activity</b>		<b>\$8,297,427.38</b>	<b>\$21,815,162.00</b>	<b>\$8,605,064.96</b>	<b>\$24,126,990.00</b>
<b>Department: 20 - Administrative Services</b>					
<b>Program: 4615 - EOC</b>					
1010.20.4615.3340.350	State Funding Fire Grants	32,618.69	0.00	0.00	0.00
<b>Program Total: 4615 - EOC</b>		<b>\$32,618.69</b>	<b>\$0.00</b>	<b>\$0.00</b>	<b>\$0.00</b>
<b>Department Total: 20 - Administrative Services</b>		<b>\$32,618.69</b>	<b>\$0.00</b>	<b>\$0.00</b>	<b>\$0.00</b>
<b>Department: 25 - Finance</b>					
<b>Program: 4420 - Measure C/V TUT</b>					
1010.25.4420.3130.326	General Sales and Use Tax Transactions and Use Tax (TUT)	1,258,297.04	1,330,000.00	907,744.49	1,346,979.00
<b>Program Total: 4420 - Measure C/V TUT</b>		<b>\$1,258,297.04</b>	<b>\$1,330,000.00</b>	<b>\$907,744.49</b>	<b>\$1,346,979.00</b>
<b>Department Total: 25 - Finance</b>		<b>\$1,258,297.04</b>	<b>\$1,330,000.00</b>	<b>\$907,744.49</b>	<b>\$1,346,979.00</b>

# TOWN OF PARADISE

# General Fund Revenues

G/L Account Number	Account Description	2025 Actual Amount	2026 Amended Budget	2026 Actual Amount	2027 Department Requested
<b>Department: 30 - Police</b>					
<b>Program: 0000 - Non Program Activity</b>					
1010.30.0000.3320.100	Federal Revenue - Other Refunds and Reimbursements	1,762.46	3,000.00	0.00	3,000.00
1010.30.0000.3345.004	State Revenues - Other POST Reimbursements	859.22	5,000.00	0.00	5,000.00
1010.30.0000.3345.100	State Revenues - Other Refunds & Reimbursements	6,245.97	50.00	67,901.36	50.00
1010.30.0000.3380.100	Local Government Revenue Fines and Forfeitures	29,179.76	15,000.00	13,755.70	15,000.00
1010.30.0000.3380.106	Local Government Revenue Administrative Citations Police	6,697.99	0.00	0.00	0.00
1010.30.0000.3380.112	Local Government Revenue Property Room Proceeds	0.00	100.00	0.00	100.00
1010.30.0000.3421.100	Police Vehicle Repossession	191.87	0.00	356.33	0.00
1010.30.0000.3421.105	Police Cite Sign Off / VIN Verification	396.64	500.00	328.72	500.00
1010.30.0000.3421.110	Police DUI Accident & Arrest Processing	0.00	500.00	0.00	500.00
1010.30.0000.3421.111	Police Vehicle Impound Fee	1,285.68	500.00	321.42	500.00
1010.30.0000.3421.115	Police Police Report (Copy)	98.43	10.00	77.54	10.00
1010.30.0000.3421.120	Police Fingerprint Processing	3,111.50	4,000.00	3,360.42	4,000.00
1010.30.0000.3421.122	Police Visa/Clearance Letter	0.00	31.00	0.00	31.00
1010.30.0000.3421.130	Police Reproduce/Sale of Tapes & Photos	132.14	50.00	113.25	50.00
1010.30.0000.3421.140	Police Alarm System Registration	1,742.11	1,000.00	(72.80)	1,000.00
1010.30.0000.3421.141	Police False Alarm Response	2,672.84	1,000.00	2,660.63	1,000.00
1010.30.0000.3421.180	Police Special Services	275.00	0.00	675.68	0.00
1010.30.0000.3421.187	Police Subpoena Duces Tecum	15.74	0.00	31.48	0.00
1010.30.0000.3901.100	Refunds and Reimbursements Miscellaneous	21,919.59	15,000.00	3,488.26	15,000.00
1010.30.0000.3901.125	Refunds and Reimbursements OJI and Disability	9,142.89	0.00	0.00	0.00

# TOWN OF PARADISE

# General Fund Revenues

G/L Account Number	Account Description	2025 Actual Amount	2026 Amended Budget	2026 Actual Amount	2027 Department Requested
1010.30.0000.3902.100	Miscellaneous Revenue General	13,633.30	100.00	394.03	100.00
<b>Program Total: 0000 - Non Program Activity</b>		<b>\$99,363.13</b>	<b>\$45,841.00</b>	<b>\$93,392.02</b>	<b>\$45,841.00</b>
<b>Department Total: 30 - Police</b>		<b>\$99,363.13</b>	<b>\$45,841.00</b>	<b>\$93,392.02</b>	<b>\$45,841.00</b>
<b>Department: 35 - Fire</b>					
<b>Program: 0000 - Non Program Activity</b>					
1010.35.0000.3340.350	State Funding Fire Grants	9,146.85	0.00	1,383.96	0.00
1010.35.0000.3345.100	State Revenues - Other Refunds & Reimbursements	267,155.87	25,000.00	34,157.56	35,000.00
1010.35.0000.3380.103	Local Government Revenue Fines and Citations Fire	3,150.00	0.00	0.00	0.00
1010.35.0000.3422.304	Fire Fuel Reduction Burn Permit	6,753.49	6,000.00	4,154.95	6,000.00
1010.35.0000.3422.315	Fire Residential Burning Regulation	19,425.50	10,000.00	6,243.82	10,000.00
1010.35.0000.3422.330	Fire Campfire/Special Activity Permit	61.14	0.00	0.00	0.00
1010.35.0000.3422.335	Fire Land Clearing Fire Regulation	0.00	0.00	76.41	0.00
1010.35.0000.3422.338	Fire Fire Flow/Hydrant Location	0.00	0.00	6,799.32	0.00
1010.35.0000.3901.100	Refunds and Reimbursements Miscellaneous	64,356.25	0.00	0.00	0.00
1010.35.0000.3901.140	Refunds and Reimbursements Negligence Cost Recovery Fees	35.40	0.00	0.00	0.00
1010.35.0000.3902.100	Miscellaneous Revenue General	63,440.74	0.00	0.00	0.00
<b>Program Total: 0000 - Non Program Activity</b>		<b>\$433,525.24</b>	<b>\$41,000.00</b>	<b>\$52,816.02</b>	<b>\$51,000.00</b>
<b>Department Total: 35 - Fire</b>		<b>\$433,525.24</b>	<b>\$41,000.00</b>	<b>\$52,816.02</b>	<b>\$51,000.00</b>

**Department: 40 - Community Development**

**Program: 4720 - CDD Planning**

1010.40.4720.3380.101	Local Government Revenue Fines and Citations Comm Develop	104,070.75	10,000.00	5,200.00	6,000.00
1010.40.4720.3400.104	CDD Planning Tentative Parcel Map	2,074.16	2,074.00	0.00	2,074.00
1010.40.4720.3400.105	CDD Planning Tentative Subdivision Map	0.00	0.00	2,555.87	0.00
1010.40.4720.3400.109	CDD Planning Street Address Change Review	0.00	87.00	0.00	87.00

# TOWN OF PARADISE

# General Fund Revenues

G/L Account Number	Account Description	2025 Actual Amount	2026 Amended Budget	2026 Actual Amount	2027 Department Requested
1010.40.4720.3400.111	CDD Planning Landscape Plan	3,488.36	2,550.00	21,214.54	2,000.00
1010.40.4720.3400.130	CDD Planning General Plan Amend and Rezoning	2,906.67	2,907.00	0.00	2,907.00
1010.40.4720.3400.132	CDD Planning Rezoning Application	0.00	2,007.00	0.00	2,005.00
1010.40.4720.3400.139	CDD Planning Research on Request	282.84	94.00	0.00	94.00
1010.40.4720.3400.170	CDD Planning Use Permit Class A	2,828.40	1,414.00	1,414.20	1,414.00
1010.40.4720.3400.171	CDD Planning Use Permit Class B	1,252.88	0.00	0.00	0.00
1010.40.4720.3400.172	CDD Planning Use Permit Class C	2,004.60	0.00	0.00	0.00
1010.40.4720.3400.173	CDD Planning Temporary Use Permit	3,372.96	2,500.00	2,951.34	2,500.00
1010.40.4720.3400.174	CDD Planning Administrative Permit	11,684.41	8,000.00	9,060.56	8,100.00
1010.40.4720.3400.176	CDD Planning Home Occupation Permit	1,844.43	790.00	2,634.90	2,108.00
1010.40.4720.3400.177	CDD Planning Site Plan/Use Permit Mod Class A	0.00	0.00	377.12	0.00
1010.40.4720.3400.182	CDD Planning Minor Variance Permit Class A	2,074.16	0.00	3,111.24	0.00
1010.40.4720.3400.184	CDD Planning Site Plan Review Class A	659.96	1,320.00	1,979.88	1,320.00
1010.40.4720.3400.185	CDD Planning Site Plan Review Class B	0.00	1,002.00	0.00	1,002.00
1010.40.4720.3400.190	CDD Planning Admin Variance-Noise Ordinance	300.70	0.00	150.35	0.00
1010.40.4720.3400.200	CDD Planning Tree Felling Permit	323.25	140.00	323.24	140.00
1010.40.4720.3400.307	CDD Planning Design Review Application	3,117.97	2,100.00	1,405.28	1,500.00
1010.40.4720.3902.100	Miscellaneous Revenue General	0.00	0.00	550.00	0.00
<b>Program Total: 4720 - CDD Planning</b>		<b>\$142,286.50</b>	<b>\$36,985.00</b>	<b>\$52,928.52</b>	<b>\$33,251.00</b>
<b>Program: 4780 - CDD - Waste Management</b>					
1010.40.4780.3182.335	Franchise Taxes Franchise Taxes	19,437.94	29,053.00	16,036.89	29,609.00
1010.40.4780.3340.400	State Funding Waste Mgmt	23,737.35	23,000.00	5,000.00	30,000.00
1010.40.4780.3345.200	State Revenues - Other Miscellaneous	5,000.00	0.00	5,000.00	5,000.00

# TOWN OF PARADISE

# General Fund Revenues

G/L Account Number	Account Description	2025 Actual Amount	2026 Amended Budget	2026 Actual Amount	2027 Department Requested
1010.40.4780.3380.104	Local Government Revenue Fines and Citations Waste Mgmt	200.00	0.00	6,800.00	2,000.00
<b>Program Total: 4780 - CDD - Waste Management</b>		<b>\$48,375.29</b>	<b>\$52,053.00</b>	<b>\$32,836.89</b>	<b>\$66,609.00</b>
<b>Department Total: 40 - Community Development</b>		<b>\$190,661.79</b>	<b>\$89,038.00</b>	<b>\$85,765.41</b>	<b>\$99,860.00</b>

**Department: 45 - Public Works**

**Program: 4740 - Public Works - Engineering**

1010.45.4740.3402.201	PW Engineering Final Parcel Map	2,592.20	0.00	0.00	0.00
1010.45.4740.3402.220	PW Engineering Land Divisn/Pvt Develop Projects	0.00	15,000.00	0.00	15,000.00
1010.45.4740.3402.223	PW Engineering Engineering Site Plan	518.44	500.00	1,425.71	500.00
1010.45.4740.3402.224	PW Engineering Grading Check/Inspection	52,859.41	10,000.00	54,156.90	10,000.00
1010.45.4740.3402.226	PW Engineering Cert of Correction with Hearing	777.66	0.00	777.66	0.00
1010.45.4740.3402.227	PW Engineering Lot Merger Review	4,665.96	5,000.00	6,221.28	5,000.00
1010.45.4740.3402.228	PW Engineering Lot Line Adjustment	4,536.35	1,000.00	3,169.81	1,000.00
1010.45.4740.3402.229	PW Engineering Cert of Compliance Review w/Hear	0.00	0.00	777.66	0.00

# TOWN OF PARADISE

# General Fund Revenues

G/L Account Number	Account Description	2025 Actual Amount	2026 Amended Budget	2026 Actual Amount	2027 Department Requested
1010.45.4740.3402.231	PW Engineering Parking Within Street Setback	0.00	0.00	259.22	0.00
1010.45.4740.3402.250	PW Engineering Oversized Vehicle Regulation	1,712.00	1,500.00	1,800.00	1,500.00
1010.45.4740.3402.270	PW Engineering Encroachment Permit Fees	427,078.29	250,000.00	502,830.02	375,000.00
<b>Program Total: 4740 - Public Works - Engineering</b>		<b>\$494,740.31</b>	<b>\$283,000.00</b>	<b>\$571,418.26</b>	<b>\$408,000.00</b>
<b>Program: 4745 - Paradise Community Park</b>					
1010.45.4745.3470.251	Parks & Recreation Space Rental	0.00	500.00	0.00	50.00
<b>Program Total: 4745 - Paradise Community Park</b>		<b>\$0.00</b>	<b>\$500.00</b>	<b>\$0.00</b>	<b>\$50.00</b>
<b>Department Total: 45 - Public Works</b>		<b>\$494,740.31</b>	<b>\$283,500.00</b>	<b>\$571,418.26</b>	<b>\$408,050.00</b>
<b>Department: 65 - Emergency Mngmt &amp; Disaster Recov</b>					
<b>Program: 4205 - Disaster Recovery</b>					
1010.65.4205.3903.100	Program Participants Miscellaneous	2,000.00	0.00	0.00	0.00
<b>Program Total: 4205 - Disaster Recovery</b>		<b>\$2,000.00</b>	<b>\$0.00</b>	<b>\$0.00</b>	<b>\$0.00</b>
<b>Department Total: 65 - Emergency Mngmt &amp; Disaster Recov</b>		<b>\$2,000.00</b>	<b>\$0.00</b>	<b>\$0.00</b>	<b>\$0.00</b>
<b>REVENUE GRAND Totals:</b>		<b>\$10,808,634</b>	<b>\$23,604,541</b>	<b>\$10,316,201</b>	<b>\$26,078,720</b>

# TOWN OF PARADISE

# Non Department Expenses

G/L Account Number	Account Description	2025 Actual Amount	2026 Amended Budget	2026 Actual Amount	2027 Department Requested
<b>Fund: 1010 - General Fund</b>					
<b>EXPENSES</b>					
<b>Department: 00 - Non Department Activity</b>					
<b>Program: 0000 - Non Program Activity</b>					
1010.00.0000.5112.101	GASB 68 - Pension Expense PERS	\$ 5,354	\$ -	\$ -	\$ -
1010.00.0000.5213.100	Services, Professional and Contract Services General	\$ 6,865	\$ -	\$ -	\$ -
1010.00.0000.5225	Bank Fees and Charges	\$ 16,080	\$ 3,000	\$ 956	\$ 3,000
1010.00.0000.5260	Miscellaneous	\$ 16,534	\$ -	\$ 162	\$ -
1010.00.0000.5280.100	Bad Debt Write Off Expense	\$ 6,226	\$ -	\$ -	\$ -
1010.00.0000.5301	Land	\$ 37,208	\$ -	\$ (1,323)	\$ -
1010.00.0000.5501	Debt Service Payment - Principal	\$ 326,002	\$ 439,091	\$ 439,091	\$ 428,182
1010.00.0000.5502	Debt Service Payment - Interest	\$ 571,037	\$ 840,908	\$ 840,909	\$ 840,909
1010.00.0000.5910.010	Transfers Out To General Fund	\$ -	\$ -	\$ -	\$ (271,067)
1010.00.0000.5910.030	Transfers Out To Development Services Fund	\$ (375,024)	\$ (526,180)	\$ -	\$ -
1010.00.0000.5910.070	Transfers Out To Animal Control Fund	\$ (70,755)	\$ (100,055)	\$ -	\$ (73,117)
1010.00.0000.5910.110	Transfers Out To Local Transportation Fund	\$ (12,501)	\$ (16,410)	\$ -	\$ (10,056)
1010.00.0000.5910.120	Transfers Out To State Gas Tax Fund	\$ (342,315)	\$ (459,004)	\$ -	\$ (284,392)
1010.00.0000.5910.160	Transfers Out To BHS Development Svcs Fund	\$ (150,475)	\$ (98,550)	\$ -	\$ (61,513)
1010.00.0000.5910.299	Transfers Out To Grants Miscellaneous One Time	\$ 1,170	\$ -	\$ -	\$ -
1010.00.0000.5910.650	Transfers Out To Successor Agency RDA NH	\$ (16,200)	\$ -	\$ -	\$ -
<b>Program Total: 0000 - Non Program Activity</b>		<b>\$ 19,206</b>	<b>\$ 82,800</b>	<b>\$ 1,279,795</b>	<b>\$ 571,946</b>

**Ballot Measure V**  
**\$0.50 Transaction and Use Tax**

**FY 2026-27**

TOWN OF  
*Paradise*  
CALIFORNIA

INC. 1979



# Measure V Citizen Oversight Committee

## FY 202-27 Transaction and Use Tax

In compliance with Ordinance No. 569, the Committee hereby agrees with the following recommendations regarding how the proceeds from Measure V shall be used to provide for local public services as proposed by the Town Departments and in alignment with Town Council priorities:

Department	Year	Measure V Expenditures	Budget
301 - Police Operations	2027	Police cadet sponsorship or new hire incentive	\$ 20,000
301 - Police Operations	2027	Operational Supplies & Support	\$ 1,000
301 - Police Operations	2027	K9 Program training, food and vet costs	\$ 32,240
301 - Police Operations	2027	Mandatory and Essential POST Training	\$ 67,600
301 - Police Operations	2027	Trainee 11 pay periods @ \$3,252	\$ 35,772
301 - Police Operations	2027	New hires uniform, gear and ammunitions	\$ 8,500
301 - Police Operations	2027	Body Cam & SAAS (Year 1 of 5)	\$ 62,948
301 - Police Operations	2027	Vehicle Conversions (Reassigned to VIPs, CSO, Investigations)	\$ 15,000
<b>Total 301 - Police Operations</b>			<b>\$ 243,060</b>

Department	Year	Measure V Expenditures	Budget
303 - Animal Control	2027	Fund Animal Control and Shelter Operations - Operating Costs	\$ 55,000
<b>Total 303 - Animal Control</b>			<b>\$ 55,000</b>

Department	Year	Measure V Expenditures	Budget
326 - Fire Suppression	2027	CAL FIRE Personnel Services	\$ 250,000
326 - Fire Suppression	2027	E81 Replacement Year 1 of 3	\$ 333,000
<b>Total 326 - Fire Suppression</b>			<b>\$ 583,000</b>

Department	Year	Measure V Expenditures	Budget
345 - Public Works Fleet	2027	Fleet Modernization - Public Works Utility Truck (PW19)	\$ 80,000
345 - Public Works Fleet	2027	Fleet Modernization - Public Works Utility Truck (FL02)	\$ 60,000
345 - Public Works Fleet	2027	Fleet Modernization - Public Works Utility Truck (PW4)	\$ 60,000
345 - Public Works Fleet	2027	Fleet Modernization - Snow Plow (PW16)	\$ 15,000
<b>Total 345 - Public Works Fleet</b>			<b>\$ 215,000</b>

### Grand Total:

<b>301 - Police Operations</b>	<b>\$243,060.00</b>
<b>303 - Animal Control</b>	<b>\$55,000.00</b>
<b>326 - Fire Suppression</b>	<b>\$583,000.00</b>
<b>345 - Public Works Fleet</b>	<b>\$215,000.00</b>
	<b>\$1,096,060.00</b>



# Measure V Citizen Oversight Committee

## FY 202-27 Transaction and Use Tax

### Measure V Fund Summary

## **FY 2026-27 Projection**

Projected Beginning Fund Balance 7/1/26	\$606,894
Projected Revenues (7/1/26-6/30/27)	\$1,346,979
Budgeted Expenditures (7/1/26 - 6/30/27)	\$1,096,060
Ending Fund Balance	\$857,813

Approved By: \_\_\_\_\_

Chair

April 27, 2026

# TOWN OF PARADISE

Fiscal Year 2026/27

## Measure "V"

### Summary

	2025 Actual Amount	2026 Amended Budget	2026 Actual Amount	2027 Department Requested	2027 Council Approved
<b>Fund: 1010 General Fund</b>					
<b>Revenue</b>					
010 - Taxes	\$1,258,297	\$1,330,000	\$907,744	\$1,346,979	\$1,346,979
<b>Revenue Totals</b>	<b>\$1,258,297</b>	<b>\$1,330,000</b>	<b>\$907,744</b>	<b>\$1,346,979</b>	<b>\$1,346,979</b>
<b>Expenditures</b>					
010 - Salaries and Wages	\$60,283	\$0	\$0	\$30,816	\$30,816
015 - Other Employee Costs	\$5,548	\$0	\$0	\$4,956	\$4,956
020 - Supplies	\$6,165	\$56,000	\$3,360	\$64,500	\$64,500
050 - Services	\$372,934	\$302,000	\$307,207	\$365,188	\$365,188
060 - Employee Development	\$37,171	\$45,000	\$39,986	\$67,600	\$67,600
070 - Other Costs	\$0	\$0	\$0	\$0	\$0
080 - Capital Outlay	\$2,022,472	\$321,041	\$603,048	\$563,000	\$563,000
090 - Debt Service	\$0	\$0	\$0	\$0	\$0
095 - Other Financing Uses	\$0	\$0	\$0	\$0	\$0
<b>Expenditure Totals</b>	<b>\$2,504,573</b>	<b>\$724,041</b>	<b>\$953,601</b>	<b>\$1,096,060</b>	<b>\$1,096,060</b>
<b>Revenue Grand Totals:</b>	<b>\$1,258,297</b>	<b>\$1,330,000</b>	<b>\$907,744</b>	<b>\$1,346,979</b>	<b>\$1,346,979</b>
<b>Expenditure Grand Totals:</b>	<b>\$2,504,573</b>	<b>\$724,041</b>	<b>\$953,601</b>	<b>\$1,096,060</b>	<b>\$1,096,060</b>

# TOWN OF PARADISE

# Budget Worksheet Report

G/L Account Number

Account Description

2025 Actual Amount

2026 Amended Budget

2026 Actual Amount

2027 Department Requested

Fund: 1010 - General Fund

EXPENSES

Department: 25 - Finance

Program: 4420 - Measure C/V TUT

Cost Center Activity:

1010.25.4420.5213.100	Services, Professional and Contract Services General	\$54,716	\$0	\$0	\$0
-----------------------	--	----------	-----	-----	-----

<b>Cost Center Activity Total</b>	<b>\$54,716</b>	<b>\$0</b>	<b>\$0</b>	<b>\$0</b>
-----------------------------------	-----------------	------------	------------	------------

Cost Center Activity: 301 - Police Operations

1010.25.4420.301.5101	Salaries - Permanent	\$955	\$0	\$0	\$21,348
1010.25.4420.301.5102	Salaries - Temporary	\$53,933	\$0	\$0	\$0
1010.25.4420.301.5103.102	Differential Pay Out of Class	\$0	\$0	\$0	\$120
1010.25.4420.301.5103.105	Differential Pay Swing/Graveyard Shift	\$0	\$0	\$0	\$840
1010.25.4420.301.5104	Wages - PS Holiday Pay	\$0	\$0	\$0	\$2,000
1010.25.4420.301.5105	Salaries - Overtime/FLSA	\$5,548	\$0	\$0	\$4,956
1010.25.4420.301.5109.100	Allowances Uniform Allowance	\$0	\$0	\$0	\$1,197
1010.25.4420.301.5111	Medicare	\$873	\$0	\$0	\$713
1010.25.4420.301.5112.101	GASB 68 - Pension Expense PERS	\$184	\$0	\$0	\$0
1010.25.4420.301.5113	Worker's Compensation	\$3,538	\$0	\$0	\$3,056
1010.25.4420.301.5114.101	Health Insurance Medical	\$322	\$0	\$0	\$0
1010.25.4420.301.5114.102	Health Insurance Dental	\$78	\$0	\$0	\$0
1010.25.4420.301.5114.103	Health Insurance Vision	\$7	\$0	\$0	\$0
1010.25.4420.301.5115	Unemployment Compensation	\$385	\$0	\$0	\$315
1010.25.4420.301.5116.101	Life and Disability Insurance Life & Disab.	\$9	\$0	\$0	\$257
1010.25.4420.301.5116.102	Life and Disability Insurance Long Term/Short Term Disability	\$0	\$0	\$0	\$970
1010.25.4420.301.5202.100	Operating Supplies General	\$6,165	\$1,000	\$2,600	\$9,500
1010.25.4420.301.5213.100	Services, Professional and Contract Services General	\$25,641	\$52,000	\$22,552	\$52,240
1010.25.4420.301.5214.100	Repair and Maint Service General	\$0	\$0	\$156	\$62,948
1010.25.4420.301.5220.100	Employee Development General	\$37,171	\$45,000	\$39,986	\$67,600
1010.25.4420.301.5304	Furniture & Equipment	\$16,200	\$96,527	\$0	\$0
1010.25.4420.301.5305	Vehicles	\$225,466	\$144,487	\$199,513	\$15,000

<b>Cost Center Activity Total: 301 - Police Operations</b>	<b>\$376,475</b>	<b>\$339,014</b>	<b>\$264,807</b>	<b>\$243,060</b>
--	------------------	------------------	------------------	------------------

Cost Center Activity: 303 - Animal Control

1010.25.4420.303.5202.100	Operating Supplies General	\$0	\$55,000	\$0	\$55,000
1010.25.4420.303.5213.100	Services, Professional and Contract Services General	\$7,500	\$0	\$0	\$7,500

# TOWN OF PARADISE

# Budget Worksheet Report

G/L Account Number	Account Description	2025 Actual Amount	2026 Amended Budget	2026 Actual Amount	2027 Department Requested
1010.25.4420.303.5213.109	Services, Professional and Contract Services Recruitment Services	\$117	\$0	\$34,499	\$0
1010.25.4420.303.5303	Improvements	\$702,432	\$0	\$0	\$0
1010.25.4420.303.5305	Vehicles	\$182,275	\$0	\$0	\$0
<b>Cost Center Activity Total: 303 - Animal Control</b>		<b>\$892,324</b>	<b>\$55,000</b>	<b>\$34,499</b>	<b>\$55,000</b>
<b>Cost Center Activity: 304 - Fleet</b>					
1010.25.4420.304.5213.100	Services, Professional and Contract Services General	\$34,959	\$0	\$0	\$0
1010.25.4420.304.5304	Furniture & Equipment	\$14,453	\$0	\$0	\$0
1010.25.4420.304.5305	Vehicles	\$57,854	\$0	\$0	\$0
<b>Cost Center Activity Total: 304 - Fleet</b>		<b>\$107,266</b>	<b>\$0</b>	<b>\$0</b>	<b>\$0</b>
<b>Cost Center Activity: 325 - Fire Administration</b>					
1010.25.4420.325.5202.100	Operating Supplies General	\$0	\$0	\$760	\$0
1010.25.4420.325.5303	Improvements	\$33,308	\$0	\$12,186	\$0
1010.25.4420.325.5304	Furniture & Equipment	\$16,200	\$0	\$0	\$0
<b>Cost Center Activity Total: 325 - Fire Administration</b>		<b>\$49,508</b>	<b>\$0</b>	<b>\$12,946</b>	<b>\$0</b>
<b>Cost Center Activity: 326 - Fire Suppression</b>					
1010.25.4420.326.5213.100	Services, Professional and Contract Services General	\$250,000	\$250,000	\$250,000	\$250,000
1010.25.4420.326.5305	Vehicles	\$599,398	\$0	\$0	\$333,000
<b>Cost Center Activity Total: 326 - Fire Suppression</b>		<b>\$849,398</b>	<b>\$250,000</b>	<b>\$250,000</b>	<b>\$583,000</b>
<b>Cost Center Activity: 345 - Public Works Fleet</b>					
1010.25.4420.345.5303	Improvements	\$0	\$0	\$319,577	\$0
1010.25.4420.345.5305	Vehicles	\$14,747	\$0	\$0	\$0
<b>Cost Center Activity Total: 345 - Public Works Fleet</b>		<b>\$14,747</b>	<b>\$0</b>	<b>\$319,577</b>	<b>\$0</b>
<b>Cost Center Activity: 350 - Public Works Streets</b>					
1010.25.4420.350.5304	Furniture & Equipment	\$0	\$0	\$0	\$15,000
1010.25.4420.350.5305	Vehicles	\$160,139	\$80,027	\$71,772	\$200,000
<b>Cost Center Activity Total: 350 - Public Works Streets</b>		<b>\$160,139</b>	<b>\$80,027</b>	<b>\$71,772</b>	<b>\$215,000</b>
<b>Program Total: 4420 - Measure C/V TUT</b>		<b>\$2,504,573</b>	<b>\$724,041</b>	<b>\$953,601</b>	<b>\$1,096,060</b>
<b>Department Total: 25 - Finance</b>		<b>\$2,504,573</b>	<b>\$724,041</b>	<b>\$953,601</b>	<b>\$1,096,060</b>
<b>EXPENSES Total</b>		<b>\$2,504,573</b>	<b>\$724,041</b>	<b>\$953,601</b>	<b>\$1,096,060</b>



**TOWN OF PARADISE**  
Fiscal Year 2026/2027

**Department: 10 - Legislative**

Summary

	2025 Actual Amount	2026 Amended Budget	YTD 2026 Actual Amount	2027 Department Requested	2027 Town Council Approved
<b>Fund: 1010 General Fund</b>					
<b>Expenditures</b>					
010 - Salaries and Wages	\$111,206	\$120,149	\$66,830	\$80,978	\$80,978
020 - Supplies	\$527	\$1,100	\$275	\$1,200	\$1,200
030 - Postage Printing and Advertising	\$167	\$550	\$0	\$550	\$550
050 - Services	\$0	\$0	\$0	\$0	\$0
060 - Employee Development	\$4,306	\$6,750	\$0	\$6,750	\$6,750
070 - Other Costs	\$3,535	\$19,450	\$7,298	\$21,200	\$21,200
080 - Capital Outlay	\$0	\$0	\$0	\$0	\$0
<b>Expenditure Totals</b>	<b>\$119,742</b>	<b>\$147,999</b>	<b>\$74,404</b>	<b>\$110,678</b>	<b>\$110,678</b>

# TOWN OF PARADISE

# Budget Worksheet Report

G/L Account Number	Account Description	2025 Actual Amount	2026 Amended Budget	YTD 2026 Actual Amount	2027 Department Requested
<b>Fund: 1010 - General Fund</b>					
<b>EXPENSES</b>					
<b>Department: 10 - Legislative</b>					
<b>Program: 4000 - Town Council</b>					
1010.10.4000.5101	Salaries - Permanent	\$18,000	\$18,000	\$17,250	\$19,446
1010.10.4000.5107	Car Allowance/Mileage	\$5,400	\$5,400	\$5,175	\$5,834
1010.10.4000.5111	Medicare	\$1,495	\$339	\$898	\$1,091
1010.10.4000.5112.102	GASB 68 - Pension Expense Social Security	\$6,391	\$6,992	\$3,840	\$4,664
1010.10.4000.5113	Worker's Compensation	\$18	\$36	\$82	\$0
1010.10.4000.5114.101	Health Insurance Medical	\$79,887	\$89,382	\$39,527	\$49,943
1010.10.4000.5114.103	Health Insurance Vision	\$15	\$0	\$59	\$0
1010.10.4000.5202.100	Operating Supplies General	\$527	\$1,100	\$275	\$1,200
1010.10.4000.5210.100	Postage General	\$33	\$0	\$0	\$0
1010.10.4000.5219.100	Printing General	\$134	\$550	\$0	\$550
1010.10.4000.5220.100	Employee Development General	\$4,306	\$6,750	\$0	\$6,750
1010.10.4000.5223.105	Meals and Refreshments Emergencies and Meetings	\$355	\$1,200	\$985	\$1,200
1010.10.4000.5224	Travel Expenses - Lodging, Airfare, Incidentals	\$3,180	\$18,250	\$6,313	\$20,000
<b>Program Total: 4000 - Town Council</b>		<b>\$119,742</b>	<b>\$147,999</b>	<b>\$74,404</b>	<b>\$110,678</b>
<b>Department Total: 10 - Legislative</b>		<b>\$119,742</b>	<b>\$147,999</b>	<b>\$74,404</b>	<b>\$110,678</b>
<b>EXPENSES Total</b>		<b>\$119,742</b>	<b>\$147,999</b>	<b>\$74,404</b>	<b>\$110,678</b>



**Town Clerk**

**FY 2026-27**

**TOWN OF PARADISE**  
Fiscal Year 2026/2027

**Department: 15- Town Clerk**

	Summary				
	2025 Actual Amount	2026 Amended Budget	YTD 2026 Actual Amount	2027 Department Requested	2027 Town Council Approved
<b>Fund: 1010 General Fund</b>					
<b>Expenditures</b>					
010 - Salaries and Wages	\$218,922	\$271,356	\$266,693	\$307,822	\$307,822
015 - Other Employee Costs	\$4,513	\$7,418	\$5,818	\$8,259	\$8,259
020 - Supplies	\$1,591	\$2,890	\$1,875	\$3,040	\$3,040
030 - Postage Printing and Advertising	\$3,439	\$5,325	\$2,180	\$5,325	\$5,325
040 - Utilities	\$713	\$0	\$863	\$898	\$898
050 - Services	\$44,542	\$32,785	\$30,358	\$30,550	\$30,550
060 - Employee Development	\$10,433	\$22,000	\$9,707	\$21,000	\$21,000
075 - Special Costs	\$16,172	\$0	\$547	\$25,000	\$25,000
080 - Capital Outlay	\$0	\$0	\$0	\$0	\$0
090 - Debt Service	\$0	\$0	\$0	\$0	\$0
<b>Expenditure Totals</b>	<b>\$300,327</b>	<b>\$341,774</b>	<b>\$318,041</b>	<b>\$401,894</b>	<b>\$401,894</b>

# TOWN OF PARADISE

# Budget Worksheet Report

G/L Account Number	Account Description	2025 Actual Amount	2026 Amended Budget	YTD 2026 Actual Amount	2027 Department Requested
<b>Fund: 1010 - General Fund</b>					
<b>EXPENSES</b>					
<b>Department: 15 - Town Clerk</b>					
<b>Program: 4100 - Town Clerk</b>					
1010.15.4100.5101	Salaries - Permanent	\$159,984	\$195,902	\$179,572	\$213,168
1010.15.4100.5103.102	Differential Pay Out of Class	\$791	\$0	\$0	\$0
1010.15.4100.5105	Salaries - Overtime/FLSA	\$152	\$750	\$95	\$750
1010.15.4100.5106.100	Incentives & Admin Leave Administrative Leave	\$5,928	\$7,549	\$0	\$9,140
1010.15.4100.5106.200	Incentives & Admin Leave Gym Reimbursement	\$0	\$0	\$120	\$479
1010.15.4100.5107	Car Allowance/Mileage	\$2,100	\$2,400	\$2,300	\$2,394
1010.15.4100.5111	Medicare	\$2,669	\$2,985	\$2,887	\$3,380
1010.15.4100.5112.101	GASB 68 - Pension Expense PERS	\$29,656	\$36,874	\$54,790	\$40,522
1010.15.4100.5113	Worker's Compensation	-\$65	\$392	\$806	\$1,119
1010.15.4100.5114.101	Health Insurance Medical	\$11,463	\$19,759	\$22,005	\$30,965
1010.15.4100.5114.102	Health Insurance Dental	\$474	\$1,609	\$875	\$1,555
1010.15.4100.5114.103	Health Insurance Vision	\$49	\$128	\$73	\$137
1010.15.4100.5115	Unemployment Compensation	-\$421	\$1,254	\$1,274	\$1,492
1010.15.4100.5116.101	Life and Disability Insurance Life & Disab.	\$448	\$642	\$492	\$641
1010.15.4100.5116.102	Life and Disability Insurance Long Term/Short Term Disability	\$1,617	\$1,862	\$1,499	\$2,830
1010.15.4100.5119.100	Retiree Costs Medical Insurance	\$4,362	\$6,668	\$5,723	\$7,509
1010.15.4100.5122	Accrual Bank Payoff	\$4,228	\$0	\$0	\$0
1010.15.4100.5201.100	Office Supplies General	\$1,591	\$2,400	\$794	\$2,400
1010.15.4100.5202.100	Operating Supplies General	\$0	\$340	\$929	\$490
1010.15.4100.5204	Subscriptions and Code Books	\$0	\$150	\$153	\$150
1010.15.4100.5210.100	Postage General	\$122	\$225	\$126	\$225
1010.15.4100.5213.100	Services, Professional and Contract Services General	\$23,761	\$16,005	\$25,335	\$26,910
1010.15.4100.5213.109	Services, Professional and Contract Services Recruitment Services	\$239	\$0	\$0	\$0
1010.15.4100.5214.100	Repair and Maint Service General	\$19,764	\$15,700	\$4,245	\$1,300
1010.15.4100.5215.100	Rents and Leases Miscellaneous	\$0	\$1,080	\$0	\$1,440
1010.15.4100.5215.106	Rents and Leases Copiers	\$779	\$0	\$779	\$900
1010.15.4100.5216.100	Communications General Services	\$713	\$0	\$863	\$898
1010.15.4100.5218.100	Advertising General	\$3,227	\$5,000	\$2,054	\$5,000
1010.15.4100.5219.100	Printing General	\$91	\$100	\$0	\$100
1010.15.4100.5220.100	Employee Development General	\$10,433	\$22,000	\$9,707	\$21,000

1010.15.4100.5221	Election-County Services	\$16,172	\$0	\$547	\$25,000
	<b>Program Total: 4100 - Town Clerk</b>	<b>\$300,327</b>	<b>\$341,774</b>	<b>\$318,041</b>	<b>\$401,894</b>
	<b>Department Total: 15 - Town Clerk</b>	<b>\$300,327</b>	<b>\$341,774</b>	<b>\$318,041</b>	<b>\$401,894</b>
	<b>EXPENSES Total</b>	<b>\$300,327</b>	<b>\$341,774</b>	<b>\$318,041</b>	<b>\$401,894</b>



**TOWN OF PARADISE**  
Fiscal Year 2026/2027

**20 - Administrative Services / TOWN MANAGER**

Summary

	2025 Actual Amount	2026 Amended Budget	YTD 2026 Actual Amount	2027 Department Requested	2027 Town Council Approved
<b>Fund: 1010 General Fund</b>					
<i>Expenditures</i>					
010 - Salaries and Wages	\$261,295	\$432,153	\$248,520	\$316,549	\$316,549
015 - Other Employee Costs	\$43,469	\$46,079	\$39,973	\$67,966	\$67,966
020 - Supplies	\$3,953	\$1,850	\$2,624	\$5,500	\$5,500
030 - Postage Printing and Advertising	\$36	\$190	\$765	\$190	\$190
040 - Utilities	\$462	\$607	\$516	\$607	\$607
050 - Services	\$21,298	\$19,650	\$18,266	\$15,050	\$15,050
060 - Employee Development	\$375	\$7,000	\$2,990	\$8,000	\$8,000
070 - Other Costs	\$6,466	\$7,500	\$973	\$7,500	\$7,500
080 - Capital Outlay	\$0	\$4,500	\$0	\$0	\$0
090 - Debt Service	\$0	\$0	\$0	\$0	\$0
<b>Expenditure Totals</b>	<b>\$337,353</b>	<b>\$519,529</b>	<b>\$314,626</b>	<b>\$421,362</b>	<b>\$421,362</b>

# TOWN OF PARADISE

# Budget Worksheet Report

G/L Account Number	Account Description	2025 Actual Amount	2026 Amended Budget	YTD 2026 Actual Amount	2027 Department Requested
<b>Fund: 1010 - General Fund</b>					
<b>EXPENSES</b>					
<b>Department: 20 - Administrative Services</b>					
<b>Program: 4200 - Town Manager</b>					
1010.20.4200.5101	Salaries - Permanent	\$ 199,281	\$ 348,818	\$ 162,672	\$ 220,203
1010.20.4200.5102	Salaries - Temporary	\$ -	\$ -	\$ 47,387	\$ -
1010.20.4200.5106.100	Incentives & Admin Leave Administrative Leave	\$ 4,832	\$ 10,579	\$ 1,478	\$ 17,118
1010.20.4200.5107	Car Allowance/Mileage	\$ 1,745	\$ 2,040	\$ 298	\$ 1,272
1010.20.4200.5111	Medicare	\$ 2,398	\$ 2,770	\$ 3,139	\$ 3,431
1010.20.4200.5112.101	GASB 68 - Pension Expense PERS	\$ 32,575	\$ 39,905	\$ 18,084	\$ 44,842
1010.20.4200.5113	Worker's Compensation	\$ 104	\$ 425	\$ 988	\$ 1,136
1010.20.4200.5114.101	Health Insurance Medical	\$ 18,929	\$ 22,229	\$ 10,859	\$ 22,824
1010.20.4200.5114.102	Health Insurance Dental	\$ 1,030	\$ 1,810	\$ 394	\$ 1,476
1010.20.4200.5114.103	Health Insurance Vision	\$ 108	\$ 144	\$ 24	\$ 55
1010.20.4200.5115	Unemployment Compensation	\$ (2,154)	\$ 1,359	\$ 1,385	\$ 1,515
1010.20.4200.5116.101	Life and Disability Insurance Life & Disab.	\$ 446	\$ 853	\$ 189	\$ 455
1010.20.4200.5116.102	Life and Disability Insurance Long Term/Short Term Disability	\$ 2,001	\$ 1,221	\$ 576	\$ 2,222
1010.20.4200.5119.100	Retiree Costs Medical Insurance	\$ 43,469	\$ 46,079	\$ 39,973	\$ 67,966
1010.20.4200.5122	Accrual Bank Payoff	\$ -	\$ -	\$ 1,046	\$ -
1010.20.4200.5201.100	Office Supplies General	\$ 547	\$ 600	\$ 307	\$ 1,500
1010.20.4200.5202.100	Operating Supplies General	\$ 3,405	\$ 1,250	\$ 2,316	\$ 4,000
1010.20.4200.5210.100	Postage General	\$ 36	\$ 50	\$ 48	\$ 50
1010.20.4200.5213.100	Services, Professional and Contract Services General	\$ 7,044	\$ 19,650	\$ 14,120	\$ 15,050
1010.20.4200.5214.100	Repair and Maint Service General	\$ 14,254	\$ -	\$ 4,146	\$ -
1010.20.4200.5216.100	Communications General Services	\$ 462	\$ 607	\$ 516	\$ 607
1010.20.4200.5218.100	Advertising General	\$ -	\$ -	\$ 685	\$ -
1010.20.4200.5219.100	Printing General	\$ -	\$ 140	\$ 32	\$ 140

1010.20.4200.5220.100	Employee Development General	\$	375	\$	7,000	\$	2,990	\$	8,000
1010.20.4200.5223.105	Meals and Refreshments Emergencies and Meetings	\$	179	\$	2,000	\$	973	\$	2,000
1010.20.4200.5224	Travel Expenses - Lodging, Airfare, Incidentals	\$	6,115	\$	5,500	\$	-	\$	5,500
1010.20.4200.5260	Miscellaneous	\$	172	\$	-	\$	-	\$	-
1010.20.4200.5304	Furniture & Equipment	\$	-	\$	4,500	\$	-	\$	-
<b>Program Total: 4200 - Town Manager</b>		\$	337,353	\$	519,529	\$	314,626	\$	421,362
<b>Department Total: 20 - Administrative Services</b>		\$	337,353	\$	519,529	\$	314,626	\$	421,362
<b>EXPENSES Total</b>		\$	337,353	\$	519,529	\$	314,626	\$	421,362



**TOWN OF PARADISE**  
Fiscal Year 2026/2027

**20 - Administrative Services / LEGAL SERVICES**

Summary

	2025 Actual Amount	2026 Amended Budget	YTD 2026 Actual Amount	2027 Department Requested	2027 Town Council Approved
<b>Fund: 1010 General Fund</b>					
<b>Expenditures</b>					
030 - Postage Printing and Advertising	\$0	\$10	\$0	\$10	\$10
050 - Services	\$315,283	\$253,328	\$269,289	\$227,328	\$227,328
080 - Capital Outlay	\$0	\$0	\$0	\$0	\$0
<b>Expenditure Totals</b>	<b>\$315,283</b>	<b>\$253,338</b>	<b>\$269,289</b>	<b>\$227,338</b>	<b>\$227,338</b>

# TOWN OF PARADISE

# Budget Worksheet Report

G/L Account Number	Account Description	2025 Actual Amount	2026 Amended Budget	YTD 2026 Actual Amount	2027 Department Requested
<b>Fund: 1010 - General Fund</b>					
<b>EXPENSES</b>					
<b>Department: 20 - Administrative Services</b>					
<b>Program: 4300 - Legal Services</b>					
1010.20.4300.5210.100	Postage General	\$ -	\$ 10	\$ -	\$ 10
1010.20.4300.5213.100	Services, Professional and Contract Services General	\$ 315,283	\$ 253,328	\$ 269,289	\$ 227,328
<b>Program Total: 4300 - Legal Services</b>		<b>\$ 315,283</b>	<b>\$ 253,338</b>	<b>\$ 269,289</b>	<b>\$ 227,338</b>
<b>Department Total: 20 - Administrative Services</b>		<b>\$ 315,283</b>	<b>\$ 253,338</b>	<b>\$ 269,289</b>	<b>\$ 227,338</b>
<b>EXPENSES Total</b>		<b>\$ 315,283</b>	<b>\$ 253,338</b>	<b>\$ 269,289</b>	<b>\$ 227,338</b>

## **Administrative Services**

***Central Services, Information Technology, Finance,  
Human Resources,  
Facility Rentals***

**FY 2026-27**

TOWN OF  
*Paradise*  
CALIFORNIA

INC. 1979

**TOWN OF PARADISE**  
Fiscal Year 2026/2027

**Department: 25 - Central Services**

Summary

	2025 Actual Amount	2026 Amended Budget	YTD 2026 Actual Amount	2027 Department Requested	2027 Town Council Approved
<b>Fund: 1010 General Fund</b>					
<i>Expenditures</i>					
010 - Salaries and Wages	\$314,334	\$489,217	\$384,700	\$524,487	\$524,487
015 - Other Employee Costs	\$2,536	\$0	\$2,856	\$2,058	\$2,058
020 - Supplies	\$9,632	\$11,475	\$8,992	\$11,950	\$11,950
030 - Postage Printing and Advertising	\$611	\$1,950	\$1,371	\$1,950	\$1,950
040 - Utilities	\$48,787	\$44,500	\$40,916	\$48,500	\$48,500
050 - Services	\$696,620	\$774,937	\$656,673	\$925,419	\$925,419
060 - Employee Development	\$0	\$0	\$0	\$0	\$0
070 - Other Costs	\$30,514	\$44,644	\$52,203	\$0	\$0
075 - Special Costs	\$98	\$0	\$0	\$0	\$0
080 - Capital Outlay	\$0	\$0	\$4,322	\$0	\$0
090 - Debt Service	\$4,293	\$5,000	\$1,085	\$6,000	\$6,000
<b>Expenditure Totals</b>	<b>\$1,107,426</b>	<b>\$1,371,723</b>	<b>\$1,153,119</b>	<b>\$1,520,364</b>	<b>\$1,520,364</b>

# TOWN OF PARADISE

# Budget Worksheet Report

G/L Account Number	Account Description	2025 Actual Amount	2026 Amended Budget	YTD 2026 Actual Amount	2027 Department Requested
--------------------	---------------------	--------------------	---------------------	------------------------	---------------------------

Fund: 1010 - General Fund

EXPENSES

Department: 20 - Administrative Services

Program: 4201 - Central Services

1010.20.4201.5101	Salaries - Permanent	\$ 236,421	\$ 349,664	\$ 245,043	\$ 370,670
1010.20.4201.5105	Salaries - Overtime/FLSA	\$ 2,536	\$ -	\$ 2,856	\$ 2,058
1010.20.4201.5106.100	Incentives & Admin Leave Administrative Leave	\$ 3,357	\$ 3,541	\$ 1,339	\$ 8,358
1010.20.4201.5106.200	Incentives & Admin Leave Gym Reimbursement	\$ -	\$ -	\$ 360	\$ 958
1010.20.4201.5111	Medicare	\$ 3,880	\$ 5,121	\$ 3,753	\$ 5,816
1010.20.4201.5112.101	GASB 68 - Pension Expense PERS	\$ 38,631	\$ 68,153	\$ 74,864	\$ 71,641
1010.20.4201.5113	Worker's Compensation	\$ 236	\$ 699	\$ 1,179	\$ 1,926
1010.20.4201.5114.101	Health Insurance Medical	\$ 24,776	\$ 49,768	\$ 48,668	\$ 51,442
1010.20.4201.5114.102	Health Insurance Dental	\$ 1,944	\$ 4,051	\$ 3,033	\$ 3,036
1010.20.4201.5114.103	Health Insurance Vision	\$ 161	\$ 323	\$ 391	\$ 382
1010.20.4201.5115	Unemployment Compensation	\$ 1,648	\$ 2,238	\$ 1,657	\$ 2,567
1010.20.4201.5116.101	Life and Disability Insurance Life & Disab.	\$ 877	\$ 1,284	\$ 942	\$ 1,281
1010.20.4201.5116.102	Life and Disability Insurance Long Term/Short Term Disability	\$ 2,404	\$ 4,375	\$ 2,140	\$ 6,410
1010.20.4201.5122	Accrual Bank Payoff	\$ -	\$ -	\$ 1,332	\$ -
1010.20.4201.5201.100	Office Supplies General	\$ 145	\$ 150	\$ -	\$ 150
1010.20.4201.5202.100	Operating Supplies General	\$ 2,993	\$ 4,325	\$ 2,266	\$ 4,800
1010.20.4201.5203.100	Repairs and Maint Supplies General	\$ 6,494	\$ 5,000	\$ 6,097	\$ 5,000
1010.20.4201.5209.101	Auto Fuel Expense Town Vehicles	\$ -	\$ 2,000	\$ 630	\$ 2,000
1010.20.4201.5210.100	Postage General	\$ -	\$ 50	\$ -	\$ 50
1010.20.4201.5211.135	Utilities Water and Sewer	\$ 1,406	\$ 1,500	\$ 1,356	\$ 1,500
1010.20.4201.5211.137	Utilities Electric and Gas	\$ 46,505	\$ 43,000	\$ 39,560	\$ 47,000
1010.20.4201.5212.100	Insurance General	\$ 567,444	\$ 636,911	\$ 571,284	\$ 695,749
1010.20.4201.5213.100	Services, Professional and Contract Services General	\$ 101,781	\$ 106,900	\$ 61,126	\$ 152,900
1010.20.4201.5214.100	Repair and Maint Service General	\$ 25,874	\$ 28,966	\$ 22,476	\$ 74,610
1010.20.4201.5215.100	Rents and Leases Miscellaneous	\$ 1,521	\$ 2,160	\$ 1,788	\$ 2,160
1010.20.4201.5216.100	Communications General Services	\$ 876	\$ -	\$ -	\$ -
1010.20.4201.5218.100	Advertising General	\$ -	\$ 100	\$ -	\$ 1

# TOWN OF PARADISE

# Budget Worksheet Report

G/L Account Number	Account Description	2025 Actual Amount	2026 Amended Budget	YTD 2026 Actual Amount	2027 Department Requested
<b>Fund: 1010 - General Fund</b>					
1010.20.4201.5219.100	Printing General	\$ 611	\$ 1,800	\$ 1,371	\$ 1,800
1010.20.4201.5225	Bank Fees and Charges	\$ 98	\$ -	\$ -	\$ -
1010.20.4201.5260	Miscellaneous	\$ 30,514	\$ 44,644	\$ 52,203	\$ -
1010.20.4201.5304	Furniture & Equipment	\$ -	\$ -	\$ 4,322	\$ -
1010.20.4201.5500	Bond Payments - Fiscal Agent	\$ 4,293	\$ 5,000	\$ 1,085	\$ 6,000
<b>Program Total: 4201 - Central Services</b>		<b>\$ 1,107,426</b>	<b>\$ 1,371,723</b>	<b>\$ 1,153,119</b>	<b>\$ 1,520,364</b>
<b>Department Total: 20 - Administrative Services</b>		<b>\$ 1,107,426</b>	<b>\$ 1,371,723</b>	<b>\$ 1,153,119</b>	<b>\$ 1,520,364</b>
<b>EXPENSES Total</b>		<b>\$ 1,107,426</b>	<b>\$ 1,371,723</b>	<b>\$ 1,153,119</b>	<b>\$ 1,520,364</b>

**TOWN OF PARADISE**  
Fiscal Year 2026/2027

**Department: 20 - Administrative Services / INFORMATION TECHNOLOGY**

Summary

	2025 Actual Amount	2026 Amended Budget	YTD 2026 Actual Amount	2027 Department Requested	2027 Town Council Approved
<b>Fund: 1010 General Fund</b>					
Expenditures					
010 - Salaries and Wages	\$96,529	\$162,061	\$373,906	\$152,616	\$152,616
015 - Other Employee Costs	\$150	\$0	\$0	\$0	\$0
020 - Supplies	\$4,630	\$3,250	\$2,496	\$13,050	\$13,050
030 - Postage Printing and Advertising	\$0	\$0	\$1	\$20	\$20
040 - Utilities	\$45,420	\$49,324	\$46,724	\$50,222	\$50,222
050 - Services	\$219,465	\$277,098	\$206,144	\$311,718	\$311,718
060 - Employee Development	\$1,197	\$10,000	\$8,423	\$10,000	\$10,000
070 - Other Costs	\$0	\$0	\$0	\$0	\$0
075 - Special Costs	\$3,643	\$1,450	\$125	\$1,450	\$1,450
080 - Capital Outlay	\$10,028	\$15,000	\$0	\$15,000	\$15,000
090 - Debt Service	\$0	\$0	\$0	\$0	\$0
095 - Other Financing Uses	\$0	\$0	\$0	\$0	\$0
<b>Expenditure Totals</b>	<b>\$381,063</b>	<b>\$518,183</b>	<b>\$637,818</b>	<b>\$554,076</b>	<b>\$554,076</b>

# TOWN OF PARADISE

# Budget Worksheet Report

G/L Account Number	Account Description	2025 Actual Amount	2026 Amended Budget	YTD 2026 Actual Amount	2027 Department Requested
<b>Fund: 1010 - General Fund</b>					
<b>EXPENSES</b>					
<b>Department: 20 - Administrative Services</b>					
<b>Program: 4202 - Information Technology</b>					
1010.20.4202.5101	Salaries - Permanent	\$ 243,513.9	\$ 267,925.0	\$ 238,028.7	\$ 255,684.0
1010.20.4202.5105	Salaries - Overtime/FLSA	\$ 150.2	\$ -	\$ -	\$ -
1010.20.4202.5106.100	Incentives & Admin Leave Administrative Leave	\$ 8,895.6	\$ 10,212.0	\$ -	\$ 11,679.0
1010.20.4202.5107	Car Allowance/Mileage	\$ 2,400.0	\$ 2,400.0	\$ 2,300.0	\$ 2,394.0
1010.20.4202.5111	Medicare	\$ 3,545.5	\$ 4,068.0	\$ 3,427.7	\$ 3,877.0
1010.20.4202.5112.101	GASB 68 - Pension Expense PERS	\$ 32,651.0	\$ 55,645.0	\$ 85,900.8	\$ 54,859.0
1010.20.4202.5113	Worker's Compensation	\$ 153.3	\$ 536.0	\$ 1,100.6	\$ 1,284.0
1010.20.4202.5114.101	Health Insurance Medical	\$ 22,884.0	\$ 37,282.0	\$ 35,574.5	\$ 37,757.0
1010.20.4202.5114.102	Health Insurance Dental	\$ 2,675.9	\$ 3,035.0	\$ 3,227.6	\$ 3,473.0
1010.20.4202.5114.103	Health Insurance Vision	\$ 241.4	\$ 242.0	\$ 231.4	\$ 253.0
1010.20.4202.5115	Unemployment Compensation	\$ 510.4	\$ 1,715.0	\$ 1,512.9	\$ 1,712.0
1010.20.4202.5116.101	Life and Disability Insurance Life & Disab.	\$ 642.0	\$ 770.0	\$ 615.3	\$ 641.0
1010.20.4202.5116.102	Life and Disability Insurance Long Term/Short Term Disability	\$ 2,416.1	\$ 2,231.0	\$ 1,987.0	\$ 3,003.0
1010.20.4202.5199.199	Other Fund Support IT-Serv from Tech Fee	\$ (224,000.0)	\$ (224,000.0)	\$ -	\$ (224,000.0)
1010.20.4202.5202.100	Operating Supplies General	\$ 2,894.3	\$ 3,250.0	\$ -	\$ 10,750.0
1010.20.4202.5203.100	Repairs and Maint Supplies General	\$ 512.4	\$ -	\$ 252.5	\$ 300.0
1010.20.4202.5209.101	Auto Fuel Expense Town Vehicles	\$ 1,223.7	\$ -	\$ 2,243.0	\$ 2,000.0
1010.20.4202.5210.100	Postage General	\$ -	\$ -	\$ 0.7	\$ 20.0
1010.20.4202.5213.100	Services, Professional and Contract Services General	\$ 158,897.4	\$ 110,550.0	\$ 92,338.1	\$ 110,550.0
1010.20.4202.5214.100	Repair and Maint Service General	\$ 58,313.2	\$ 164,364.0	\$ 111,803.9	\$ 198,984.0
1010.20.4202.5215.106	Rents and Leases Copiers	\$ 2,254.8	\$ 2,184.0	\$ 2,002.0	\$ 2,184.0
1010.20.4202.5216.100	Communications General Services	\$ 45,420.2	\$ 49,324.0	\$ 46,723.7	\$ 50,222.0
1010.20.4202.5220.100	Employee Development General	\$ 1,197.2	\$ 10,000.0	\$ 8,422.5	\$ 10,000.0
1010.20.4202.5225	Bank Fees and Charges	\$ 3,642.6	\$ 1,450.0	\$ 125.0	\$ 1,450.0
1010.20.4202.5304	Furniture & Equipment	\$ 10,027.8	\$ 15,000.0	\$ -	\$ 15,000.0
<b>Program Total: 4202 - Information Technology</b>		<b>\$ 381,062.8</b>	<b>\$ 518,183.0</b>	<b>\$ 637,817.9</b>	<b>\$ 554,076.0</b>
<b>Department Total: 20 - Administrative Services</b>		<b>\$ 381,062.8</b>	<b>\$ 518,183.0</b>	<b>\$ 637,817.9</b>	<b>\$ 554,076.0</b>
<b>EXPENSES Total</b>		<b>\$ 381,062.8</b>	<b>\$ 518,183.0</b>	<b>\$ 637,817.9</b>	<b>\$ 554,076.0</b>

**TOWN OF PARADISE**  
Fiscal Year 2026/2027

**Department: 25 - Finance**

Summary

	2025 Actual Amount	2026 Amended Budget	YTD 2026 Actual Amount	2027 Department Requested	2027 Town Council Approved
<b>Fund: 1010 General Fund</b>					
<i>Expenditures</i>					
010 - Salaries and Wages	\$206,949	\$242,336	\$235,419	\$254,158	\$254,158
015 - Other Employee Costs	\$52,168	\$55,697	\$62,289	\$66,209	\$66,209
020 - Supplies	\$13,218	\$7,000	\$7,956	\$12,000	\$12,000
030 - Postage Printing and Advertising	\$9,303	\$4,150	\$2,847	\$6,050	\$6,050
040 - Utilities	\$0	\$0	\$41	\$0	\$0
050 - Services	\$67,892	\$293,015	\$116,087	\$292,410	\$292,410
060 - Employee Development	\$2,669	\$8,925	\$16,877	\$27,225	\$27,225
070 - Other Costs	\$83	\$100	\$68	\$100	\$100
075 - Special Costs	\$136	\$0	\$0	\$0	\$0
080 - Capital Outlay	\$0	\$3,000	\$0	\$5,000	\$5,000
090 - Debt Service	\$0	\$0	\$0	\$0	\$0
<b>Expenditure Totals</b>	<b>\$352,417</b>	<b>\$614,223</b>	<b>\$441,583</b>	<b>\$663,152</b>	<b>\$663,152</b>

# TOWN OF PARADISE

# Budget Worksheet Report

G/L Account Number	Account Description	2025 Actual Amount	2026 Amended Budget	YTD 2026 Actual Amount	2027 Department Requested
<b>Fund: 1010 - General Fund</b>					
<b>EXPENSES</b>					
<b>Department: 25 - Finance</b>					
<b>Program: 4400 - Finance</b>					
1010.25.4400.5101	Salaries - Permanent	\$164,537	\$178,605	\$161,555	\$183,228
1010.25.4400.5102	Salaries - Temporary	-\$5,933	\$0	\$0	\$0
1010.25.4400.5105	Salaries - Overtime/FLSA	\$0	\$0	\$10	\$1,020
1010.25.4400.5106.100	Incentives & Admin Leave Administrative Leave	\$8,152	\$8,476	\$0	\$10,178
1010.25.4400.5106.200	Incentives & Admin Leave Gym Reimbursement	\$144	\$0	\$0	\$192
1010.25.4400.5107	Car Allowance/Mileage	\$1,992	\$1,992	\$1,909	\$1,987
1010.25.4400.5111	Medicare	\$2,472	\$2,742	\$2,546	\$2,998
1010.25.4400.5112.101	GASB 68 - Pension Expense PERS	\$23,636	\$34,072	\$49,368	\$35,452
1010.25.4400.5113	Worker's Compensation	\$78	\$357	\$731	\$993
1010.25.4400.5114.101	Health Insurance Medical	\$6,575	\$12,258	\$13,150	\$12,286
1010.25.4400.5114.102	Health Insurance Dental	\$2,288	\$998	\$2,463	\$2,947
1010.25.4400.5114.103	Health Insurance Vision	\$184	\$80	\$165	\$199
1010.25.4400.5115	Unemployment Compensation	\$8	\$1,143	\$1,124	\$1,323
1010.25.4400.5116.101	Life and Disability Insurance Life & Disab.	\$409	\$422	\$405	\$422
1010.25.4400.5116.102	Life and Disability Insurance Long Term/Short Term Disability	\$1,589	\$1,191	\$1,353	\$1,953
1010.25.4400.5119.100	Retiree Costs Medical Insurance	\$52,168	\$55,697	\$62,279	\$65,189
1010.25.4400.5122	Accrual Bank Payoff	\$817	\$0	\$650	\$0
1010.25.4400.5201.100	Office Supplies General	\$4,365	\$2,500	\$6,625	\$5,000
1010.25.4400.5202.100	Operating Supplies General	\$8,853	\$4,500	\$1,331	\$7,000
1010.25.4400.5210.100	Postage General	\$7,464	\$550	\$1,368	\$2,000
1010.25.4400.5213.100	Services, Professional and Contract Services General	\$64,837	\$289,960	\$113,739	\$292,410
1010.25.4400.5214.100	Repair and Maint Service General	\$3,055	\$3,055	\$2,348	\$0
1010.25.4400.5216.100	Communications General Services	\$0	\$0	\$41	\$0
1010.25.4400.5218.100	Advertising General	\$370	\$300	\$1,479	\$750
1010.25.4400.5219.100	Printing General	\$1,470	\$3,300	\$0	\$3,300
1010.25.4400.5220.100	Employee Development General	\$2,669	\$8,325	\$16,877	\$26,625
1010.25.4400.5220.110	Employee Development Education Reimb MOU Program	\$0	\$600	\$0	\$600
1010.25.4400.5223.105	Meals and Refreshments Emergencies and Meetings	\$83	\$100	\$68	\$100
1010.25.4400.5225	Bank Fees and Charges	\$136	\$0	\$0	\$0
1010.25.4400.5304	Furniture & Equipment	\$0	\$3,000	\$0	\$5,000
<b>Program Total: 4400 - Finance</b>		<b>\$352,417</b>	<b>\$614,223</b>	<b>\$441,583</b>	<b>\$663,152</b>
<b>Department Total: 25 - Finance</b>		<b>\$352,417</b>	<b>\$614,223</b>	<b>\$441,583</b>	<b>\$663,152</b>
<b>EXPENSES Total</b>		<b>\$352,417</b>	<b>\$614,223</b>	<b>\$441,583</b>	<b>\$663,152</b>

**TOWN OF PARADISE**  
Fiscal Year 2026/2027

**Department: 20 - Administrative Services / HR AND RISK MANAGEMENT**

Summary

	2025 Actual Amount	2026 Amended Budget	YTD 2026 Actual Amount	2027 Department Requested	2027 Town Council Approved
<b>Fund: 1010 General Fund</b>					
Expenditures					
010 - Salaries and Wages	\$258,996	\$285,804	\$312,025	\$313,478	\$313,478
015 - Other Employee Costs	\$0	\$0	\$0	\$0	\$0
020 - Supplies	\$1,679	\$1,500	\$2,981	\$1,550	\$1,550
030 - Postage Printing and Advertising	\$61	\$100	\$51	\$100	\$100
040 - Utilities	\$0	\$0	\$0	\$0	\$0
050 - Services	\$2,701	\$10,954	\$2,695	\$11,041	\$11,041
060 - Employee Development	\$9,551	\$8,000	\$5,326	\$11,000	\$11,000
070 - Other Costs	\$0	\$0	\$0	\$0	\$0
075 - Special Costs	\$0	\$0	\$0	\$0	\$0
080 - Capital Outlay	\$0	\$0	\$0	\$0	\$0
090 - Debt Service	\$0	\$0	\$0	\$0	\$0
<b>Expenditure Totals</b>	<b>\$272,988</b>	<b>\$306,358</b>	<b>\$323,077</b>	<b>\$337,169</b>	<b>\$337,169</b>

# TOWN OF PARADISE

# Budget Worksheet Report

G/L Account Number	Account Description	2025 Actual Amount	2026 Amended Budget	YTD 2026 Actual Amount	2027 Department Requested
<b>Fund: 1010 - General Fund</b>					
<b>EXPENSES</b>					
<b>Department: 20 - Administrative Services</b>					
<b>Program: 4203 - HR and Risk Management</b>					
1010.20.4203.5101	Salaries - Permanent	\$ 197,475	\$ 187,613	\$ 185,094	\$ 208,825
1010.20.4203.5102	Salaries - Temporary	\$ (6,683)	\$ -	\$ -	\$ -
1010.20.4203.5106.100	Incentives & Admin Leave Administrative Leave	\$ -	\$ 9,715	\$ -	\$ 11,109
1010.20.4203.5107	Car Allowance/Mileage	\$ 2,400	\$ 2,400	\$ 2,300	\$ 2,394
1010.20.4203.5111	Medicare	\$ 2,295	\$ 3,037	\$ 2,684	\$ 3,262
1010.20.4203.5112.101	GASB 68 - Pension Expense PERS	\$ 39,082	\$ 44,921	\$ 84,576	\$ 47,418
1010.20.4203.5113	Worker's Compensation	\$ 98	\$ 395	\$ 820	\$ 1,080
1010.20.4203.5114.101	Health Insurance Medical	\$ 19,706	\$ 31,787	\$ 30,634	\$ 32,263
1010.20.4203.5114.102	Health Insurance Dental	\$ 2,085	\$ 2,587	\$ 2,517	\$ 2,714
1010.20.4203.5114.103	Health Insurance Vision	\$ 180	\$ 206	\$ 173	\$ 189
1010.20.4203.5115	Unemployment Compensation	\$ (63)	\$ 1,263	\$ 1,185	\$ 1,440
1010.20.4203.5116.101	Life and Disability Insurance Life & Disab.	\$ 513	\$ 514	\$ 492	\$ 513
1010.20.4203.5116.102	Life and Disability Insurance Long Term/Short Term Disability	\$ 1,909	\$ 1,366	\$ 1,549	\$ 2,271
1010.20.4203.5201.100	Office Supplies General	\$ 814	\$ 700	\$ 397	\$ 700
1010.20.4203.5202.100	Operating Supplies General	\$ 865	\$ 800	\$ 2,584	\$ 850
1010.20.4203.5210.100	Postage General	\$ 61	\$ 100	\$ 51	\$ 100
1010.20.4203.5213.100	Services, Professional and Contract Services General	\$ 2,701	\$ 10,454	\$ 2,695	\$ 10,541
1010.20.4203.5214.100	Repair and Maint Service General	\$ -	\$ 500	\$ -	\$ 500
1010.20.4203.5220.100	Employee Development General	\$ 9,551	\$ 5,000	\$ 5,326	\$ 8,000
1010.20.4203.5220.110	Employee Development Education Reimb MOU Program	\$ -	\$ 3,000	\$ -	\$ 3,000
<b>Program Total: 4203 - HR and Risk Management</b>		<b>\$ 272,988</b>	<b>\$ 306,358</b>	<b>\$ 323,077</b>	<b>\$ 337,169</b>
<b>Department Total: 20 - Administrative Services</b>		<b>\$ 272,988</b>	<b>\$ 306,358</b>	<b>\$ 323,077</b>	<b>\$ 337,169</b>
<b>EXPENSES Total</b>		<b>\$ 272,988</b>	<b>\$ 306,358</b>	<b>\$ 323,077</b>	<b>\$ 337,169</b>

**Police Department**

*Administration, Operations, Public Safety  
Communications*

**FY 2026-27**

TOWN OF  
*Paradise*  
CALIFORNIA

INC. 1979

**TOWN OF PARADISE**  
Fiscal Year 2026/2027

**Department: 30 - Police / ADMINISTRATION**

Summary

	2025 Actual Amount	2026 Amended Budget	YTD 2026 Actual Amount	2027 Department Requested	2027 Town Council Approved
<b>Fund: 1010 General Fund</b>					
<i>Expenditures</i>					
010 - Salaries and Wages	\$1,090,363	\$1,235,249	\$745,337	\$1,387,442	\$1,387,442
015 - Other Employee Costs	\$119,036	\$191,678	\$132,942	\$211,731	\$211,731
020 - Supplies	\$12,663	\$23,250	\$16,032	\$22,250	\$22,250
030 - Postage Printing and Advertising	\$4,992	\$5,000	\$646	\$2,200	\$2,200
040 - Utilities	\$67,032	\$64,890	\$59,469	\$68,770	\$68,770
050 - Services	\$146,413	\$120,753	\$122,711	\$163,183	\$163,183
060 - Employee Development	\$4,995	\$11,300	\$4,977	\$14,300	\$14,300
070 - Other Costs	\$1,606	\$2,000	\$1,317	\$2,000	\$2,000
075 - Special Costs	\$1,527	\$1,400	\$0	\$1,400	\$1,400
080 - Capital Outlay	\$46,465	\$0	\$0	\$0	\$0
090 - Debt Service	\$0	\$0	\$0	\$0	\$0
<b>Expenditure Totals</b>	<b>\$1,495,090</b>	<b>\$1,655,520</b>	<b>\$1,083,431</b>	<b>\$1,873,276</b>	<b>\$1,873,276</b>

# TOWN OF PARADISE

# Budget Worksheet Report

G/L Account Number	Account Description	2025 Actual Amount	2026 Amended Budget	YTD 2026 Actual Amount	2027 Department Requested
<b>Fund: 1010 - General Fund</b>					
<b>EXPENSES</b>					
<b>Department: 30 - Police</b>					
<b>Program: 4510 - Police Administration</b>					
1010.30.4510.5101	Salaries - Permanent	\$474,509	\$561,284	\$398,989	\$587,033
1010.30.4510.5103.102	Differential Pay Out of Class	\$500	\$800	\$2,256	\$1,000
1010.30.4510.5103.105	Differential Pay Swing/Graveyard Shift	\$0	\$0	\$0	\$5,000
1010.30.4510.5104	Wages - PS Holiday Pay	\$23,481	\$27,188	\$18,648	\$25,868
1010.30.4510.5105	Salaries - Overtime/FLSA	\$3,584	\$4,000	\$0	\$10,000
1010.30.4510.5106.100	Incentives & Admin Leave Administrative Leave	\$24,752	\$29,210	\$19,706	\$31,616
1010.30.4510.5106.101	Incentives & Admin Leave School Incentive	\$24,533	\$36,453	\$4,609	\$5,026
1010.30.4510.5109.100	Allowances Uniform Allowance	\$2,480	\$3,600	\$2,328	\$3,590
1010.30.4510.5111	Medicare	\$7,920	\$9,549	\$6,690	\$9,920
1010.30.4510.5112.101	GASB 68 - Pension Expense PERS	\$467,439	\$489,820	\$198,559	\$582,174
1010.30.4510.5113	Worker's Compensation	\$5,858	\$16,812	\$25,741	\$38,374
1010.30.4510.5114.101	Health Insurance Medical	\$43,300	\$48,359	\$51,094	\$74,515
1010.30.4510.5114.102	Health Insurance Dental	\$5,535	\$3,936	\$6,607	\$10,854
1010.30.4510.5114.103	Health Insurance Vision	\$481	\$314	\$353	\$567
1010.30.4510.5115	Unemployment Compensation	\$49	\$3,592	\$2,953	\$4,379
1010.30.4510.5116.101	Life and Disability Insurance Life & Disab.	\$1,070	\$899	\$872	\$1,153
1010.30.4510.5116.102	Life and Disability Insurance Long Term/Short Term Disability	\$4,668	\$3,433	\$3,143	\$6,373
1010.30.4510.5119.100	Retiree Costs Medical Insurance	\$115,452	\$187,678	\$132,942	\$201,731
1010.30.4510.5122	Accrual Bank Payoff	\$3,788	\$0	\$2,792	\$0
1010.30.4510.5201.100	Office Supplies General	\$1,475	\$2,000	\$2,094	\$2,000
1010.30.4510.5202.100	Operating Supplies General	\$9,442	\$19,150	\$13,259	\$17,750
1010.30.4510.5203.100	Repairs and Maint Supplies General	\$1,746	\$2,100	\$678	\$2,500
1010.30.4510.5210.100	Postage General	\$911	\$1,500	\$456	\$1,500
1010.30.4510.5211.135	Utilities Water and Sewer	\$1,578	\$2,520	\$1,157	\$2,520
1010.30.4510.5211.137	Utilities Electric and Gas	\$42,198	\$38,000	\$38,799	\$40,000
1010.30.4510.5211.139	Utilities Propane	\$0	\$1,750	\$0	\$1,750
1010.30.4510.5213.100	Services, Professional and Contract Services General	\$62,776	\$34,865	\$47,432	\$74,305

1010.30.4510.5213.109	Services, Professional and Contract Services Recruitment Services	\$2,945	\$3,400	\$0	\$0
1010.30.4510.5214.100	Repair and Maint Service General	\$78,839	\$79,179	\$73,618	\$86,969
1010.30.4510.5215.100	Rents and Leases Miscellaneous	\$516	\$1,909	\$437	\$565
1010.30.4510.5215.106	Rents and Leases Copiers	\$1,337	\$1,400	\$1,223	\$1,344
1010.30.4510.5216.100	Communications General Services	\$23,255	\$22,620	\$19,512	\$24,500
1010.30.4510.5218.100	Advertising General	\$3,839	\$3,000	\$0	\$200
1010.30.4510.5219.100	Printing General	\$242	\$500	\$190	\$500
1010.30.4510.5220.100	Employee Development General	\$4,995	\$11,300	\$3,977	\$14,300
1010.30.4510.5220.110	Employee Development Education Reimb MOI Program	\$0	\$0	\$1,000	\$0
1010.30.4510.5223.105	Meals and Refreshments Emergencies and Meetings	\$1,606	\$2,000	\$1,317	\$2,000
1010.30.4510.5225	Bank Fees and Charges	\$1,527	\$1,400	\$0	\$1,400
1010.30.4510.5304	Furniture & Equipment	\$46,465	\$0	\$0	\$0
<b>Program Total: 4510 - Police Administration</b>		<b>\$1,495,090</b>	<b>\$1,655,520</b>	<b>\$1,083,431</b>	<b>\$1,873,276</b>
<b>Department Total: 30 - Police</b>		<b>\$1,495,090</b>	<b>\$1,655,520</b>	<b>\$1,083,431</b>	<b>\$1,873,276</b>
<b>EXPENSES Total</b>		<b>\$1,495,090</b>	<b>\$1,655,520</b>	<b>\$1,083,431</b>	<b>\$1,873,276</b>

**TOWN OF PARADISE**  
Fiscal Year 2026/2027

**Department: 30 - Police / OPERATIONS**

Summary

	2025 Actual Amount	2026 Amended Budget	YTD 2026 Actual Amount	2027 Department Requested	2027 Town Council Approved
<b>Fund: 1010 General Fund</b>					
<i>Expenditures</i>					
010 - Salaries and Wages	\$3,731,130	\$4,203,703	\$3,671,728	\$4,805,467	\$4,805,467
015 - Other Employee Costs	\$570,958	\$620,811	\$559,540	\$617,061	\$617,061
020 - Supplies	\$131,737	\$139,849	\$138,341	\$150,916	\$150,916
030 - Postage Printing and Advertising	\$320	\$200	\$130	\$1,245	\$1,245
040 - Utilities	\$41,255	\$37,770	\$37,699	\$37,700	\$37,700
050 - Services	\$16,673	\$29,000	\$8,342	\$34,190	\$34,190
060 - Employee Development	\$5,442	\$3,000	\$146	\$3,000	\$3,000
070 - Other Costs	\$161	\$100	\$154	\$400	\$400
075 - Special Costs	\$0	\$0	\$0	\$0	\$0
080 - Capital Outlay	\$0	\$78,000	\$18,442	\$66,000	\$66,000
090 - Debt Service	\$10,861	\$2,400	\$0	\$2,400	\$2,400
<b>Expenditure Totals</b>	<b>\$4,508,537</b>	<b>\$5,114,833</b>	<b>\$4,434,523</b>	<b>\$5,718,379</b>	<b>\$5,718,379</b>

# TOWN OF PARADISE

# Budget Worksheet Report

G/L Account Number	Account Description	2025 Actual Amount	2026 Amended Budget	YTD 2026 Actual Amount	2027 Department Requested
<b>Fund: 1010 - General Fund</b>					
<b>EXPENSES</b>					
<b>Department: 30 - Police</b>					
<b>Program: 4520 - Police Operations</b>					
1010.30.4520.5101	Salaries - Permanent	\$1,464,558	\$1,776,167	\$1,565,806	\$2,038,505
1010.30.4520.5102	Salaries - Temporary	\$0	\$0	\$0	\$25,000
1010.30.4520.5103.102	Differential Pay Out of Class	\$9,251	\$0	\$3,581	\$5,914
1010.30.4520.5103.105	Differential Pay Swing/Graveyard Shift	\$46,298	\$50,000	\$42,098	\$41,615
1010.30.4520.5103.107	Differential Pay Officer in Charge	\$0	\$10,000	\$0	\$0
1010.30.4520.5103.108	Differential Pay Canine Maintenance	\$19,192	\$20,987	\$18,713	\$14,906
1010.30.4520.5103.109	Differential Pay Bilingual	\$800	\$2,400	\$1,600	\$2,394
1010.30.4520.5104	Wages - PS Holiday Pay	\$87,025	\$95,883	\$94,290	\$102,426
1010.30.4520.5105	Salaries - Overtime/FLSA	\$393,384	\$418,000	\$397,969	\$431,142
1010.30.4520.5106.100	Incentives & Admin Leave Administrative Leave	\$15,500	\$0	\$0	\$0
1010.30.4520.5106.101	Incentives & Admin Leave School Incentive	\$64,361	\$116,966	\$28,473	\$23,769
1010.30.4520.5106.103	Incentives & Admin Leave Team Pay	\$12,431	\$0	\$19,839	\$0
1010.30.4520.5106.200	Incentives & Admin Leave Gym Reimbursement	\$240	\$360	\$769	\$958
1010.30.4520.5106.205	Incentives & Admin Leave PS Recruitment Incentive	\$15,000	\$15,000	\$0	\$14,959
1010.30.4520.5109.100	Allowances Uniform Allowance	\$15,384	\$22,200	\$20,231	\$23,283
1010.30.4520.5111	Medicare	\$29,263	\$36,403	\$29,794	\$38,813
1010.30.4520.5112.101	GASB 68 - Pension Expense PERS	\$1,669,074	\$1,724,481	\$1,414,921	\$2,044,986
1010.30.4520.5113	Worker's Compensation	\$20,989	\$68,860	\$127,258	\$162,415
1010.30.4520.5114.101	Health Insurance Medical	\$184,914	\$312,969	\$306,072	\$330,426
1010.30.4520.5114.102	Health Insurance Dental	\$22,966	\$25,471	\$29,958	\$30,897
1010.30.4520.5114.103	Health Insurance Vision	\$1,892	\$2,028	\$1,966	\$2,061
1010.30.4520.5115	Unemployment Compensation	\$11,040	\$11,080	\$13,827	\$17,132
1010.30.4520.5116.101	Life and Disability Insurance Life & Disab.	\$4,234	\$4,494	\$4,360	\$5,058
1010.30.4520.5116.102	Life and Disability Insurance Long Term/Short Term Disabilitv	\$14,403	\$16,909	\$12,662	\$27,860
1010.30.4520.5119.100	Retiree Costs Medical Insurance	\$177,574	\$202,811	\$161,571	\$185,919
1010.30.4520.5122	Accrual Bank Payoff	\$22,316	\$0	\$3,262	\$0
1010.30.4520.5199.130	Other Payroll Expenses Interfund Payroll Transfers	\$0	-\$108,955	-\$67,750	\$0
1010.30.4520.5202.100	Operating Supplies General	\$50,919	\$61,449	\$57,978	\$70,401

1010.30.4520.5203.100	Repairs and Maint Supplies General	\$33	\$0	\$0	\$0
1010.30.4520.5204	Subscriptions and Code Books	\$461	\$3,400	\$513	\$515
1010.30.4520.5209.101	Auto Fuel Expense Town Vehicles	\$80,324	\$75,000	\$79,849	\$80,000
1010.30.4520.5213.100	Services, Professional and Contract Services General	\$11,827	\$22,400	\$6,472	\$15,000
1010.30.4520.5214.100	Repair and Maint Service General	\$4,846	\$6,600	\$1,870	\$19,190
1010.30.4520.5216.100	Communications General Services	\$41,255	\$37,770	\$37,699	\$37,700
1010.30.4520.5218.100	Advertising General	\$320	\$200	\$130	\$200
1010.30.4520.5219.100	Printing General	\$0	\$0	\$0	\$1,045
1010.30.4520.5220.100	Employee Development General	\$4,842	\$0	\$146	\$0
1010.30.4520.5220.110	Employee Development Education Reimb MOU Program	\$600	\$3,000	\$0	\$3,000
1010.30.4520.5223.105	Meals and Refreshments Emergencies and Meetings	\$161	\$100	\$154	\$400
1010.30.4520.5304	Furniture & Equipment	\$0	\$78,000	\$18,442	\$66,000
1010.30.4520.5501	Debt Service Payment - Principal	\$10,861	\$2,400	\$0	\$2,400
<b>Program Total: 4520 - Police Operations</b>		<b>\$4,508,537</b>	<b>\$5,114,833</b>	<b>\$4,434,523</b>	<b>\$5,718,379</b>
<b>Department Total: 30 - Police</b>		<b>\$4,508,537</b>	<b>\$5,114,833</b>	<b>\$4,434,523</b>	<b>\$5,718,379</b>
<b>EXPENSES Total</b>		<b>\$4,508,537</b>	<b>\$5,114,833</b>	<b>\$4,434,523</b>	<b>\$5,718,379</b>

**TOWN OF PARADISE**  
Fiscal Year 2026/2027

**Department: 30 - Police / COMMUNICATIONS**

Summary

	2025 Actual Amount	2026 Amended Budget	YTD 2026 Actual Amount	2027 Department Requested	2027 Town Council Approved
<b>Fund: 1010 General Fund</b>					
<i>Expenditures</i>					
010 - Salaries and Wages	\$793,929	\$890,458	\$953,934	\$888,106	\$888,106
015 - Other Employee Costs	\$177,434	\$185,516	\$157,649	\$218,281	\$218,281
020 - Supplies	\$4,385	\$3,190	\$3,357	\$4,100	\$4,100
030 - Postage Printing and Advertising	\$0	\$0	\$372	\$0	\$0
040 - Utilities	\$36,702	\$33,740	\$88,580	\$94,060	\$94,060
050 - Services	\$33,907	\$31,757	\$33,187	\$34,150	\$34,150
060 - Employee Development	\$9,158	\$15,540	\$9,448	\$16,550	\$16,550
070 - Other Costs	\$0	\$0	\$0	\$0	\$0
080 - Capital Outlay	\$0	\$0	\$0	\$0	\$0
090 - Debt Service	\$0	\$0	\$0	\$0	\$0
095 - Other Financing Uses	\$0	\$0	\$0	\$0	\$0
<b>Expenditure Totals</b>	<b>\$1,055,515</b>	<b>\$1,160,201</b>	<b>\$1,246,527</b>	<b>\$1,255,247</b>	<b>\$1,255,247</b>

# TOWN OF PARADISE

# Budget Worksheet Report

G/L Account Number	Account Description	2025 Actual Amount	2026 Amended Budget	YTD 2026 Actual Amount	2027 Department Requested
<b>Fund: 1010 - General Fund</b>					
<b>EXPENSES</b>					
<b>Department: 30 - Police</b>					
<b>Program: 4530 - Public Safety Communications</b>					
1010.30.4530.5101	Salaries - Permanent	\$486,372	\$540,798	\$482,160	\$563,878
1010.30.4530.5103.102	Differential Pay Out of Class	\$2,591	\$0	\$2,300	\$1,261
1010.30.4530.5103.105	Differential Pay Swing/Graveyard Shift	\$16,391	\$10,000	\$15,123	\$15,500
1010.30.4530.5103.109	Differential Pay Bilingual	\$800	\$0	\$800	\$0
1010.30.4530.5104	Wages - PS Holiday Pay	\$27,241	\$20,691	\$31,551	\$29,106
1010.30.4530.5105	Salaries - Overtime/FLSA	\$103,458	\$103,000	\$87,612	\$118,500
1010.30.4530.5106.100	Incentives & Admin Leave Administrative Leave	\$7,500	\$0	\$0	\$0
1010.30.4530.5106.101	Incentives & Admin Leave School Incentive	\$17,992	\$38,622	\$13,450	\$11,704
1010.30.4530.5106.200	Incentives & Admin Leave Gym Reimbursement	\$480	\$600	\$480	\$479
1010.30.4530.5106.205	Incentives & Admin Leave PS Recruitment Incentive	\$7,500	\$2,500	\$17,500	\$14,959
1010.30.4530.5109.100	Allowances Uniform Allowance	\$5,208	\$6,800	\$6,851	\$6,782
1010.30.4530.5111	Medicare	\$8,788	\$10,447	\$9,480	\$11,356
1010.30.4530.5112.101	GASB 68 - Pension Expense PERS	\$95,997	\$117,580	\$190,515	\$112,098
1010.30.4530.5113	Worker's Compensation	\$5,437	\$6,656	\$13,336	\$17,150
1010.30.4530.5114.101	Health Insurance Medical	\$93,540	\$175,718	\$148,507	\$142,737
1010.30.4530.5114.102	Health Insurance Dental	\$10,048	\$14,301	\$10,855	\$10,455
1010.30.4530.5114.103	Health Insurance Vision	\$856	\$1,139	\$780	\$767
1010.30.4530.5115	Unemployment Compensation	\$403	\$3,461	\$4,184	\$5,013
1010.30.4530.5116.101	Life and Disability Insurance Life & Disab.	\$1,969	\$2,054	\$2,109	\$2,049
1010.30.4530.5116.102	Life and Disability Insurance Long Term/Short Term Disability	\$4,764	\$6,525	\$3,952	\$10,246
1010.30.4530.5119.100	Retiree Costs Medical Insurance	\$73,976	\$82,516	\$70,037	\$99,781
1010.30.4530.5122	Accrual Bank Payoff	\$53	\$0	\$0	\$0
1010.30.4530.5199.130	Other Payroll Expenses Interfund Payroll Transfers	\$0	-\$67,434	\$0	-\$67,434
1010.30.4530.5202.100	Operating Supplies General	\$4,214	\$3,000	\$3,187	\$3,900
1010.30.4530.5204	Subscriptions and Code Books	\$171	\$190	\$171	\$200
1010.30.4530.5213.100	Services, Professional and Contract Services General	\$7,650	\$4,000	\$2,497	\$2,650
1010.30.4530.5214.100	Repair and Maint Service General	\$26,257	\$27,757	\$30,690	\$31,500
1010.30.4530.5216.100	Communications General Services	\$36,702	\$33,740	\$88,580	\$94,060
1010.30.4530.5218.100	Advertising General	\$0	\$0	\$372	\$0
1010.30.4530.5220.100	Employee Development General	\$9,158	\$15,540	\$9,448	\$16,550
<b>Program Total: 4530 - Public Safety Communications</b>		<b>\$1,055,515</b>	<b>\$1,160,201</b>	<b>\$1,246,527</b>	<b>\$1,255,247</b>
<b>Department Total: 30 - Police</b>		<b>\$1,055,515</b>	<b>\$1,160,201</b>	<b>\$1,246,527</b>	<b>\$1,255,247</b>
<b>EXPENSES Total</b>		<b>\$1,055,515</b>	<b>\$1,160,201</b>	<b>\$1,246,527</b>	<b>\$1,255,247</b>



**Fire Department**

***Administration, Suppression & Volunteers***

**FY 2026-27**

**TOWN OF PARADISE**  
Fiscal Year 2026/2027

**Department: 35 - Fire / ADMINISTRATION**

Summary

	2025 Actual Amount	2026 Amended Budget	YTD 2026 Actual Amount	2027 Department Requested	2027 Town Council Approved
<b>Fund: 1010 General Fund</b>					
<i>Expenditures</i>					
010 - Salaries and Wages	\$215,178	\$244,441	\$240,510	\$370,986	\$370,986
015 - Other Employee Costs	\$53,571	\$52,116	\$43,885	\$69,684	\$69,684
020 - Supplies	\$30,236	\$13,900	\$6,967	\$12,350	\$12,350
030 - Postage Printing and Advertising	\$15,695	\$15,300	\$224	\$18,300	\$18,300
040 - Utilities	\$70,061	\$55,248	\$58,067	\$46,000	\$46,000
050 - Services	\$97,612	\$11,835	\$7,138	\$13,315	\$13,315
060 - Employee Development	\$100	\$0	\$0	\$0	\$0
070 - Other Costs	\$0	\$0	\$0	\$0	\$0
075 - Special Costs	\$1,364	\$0	\$0	\$0	\$0
080 - Capital Outlay	\$0	\$20,000	\$0	\$22,000	\$22,000
090 - Debt Service	\$0	\$0	\$0	\$0	\$0
095 - Other Financing Uses	\$0	\$0	\$0	\$0	\$0
<b>Expenditure Totals</b>	<b>\$483,816</b>	<b>\$412,840</b>	<b>\$356,789</b>	<b>\$552,635</b>	<b>\$552,635</b>

# TOWN OF PARADISE

# Budget Worksheet Report

G/L Account Number	Account Description	2025 Actual Amount	2026 Amended Budget	YTD 2026 Actual Amount	2027 Department Requested
<b>Fund: 1010 - General Fund</b>					
<b>EXPENSES</b>					
<b>Department: 35 - Fire</b>					
<b>Program: 4610 - Fire - Administrative</b>					
1010.35.4610.5101	Salaries - Permanent	\$169,507	\$171,961	\$155,351	\$268,991
1010.35.4610.5105	Salaries - Overtime/FLSA	\$0	\$0	\$0	\$28
1010.35.4610.5106.200	Incentives & Admin Leave Gym Reimbursement	\$33	\$0	\$0	\$0
1010.35.4610.5109.100	Allowances Uniform Allowance	\$1,145	\$1,590	\$1,068	\$1,917
1010.35.4610.5109.101	Allowances Boot Allowance	\$895	\$0	\$980	\$1,687
1010.35.4610.5111	Medicare	\$2,577	\$2,516	\$2,510	\$4,332
1010.35.4610.5112.101	GASB 68 - Pension Expense PERS	\$16,351	\$32,795	\$47,436	\$38,563
1010.35.4610.5113	Worker's Compensation	\$910	\$1,243	\$2,481	\$4,892
1010.35.4610.5114.101	Health Insurance Medical	\$18,186	\$27,968	\$24,767	\$38,563
1010.35.4610.5114.102	Health Insurance Dental	\$2,429	\$2,277	\$2,844	\$5,097
1010.35.4610.5114.103	Health Insurance Vision	\$210	\$182	\$118	\$364
1010.35.4610.5115	Unemployment Compensation	-\$1	\$1,076	\$1,108	\$1,912
1010.35.4610.5116.101	Life and Disability Insurance Life & Disab.	\$625	\$574	\$550	\$978
1010.35.4610.5116.102	Life and Disability Insurance Long Term/Short Term Disability	\$1,707	\$2,259	\$1,296	\$3,690
1010.35.4610.5119.100	Retiree Costs Medical Insurance	\$53,571	\$52,116	\$43,885	\$69,656
1010.35.4610.5199.130	Other Payroll Expenses Interfund Payroll Transfers	\$604	\$0	\$0	\$0
1010.35.4610.5201.100	Office Supplies General	\$872	\$400	\$53	\$400
1010.35.4610.5202.100	Operating Supplies General	\$23,228	\$5,450	\$4,399	\$3,500
1010.35.4610.5203.100	Repairs and Maint Supplies General	\$6,135	\$8,050	\$2,514	\$8,450
1010.35.4610.5210.100	Postage General	\$654	\$300	\$103	\$300
1010.35.4610.5211.135	Utilities Water and Sewer	\$3,188	\$2,500	\$2,177	\$3,000
1010.35.4610.5211.137	Utilities Electric and Gas	\$47,881	\$35,000	\$38,146	\$42,000
1010.35.4610.5211.139	Utilities Propane	\$282	\$700	\$282	\$700

1010.35.4610.5213.100	Services, Professional and Contract Services General	\$2,229	\$3,080	\$3,542	\$4,080
1010.35.4610.5214.100	Repair and Maint Service General	\$94,528	\$7,975	\$2,921	\$8,455
1010.35.4610.5215.100	Rents and Leases Miscellaneous	\$309	\$0	\$0	\$0
1010.35.4610.5215.106	Rents and Leases Copiers	\$546	\$780	\$675	\$780
1010.35.4610.5216.100	Communications General Services	\$18,710	\$17,048	\$17,462	\$300
1010.35.4610.5219.100	Printing General	\$15,040	\$15,000	\$120	\$18,000
1010.35.4610.5220.100	Employee Development General	\$100	\$0	\$0	\$0
1010.35.4610.5225	Bank Fees and Charges	\$1,364	\$0	\$0	\$0
1010.35.4610.5303	Improvements	\$0	\$10,000	\$0	\$10,000
1010.35.4610.5304	Furniture & Equipment	\$0	\$10,000	\$0	\$12,000
<b>Program Total: 4610 - Fire - Administrative</b>		\$483,816	\$412,840	\$356,789	\$552,635
<b>Department Total: 35 - Fire</b>		\$483,816	\$412,840	\$356,789	\$552,635
<b>EXPENSES Total</b>		\$483,816	\$412,840	\$356,789	\$552,635

**TOWN OF PARADISE**  
Fiscal Year 2026/2027

**Department: 35 - Fire / SUPPRESSION**

Summary

	2025 Actual Amount	2026 Amended Budget	YTD 2026 Actual Amount	2027 Department Requested	2027 Town Council Approved
<b>Fund: 1010 General Fund</b>					
<i>Expenditures</i>					
010 - Salaries and Wages	\$173,519	\$267,600	\$0	\$0	\$0
015 - Other Employee Costs	\$214,158	\$241,907	\$189,379	\$234,751	\$234,751
020 - Supplies	\$54,170	\$50,650	\$58,829	\$68,450	\$68,450
030 - Postage Printing and Advertising	\$0	\$0	\$0	\$0	\$0
040 - Utilities	\$0	\$0	\$0	\$0	\$0
050 - Services	\$4,585,067	\$5,215,344	\$4,346,923	\$5,639,036	\$5,639,036
060 - Employee Development	\$24	\$500	\$0	\$500	\$500
070 - Other Costs	\$0	\$450	\$113	\$450	\$450
080 - Capital Outlay	\$29,751	\$87,500	\$52,269	\$64,500	\$64,500
090 - Debt Service	\$0	\$0	\$0	\$0	\$0
<b>Expenditure Totals</b>	<b>\$5,056,690</b>	<b>\$5,863,951</b>	<b>\$4,647,513</b>	<b>\$6,007,687</b>	<b>\$6,007,687</b>

# TOWN OF PARADISE

# Budget Worksheet Report

G/L Account Number	Account Description	2025 Actual Amount	2026 Amended Budget	YTD 2026 Actual Amount	2027 Department Requested
<b>Fund: 1010 - General Fund</b>					
<b>EXPENSES</b>					
<b>Department: 35 - Fire</b>					
<b>Program: 4630 - Fire - Suppression</b>					
1010.35.4630.5112.101	GASB 68 - Pension Expense PERS	\$173,519	\$267,600	\$0	\$0
1010.35.4630.5119.100	Retiree Costs Medical Insurance	\$214,158	\$241,907	\$189,379	\$234,751
1010.35.4630.5201.100	Office Supplies General	\$0	\$0	\$6	\$0
1010.35.4630.5202.100	Operating Supplies General	\$19,450	\$12,750	\$19,001	\$14,050
1010.35.4630.5202.220	Operating Supplies FD Personal Protective Equipment	\$0	\$0	\$8,696	\$10,000
1010.35.4630.5202.224	Operating Supplies FD Rescue Equipment	\$0	\$0	\$4,730	\$0
1010.35.4630.5202.230	Operating Supplies Hoses and Equipment	\$0	\$0	\$891	\$0
1010.35.4630.5203.100	Repairs and Maint Supplies General	\$4,723	\$8,900	\$552	\$9,400
1010.35.4630.5209.101	Auto Fuel Expense Town Vehicles	\$29,998	\$29,000	\$24,953	\$35,000
1010.35.4630.5213.100	Services, Professional and Contract Services General	\$4,577,755	\$5,202,594	\$4,332,984	\$5,622,036
1010.35.4630.5214.100	Repair and Maint Service General	\$7,224	\$12,750	\$13,939	\$17,000
1010.35.4630.5214.116	Repair and Maint Service Communication Devices	\$88	\$0	\$0	\$0
1010.35.4630.5220.100	Employee Development General	\$24	\$500	\$0	\$500
1010.35.4630.5223.105	Meals and Refreshments Emergencies and Meetings	\$0	\$200	\$113	\$200
1010.35.4630.5269.135	Emergency Incident Costs Fire Related	\$0	\$250	\$0	\$250
1010.35.4630.5304	Furniture & Equipment	\$29,751	\$32,500	\$7,015	\$34,500
1010.35.4630.5305	Vehicles	\$0	\$55,000	\$45,254	\$30,000
<b>Program Total: 4630 - Fire - Suppression</b>		<b>\$5,056,690</b>	<b>\$5,863,951</b>	<b>\$4,647,513</b>	<b>\$6,007,687</b>
<b>Department Total: 35 - Fire</b>		<b>\$5,056,690</b>	<b>\$5,863,951</b>	<b>\$4,647,513</b>	<b>\$6,007,687</b>
<b>EXPENSES Total</b>		<b>\$5,056,690</b>	<b>\$5,863,951</b>	<b>\$4,647,513</b>	<b>\$6,007,687</b>

**TOWN OF PARADISE**  
Fiscal Year 2026/2027

**Department: 35 - Fire / VOLUNTEER PROGRAM**

Summary

	2025 Actual Amount	2026 Amended Budget	YTD 2026 Actual Amount	2027 Department Requested	2027 Town Council Approved
<b>Fund: 1010 General Fund</b>					
<i>Expenditures</i>					
010 - Salaries and Wages	\$17	\$0	\$0	\$0	\$0
020 - Supplies	\$0	\$200	\$0	\$300	\$300
050 - Services	\$0	\$500	\$90	\$500	\$500
060 - Employee Development	\$0	\$0	\$0	\$0	\$0
070 - Other Costs	\$0	\$0	\$0	\$0	\$0
080 - Capital Outlay	\$0	\$0	\$0	\$0	\$0
<b>Expenditure Totals</b>	<b>\$17</b>	<b>\$700</b>	<b>\$90</b>	<b>\$800</b>	<b>\$800</b>

# TOWN OF PARADISE

# Budget Worksheet Report

G/L Account Number	Account Description	2025 Actual Amount	2026 Amended Budget	YTD 2026 Actual Amount	2027 Department Requested
<b>Department: 35 - Fire</b>					
<b>Program: 4640 - Fire - Volunteer Program</b>					
1010.35.4640.5118	Volunteer Benefits	\$17	\$0	\$0	\$0
1010.35.4640.5202.100	Operating Supplies General	\$0	\$200	\$0	\$300
1010.35.4640.5213.100	Services, Professional and Contract Services General	\$0	\$500	\$90	\$500
<b>Program Total: 4640 - Fire - Volunteer Program</b>		\$17	\$700	\$90	\$800
<b>Department Total: 35 - Fire</b>		\$17	\$700	\$90	\$800
<b>EXPENSES Total</b>		\$17	\$700	\$90	\$800

# Community Development Department

*Planning, Waste Management*

**FY 2026-27**

TOWN OF  
*Paradise*  
CALIFORNIA

INC. 1979

**TOWN OF PARADISE**  
Fiscal Year 2026/2027

**Department: 40 - Community Development/ CDD PLANNING**

Summary

	2025 Actual Amount	2026 Amended Budget	YTD 2026 Actual Amount	2027 Department Requested	2027 Town Council Approved
<b>Fund: 1010 General Fund</b>					
<i>Expenditures</i>					
010 - Salaries and Wages	\$629,905	\$718,238	\$680,331	\$751,512	\$751,512
015 - Other Employee Costs	\$19,417	\$14,277	\$18,931	\$16,994	\$16,994
020 - Supplies	\$7,872	\$6,900	\$2,788	\$6,900	\$6,900
030 - Postage Printing and Advertising	\$2,102	\$2,400	\$2,028	\$2,800	\$2,800
040 - Utilities	\$2,218	\$4,100	\$2,674	\$4,100	\$4,100
050 - Services	\$698,888	\$666,300	\$134,880	\$466,800	\$466,800
060 - Employee Development	\$6,585	\$9,000	\$6,670	\$9,000	\$9,000
070 - Other Costs	\$3,026	\$3,500	\$3,498	\$3,500	\$3,500
080 - Capital Outlay	\$0	\$32,900	\$0	\$25,100	\$25,100
090 - Debt Service	\$0	\$0	\$0	\$0	\$0
<b>Expenditure Totals</b>	<b>\$1,370,012</b>	<b>\$1,457,615</b>	<b>\$851,799</b>	<b>\$1,286,706</b>	<b>\$1,286,706</b>

# TOWN OF PARADISE

# Budget Worksheet Report

G/L Account Number	Account Description	2025 Actual Amount	2026 Amended Budget	2026 Actual Amount	2027 Department Requested
<b>Fund: 1010 - General Fund</b>					
<b>EXPENSES</b>					
<b>Department: 40 - Community Development</b>					
<b>Program: 4720 - CDD Planning</b>					
1010.40.4720.5101	Salaries - Permanent	\$463,151	\$498,595	\$425,273	\$518,840
1010.40.4720.5103.102	Differential Pay Out of Class	\$0	\$0	\$116	\$0
1010.40.4720.5105	Salaries - Overtime/FLSA	\$0	\$0	\$163	\$269
1010.40.4720.5106.100	Incentives & Admin Leave Administrative Leave	\$8,718	\$9,836	\$2,032	\$10,331
1010.40.4720.5106.200	Incentives & Admin Leave Gym Reimbursement	\$120	\$600	\$0	\$0
1010.40.4720.5107	Car Allowance/Mileage	\$360	\$360	\$345	\$359
1010.40.4720.5109.100	Allowances Uniform Allowance	\$0	\$3,100	\$0	\$0
1010.40.4720.5109.101	Allowances Boot Allowance	\$1,000	\$0	\$1,200	\$1,200
1010.40.4720.5111	Medicare	\$6,727	\$7,393	\$6,367	\$7,926
1010.40.4720.5112.101	GASB 68 - Pension Expense PERS	\$83,513	\$98,460	\$148,630	\$105,216
1010.40.4720.5113	Worker's Compensation	\$1,033	\$2,395	\$4,729	\$5,796
1010.40.4720.5114.101	Health Insurance Medical	\$46,923	\$80,365	\$74,444	\$81,577
1010.40.4720.5114.102	Health Insurance Dental	\$4,548	\$6,541	\$5,822	\$6,833
1010.40.4720.5114.103	Health Insurance Vision	\$426	\$521	\$425	\$516
1010.40.4720.5115	Unemployment Compensation	\$6,487	\$3,192	\$2,810	\$3,499
1010.40.4720.5116.101	Life and Disability Insurance Life & Disab.	\$1,511	\$2,108	\$1,416	\$1,554
1010.40.4720.5116.102	Life and Disability Insurance Long Term/Short Term Disability	\$4,634	\$4,772	\$3,556	\$7,865
1010.40.4720.5119.100	Retiree Costs Medical Insurance	\$19,417	\$14,277	\$18,768	\$16,725
1010.40.4720.5122	Accrual Bank Payoff	\$754	\$0	\$3,166	\$0
1010.40.4720.5201.100	Office Supplies General	\$310	\$200	\$174	\$200
1010.40.4720.5202.100	Operating Supplies General	\$5,840	\$3,200	\$2,321	\$3,200
1010.40.4720.5209.101	Auto Fuel Expense Town Vehicles	\$1,722	\$3,500	\$293	\$3,500
1010.40.4720.5210.100	Postage General	\$637	\$500	\$394	\$500
1010.40.4720.5213.100	Services, Professional and Contract Services General	\$665,897	\$659,000	\$128,312	\$460,000
1010.40.4720.5214.100	Repair and Maint Service General	\$32,991	\$7,300	\$6,568	\$6,800

1010.40.4720.5216.100	Communications General Services	\$2,218	\$4,100	\$2,674	\$4,100
1010.40.4720.5218.100	Advertising General	\$1,465	\$1,500	\$1,284	\$2,000
1010.40.4720.5219.100	Printing General	\$0	\$400	\$350	\$300
1010.40.4720.5220.100	Employee Development General	\$6,585	\$9,000	\$6,670	\$9,000
1010.40.4720.5223.101	Meals and Refreshments Employee Meals-MOU Overtime	\$15	\$0	\$0	\$0
1010.40.4720.5223.105	Meals and Refreshments Emergencies and Meetings	\$3,011	\$3,500	\$3,498	\$3,500
1010.40.4720.5303	Improvements	\$0	\$20,000	\$0	\$20,000
1010.40.4720.5304	Furniture & Equipment	\$0	\$12,900	\$0	\$5,100
<b>Program Total: 4720 - CDD Planning</b>		<b>\$1,370,012</b>	<b>\$1,457,615</b>	<b>\$851,799</b>	<b>\$1,286,706</b>
<b>Department Total: 40 - Community Development</b>		<b>\$1,370,012</b>	<b>\$1,457,615</b>	<b>\$851,799</b>	<b>\$1,286,706</b>
<b>EXPENSES Total</b>		<b>\$1,370,012</b>	<b>\$1,457,615</b>	<b>\$851,799</b>	<b>\$1,286,706</b>

**TOWN OF PARADISE**  
Fiscal Year 2026/2027

**Department: 40 - CDD / WASTE MANAGEMENT**

Summary

	2025 Actual Amount	2026 Amended Budget	YTD 2026 Actual Amount	2027 Department Requested	2027 Town Council Approved
<b>Fund: 1010 General Fund</b>					
<i>Expenditures</i>					
010 - Salaries and Wages	\$0	\$0	\$0	\$0	\$0
015 - Other Employee Costs	\$0	\$0	\$0	\$0	\$0
020 - Supplies	\$0	\$0	\$0	\$0	\$0
030 - Postage Printing and Advertising	\$0	\$0	\$0	\$0	\$0
040 - Utilities	\$0	\$0	\$0	\$0	\$0
050 - Services	\$91,451	\$72,053	\$67,254	\$59,609	\$59,609
060 - Employee Development	\$0	\$0	\$0	\$0	\$0
070 - Other Costs	\$0	\$0	\$0	\$0	\$0
080 - Capital Outlay	\$0	\$0	\$0	\$0	\$0
090 - Debt Service	\$0	\$0	\$0	\$0	\$0
<b>Expenditure Totals</b>	<b>\$91,451</b>	<b>\$72,053</b>	<b>\$67,254</b>	<b>\$59,609</b>	<b>\$59,609</b>

# TOWN OF PARADISE

# Budget Worksheet Report

G/L Account Number	Account Description	2025 Actual Amount	2026 Amended Budget	YTD 2026 Actual Amount	2027 Department Requested
<b>Fund: 1010 - General Fund</b>					
REVENUES					
<b>Department: 40 - Community Development</b>					
<b>Program: 4780 - CDD - Waste Management</b>					
1010.40.4780.3182.335	Franchise Taxes Franchise Taxes	\$ 19,438	\$ 29,053	\$ 16,037	\$ 29,609
1010.40.4780.3340.400	State Funding Waste Mgmt	\$ 23,737	\$ 23,000	\$ 5,000	\$ 30,000
1010.40.4780.3345.200	State Revenues - Other Miscellaneous	\$ 5,000	\$ -	\$ 5,000	\$ 5,000
1010.40.4780.3380.104	Local Government Revenue Fines and Citations Waste Mgmt	\$ 200	\$ -	\$ 6,800	\$ 2,000
<b>Program Total: 4780 - CDD - Waste Management</b>		<b>\$ 48,375</b>	<b>\$ 52,053</b>	<b>\$ 32,837</b>	<b>\$ 66,609</b>
<b>Department Total: 40 - Community Development</b>		<b>\$ 48,375</b>	<b>\$ 52,053</b>	<b>\$ 32,837</b>	<b>\$ 66,609</b>
<b>REVENUES Total</b>		<b>\$ 48,375</b>	<b>\$ 52,053</b>	<b>\$ 32,837</b>	<b>\$ 66,609</b>

**TOWN OF PARADISE**  
Fiscal Year 2026/2027

**Department: 40 - CDD / FIRE PREVENTION**

Summary

	2025 Actual Amount	2026 Amended Budget	YTD 2026 Actual Amount	2027 Department Requested	2027 Town Council Approved
<b>Fund: 1010 General Fund</b>					
<i>Expenditures</i>					
010 - Salaries and Wages	\$0	\$0	\$0	\$0	\$0
015 - Other Employee Costs	\$0	\$0	\$0	\$0	\$0
020 - Supplies	\$0	\$7,540	\$3,392	\$9,040	\$9,040
030 - Postage Printing and Advertising	\$0	\$15,000	\$15,713	\$20,000	\$20,000
040 - Utilities	\$0	\$1,910	\$355	\$1,910	\$1,910
050 - Services	\$0	\$2,250	\$0	\$2,250	\$2,250
060 - Employee Development	\$0	\$0	\$0	\$0	\$0
070 - Other Costs	\$0	\$0	\$0	\$0	\$0
075 - Special Costs	\$0	\$0	\$0	\$0	\$0
080 - Capital Outlay	\$0	\$22,500	\$24,055	\$0	\$0
<b>Expenditure Totals</b>	<b>\$0</b>	<b>\$49,200</b>	<b>\$43,516</b>	<b>\$33,200</b>	<b>\$33,200</b>

# TOWN OF PARADISE

# Budget Worksheet Report

G/L Account Number	Account Description	2025 Actual Amount	2026 Amended Budget	YTD 2026 Actual Amount	2027 Department Requested
Fund: 1010 - General Fund					
<b>EXPENSES</b>					
Department: 40 - Community Development					
Program: 4731 - CDD - Fire Prevention					
1010.40.4731.5201.100	Office Supplies General	\$0	\$140	\$56	\$140
1010.40.4731.5202.100	Operating Supplies General	\$0	\$3,500	\$2,972	\$5,000
1010.40.4731.5209.101	Auto Fuel Expense Town Vehicles	\$0	\$3,900	\$364	\$3,900
1010.40.4731.5214.100	Repair and Maint Service General	\$0	\$2,250	\$0	\$2,250
1010.40.4731.5216.100	Communications General Services	\$0	\$1,910	\$355	\$1,910
1010.40.4731.5219.100	Printing General	\$0	\$15,000	\$15,713	\$20,000
1010.40.4731.5305	Vehicles	\$0	\$22,500	\$24,055	\$0
Program Total: 4731 - CDD - Fire Prevention		\$0	\$49,200	\$43,516	\$33,200
Department Total: 40 - Community Development		\$0	\$49,200	\$43,516	\$33,200
<b>EXPENSES Total</b>		\$0	\$49,200	\$43,516	\$33,200

## Public Works

*Engineering, Fleet Maintenance, Community Park,  
Facilities*

**FY 2026-27**

TOWN OF  
*Paradise*  
CALIFORNIA

INC. 1979

**TOWN OF PARADISE**  
Fiscal Year 2026/2027

**Department: 45 - Public Works / Engineering**

Summary

	2025 Actual Amount	2026 Amended Budget	YTD 2026 Actual Amount	2027 Department Requested	2027 Town Council Approved
<b>Fund: 1010 General Fund</b>					
<i>Expenditures</i>					
010 - Salaries and Wages	\$275,083	\$520,582	\$335,431	\$618,894	\$618,894
015 - Other Employee Costs	(\$43,471)	\$0	\$6,819	\$3,330	\$3,330
020 - Supplies	\$23,334	\$16,000	\$14,800	\$12,500	\$12,500
030 - Postage Printing and Advertising	\$170	\$2,250	\$351	\$1,150	\$1,150
040 - Utilities	\$3,844	\$3,000	\$5,070	\$2,334	\$2,334
050 - Services	\$484,044	\$260,000	\$271,093	\$353,000	\$353,000
060 - Employee Development	\$3,744	\$15,000	\$11,531	\$15,000	\$15,000
070 - Other Costs	\$230	\$500	\$3	\$500	\$500
080 - Capital Outlay	\$33,904	\$10,000	\$10,234	\$5,000	\$5,000
090 - Debt Service	\$0	\$0	\$0	\$0	\$0
095 - Other Financing Uses	(\$236)	\$0	\$0	\$0	\$0
<b>Expenditure Totals</b>	<b>\$780,646</b>	<b>\$827,332</b>	<b>\$655,332</b>	<b>\$1,011,708</b>	<b>\$1,011,708</b>

# TOWN OF PARADISE

# Budget Worksheet Report

G/L Account Number	Account Description	2025 Actual Amount	2026 Amended Budget	YTD 2026 Actual Amount	2027 Department Requested
<b>Fund: 1010 - General Fund</b>					
<b>EXPENSES</b>					
<b>Department: 45 - Public Works</b>					
<b>Program: 4740 - Public Works - Engineering</b>					
1010.45.4740.5101	Salaries - Permanent	\$217,583	\$363,339	\$200,912	\$439,531
1010.45.4740.5102	Salaries - Temporary	\$0	\$0	\$215	\$0
1010.45.4740.5105	Salaries - Overtime/FLSA	\$0	\$0	\$6,831	\$3,330
1010.45.4740.5106.100	Incentives & Admin Leave Administrative Leave	\$6,102	\$8,687	\$0	\$12,357
1010.45.4740.5107	Car Allowance/Mileage	\$1,094	\$1,200	\$1,150	\$1,197
1010.45.4740.5109.101	Allowances Boot Allowance	\$856	\$800	\$1,320	\$1,317
1010.45.4740.5111	Medicare	\$3,493	\$5,424	\$3,467	\$6,992
1010.45.4740.5112.101	GASB 68 - Pension Expense PERS	\$55,968	\$75,094	\$81,645	\$89,762
1010.45.4740.5113	Worker's Compensation	\$4,541	\$16,551	\$10,012	\$13,504
1010.45.4740.5114.101	Health Insurance Medical	\$19,411	\$38,812	\$31,150	\$41,863
1010.45.4740.5114.102	Health Insurance Dental	\$1,899	\$3,159	\$1,624	\$2,644
1010.45.4740.5114.103	Health Insurance Vision	\$62	\$252	\$55	\$167
1010.45.4740.5115	Unemployment Compensation	-\$25	\$2,325	\$1,530	\$3,086
1010.45.4740.5116.101	Life and Disability Insurance Life & Disab.	\$644	\$937	\$613	\$1,243
1010.45.4740.5116.102	Life and Disability Insurance Long Term/Short Term Disability	\$2,136	\$4,002	\$1,739	\$5,231
1010.45.4740.5119.100	Retiree Costs Medical Insurance	-\$43,471	\$0	-\$12	\$0
1010.45.4740.5199	Other Payroll Expenses	-\$99	\$0	\$0	\$0
1010.45.4740.5199.130	Other Payroll Expenses Interfund Payroll Transfers	-\$38,579	\$0	\$0	\$0
1010.45.4740.5201.100	Office Supplies General	\$3,532	\$2,500	\$956	\$2,000
1010.45.4740.5202.100	Operating Supplies General	\$16,576	\$10,000	\$12,148	\$8,000
1010.45.4740.5203.100	Repairs and Maint Supplies General	\$50	\$0	\$274	\$0
1010.45.4740.5209.101	Auto Fuel Expense Town Vehicles	\$3,176	\$3,500	\$1,422	\$2,500
1010.45.4740.5210.100	Postage General	\$87	\$250	\$351	\$150
1010.45.4740.5213.100	Services, Professional and Contract Services General	\$407,443	\$245,000	\$258,161	\$335,000
1010.45.4740.5214.100	Repair and Maint Service General	\$76,601	\$15,000	\$12,931	\$18,000
1010.45.4740.5216.100	Communications General Services	\$3,844	\$3,000	\$5,070	\$2,334
1010.45.4740.5218.100	Advertising General	\$54	\$2,000	\$0	\$1,000
1010.45.4740.5219.100	Printing General	\$29	\$0	\$0	\$0
1010.45.4740.5220.100	Employee Development General	\$3,744	\$15,000	\$11,531	\$15,000
1010.45.4740.5223.101	Meals and Refreshments Employee Meals-MOU Overtime	\$77	\$0	\$3	\$0

1010.45.4740.5223.105	Meals and Refreshments Emergencies and Meetings	\$152	\$500	\$0	\$500
1010.45.4740.5304	Furniture & Equipment	\$33,904	\$10,000	\$10,234	\$5,000
1010.45.4740.5910.010	Transfers Out To General Fund	-\$236	\$0	\$0	\$0
<b>Program Total: 4740 - Public Works - Engineering</b>		<b>\$780,646</b>	<b>\$827,332</b>	<b>\$655,332</b>	<b>\$1,011,708</b>
<b>Department Total: 45 - Public Works</b>		<b>\$780,646</b>	<b>\$827,332</b>	<b>\$655,332</b>	<b>\$1,011,708</b>
<b>EXPENSES Total</b>		<b>\$780,646</b>	<b>\$827,332</b>	<b>\$655,332</b>	<b>\$1,011,708</b>

**TOWN OF PARADISE**  
Fiscal Year 2026/2027

**Department: 30 Police / FLEET**

Summary

	2025 Actual Amount	2026 Amended Budget	YTD 2026 Actual Amount	2027 Department Requested	2027 Town Council Approved
<b>Fund: 1010 General Fund</b>					
<i>Expenditures</i>					
010 - Salaries and Wages	\$218,825	\$284,926	\$262,670	\$300,884	\$300,884
015 - Other Employee Costs	\$10,312	\$10,799	\$9,243	\$12,095	\$12,095
020 - Supplies	\$169,228	\$156,500	\$123,477	\$134,500	\$134,500
030 - Postage Printing and Advertising	\$1,735	\$50	\$33	\$50	\$50
040 - Utilities	\$900	\$900	\$863	\$898	\$898
050 - Services	\$95,807	\$44,845	\$38,610	\$93,800	\$93,800
060 - Employee Development	\$13,278	\$10,000	\$7,624	\$10,000	\$10,000
070 - Other Costs	\$0	\$0	\$0	\$0	\$0
080 - Capital Outlay	\$13,428	\$10,000	\$10,835	\$115,000	\$115,000
090 - Debt Service	\$0	\$0	\$0	\$0	\$0
095 - Other Financing Uses	\$0	\$0	\$0	\$0	\$0
<b>Expenditure Totals</b>	<b>\$523,513</b>	<b>\$518,020</b>	<b>\$453,353</b>	<b>\$667,227</b>	<b>\$667,227</b>

# TOWN OF PARADISE

# Budget Worksheet Report

G/L Account Number	Account Description	2025 Actual Amount	2026 Amended Budget	YTD 2026 Actual Amount	2027 Department Requested
<b>Fund: 1010 - General Fund</b>					
<b>EXPENSES</b>					
<b>Department: 30 - Police</b>					
<b>Program: 4550 - Fleet Management</b>					
1010.30.4550.5101	Salaries - Permanent	\$164,734	\$202,349	\$168,916	\$213,101
1010.30.4550.5106.100	Incentives & Admin Leave Administrative Leave	\$2,811	\$0	\$0	\$4,980
1010.30.4550.5106.200	Incentives & Admin Leave Gym Reimbursement	\$0	\$0	\$120	\$479
1010.30.4550.5109.100	Allowances Uniform Allowance	\$1,000	\$0	\$958	\$1,500
1010.30.4550.5109.101	Allowances Boot Allowance	\$1,000	\$1,250	\$900	\$1,500
1010.30.4550.5109.102	Allowances Tool Allowance	\$3,500	\$4,375	\$3,500	\$5,236
1010.30.4550.5111	Medicare	\$2,488	\$3,014	\$2,640	\$3,307
1010.30.4550.5112.101	GASB 68 - Pension Expense PERS	\$29,500	\$40,565	\$57,076	\$38,478
1010.30.4550.5113	Worker's Compensation	\$572	\$1,821	\$3,351	\$4,265
1010.30.4550.5114.101	Health Insurance Medical	\$8,885	\$25,112	\$19,755	\$20,477
1010.30.4550.5114.102	Health Insurance Dental	\$1,944	\$2,044	\$2,335	\$2,496
1010.30.4550.5114.103	Health Insurance Vision	\$122	\$163	\$117	\$129
1010.30.4550.5115	Unemployment Compensation	\$101	\$1,295	\$1,165	\$1,460
1010.30.4550.5116.101	Life and Disability Insurance Life & Disab.	\$514	\$629	\$492	\$769
1010.30.4550.5116.102	Life and Disability Insurance Long Term/Short Term Disability	\$1,654	\$2,309	\$1,344	\$2,707
1010.30.4550.5119.100	Retiree Costs Medical Insurance	\$10,312	\$10,799	\$9,243	\$12,095
1010.30.4550.5201.100	Office Supplies General	\$0	\$0	\$35	\$0
1010.30.4550.5202.100	Operating Supplies General	\$6,120	\$28,000	\$4,603	\$13,000
1010.30.4550.5203.100	Repairs and Maint Supplies General	\$127,759	\$120,000	\$102,853	\$108,000
1010.30.4550.5203.300	Repairs and Maint Supplies Accident and Negligence	\$31,949	\$5,000	\$12,516	\$10,000
1010.30.4550.5209.101	Auto Fuel Expense Town Vehicles	\$3,400	\$3,500	\$3,471	\$3,500
1010.30.4550.5210.100	Postage General	\$1,735	\$50	\$33	\$50
1010.30.4550.5213.100	Services, Professional and Contract Services General	\$10,575	\$3,345	\$7,851	\$2,300

1010.30.4550.5214.100	Repair and Maint Service General	\$64,855	\$38,000	\$26,962	\$88,000
1010.30.4550.5214.300	Repair and Maint Service Accident and Negligence	\$20,377	\$3,500	\$3,797	\$3,500
1010.30.4550.5216.100	Communications General Services	\$900	\$900	\$863	\$898
1010.30.4550.5220.100	Employee Development General	\$13,278	\$10,000	\$7,624	\$10,000
1010.30.4550.5303	Improvements	\$0	\$0	\$10,835	\$0
1010.30.4550.5304	Furniture & Equipment	\$13,428	\$10,000	\$0	\$55,000
1010.30.4550.5305	Vehicles	\$0	\$0	\$0	\$60,000
<b>Program Total: 4550 - Fleet Management</b>		<b>\$523,513</b>	<b>\$518,020</b>	<b>\$453,353</b>	<b>\$667,227</b>
<b>Department Total: 30 - Police</b>		<b>\$523,513</b>	<b>\$518,020</b>	<b>\$453,353</b>	<b>\$667,227</b>
<b>EXPENSES Total</b>		<b>\$523,513</b>	<b>\$518,020</b>	<b>\$453,353</b>	<b>\$667,227</b>

**TOWN OF PARADISE**  
Fiscal Year 2026/2027

**Department: 45 - Public Works / PARADISE COMMUNITY PARK**

Summary

	2025 Actual Amount	2026 Amended Budget	YTD 2026 Actual Amount	2027 Department Requested	2027 Town Council Approved
<b>Fund: 1010 General Fund</b>					
<i>Expenditures</i>					
010 - Salaries and Wages	\$0	\$0	\$0	\$0	\$0
015 - Other Employee Costs	\$0	\$0	\$0	\$0	\$0
020 - Supplies	\$3,868	\$7,000	\$4,915	\$7,000	\$7,000
030 - Postage Printing and Advertising	\$0	\$0	\$0	\$0	\$0
040 - Utilities	\$7,817	\$5,800	\$7,655	\$8,300	\$8,300
050 - Services	\$69,593	\$85,000	\$64,511	\$85,000	\$85,000
070 - Other Costs	\$0	\$0	\$0	\$0	\$0
080 - Capital Outlay	\$0	\$0	\$0	\$0	\$0
<b>Expenditure Totals</b>	<b>\$81,277</b>	<b>\$97,800</b>	<b>\$77,082</b>	<b>\$100,300</b>	<b>\$100,300</b>

# TOWN OF PARADISE

# Budget Worksheet Report

G/L Account Number	Account Description	2025 Actual Amount	2026 Amended Budget	YTD 2026 Actual Amount	2027 Department Requested
<b>Fund: 1010 - General Fund</b>					
<b>EXPENSES</b>					
<b>Department: 45 - Public Works</b>					
<b>Program: 4745 - Paradise Community Park</b>					
1010.45.4745.5202.100	Operating Supplies General	\$2,064	\$5,000	\$1,468	\$5,000
1010.45.4745.5203.100	Repairs and Maint Supplies General	\$1,804	\$2,000	\$3,447	\$2,000
1010.45.4745.5211.135	Utilities Water and Sewer	\$2,070	\$3,000	\$2,719	\$3,000
1010.45.4745.5211.137	Utilities Electric and Gas	\$5,420	\$2,500	\$4,603	\$5,000
1010.45.4745.5214.100	Repair and Maint Service General	\$69,593	\$85,000	\$64,511	\$85,000
1010.45.4745.5216.100	Communications General Services	\$327	\$300	\$333	\$300
<b>Program Total: 4745 - Paradise Community Park</b>		<b>\$81,277</b>	<b>\$97,800</b>	<b>\$77,082</b>	<b>\$100,300</b>
<b>Department Total: 45 - Public Works</b>		<b>\$81,277</b>	<b>\$97,800</b>	<b>\$77,082</b>	<b>\$100,300</b>
<b>EXPENSES Total</b>		<b>\$81,277</b>	<b>\$97,800</b>	<b>\$77,082</b>	<b>\$100,300</b>

**TOWN OF PARADISE**  
Fiscal Year 2026/2027

**Department: 45 - Public Works / FACILITIES**

Summary

	2025 Actual Amount	2026 Amended Budget	YTD 2026 Actual Amount	2027 Department Requested	2027 Town Council Approved
<b>Fund: 1010 General Fund</b>					
<i>Expenditures</i>					
010 - Salaries and Wages	\$130,406	\$202,367	\$171,140	\$179,897	\$179,897
015 - Other Employee Costs	\$0	\$0	\$0	\$910	\$910
020 - Supplies	\$7,033	\$6,400	\$58,278	\$54,000	\$54,000
030 - Postage Printing and Advertising	\$0	\$0	\$0	\$0	\$0
040 - Utilities	\$12,540	\$8,800	\$12,294	\$9,800	\$9,800
050 - Services	\$22,597	\$28,500	\$21,756	\$16,000	\$16,000
060 - Employee Development	\$1,853	\$2,000	\$1,843	\$2,000	\$2,000
070 - Other Costs	\$45	\$250	\$30	\$250	\$250
080 - Capital Outlay	\$9,279	\$159,000	\$10,614	\$152,919	\$152,919
<b>Expenditure Totals</b>	<b>\$183,753</b>	<b>\$407,317</b>	<b>\$275,955</b>	<b>\$415,776</b>	<b>\$415,776</b>

# TOWN OF PARADISE

# Budget Worksheet Report

G/L Account Number	Account Description	2025 Actual Amount	2026 Amended Budget	YTD 2026 Actual Amount	2027 Department Requested
<b>Fund: 1010 - General Fund</b>					
<b>EXPENSES</b>					
<b>Department: 45 - Public Works</b>					
<b>Program: 4747 - Public Facilities</b>					
1010.45.4747.5101	Salaries - Permanent	\$89,885	\$96,544	\$84,832	\$101,448
1010.45.4747.5103.101	Differential Pay On Call	\$0	\$0	\$0	\$1,205
1010.45.4747.5105	Salaries - Overtime/FLSA	\$0	\$0	\$0	\$910
1010.45.4747.5106.100	Incentives & Admin Leave Administrative Leave	\$0	\$1,060	\$0	\$1,185
1010.45.4747.5106.200	Incentives & Admin Leave Gym Reimbursement	\$0	\$0	\$120	\$479
1010.45.4747.5109.101	Allowances Boot Allowance	\$560	\$660	\$660	\$660
1010.45.4747.5111	Medicare	\$1,117	\$1,420	\$1,166	\$1,548
1010.45.4747.5112.101	GASB 68 - Pension Expense PERS	\$14,827	\$18,102	\$26,029	\$19,569
1010.45.4747.5113	Worker's Compensation	\$2,608	\$50,357	\$26,211	\$19,876
1010.45.4747.5114.101	Health Insurance Medical	\$17,833	\$29,542	\$27,669	\$29,267
1010.45.4747.5114.102	Health Insurance Dental	\$2,306	\$2,405	\$2,809	\$1,866
1010.45.4747.5114.103	Health Insurance Vision	\$152	\$192	\$147	\$217
1010.45.4747.5115	Unemployment Compensation	-\$76	\$618	\$515	\$684
1010.45.4747.5116.101	Life and Disability Insurance Life & Disab.	\$292	\$308	\$273	\$308
1010.45.4747.5116.102	Life and Disability Insurance Long Term/Short Term Disability	\$903	\$1,159	\$710	\$1,585
1010.45.4747.5202.100	Operating Supplies General	\$86	\$400	\$44	\$500
1010.45.4747.5203.100	Repairs and Maint Supplies General	\$6,948	\$6,000	\$58,234	\$53,500
1010.45.4747.5211.135	Utilities Water and Sewer	\$12,078	\$8,000	\$11,381	\$8,500
1010.45.4747.5211.137	Utilities Electric and Gas	\$0	\$300	\$0	\$300
1010.45.4747.5213.100	Services, Professional and Contract Services General	\$8,705	\$10,000	\$0	\$0
1010.45.4747.5214.100	Repair and Maint Service General	\$13,891	\$18,500	\$21,756	\$16,000
1010.45.4747.5216.100	Communications General Services	\$462	\$500	\$913	\$1,000

1010.45.4747.5220.100	Employee Development General	\$1,853	\$2,000	\$1,843	\$2,000
1010.45.4747.5223.101	Meals and Refreshments Employee Meals-MOU Overtime	\$45	\$250	\$30	\$250
1010.45.4747.5303	Improvements	\$9,279	\$159,000	\$10,614	\$145,959
1010.45.4747.5304	Furniture & Equipment	\$0	\$0	\$0	\$6,960
<b>Program Total: 4747 - Public Facilities</b>		<b>\$183,753</b>	<b>\$407,317</b>	<b>\$275,955</b>	<b>\$415,776</b>
<b>Department Total: 45 - Public Works</b>		<b>\$183,753</b>	<b>\$407,317</b>	<b>\$275,955</b>	<b>\$415,776</b>
<b>EXPENSES Total</b>		<b>\$183,753</b>	<b>\$407,317</b>	<b>\$275,955</b>	<b>\$415,776</b>



**Economic Development  
&  
Emergency Operation Center**

**FY 2026-27**

**TOWN OF PARADISE**  
Fiscal Year 2026/2027

**Department: 65 - Emergency Operations**

Summary

	2025 Actual Amount	2026 Amended Budget	YTD 2026 Actual Amount	2027 Department Requested	2027 Town Council Approved
<b>Fund: 1010 General Fund</b>					
<i>Expenditures</i>					
020 - Supplies	\$15	\$2,500	\$5,505	\$2,500	\$2,500
040 - Utilities	\$5,846	\$13,432	\$2,975	\$13,432	\$13,432
050 - Services	\$3,920	\$46,675	\$35,820	\$50,175	\$50,175
070 - Other Costs	\$95	\$4,000	\$0	\$4,000	\$4,000
080 - Capital Outlay	\$0	\$0	\$0	\$0	\$0
<b>Expenditure Totals</b>	<b>\$9,876</b>	<b>\$66,607</b>	<b>\$44,300</b>	<b>\$70,107</b>	<b>\$70,107</b>

# TOWN OF PARADISE

# Budget Worksheet Report

G/L Account Number	Account Description	2025 Actual Amount	2026 Amended Budget	YTD 2026 Actual Amount	2027 Department Requested
<b>Fund: 1010 - General Fund</b>					
<b>EXPENSES</b>					
<b>Department: 65 - Emergency Mngmt &amp; Disaster Recov</b>					
<b>Program: 4615 - EOC</b>					
1010.65.4615.5202.100	Operating Supplies General	\$15	\$2,500	\$5,505	\$2,500
1010.65.4615.5211.137	Utilities Electric and Gas	\$1,603	\$3,780	\$669	\$3,780
1010.65.4615.5213.100	Services, Professional and Contract Services General	\$362	\$42,675	\$32,262	\$42,675
1010.65.4615.5214.100	Repair and Maint Service General	\$3,558	\$4,000	\$3,558	\$7,500
1010.65.4615.5216.100	Communications General Services	\$4,243	\$9,652	\$2,307	\$9,652
1010.65.4615.5223.105	Meals and Refreshments Emergencies and Meetings	\$95	\$4,000	\$0	\$4,000
<b>Program Total: 4615 - EOC</b>		<b>\$9,876</b>	<b>\$66,607</b>	<b>\$44,300</b>	<b>\$70,107</b>
<b>Department Total: 65 - Emergency Mngmt &amp; Disaster Recov</b>		<b>\$9,876</b>	<b>\$66,607</b>	<b>\$44,300</b>	<b>\$70,107</b>
<b>EXPENSES Total</b>		<b>\$9,876</b>	<b>\$66,607</b>	<b>\$44,300</b>	<b>\$70,107</b>

**TOWN OF PARADISE**  
Fiscal Year 2026/2027

**Department: 65 - Economic Development**

Summary

	2025 Actual Amount	2026 Amended Budget	YTD 2026 Actual Amount	2027 Department Requested	2027 Town Council Approved
<b>Fund: 1010 General Fund</b>					
<i>Expenditures</i>					
010 - Salaries and Wages	\$301,065	\$615,328	\$295,312	\$729,468	\$729,468
015 - Other Employee Costs	\$0	\$0	\$0	\$0	\$0
020 - Supplies	\$5,006	\$15,381	\$2,000	\$14,381	\$14,381
030 - Postage Printing and Advertising	\$33,259	\$76,925	\$618	\$56,925	\$56,925
040 - Utilities	\$922	\$600	\$35	\$600	\$600
050 - Services	\$395,451	\$275,200	\$347,335	\$283,500	\$283,500
060 - Employee Development	\$2,156	\$10,500	\$4,328	\$10,500	\$10,500
070 - Other Costs	\$558	\$1,250	\$1,662	\$1,250	\$1,250
080 - Capital Outlay	\$0	\$0	\$0	\$0	\$0
095 - Other Financing Uses	(\$21)	\$0	\$0	\$0	\$0
<b>Expenditure Totals</b>	<b>\$738,397</b>	<b>\$995,184</b>	<b>\$651,289</b>	<b>\$1,096,624</b>	<b>\$1,096,624</b>

# TOWN OF PARADISE

# Budget Worksheet Report

G/L Account Number	Account Description	2025 Actual Amount	2026 Amended Budget	YTD 2026 Actual Amount	2027 Department Requested
<b>Fund: 1010 - General Fund</b>					
<b>EXPENSES</b>					
<b>Department: 65 - Emergency Mngmt &amp; Disaster Recov</b>					
<b>Program: 4205 - Disaster Recovery</b>					
1010.65.4205.5101	Salaries - Permanent	\$196,703	\$394,872	\$181,406	\$524,357
1010.65.4205.5102	Salaries - Temporary	\$12,915	\$48,635	\$8,781	\$0
1010.65.4205.5106.100	Incentives & Admin Leave Administrative Leave	\$9,749	\$15,620	\$0	\$18,331
1010.65.4205.5107	Car Allowance/Mileage	\$2,317	\$2,400	\$2,300	\$2,394
1010.65.4205.5109.101	Allowances Boot Allowance	\$214	\$0	\$300	\$300
1010.65.4205.5111	Medicare	\$3,446	\$6,692	\$3,217	\$8,304
1010.65.4205.5112.101	GASB 68 - Pension Expense PERS	\$49,171	\$77,125	\$60,992	\$91,857
1010.65.4205.5113	Worker's Compensation	\$1,365	\$1,743	\$2,545	\$4,734
1010.65.4205.5114.101	Health Insurance Medical	\$20,580	\$56,180	\$29,645	\$63,528
1010.65.4205.5114.102	Health Insurance Dental	\$2,806	\$4,573	\$2,634	\$4,384
1010.65.4205.5114.103	Health Insurance Vision	\$40	\$364	\$20	\$142
1010.65.4205.5115	Unemployment Compensation	-\$559	\$2,838	\$1,420	\$3,665
1010.65.4205.5116.101	Life and Disability Insurance Life & Disab.	\$539	\$1,091	\$462	\$1,460
1010.65.4205.5116.102	Life and Disability Insurance Long Term/Short Term Disability	\$1,960	\$3,195	\$1,589	\$6,012
1010.65.4205.5199	Other Payroll Expenses	-\$180	\$0	\$0	\$0
1010.65.4205.5201.100	Office Supplies General	\$95	\$600	\$98	\$600
1010.65.4205.5202.100	Operating Supplies General	\$4,758	\$14,200	\$241	\$13,200
1010.65.4205.5204	Subscriptions and Code Books	\$154	\$581	\$1,661	\$581
1010.65.4205.5210.100	Postage General	\$497	\$800	\$118	\$800
1010.65.4205.5213.100	Services, Professional and Contract Services General	\$395,451	\$275,200	\$347,335	\$283,500
1010.65.4205.5216.100	Communications General Services	\$922	\$600	\$35	\$600
1010.65.4205.5218.100	Advertising General	\$0	\$1,125	\$500	\$1,125
1010.65.4205.5218.200	Advertising Business Attraction	\$32,763	\$75,000	\$0	\$50,000
1010.65.4205.5219.100	Printing General	\$0	\$0	\$0	\$5,000

1010.65.4205.5220.100	Employee Development General	\$2,156	\$10,500	\$4,328	\$10,500
1010.65.4205.5223.105	Meals and Refreshments Emergencies and Meetings	\$558	\$1,250	\$1,662	\$1,250
1010.65.4205.5910.010	Transfers Out To General Fund	-\$21	\$0	\$0	\$0
<b>Program Total: 4205 - Disaster Recovery</b>		<b>\$738,397</b>	<b>\$995,184</b>	<b>\$651,289</b>	<b>\$1,096,624</b>
<b>Department Total: 65 - Emergency Mngmt &amp; Disaster Recov</b>		<b>\$738,397</b>	<b>\$995,184</b>	<b>\$651,289</b>	<b>\$1,096,624</b>
<b>EXPENSES Total</b>		<b>\$738,397</b>	<b>\$995,184</b>	<b>\$651,289</b>	<b>\$1,096,624</b>

The background features a large, light gray watermark of the Town of Paradise logo. The logo is circular and contains a mountain range silhouette at the top, the words "TOWN OF Paradise" in a script font, "CALIFORNIA" in a bold sans-serif font, and "INC. 1979" at the bottom.

**Paradise Recovery & Operations  
(PG&E Settlement Funds)**

**FY 2026-27**

TOWN OF PARADISE

Fiscal Year 2026/2027

**7700 - Paradise Recovery & Operations**

Summary

	2025 Actual Amount	2026 Amended Budget	YTD 2026 Actual Amount	2027 Department Requested	2027 Town Council Approved
<b>Fund: 7700 Paradise Recovery &amp; Operations</b>					
<b>Revenue</b>					
040 - Investment Revenue	\$11,518,446	\$3,200,000	\$242,982	\$4,880,000	\$4,880,000
070 - Other Revenues	\$0	\$0	\$0	\$0	\$0
080 - Other Financing Sources	\$0	(\$14,181,001)	\$0	(\$15,543,134)	(\$15,543,134)
<b>Revenue Totals</b>	\$11,518,446	(\$10,981,001)	\$242,982	(\$10,663,134)	(\$10,663,134)
<b>Expenditures</b>					
050 - Services	\$80,483	\$0	\$0	\$0	\$0
070 - Other Costs	\$0	\$0	\$0	\$0	\$0
075 - Special Costs	(\$101)	\$0	\$0	\$0	\$0
080 - Capital Outlay	\$0	\$0	\$0	\$0	\$0
095 - Other Financing Uses	\$0	\$0	\$0	\$0	\$0
<b>Expenditure Totals</b>	\$80,382	\$0	\$0	\$0	\$0
<b>Revenue Grand Totals:</b>	\$11,518,446	(\$10,981,001)	\$242,982	(\$10,663,134)	(\$10,663,134)
<b>Expenditure Grand Totals:</b>	\$80,382	\$0	\$0	\$0	\$0
<b>Net Grand Totals:</b>	\$11,438,064	(\$10,981,001)	\$242,982	(\$10,663,134)	(\$10,663,134)

TOWN OF PARADISE

Fiscal Year 2026/2027

7701 - Pro Recovery

Summary

	2025 Actual Amount	2026 Amended Budget	YTD 2026 Actual Amount	2027 Department Requested	2027 Town Council Approved
<b>Fund: 7701 Pro Recovery</b>					
<b>Revenue</b>					
040 - Investment Revenue	\$0	\$400,000	\$0	\$610,000	\$610,000
080 - Other Financing Sources	\$0	\$0	\$0	\$0	\$0
<b>Revenue Totals</b>	\$0	\$400,000	\$0	\$610,000	\$610,000
<b>Expenditures</b>					
050 - Services	\$956,338	\$142,000	\$1,725	\$0	\$0
080 - Capital Outlay	\$0	\$0	\$0	\$0	\$0
<b>Expenditure Totals</b>	\$956,338	\$142,000	\$1,725	\$0	\$0
<b>Revenue Grand Totals:</b>	\$0	\$400,000	\$0	\$610,000	\$610,000
<b>Expenditure Grand Totals:</b>	\$956,338	\$142,000	\$1,725	\$0	\$0
<b>Net Grand Totals:</b>	(\$956,338)	\$258,000	(\$1,725)	\$610,000	\$610,000

TOWN OF PARADISE

Fiscal Year 2026/2027

**7702 - Pro Emergency Reserve**

Summary

	2025 Actual Amount	2026 Amended Budget	YTD 2026 Actual Amount	2027 Department Requested	2027 Town Council Approved
<b>Fund: 7702 Pro Emergency Reserve</b>					
<b>Revenue</b>					
040 - Investment Revenue	\$0	\$400,000	\$0	\$610,000	\$610,000
080 - Other Financing Sources	\$0	\$0	\$0	\$0	\$0
<b>Revenue Totals</b>	\$0	\$400,000	\$0	\$610,000	\$610,000
<b>Expenditures</b>					
050 - Services	\$0	\$0	\$0	\$0	\$0
080 - Capital Outlay	\$0	\$0	\$0	\$0	\$0
<b>Expenditure Totals</b>	\$0	\$0	\$0	\$0	\$0
<b>Revenue Grand Totals:</b>	\$0	\$400,000	\$0	\$610,000	\$610,000
<b>Expenditure Grand Totals:</b>	\$0	\$0	\$0	\$0	\$0
<b>Net Grand Totals:</b>	\$0	\$400,000	\$0	\$610,000	\$610,000



**Capital Improvement Projects**

**FY 2026-27**

*Paradise*  
CALIFORNIA

INC. 1979

**Town of Paradise Fiscal Year 2026/2027  
Capital Improvement & Disaster Recovery Plan**

**Project List and Total Funding By Year**

Proj No.	Project	Actuals Prior Years	Est. Actual 2025/2026	2026/2027	2027/2028	2028/2029
7212	Category 2/3 Tree Removal	\$ 1,126,107	\$ -	\$ -	\$ -	\$ -
7303	On-System Road Rehabilitation	\$ 20,893,669	\$ 18,857,155	\$ 7,575,000	\$ 1,150,000	\$ 7,523,964
7307	Neal Road Rehabilitation	\$ 154,104	\$ 3,000	\$ 3,000	\$ 3,229	\$ 1,713,290
7313	Residential Ignition Resistant Prgm	\$ 500,000	\$ 2,500,000	\$ 5,390,000	\$ -	\$ -
7315	Hazardous Fuel Reduction Prgm	\$ 2,923	\$ 550,000	\$ 1,072,948	\$ -	\$ -
7316	Defensible Space Code Enfc.	\$ 202,513	\$ 300,000	\$ 197,487	\$ -	\$ -
7325	Paradise Heat Resilience Plan	\$ -	\$ 200,000	\$ 539,680	\$ -	\$ -
7326	PPS Public Services	\$ -	\$ -	\$ 250,000	\$ 250,000	\$ -
8404	Camp Fire Hydrant Repairs	\$ 43,597	\$ 706,561	\$ -	\$ -	\$ -
8407	Off-System Road Rehabilitation	\$ 24,083,391	\$ 11,344,816	\$ 6,654,138	\$ 4,197,237	\$ -
9389	Go Paradise - Pentz Student Pathway	\$ 1,124,483	\$ 303,281	\$ 1,527,772	\$ 10,262,373	\$ 10,121,500
9390	Go Paradise - Neal Gateway Project	\$ 634,729	\$ 400,000	\$ 1,473,273	\$ 4,807,000	\$ 7,663,690
9391	Oliver Curve Pathway Phase 1 Project	\$ 309,867	\$ 2,221	\$ 137,912	\$ -	\$ -
9394	Paradise Sewer Project	\$ 11,779,789	\$ 3,152,564	\$ 7,200,000	\$ 4,200,000	\$ 32,046,959
9408	Systemic Intersection Safety Improvements	\$ 244,078	\$ 23,000	\$ 47,000	\$ -	\$ 382,466
9424	Go Paradise: Skyway Link Project	\$ 4,605	\$ 25,000	\$ 470,395	\$ 4,000,000	\$ 6,000,000
9425	Upper Skyway Widening	\$ 10,000	\$ 200,000	\$ 2,890,000	\$ 1,900,000	\$ 6,000,000
9426	Skyway/Pentz Intersection Improvements	\$ 241,324	\$ 450,000	\$ 2,533,676	\$ 1,775,000	\$ -
9427	Pentz Road Widening	\$ 557,493	\$ 700,000	\$ 1,642,507	\$ 9,525,000	\$ 8,625,000
9428	Roe Road Phase 1A	\$ -	\$ 178,000	\$ 187,000	\$ 1,165,000	\$ 2,467,000
9432	Maintenance Culvert Replacement	\$ 96,953	\$ -	\$ -	\$ -	\$ -
9434	Roe Road Phase 2	\$ -	\$ 255,000	\$ 1,000,000	\$ 3,015,000	\$ 6,230,000
9438	Private Road Identification Project	\$ -	\$ 9,904	\$ 704,049	\$ 250,000	\$ -
9439	Storm Drain Resiliency Project	\$ 59	\$ 112,260	\$ 395,645	\$ 1,119,099	\$ 4,202,831
9441	Facilities Master Plan	\$ -	\$ -	\$ 491,200	\$ 67,520	\$ -
9442	Skyway Roadway Maintenance	\$ -	\$ -	\$ 200,000	\$ -	\$ -
9443	Storm Drain Resiliency Project PH 2	\$ -	\$ -	\$ 512,011	\$ 787,540	\$ 511,277
<b>Total</b>		<b>\$ 62,009,685</b>	<b>\$ 40,272,763</b>	<b>\$ 43,094,693</b>	<b>\$ 48,473,998</b>	<b>\$ 93,487,977</b>

**Town of Paradise Fiscal Year 2026/2027  
Capital Improvement & Disaster Recovery Plan**

<b>Project Title:</b> On-System Road Rehabilitation	<b>Est. Start Date:</b> 7/1/2020	<b>Project Description</b> On-System roadway rehabilitation consisting of asphalt concrete overlays and full depth recycling, including signal modifications and ADA upgrades.
<b>CIP/DR:</b> DR	<b>Est. End Date:</b> 12/31/2030	
<b>Project No.:</b> 7303	<b>Department(s):</b> Public Works	
<b>Grant No.:</b> ER38Y0 (012) CDBG-DR 18DRINFRA – 18006-34	<b>Funding Status:</b> Secured      Reso No. 2022-12	

Project Development Costs										
Code	Project Phase / Type	Actuals Prior Years	Est. Actual 2025/2026	2026/2027	2027/2028	2028/2029	2029/2030	2030/2031	2026/Beyond	Total Costs
	Facilities Replacement / Construction	\$ -	\$ -	\$ -	\$ -	\$ -	\$ -	\$ -	\$ -	\$ -
	Equipment Replacement / Construction	\$ -	\$ -	\$ -	\$ -	\$ -	\$ -	\$ -	\$ -	\$ -
	Program Deployment	\$ -	\$ -	\$ -	\$ -	\$ -	\$ -	\$ -	\$ -	\$ -
	Alternatives Analysis / Report Preparation	\$ -	\$ -	\$ -	\$ -	\$ -	\$ -	\$ -	\$ -	\$ -
	Project Approval & Environmental Document	\$ 12,942	\$ -	\$ -	\$ -	\$ -	\$ 12,058	\$ -	\$ -	\$ 25,000
	Plans, Specifications & Estimates	\$ -	\$ -	\$ -	\$ -	\$ -	\$ -	\$ -	\$ -	\$ -
	Preliminary Engineering/ Planning	\$ 3,044,491	\$ -	\$ -	\$ -	\$ -	\$ 459,509	\$ -	\$ -	\$ 3,504,000
	Right of Way & Utility Relocation	\$ -	\$ -	\$ -	\$ -	\$ -	\$ -	\$ -	\$ -	\$ -
	Construction Engineering	\$ 2,355,721	\$ 2,550,000	\$ 1,000,000	\$ 150,000	\$ 718,479	\$ -	\$ -	\$ -	\$ 6,774,200
	Construction/ Implementation	\$ 15,480,515	\$ 16,307,155	\$ 6,575,000	\$ 1,000,000	\$ 6,805,485	\$ 53,798	\$ -	\$ -	\$ 46,221,953
	Non-Infrastructure (Education Component)	\$ -	\$ -	\$ -	\$ -	\$ -	\$ -	\$ -	\$ -	\$ -
<b>Annual Total</b>		<b>\$ 20,893,669</b>	<b>\$ 18,857,155</b>	<b>\$ 7,575,000</b>	<b>\$ 1,150,000</b>	<b>\$ 7,523,964</b>	<b>\$ 525,365</b>	<b>\$ -</b>	<b>\$ -</b>	<b>\$ 56,525,153</b>

Project Development Funding										
Code	Project Funding Source	Actuals Prior Years	Est. Actual 2025/2026	2026/2027	2027/2028	2028/2029	2029/2030	2030/2031	2026/Beyond	Total Funding
	General Fund	\$ -	\$ -	\$ -	\$ -	\$ -	\$ -	\$ -	\$ -	\$ -
	Federal Congestion Mitigation Air Quality	\$ -	\$ -	\$ -	\$ -	\$ -	\$ -	\$ -	\$ -	\$ -
2139	Federal Emergency Relief Program	\$ 15,608,074	\$ 14,018,466	\$ 5,549,688	\$ 752,500	\$ 5,624,158	\$ 165,112	\$ -	\$ -	\$ 41,717,998
	Federal Hazard Mitigation Grant Program	\$ -	\$ -	\$ -	\$ -	\$ -	\$ -	\$ -	\$ -	\$ -
	Federal Highway Safety Improvement Program	\$ -	\$ -	\$ -	\$ -	\$ -	\$ -	\$ -	\$ -	\$ -
	Federal, FEMA Public Assistance	\$ -	\$ -	\$ -	\$ -	\$ -	\$ -	\$ -	\$ -	\$ -
	CDBG-MIT	\$ -	\$ -	\$ -	\$ -	\$ -	\$ -	\$ -	\$ -	\$ -
	Federal, United States Department of Agriculture	\$ -	\$ -	\$ -	\$ -	\$ -	\$ -	\$ -	\$ -	\$ -
	Gas Tax / Streets	\$ -	\$ 7,155	\$ -	\$ -	\$ -	\$ -	\$ -	\$ -	\$ 7,155
	Local Transportation / Transit	\$ -	\$ -	\$ -	\$ -	\$ -	\$ -	\$ -	\$ -	\$ -
	Measure "C"/"V"	\$ -	\$ -	\$ -	\$ -	\$ -	\$ -	\$ -	\$ -	\$ -
	Other, Community:	\$ -	\$ -	\$ -	\$ -	\$ -	\$ -	\$ -	\$ -	\$ -
	Other, Federal:	\$ -	\$ -	\$ -	\$ -	\$ -	\$ -	\$ -	\$ -	\$ -
	Other, State:	\$ -	\$ -	\$ -	\$ -	\$ -	\$ -	\$ -	\$ -	\$ -
	State Active Transportation Program	\$ -	\$ -	\$ -	\$ -	\$ -	\$ -	\$ -	\$ -	\$ -
	State Water Board Financial Assistance	\$ -	\$ -	\$ -	\$ -	\$ -	\$ -	\$ -	\$ -	\$ -
2301	CDBG-DR	\$ 5,146,495	\$ 4,610,725	\$ 1,825,313	\$ 247,500	\$ 1,849,806	\$ 120,162	\$ -	\$ -	\$ 13,800,000
2551	Utility Reimbursements	\$ 139,100	\$ 220,809	\$ 200,000	\$ 150,000	\$ 50,000	\$ 240,091	\$ -	\$ -	\$ 1,000,000
	Insurance	\$ -	\$ -	\$ -	\$ -	\$ -	\$ -	\$ -	\$ -	\$ -
	Program Participant	\$ -	\$ -	\$ -	\$ -	\$ -	\$ -	\$ -	\$ -	\$ -
	Unfunded	\$ -	\$ -	\$ -	\$ -	\$ -	\$ -	\$ -	\$ -	\$ -
<b>Annual Total</b>		<b>\$ 20,893,669</b>	<b>\$ 18,857,155</b>	<b>\$ 7,575,000</b>	<b>\$ 1,150,000</b>	<b>\$ 7,523,964</b>	<b>\$ 525,365</b>	<b>\$ -</b>	<b>\$ -</b>	<b>\$ 56,525,153</b>

**Town of Paradise Fiscal Year 2026/2027  
Capital Improvement & Disaster Recovery Plan**

<b>Project Title:</b> Neal Road Rehabilitation	<b>Est. Start Date:</b> 7/1/2020	<b>Project Description</b> On-System roadway rehabilitation along 1.63 miles of Neal Road from Wayland Road to Skyway consisting of 2-inch grind and 3-inch asphalt concrete (AC) overlay of the entire roadway section with digout areas of 3-inch AC and 4-inch aggregate base for sections with severe rutting and damage.
<b>CIP/DR:</b> DR	<b>Est. End Date:</b> 12/31/2029	
<b>Project No.:</b> 7307	<b>Department(s):</b> Public Works	
<b>Grant No.:</b> ER38Y0 (025)	<b>Funding Status:</b> Secured	
<b>Grant No.:</b> CDBG-DR 18DRINFRA – 18006	<b>Reso No.</b> 2022-12	

Project Development Costs										
Code	Project Phase / Type	Actuals Prior Years	Est. Actual 2025/2026	2026/2027	2027/2028	2028/2029	2029/2030	2030/2031	2026/Beyond	Total Costs
	Facilities Replacement / Construction	\$ -	\$ -	\$ -	\$ -	\$ -	\$ -	\$ -	\$ -	\$ -
	Equipment Replacement / Construction	\$ -	\$ -	\$ -	\$ -	\$ -	\$ -	\$ -	\$ -	\$ -
	Program Deployment	\$ -	\$ -	\$ -	\$ -	\$ -	\$ -	\$ -	\$ -	\$ -
	Alternatives Analysis / Report Preparation	\$ -	\$ -	\$ -	\$ -	\$ -	\$ -	\$ -	\$ -	\$ -
	Project Approval & Environmental Document Plans, Specifications & Estimates	\$ 6,756	\$ -	\$ -	\$ -	\$ 14,667	\$ -	\$ -	\$ -	\$ 21,423
	Preliminary Engineering/ Planning	\$ 142,107	\$ -	\$ -	\$ -	\$ 893	\$ -	\$ -	\$ -	\$ 143,000
	Right of Way & Utility Relocation	\$ -	\$ -	\$ -	\$ -	\$ -	\$ -	\$ -	\$ -	\$ -
	Construction Engineering	\$ 5,241	\$ 3,000	\$ 3,000	\$ 3,229	\$ 128,530	\$ -	\$ -	\$ -	\$ 143,000
	Construction/ Implementation	\$ -	\$ -	\$ -	\$ -	\$ 1,569,200	\$ -	\$ -	\$ -	\$ 1,569,200
	Non-Infrastructure (Education Component)	\$ -	\$ -	\$ -	\$ -	\$ -	\$ -	\$ -	\$ -	\$ -
	<b>Annual Total</b>	<b>\$ 154,104</b>	<b>\$ 3,000</b>	<b>\$ 3,000</b>	<b>\$ 3,229</b>	<b>\$ 1,713,290</b>	<b>\$ -</b>	<b>\$ -</b>	<b>\$ -</b>	<b>\$ 1,876,623</b>

Project Development Funding										
Code	Project Funding Source	Actuals Prior Years	Est. Actual 2025/2026	2026/2027	2027/2028	2028/2029	2029/2030	2030/2031	2026/Beyond	Total Funding
	General Fund	\$ -	\$ -	\$ -	\$ -	\$ -	\$ -	\$ -	\$ -	\$ -
	Federal Congestion Mitigation Air Quality	\$ -	\$ -	\$ -	\$ -	\$ -	\$ -	\$ -	\$ -	\$ -
2139	Federal Emergency Relief Program	\$ 115,963	\$ 2,258	\$ 2,258	\$ 2,430	\$ 1,166,125	\$ -	\$ -	\$ -	\$ 1,289,033
	Federal Hazard Mitigation Grant Program	\$ -	\$ -	\$ -	\$ -	\$ -	\$ -	\$ -	\$ -	\$ -
	Federal Highway Safety Improvement Program	\$ -	\$ -	\$ -	\$ -	\$ -	\$ -	\$ -	\$ -	\$ -
	Federal, FEMA Public Assistance	\$ -	\$ -	\$ -	\$ -	\$ -	\$ -	\$ -	\$ -	\$ -
	CDBG-MIT	\$ -	\$ -	\$ -	\$ -	\$ -	\$ -	\$ -	\$ -	\$ -
	Federal, United States Department of Agriculture	\$ -	\$ -	\$ -	\$ -	\$ -	\$ -	\$ -	\$ -	\$ -
	Gas Tax / Streets	\$ -	\$ -	\$ -	\$ -	\$ -	\$ -	\$ -	\$ -	\$ -
2110	Local Transportation / Transit Measure "C"/"V"	\$ -	\$ -	\$ -	\$ -	\$ -	\$ -	\$ -	\$ -	\$ -
	Other, Community:	\$ -	\$ -	\$ -	\$ -	\$ -	\$ -	\$ -	\$ -	\$ -
	Other, Federal:	\$ -	\$ -	\$ -	\$ -	\$ -	\$ -	\$ -	\$ -	\$ -
	Other, State:	\$ -	\$ -	\$ -	\$ -	\$ -	\$ -	\$ -	\$ -	\$ -
	State Active Transportation Program	\$ -	\$ -	\$ -	\$ -	\$ -	\$ -	\$ -	\$ -	\$ -
	State Water Board Financial Assistance	\$ -	\$ -	\$ -	\$ -	\$ -	\$ -	\$ -	\$ -	\$ -
2301	CDBG-DR	\$ 38,141	\$ 743	\$ 743	\$ 799	\$ 508,765	\$ -	\$ -	\$ -	\$ 549,190
2551	Utility Reimbursements	\$ -	\$ -	\$ -	\$ -	\$ 38,400	\$ -	\$ -	\$ -	\$ 38,400
	Insurance	\$ -	\$ -	\$ -	\$ -	\$ -	\$ -	\$ -	\$ -	\$ -
	Program Participant	\$ -	\$ -	\$ -	\$ -	\$ -	\$ -	\$ -	\$ -	\$ -
	Unfunded	\$ -	\$ -	\$ -	\$ -	\$ -	\$ -	\$ -	\$ -	\$ -
	<b>Annual Total</b>	<b>\$ 154,104</b>	<b>\$ 3,000</b>	<b>\$ 3,000</b>	<b>\$ 3,229</b>	<b>\$ 1,713,290</b>	<b>\$ -</b>	<b>\$ -</b>	<b>\$ -</b>	<b>\$ 1,876,623</b>

**Town of Paradise Fiscal Year 2026/2027  
Capital Improvement & Disaster Recovery Plan**

**Project Title:** Residential Ignition Resistant Prgm  
**CIP/DR:** DR  
**Project No.:** 7313  
**Grant No.:** FEMA DR-4407-CA-189

**Est. Start Date:** 4/1/2021  
**Est. End Date:** 12/31/2026  
**Department(s):** Disaster Recovery/Housing  
**Funding Status:** Phase 1 Secured/Phase 2 Pending

**Project Description**  
 The Program design is intended to assist homeowners in bringing their homes up to the current Wildland-Urban Interface Fire Area standard.

**Project Development Costs**

Code	Project Phase / Type	Actuals Prior Years	Est. Actual 2025/2026	2026/2027	2027/2028	2028/2029	2029/2030	2030/2031	2026/Beyond	Total Costs
	Facilities Replacement / Construction	\$ -	\$ -	\$ -	\$ -	\$ -	\$ -	\$ -	\$ -	\$ -
	Equipment Replacement / Construction	\$ -	\$ -	\$ -	\$ -	\$ -	\$ -	\$ -	\$ -	\$ -
	Program Deployment	\$ 500,000	\$ 2,500,000	\$ 5,390,000	\$ -	\$ -	\$ -	\$ -	\$ -	\$ 8,390,000
	Alternatives Analysis / Report Preparation	\$ -	\$ -	\$ -	\$ -	\$ -	\$ -	\$ -	\$ -	\$ -
	Project Approval & Environmental Document	\$ -	\$ -	\$ -	\$ -	\$ -	\$ -	\$ -	\$ -	\$ -
	Plans, Specifications & Estimates	\$ -	\$ -	\$ -	\$ -	\$ -	\$ -	\$ -	\$ -	\$ -
	Preliminary Engineering/ Planning	\$ -	\$ -	\$ -	\$ -	\$ -	\$ -	\$ -	\$ -	\$ -
	Right of Way & Utility Relocation	\$ -	\$ -	\$ -	\$ -	\$ -	\$ -	\$ -	\$ -	\$ -
	Construction Engineering	\$ -	\$ -	\$ -	\$ -	\$ -	\$ -	\$ -	\$ -	\$ -
	Construction/ Implementation	\$ -	\$ -	\$ -	\$ -	\$ -	\$ -	\$ -	\$ -	\$ -
	Non-Infrastructure (Education Component)	\$ -	\$ -	\$ -	\$ -	\$ -	\$ -	\$ -	\$ -	\$ -
<b>Annual Total</b>		<b>\$ 500,000</b>	<b>\$ 2,500,000</b>	<b>\$ 5,390,000</b>	<b>\$ -</b>	<b>\$ -</b>	<b>\$ -</b>	<b>\$ -</b>	<b>\$ -</b>	<b>\$ 8,390,000</b>

**Project Development Funding**

Code	Project Funding Source	Actuals Prior Years	Est. Actual 2025/2026	2026/2027	2027/2028	2028/2029	2029/2030	2030/2031	2026/Beyond	Total Funding
	General Fund	\$ -	\$ -	\$ -	\$ -	\$ -	\$ -	\$ -	\$ -	\$ -
	Federal Congestion Mitigation Air Quality	\$ -	\$ -	\$ -	\$ -	\$ -	\$ -	\$ -	\$ -	\$ -
	Federal Emergency Relief Program	\$ -	\$ -	\$ -	\$ -	\$ -	\$ -	\$ -	\$ -	\$ -
2136	Federal Hazard Mitigation Grant Program	\$ 375,000	\$ 1,875,000	\$ 4,042,500	\$ -	\$ -	\$ -	\$ -	\$ -	\$ 6,292,500
	Federal Highway Safety Improvement Program	\$ -	\$ -	\$ -	\$ -	\$ -	\$ -	\$ -	\$ -	\$ -
	Federal, FEMA Public Assistance	\$ -	\$ -	\$ -	\$ -	\$ -	\$ -	\$ -	\$ -	\$ -
	CDBG-MIT	\$ -	\$ -	\$ -	\$ -	\$ -	\$ -	\$ -	\$ -	\$ -
	Federal, United States Department of Agriculture	\$ -	\$ -	\$ -	\$ -	\$ -	\$ -	\$ -	\$ -	\$ -
	Gas Tax / Streets	\$ -	\$ -	\$ -	\$ -	\$ -	\$ -	\$ -	\$ -	\$ -
	Local Transportation / Transit	\$ -	\$ -	\$ -	\$ -	\$ -	\$ -	\$ -	\$ -	\$ -
	Measure "C"/"V"	\$ -	\$ -	\$ -	\$ -	\$ -	\$ -	\$ -	\$ -	\$ -
	Other, Community:	\$ -	\$ -	\$ -	\$ -	\$ -	\$ -	\$ -	\$ -	\$ -
	Other, Federal:	\$ -	\$ -	\$ -	\$ -	\$ -	\$ -	\$ -	\$ -	\$ -
	Other, State:	\$ -	\$ -	\$ -	\$ -	\$ -	\$ -	\$ -	\$ -	\$ -
	State Active Transportation Program	\$ -	\$ -	\$ -	\$ -	\$ -	\$ -	\$ -	\$ -	\$ -
	State Water Board Financial Assistance	\$ -	\$ -	\$ -	\$ -	\$ -	\$ -	\$ -	\$ -	\$ -
	CDBG-DR	\$ -	\$ -	\$ -	\$ -	\$ -	\$ -	\$ -	\$ -	\$ -
	Utility Reimbursements	\$ -	\$ -	\$ -	\$ -	\$ -	\$ -	\$ -	\$ -	\$ -
	Insurance	\$ -	\$ -	\$ -	\$ -	\$ -	\$ -	\$ -	\$ -	\$ -
	Program Participant	\$ 125,000	\$ 625,000	\$ 1,347,500	\$ -	\$ -	\$ -	\$ -	\$ -	\$ 2,097,500
	Unfunded	\$ -	\$ -	\$ -	\$ -	\$ -	\$ -	\$ -	\$ -	\$ -
<b>Annual Total</b>		<b>\$ 500,000</b>	<b>\$ 2,500,000</b>	<b>\$ 5,390,000</b>	<b>\$ -</b>	<b>\$ -</b>	<b>\$ -</b>	<b>\$ -</b>	<b>\$ -</b>	<b>\$ 8,390,000</b>

**Town of Paradise Fiscal Year 2026/2027  
Capital Improvement & Disaster Recovery Plan**

<b>Project Title:</b> Hazardous Fuel Reduction Prgm <b>CIP/DR:</b> DR <b>Project No.:</b> 7315 <b>Grant No.:</b> FEMA DR-4407-CA-255 CDBG-DR 18DRINFRA – 18006	<b>Est. Start Date:</b> 4/1/2022 <b>Est. End Date:</b> 6/30/2026 <b>Department(s):</b> Disaster Recovery <b>Funding Status:</b> Secured      Reso No. 2022-12	<table border="1" style="width: 100%; border-collapse: collapse;"> <tr> <th style="text-align: center;">Project Description</th> </tr> <tr> <td style="padding: 5px;">The Town will need to use a combination of mechanical measures and chemical techniques for the clearing of hazardous fuels along public right of ways.</td> </tr> </table>	Project Description	The Town will need to use a combination of mechanical measures and chemical techniques for the clearing of hazardous fuels along public right of ways.
Project Description				
The Town will need to use a combination of mechanical measures and chemical techniques for the clearing of hazardous fuels along public right of ways.				

Project Development Costs										
Code	Project Phase / Type	Actuals Prior Years	Est. Actual 2025/2026	2026/2027	2027/2028	2028/2029	2029/2030	2030/2031	2026/Beyond	Total Costs
	Facilities Replacement / Construction	\$ -	\$ -	\$ -	\$ -	\$ -	\$ -	\$ -	\$ -	\$ -
	Equipment Replacement / Construction	\$ -	\$ -	\$ -	\$ -	\$ -	\$ -	\$ -	\$ -	\$ -
	Program Deployment	\$ 2,923	\$ 550,000	\$ 1,072,948	\$ -	\$ -	\$ -	\$ -	\$ -	\$ 1,625,871
	Alternatives Analysis / Report Preparation	\$ -	\$ -	\$ -	\$ -	\$ -	\$ -	\$ -	\$ -	\$ -
	Project Approval & Environmental Document	\$ -	\$ -	\$ -	\$ -	\$ -	\$ -	\$ -	\$ -	\$ -
	Plans, Specifications & Estimates	\$ -	\$ -	\$ -	\$ -	\$ -	\$ -	\$ -	\$ -	\$ -
	Preliminary Engineering/ Planning	\$ -	\$ -	\$ -	\$ -	\$ -	\$ -	\$ -	\$ -	\$ -
	Right of Way & Utility Relocation	\$ -	\$ -	\$ -	\$ -	\$ -	\$ -	\$ -	\$ -	\$ -
	Construction Engineering	\$ -	\$ -	\$ -	\$ -	\$ -	\$ -	\$ -	\$ -	\$ -
	Construction/ Implementation	\$ -	\$ -	\$ -	\$ -	\$ -	\$ -	\$ -	\$ -	\$ -
	Non-Infrastructure (Education Component)	\$ -	\$ -	\$ -	\$ -	\$ -	\$ -	\$ -	\$ -	\$ -
<b>Annual Total</b>		<b>\$ 2,923</b>	<b>\$ 550,000</b>	<b>\$ 1,072,948</b>	<b>\$ -</b>	<b>\$ -</b>	<b>\$ -</b>	<b>\$ -</b>	<b>\$ -</b>	<b>\$ 1,625,871</b>

Project Development Funding										
Code	Project Funding Source	Actuals Prior Years	Est. Actual 2025/2026	2026/2027	2027/2028	2028/2029	2029/2030	2030/2031	2026/Beyond	Total Funding
	General Fund	\$ -	\$ -	\$ -	\$ -	\$ -	\$ -	\$ -	\$ -	\$ -
	Federal Congestion Mitigation Air Quality	\$ -	\$ -	\$ -	\$ -	\$ -	\$ -	\$ -	\$ -	\$ -
	Federal Emergency Relief Program	\$ -	\$ -	\$ -	\$ -	\$ -	\$ -	\$ -	\$ -	\$ -
2136	Federal Hazard Mitigation Grant Program	\$ 2,192	\$ 412,500	\$ 804,711	\$ -	\$ -	\$ -	\$ -	\$ -	\$ 1,219,403
	Federal Highway Safety Improvement Program	\$ -	\$ -	\$ -	\$ -	\$ -	\$ -	\$ -	\$ -	\$ -
	Federal, FEMA Public Assistance	\$ -	\$ -	\$ -	\$ -	\$ -	\$ -	\$ -	\$ -	\$ -
	CDBG-MIT	\$ -	\$ -	\$ -	\$ -	\$ -	\$ -	\$ -	\$ -	\$ -
	Federal, United States Department of Agriculture	\$ -	\$ -	\$ -	\$ -	\$ -	\$ -	\$ -	\$ -	\$ -
	Gas Tax / Streets	\$ -	\$ -	\$ -	\$ -	\$ -	\$ -	\$ -	\$ -	\$ -
	Local Transportation / Transit	\$ -	\$ -	\$ -	\$ -	\$ -	\$ -	\$ -	\$ -	\$ -
	Measure "C"/"V"	\$ -	\$ -	\$ -	\$ -	\$ -	\$ -	\$ -	\$ -	\$ -
	Other, Community:	\$ -	\$ -	\$ -	\$ -	\$ -	\$ -	\$ -	\$ -	\$ -
	Other, Federal:	\$ -	\$ -	\$ -	\$ -	\$ -	\$ -	\$ -	\$ -	\$ -
	Other, State:	\$ -	\$ -	\$ -	\$ -	\$ -	\$ -	\$ -	\$ -	\$ -
	State Active Transportation Program	\$ -	\$ -	\$ -	\$ -	\$ -	\$ -	\$ -	\$ -	\$ -
	State Water Board Financial Assistance	\$ -	\$ -	\$ -	\$ -	\$ -	\$ -	\$ -	\$ -	\$ -
2301	CDBG-DR	\$ 731	\$ 137,500	\$ 268,237	\$ -	\$ -	\$ -	\$ -	\$ -	\$ 406,468
	Utility Reimbursements	\$ -	\$ -	\$ -	\$ -	\$ -	\$ -	\$ -	\$ -	\$ -
	Insurance	\$ -	\$ -	\$ -	\$ -	\$ -	\$ -	\$ -	\$ -	\$ -
	Program Participant	\$ -	\$ -	\$ -	\$ -	\$ -	\$ -	\$ -	\$ -	\$ -
	Unfunded	\$ -	\$ -	\$ -	\$ -	\$ -	\$ -	\$ -	\$ -	\$ -
<b>Annual Total</b>		<b>\$ 2,923</b>	<b>\$ 550,000</b>	<b>\$ 1,072,948</b>	<b>\$ -</b>	<b>\$ -</b>	<b>\$ -</b>	<b>\$ -</b>	<b>\$ -</b>	<b>\$ 1,625,871</b>

**Town of Paradise Fiscal Year 2026/2027  
Capital Improvement & Disaster Recovery Plan**

<b>Project Title:</b> Defensible Space Code Enfc.	<b>Est. Start Date:</b> 1/1/2023	<b>Project Description</b> Funding to assist in hiring of additional Code Enforcement Officers who will be inspecting public, commercial, and private properties throughout the Town for hazardous fuels.
<b>CIP/DR:</b> DR	<b>Est. End Date:</b> 6/30/2027	
<b>Project No.:</b> 7316	<b>Department(s):</b> Disaster Recovery	
<b>Grant No.:</b> FEMA DR-4407-CA-511	<b>Funding Status:</b> Secured	

Project Development Costs										
Code	Project Phase / Type	Actuals Prior Years	Est. Actual 2025/2026	2026/2027	2027/2028	2028/2029	2029/2030	2030/2031	2026/Beyond	Total Costs
	Facilities Replacement / Construction	\$ -	\$ -	\$ -	\$ -	\$ -	\$ -	\$ -	\$ -	\$ -
	Equipment Replacement / Construction	\$ -	\$ -	\$ -	\$ -	\$ -	\$ -	\$ -	\$ -	\$ -
	Program Deployment	\$ 202,513	\$ 300,000	\$ 197,487	\$ -	\$ -	\$ -	\$ -	\$ -	\$ 700,000
	Alternatives Analysis / Report Preparation	\$ -	\$ -	\$ -	\$ -	\$ -	\$ -	\$ -	\$ -	\$ -
	Project Approval & Environmental Document	\$ -	\$ -	\$ -	\$ -	\$ -	\$ -	\$ -	\$ -	\$ -
	Plans, Specifications & Estimates	\$ -	\$ -	\$ -	\$ -	\$ -	\$ -	\$ -	\$ -	\$ -
	Preliminary Engineering/ Planning	\$ -	\$ -	\$ -	\$ -	\$ -	\$ -	\$ -	\$ -	\$ -
	Right of Way & Utility Relocation	\$ -	\$ -	\$ -	\$ -	\$ -	\$ -	\$ -	\$ -	\$ -
	Construction Engineering	\$ -	\$ -	\$ -	\$ -	\$ -	\$ -	\$ -	\$ -	\$ -
	Construction/ Implementation	\$ -	\$ -	\$ -	\$ -	\$ -	\$ -	\$ -	\$ -	\$ -
	Non-Infrastructure (Education Component)	\$ -	\$ -	\$ -	\$ -	\$ -	\$ -	\$ -	\$ -	\$ -
<b>Annual Total</b>		<b>\$ 202,513</b>	<b>\$ 300,000</b>	<b>\$ 197,487</b>	<b>\$ -</b>	<b>\$ -</b>	<b>\$ -</b>	<b>\$ -</b>	<b>\$ -</b>	<b>\$ 700,000</b>

Project Development Funding										
Code	Project Funding Source	Actuals Prior Years	Est. Actual 2025/2026	2026/2027	2027/2028	2028/2029	2029/2030	2030/2031	2026/Beyond	Total Funding
	General Fund	\$ 50,628	\$ 75,000	\$ 49,372	\$ -	\$ -	\$ -	\$ -	\$ -	\$ 175,000
	Federal Congestion Mitigation Air Quality	\$ -	\$ -	\$ -	\$ -	\$ -	\$ -	\$ -	\$ -	\$ -
	Federal Emergency Relief Program	\$ -	\$ -	\$ -	\$ -	\$ -	\$ -	\$ -	\$ -	\$ -
2136	Federal Hazard Mitigation Grant Program	\$ 151,885	\$ 225,000	\$ 148,115	\$ -	\$ -	\$ -	\$ -	\$ -	\$ 525,000
	Federal Highway Safety Improvement Program	\$ -	\$ -	\$ -	\$ -	\$ -	\$ -	\$ -	\$ -	\$ -
	Federal, FEMA Public Assistance	\$ -	\$ -	\$ -	\$ -	\$ -	\$ -	\$ -	\$ -	\$ -
	CDBG-MIT	\$ -	\$ -	\$ -	\$ -	\$ -	\$ -	\$ -	\$ -	\$ -
	Federal, United States Department of Agriculture	\$ -	\$ -	\$ -	\$ -	\$ -	\$ -	\$ -	\$ -	\$ -
	Gas Tax / Streets	\$ -	\$ -	\$ -	\$ -	\$ -	\$ -	\$ -	\$ -	\$ -
	Local Transportation / Transit	\$ -	\$ -	\$ -	\$ -	\$ -	\$ -	\$ -	\$ -	\$ -
	Measure "C"/"V"	\$ -	\$ -	\$ -	\$ -	\$ -	\$ -	\$ -	\$ -	\$ -
	Other, Community:	\$ -	\$ -	\$ -	\$ -	\$ -	\$ -	\$ -	\$ -	\$ -
	Other, Federal:	\$ -	\$ -	\$ -	\$ -	\$ -	\$ -	\$ -	\$ -	\$ -
	Other, State:	\$ -	\$ -	\$ -	\$ -	\$ -	\$ -	\$ -	\$ -	\$ -
	State Active Transportation Program	\$ -	\$ -	\$ -	\$ -	\$ -	\$ -	\$ -	\$ -	\$ -
	State Water Board Financial Assistance	\$ -	\$ -	\$ -	\$ -	\$ -	\$ -	\$ -	\$ -	\$ -
2301	CDBG-DR	\$ -	\$ -	\$ -	\$ -	\$ -	\$ -	\$ -	\$ -	\$ -
	Utility Reimbursements	\$ -	\$ -	\$ -	\$ -	\$ -	\$ -	\$ -	\$ -	\$ -
	Insurance	\$ -	\$ -	\$ -	\$ -	\$ -	\$ -	\$ -	\$ -	\$ -
	Program Participant	\$ -	\$ -	\$ -	\$ -	\$ -	\$ -	\$ -	\$ -	\$ -
	Unfunded	\$ -	\$ -	\$ -	\$ -	\$ -	\$ -	\$ -	\$ -	\$ -
<b>Annual Total</b>		<b>\$ 202,513</b>	<b>\$ 300,000</b>	<b>\$ 197,487</b>	<b>\$ -</b>	<b>\$ -</b>	<b>\$ -</b>	<b>\$ -</b>	<b>\$ -</b>	<b>\$ 700,000</b>

**Town of Paradise Fiscal Year 2026/2027  
Capital Improvement & Disaster Recovery Plan**

<b>Project Title:</b> Paradise Heat Resilience Plan	<b>Est. Start Date:</b> 5/30/2025	<b>Project Description</b> This project will develop a comprehensive, community-wide plan that will help mitigate the effects of the extreme heat episodes that are forecast to become more frequent and provide long-term resilience for Paradise. Measures taken as a result of the plan will provide residents with enhanced safety, health, and comfort features that will add to its appeal as a desirable place to live. The plan will address solutions to the community's heat vulnerability including increased resilience for the Built Environment, and Nature-Based Solutions.
<b>CIP/DR:</b> DR	<b>Est. End Date:</b> 12/31/2027	
<b>Project No.:</b> 7325	<b>Department(s):</b> Disaster Recovery	
<b>Grant No.:</b> SPPD24158	<b>Funding Status:</b> Secured	

Project Development Costs										
Code	Project Phase / Type	Actuals Prior Years	Est. Actual 2025/2026	2026/2027	2027/2028	2028/2029	2029/2030	2030/2031	2026/Beyond	Total Costs
	Facilities Replacement / Construction	\$ -	\$ -	\$ -	\$ -	\$ -	\$ -	\$ -	\$ -	\$ -
	Equipment Replacement / Construction	\$ -	\$ -	\$ -	\$ -	\$ -	\$ -	\$ -	\$ -	\$ -
	Program Deployment	\$ -	\$ 200,000	\$ 539,680	\$ -	\$ -	\$ -	\$ -	\$ -	\$ 739,680
	Alternatives Analysis / Report Preparation	\$ -	\$ -	\$ -	\$ -	\$ -	\$ -	\$ -	\$ -	\$ -
	Project Approval & Environmental Document	\$ -	\$ -	\$ -	\$ -	\$ -	\$ -	\$ -	\$ -	\$ -
	Plans, Specifications & Estimates	\$ -	\$ -	\$ -	\$ -	\$ -	\$ -	\$ -	\$ -	\$ -
	Preliminary Engineering/ Planning	\$ -	\$ -	\$ -	\$ -	\$ -	\$ -	\$ -	\$ -	\$ -
	Right of Way & Utility Relocation	\$ -	\$ -	\$ -	\$ -	\$ -	\$ -	\$ -	\$ -	\$ -
	Construction Engineering	\$ -	\$ -	\$ -	\$ -	\$ -	\$ -	\$ -	\$ -	\$ -
	Construction/ Implementation	\$ -	\$ -	\$ -	\$ -	\$ -	\$ -	\$ -	\$ -	\$ -
	Non-Infrastructure (Education Component)	\$ -	\$ -	\$ -	\$ -	\$ -	\$ -	\$ -	\$ -	\$ -
<b>Annual Total</b>		<b>\$ -</b>	<b>\$ 200,000</b>	<b>\$ 539,680</b>	<b>\$ -</b>	<b>\$ -</b>	<b>\$ -</b>	<b>\$ -</b>	<b>\$ -</b>	<b>\$ 739,680</b>

Project Development Funding										
Code	Project Funding Source	Actuals Prior Years	Est. Actual 2025/2026	2026/2027	2027/2028	2028/2029	2029/2030	2030/2031	2026/Beyond	Total Funding
	General Fund	\$ -	\$ -	\$ -	\$ -	\$ -	\$ -	\$ -	\$ -	\$ -
	Federal Congestion Mitigation Air Quality	\$ -	\$ -	\$ -	\$ -	\$ -	\$ -	\$ -	\$ -	\$ -
	Federal Emergency Relief Program	\$ -	\$ -	\$ -	\$ -	\$ -	\$ -	\$ -	\$ -	\$ -
	Federal Hazard Mitigation Grant Program	\$ -	\$ -	\$ -	\$ -	\$ -	\$ -	\$ -	\$ -	\$ -
	Federal Highway Safety Improvement Program	\$ -	\$ -	\$ -	\$ -	\$ -	\$ -	\$ -	\$ -	\$ -
	Federal, FEMA Public Assistance	\$ -	\$ -	\$ -	\$ -	\$ -	\$ -	\$ -	\$ -	\$ -
	CDBG-MIT	\$ -	\$ -	\$ -	\$ -	\$ -	\$ -	\$ -	\$ -	\$ -
	Federal, United States Department of Agriculture	\$ -	\$ -	\$ -	\$ -	\$ -	\$ -	\$ -	\$ -	\$ -
	Gas Tax / Streets	\$ -	\$ -	\$ -	\$ -	\$ -	\$ -	\$ -	\$ -	\$ -
	Local Transportation / Transit	\$ -	\$ -	\$ -	\$ -	\$ -	\$ -	\$ -	\$ -	\$ -
	Measure "C"/"V"	\$ -	\$ -	\$ -	\$ -	\$ -	\$ -	\$ -	\$ -	\$ -
	Other, Community:	\$ -	\$ -	\$ -	\$ -	\$ -	\$ -	\$ -	\$ -	\$ -
	Other, Federal:	\$ -	\$ -	\$ -	\$ -	\$ -	\$ -	\$ -	\$ -	\$ -
	Other, State:	\$ -	\$ 200,000	\$ 539,680	\$ -	\$ -	\$ -	\$ -	\$ -	\$ 739,680
	State Active Transportation Program	\$ -	\$ -	\$ -	\$ -	\$ -	\$ -	\$ -	\$ -	\$ -
	State Water Board Financial Assistance	\$ -	\$ -	\$ -	\$ -	\$ -	\$ -	\$ -	\$ -	\$ -
2301	CDBG-DR	\$ -	\$ -	\$ -	\$ -	\$ -	\$ -	\$ -	\$ -	\$ -
	Utility Reimbursements	\$ -	\$ -	\$ -	\$ -	\$ -	\$ -	\$ -	\$ -	\$ -
	Insurance	\$ -	\$ -	\$ -	\$ -	\$ -	\$ -	\$ -	\$ -	\$ -
	Program Participant	\$ -	\$ -	\$ -	\$ -	\$ -	\$ -	\$ -	\$ -	\$ -
	Unfunded	\$ -	\$ -	\$ -	\$ -	\$ -	\$ -	\$ -	\$ -	\$ -
<b>Annual Total</b>		<b>\$ -</b>	<b>\$ 200,000</b>	<b>\$ 539,680</b>	<b>\$ -</b>	<b>\$ -</b>	<b>\$ -</b>	<b>\$ -</b>	<b>\$ -</b>	<b>\$ 739,680</b>

**Town of Paradise Fiscal Year 2026/2027  
Capital Improvement & Disaster Recovery Plan**

<b>Project Title:</b> PPS Public Services	<b>Est. Start Date:</b> 10/8/2025	<b>Project Description</b> Through this project, the Town will empower eligible entities, including non-profit organizations (NPOs), to propose and implement mitigation projects that target specific vulnerabilities and risks within the community.
<b>CIP/DR:</b> DR	<b>Est. End Date:</b> 10/30/2028	
<b>Project No.:</b> 7326	<b>Department(s):</b> Disaster Recovery	
<b>Grant No.:</b> CDBG 18-MITPPS-23014	<b>Funding Status:</b> Secured	

Project Development Costs										
Code	Project Phase / Type	Actuals Prior Years	Est. Actual 2025/2026	2026/2027	2027/2028	2028/2029	2029/2030	2030/2031	2026/Beyond	Total Costs
	Facilities Replacement / Construction	\$ -	\$ -	\$ -	\$ -	\$ -	\$ -	\$ -	\$ -	\$ -
	Equipment Replacement / Construction	\$ -	\$ -	\$ -	\$ -	\$ -	\$ -	\$ -	\$ -	\$ -
	Program Deployment	\$ -	\$ -	\$ 250,000	\$ 250,000	\$ -	\$ -	\$ -	\$ -	\$ 500,000
	Alternatives Analysis / Report Preparation	\$ -	\$ -	\$ -	\$ -	\$ -	\$ -	\$ -	\$ -	\$ -
	Project Approval & Environmental Document	\$ -	\$ -	\$ -	\$ -	\$ -	\$ -	\$ -	\$ -	\$ -
	Plans, Specifications & Estimates	\$ -	\$ -	\$ -	\$ -	\$ -	\$ -	\$ -	\$ -	\$ -
	Preliminary Engineering/ Planning	\$ -	\$ -	\$ -	\$ -	\$ -	\$ -	\$ -	\$ -	\$ -
	Right of Way & Utility Relocation	\$ -	\$ -	\$ -	\$ -	\$ -	\$ -	\$ -	\$ -	\$ -
	Construction Engineering	\$ -	\$ -	\$ -	\$ -	\$ -	\$ -	\$ -	\$ -	\$ -
	Construction/ Implementation	\$ -	\$ -	\$ -	\$ -	\$ -	\$ -	\$ -	\$ -	\$ -
	Non-Infrastructure (Education Component)	\$ -	\$ -	\$ -	\$ -	\$ -	\$ -	\$ -	\$ -	\$ -
<b>Annual Total</b>		<b>\$ -</b>	<b>\$ -</b>	<b>\$ 250,000</b>	<b>\$ 250,000</b>	<b>\$ -</b>	<b>\$ -</b>	<b>\$ -</b>	<b>\$ -</b>	<b>\$ 500,000</b>

Project Development Funding										
Code	Project Funding Source	Actuals Prior Years	Est. Actual 2025/2026	2026/2027	2027/2028	2028/2029	2029/2030	2030/2031	2026/Beyond	Total Funding
	General Fund	\$ -	\$ -	\$ -	\$ -	\$ -	\$ -	\$ -	\$ -	\$ -
	Federal Congestion Mitigation Air Quality	\$ -	\$ -	\$ -	\$ -	\$ -	\$ -	\$ -	\$ -	\$ -
	Federal Emergency Relief Program	\$ -	\$ -	\$ -	\$ -	\$ -	\$ -	\$ -	\$ -	\$ -
2136	Federal Hazard Mitigation Grant Program	\$ -	\$ -	\$ -	\$ -	\$ -	\$ -	\$ -	\$ -	\$ -
	Federal Highway Safety Improvement Program	\$ -	\$ -	\$ -	\$ -	\$ -	\$ -	\$ -	\$ -	\$ -
	Federal, FEMA Public Assistance	\$ -	\$ -	\$ -	\$ -	\$ -	\$ -	\$ -	\$ -	\$ -
	CDBG-MIT	\$ -	\$ -	\$ 250,000	\$ 250,000	\$ -	\$ -	\$ -	\$ -	\$ 500,000
	Federal, United States Department of Agriculture	\$ -	\$ -	\$ -	\$ -	\$ -	\$ -	\$ -	\$ -	\$ -
	Gas Tax / Streets	\$ -	\$ -	\$ -	\$ -	\$ -	\$ -	\$ -	\$ -	\$ -
	Local Transportation / Transit	\$ -	\$ -	\$ -	\$ -	\$ -	\$ -	\$ -	\$ -	\$ -
	Measure "C"/"V"	\$ -	\$ -	\$ -	\$ -	\$ -	\$ -	\$ -	\$ -	\$ -
	Other, Community:	\$ -	\$ -	\$ -	\$ -	\$ -	\$ -	\$ -	\$ -	\$ -
	Other, Federal:	\$ -	\$ -	\$ -	\$ -	\$ -	\$ -	\$ -	\$ -	\$ -
	Other, State:	\$ -	\$ -	\$ -	\$ -	\$ -	\$ -	\$ -	\$ -	\$ -
	State Active Transportation Program	\$ -	\$ -	\$ -	\$ -	\$ -	\$ -	\$ -	\$ -	\$ -
	State Water Board Financial Assistance	\$ -	\$ -	\$ -	\$ -	\$ -	\$ -	\$ -	\$ -	\$ -
2301	CDBG-DR	\$ -	\$ -	\$ -	\$ -	\$ -	\$ -	\$ -	\$ -	\$ -
	Utility Reimbursements	\$ -	\$ -	\$ -	\$ -	\$ -	\$ -	\$ -	\$ -	\$ -
	Insurance	\$ -	\$ -	\$ -	\$ -	\$ -	\$ -	\$ -	\$ -	\$ -
	Program Participant	\$ -	\$ -	\$ -	\$ -	\$ -	\$ -	\$ -	\$ -	\$ -
	Unfunded	\$ -	\$ -	\$ -	\$ -	\$ -	\$ -	\$ -	\$ -	\$ -
<b>Annual Total</b>		<b>\$ -</b>	<b>\$ -</b>	<b>\$ 250,000</b>	<b>\$ 250,000</b>	<b>\$ -</b>	<b>\$ -</b>	<b>\$ -</b>	<b>\$ -</b>	<b>\$ 500,000</b>

**Town of Paradise Fiscal Year 2026/2027  
Capital Improvement & Disaster Recovery Plan**

<b>Project Title:</b> Off-System Road Rehabilitation	<b>Est. Start Date:</b> 10/1/2020	<b>Project Description</b> Off-System roadway rehabilitation consisting of asphalt concrete overlays and full depth recycling, include ADA upgrades.
<b>CIP/DR:</b> DR	<b>Est. End Date:</b> 12/31/2027	
<b>Project No.:</b> 8407	<b>Department(s):</b> Public Works	
<b>Grant No.:</b> FEMA DR-4407-CA-363 CDBG-DR 18DRINFRA – 18006 - 33	<b>Funding Status:</b> Secured      Reso No. 2022-12	

Project Development Costs										
Code	Project Phase / Type	Actuals Prior Years	Est. Actual 2025/2026	2026/2027	2027/2028	2028/2029	2029/2030	2030/2031	2026/Beyond	Total Costs
	Facilities Replacement / Construction	\$ -	\$ -	\$ -	\$ -	\$ -	\$ -	\$ -	\$ -	\$ -
	Equipment Replacement / Construction	\$ -	\$ -	\$ -	\$ -	\$ -	\$ -	\$ -	\$ -	\$ -
	Program Deployment	\$ -	\$ -	\$ -	\$ -	\$ -	\$ -	\$ -	\$ -	\$ -
	Alternatives Analysis / Report Preparation	\$ -	\$ -	\$ -	\$ -	\$ -	\$ -	\$ -	\$ -	\$ -
	Project Approval & Environmental Document	\$ -	\$ -	\$ -	\$ -	\$ -	\$ -	\$ -	\$ -	\$ -
	Plans, Specifications & Estimates	\$ -	\$ -	\$ -	\$ -	\$ -	\$ -	\$ -	\$ -	\$ -
	Preliminary Engineering/ Planning	\$ 3,009,862	\$ -	\$ 54,138	\$ -	\$ -	\$ -	\$ -	\$ -	\$ 3,064,000
	Right of Way & Utility Relocation	\$ -	\$ -	\$ -	\$ -	\$ -	\$ -	\$ -	\$ -	\$ -
	Construction Engineering	\$ 1,999,304	\$ 1,170,000	\$ 1,250,000	\$ 175,696	\$ -	\$ -	\$ -	\$ -	\$ 4,595,000
	Construction/ Implementation	\$ 19,074,225	\$ 10,174,816	\$ 5,350,000	\$ 4,021,541	\$ -	\$ -	\$ -	\$ -	\$ 38,620,582
	Non-Infrastructure (Education Component)	\$ -	\$ -	\$ -	\$ -	\$ -	\$ -	\$ -	\$ -	\$ -
<b>Annual Total</b>		<b>\$ 24,083,391</b>	<b>\$ 11,344,816</b>	<b>\$ 6,654,138</b>	<b>\$ 4,197,237</b>	<b>\$ -</b>	<b>\$ -</b>	<b>\$ -</b>	<b>\$ -</b>	<b>\$ 46,279,582</b>

Project Development Funding										
Code	Project Funding Source	Actuals Prior Years	Est. Actual 2025/2026	2026/2027	2027/2028	2028/2029	2029/2030	2030/2031	2026/Beyond	Total Funding
	General Fund	\$ -	\$ -	\$ -	\$ -	\$ -	\$ -	\$ -	\$ -	\$ -
	Federal Congestion Mitigation Air Quality	\$ -	\$ -	\$ -	\$ -	\$ -	\$ -	\$ -	\$ -	\$ -
	Federal Emergency Relief Program	\$ -	\$ -	\$ -	\$ -	\$ -	\$ -	\$ -	\$ -	\$ -
	Federal Hazard Mitigation Grant Program	\$ -	\$ -	\$ -	\$ -	\$ -	\$ -	\$ -	\$ -	\$ -
2132	Federal Highway Safety Improvement Program	\$ -	\$ -	\$ -	\$ -	\$ -	\$ -	\$ -	\$ -	\$ -
2090	Federal, FEMA Public Assistance	\$ 18,028,638	\$ 8,316,014	\$ 2,372,848	\$ -	\$ -	\$ -	\$ -	\$ -	\$ 28,717,500
	CDBG-MIT	\$ -	\$ -	\$ -	\$ -	\$ -	\$ -	\$ -	\$ -	\$ -
	Federal, United States Department of Agriculture	\$ -	\$ -	\$ -	\$ -	\$ -	\$ -	\$ -	\$ -	\$ -
2120	Gas Tax / Streets	\$ 17,500	\$ -	\$ -	\$ -	\$ -	\$ -	\$ -	\$ -	\$ 17,500
	Local Transportation / Transit	\$ -	\$ -	\$ -	\$ -	\$ -	\$ -	\$ -	\$ -	\$ -
	Measure "C"/"V"	\$ -	\$ -	\$ -	\$ -	\$ -	\$ -	\$ -	\$ -	\$ -
	Other, Community:	\$ 27,707	\$ 256,797	\$ 50,479	\$ -	\$ -	\$ -	\$ -	\$ -	\$ 334,983
	Other, Federal:	\$ -	\$ -	\$ -	\$ -	\$ -	\$ -	\$ -	\$ -	\$ -
2090	Other, State:	\$ 4,507,160	\$ 2,079,004	\$ 593,212	\$ -	\$ -	\$ -	\$ -	\$ -	\$ 7,179,375
	State Active Transportation Program	\$ -	\$ -	\$ -	\$ -	\$ -	\$ -	\$ -	\$ -	\$ -
	State Water Board Financial Assistance	\$ -	\$ -	\$ -	\$ -	\$ -	\$ -	\$ -	\$ -	\$ -
2301	CDBG-DR	\$ 1,502,387	\$ 693,001	\$ 3,637,599	\$ 4,197,237	\$ -	\$ -	\$ -	\$ -	\$ 10,030,224
	Utility Reimbursements	\$ -	\$ -	\$ -	\$ -	\$ -	\$ -	\$ -	\$ -	\$ -
2090	Insurance	\$ -	\$ -	\$ -	\$ -	\$ -	\$ -	\$ -	\$ -	\$ -
	Program Participant	\$ -	\$ -	\$ -	\$ -	\$ -	\$ -	\$ -	\$ -	\$ -
	Unfunded	\$ -	\$ -	\$ -	\$ -	\$ -	\$ -	\$ -	\$ -	\$ -
<b>Annual Total</b>		<b>\$ 24,083,391</b>	<b>\$ 11,344,816</b>	<b>\$ 6,654,138</b>	<b>\$ 4,197,237</b>	<b>\$ -</b>	<b>\$ -</b>	<b>\$ -</b>	<b>\$ -</b>	<b>\$ 46,279,582</b>

**Town of Paradise Fiscal Year 2026/2027  
Capital Improvement & Disaster Recovery Plan**

<b>Project Title:</b> Go Paradise - Pentz Student Pathway	<b>Est. Start Date:</b> 7/1/2019	<b>Project Description</b> The Project will construct 3.2 miles of a 10-foot-wide Class I multi-use facility complete with 2-foot-wide shoulders, lighting, and storm drain accommodations between Skyway to Wagstaff Road and Bille Road to Pearson Road. Additional improvements include new ADA ramps and RRFB crossings.
<b>CIP/DR:</b> CIP	<b>Est. End Date:</b> 6/30/2030	
<b>Project No.:</b> 9389	<b>Department(s):</b> Public Works	
<b>Grant No.:</b> CML 5425 (042) CDBG-DR 18DRINFRA – 18006 - 45	<b>Funding Status:</b> Secured      Reso No. 2022-12	

Project Development Costs										
Code	Project Phase / Type	Actuals Prior Years	Est. Actual 2025/2026	2026/2027	2027/2028	2028/2029	2029/2030	2030/2031	2031/Beyond	Total Costs
	Facilities Replacement / Construction	\$ -	\$ -	\$ -	\$ -	\$ -	\$ -	\$ -	\$ -	\$ -
	Equipment Replacement / Construction	\$ -	\$ -	\$ -	\$ -	\$ -	\$ -	\$ -	\$ -	\$ -
	Program Deployment	\$ -	\$ -	\$ -	\$ -	\$ -	\$ -	\$ -	\$ -	\$ -
	Alternatives Analysis / Report Preparation	\$ -	\$ -	\$ -	\$ -	\$ -	\$ -	\$ -	\$ -	\$ -
	Project Approval & Environmental Document	\$ 21,409	\$ -	\$ -	\$ -	\$ -	\$ 3,591	\$ -	\$ -	\$ 25,000
	Plans, Specifications & Estimates	\$ 28,206	\$ 3,281	\$ 100,000	\$ 18,513	\$ -	\$ -	\$ -	\$ -	\$ 150,000
	Preliminary Engineering/ Planning	\$ 797,228	\$ -	\$ 27,772	\$ -	\$ -	\$ -	\$ -	\$ -	\$ 825,000
	Right of Way & Utility Relocation	\$ 277,640	\$ 300,000	\$ 1,400,000	\$ 22,360	\$ -	\$ -	\$ -	\$ -	\$ 2,000,000
	Construction Engineering	\$ -	\$ -	\$ -	\$ 1,250,000	\$ 1,150,000	\$ 100,000	\$ 0	\$ -	\$ 2,500,000
	Construction/ Implementation	\$ -	\$ -	\$ -	\$ 8,971,500	\$ 8,971,500	\$ 1,557,000	\$ 0	\$ -	\$ 19,500,000
	Non-Infrastructure (Education Component)	\$ -	\$ -	\$ -	\$ -	\$ -	\$ -	\$ -	\$ -	\$ -
<b>Annual Total</b>		<b>\$ 1,124,483</b>	<b>\$ 303,281</b>	<b>\$ 1,527,772</b>	<b>\$ 10,262,373</b>	<b>\$ 10,121,500</b>	<b>\$ 1,660,591</b>	<b>\$ -</b>	<b>\$ -</b>	<b>\$ 25,000,000</b>

Project Development Funding										
Code	Project Funding Source	Actuals Prior Years	Est. Actual 2025/2026	2026/2027	2027/2028	2028/2029	2029/2030	2030/2031	2031/Beyond	Total Funding
	General Fund	\$ -	\$ -	\$ -	\$ -	\$ -	\$ -	\$ -	\$ -	\$ -
2112	Federal Congestion Mitigation Air Quality	\$ 700,000	\$ -	\$ -	\$ -	\$ -	\$ -	\$ -	\$ -	\$ 700,000
	Federal Emergency Relief Program	\$ -	\$ -	\$ -	\$ -	\$ -	\$ -	\$ -	\$ -	\$ -
	Federal Hazard Mitigation Grant Program	\$ -	\$ -	\$ -	\$ -	\$ -	\$ -	\$ -	\$ -	\$ -
	Federal Highway Safety Improvement Program	\$ -	\$ -	\$ -	\$ -	\$ -	\$ -	\$ -	\$ -	\$ -
	Federal, FEMA Public Assistance	\$ -	\$ -	\$ -	\$ -	\$ -	\$ -	\$ -	\$ -	\$ -
	CDBG-MIT	\$ -	\$ -	\$ -	\$ -	\$ -	\$ -	\$ -	\$ -	\$ -
	Federal, United States Department of Agriculture	\$ -	\$ -	\$ -	\$ -	\$ -	\$ -	\$ -	\$ -	\$ -
	Gas Tax / Streets	\$ -	\$ -	\$ -	\$ -	\$ -	\$ -	\$ -	\$ -	\$ -
2110	Local Transportation / Transit	\$ 97,228	\$ -	\$ 2,772	\$ -	\$ -	\$ -	\$ -	\$ -	\$ 100,000
	Measure "C"/"V"	\$ -	\$ -	\$ -	\$ -	\$ -	\$ -	\$ -	\$ -	\$ -
	Other, Community:	\$ -	\$ -	\$ -	\$ -	\$ -	\$ -	\$ -	\$ -	\$ -
	Other, Federal:	\$ -	\$ -	\$ -	\$ -	\$ -	\$ -	\$ -	\$ -	\$ -
	Other, State:	\$ -	\$ -	\$ -	\$ -	\$ -	\$ -	\$ -	\$ -	\$ -
2133	State Active Transportation Program	\$ 298,627	\$ 295,481	\$ 1,463,600	\$ 9,995,348	\$ 9,855,944	\$ 100,000	\$ -	\$ -	\$ 22,009,000
	State Water Board Financial Assistance	\$ -	\$ -	\$ -	\$ -	\$ -	\$ -	\$ -	\$ -	\$ -
2301	CDBG-DR	\$ 28,628	\$ 7,800	\$ 61,400	\$ 267,025	\$ 265,556	\$ 1,560,591	\$ -	\$ -	\$ 2,191,000
	Utility Reimbursements	\$ -	\$ -	\$ -	\$ -	\$ -	\$ -	\$ -	\$ -	\$ -
	Insurance	\$ -	\$ -	\$ -	\$ -	\$ -	\$ -	\$ -	\$ -	\$ -
	Program Participant	\$ -	\$ -	\$ -	\$ -	\$ -	\$ -	\$ -	\$ -	\$ -
	Unfunded	\$ -	\$ -	\$ -	\$ -	\$ -	\$ -	\$ -	\$ -	\$ -
<b>Annual Total</b>		<b>\$ 1,124,483</b>	<b>\$ 303,281</b>	<b>\$ 1,527,772</b>	<b>\$ 10,262,373</b>	<b>\$ 10,121,500</b>	<b>\$ 1,660,591</b>	<b>\$ -</b>	<b>\$ -</b>	<b>\$ 25,000,000</b>

**Town of Paradise Fiscal Year 2026/2027  
Capital Improvement & Disaster Recovery Plan**

**Project Title:** Go Paradise - Neal Gateway Project  
**CIP/DR:** CIP  
**Project No.:** 9390  
**Grant No.:** CML 5425 (043)  
 CDBG-DR 18DRINFRA – 18006-8

**Est. Start Date:** 7/1/2019  
**Est. End Date:** 6/30/2030  
**Department(s):** Public Works  
**Funding Status:** Secured      Reso No. 2022-12

**Project Description**

The Neal Gateway Project will construct an 1.62 mile grade-separated, Class I multi-use facility along Neal Road complete with 2-foot-wide shoulders, lighting, and storm drain accommodations between Skyway and Wayland Road. The project will also construct ADA ramps and Rectangular Rapid Flashing Beacons (RRFBs).

**Project Development Costs**

Code	Project Phase / Type	Actuals Prior Years	Est. Actual 2025/2026	2026/2027	2027/2028	2028/2029	2029/2030	2030/2031	2026/Beyond	Total Costs
	Facilities Replacement / Construction	\$ -	\$ -	\$ -	\$ -	\$ -	\$ -	\$ -	\$ -	\$ -
	Equipment Replacement / Construction	\$ -	\$ -	\$ -	\$ -	\$ -	\$ -	\$ -	\$ -	\$ -
	Program Deployment	\$ -	\$ -	\$ -	\$ -	\$ -	\$ -	\$ -	\$ -	\$ -
	Alternatives Analysis / Report Preparation	\$ -	\$ -	\$ -	\$ -	\$ -	\$ -	\$ -	\$ -	\$ -
	Project Approval & Environmental Document	\$ 21,631	\$ -	\$ -	\$ -	\$ -	\$ -	\$ -	\$ -	\$ 21,631
	Plans, Specifications & Estimates	\$ 12,712	\$ 200,000	\$ 473,273	\$ -	\$ -	\$ -	\$ -	\$ -	\$ 685,985
	Preliminary Engineering/ Planning	\$ 600,386	\$ -	\$ -	\$ -	\$ -	\$ -	\$ -	\$ -	\$ 600,386
	Right of Way & Utility Relocation	\$ -	\$ 200,000	\$ 1,000,000	\$ 307,000	\$ -	\$ -	\$ -	\$ -	\$ 1,507,000
	Construction Engineering	\$ -	\$ -	\$ -	\$ 500,000	\$ 1,000,000	\$ 419,308	\$ -	\$ -	\$ 1,919,308
	Construction/ Implementation	\$ -	\$ -	\$ -	\$ 4,000,000	\$ 6,663,690	\$ 3,000,000	\$ -	\$ -	\$ 13,663,690
	Non-Infrastructure (Education Component)	\$ -	\$ -	\$ -	\$ -	\$ -	\$ -	\$ -	\$ -	\$ -
	<b>Annual Total</b>	<b>\$ 634,729</b>	<b>\$ 400,000</b>	<b>\$ 1,473,273</b>	<b>\$ 4,807,000</b>	<b>\$ 7,663,690</b>	<b>\$ 3,419,308</b>	<b>\$ -</b>	<b>\$ -</b>	<b>\$ 18,398,000</b>

**Project Development Funding**

Code	Project Funding Source	Actuals Prior Years	Est. Actual 2025/2026	2026/2027	2027/2028	2028/2029	2029/2030	2030/2031	2026/Beyond	Total Funding
	General Fund	\$ -	\$ -	\$ -	\$ -	\$ -	\$ -	\$ -	\$ -	\$ -
2112	Federal Congestion Mitigation Air Quality	\$ 550,000	\$ -	\$ -	\$ -	\$ -	\$ -	\$ -	\$ -	\$ 550,000
	Federal Emergency Relief Program	\$ -	\$ -	\$ -	\$ -	\$ -	\$ -	\$ -	\$ -	\$ -
	Federal Hazard Mitigation Grant Program	\$ -	\$ -	\$ -	\$ -	\$ -	\$ -	\$ -	\$ -	\$ -
	Federal Highway Safety Improvement Program	\$ -	\$ -	\$ -	\$ -	\$ -	\$ -	\$ -	\$ -	\$ -
	Federal, FEMA Public Assistance	\$ -	\$ -	\$ -	\$ -	\$ -	\$ -	\$ -	\$ -	\$ -
	CDBG-MIT	\$ -	\$ -	\$ -	\$ -	\$ -	\$ -	\$ -	\$ -	\$ -
	Federal, United States Department of Agriculture	\$ -	\$ -	\$ -	\$ -	\$ -	\$ -	\$ -	\$ -	\$ -
	Gas Tax / Streets	\$ -	\$ -	\$ -	\$ -	\$ -	\$ -	\$ -	\$ -	\$ -
	Local Transportation / Transit	\$ -	\$ -	\$ -	\$ -	\$ -	\$ -	\$ -	\$ -	\$ -
	Measure "C"/"V"	\$ -	\$ -	\$ -	\$ -	\$ -	\$ -	\$ -	\$ -	\$ -
	Other, Community:	\$ -	\$ -	\$ -	\$ -	\$ -	\$ -	\$ -	\$ -	\$ -
	Other, Federal:	\$ -	\$ -	\$ -	\$ -	\$ -	\$ -	\$ -	\$ -	\$ -
	Other, State:	\$ -	\$ -	\$ -	\$ -	\$ -	\$ -	\$ -	\$ -	\$ -
2133	State Active Transportation Program	\$ -	\$ 197,220	\$ 1,338,522	\$ 3,334,233	\$ 5,172,082	\$ 2,305,943	\$ -	\$ -	\$ 12,348,000
	State Water Board Financial Assistance	\$ -	\$ -	\$ -	\$ -	\$ -	\$ -	\$ -	\$ -	\$ -
2301	CDBG-DR	\$ 84,729	\$ 202,780	\$ 134,751	\$ 1,472,767	\$ 2,491,608	\$ 1,113,365	\$ -	\$ -	\$ 5,500,000
	Utility Reimbursements	\$ -	\$ -	\$ -	\$ -	\$ -	\$ -	\$ -	\$ -	\$ -
	Insurance	\$ -	\$ -	\$ -	\$ -	\$ -	\$ -	\$ -	\$ -	\$ -
	Program Participant	\$ -	\$ -	\$ -	\$ -	\$ -	\$ -	\$ -	\$ -	\$ -
	Unfunded	\$ -	\$ -	\$ -	\$ -	\$ -	\$ -	\$ -	\$ -	\$ -
	<b>Annual Total</b>	<b>\$ 634,729</b>	<b>\$ 400,000</b>	<b>\$ 1,473,273</b>	<b>\$ 4,807,000</b>	<b>\$ 7,663,690</b>	<b>\$ 3,419,308</b>	<b>\$ -</b>	<b>\$ -</b>	<b>\$ 18,398,000</b>

**Town of Paradise Fiscal Year 2026/2027  
Capital Improvement & Disaster Recovery Plan**

<b>Project Title:</b> Oliver Curve Pathway Phase 1 Project <b>CIP/DR:</b> CIP <b>Project No.:</b> 9391  <b>Grant No.:</b> CML 5425 (044) CDBG-DR 18DRINFRA – 18006 - 28	<b>Est. Start Date:</b> 7/1/2019 <b>Est. End Date:</b> 12/30/2029 <b>Department(s):</b> Public Works  <b>Funding Status:</b> Partially Secured	Reso No. 2022-12, Action Plan Amendment 4	<b>Project Description</b> The Oliver Curve Pathway Phase 1 Project will construct 10-foot-wide Class I multi-use facility complete with 2-foot-wide shoulders, lighting, and storm drain accommodations between Skyway and Valley View Drive. Secured funding for design only.
--	--	---	--

Project Development Costs										
Code	Project Phase / Type	Actuals Prior Years	Est. Actual 2025/2026	2026/2027	2027/2028	2028/2029	2029/2030	2030/2031	2026/Beyond	Total Costs
	Facilities Replacement / Construction	\$ -	\$ -	\$ -	\$ -	\$ -	\$ -	\$ -	\$ -	\$ -
	Equipment Replacement / Construction	\$ -	\$ -	\$ -	\$ -	\$ -	\$ -	\$ -	\$ -	\$ -
	Program Deployment	\$ -	\$ -	\$ -	\$ -	\$ -	\$ -	\$ -	\$ -	\$ -
	Alternatives Analysis / Report Preparation	\$ -	\$ -	\$ -	\$ -	\$ -	\$ -	\$ -	\$ -	\$ -
	Project Approval & Environmental Document Plans, Specifications & Estimates	\$ -	\$ -	\$ -	\$ -	\$ -	\$ -	\$ -	\$ -	\$ -
	Preliminary Engineering/ Planning	\$ 309,867	\$ 2,221	\$ 137,912	\$ -	\$ -	\$ -	\$ -	\$ -	\$ 450,000
	Right of Way & Utility Relocation	\$ -	\$ -	\$ -	\$ -	\$ -	\$ -	\$ -	\$ -	\$ -
	Construction Engineering	\$ -	\$ -	\$ -	\$ -	\$ -	\$ -	\$ -	\$ -	\$ -
	Construction/ Implementation	\$ -	\$ -	\$ -	\$ -	\$ -	\$ -	\$ -	\$ -	\$ -
	Non-Infrastructure (Education Component)	\$ -	\$ -	\$ -	\$ -	\$ -	\$ -	\$ -	\$ -	\$ -
<b>Annual Total</b>		<b>\$ 309,867</b>	<b>\$ 2,221</b>	<b>\$ 137,912</b>	<b>\$ -</b>	<b>\$ -</b>	<b>\$ -</b>	<b>\$ -</b>	<b>\$ -</b>	<b>\$ 450,000</b>

Project Development Funding										
Code	Project Funding Source	Actuals Prior Years	Est. Actual 2025/2026	2026/2027	2027/2028	2028/2029	2029/2030	2030/2031	2026/Beyond	Total Funding
	General Fund	\$ -	\$ -	\$ -	\$ -	\$ -	\$ -	\$ -	\$ -	\$ -
2112	Federal Congestion Mitigation Air Quality	\$ 309,867	\$ 2,221	\$ 137,912	\$ -	\$ -	\$ -	\$ -	\$ -	\$ 450,000
	Federal Emergency Relief Program	\$ -	\$ -	\$ -	\$ -	\$ -	\$ -	\$ -	\$ -	\$ -
	Federal Hazard Mitigation Grant Program	\$ -	\$ -	\$ -	\$ -	\$ -	\$ -	\$ -	\$ -	\$ -
	Federal Highway Safety Improvement Program	\$ -	\$ -	\$ -	\$ -	\$ -	\$ -	\$ -	\$ -	\$ -
	Federal, FEMA Public Assistance	\$ -	\$ -	\$ -	\$ -	\$ -	\$ -	\$ -	\$ -	\$ -
	CDBG-MIT	\$ -	\$ -	\$ -	\$ -	\$ -	\$ -	\$ -	\$ -	\$ -
	Federal, United States Department of Agriculture	\$ -	\$ -	\$ -	\$ -	\$ -	\$ -	\$ -	\$ -	\$ -
	Gas Tax / Streets	\$ -	\$ -	\$ -	\$ -	\$ -	\$ -	\$ -	\$ -	\$ -
2110	Local Transportation / Transit Measure "C"/"V"	\$ -	\$ -	\$ -	\$ -	\$ -	\$ -	\$ -	\$ -	\$ -
	Other, Community:	\$ -	\$ -	\$ -	\$ -	\$ -	\$ -	\$ -	\$ -	\$ -
	Other, Federal:	\$ -	\$ -	\$ -	\$ -	\$ -	\$ -	\$ -	\$ -	\$ -
	Other, State:	\$ -	\$ -	\$ -	\$ -	\$ -	\$ -	\$ -	\$ -	\$ -
	State Active Transportation Program	\$ -	\$ -	\$ -	\$ -	\$ -	\$ -	\$ -	\$ -	\$ -
	State Water Board Financial Assistance	\$ -	\$ -	\$ -	\$ -	\$ -	\$ -	\$ -	\$ -	\$ -
2301	CDBG-DR	\$ -	\$ -	\$ -	\$ -	\$ -	\$ -	\$ -	\$ -	\$ -
	Utility Reimbursements	\$ -	\$ -	\$ -	\$ -	\$ -	\$ -	\$ -	\$ -	\$ -
	Insurance	\$ -	\$ -	\$ -	\$ -	\$ -	\$ -	\$ -	\$ -	\$ -
	Program Participant	\$ -	\$ -	\$ -	\$ -	\$ -	\$ -	\$ -	\$ -	\$ -
	Unfunded	\$ -	\$ -	\$ -	\$ -	\$ -	\$ -	\$ -	\$ -	\$ -
<b>Annual Total</b>		<b>\$ 309,867</b>	<b>\$ 2,221</b>	<b>\$ 137,912</b>	<b>\$ -</b>	<b>\$ -</b>	<b>\$ -</b>	<b>\$ -</b>	<b>\$ -</b>	<b>\$ 450,000</b>

**Town of Paradise Fiscal Year 2026/2027  
Capital Improvement & Disaster Recovery Plan**

<b>Project Title:</b> Paradise Sewer Project	<b>Est. Start Date:</b> 1/1/2020	<b>Project Description</b> Paradise Sewer Project that proposes to connect 1,483 parcels in the Sewer Service Area. 18 mile export pipeline to the City of Chico WPCP. Progressive Design Build Contract and Owner's Agent Services.
<b>CIP/DR:</b> CIP	<b>Est. End Date:</b> 12/30/2028	
<b>Project No.:</b> 9394	<b>Department(s):</b> Public Works	
<b>Grant No.:</b> CDBG-DR 18DRINFRA – 18006/18009	<b>Funding Status:</b> Partially Secured Reso No. 2022-12	

Project Development Costs										
Code	Project Phase / Type	Actuals Prior Years	Est. Actual 2025/2026	2026/2027	2027/2028	2028/2029	2029/2030	2030/2031	2031/Beyond	Total Costs
	Facilities Replacement / Construction	\$ -	\$ -	\$ -	\$ -	\$ -	\$ -	\$ -	\$ -	\$ -
	Equipment Replacement / Construction	\$ -	\$ -	\$ -	\$ -	\$ -	\$ -	\$ -	\$ -	\$ -
	Program Deployment	\$ -	\$ 5,018	\$ -	\$ -	\$ -	\$ 1,000,000	\$ -	\$ -	\$ 1,005,018
	Alternatives Analysis / Report Preparation	\$ -	\$ -	\$ -	\$ -	\$ -	\$ -	\$ -	\$ -	\$ -
	Project Approval & Environmental Document	\$ 11,779,789	\$ 177,178	\$ 700,000	\$ 200,000	\$ 100,000	\$ -	\$ -	\$ -	\$ 12,956,967
	Plans, Specifications & Estimates	\$ -	\$ -	\$ -	\$ 2,000,000	\$ -	\$ -	\$ -	\$ -	\$ 2,000,000
	Preliminary Engineering/ Planning	\$ -	\$ 2,970,368	\$ 6,500,000	\$ -	\$ 2,446,959	\$ -	\$ -	\$ -	\$ 11,917,327
	Right of Way & Utility Relocation	\$ -	\$ -	\$ -	\$ 2,000,000	\$ 3,000,000	\$ -	\$ -	\$ -	\$ 5,000,000
	Construction Engineering	\$ -	\$ -	\$ -	\$ -	\$ 1,500,000	\$ 1,093,500	\$ -	\$ -	\$ 2,593,500
	Construction/ Implementation	\$ -	\$ -	\$ -	\$ -	\$ 25,000,000	\$ 25,000,000	\$ 33,856,500	\$ -	\$ 83,856,500
	Non-Infrastructure (Education Component)	\$ -	\$ -	\$ -	\$ -	\$ -	\$ -	\$ -	\$ -	\$ -
<b>Annual Total</b>		<b>\$ 11,779,789</b>	<b>\$ 3,152,564</b>	<b>\$ 7,200,000</b>	<b>\$ 4,200,000</b>	<b>\$ 32,046,959</b>	<b>\$ 27,093,500</b>	<b>\$ 33,856,500</b>	<b>\$ -</b>	<b>\$ 119,329,312</b>

Project Development Funding										
Code	Project Funding Source	Actuals Prior Years	Est. Actual 2025/2026	2026/2027	2027/2028	2028/2029	2029/2030	2030/2031	2031/Beyond	Total Funding
1010	General Fund	\$ 9,507	\$ -	\$ -	\$ -	\$ -	\$ -	\$ -	\$ -	\$ 9,507
	Federal Congestion Mitigation Air Quality	\$ -	\$ -	\$ -	\$ -	\$ -	\$ -	\$ -	\$ -	\$ -
	Federal Emergency Relief Program	\$ -	\$ -	\$ -	\$ -	\$ -	\$ -	\$ -	\$ -	\$ -
	Federal Hazard Mitigation Grant Program	\$ -	\$ -	\$ -	\$ -	\$ -	\$ -	\$ -	\$ -	\$ -
	Federal Highway Safety Improvement Program	\$ -	\$ -	\$ -	\$ -	\$ -	\$ -	\$ -	\$ -	\$ -
	Federal, FEMA Public Assistance	\$ -	\$ -	\$ -	\$ -	\$ -	\$ -	\$ -	\$ -	\$ -
	CDBG-MIT	\$ -	\$ -	\$ -	\$ -	\$ -	\$ -	\$ -	\$ -	\$ -
2138	Federal, United States Department of Agriculture	\$ 172,320	\$ -	\$ -	\$ -	\$ -	\$ -	\$ -	\$ -	\$ 172,320
	Gas Tax / Streets	\$ -	\$ -	\$ -	\$ -	\$ -	\$ -	\$ -	\$ -	\$ -
	Local Transportation / Transit	\$ -	\$ -	\$ -	\$ -	\$ -	\$ -	\$ -	\$ -	\$ -
	Measure "C"/"V"	\$ -	\$ -	\$ -	\$ -	\$ -	\$ -	\$ -	\$ -	\$ -
	Other, Community:	\$ -	\$ -	\$ -	\$ -	\$ -	\$ -	\$ -	\$ -	\$ -
2138	Other, Federal:	\$ -	\$ -	\$ -	\$ -	\$ -	\$ -	\$ -	\$ -	\$ -
2090	Other, State:	\$ 800,000	\$ -	\$ -	\$ -	\$ -	\$ -	\$ -	\$ -	\$ 800,000
	State Active Transportation Program	\$ -	\$ -	\$ -	\$ -	\$ -	\$ -	\$ -	\$ -	\$ -
2130	State Water Board Financial Assistance	\$ 1,897,485	\$ -	\$ -	\$ -	\$ -	\$ -	\$ -	\$ -	\$ 1,897,485
2301	CDBG-DR	\$ 8,900,477	\$ 3,152,564	\$ 7,200,000	\$ 4,200,000	\$ 32,046,959	\$ 27,093,500	\$ 33,856,500	\$ -	\$ 116,450,000
	Utility Reimbursements	\$ -	\$ -	\$ -	\$ -	\$ -	\$ -	\$ -	\$ -	\$ -
	Insurance	\$ -	\$ -	\$ -	\$ -	\$ -	\$ -	\$ -	\$ -	\$ -
	Program Participant	\$ -	\$ -	\$ -	\$ -	\$ -	\$ -	\$ -	\$ -	\$ -
	Unfunded	\$ -	\$ -	\$ -	\$ -	\$ -	\$ -	\$ -	\$ -	\$ -
<b>Annual Total</b>		<b>\$ 11,779,789</b>	<b>\$ 3,152,564</b>	<b>\$ 7,200,000</b>	<b>\$ 4,200,000</b>	<b>\$ 32,046,959</b>	<b>\$ 27,093,500</b>	<b>\$ 33,856,500</b>	<b>\$ -</b>	<b>\$ 119,329,312</b>

**Town of Paradise Fiscal Year 2026/2027  
Capital Improvement & Disaster Recovery Plan**

<b>Project Title:</b> Systemic Intersection Safety Improvements	<b>Est. Start Date:</b> 8/15/2019	<b>Project Description</b> Systemically improve (13) stop-controlled intersections at various locations town wide.
<b>CIP/DR:</b> CIP	<b>Est. End Date:</b> 6/30/2029	
<b>Project No.:</b> 9408	<b>Department(s):</b> Public Works	
<b>Grant No.:</b> HSIPL 5425 (041)	<b>Funding Status:</b> Secured	

Project Development Costs										
Code	Project Phase / Type	Actuals Prior Years	Est. Actual 2025/2026	2026/2027	2027/2028	2028/2029	2029/2030	2030/2031	2026/Beyond	Total Costs
	Facilities Replacement / Construction	\$ -	\$ -	\$ -	\$ -	\$ -	\$ -	\$ -	\$ -	\$ -
	Equipment Replacement / Construction	\$ -	\$ -	\$ -	\$ -	\$ -	\$ -	\$ -	\$ -	\$ -
	Program Deployment	\$ -	\$ -	\$ -	\$ -	\$ -	\$ -	\$ -	\$ -	\$ -
	Alternatives Analysis / Report Preparation	\$ -	\$ -	\$ -	\$ -	\$ -	\$ -	\$ -	\$ -	\$ -
	Project Approval & Environmental Document Plans, Specifications & Estimates	\$ -	\$ -	\$ -	\$ -	\$ -	\$ -	\$ -	\$ -	\$ -
	Preliminary Engineering/ Planning	\$ 186,286	\$ -	\$ -	\$ -	\$ 88,714	\$ -	\$ -	\$ -	\$ 275,000
	Right of Way & Utility Relocation	\$ -	\$ -	\$ -	\$ -	\$ -	\$ -	\$ -	\$ -	\$ -
	Construction Engineering	\$ 22,610	\$ 3,000	\$ 7,000	\$ -	\$ 22,376	\$ -	\$ -	\$ -	\$ 54,986
	Construction/ Implementation	\$ 35,182	\$ 20,000	\$ 40,000	\$ -	\$ 271,376	\$ -	\$ -	\$ -	\$ 366,558
	Non-Infrastructure (Education Component)	\$ -	\$ -	\$ -	\$ -	\$ -	\$ -	\$ -	\$ -	\$ -
<b>Annual Total</b>		<b>\$ 244,078</b>	<b>\$ 23,000</b>	<b>\$ 47,000</b>	<b>\$ -</b>	<b>\$ 382,466</b>	<b>\$ -</b>	<b>\$ -</b>	<b>\$ -</b>	<b>\$ 696,544</b>

Project Development Funding										
Code	Project Funding Source	Actuals Prior Years	Est. Actual 2025/2026	2026/2027	2027/2028	2028/2029	2029/2030	2030/2031	2026/Beyond	Total Funding
	General Fund	\$ -	\$ -	\$ -	\$ -	\$ -	\$ -	\$ -	\$ -	\$ -
	Federal Congestion Mitigation Air Quality	\$ -	\$ -	\$ -	\$ -	\$ -	\$ -	\$ -	\$ -	\$ -
	Federal Emergency Relief Program	\$ -	\$ -	\$ -	\$ -	\$ -	\$ -	\$ -	\$ -	\$ -
	Federal Hazard Mitigation Grant Program	\$ -	\$ -	\$ -	\$ -	\$ -	\$ -	\$ -	\$ -	\$ -
2132	Federal Highway Safety Improvement Program	\$ 219,670	\$ 20,700	\$ 42,300	\$ -	\$ 344,219	\$ -	\$ -	\$ -	\$ 626,890
	Federal, FEMA Public Assistance	\$ -	\$ -	\$ -	\$ -	\$ -	\$ -	\$ -	\$ -	\$ -
	CDBG-MIT	\$ -	\$ -	\$ -	\$ -	\$ -	\$ -	\$ -	\$ -	\$ -
	Federal, United States Department of Agriculture	\$ -	\$ -	\$ -	\$ -	\$ -	\$ -	\$ -	\$ -	\$ -
	Gas Tax / Streets	\$ -	\$ -	\$ -	\$ -	\$ -	\$ -	\$ -	\$ -	\$ -
2110	Local Transportation / Transit	\$ 24,408	\$ 2,300	\$ 4,700	\$ -	\$ 38,247	\$ -	\$ -	\$ -	\$ 69,654
	Measure "C"/"V"	\$ -	\$ -	\$ -	\$ -	\$ -	\$ -	\$ -	\$ -	\$ -
	Other, Community:	\$ -	\$ -	\$ -	\$ -	\$ -	\$ -	\$ -	\$ -	\$ -
	Other, Federal:	\$ -	\$ -	\$ -	\$ -	\$ -	\$ -	\$ -	\$ -	\$ -
	Other, State:	\$ -	\$ -	\$ -	\$ -	\$ -	\$ -	\$ -	\$ -	\$ -
	State Active Transportation Program	\$ -	\$ -	\$ -	\$ -	\$ -	\$ -	\$ -	\$ -	\$ -
	State Water Board Financial Assistance	\$ -	\$ -	\$ -	\$ -	\$ -	\$ -	\$ -	\$ -	\$ -
	CDBG-DR	\$ -	\$ -	\$ -	\$ -	\$ -	\$ -	\$ -	\$ -	\$ -
	Utility Reimbursements	\$ -	\$ -	\$ -	\$ -	\$ -	\$ -	\$ -	\$ -	\$ -
	Insurance	\$ -	\$ -	\$ -	\$ -	\$ -	\$ -	\$ -	\$ -	\$ -
	Program Participant	\$ -	\$ -	\$ -	\$ -	\$ -	\$ -	\$ -	\$ -	\$ -
	Unfunded	\$ -	\$ -	\$ -	\$ -	\$ -	\$ -	\$ -	\$ -	\$ -
<b>Annual Total</b>		<b>\$ 244,078</b>	<b>\$ 23,000</b>	<b>\$ 47,000</b>	<b>\$ -</b>	<b>\$ 382,466</b>	<b>\$ -</b>	<b>\$ -</b>	<b>\$ -</b>	<b>\$ 696,544</b>

**Town of Paradise Fiscal Year 2026/2027  
Capital Improvement & Disaster Recovery Plan**

<b>Project Title:</b> Go Paradise: Skyway Link Project	<b>Est. Start Date:</b> 7/1/2023	<b>Project Description</b> The Skyway Connectivity Project will construct 5 segments of sidewalk infill totaling 4,255 linear feet, 20 new ADA ramps, and stripe 3,165 linear feet of on-street bicycle lanes between Wagstaff Road and Bille Road. The project also constructs 20 ADA ramps and undergrounds overhead utilities.
<b>CIP/DR:</b> CIP	<b>Est. End Date:</b> 12/31/2028	
<b>Project No.:</b> 9424	<b>Department(s):</b> Public Works	
<b>Grant No.:</b> ATPL 5425 (048) CDBG-DR 18DRINFRA-18006 - 66	<b>Funding Status:</b> Secured      Reso No. 2022-12	

Project Development Costs										
Code	Project Phase / Type	Actuals Prior Years	Est. Actual 2025/2026	2026/2027	2027/2028	2028/2029	2029/2030	2030/2031	2031/Beyond	Total Costs
	Facilities Replacement / Construction	\$ -	\$ -	\$ -	\$ -	\$ -	\$ -	\$ -	\$ -	\$ -
	Equipment Replacement / Construction	\$ -	\$ -	\$ -	\$ -	\$ -	\$ -	\$ -	\$ -	\$ -
	Program Deployment	\$ -	\$ -	\$ -	\$ -	\$ -	\$ -	\$ -	\$ -	\$ -
	Alternatives Analysis / Report Preparation	\$ -	\$ -	\$ -	\$ -	\$ -	\$ -	\$ -	\$ -	\$ -
	Project Approval & Environmental Document	\$ 4,605	\$ 25,000	\$ 470,395	\$ 1,000,000	\$ -	\$ -	\$ -	\$ -	\$ 1,500,000
	Plans, Specifications & Estimates	\$ -	\$ -	\$ -	\$ 1,800,000	\$ -	\$ -	\$ -	\$ -	\$ 1,800,000
	Preliminary Engineering/ Planning	\$ -	\$ -	\$ -	\$ -	\$ -	\$ -	\$ -	\$ -	\$ -
	Right of Way & Utility Relocation	\$ -	\$ -	\$ -	\$ 1,200,000	\$ -	\$ -	\$ -	\$ -	\$ 1,200,000
	Construction Engineering	\$ -	\$ -	\$ -	\$ -	\$ 1,000,000	\$ 300,000	\$ -	\$ -	\$ 1,300,000
	Construction/ Implementation	\$ -	\$ -	\$ -	\$ -	\$ 5,000,000	\$ 2,700,000	\$ -	\$ -	\$ 7,700,000
	Non-Infrastructure (Education Component)	\$ -	\$ -	\$ -	\$ -	\$ -	\$ -	\$ -	\$ -	\$ -
<b>Annual Total</b>		<b>\$ 4,605</b>	<b>\$ 25,000</b>	<b>\$ 470,395</b>	<b>\$ 4,000,000</b>	<b>\$ 6,000,000</b>	<b>\$ 3,000,000</b>	<b>\$ -</b>	<b>\$ -</b>	<b>\$ 13,500,000</b>

Project Development Funding										
Code	Project Funding Source	Actuals Prior Years	Est. Actual 2025/2026	2026/2027	2027/2028	2028/2029	2029/2030	2030/2031	2031/Beyond	Total Funding
	General Fund	\$ -	\$ -	\$ -	\$ -	\$ -	\$ -	\$ -	\$ -	\$ -
	Federal Congestion Mitigation Air Quality	\$ -	\$ -	\$ -	\$ -	\$ -	\$ -	\$ -	\$ -	\$ -
	Federal Emergency Relief Program	\$ -	\$ -	\$ -	\$ -	\$ -	\$ -	\$ -	\$ -	\$ -
	Federal Hazard Mitigation Grant Program	\$ -	\$ -	\$ -	\$ -	\$ -	\$ -	\$ -	\$ -	\$ -
	Federal Highway Safety Improvement Program	\$ -	\$ -	\$ -	\$ -	\$ -	\$ -	\$ -	\$ -	\$ -
	Federal, FEMA Public Assistance	\$ -	\$ -	\$ -	\$ -	\$ -	\$ -	\$ -	\$ -	\$ -
	CDBG-MIT	\$ -	\$ -	\$ -	\$ -	\$ -	\$ -	\$ -	\$ -	\$ -
	Federal, United States Department of Agriculture	\$ -	\$ -	\$ -	\$ -	\$ -	\$ -	\$ -	\$ -	\$ -
	Gas Tax / Streets	\$ -	\$ -	\$ -	\$ -	\$ -	\$ -	\$ -	\$ -	\$ -
2110	Local Transportation / Transit	\$ -	\$ -	\$ -	\$ -	\$ -	\$ -	\$ -	\$ -	\$ -
	Measure "C"/"V"	\$ -	\$ -	\$ -	\$ -	\$ -	\$ -	\$ -	\$ -	\$ -
	Other, Community:	\$ -	\$ -	\$ -	\$ -	\$ -	\$ -	\$ -	\$ -	\$ -
2320	Other, Federal:	\$ -	\$ -	\$ -	\$ -	\$ -	\$ -	\$ -	\$ -	\$ -
	Other, State:	\$ -	\$ -	\$ -	\$ -	\$ -	\$ -	\$ -	\$ -	\$ -
2113	State Active Transportation Program	\$ 4,605	\$ 25,000	\$ 370,395	\$ 2,000,000	\$ 3,000,000	\$ 1,304,000	\$ -	\$ -	\$ 6,704,000
	State Water Board Financial Assistance	\$ -	\$ -	\$ -	\$ -	\$ -	\$ -	\$ -	\$ -	\$ -
2301	CDBG-DR	\$ -	\$ -	\$ 100,000	\$ 2,000,000	\$ 3,000,000	\$ 1,696,000	\$ -	\$ -	\$ 6,796,000
	Utility Reimbursements	\$ -	\$ -	\$ -	\$ -	\$ -	\$ -	\$ -	\$ -	\$ -
	Insurance	\$ -	\$ -	\$ -	\$ -	\$ -	\$ -	\$ -	\$ -	\$ -
	Program Participant	\$ -	\$ -	\$ -	\$ -	\$ -	\$ -	\$ -	\$ -	\$ -
	Unfunded	\$ -	\$ -	\$ -	\$ -	\$ -	\$ -	\$ -	\$ -	\$ -
<b>Annual Total</b>		<b>\$ 4,605</b>	<b>\$ 25,000</b>	<b>\$ 470,395</b>	<b>\$ 4,000,000</b>	<b>\$ 6,000,000</b>	<b>\$ 3,000,000</b>	<b>\$ -</b>	<b>\$ -</b>	<b>\$ 13,500,000</b>

**Town of Paradise Fiscal Year 2026/2027  
Capital Improvement & Disaster Recovery Plan**

<b>Project Title:</b> Upper Skyway Widening	<b>Est. Start Date:</b> 7/1/2023	<b>Project Description</b> The Upper Skyway Widening project will widen Upper Skyway from Bille Road to Wagstaff Road to include a 12-foot-wide center turn lane, widened shoulders, and a multi-use pathway. The project builds upon the FHWA disaster recovery efforts.
<b>CIP/DR:</b> CIP	<b>Est. End Date:</b> 12/31/2028	
<b>Project No.:</b> 9425	<b>Department(s):</b> Public Works	
<b>Grant No.:</b> CDBG-DR 18DRINFRA – 18006 - 40	<b>Funding Status:</b> Secured	
	Reso No. 2022-12	

Project Development Costs											
Code	Project Phase / Type	Actuals Prior Years	Est. Actual 2025/2026	2026/2027	2027/2028	2028/2029	2029/2030	2030/2031	2031/Beyond	Total Costs	
	Facilities Replacement / Construction	\$ -	\$ -	\$ -	\$ -	\$ -	\$ -	\$ -	\$ -	\$ -	
	Equipment Replacement / Construction	\$ -	\$ -	\$ -	\$ -	\$ -	\$ -	\$ -	\$ -	\$ -	
	Program Deployment	\$ -	\$ -	\$ -	\$ -	\$ -	\$ -	\$ -	\$ -	\$ -	
	Alternatives Analysis / Report Preparation	\$ -	\$ -	\$ -	\$ -	\$ -	\$ -	\$ -	\$ -	\$ -	
	Project Approval & Environmental Document	\$ 10,000	\$ 200,000	\$ 1,290,000	\$ -	\$ -	\$ -	\$ -	\$ -	\$ 1,500,000	
	Plans, Specifications & Estimates	\$ -	\$ -	\$ 1,000,000	\$ 1,300,000	\$ -	\$ -	\$ -	\$ -	\$ 2,300,000	
	Preliminary Engineering/ Planning	\$ -	\$ -	\$ -	\$ -	\$ -	\$ -	\$ -	\$ -	\$ -	
	Right of Way & Utility Relocation	\$ -	\$ -	\$ 600,000	\$ 600,000	\$ -	\$ -	\$ -	\$ -	\$ 1,200,000	
	Construction Engineering	\$ -	\$ -	\$ -	\$ -	\$ 1,000,000	\$ 900,000	\$ -	\$ -	\$ 1,900,000	
	Construction/ Implementation	\$ -	\$ -	\$ -	\$ -	\$ 5,000,000	\$ 5,600,000	\$ -	\$ -	\$ 10,600,000	
	Non-Infrastructure (Education Component)	\$ -	\$ -	\$ -	\$ -	\$ -	\$ -	\$ -	\$ -	\$ -	
<b>Annual Total</b>		<b>\$ 10,000</b>	<b>\$ 200,000</b>	<b>\$ 2,890,000</b>	<b>\$ 1,900,000</b>	<b>\$ 6,000,000</b>	<b>\$ 6,500,000</b>	<b>\$ -</b>	<b>\$ -</b>	<b>\$ 17,500,000</b>	

Project Development Funding											
Code	Project Funding Source	Actuals Prior Years	Est. Actual 2025/2026	2026/2027	2027/2028	2028/2029	2029/2030	2030/2031	2031/Beyond	Total Funding	
	General Fund	\$ -	\$ -	\$ -	\$ -	\$ -	\$ -	\$ -	\$ -	\$ -	
	Federal Congestion Mitigation Air Quality	\$ -	\$ -	\$ -	\$ -	\$ -	\$ -	\$ -	\$ -	\$ -	
	Federal Emergency Relief Program	\$ -	\$ -	\$ -	\$ -	\$ -	\$ -	\$ -	\$ -	\$ -	
	Federal Hazard Mitigation Grant Program	\$ -	\$ -	\$ -	\$ -	\$ -	\$ -	\$ -	\$ -	\$ -	
	Federal Highway Safety Improvement Program	\$ -	\$ -	\$ -	\$ -	\$ -	\$ -	\$ -	\$ -	\$ -	
	Federal, FEMA Public Assistance	\$ -	\$ -	\$ -	\$ -	\$ -	\$ -	\$ -	\$ -	\$ -	
	CDBG-MIT	\$ -	\$ -	\$ -	\$ -	\$ -	\$ -	\$ -	\$ -	\$ -	
	Federal, United States Department of Agriculture	\$ -	\$ -	\$ -	\$ -	\$ -	\$ -	\$ -	\$ -	\$ -	
	Gas Tax / Streets	\$ -	\$ -	\$ -	\$ -	\$ -	\$ -	\$ -	\$ -	\$ -	
2110	Local Transportation / Transit	\$ -	\$ -	\$ -	\$ -	\$ -	\$ -	\$ -	\$ -	\$ -	
	Measure "C"/"V"	\$ -	\$ -	\$ -	\$ -	\$ -	\$ -	\$ -	\$ -	\$ -	
	Other, Community:	\$ -	\$ -	\$ -	\$ -	\$ -	\$ -	\$ -	\$ -	\$ -	
2320	Other, Federal:	\$ -	\$ -	\$ -	\$ -	\$ -	\$ -	\$ -	\$ -	\$ -	
	Other, State:	\$ -	\$ -	\$ -	\$ -	\$ -	\$ -	\$ -	\$ -	\$ -	
	State Active Transportation Program	\$ -	\$ -	\$ -	\$ -	\$ -	\$ -	\$ -	\$ -	\$ -	
	State Water Board Financial Assistance	\$ -	\$ -	\$ -	\$ -	\$ -	\$ -	\$ -	\$ -	\$ -	
2301	CDBG-DR	\$ 10,000	\$ 200,000	\$ 2,890,000	\$ 1,900,000	\$ 6,000,000	\$ 6,500,000	\$ -	\$ -	\$ 17,500,000	
	Utility Reimbursements	\$ -	\$ -	\$ -	\$ -	\$ -	\$ -	\$ -	\$ -	\$ -	
	Insurance	\$ -	\$ -	\$ -	\$ -	\$ -	\$ -	\$ -	\$ -	\$ -	
	Program Participant	\$ -	\$ -	\$ -	\$ -	\$ -	\$ -	\$ -	\$ -	\$ -	
	Unfunded	\$ -	\$ -	\$ -	\$ -	\$ -	\$ -	\$ -	\$ -	\$ -	
<b>Annual Total</b>		<b>\$ 10,000</b>	<b>\$ 200,000</b>	<b>\$ 2,890,000</b>	<b>\$ 1,900,000</b>	<b>\$ 6,000,000</b>	<b>\$ 6,500,000</b>	<b>\$ -</b>	<b>\$ -</b>	<b>\$ 17,500,000</b>	

**Town of Paradise Fiscal Year 2026/2027  
Capital Improvement & Disaster Recovery Plan**

<b>Project Title:</b> Skyway/Pentz Intersection Improvements	<b>Est. Start Date:</b> 7/1/2023	<b>Project Description</b> The Skyway/Pentz Intersection Improvements project will signalize the existing stop-controlled intersection of Skyway and Pentz Road. On Skyway, eastbound and westbound left-turn pockets would be constructed, and on Pentz Road, northbound and southbound right-turn pockets would be constructed.
<b>CIP/DR:</b> CIP	<b>Est. End Date:</b> 6/30/2028	
<b>Project No.:</b> 9426	<b>Department(s):</b> Public Works	
<b>Grant No.:</b> CDBG-DR 18DRINFRA – 18006 - 47	<b>Funding Status:</b> Secured      Reso No. 2022-12	

Project Development Costs											
Code	Project Phase / Type	Actuals Prior Years	Est. Actual 2025/2026	2026/2027	2027/2028	2028/2029	2029/2030	2030/2031	2031/Beyond		Total Costs
	Facilities Replacement / Construction	\$ -	\$ -	\$ -	\$ -	\$ -	\$ -	\$ -	\$ -	\$ -	\$ -
	Equipment Replacement / Construction	\$ -	\$ -	\$ -	\$ -	\$ -	\$ -	\$ -	\$ -	\$ -	\$ -
	Program Deployment	\$ -	\$ -	\$ -	\$ -	\$ -	\$ -	\$ -	\$ -	\$ -	\$ -
	Alternatives Analysis / Report Preparation	\$ -	\$ -	\$ -	\$ -	\$ -	\$ -	\$ -	\$ -	\$ -	\$ -
	Project Approval & Environmental Document	\$ -	\$ -	\$ -	\$ -	\$ -	\$ -	\$ -	\$ -	\$ -	\$ -
	Plans, Specifications & Estimates	\$ -	\$ -	\$ -	\$ -	\$ -	\$ -	\$ -	\$ -	\$ -	\$ -
	Preliminary Engineering/ Planning	\$ 241,324	\$ 350,000	\$ 108,676	\$ -	\$ -	\$ -	\$ -	\$ -	\$ -	\$ 700,000
	Right of Way & Utility Relocation	\$ -	\$ 100,000	\$ 150,000	\$ -	\$ -	\$ -	\$ -	\$ -	\$ -	\$ 250,000
	Construction Engineering	\$ -	\$ -	\$ 275,000	\$ 275,000	\$ -	\$ -	\$ -	\$ -	\$ -	\$ 550,000
	Construction/ Implementation	\$ -	\$ -	\$ 2,000,000	\$ 1,500,000	\$ -	\$ -	\$ -	\$ -	\$ -	\$ 3,500,000
	Non-Infrastructure (Education Component)	\$ -	\$ -	\$ -	\$ -	\$ -	\$ -	\$ -	\$ -	\$ -	\$ -
<b>Annual Total</b>		<b>\$ 241,324</b>	<b>\$ 450,000</b>	<b>\$ 2,533,676</b>	<b>\$ 1,775,000</b>	<b>\$ -</b>	<b>\$ -</b>	<b>\$ -</b>	<b>\$ -</b>	<b>\$ -</b>	<b>\$ 5,000,000</b>

Project Development Funding											
Code	Project Funding Source	Actuals Prior Years	Est. Actual 2025/2026	2026/2027	2027/2028	2028/2029	2029/2030	2030/2031	2031/Beyond		Total Funding
	General Fund	\$ -	\$ -	\$ -	\$ -	\$ -	\$ -	\$ -	\$ -	\$ -	\$ -
	Federal Congestion Mitigation Air Quality	\$ -	\$ -	\$ -	\$ -	\$ -	\$ -	\$ -	\$ -	\$ -	\$ -
	Federal Emergency Relief Program	\$ -	\$ -	\$ -	\$ -	\$ -	\$ -	\$ -	\$ -	\$ -	\$ -
	Federal Hazard Mitigation Grant Program	\$ -	\$ -	\$ -	\$ -	\$ -	\$ -	\$ -	\$ -	\$ -	\$ -
	Federal Highway Safety Improvement Program	\$ -	\$ -	\$ -	\$ -	\$ -	\$ -	\$ -	\$ -	\$ -	\$ -
	Federal, FEMA Public Assistance	\$ -	\$ -	\$ -	\$ -	\$ -	\$ -	\$ -	\$ -	\$ -	\$ -
	CDBG-MIT	\$ -	\$ -	\$ -	\$ -	\$ -	\$ -	\$ -	\$ -	\$ -	\$ -
	Federal, United States Department of Agriculture	\$ -	\$ -	\$ -	\$ -	\$ -	\$ -	\$ -	\$ -	\$ -	\$ -
	Gas Tax / Streets	\$ -	\$ -	\$ -	\$ -	\$ -	\$ -	\$ -	\$ -	\$ -	\$ -
2110	Local Transportation / Transit	\$ -	\$ -	\$ -	\$ -	\$ -	\$ -	\$ -	\$ -	\$ -	\$ -
	Measure "C"/"V"	\$ -	\$ -	\$ -	\$ -	\$ -	\$ -	\$ -	\$ -	\$ -	\$ -
	Other, Community:	\$ -	\$ -	\$ -	\$ -	\$ -	\$ -	\$ -	\$ -	\$ -	\$ -
2320	Other, Federal:	\$ -	\$ -	\$ -	\$ -	\$ -	\$ -	\$ -	\$ -	\$ -	\$ -
	Other, State:	\$ -	\$ -	\$ -	\$ -	\$ -	\$ -	\$ -	\$ -	\$ -	\$ -
	State Active Transportation Program	\$ -	\$ -	\$ -	\$ -	\$ -	\$ -	\$ -	\$ -	\$ -	\$ -
	State Water Board Financial Assistance	\$ -	\$ -	\$ -	\$ -	\$ -	\$ -	\$ -	\$ -	\$ -	\$ -
2301	CDBG-DR	\$ 241,324	\$ 450,000	\$ 2,533,676	\$ 1,775,000	\$ -	\$ -	\$ -	\$ -	\$ -	\$ 5,000,000
	Utility Reimbursements	\$ -	\$ -	\$ -	\$ -	\$ -	\$ -	\$ -	\$ -	\$ -	\$ -
	Insurance	\$ -	\$ -	\$ -	\$ -	\$ -	\$ -	\$ -	\$ -	\$ -	\$ -
	Program Participant	\$ -	\$ -	\$ -	\$ -	\$ -	\$ -	\$ -	\$ -	\$ -	\$ -
	Unfunded	\$ -	\$ -	\$ -	\$ -	\$ -	\$ -	\$ -	\$ -	\$ -	\$ -
<b>Annual Total</b>		<b>\$ 241,324</b>	<b>\$ 450,000</b>	<b>\$ 2,533,676</b>	<b>\$ 1,775,000</b>	<b>\$ -</b>	<b>\$ -</b>	<b>\$ -</b>	<b>\$ -</b>	<b>\$ -</b>	<b>\$ 5,000,000</b>

**Town of Paradise Fiscal Year 2026/2027  
Capital Improvement & Disaster Recovery Plan**

<b>Project Title:</b> Pentz Road Widening	<b>Est. Start Date:</b> 7/1/2023	<b>Project Description</b> The Pentz Road Widening project will widen Pentz Road from Skyway to Pearson Road to include a 12-foot-wide center turn lane, widened shoulders, and storm drain infrastructure. The project builds upon the FHWA disaster recovery efforts that are rehabilitating the existing roadway pavement.
<b>CIP/DR:</b> CIP	<b>Est. End Date:</b> 6/30/2030	
<b>Project No.:</b> 9427	<b>Department(s):</b> Public Works	
<b>Grant No.:</b> CDBG-DR 18DRINFRA – 18006 - 38	<b>Funding Status:</b> Secured	
	Reso No. 2022-12	

Project Development Costs											
Code	Project Phase / Type	Actuals Prior Years	Est. Actual 2025/2026	2026/2027	2027/2028	2028/2029	2029/2030	2030/2031	2031/Beyond		Total Costs
	Facilities Replacement / Construction	\$ -	\$ -	\$ -	\$ -	\$ -	\$ -	\$ -	\$ -	\$ -	\$ -
	Equipment Replacement / Construction	\$ -	\$ -	\$ -	\$ -	\$ -	\$ -	\$ -	\$ -	\$ -	\$ -
	Program Deployment	\$ -	\$ -	\$ -	\$ -	\$ -	\$ -	\$ -	\$ -	\$ -	\$ -
	Alternatives Analysis / Report Preparation	\$ -	\$ -	\$ -	\$ -	\$ -	\$ -	\$ -	\$ -	\$ -	\$ -
	Project Approval & Environmental Document	\$ -	\$ -	\$ -	\$ -	\$ -	\$ -	\$ -	\$ -	\$ -	\$ -
	Plans, Specifications & Estimates	\$ -	\$ -	\$ -	\$ -	\$ -	\$ -	\$ -	\$ -	\$ -	\$ -
	Preliminary Engineering/ Planning	\$ 557,493	\$ 600,000	\$ 642,507	\$ -	\$ -	\$ -	\$ -	\$ -	\$ -	\$ 1,800,000
	Right of Way & Utility Relocation	\$ -	\$ 100,000	\$ 1,000,000	\$ 900,000	\$ -	\$ -	\$ -	\$ -	\$ -	\$ 2,000,000
	Construction Engineering	\$ -	\$ -	\$ -	\$ 1,125,000	\$ 1,125,000	\$ 750,000	\$ -	\$ -	\$ -	\$ 3,000,000
	Construction/ Implementation	\$ -	\$ -	\$ -	\$ 7,500,000	\$ 7,500,000	\$ 6,718,100	\$ -	\$ -	\$ -	\$ 21,718,100
	Non-Infrastructure (Education Component)	\$ -	\$ -	\$ -	\$ -	\$ -	\$ -	\$ -	\$ -	\$ -	\$ -
<b>Annual Total</b>		<b>\$ 557,493</b>	<b>\$ 700,000</b>	<b>\$ 1,642,507</b>	<b>\$ 9,525,000</b>	<b>\$ 8,625,000</b>	<b>\$ 7,468,100</b>	<b>\$ -</b>	<b>\$ -</b>	<b>\$ -</b>	<b>\$ 28,518,100</b>

Project Development Funding											
Code	Project Funding Source	Actuals Prior Years	Est. Actual 2025/2026	2026/2027	2027/2028	2028/2029	2029/2030	2030/2031	2031/Beyond		Total Funding
	General Fund	\$ -	\$ -	\$ -	\$ -	\$ -	\$ -	\$ -	\$ -	\$ -	\$ -
	Federal Congestion Mitigation Air Quality	\$ -	\$ -	\$ -	\$ -	\$ -	\$ -	\$ -	\$ -	\$ -	\$ -
	Federal Emergency Relief Program	\$ -	\$ -	\$ -	\$ -	\$ -	\$ -	\$ -	\$ -	\$ -	\$ -
	Federal Hazard Mitigation Grant Program	\$ -	\$ -	\$ -	\$ -	\$ -	\$ -	\$ -	\$ -	\$ -	\$ -
	Federal Highway Safety Improvement Program	\$ -	\$ -	\$ -	\$ -	\$ -	\$ -	\$ -	\$ -	\$ -	\$ -
	Federal, FEMA Public Assistance	\$ -	\$ -	\$ -	\$ -	\$ -	\$ -	\$ -	\$ -	\$ -	\$ -
	CDBG-MIT	\$ -	\$ -	\$ -	\$ -	\$ -	\$ -	\$ -	\$ -	\$ -	\$ -
	Federal, United States Department of Agriculture	\$ -	\$ -	\$ -	\$ -	\$ -	\$ -	\$ -	\$ -	\$ -	\$ -
	Gas Tax / Streets	\$ -	\$ -	\$ -	\$ -	\$ -	\$ -	\$ -	\$ -	\$ -	\$ -
2110	Local Transportation / Transit	\$ -	\$ -	\$ -	\$ -	\$ -	\$ -	\$ -	\$ -	\$ -	\$ -
	Measure "C"/"V"	\$ -	\$ -	\$ -	\$ -	\$ -	\$ -	\$ -	\$ -	\$ -	\$ -
	Other, Community:	\$ -	\$ -	\$ -	\$ -	\$ -	\$ -	\$ -	\$ -	\$ -	\$ -
2320	Other, Federal:	\$ -	\$ -	\$ -	\$ -	\$ -	\$ -	\$ -	\$ -	\$ -	\$ -
	Other, State:	\$ -	\$ -	\$ -	\$ -	\$ -	\$ -	\$ -	\$ -	\$ -	\$ -
	State Active Transportation Program	\$ -	\$ -	\$ -	\$ -	\$ -	\$ -	\$ -	\$ -	\$ -	\$ -
	State Water Board Financial Assistance	\$ -	\$ -	\$ -	\$ -	\$ -	\$ -	\$ -	\$ -	\$ -	\$ -
2301	CDBG-DR	\$ 557,493	\$ 700,000	\$ 1,642,507	\$ 9,525,000	\$ 8,625,000	\$ 7,468,100	\$ -	\$ -	\$ -	\$ 28,518,100
	Utility Reimbursements	\$ -	\$ -	\$ -	\$ -	\$ -	\$ -	\$ -	\$ -	\$ -	\$ -
	Insurance	\$ -	\$ -	\$ -	\$ -	\$ -	\$ -	\$ -	\$ -	\$ -	\$ -
	Program Participant	\$ -	\$ -	\$ -	\$ -	\$ -	\$ -	\$ -	\$ -	\$ -	\$ -
	Unfunded	\$ -	\$ -	\$ -	\$ -	\$ -	\$ -	\$ -	\$ -	\$ -	\$ -
<b>Annual Total</b>		<b>\$ 557,493</b>	<b>\$ 700,000</b>	<b>\$ 1,642,507</b>	<b>\$ 9,525,000</b>	<b>\$ 8,625,000</b>	<b>\$ 7,468,100</b>	<b>\$ -</b>	<b>\$ -</b>	<b>\$ -</b>	<b>\$ 28,518,100</b>

**Town of Paradise Fiscal Year 2026/2027  
Capital Improvement & Disaster Recovery Plan**

<b>Project Title:</b> Roe Road Phase 1A	<b>Est. Start Date:</b> 7/1/2023	<b>Project Description</b> Roe Road Phase 1A Project will construct a new roadway with wide shoulders. The project will include a Class I multi-use pathway, ADA curb ramps, storm drain infrastructure connecting Edgewood Lane, Sawmill Road and South Libby Road.
<b>CIP/DR:</b> CIP	<b>Est. End Date:</b> 6/30/2031	
<b>Project No.:</b> 9428	<b>Department(s):</b> Public Works	
<b>Grant No.:</b> CDBG-DR 18DRINFRA – 18006 - 32	<b>Funding Status:</b> Secured      Reso No. 2022-12	

Project Development Costs										
Code	Project Phase / Type	Actuals Prior Years	Est. Actual 2025/2026	2026/2027	2027/2028	2028/2029	2029/2030	2030/2031	2031/Beyond	Total Costs
	Facilities Replacement / Construction	\$ -	\$ -	\$ -	\$ -	\$ -	\$ -	\$ -	\$ -	\$ -
	Equipment Replacement / Construction	\$ -	\$ -	\$ -	\$ -	\$ -	\$ -	\$ -	\$ -	\$ -
	Program Deployment	\$ -	\$ -	\$ -	\$ -	\$ -	\$ -	\$ -	\$ -	\$ -
	Alternatives Analysis / Report Preparation	\$ -	\$ -	\$ -	\$ -	\$ -	\$ -	\$ -	\$ -	\$ -
	Project Approval & Environmental Document	\$ -	\$ 178,000	\$ 187,000	\$ 540,000	\$ 1,167,000	\$ -	\$ -	\$ -	\$ 2,072,000
	Plans, Specifications & Estimates	\$ -	\$ -	\$ -	\$ 625,000	\$ 850,000	\$ -	\$ -	\$ -	\$ 1,475,000
	Preliminary Engineering/ Planning	\$ -	\$ -	\$ -	\$ -	\$ -	\$ -	\$ -	\$ -	\$ -
	Right of Way & Utility Relocation	\$ -	\$ -	\$ -	\$ -	\$ 450,000	\$ 900,000	\$ -	\$ -	\$ 1,350,000
	Construction Engineering	\$ -	\$ -	\$ -	\$ -	\$ -	\$ -	\$ 150,000	\$ 150,000	\$ 300,000
	Construction/ Implementation	\$ -	\$ -	\$ -	\$ -	\$ -	\$ -	\$ 2,000,000	\$ 2,100,900	\$ 4,100,900
	Non-Infrastructure (Education Component)	\$ -	\$ -	\$ -	\$ -	\$ -	\$ -	\$ -	\$ -	\$ -
<b>Annual Total</b>		<b>\$ -</b>	<b>\$ 178,000</b>	<b>\$ 187,000</b>	<b>\$ 1,165,000</b>	<b>\$ 2,467,000</b>	<b>\$ 900,000</b>	<b>\$ 2,150,000</b>	<b>\$ 2,250,900</b>	<b>\$ 9,297,900</b>

Project Development Funding										
Code	Project Funding Source	Actuals Prior Years	Est. Actual 2025/2026	2026/2027	2027/2028	2028/2029	2029/2030	2030/2031	2031/Beyond	Total Funding
	General Fund	\$ -	\$ -	\$ -	\$ -	\$ -	\$ -	\$ -	\$ -	\$ -
	Federal Congestion Mitigation Air Quality	\$ -	\$ -	\$ -	\$ -	\$ -	\$ -	\$ -	\$ -	\$ -
	Federal Emergency Relief Program	\$ -	\$ -	\$ -	\$ -	\$ -	\$ -	\$ -	\$ -	\$ -
	Federal Hazard Mitigation Grant Program	\$ -	\$ -	\$ -	\$ -	\$ -	\$ -	\$ -	\$ -	\$ -
	Federal Highway Safety Improvement Program	\$ -	\$ -	\$ -	\$ -	\$ -	\$ -	\$ -	\$ -	\$ -
	Federal, FEMA Public Assistance	\$ -	\$ -	\$ -	\$ -	\$ -	\$ -	\$ -	\$ -	\$ -
	CDBG-MIT	\$ -	\$ -	\$ -	\$ -	\$ -	\$ -	\$ -	\$ -	\$ -
	Federal, United States Department of Agriculture	\$ -	\$ -	\$ -	\$ -	\$ -	\$ -	\$ -	\$ -	\$ -
	Gas Tax / Streets	\$ -	\$ -	\$ -	\$ -	\$ -	\$ -	\$ -	\$ -	\$ -
2110	Local Transportation / Transit	\$ -	\$ -	\$ -	\$ -	\$ -	\$ -	\$ -	\$ -	\$ -
	Measure "C"/"V"	\$ -	\$ -	\$ -	\$ -	\$ -	\$ -	\$ -	\$ -	\$ -
	Other, Community:	\$ -	\$ -	\$ -	\$ -	\$ -	\$ -	\$ -	\$ -	\$ -
2320	Other, Federal:	\$ -	\$ 42,000	\$ 51,000	\$ 540,000	\$ 1,167,000	\$ -	\$ -	\$ -	\$ 1,800,000
	Other, State:	\$ -	\$ -	\$ -	\$ -	\$ -	\$ -	\$ -	\$ -	\$ -
	State Active Transportation Program	\$ -	\$ -	\$ -	\$ -	\$ -	\$ -	\$ -	\$ -	\$ -
	State Water Board Financial Assistance	\$ -	\$ -	\$ -	\$ -	\$ -	\$ -	\$ -	\$ -	\$ -
2301	CDBG-DR	\$ -	\$ 136,000	\$ 136,000	\$ 625,000	\$ 1,300,000	\$ 900,000	\$ 2,150,000	\$ 2,250,900	\$ 7,497,900
	Utility Reimbursements	\$ -	\$ -	\$ -	\$ -	\$ -	\$ -	\$ -	\$ -	\$ -
	Insurance	\$ -	\$ -	\$ -	\$ -	\$ -	\$ -	\$ -	\$ -	\$ -
	Program Participant	\$ -	\$ -	\$ -	\$ -	\$ -	\$ -	\$ -	\$ -	\$ -
	Unfunded	\$ -	\$ -	\$ -	\$ -	\$ -	\$ -	\$ -	\$ -	\$ -
<b>Annual Total</b>		<b>\$ -</b>	<b>\$ 178,000</b>	<b>\$ 187,000</b>	<b>\$ 1,165,000</b>	<b>\$ 2,467,000</b>	<b>\$ 900,000</b>	<b>\$ 2,150,000</b>	<b>\$ 2,250,900</b>	<b>\$ 9,297,900</b>

**Town of Paradise Fiscal Year 2026/2027  
Capital Improvement & Disaster Recovery Plan**

<b>Project Title:</b> Roe Road Phase 2	<b>Est. Start Date:</b> 7/1/2023	<b>Project Description</b> Roe Road Phase 2 Project will construct 1.3 miles of new two-lane roadway and a Class I multi-use path and vegetation management. Installation of storm drain facilities, bridge over Clear Creek, and traffic signal at Clark Road/State Route 191.
<b>CIP/DR:</b> CIP	<b>Est. End Date:</b> 6/30/2031	
<b>Project No.:</b> 9434	<b>Department(s):</b> Public Works	
<b>Grant No.:</b> CDBG-DR 18DRINFRA – 18006 - 50	<b>Funding Status:</b> Secured	
	Reso No. 2022-12	

Project Development Costs											
Code	Project Phase / Type	Actuals Prior Years	Est. Actual 2025/2026	2026/2027	2027/2028	2028/2029	2029/2030	2030/2031	2031/Beyond	Total Costs	
	Facilities Replacement / Construction	\$ -	\$ -	\$ -	\$ -	\$ -	\$ -	\$ -	\$ -	\$ -	
	Equipment Replacement / Construction	\$ -	\$ -	\$ -	\$ -	\$ -	\$ -	\$ -	\$ -	\$ -	
	Program Deployment	\$ -	\$ -	\$ -	\$ -	\$ -	\$ -	\$ -	\$ -	\$ -	
	Alternatives Analysis / Report Preparation	\$ -	\$ -	\$ -	\$ -	\$ -	\$ -	\$ -	\$ -	\$ -	
	Project Approval & Environmental Document	\$ -	255,000	1,000,000	1,515,000	-	-	-	-	2,770,000	
	Plans, Specifications & Estimates	\$ -	\$ -	\$ -	1,500,000	1,442,000	-	-	-	2,942,000	
	Preliminary Engineering/ Planning	\$ -	\$ -	\$ -	\$ -	\$ -	\$ -	\$ -	\$ -	\$ -	
	Right of Way & Utility Relocation	\$ -	\$ -	\$ -	\$ -	4,788,000	-	-	-	4,788,000	
	Construction Engineering	\$ -	\$ -	\$ -	\$ -	\$ -	500,000	2,000,000	2,000,000	4,500,000	
	Construction/ Implementation	\$ -	\$ -	\$ -	\$ -	\$ -	5,000,000	20,000,000	21,000,000	46,000,000	
	Non-Infrastructure (Education Component)	\$ -	\$ -	\$ -	\$ -	\$ -	\$ -	\$ -	\$ -	\$ -	
	<b>Annual Total</b>	\$ -	\$ 255,000	\$ 1,000,000	\$ 3,015,000	\$ 6,230,000	\$ 5,500,000	\$ 22,000,000	\$ 23,000,000	\$ 61,000,000	

Project Development Funding											
Code	Project Funding Source	Actuals Prior Years	Est. Actual 2025/2026	2026/2027	2027/2028	2028/2029	2029/2030	2030/2031	2031/Beyond	Total Funding	
	General Fund	\$ -	\$ -	\$ -	\$ -	\$ -	\$ -	\$ -	\$ -	\$ -	
	Federal Congestion Mitigation Air Quality	\$ -	\$ -	\$ -	\$ -	\$ -	\$ -	\$ -	\$ -	\$ -	
	Federal Emergency Relief Program	\$ -	\$ -	\$ -	\$ -	\$ -	\$ -	\$ -	\$ -	\$ -	
	Federal Hazard Mitigation Grant Program	\$ -	\$ -	\$ -	\$ -	\$ -	\$ -	\$ -	\$ -	\$ -	
	Federal Highway Safety Improvement Program	\$ -	\$ -	\$ -	\$ -	\$ -	\$ -	\$ -	\$ -	\$ -	
	Federal, FEMA Public Assistance	\$ -	\$ -	\$ -	\$ -	\$ -	\$ -	\$ -	\$ -	\$ -	
	CDBG-MIT	\$ -	\$ -	\$ -	\$ -	\$ -	\$ -	\$ -	\$ -	\$ -	
	Federal, United States Department of Agriculture	\$ -	\$ -	\$ -	\$ -	\$ -	\$ -	\$ -	\$ -	\$ -	
	Gas Tax / Streets	\$ -	\$ -	\$ -	\$ -	\$ -	\$ -	\$ -	\$ -	\$ -	
2110	Local Transportation / Transit	\$ -	\$ -	\$ -	\$ -	\$ -	\$ -	\$ -	\$ -	\$ -	
	Measure "C"/"V"	\$ -	\$ -	\$ -	\$ -	\$ -	\$ -	\$ -	\$ -	\$ -	
	Other, Community:	\$ -	\$ -	\$ -	\$ -	\$ -	\$ -	\$ -	\$ -	\$ -	
2113	Other, Federal:	\$ -	215,000	700,000	2,568,000	5,230,000	3,287,000	10,000,000	11,000,000	33,000,000	
	Other, State:	\$ -	\$ -	\$ -	\$ -	\$ -	\$ -	\$ -	\$ -	\$ -	
	State Active Transportation Program	\$ -	\$ -	\$ -	\$ -	\$ -	\$ -	\$ -	\$ -	\$ -	
	State Water Board Financial Assistance	\$ -	\$ -	\$ -	\$ -	\$ -	\$ -	\$ -	\$ -	\$ -	
2301	CDBG-DR	\$ -	40,000	300,000	447,000	1,000,000	2,213,000	12,000,000	12,000,000	28,000,000	
	Utility Reimbursements	\$ -	\$ -	\$ -	\$ -	\$ -	\$ -	\$ -	\$ -	\$ -	
	Insurance	\$ -	\$ -	\$ -	\$ -	\$ -	\$ -	\$ -	\$ -	\$ -	
	Program Participant	\$ -	\$ -	\$ -	\$ -	\$ -	\$ -	\$ -	\$ -	\$ -	
	Unfunded	\$ -	\$ -	\$ -	\$ -	\$ -	\$ -	\$ -	\$ -	\$ -	
	<b>Annual Total</b>	\$ -	\$ 255,000	\$ 1,000,000	\$ 3,015,000	\$ 6,230,000	\$ 5,500,000	\$ 22,000,000	\$ 23,000,000	\$ 61,000,000	

**Town of Paradise Fiscal Year 2026/2027  
Capital Improvement & Disaster Recovery Plan**

<b>Project Title:</b> Private Road Identification Project	<b>Est. Start Date:</b> 1/1/2025	<b>Project Description</b> The private road identification safety project allows for private roads to be standardized town wide through a new road sign that will be easily differentiated from publicly maintained roads. These private road signs that intersect with public roads will allow for daily emergency first responders to be more efficient therefore saving time, lives, and property in day to day life or in possible future disasters.
<b>CIP/DR:</b> CIP	<b>Est. End Date:</b> 6/30/2027	
<b>Project No.:</b> 9438	<b>Department(s):</b> Public Works	
<b>Grant No.:</b> 18-MIT-RIP-23010	<b>Funding Status:</b> Secured	
	Reso No. 2024-17	

Project Development Costs										
Code	Project Phase / Type	Actuals Prior Years	Est. Actual 2025/2026	2026/2027	2027/2028	2028/2029	2029/2030	2030/2031	2031/Beyond	Total Costs
	Facilities Replacement / Construction	\$ -	\$ -	\$ -	\$ -	\$ -	\$ -	\$ -	\$ -	\$ -
	Equipment Replacement / Construction	\$ -	\$ -	\$ -	\$ -	\$ -	\$ -	\$ -	\$ -	\$ -
	Program Deployment	\$ -	\$ -	\$ -	\$ -	\$ -	\$ -	\$ -	\$ -	\$ -
	Alternatives Analysis / Report Preparation	\$ -	\$ -	\$ -	\$ -	\$ -	\$ -	\$ -	\$ -	\$ -
	Project Approval & Environmental Document	\$ -	\$ 9,904	\$ 29,441	\$ -	\$ -	\$ -	\$ -	\$ -	\$ 39,345
	Plans, Specifications & Estimates	\$ -	\$ -	\$ 78,690	\$ -	\$ -	\$ -	\$ -	\$ -	\$ 78,690
	Preliminary Engineering/ Planning	\$ -	\$ -	\$ -	\$ -	\$ -	\$ -	\$ -	\$ -	\$ -
	Right of Way & Utility Relocation	\$ -	\$ -	\$ -	\$ -	\$ -	\$ -	\$ -	\$ -	\$ -
	Construction Engineering	\$ -	\$ -	\$ 59,018	\$ -	\$ -	\$ -	\$ -	\$ -	\$ 59,018
	Construction/ Implementation	\$ -	\$ -	\$ 536,900	\$ 250,000	\$ -	\$ -	\$ -	\$ -	\$ 786,900
	Non-Infrastructure (Education Component)	\$ -	\$ -	\$ -	\$ -	\$ -	\$ -	\$ -	\$ -	\$ -
<b>Annual Total</b>		\$ -	\$ 9,904	\$ 704,049	\$ 250,000	\$ -	\$ -	\$ -	\$ -	\$ 963,953

Project Development Funding										
Code	Project Funding Source	Actuals Prior Years	Est. Actual 2025/2026	2026/2027	2027/2028	2028/2029	2029/2030	2030/2031	2031/Beyond	Total Funding
	General Fund	\$ -	\$ -	\$ -	\$ -	\$ -	\$ -	\$ -	\$ -	\$ -
	Federal Congestion Mitigation Air Quality	\$ -	\$ -	\$ -	\$ -	\$ -	\$ -	\$ -	\$ -	\$ -
	Federal Emergency Relief Program	\$ -	\$ -	\$ -	\$ -	\$ -	\$ -	\$ -	\$ -	\$ -
	Federal Hazard Mitigation Grant Program	\$ -	\$ -	\$ -	\$ -	\$ -	\$ -	\$ -	\$ -	\$ -
	Federal Highway Safety Improvement Program	\$ -	\$ -	\$ -	\$ -	\$ -	\$ -	\$ -	\$ -	\$ -
	Federal, FEMA Public Assistance	\$ -	\$ -	\$ -	\$ -	\$ -	\$ -	\$ -	\$ -	\$ -
	CDBG-MIT	\$ -	\$ 9,904	\$ 704,049	\$ 250,000	\$ -	\$ -	\$ -	\$ -	\$ 963,953
	Federal, United States Department of Agriculture	\$ -	\$ -	\$ -	\$ -	\$ -	\$ -	\$ -	\$ -	\$ -
	Gas Tax / Streets	\$ -	\$ -	\$ -	\$ -	\$ -	\$ -	\$ -	\$ -	\$ -
2110	Local Transportation / Transit	\$ -	\$ -	\$ -	\$ -	\$ -	\$ -	\$ -	\$ -	\$ -
	Measure "C"/"V"	\$ -	\$ -	\$ -	\$ -	\$ -	\$ -	\$ -	\$ -	\$ -
	Other, Community:	\$ -	\$ -	\$ -	\$ -	\$ -	\$ -	\$ -	\$ -	\$ -
2320	Other, Federal:	\$ -	\$ -	\$ -	\$ -	\$ -	\$ -	\$ -	\$ -	\$ -
	Other, State:	\$ -	\$ -	\$ -	\$ -	\$ -	\$ -	\$ -	\$ -	\$ -
	State Active Transportation Program	\$ -	\$ -	\$ -	\$ -	\$ -	\$ -	\$ -	\$ -	\$ -
	State Water Board Financial Assistance	\$ -	\$ -	\$ -	\$ -	\$ -	\$ -	\$ -	\$ -	\$ -
	CDBG-DR	\$ -	\$ -	\$ -	\$ -	\$ -	\$ -	\$ -	\$ -	\$ -
	Utility Reimbursements	\$ -	\$ -	\$ -	\$ -	\$ -	\$ -	\$ -	\$ -	\$ -
	Insurance	\$ -	\$ -	\$ -	\$ -	\$ -	\$ -	\$ -	\$ -	\$ -
	Program Participant	\$ -	\$ -	\$ -	\$ -	\$ -	\$ -	\$ -	\$ -	\$ -
	Unfunded	\$ -	\$ -	\$ -	\$ -	\$ -	\$ -	\$ -	\$ -	\$ -
<b>Annual Total</b>		\$ -	\$ 9,904	\$ 704,049	\$ 250,000	\$ -	\$ -	\$ -	\$ -	\$ 963,953

**Town of Paradise Fiscal Year 2026/2027  
Capital Improvement & Disaster Recovery Plan**

<b>Project Title:</b> Storm Drain Resiliency Project	<b>Est. Start Date:</b> 1/1/2025	<b>Project Description</b> SDMP Priority # 2 Project Pentz near Yorke Towne Manor, SDMP Priority # 7 Project Oliver near Valley View Road, SDMP Priority # 5 Pearson Near Chapel, SDMP Priority # 8 Bille Near Lucky John, SDMP Priority # 15 Pearson Near Cathy, SDMP Priority # 19 Pearson Near Travis, SDMP Priority # 36 Pearson Near Middle Libby
<b>CIP/DR:</b> CIP	<b>Est. End Date:</b> 6/30/2030	
<b>Project No.:</b> 9439	<b>Department(s):</b> Public Works	
<b>Grant No.:</b> 18-MIT-RIP-23011	<b>Funding Status:</b> Secured <b>Reso No.:</b> 2024-17	

Project Development Costs										
Code	Project Phase / Type	Actuals Prior Years	Est. Actual 2025/2026	2026/2027	2027/2028	2028/2029	2029/2030	2030/2031	2031/Beyond	Total Costs
	Facilities Replacement / Construction	\$ -	\$ -	\$ -	\$ -	\$ -	\$ -	\$ -	\$ -	\$ -
	Equipment Replacement / Construction	\$ -	\$ -	\$ -	\$ -	\$ -	\$ -	\$ -	\$ -	\$ -
	Program Deployment	\$ -	\$ -	\$ -	\$ -	\$ -	\$ -	\$ -	\$ -	\$ -
	Alternatives Analysis / Report Preparation	\$ -	\$ -	\$ -	\$ -	\$ -	\$ -	\$ -	\$ -	\$ -
	Project Approval & Environmental Document	\$ 59	\$ 112,260	\$ 395,645	\$ 395,645	\$ -	\$ -	\$ -	\$ -	\$ 903,609
	Plans, Specifications & Estimates	\$ -	\$ -	\$ -	\$ 402,686	\$ 402,686	\$ -	\$ -	\$ -	\$ 805,373
	Preliminary Engineering/ Planning	\$ -	\$ -	\$ -	\$ -	\$ -	\$ -	\$ -	\$ -	\$ -
	Right of Way & Utility Relocation	\$ -	\$ -	\$ -	\$ 320,767	\$ 320,767	\$ -	\$ -	\$ -	\$ 641,535
	Construction Engineering	\$ -	\$ -	\$ -	\$ -	\$ 365,806	\$ 365,806	\$ -	\$ -	\$ 731,613
	Construction/ Implementation	\$ -	\$ -	\$ -	\$ -	\$ 3,113,571	\$ 3,113,571	\$ -	\$ -	\$ 6,227,142
	Non-Infrastructure (Education Component)	\$ -	\$ -	\$ -	\$ -	\$ -	\$ -	\$ -	\$ -	\$ -
<b>Annual Total</b>		<b>\$ 59</b>	<b>\$ 112,260</b>	<b>\$ 395,645</b>	<b>\$ 1,119,099</b>	<b>\$ 4,202,831</b>	<b>\$ 3,479,377</b>	<b>\$ -</b>	<b>\$ -</b>	<b>\$ 9,309,271</b>

Project Development Funding										
Code	Project Funding Source	Actuals Prior Years	Est. Actual 2025/2026	2026/2027	2027/2028	2028/2029	2029/2030	2030/2031	2031/Beyond	Total Funding
	General Fund	\$ -	\$ -	\$ -	\$ -	\$ -	\$ -	\$ -	\$ -	\$ -
	Federal Congestion Mitigation Air Quality	\$ -	\$ -	\$ -	\$ -	\$ -	\$ -	\$ -	\$ -	\$ -
	Federal Emergency Relief Program	\$ -	\$ -	\$ -	\$ -	\$ -	\$ -	\$ -	\$ -	\$ -
	Federal Hazard Mitigation Grant Program	\$ -	\$ -	\$ -	\$ -	\$ -	\$ -	\$ -	\$ -	\$ -
	Federal Highway Safety Improvement Program	\$ -	\$ -	\$ -	\$ -	\$ -	\$ -	\$ -	\$ -	\$ -
	Federal, FEMA Public Assistance	\$ -	\$ -	\$ -	\$ -	\$ -	\$ -	\$ -	\$ -	\$ -
	CDBG-MIT	\$ 59	\$ 112,260	\$ 395,645	\$ 1,119,099	\$ 4,202,831	\$ 3,479,377	\$ -	\$ -	\$ 9,309,271
	Federal, United States Department of Agriculture	\$ -	\$ -	\$ -	\$ -	\$ -	\$ -	\$ -	\$ -	\$ -
	Gas Tax / Streets	\$ -	\$ -	\$ -	\$ -	\$ -	\$ -	\$ -	\$ -	\$ -
2110	Local Transportation / Transit	\$ -	\$ -	\$ -	\$ -	\$ -	\$ -	\$ -	\$ -	\$ -
	Measure "C"/"V"	\$ -	\$ -	\$ -	\$ -	\$ -	\$ -	\$ -	\$ -	\$ -
	Other, Community:	\$ -	\$ -	\$ -	\$ -	\$ -	\$ -	\$ -	\$ -	\$ -
2320	Other, Federal:	\$ -	\$ -	\$ -	\$ -	\$ -	\$ -	\$ -	\$ -	\$ -
	Other, State:	\$ -	\$ -	\$ -	\$ -	\$ -	\$ -	\$ -	\$ -	\$ -
	State Active Transportation Program	\$ -	\$ -	\$ -	\$ -	\$ -	\$ -	\$ -	\$ -	\$ -
	State Water Board Financial Assistance	\$ -	\$ -	\$ -	\$ -	\$ -	\$ -	\$ -	\$ -	\$ -
	CDBG-DR	\$ -	\$ -	\$ -	\$ -	\$ -	\$ -	\$ -	\$ -	\$ -
	Utility Reimbursements	\$ -	\$ -	\$ -	\$ -	\$ -	\$ -	\$ -	\$ -	\$ -
	Insurance	\$ -	\$ -	\$ -	\$ -	\$ -	\$ -	\$ -	\$ -	\$ -
	Program Participant	\$ -	\$ -	\$ -	\$ -	\$ -	\$ -	\$ -	\$ -	\$ -
	Unfunded	\$ -	\$ -	\$ -	\$ -	\$ -	\$ -	\$ -	\$ -	\$ -
<b>Annual Total</b>		<b>\$ 59</b>	<b>\$ 112,260</b>	<b>\$ 395,645</b>	<b>\$ 1,119,099</b>	<b>\$ 4,202,831</b>	<b>\$ 3,479,377</b>	<b>\$ -</b>	<b>\$ -</b>	<b>\$ 9,309,271</b>

**Town of Paradise Fiscal Year 2026/2027  
Capital Improvement & Disaster Recovery Plan**

<b>Project Title:</b> Facilities Master Plan	<b>Est. Start Date:</b> 2/1/2026	<b>Project Description</b> The Facilities Master Plan will evaluate all Town-owned facilities and parcels to determine which should be retained, modernized, replaced, repurposed, or considered for disposal, and will guide long-range facility investments. Simultaneously, the consultant shall fast-track the Corporation Yard analysis and concept design, including evaluation of siting options
<b>CIP/DR:</b> CIP	<b>Est. End Date:</b> 4/1/2028	
<b>Project No.:</b> 9441	<b>Department(s):</b> Public Works	
<b>Grant No.:</b> N/A	<b>Funding Status:</b> Secured      Reso 2026-14	

Project Development Costs										
Code	Project Phase / Type	Actuals Prior Years	Est. Actual 2025/2026	2026/2027	2027/2028	2028/2029	2029/2030	2030/2031	2031/Beyond	Total Costs
	Facilities Replacement / Construction	\$ -	\$ -	\$ -	\$ -	\$ -	\$ -	\$ -	\$ -	\$ -
	Equipment Replacement / Construction	\$ -	\$ -	\$ -	\$ -	\$ -	\$ -	\$ -	\$ -	\$ -
	Program Deployment	\$ -	\$ -	\$ -	\$ -	\$ -	\$ -	\$ -	\$ -	\$ -
	Alternatives Analysis / Report Preparation	\$ -	\$ -	228,605	\$ -	\$ -	\$ -	\$ -	\$ -	\$ 228,605
	Project Approval & Environmental Document	\$ -	\$ -	\$ -	\$ -	\$ -	\$ -	\$ -	\$ -	\$ -
	Plans, Specifications & Estimates	\$ -	\$ -	262,595	\$ -	\$ -	\$ -	\$ -	\$ -	\$ 262,595
	Preliminary Engineering/ Planning	\$ -	\$ -	\$ -	\$ -	\$ -	\$ -	\$ -	\$ -	\$ -
	Right of Way & Utility Relocation	\$ -	\$ -	\$ -	\$ -	\$ -	\$ -	\$ -	\$ -	\$ -
	Construction Engineering	\$ -	\$ -	\$ -	67,520	\$ -	\$ -	\$ -	\$ -	\$ 67,520
	Construction/ Implementation	\$ -	\$ -	\$ -	\$ -	\$ -	\$ -	\$ -	\$ -	\$ -
	Non-Infrastructure (Education Component)	\$ -	\$ -	\$ -	\$ -	\$ -	\$ -	\$ -	\$ -	\$ -
<b>Annual Total</b>		\$ -	\$ -	\$ 491,200	\$ 67,520	\$ -	\$ -	\$ -	\$ -	\$ 558,720

Project Development Funding										
Code	Project Funding Source	Actuals Prior Years	Est. Actual 2025/2026	2026/2027	2027/2028	2028/2029	2029/2030	2030/2031	2031/Beyond	Total Funding
	General Fund	\$ -	\$ -	\$ -	\$ -	\$ -	\$ -	\$ -	\$ -	\$ -
	Federal Congestion Mitigation Air Quality	\$ -	\$ -	\$ -	\$ -	\$ -	\$ -	\$ -	\$ -	\$ -
	Federal Emergency Relief Program	\$ -	\$ -	\$ -	\$ -	\$ -	\$ -	\$ -	\$ -	\$ -
	Federal Hazard Mitigation Grant Program	\$ -	\$ -	\$ -	\$ -	\$ -	\$ -	\$ -	\$ -	\$ -
	Federal Highway Safety Improvement Program	\$ -	\$ -	\$ -	\$ -	\$ -	\$ -	\$ -	\$ -	\$ -
	Federal, FEMA Public Assistance	\$ -	\$ -	\$ -	\$ -	\$ -	\$ -	\$ -	\$ -	\$ -
	CDBG-MIT	\$ -	\$ -	\$ -	\$ -	\$ -	\$ -	\$ -	\$ -	\$ -
	Federal, United States Department of Agriculture	\$ -	\$ -	\$ -	\$ -	\$ -	\$ -	\$ -	\$ -	\$ -
	Gas Tax / Streets	\$ -	\$ -	\$ -	\$ -	\$ -	\$ -	\$ -	\$ -	\$ -
2110	Local Transportation / Transit	\$ -	\$ -	\$ -	\$ -	\$ -	\$ -	\$ -	\$ -	\$ -
	Measure "C"/"V"	\$ -	\$ -	\$ -	\$ -	\$ -	\$ -	\$ -	\$ -	\$ -
	Other, Community:	\$ -	\$ -	\$ -	\$ -	\$ -	\$ -	\$ -	\$ -	\$ -
2320	Other, Federal:	\$ -	\$ -	\$ -	\$ -	\$ -	\$ -	\$ -	\$ -	\$ -
	Other, State:	\$ -	\$ -	\$ -	\$ -	\$ -	\$ -	\$ -	\$ -	\$ -
	State Active Transportation Program	\$ -	\$ -	\$ -	\$ -	\$ -	\$ -	\$ -	\$ -	\$ -
	State Water Board Financial Assistance	\$ -	\$ -	\$ -	\$ -	\$ -	\$ -	\$ -	\$ -	\$ -
	CDBG-DR	\$ -	\$ -	\$ -	\$ -	\$ -	\$ -	\$ -	\$ -	\$ -
	Utility Reimbursements	\$ -	\$ -	\$ -	\$ -	\$ -	\$ -	\$ -	\$ -	\$ -
	Insurance	\$ -	\$ -	491,200	67,520	\$ -	\$ -	\$ -	\$ -	\$ 558,720
	Program Participant	\$ -	\$ -	\$ -	\$ -	\$ -	\$ -	\$ -	\$ -	\$ -
	Unfunded	\$ -	\$ -	\$ -	\$ -	\$ -	\$ -	\$ -	\$ -	\$ -
<b>Annual Total</b>		\$ -	\$ -	\$ 491,200	\$ 67,520	\$ -	\$ -	\$ -	\$ -	\$ 558,720

**Town of Paradise Fiscal Year 2026/2027  
Capital Improvement & Disaster Recovery Plan**

<b>Project Title:</b> Skyway Roadway Maintenance	<b>Est. Start Date:</b> 7/1/2026	<b>Project Description</b> Perform roadway pavement maintenance on Skyway, between Bille and Wagstaff Roads.
<b>CIP/DR:</b> CIP	<b>Est. End Date:</b> 12/31/2026	
<b>Project No.:</b> 9442	<b>Department(s):</b> Public Works	
<b>Grant No.:</b> N/A	<b>Funding Status:</b> Funded	

Project Development Costs										
Code	Project Phase / Type	Actuals Prior Years	Est. Actual 2025/2026	2026/2027	2027/2028	2028/2029	2029/2030	2030/2031	2031/Beyond	Total Costs
	Facilities Replacement / Construction	\$ -	\$ -	\$ -	\$ -	\$ -	\$ -	\$ -	\$ -	\$ -
	Equipment Replacement / Construction	\$ -	\$ -	\$ -	\$ -	\$ -	\$ -	\$ -	\$ -	\$ -
	Program Deployment	\$ -	\$ -	\$ -	\$ -	\$ -	\$ -	\$ -	\$ -	\$ -
	Alternatives Analysis / Report Preparation	\$ -	\$ -	\$ -	\$ -	\$ -	\$ -	\$ -	\$ -	\$ -
	Project Approval & Environmental Document	\$ -	\$ -	\$ -	\$ -	\$ -	\$ -	\$ -	\$ -	\$ -
	Plans, Specifications & Estimates	\$ -	\$ -	\$ -	\$ -	\$ -	\$ -	\$ -	\$ -	\$ -
	Preliminary Engineering/ Planning	\$ -	\$ -	\$ -	\$ -	\$ -	\$ -	\$ -	\$ -	\$ -
	Right of Way & Utility Relocation	\$ -	\$ -	\$ -	\$ -	\$ -	\$ -	\$ -	\$ -	\$ -
	Construction Engineering	\$ -	\$ -	\$ -	\$ -	\$ -	\$ -	\$ -	\$ -	\$ -
	Construction/ Implementation	\$ -	\$ -	\$ 200,000	\$ -	\$ -	\$ -	\$ -	\$ -	\$ 200,000
	Non-Infrastructure (Education Component)	\$ -	\$ -	\$ -	\$ -	\$ -	\$ -	\$ -	\$ -	\$ -
<b>Annual Total</b>		<b>\$ -</b>	<b>\$ -</b>	<b>\$ 200,000</b>	<b>\$ -</b>	<b>\$ -</b>	<b>\$ -</b>	<b>\$ -</b>	<b>\$ -</b>	<b>\$ 200,000</b>

Project Development Funding										
Code	Project Funding Source	Actuals Prior Years	Est. Actual 2025/2026	2026/2027	2027/2028	2028/2029	2029/2030	2030/2031	2031/Beyond	Total Funding
	General Fund	\$ -	\$ -	\$ -	\$ -	\$ -	\$ -	\$ -	\$ -	\$ -
	Federal Congestion Mitigation Air Quality	\$ -	\$ -	\$ -	\$ -	\$ -	\$ -	\$ -	\$ -	\$ -
	Federal Emergency Relief Program	\$ -	\$ -	\$ -	\$ -	\$ -	\$ -	\$ -	\$ -	\$ -
	Federal Hazard Mitigation Grant Program	\$ -	\$ -	\$ -	\$ -	\$ -	\$ -	\$ -	\$ -	\$ -
	Federal Highway Safety Improvement Program	\$ -	\$ -	\$ -	\$ -	\$ -	\$ -	\$ -	\$ -	\$ -
	Federal, FEMA Public Assistance	\$ -	\$ -	\$ -	\$ -	\$ -	\$ -	\$ -	\$ -	\$ -
	CDBG-MIT	\$ -	\$ -	\$ -	\$ -	\$ -	\$ -	\$ -	\$ -	\$ -
	Federal, United States Department of Agriculture	\$ -	\$ -	\$ -	\$ -	\$ -	\$ -	\$ -	\$ -	\$ -
	Gas Tax / Streets	\$ -	\$ -	\$ 200,000	\$ -	\$ -	\$ -	\$ -	\$ -	\$ 200,000
2110	Local Transportation / Transit	\$ -	\$ -	\$ -	\$ -	\$ -	\$ -	\$ -	\$ -	\$ -
	Measure "C"/"V"	\$ -	\$ -	\$ -	\$ -	\$ -	\$ -	\$ -	\$ -	\$ -
	Other, Community:	\$ -	\$ -	\$ -	\$ -	\$ -	\$ -	\$ -	\$ -	\$ -
2320	Other, Federal:	\$ -	\$ -	\$ -	\$ -	\$ -	\$ -	\$ -	\$ -	\$ -
	Other, State:	\$ -	\$ -	\$ -	\$ -	\$ -	\$ -	\$ -	\$ -	\$ -
	State Active Transportation Program	\$ -	\$ -	\$ -	\$ -	\$ -	\$ -	\$ -	\$ -	\$ -
	State Water Board Financial Assistance	\$ -	\$ -	\$ -	\$ -	\$ -	\$ -	\$ -	\$ -	\$ -
	CDBG-DR	\$ -	\$ -	\$ -	\$ -	\$ -	\$ -	\$ -	\$ -	\$ -
	Utility Reimbursements	\$ -	\$ -	\$ -	\$ -	\$ -	\$ -	\$ -	\$ -	\$ -
	Insurance	\$ -	\$ -	\$ -	\$ -	\$ -	\$ -	\$ -	\$ -	\$ -
	Program Participant	\$ -	\$ -	\$ -	\$ -	\$ -	\$ -	\$ -	\$ -	\$ -
	Unfunded	\$ -	\$ -	\$ -	\$ -	\$ -	\$ -	\$ -	\$ -	\$ -
<b>Annual Total</b>		<b>\$ -</b>	<b>\$ -</b>	<b>\$ 200,000</b>	<b>\$ -</b>	<b>\$ -</b>	<b>\$ -</b>	<b>\$ -</b>	<b>\$ -</b>	<b>\$ 200,000</b>

**Town of Paradise Fiscal Year 2026/2027  
Capital Improvement & Disaster Recovery Plan**

<b>Project Title:</b> Storm Drain Resiliency Project PH 2	<b>Est. Start Date:</b> 7/1/2026	<b>Project Description</b> SDMP Priority # 6 Elliott Between Maxwell and Clark, SDMP Priority # 9 Foster at Roe, SDMP Priority # 10 Saxberg Dr, SDMP Priority # 11 DeMille at Harrison, SDMP Priority # 14 Wagstaff Near Parkwood, SDMP Priority # 20 Foster Near Marvin, SDMP Priority # 26 Elliott Near Grape, SDMP Priority # 27 Crestmoor Near Rankin, SDMP Priority # 28 On Wagstaff, SDMP Priority # 31 Bille Near Descanso, SDMP Priority # 34 Rocky Lane Near Herman and Memorial
<b>CIP/DR:</b> CIP	<b>Est. End Date:</b> 6/30/2031	
<b>Project No.:</b> 9443	<b>Department(s):</b> Public Works	
<b>Grant No.:</b> 18-MIT-RIP- TBD	<b>Funding Status:</b> Secured	

Project Development Costs										
Code	Project Phase / Type	Actuals Prior Years	Est. Actual 2025/2026	2026/2027	2027/2028	2028/2029	2029/2030	2030/2031	2031/Beyond	Total Costs
	Facilities Replacement / Construction	\$ -	\$ -	\$ -	\$ -	\$ -	\$ -	\$ -	\$ -	\$ -
	Equipment Replacement / Construction	\$ -	\$ -	\$ -	\$ -	\$ -	\$ -	\$ -	\$ -	\$ -
	Program Deployment	\$ -	\$ -	\$ -	\$ -	\$ -	\$ -	\$ -	\$ -	\$ -
	Alternatives Analysis / Report Preparation	\$ -	\$ -	\$ -	\$ -	\$ -	\$ -	\$ -	\$ -	\$ -
	Project Approval & Environmental Document	\$ -	\$ -	\$ 512,011	\$ 512,011	\$ -	\$ -	\$ -	\$ -	\$ 1,024,023
	Plans, Specifications & Estimates	\$ -	\$ -	\$ -	\$ 275,529	\$ 275,529	\$ -	\$ -	\$ -	\$ 551,058
	Preliminary Engineering/ Planning	\$ -	\$ -	\$ -	\$ -	\$ -	\$ -	\$ -	\$ -	\$ -
	Right of Way & Utility Relocation	\$ -	\$ -	\$ -	\$ -	\$ 235,748	\$ -	\$ -	\$ -	\$ 235,748
	Construction Engineering	\$ -	\$ -	\$ -	\$ -	\$ -	\$ 275,529	\$ 275,529	\$ -	\$ 551,058
	Construction/ Implementation	\$ -	\$ -	\$ -	\$ -	\$ -	\$ 3,153,100	\$ 3,153,099	\$ -	\$ -
	Non-Infrastructure (Education Component)	\$ -	\$ -	\$ -	\$ -	\$ -	\$ -	\$ -	\$ -	\$ -
<b>Annual Total</b>		<b>\$ -</b>	<b>\$ -</b>	<b>\$ 512,011</b>	<b>\$ 787,540.38</b>	<b>\$ 511,276.82</b>	<b>\$ 3,428,628.94</b>	<b>\$ 3,428,628</b>	<b>\$ -</b>	<b>\$ 2,361,887</b>

Project Development Funding										
Code	Project Funding Source	Actuals Prior Years	Est. Actual 2025/2026	2026/2027	2027/2028	2028/2029	2029/2030	2030/2031	2031/Beyond	Total Funding
	General Fund	\$ -	\$ -	\$ -	\$ -	\$ -	\$ -	\$ -	\$ -	\$ -
	Federal Congestion Mitigation Air Quality	\$ -	\$ -	\$ -	\$ -	\$ -	\$ -	\$ -	\$ -	\$ -
	Federal Emergency Relief Program	\$ -	\$ -	\$ -	\$ -	\$ -	\$ -	\$ -	\$ -	\$ -
	Federal Hazard Mitigation Grant Program	\$ -	\$ -	\$ -	\$ -	\$ -	\$ -	\$ -	\$ -	\$ -
	Federal Highway Safety Improvement Program	\$ -	\$ -	\$ -	\$ -	\$ -	\$ -	\$ -	\$ -	\$ -
	Federal, FEMA Public Assistance	\$ -	\$ -	\$ -	\$ -	\$ -	\$ -	\$ -	\$ -	\$ -
	CDBG-MIT	\$ -	\$ -	\$ 512,011	\$ 787,540	\$ 511,277	\$ 3,428,629	\$ 3,428,628	\$ -	\$ 8,668,086
	Federal, United States Department of Agriculture	\$ -	\$ -	\$ -	\$ -	\$ -	\$ -	\$ -	\$ -	\$ -
	Gas Tax / Streets	\$ -	\$ -	\$ -	\$ -	\$ -	\$ -	\$ -	\$ -	\$ -
2110	Local Transportation / Transit	\$ -	\$ -	\$ -	\$ -	\$ -	\$ -	\$ -	\$ -	\$ -
	Measure "C"/"V"	\$ -	\$ -	\$ -	\$ -	\$ -	\$ -	\$ -	\$ -	\$ -
	Other, Community:	\$ -	\$ -	\$ -	\$ -	\$ -	\$ -	\$ -	\$ -	\$ -
2320	Other, Federal:	\$ -	\$ -	\$ -	\$ -	\$ -	\$ -	\$ -	\$ -	\$ -
	Other, State:	\$ -	\$ -	\$ -	\$ -	\$ -	\$ -	\$ -	\$ -	\$ -
	State Active Transportation Program	\$ -	\$ -	\$ -	\$ -	\$ -	\$ -	\$ -	\$ -	\$ -
	State Water Board Financial Assistance	\$ -	\$ -	\$ -	\$ -	\$ -	\$ -	\$ -	\$ -	\$ -
	CDBG-DR	\$ -	\$ -	\$ -	\$ -	\$ -	\$ -	\$ -	\$ -	\$ -
	Utility Reimbursements	\$ -	\$ -	\$ -	\$ -	\$ -	\$ -	\$ -	\$ -	\$ -
	Insurance	\$ -	\$ -	\$ -	\$ -	\$ -	\$ -	\$ -	\$ -	\$ -
	Program Participant	\$ -	\$ -	\$ -	\$ -	\$ -	\$ -	\$ -	\$ -	\$ -
	Unfunded	\$ -	\$ -	\$ -	\$ -	\$ -	\$ -	\$ -	\$ -	\$ -
<b>Annual Total</b>		<b>\$ -</b>	<b>\$ -</b>	<b>\$ 512,011</b>	<b>\$ 787,540.38</b>	<b>\$ 511,276.82</b>	<b>\$ 3,428,628.94</b>	<b>\$ 3,428,628</b>	<b>\$ -</b>	<b>\$ 8,668,086</b>

TOWN OF PARADISE

Fiscal Year 2026/2027

2030 Building Safety & Waste Wtr Svcs

Summary

	2025 Actual Amount	2026 Amended Budget	YTD 2026 Actual Amount	2027 Department Requested	2027 Town Council Approved
<b>Fund: 2030 Building Safety &amp; Waste Wtr Svcs</b>					
<b>Revenue</b>					
001 - Enterprise Revenues	\$2,511,813	\$2,266,772	\$2,221,182	\$2,193,256	\$2,193,256
030 - Fines, Forfeitures and Penalties	\$105,600	\$1,200	\$89,800	\$70,000	\$70,000
040 - Investment Revenue	\$8,520	\$0	\$0	\$0	\$0
050 - Intergovernmental Revenues	\$0	\$0	\$0	\$0	\$0
060 - Charges for Services	\$283,833	\$238,500	\$258,259	\$238,500	\$238,500
070 - Other Revenues	\$395	\$0	\$20	\$0	\$0
080 - Other Financing Sources	\$0	\$0	\$0	\$0	\$0
<b>Revenue Totals</b>	<b>\$2,910,161</b>	<b>\$2,506,472</b>	<b>\$2,569,262</b>	<b>\$2,501,756</b>	<b>\$2,501,756</b>
<b>Expenditures</b>					
010 - Salaries and Wages	\$1,784,966	\$2,031,621	\$2,033,806	\$2,169,446	\$2,169,446
015 - Other Employee Costs	\$85,943	\$111,628	\$90,836	\$133,144	\$133,144
020 - Supplies	\$45,793	\$72,300	\$42,494	\$65,300	\$65,300
030 - Postage Printing and Advertising	\$4,579	\$3,500	\$1,754	\$3,800	\$3,800
040 - Utilities	\$63,955	\$71,080	\$55,726	\$47,100	\$47,100
050 - Services	\$602,477	\$1,158,670	\$947,130	\$761,570	\$761,570
060 - Employee Development	\$12,017	\$34,600	\$12,754	\$47,100	\$47,100
070 - Other Costs	\$2,994	\$3,400	\$1,290	\$3,400	\$3,400
075 - Special Costs	\$41,936	\$40,000	\$0	\$40,000	\$40,000
080 - Capital Outlay	\$0	\$50,000	\$20,818	\$0	\$0
090 - Debt Service	\$172,503	\$5,530	\$3,898	\$1,140	\$1,140
095 - Other Financing Uses	\$375,024	\$474,780	\$0	\$214,335	\$214,335
<b>Expenditure Totals</b>	<b>\$3,192,187</b>	<b>\$4,057,109</b>	<b>\$3,210,506</b>	<b>\$3,486,335</b>	<b>\$3,486,335</b>
<b>Revenue Grand Totals:</b>	<b>\$2,910,161</b>	<b>\$2,506,472</b>	<b>\$2,569,262</b>	<b>\$2,501,756</b>	<b>\$2,501,756</b>
<b>Expenditure Grand Totals:</b>	<b>\$3,192,187</b>	<b>\$4,057,109</b>	<b>\$3,210,506</b>	<b>\$3,486,335</b>	<b>\$3,486,335</b>
<b>Net Grand Totals:</b>	<b>(\$282,026)</b>	<b>(\$1,550,637)</b>	<b>(\$641,244)</b>	<b>(\$984,579)</b>	<b>(\$984,579)</b>

TOWN OF PARADISE

Fiscal Year 2026/2027

2070 Animal Control

Summary

	2025 Actual Amount	2026 Amended Budget	YTD 2026 Actual Amount	2027 Department Requested	2027 Town Council Approved
<b>Fund: 2070 Animal Control</b>					
<b>Revenue</b>					
010 - Taxes	\$134,160	\$130,000	\$0	\$130,000	\$130,000
030 - Fines, Forfeitures and Penalties	\$3,500	\$500	\$0	\$500	\$500
040 - Investment Revenue	\$0	\$0	\$0	\$0	\$0
050 - Intergovernmental Revenues	\$0	\$0	\$0	\$0	\$0
060 - Charges for Services	\$22,779	\$18,421	\$17,810	\$18,696	\$18,696
070 - Other Revenues	\$18,770	\$15,000	\$0	\$15,000	\$15,000
080 - Other Financing Sources	\$0	\$430,587	(\$13)	\$467,138	\$467,138
<b>Revenue Totals</b>	<b>\$179,208</b>	<b>\$594,508</b>	<b>\$17,797</b>	<b>\$631,334</b>	<b>\$631,334</b>
<b>Expenditures</b>					
010 - Salaries and Wages	\$319,167	\$356,755	\$378,922	\$384,878	\$384,878
015 - Other Employee Costs	\$18,354	\$20,277	\$21,881	\$43,699	\$43,699
020 - Supplies	\$19,750	\$33,125	\$20,103	\$34,855	\$34,855
030 - Postage Printing and Advertising	\$88	\$1,400	\$347	\$1,200	\$1,200
040 - Utilities	\$19,097	\$23,000	\$20,223	\$25,257	\$25,257
050 - Services	\$52,859	\$44,316	\$41,309	\$61,798	\$61,798
060 - Employee Development	\$4,524	\$14,300	\$5,520	\$5,250	\$5,250
070 - Other Costs	\$0	\$30	\$0	\$30	\$30
075 - Special Costs	\$1,488	\$1,250	\$0	\$1,250	\$1,250
080 - Capital Outlay	\$0	\$0	\$0	\$0	\$0
090 - Debt Service	\$25,084	\$0	\$0	\$0	\$0
095 - Other Financing Uses	\$70,755	\$100,055	\$0	\$73,117	\$73,117
<b>Expenditure Totals</b>	<b>\$531,165</b>	<b>\$594,508</b>	<b>\$488,304</b>	<b>\$631,334</b>	<b>\$631,334</b>
<b>Revenue Grand Totals:</b>	<b>\$179,208</b>	<b>\$594,508</b>	<b>\$17,797</b>	<b>\$631,334</b>	<b>\$631,334</b>
<b>Expenditure Grand Totals:</b>	<b>\$531,165</b>	<b>\$594,508</b>	<b>\$488,304</b>	<b>\$631,334</b>	<b>\$631,334</b>
<b>Net Grand Totals:</b>	<b>(\$351,956)</b>	<b>\$0</b>	<b>(\$470,508)</b>	<b>\$0</b>	<b>\$0</b>

**TOWN OF PARADISE**

Fiscal Year 2026/2027

**2090 Camp Fire 2018**

Summary

	2025 Actual Amount	2026 Amended Budget	YTD 2026 Actual Amount	2027 Department Requested	2027 Town Council Approved
<b>Fund: 2090 Camp Fire 2018</b>					
<b>Revenue</b>					
050 - Intergovernmental Revenues	\$3,134,636	\$14,135,724	\$22,920	\$2,966,060	\$2,966,060
070 - Other Revenues	\$0	\$0	\$0	\$0	\$0
080 - Other Financing Sources	\$2,714	\$0	\$0	\$0	\$0
<b>Revenue Totals</b>	<b>\$3,137,349</b>	<b>\$14,135,724</b>	<b>\$22,920</b>	<b>\$2,966,060</b>	<b>\$2,966,060</b>
<b>Expenditures</b>					
010 - Salaries and Wages	\$163,674	\$0	\$212,261	\$0	\$0
015 - Other Employee Costs	\$0	\$0	\$0	\$0	\$0
020 - Supplies	\$0	\$0	\$0	\$0	\$0
030 - Postage Printing and Advertising	\$0	\$0	\$0	\$0	\$0
040 - Utilities	\$85	\$0	\$0	\$0	\$0
050 - Services	\$12,925,488	\$14,135,724	\$9,540,478	\$2,966,060	\$2,966,060
060 - Employee Development	\$0	\$0	\$0	\$0	\$0
070 - Other Costs	\$0	\$0	\$0	\$0	\$0
080 - Capital Outlay	\$0	\$0	\$0	\$0	\$0
095 - Other Financing Uses	\$0	\$0	\$0	\$0	\$0
<b>Expenditure Totals</b>	<b>\$13,089,247</b>	<b>\$14,135,724</b>	<b>\$9,752,739</b>	<b>\$2,966,060</b>	<b>\$2,966,060</b>
<b>Revenue Grand Totals:</b>	<b>\$3,137,349</b>	<b>\$14,135,724</b>	<b>\$22,920</b>	<b>\$2,966,060</b>	<b>\$2,966,060</b>
<b>Expenditure Grand Totals:</b>	<b>\$13,089,247</b>	<b>\$14,135,724</b>	<b>\$9,752,739</b>	<b>\$2,966,060</b>	<b>\$2,966,060</b>
<b>Net Grand Totals:</b>	<b>(\$9,951,898)</b>	<b>\$0</b>	<b>(\$9,729,819)</b>	<b>\$0</b>	<b>\$0</b>

TOWN OF PARADISE

Fiscal Year 2026/2027

2110 Transportation Fund

Summary

	2025 Actual Amount	2026 Amended Budget	YTD 2026 Actual Amount	2027 Department Requested	2027 Town Council Approved
<b>Fund: 2110 Transportation Fund</b>					
<b>Revenue</b>					
040 - Investment Revenue	\$333	\$0	\$0	\$0	\$0
050 - Intergovernmental Revenues	\$236,925	\$322,361	\$0	\$324,356	\$324,356
070 - Other Revenues	\$0	\$0	\$0	\$0	\$0
080 - Other Financing Sources	\$0	\$0	\$0	\$0	\$0
<b>Revenue Totals</b>	<b>\$237,258</b>	<b>\$322,361</b>	<b>\$0</b>	<b>\$324,356</b>	<b>\$324,356</b>
<b>Expenditures</b>					
010 - Salaries and Wages	\$34,985	\$83,154	\$30,943	\$105,613	\$105,613
015 - Other Employee Costs	\$0	\$0	\$171	\$730	\$730
020 - Supplies	\$0	\$0	\$0	\$0	\$0
030 - Postage Printing and Advertising	\$0	\$0	\$0	\$0	\$0
040 - Utilities	\$4,921	\$0	\$462	\$485	\$485
050 - Services	\$1,928	\$51,000	\$36,234	\$207,472	\$207,472
060 - Employee Development	\$0	\$0	\$0	\$0	\$0
070 - Other Costs	\$5,900	\$0	\$266	\$0	\$0
075 - Special Costs	\$0	\$0	\$0	\$0	\$0
080 - Capital Outlay	\$0	\$0	\$0	\$0	\$0
090 - Debt Service	\$3,060	\$0	\$0	\$0	\$0
095 - Other Financing Uses	\$12,501	\$16,410	\$0	\$10,056	\$10,056
<b>Expenditure Totals</b>	<b>\$63,295</b>	<b>\$150,564</b>	<b>\$68,076</b>	<b>\$324,356</b>	<b>\$324,356</b>
<b>Revenue Grand Totals:</b>	<b>\$237,258</b>	<b>\$322,361</b>	<b>\$0</b>	<b>\$324,356</b>	<b>\$324,356</b>
<b>Expenditure Grand Totals:</b>	<b>\$63,295</b>	<b>\$150,564</b>	<b>\$68,076</b>	<b>\$324,356</b>	<b>\$324,356</b>
<b>Net Grand Totals:</b>	<b>\$173,963</b>	<b>\$171,797</b>	<b>(\$68,076)</b>	<b>\$0</b>	<b>\$0</b>

TOWN OF PARADISE

Fiscal Year 2026/2027

2112 Fed CMAQ Congest Mgmt Air Qual

Summary

	2025 Actual Amount	2026 Amended Budget	YTD 2026 Actual Amount	2027 Department Requested	2027 Town Council Approved
<b>Fund: 2112 Fed CMAQ Congest Mgmt Air Qual</b>					
<b>Revenue</b>					
040 - Investment Revenue	\$0	\$0	\$0	\$0	\$0
050 - Intergovernmental Revenues	(\$11,534)	\$100,905	\$11,050	\$137,912	\$137,912
070 - Other Revenues	\$1,453	\$0	\$0	\$0	\$0
080 - Other Financing Sources	\$0	\$0	\$0	\$0	\$0
<b>Revenue Totals</b>	<b>(\$10,080.82)</b>	<b>\$100,905.00</b>	<b>\$11,050.19</b>	<b>\$137,912.00</b>	<b>\$137,912.00</b>
<b>Expenditures</b>					
010 - Salaries and Wages	\$2,196	\$0	\$634	\$0	\$0
015 - Other Employee Costs	\$0	\$0	\$0	\$0	\$0
030 - Postage Printing and Advertising	\$0	\$0	\$0	\$0	\$0
040 - Utilities	\$15	\$0	\$0	\$0	\$0
050 - Services	\$16,378	\$100,905	\$0	\$137,912	\$137,912
070 - Other Costs	\$0	\$0	\$0	\$0	\$0
080 - Capital Outlay	\$0	\$0	\$0	\$0	\$0
095 - Other Financing Uses	\$0	\$0	\$0	\$0	\$0
<b>Revenue Totals:</b>	<b>(\$10,081)</b>	<b>\$100,905</b>	<b>\$11,050</b>	<b>\$137,912</b>	<b>\$137,912</b>
<b>Expenditure Totals</b>	<b>\$18,589</b>	<b>\$100,905</b>	<b>\$634</b>	<b>\$137,912</b>	<b>\$137,912</b>
<b>Revenue Grand Totals:</b>	<b>(\$10,081)</b>	<b>\$100,905.00</b>	<b>\$11,050.19</b>	<b>\$137,912.00</b>	<b>137912</b>
<b>Expenditure Grand Totals:</b>	<b>\$18,589</b>	<b>\$100,905.00</b>	<b>\$633.62</b>	<b>\$137,912.00</b>	<b>137912</b>
<b>Net Grand Totals:</b>	<b>(\$28,670)</b>	<b>\$0.00</b>	<b>\$10,416.57</b>	<b>\$0.00</b>	<b>\$0.00</b>

**TOWN OF PARADISE**

Fiscal Year 2026/2027

**2113 LTCAP**

Summary

	2025 Actual Amount	2026 Amended Budget	YTD 2026 Actual Amount	2027 Department Requested	2027 Town Council Approved
<b>Fund: 2113 LTCAP</b>					
<b>Revenue</b>					
050 - Intergovernmental Revenues	\$0	\$770,000	\$0	\$700,000	\$700,000
<b>Revenue Totals</b>	\$0	\$770,000	\$0	\$700,000	\$700,000
<b>Expenditures</b>					
010 - Salaries and Wages	\$0	\$0	\$0	\$0	\$0
015 - Other Employee Costs	\$0	\$0	\$0	\$0	\$0
020 - Supplies	\$0	\$0	\$0	\$0	\$0
030 - Postage Printing and Advertising	\$0	\$0	\$0	\$0	\$0
040 - Utilities	\$0	\$0	\$0	\$0	\$0
050 - Services	\$188,142	\$770,000	\$148,116	\$700,000	\$700,000
070 - Other Costs	\$0	\$0	\$0	\$0	\$0
075 - Special Costs	\$0	\$0	\$0	\$0	\$0
<b>Expenditure Totals</b>	\$188,142	\$770,000	\$148,116	\$700,000	\$700,000
<b>Revenue Grand Totals:</b>	\$0	\$770,000	\$0	\$700,000	\$700,000
<b>Expenditure Grand Totals:</b>	\$188,142	\$770,000	\$148,116	\$700,000	\$700,000
<b>Net Grand Totals:</b>	(\$188,142)	\$0	(\$148,116)	\$0	\$0

TOWN OF PARADISE

Fiscal Year 2026/2027

2120 State Gas Tax

Summary

	2025 Actual Amount	2026 Amended Budget	YTD 2026 Actual Amount	2027 Department Requested	2027 Town Council Approved
<b>Fund: 2120 State Gas Tax</b>					
<b>Revenue</b>					
040 - Investment Revenue	\$14,322	\$0	\$0	\$0	\$0
050 - Intergovernmental Revenues	\$2,161,425	\$2,911,361	\$562,212	\$2,712,492	\$2,712,492
060 - Charges for Services	\$0	\$0	\$0	\$0	\$0
070 - Other Revenues	\$61,607	\$0	\$35,459	\$0	\$0
080 - Other Financing Sources	\$0	\$0	\$0	\$0	\$0
<b>Revenue Totals</b>	<b>\$2,237,354</b>	<b>\$2,911,361</b>	<b>\$597,672</b>	<b>\$2,712,492</b>	<b>\$2,712,492</b>
<b>Expenditures</b>					
010 - Salaries and Wages	\$1,030,209	\$1,829,602	\$1,187,359	\$1,878,611	\$1,878,611
015 - Other Employee Costs	\$28,408	\$28,555	\$33,485	\$52,024	\$52,024
020 - Supplies	\$215,978	\$179,000	\$108,463	\$159,500	\$159,500
030 - Postage Printing and Advertising	\$348	\$0	\$220	\$0	\$0
040 - Utilities	\$60,317	\$70,200	\$49,408	\$68,465	\$68,465
050 - Services	\$278,607	\$286,500	\$166,420	\$236,000	\$236,000
060 - Employee Development	\$1,924	\$7,500	\$4,910	\$7,500	\$7,500
070 - Other Costs	\$105	\$1,000	\$281	\$1,000	\$1,000
075 - Special Costs	\$0	\$0	\$0	\$0	\$0
080 - Capital Outlay	\$68,803	\$50,000	\$0	\$25,000	\$25,000
090 - Debt Service	\$97,713	\$0	\$0	\$0	\$0
095 - Other Financing Uses	\$342,315	\$459,004	\$0	\$284,392	\$284,392
<b>Expenditure Totals</b>	<b>\$2,124,728</b>	<b>\$2,911,361</b>	<b>\$1,550,545</b>	<b>\$2,712,492</b>	<b>\$2,712,492</b>
<b>Revenue Grand Totals:</b>	<b>\$2,237,354</b>	<b>\$2,911,361</b>	<b>\$597,672</b>	<b>\$2,712,492</b>	<b>\$2,712,492</b>
<b>Expenditure Grand Totals:</b>	<b>\$2,124,728</b>	<b>\$2,911,361</b>	<b>\$1,550,545</b>	<b>\$2,712,492</b>	<b>\$2,712,492</b>
<b>Net Grand Totals:</b>	<b>\$112,626</b>	<b>\$0</b>	<b>(\$952,874)</b>	<b>\$0</b>	<b>\$0</b>

TOWN OF PARADISE

Fiscal Year 2026/2027

2132 HSIP Highway Safety Imp Prog.

Summary

	2025 Actual Amount	2026 Amended Budget	YTD 2026 Actual Amount	2027 Department Requested	2027 Town Council Approved
<b>Fund: 2132 HSIP Highway Safety Imp Prog.</b>					
<b>Revenue</b>					
040 - Investment Revenue	\$0	\$0	\$0	\$0	\$0
050 - Intergovernmental Revenues	\$12,127	\$117,000	\$0	\$42,300	\$42,300
080 - Other Financing Sources	\$0	\$0	\$0	\$0	\$0
<b>Revenue Totals</b>	\$12,127	\$117,000	\$0	\$42,300	\$42,300
<b>Expenditures</b>					
010 - Salaries and Wages	\$2,376	\$0	\$1,166	\$0	\$0
015 - Other Employee Costs	\$0	\$0	\$0	\$0	\$0
030 - Postage Printing and Advertising	\$0	\$0	\$0	\$0	\$0
040 - Utilities	\$0	\$0	\$0	\$0	\$0
050 - Services	\$17,356	\$117,000	\$32,731	\$42,300	\$42,300
070 - Other Costs	\$0	\$0	\$0	\$0	\$0
080 - Capital Outlay	\$0	\$0	\$0	\$0	\$0
095 - Other Financing Uses	(\$1)	\$0	\$0	\$0	\$0
<b>Expenditure Totals</b>	\$19,731	\$117,000	\$33,897	\$42,300	\$42,300
<b>Revenue Grand Totals:</b>	\$12,127	\$117,000	\$0	\$42,300	\$42,300
<b>Expenditure Grand Totals:</b>	\$19,731	\$117,000	\$33,897	\$42,300	\$42,300
<b>Net Grand Totals:</b>	(\$7,605)	\$0	(\$33,897)	\$0	\$0

TOWN OF PARADISE

Fiscal Year 2026/2027

2133 Active Transportation Program

Summary

	2025 Actual Amount	2026 Amended Budget	YTD 2026 Actual Amount	2027 Department Requested	2027 Town Council Approved
<b>Fund: 2133 Active Transportation Program</b>					
<b>Revenue</b>					
040 - Investment Revenue	\$0	\$0	\$0	\$0	\$0
050 - Intergovernmental Revenues	\$326,996	\$3,294,688	\$246,588	\$3,172,517	\$3,172,517
070 - Other Revenues	\$0	\$0	\$0	\$0	\$0
080 - Other Financing Sources	\$0	\$0	\$0	\$0	\$0
<b>Revenue Totals</b>	<b>\$326,996</b>	<b>\$3,294,688</b>	<b>\$246,588</b>	<b>\$3,172,517</b>	<b>\$3,172,517</b>
<b>Expenditures</b>					
010 - Salaries and Wages	\$28,476	\$0	\$45,946	\$0	\$0
015 - Other Employee Costs	\$0	\$0	\$0	\$0	\$0
030 - Postage Printing and Advertising	\$0	\$0	\$0	\$0	\$0
040 - Utilities	\$25	\$0	\$0	\$0	\$0
050 - Services	\$366,100	\$3,294,688	\$380,942	\$3,172,517	\$3,172,517
070 - Other Costs	\$0	\$0	\$0	\$0	\$0
080 - Capital Outlay	\$0	\$0	\$18,603	\$0	\$0
095 - Other Financing Uses	\$0	\$0	\$0	\$0	\$0
<b>Expenditure Totals</b>	<b>\$394,601</b>	<b>\$3,294,688</b>	<b>\$445,492</b>	<b>\$3,172,517</b>	<b>\$3,172,517</b>
<b>Revenue Grand Totals:</b>	<b>\$326,996</b>	<b>\$3,294,688</b>	<b>\$246,588</b>	<b>\$3,172,517</b>	<b>\$3,172,517</b>
<b>Expenditure Grand Totals:</b>	<b>\$394,601</b>	<b>\$3,294,688</b>	<b>\$445,492</b>	<b>\$3,172,517</b>	<b>\$3,172,517</b>
<b>Net Grand Totals:</b>	<b>(\$67,604)</b>	<b>\$0</b>	<b>(\$198,903)</b>	<b>\$0</b>	<b>\$0</b>

TOWN OF PARADISE

Fiscal Year 2026/2027

2136 FEMA Grants FHMG

Summary

	2025 Actual Amount	2026 Amended Budget	YTD 2026 Actual Amount	2027 Department Requested	2027 Town Council Approved
<b>Fund: 2136 FEMA Grants FHMG</b>					
<b>Revenue</b>					
050 - Intergovernmental Revenues	(\$191,908)	\$10,874,661	\$3,209,044	\$4,880,686	\$4,880,686
070 - Other Revenues	\$8,665	\$0	\$5,250	\$0	\$0
080 - Other Financing Sources	\$0	\$0	\$0	\$0	\$0
<b>Revenue Totals</b>	<b>(\$183,243)</b>	<b>\$10,874,661</b>	<b>\$3,214,294</b>	<b>\$4,880,686</b>	<b>\$4,880,686</b>
<b>Expenditures</b>					
010 - Salaries and Wages	\$328,322	\$164,782	\$308,542	\$33,472	\$33,472
015 - Other Employee Costs	\$0	\$0	\$0	\$3	\$0
020 - Supplies	\$0	\$0	\$0	\$0	\$0
030 - Postage Printing and Advertising	\$0	\$0	\$0	\$0	\$0
040 - Utilities	\$0	\$0	\$0	\$0	\$0
050 - Services	\$1,934,561	\$10,709,879	\$6,163,372	\$4,847,211	\$4,847,211
070 - Other Costs	\$561	\$0	\$0	\$0	\$0
080 - Capital Outlay	\$0	\$0	\$0	\$0	\$0
095 - Other Financing Uses	\$0	\$0	\$0	\$0	\$0
<b>Expenditure Totals</b>	<b>\$2,263,444</b>	<b>\$10,874,661</b>	<b>\$6,471,913</b>	<b>\$4,880,686</b>	<b>\$4,880,686</b>
<b>Revenue Grand Totals:</b>	<b>(\$183,243)</b>	<b>\$10,874,661</b>	<b>\$3,214,294</b>	<b>\$4,880,686</b>	<b>\$4,880,686</b>
<b>Expenditure Grand Totals:</b>	<b>\$2,263,444</b>	<b>\$10,874,661</b>	<b>\$6,471,913</b>	<b>\$4,880,686</b>	<b>\$4,880,686</b>
<b>Net Grand Totals:</b>	<b>(\$2,446,687)</b>	<b>\$0</b>	<b>(\$3,257,619)</b>	<b>\$0</b>	<b>\$0</b>

TOWN OF PARADISE

Fiscal Year 2026/2027

2139 FHWA - Federal-Aid Highway Act

Summary

	2025 Actual Amount	2026 Amended Budget	YTD 2026 Actual Amount	2027 Department Requested	2027 Town Council Approved
<b>Fund: 2139 FHWA - Federal-Aid Highway Act</b>					
<b>Revenue</b>					
040 - Investment Revenue	\$0	\$0	\$0	\$0	\$0
050 - Intergovernmental Revenues	\$2,396,820	\$13,822,673	\$7,427,199	\$5,551,946	\$5,551,946
080 - Other Financing Sources	\$0	\$0	\$0	\$0	\$0
<b>Revenue Totals</b>	<b>\$2,396,820</b>	<b>\$13,822,673</b>	<b>\$7,427,199</b>	<b>\$5,551,946</b>	<b>\$5,551,946</b>
<b>Expenditures</b>					
010 - Salaries and Wages	\$105,777	\$0	\$153,102	\$0	\$0
015 - Other Employee Costs	\$0	\$0	\$354	\$0	\$0
030 - Postage Printing and Advertising	\$0	\$0	\$0	\$0	\$0
040 - Utilities	\$56	\$0	\$0	\$0	\$0
050 - Services	\$3,857,317	\$13,822,673	\$11,179,016	\$5,551,946	\$5,551,946
070 - Other Costs	\$0	\$0	\$0	\$0	\$0
080 - Capital Outlay	\$0	\$0	\$0	\$0	\$0
095 - Other Financing Uses	\$0	\$0	\$0	\$0	\$0
<b>Expenditure Totals</b>	<b>\$3,963,150</b>	<b>\$13,822,673</b>	<b>\$11,332,472</b>	<b>\$5,551,946</b>	<b>\$5,551,946</b>
<b>Revenue Grand Totals:</b>	<b>\$2,396,820</b>	<b>\$13,822,673</b>	<b>\$7,427,199</b>	<b>\$5,551,946</b>	<b>\$5,551,946</b>
<b>Expenditure Grand Totals:</b>	<b>\$3,963,150</b>	<b>\$13,822,673</b>	<b>\$11,332,472</b>	<b>\$5,551,946</b>	<b>\$5,551,946</b>
<b>Net Grand Totals:</b>	<b>(\$1,566,330)</b>	<b>\$0</b>	<b>(\$3,905,273)</b>	<b>\$0</b>	<b>\$0</b>

**TOWN OF PARADISE**  
Fiscal Year 2026/2027

## 2140 - Traffic Safety Fines & Fees

Summary

	2025 Actual Amount	2026 Amended Budget	YTD 2026 Actual Amount	2027 Department Requested	2027 Town Council Approved
<b>Fund: 2140 Traffic Safety Fines &amp; Fees</b>					
<b>Revenue</b>					
030 - Fines, Forfeitures and Penalties	\$689	\$2,600	\$117	\$2,600	\$2,600
040 - Investment Revenue	\$3	\$0	\$0	\$0	\$0
050 - Intergovernmental Revenues	\$0	\$0	\$0	\$0	\$0
<b>Revenue Totals</b>	<b>\$692</b>	<b>\$2,600</b>	<b>\$117</b>	<b>\$2,600</b>	<b>\$2,600</b>
<b>Expenditures</b>					
020 - Supplies	\$0	\$2,600	\$0	\$2,600	\$2,600
050 - Services	\$0	\$0	\$0	\$0	\$0
080 - Capital Outlay	\$0	\$0	\$0	\$0	\$0
095 - Other Financing Uses	\$0	\$0	\$0	\$0	\$0
<b>Expenditure Totals</b>	<b>\$692</b>	<b>\$2,600</b>	<b>\$117</b>	<b>\$2,600</b>	<b>\$2,600</b>
<b>Revenue Grand Totals:</b>	<b>\$692</b>	<b>\$2,600</b>	<b>\$117</b>	<b>\$2,600</b>	<b>\$2,600</b>
<b>Expenditure Grand Totals:</b>	<b>\$0</b>	<b>\$2,600</b>	<b>\$0</b>	<b>\$2,600</b>	<b>\$2,600</b>
<b>Net Grand Totals:</b>	<b>\$692</b>	<b>\$0</b>	<b>\$117</b>	<b>\$0</b>	<b>\$0</b>

TOWN OF PARADISE

Fiscal Year 2026/2027

2160 Business & Housing Services

Summary

	2025 Actual Amount	2026 Amended Budget	YTD 2026 Actual Amount	2027 Department Requested	2027 Town Council Approved
<b>Fund: 2160 Business &amp; Housing Services</b>					
<b>Revenue</b>					
040 - Investment Revenue	\$0	\$0	\$0	\$0	\$0
050 - Intergovernmental Revenues	\$0	\$0	\$0	\$0	\$0
060 - Charges for Services	\$18,726	\$0	\$0	\$0	\$0
070 - Other Revenues	\$46,661	\$0	\$75	\$0	\$0
080 - Other Financing Sources	\$0	\$32,166	\$0	\$23,399	\$23,399
<b>Revenue Totals</b>	<b>\$65,387</b>	<b>\$32,166</b>	<b>\$75</b>	<b>\$23,399</b>	<b>\$23,399</b>
<b>Expenditures</b>					
010 - Salaries and Wages	\$96,985	\$19,790	\$72,345	\$0	\$0
015 - Other Employee Costs	\$0	\$12,376	\$0	\$10,488	\$10,488
020 - Supplies	\$406	\$0	\$107	\$0	\$0
030 - Postage Printing and Advertising	\$327	\$0	\$333	\$0	\$0
040 - Utilities	\$0	\$0	\$0	\$0	\$0
050 - Services	\$196	\$0	\$450	\$0	\$0
060 - Employee Development	\$0	\$0	\$0	\$0	\$0
070 - Other Costs	\$0	\$0	\$0	\$0	\$0
075 - Special Costs	\$0	\$0	\$0	\$0	\$0
080 - Capital Outlay	\$0	\$0	\$0	\$0	\$0
090 - Debt Service	\$51,791	\$0	\$0	\$0	\$0
095 - Other Financing Uses	\$0	\$0	\$0	\$12,911	\$12,911
<b>Expenditure Totals</b>	<b>\$149,705</b>	<b>\$32,166</b>	<b>\$73,235</b>	<b>\$23,399</b>	<b>\$23,399</b>
<b>Revenue Grand Totals:</b>	<b>\$65,387</b>	<b>\$32,166</b>	<b>\$75</b>	<b>\$23,399</b>	<b>\$23,399</b>
<b>Expenditure Grand Totals:</b>	<b>\$149,705</b>	<b>\$32,166</b>	<b>\$73,235</b>	<b>\$23,399</b>	<b>\$23,399</b>
<b>Net Grand Totals:</b>	<b>(\$84,318)</b>	<b>\$0</b>	<b>(\$73,160)</b>	<b>\$0</b>	<b>\$0</b>

TOWN OF PARADISE

Fiscal Year 2026/2027

2162 BHS Home Loan Fund

Summary

	2025 Actual Amount	2026 Amended Budget	YTD 2026 Actual Amount	2027 Department Requested	2027 Town Council Approved
<b>Fund: 2162 BHS Home Loan Fund</b>					
<b>Revenue</b>					
040 - Investment Revenue	\$4,677	\$0	\$0	\$0	\$0
050 - Intergovernmental Revenues	\$0	\$0	\$0	\$0	\$0
070 - Other Revenues	\$83,322	\$120,000	\$42,163	\$0	\$0
080 - Other Financing Sources	\$0	\$0	\$0	\$0	\$0
<b>Revenue Totals</b>	<b>\$87,999</b>	<b>\$120,000</b>	<b>\$42,163</b>	<b>\$0</b>	<b>\$0</b>
<b>Expenditures</b>					
010 - Salaries and Wages	\$10,696	\$52,734	\$22,936	\$50,275	\$50,275
015 - Other Employee Costs	\$0	\$0	\$32	\$35	\$0
020 - Supplies	\$0	\$0	\$0	\$0	\$0
030 - Postage Printing and Advertising	\$158	\$50	\$0	\$50	\$0
040 - Utilities	\$0	\$0	\$0	\$0	\$0
050 - Services	\$4,435	\$22,150	\$1,721	\$5,700	\$5,700
060 - Employee Development	\$0	\$0	\$0	\$0	\$0
070 - Other Costs	\$0	\$0	\$0	\$0	\$0
075 - Special Costs	\$193,509	\$1,641,156	\$222,582	\$1,700,000	\$1,700,000
080 - Capital Outlay	\$0	\$0	\$0	\$0	\$0
090 - Debt Service	\$0	\$0	\$0	\$0	\$0
095 - Other Financing Uses	\$19,561	\$17,520	\$0	\$0	\$0
<b>Expenditure Totals</b>	<b>\$228,360</b>	<b>\$1,733,610</b>	<b>\$247,271</b>	<b>\$1,756,060</b>	<b>\$1,756,060</b>
<b>Revenue Grand Totals:</b>	<b>\$87,999</b>	<b>\$120,000</b>	<b>\$42,163</b>	<b>\$0</b>	<b>\$0</b>
<b>Expenditure Grand Totals:</b>	<b>\$228,360</b>	<b>\$1,733,610</b>	<b>\$247,271</b>	<b>\$1,756,060</b>	<b>\$1,756,060</b>
<b>Net Grand Totals:</b>	<b>(\$140,361)</b>	<b>(\$1,613,610)</b>	<b>(\$205,108)</b>	<b>(\$1,756,060)</b>	<b>(\$1,756,060)</b>

# 2163 BHS CAL-HOME Loan Fund

## Summary

	2025 Actual Amount	2026 Amended Budget	YTD 2026 Actual Amount	2027 Department Requested	2027 Town Council Approved
<b>Fund: 2163 BHS CAL-HOME Loan Fund</b>					
<b>Revenue</b>					
040 - Investment Revenue	\$3,467	\$0	\$0	\$0	\$0
050 - Intergovernmental Revenues	\$0	\$0	\$0	\$0	\$0
070 - Other Revenues	\$284,867	\$604,932	\$649,040	\$500,000	\$500,000
080 - Other Financing Sources	\$0	\$0	\$0	\$0	\$0
<b>Revenue Totals</b>	<b>\$288,334</b>	<b>\$604,932</b>	<b>\$649,040</b>	<b>\$500,000</b>	<b>\$500,000</b>
<b>Expenditures</b>					
010 - Salaries and Wages	\$10,736	\$28,548	\$32,652	\$39,502	\$39,502
015 - Other Employee Costs	\$0	\$0	\$96	\$22	\$0
020 - Supplies	\$0	\$0	\$0	\$0	\$0
030 - Postage Printing and Advertising	\$0	\$0	\$0	\$0	\$0
050 - Services	\$7,080	\$16,900	\$1,301	\$9,000	\$9,000
075 - Special Costs	\$134,364	\$550,000	\$1,366,776	\$600,000	\$600,000
090 - Debt Service	\$0	\$0	\$0	\$0	\$0
095 - Other Financing Uses	\$16,552	\$9,484	\$0	\$7,500	\$7,500
<b>Expenditure Totals</b>	<b>\$168,732</b>	<b>\$604,932</b>	<b>\$1,400,826</b>	<b>\$656,024</b>	<b>\$656,024</b>
<b>Revenue Grand Totals:</b>	<b>\$288,334</b>	<b>\$604,932</b>	<b>\$649,040</b>	<b>\$500,000</b>	<b>\$500,000</b>
<b>Expenditure Grand Totals:</b>	<b>\$168,732</b>	<b>\$604,932</b>	<b>\$1,400,826</b>	<b>\$656,024</b>	<b>\$656,024</b>
<b>Net Grand Totals:</b>	<b>\$119,602</b>	<b>\$0</b>	<b>(\$751,786)</b>	<b>(\$156,024)</b>	<b>(\$156,024)</b>

TOWN OF PARADISE

Fiscal Year 2026/2027

2204 - State SLESF Grant

Summary

	2025 Actual Amount	2026 Amended Budget	YTD 2026 Actual Amount	2027 Department Requested	2027 Town Council Approved
<b>Fund: 2204 State SLESF Grant</b>					
<b>Revenue</b>					
040 - Investment Revenue	\$375	\$0	\$0	\$0	\$0
050 - Intergovernmental Revenues	\$195,822	\$215,344	\$201,537	\$215,344	\$215,344
080 - Other Financing Sources	\$0	\$0	\$0	\$0	\$0
<b>Revenue Totals</b>	<b>\$196,196</b>	<b>\$215,344</b>	<b>\$201,537</b>	<b>\$215,344</b>	<b>\$215,344</b>
<b>Expenditures</b>					
010 - Salaries and Wages	\$0	\$215,344	\$0	\$215,344	\$215,344
070 - Other Costs	\$0	\$0	\$0	\$0	\$0
075 - Special Costs	\$0	\$0	\$0	\$0	\$0
080 - Capital Outlay	\$0	\$0	\$0	\$0	\$0
090 - Debt Service	\$0	\$0	\$0	\$0	\$0
095 - Other Financing Uses	\$0	\$0	\$0	\$0	\$0
<b>Expenditure Totals</b>	<b>\$0</b>	<b>\$215,344</b>	<b>\$0</b>	<b>\$215,344</b>	<b>\$215,344</b>
<b>Revenue Grand Totals:</b>	<b>\$196,196</b>	<b>\$215,344</b>	<b>\$201,537</b>	<b>\$215,344</b>	<b>\$215,344</b>
<b>Expenditure Grand Totals:</b>	<b>\$0</b>	<b>\$215,344</b>	<b>\$0</b>	<b>\$215,344</b>	<b>\$215,344</b>
<b>Net Grand Totals:</b>	<b>\$196,196</b>	<b>\$0</b>	<b>\$201,537</b>	<b>\$0</b>	<b>\$0</b>

TOWN OF PARADISE

Fiscal Year 2026/2027

2213 PUSD School Resource Officer HS

Summary

	2025 Actual Amount	2026 Amended Budget	YTD 2026 Actual Amount	2027 Department Requested	2027 Town Council Approved
<b>Fund: 2213 PUSD School Resource Officer HS</b>					
<b>Revenue</b>					
050 - Intergovernmental Revenues	\$0	\$76,231	\$0	\$70,460	\$70,460
<b>Revenue Totals</b>	\$0	\$76,231	\$0	\$70,460	\$70,460
<b>Expenditures</b>					
010 - Salaries and Wages	\$629	\$76,231	\$73,741	\$64,807	\$64,807
015 - Other Employee Costs	\$723	\$0	\$0	\$5,653	\$5,653
040 - Utilities	\$0	\$0	\$0	\$0	\$0
070 - Other Costs	\$0	\$0	\$0	\$0	\$0
<b>Expenditure Totals</b>	\$1,352	\$76,231	\$73,741	\$70,469	\$70,469
<b>Revenue Grand Totals:</b>	\$0	\$76,231	\$0	\$70,460	\$70,460
<b>Expenditure Grand Totals:</b>	\$1,352	\$76,231	\$73,741	\$70,469	\$70,469
<b>Net Grand Totals:</b>	(\$1,352)	\$0	(\$73,741)	\$0	\$0

TOWN OF PARADISE

Fiscal Year 2026/2027

2215 - AVA Abandoned Vehicle Abatement

Summary

	2025 Actual Amount	2026 Amended Budget	YTD 2026 Actual Amount	2027 Department Requested	2027 Town Council Approved
<b>Fund: 2215 AVA Abandoned Vehicle Abatement</b>					
<b>Revenue</b>					
040 - Investment Revenue	\$236	\$0	(\$68)	\$0	\$0
050 - Intergovernmental Revenues	\$10,990	\$11,620	\$2,543	\$3,000	\$3,000
070 - Other Revenues	\$0	\$0	\$0	\$0	\$0
080 - Other Financing Sources	\$0	\$0	\$0	\$0	\$0
<b>Revenue Totals</b>	<b>\$11,226</b>	<b>\$11,620</b>	<b>\$2,475</b>	<b>\$3,000</b>	<b>\$3,000</b>
<b>Expenditures</b>					
010 - Salaries and Wages	\$0	\$0	\$0	\$0	\$0
015 - Other Employee Costs	\$0	\$0	\$0	\$0	\$0
020 - Supplies	\$2,015	\$500	\$0	\$500	\$500
030 - Postage Printing and Advertising	\$1,582	\$1,000	\$0	\$500	\$500
040 - Utilities	\$0	\$120	\$0	\$0	\$0
050 - Services	\$6,317	\$10,000	\$4,990	\$10,000	\$10,000
060 - Employee Development	\$0	\$0	\$0	\$0	\$0
070 - Other Costs	\$0	\$0	\$0	\$0	\$0
075 - Special Costs	\$0	\$0	\$0	\$0	\$0
080 - Capital Outlay	\$0	\$0	\$0	\$0	\$0
090 - Debt Service	\$0	\$0	\$0	\$0	\$0
095 - Other Financing Uses	\$0	\$0	\$0	\$0	\$0
<b>Revenue Totals:</b>	<b>\$11,226</b>	<b>\$11,620</b>	<b>\$2,475</b>	<b>\$3,000</b>	<b>\$3,000</b>
<b>Expenditure Totals</b>	<b>\$9,914</b>	<b>\$11,620</b>	<b>\$4,990</b>	<b>\$11,000</b>	<b>\$11,000</b>
<b>Revenue Grand Totals:</b>	<b>\$11,226</b>	<b>\$11,620</b>	<b>\$2,475</b>	<b>\$3,000</b>	<b>\$3,000</b>
<b>Expenditure Grand Totals:</b>	<b>\$9,914</b>	<b>\$11,620</b>	<b>\$4,990</b>	<b>\$11,000</b>	<b>\$11,000</b>
<b>Net Grand Totals:</b>	<b>\$1,312</b>	<b>\$0</b>	<b>(\$2,515)</b>	<b>(\$8,000)</b>	<b>(\$8,000)</b>

TOWN OF PARADISE

Fiscal Year 2026/2027

2297 - Grants Miscellaneous State

Summary

	2025 Actual Amount	2026 Amended Budget	YTD 2026 Actual Amount	2027 Department Requested	2027 Town Council Approved
<b>Fund: 2297 Grants Miscellaneous State</b>					
<b>Revenue</b>					
050 - Intergovernmental Revenues	\$0	\$0	\$0	\$539,680	\$539,680
<b>Revenue Totals</b>	\$0	\$0	\$0	\$539,680	\$539,680
<b>Expenditures</b>					
010 - Salaries and Wages	\$0	\$0	\$132	\$0	\$0
015 - Other Employee Costs	\$0	\$0	\$0	\$0	\$0
020 - Supplies	\$0	\$0	\$0	\$0	\$0
030 - Postage Printing and Advertising	\$0	\$0	\$0	\$0	\$0
040 - Utilities	\$0	\$0	\$0	\$0	\$0
050 - Services	\$0	\$2,775	\$2,909	\$539,680	\$539,680
060 - Employee Development	\$0	\$0	\$4,936	\$0	\$0
070 - Other Costs	\$0	\$0	\$0	\$0	\$0
075 - Special Costs	\$0	\$0	\$0	\$0	\$0
080 - Capital Outlay	\$0	\$0	\$0	\$0	\$0
095 - Other Financing Uses	\$0	\$0	\$0	\$0	\$0
<b>Expenditure Totals</b>	\$0	\$2,775	\$7,978	\$539,680	\$539,680
<b>Revenue Grand Totals:</b>	\$0	\$0	\$0	\$539,680	\$539,680
<b>Expenditure Grand Totals:</b>	\$0	\$2,775	\$7,978	\$539,680	\$539,680
<b>Net Grand Totals:</b>	\$0	(\$2,775)	(\$7,978)	\$0	\$0

TOWN OF PARADISE

Fiscal Year 2026/2027

2298 - Grants Miscellaneous Federal

Summary

	2025 Actual Amount	2026 Amended Budget	YTD 2026 Actual Amount	2027 Department Requested	2027 Town Council Approved
<b>Fund: 2298 Grants Miscellaneous Federal</b>					
<b>Revenue</b>					
050 - Intergovernmental Revenues	\$41,808	\$200,000	\$68,106	\$51,000	\$51,000
<b>Revenue Totals</b>	\$41,808	\$200,000	\$68,106	\$51,000	\$51,000
<b>Expenditures</b>					
010 - Salaries and Wages	\$63,298	\$0	\$68,342	\$0	\$0
015 - Other Employee Costs	\$0	\$0	\$0	\$0	\$0
040 - Utilities	\$66	\$0	\$0	\$0	\$0
050 - Services	\$0	\$200,000	\$0	\$51,000	\$51,000
080 - Capital Outlay	\$0	\$0	\$0	\$0	\$0
095 - Other Financing Uses	\$0	\$0	\$0	\$0	\$0
<b>Expenditure Totals</b>	\$63,364	\$200,000	\$68,342	\$51,000	\$51,000
<b>Revenue Grand Totals:</b>	\$41,808	\$200,000	\$68,106	\$51,000	\$51,000
<b>Expenditure Grand Totals:</b>	\$63,364	\$200,000	\$68,342	\$51,000	\$51,000
<b>Net Grand Totals:</b>	(\$21,556)	\$0	(\$236)	\$0	\$0

TOWN OF PARADISE

Fiscal Year 2026/2027

**2300 BHS CDBG 2019 COVID Response**

Summary

	2025 Actual Amount	2026 Amended Budget	YTD 2026 Actual Amount	2027 Department Requested	2027 Town Council Approved
<b>Fund: 2300 BHS CDBG 2019 COVID Response</b>					
<b>Revenue</b>					
040 - Investment Revenue	\$0	\$0	\$0	\$0	\$0
050 - Intergovernmental Revenues	\$81,264	\$135,112	\$0	\$105,254	\$105,254
<b>Revenue Totals</b>	<b>\$81,264</b>	<b>\$135,112</b>	<b>\$0</b>	<b>\$105,254</b>	<b>\$105,254</b>
<b>Expenditures</b>					
010 - Salaries and Wages	\$2,772	\$12,094	\$1,702	\$4,100	\$4,100
015 - Other Employee Costs	\$0	\$0	\$0	\$4	\$4
020 - Supplies	\$0	\$0	\$0	\$0	\$0
030 - Postage Printing and Advertising	\$365	\$0	\$0	\$0	\$0
050 - Services	\$285	\$1,800	\$0	\$0	\$0
060 - Employee Development	\$0	\$0	\$0	\$0	\$0
070 - Other Costs	\$0	\$0	\$0	\$0	\$0
075 - Special Costs	\$78,159	\$117,200	\$1,109	\$98,900	\$98,900
095 - Other Financing Uses	\$0	\$4,018	\$0	\$2,250	\$2,250
<b>Expenditure Totals</b>	<b>\$81,581</b>	<b>\$135,112</b>	<b>\$2,811</b>	<b>\$105,254</b>	<b>\$105,254</b>

**TOWN OF PARADISE**

Fiscal Year 2026/2027

**2301 CDBG-DR**

Summary

	2025 Actual Amount	2026 Amended Budget	YTD 2026 Actual Amount	2027 Department Requested	2027 Town Council Approved
<b>Fund: 2301 CDBG-DR</b>					
<b>Revenue</b>					
040 - Investment Revenue	\$208,801	\$0	\$40,325	\$0	\$0
050 - Intergovernmental Revenues	\$17,762,132	\$51,150,610	\$9,664,526	\$72,469,330	\$72,469,330
070 - Other Revenues	\$2,488	\$0	\$0	\$0	\$0
080 - Other Financing Sources	\$0	\$0	\$0	\$0	\$0
<b>Revenue Totals</b>	<b>\$17,973,421</b>	<b>\$51,150,610</b>	<b>\$9,704,851</b>	<b>\$72,469,330</b>	<b>\$72,469,330</b>
<b>Expenditures</b>					
010 - Salaries and Wages	\$422,707	\$247,202	\$561,721	\$214,130	\$214,130
015 - Other Employee Costs	\$0	\$0	\$116	\$56	\$56
020 - Supplies	\$0	\$4,300	\$3,280	\$4,200	\$4,200
030 - Postage Printing and Advertising	\$0	\$0	\$408	\$0	\$0
040 - Utilities	\$249	\$0	\$38	\$0	\$0
050 - Services	\$7,893,686	\$20,810,990	\$7,349,971	\$30,763,930	\$30,763,930
060 - Employee Development	\$0	\$0	\$0	\$0	\$0
070 - Other Costs	\$80	\$0	\$0	\$0	\$0
075 - Special Costs	\$13,319,261	\$30,061,325	\$6,220,447	\$41,472,792	\$41,472,792
080 - Capital Outlay	\$0	\$0	\$1,011	\$0	\$0
090 - Debt Service	\$0	\$0	\$0	\$0	\$0
095 - Other Financing Uses	\$257	\$26,793	\$0	\$14,222	\$14,222
<b>Expenditure Totals</b>	<b>\$21,636,240</b>	<b>\$51,150,610</b>	<b>\$14,136,993</b>	<b>\$72,469,330</b>	<b>\$72,469,330</b>
<b>Revenue Grand Totals:</b>	<b>\$17,973,421</b>	<b>\$51,150,610</b>	<b>\$9,704,851</b>	<b>\$72,469,330</b>	<b>\$72,469,330</b>
<b>Expenditure Grand Totals:</b>	<b>\$21,636,240</b>	<b>\$51,150,610</b>	<b>\$14,136,993</b>	<b>\$72,469,330</b>	<b>\$72,469,330</b>
<b>Net Grand Totals:</b>	<b>(\$3,662,819)</b>	<b>\$0</b>	<b>(\$4,432,142)</b>	<b>\$0</b>	<b>\$0</b>

TOWN OF PARADISE

Fiscal Year 2026/2027

2322 BHS 2022 CDBG Com Dev Block Grnt

Summary

	2025 Actual Amount	2026 Amended Budget	YTD 2026 Actual Amount	2027 Department Requested	2027 Town Council Approved
<b>Fund: 2322 BHS 2022 CDBG Com Dev Block Grnt</b>					
<b>Revenue</b>					
040 - Investment Revenue	\$0	\$0	\$0	\$0	\$0
050 - Intergovernmental Revenues	\$0	\$13,282	\$0	\$13,282	\$13,282
<b>Revenue Totals</b>	\$0	\$13,282	\$0	\$13,282	\$13,282
<b>Expenditures</b>					
010 - Salaries and Wages	\$0	\$0	\$0	\$0	\$0
015 - Other Employee Costs	\$0	\$0	\$0	\$0	\$0
020 - Supplies	\$0	\$0	\$0	\$0	\$0
030 - Postage Printing and Advertising	\$0	\$0	\$0	\$0	\$0
050 - Services	\$0	\$0	\$0	\$0	\$0
070 - Other Costs	\$0	\$0	\$0	\$0	\$0
075 - Special Costs	\$0	\$0	\$0	\$13,282	\$13,282
080 - Capital Outlay	\$0	\$13,282	\$0	\$0	\$0
095 - Other Financing Uses	\$0	\$0	\$0	\$0	\$0
<b>Expenditure Totals</b>	\$0	\$13,282	\$0	\$13,282	\$13,282
<b>Revenue Grand Totals:</b>	\$0	\$13,282	\$0	\$13,282	\$13,282
<b>Expenditure Grand Totals:</b>	\$0	\$13,282	\$0	\$13,282	\$13,282
<b>Net Grand Totals:</b>	\$0	\$0	\$0	\$0	\$0

TOWN OF PARADISE

Fiscal Year 2026/2027

2323 BHS 2023 CDBG Comm Dev Block Grn

Summary

	2025 Actual Amount	2026 Amended Budget	YTD 2026 Actual Amount	2027 Department Requested	2027 Town Council Approved
<b>Fund: 2323 BHS 2023 CDBG Comm Dev Block Grn</b>					
<b>Revenue</b>					
010 - Taxes	\$0	\$0	\$0	\$0	\$0
040 - Investment Revenue	\$0	\$0	\$0	\$0	\$0
050 - Intergovernmental Revenues	(\$2,495)	\$65,449	\$0	\$30,000	\$30,000
070 - Other Revenues	\$0	\$0	\$0	\$0	\$0
080 - Other Financing Sources	\$0	\$0	\$0	\$0	\$0
<b>Revenue Totals</b>	<b>(\$2,495)</b>	<b>\$65,449</b>	<b>\$0</b>	<b>\$30,000</b>	<b>\$30,000</b>
<b>Expenditures</b>					
010 - Salaries and Wages	\$1,153	\$0	\$0	\$0	\$0
015 - Other Employee Costs	\$0	\$0	\$0	\$0	\$0
020 - Supplies	\$0	\$0	\$0	\$0	\$0
030 - Postage Printing and Advertising	\$0	\$0	\$0	\$0	\$0
040 - Utilities	\$0	\$0	\$0	\$0	\$0
050 - Services	\$0	\$0	\$0	\$0	\$0
060 - Employee Development	\$0	\$0	\$0	\$0	\$0
070 - Other Costs	\$0	\$0	\$0	\$0	\$0
075 - Special Costs	\$0	\$0	\$0	\$30,000	\$30,000
080 - Capital Outlay	\$0	\$65,449	\$0	\$0	\$0
095 - Other Financing Uses	\$18,057	\$0	\$0	\$0	\$0
<b>Expenditure Totals</b>	<b>\$19,210</b>	<b>\$65,449</b>	<b>\$0</b>	<b>\$30,000</b>	<b>\$30,000</b>
<b>Revenue Grand Totals:</b>	<b>(\$2,495)</b>	<b>\$65,449</b>	<b>\$0</b>	<b>\$30,000</b>	<b>\$30,000</b>
<b>Expenditure Grand Totals:</b>	<b>\$19,210</b>	<b>\$65,449</b>	<b>\$0</b>	<b>\$30,000</b>	<b>\$30,000</b>
<b>Net Grand Totals:</b>	<b>(\$21,705)</b>	<b>\$0</b>	<b>\$0</b>	<b>\$0</b>	<b>\$0</b>

**TOWN OF PARADISE**

Fiscal Year 2026/2027

**2326 BHS 2026 CDBG Comm Dev Block Grn**

Summary

	2025 Actual Amount	2026 Amended Budget	YTD 2026 Actual Amount	2027 Department Requested	2027 Town Council Approved
<b>Fund: 2326 BHS 2026 CDBG Comm Dev Block Grn</b>					
<b>Revenue</b>					
050 - Intergovernmental Revenues	\$0	\$0	\$0	\$8,497	\$8,497
<b>Revenue Totals</b>	\$0	\$0	\$0	\$8,497	\$8,497
<b>Expenditures</b>					
010 - Salaries and Wages	\$0	\$0	\$0	\$7,990	\$7,990
015 - Other Employee Costs	\$0	\$0	\$0	\$7	\$7
020 - Supplies	\$0	\$0	\$0	\$0	\$0
030 - Postage Printing and Advertising	\$0	\$0	\$0	\$0	\$0
050 - Services	\$0	\$0	\$0	\$500	\$500
075 - Special Costs	\$0	\$0	\$0	\$0	\$0
<b>Revenue Totals:</b>	\$0	\$0	\$0	\$8,497	\$8,497
<b>Expenditure Totals</b>	\$0	\$0	\$0	\$8,497	\$8,497
<b>Revenue Grand Totals:</b>	\$0	\$0	\$0	\$8,497	\$8,497
<b>Expenditure Grand Totals:</b>	\$0	\$0	\$0	\$8,497	\$8,497
<b>Net Grand Totals:</b>	\$0	\$0	\$0	\$0	\$0

TOWN OF PARADISE

Fiscal Year 2026/2027

2420 BHS 2020 CalHome DA Grant

Summary

	2025 Actual Amount	2026 Amended Budget	YTD 2026 Actual Amount	2027 Department Requested	2027 Town Council Approved
<b>Fund: 2420 BHS 2020 CalHome DA Grant</b>					
<b>Revenue</b>					
040 - Investment Revenue	\$0	\$0	\$0	\$0	\$0
050 - Intergovernmental Revenues	\$3,921,073	\$4,587,978	\$2,805,185	\$1,298,353	\$1,298,353
070 - Other Revenues	\$0	\$0	\$0	\$0	\$0
<b>Revenue Totals</b>	<b>\$3,921,073</b>	<b>\$4,587,978</b>	<b>\$2,805,185</b>	<b>\$1,298,353</b>	<b>\$1,298,353</b>
<b>Expenditures</b>					
010 - Salaries and Wages	\$125,166	\$119,556	\$115,896	\$66,847	\$66,847
015 - Other Employee Costs	\$0	\$0	\$0	\$31	\$31
020 - Supplies	\$367	\$5,000	\$1,872	\$3,250	\$3,250
030 - Postage Printing and Advertising	\$316	\$650	\$0	\$650	\$650
040 - Utilities	\$0	\$0	\$0	\$0	\$0
050 - Services	\$42,078	\$23,050	\$6,744	\$17,075	\$17,075
070 - Other Costs	\$0	\$0	\$0	\$0	\$0
075 - Special Costs	\$4,210,539	\$4,400,000	\$3,521,835	\$1,200,000	\$1,200,000
095 - Other Financing Uses	\$85,772	\$39,722	\$0	\$10,500	\$10,500
<b>Revenue Totals:</b>	<b>\$3,921,073</b>	<b>\$4,587,978</b>	<b>\$2,805,185</b>	<b>\$1,298,353</b>	<b>\$1,298,353</b>
<b>Expenditure Totals</b>	<b>\$4,464,238</b>	<b>\$4,587,978</b>	<b>\$3,646,347</b>	<b>\$1,298,353</b>	<b>\$1,298,353</b>
<b>Revenue Grand Totals:</b>	<b>\$3,921,073</b>	<b>\$4,587,978</b>	<b>\$2,805,185</b>	<b>\$1,298,353</b>	<b>\$1,298,353</b>
<b>Expenditure Grand Totals:</b>	<b>\$4,464,238</b>	<b>\$4,587,978</b>	<b>\$3,646,347</b>	<b>\$1,298,353</b>	<b>\$1,298,353</b>
<b>Net Grand Totals:</b>	<b>(\$543,165)</b>	<b>\$0</b>	<b>(\$841,162)</b>	<b>\$0</b>	<b>\$0</b>

**TOWN OF PARADISE**

Fiscal Year 2026/2027

**2421 BHS 2025 CalHome**

Summary

	2025 Actual Amount	2026 Amended Budget	YTD 2026 Actual Amount	2027 Department Requested	2027 Town Council Approved
<b>Fund: 2421 BHS 2025 CalHome</b>					
<b>Revenue</b>					
050 - Intergovernmental Revenues	\$0	\$0	\$0	\$707,818	\$707,818
<b>Revenue Totals</b>	\$0	\$0	\$0	\$707,818	\$707,818
<b>Expenditures</b>					
010 - Salaries and Wages	\$0	\$0	\$0	\$91,770	\$91,770
015 - Other Employee Costs	\$0	\$0	\$0	\$48	\$48
020 - Supplies	\$0	\$0	\$0	\$0	\$0
030 - Postage Printing and Advertising	\$0	\$0	\$0	\$0	\$0
050 - Services	\$0	\$0	\$0	\$3,000	\$3,000
075 - Special Costs	\$0	\$0	\$0	\$600,000	\$600,000
095 - Other Financing Uses	\$0	\$0	\$0	\$13,000	\$13,000
<b>Expenditure Totals</b>	\$0	\$0	\$0	\$707,818	\$707,818
<b>Revenue Grand Totals:</b>	\$0	\$0	\$0	\$707,818	\$707,818
<b>Expenditure Grand Totals:</b>	\$0	\$0	\$0	\$707,818	\$707,818
<b>Net Grand Totals:</b>	\$0	\$0	\$0	\$0	\$0

TOWN OF PARADISE

Fiscal Year 2026/2027

**2510 - Impact Fees Road Improvements**

Summary

	2025 Actual Amount	2026 Amended Budget	YTD 2026 Actual Amount	2027 Department Requested	2027 Town Council Approved
<b>Fund: 2510 Impact Fees Road Improvements</b>					
<b>Revenue</b>					
020 - Licenses and Permits	\$12,142	\$0	\$38,465	\$10,000	\$10,000
040 - Investment Revenue	\$1,430	\$0	\$0	\$0	\$0
<b>Revenue Totals</b>	<b>\$13,572</b>	<b>\$0</b>	<b>\$38,465</b>	<b>\$10,000</b>	<b>\$10,000</b>
<b>Expenditures</b>					
050 - Services	\$0	\$0	\$0	\$50,479	\$50,479
075 - Special Costs	\$0	\$0	\$0	\$0	\$0
095 - Other Financing Uses	\$0	\$0	\$0	\$0	\$0
<b>Expenditure Totals</b>	<b>\$0</b>	<b>\$0</b>	<b>\$0</b>	<b>\$50,479</b>	<b>\$50,479</b>
<b>Revenue Grand Totals:</b>	<b>\$13,572</b>	<b>\$0</b>	<b>\$38,465</b>	<b>\$10,000</b>	<b>\$10,000</b>
<b>Expenditure Grand Totals:</b>	<b>\$0</b>	<b>\$0</b>	<b>\$0</b>	<b>\$50,479</b>	<b>\$50,479</b>
<b>Net Grand Totals:</b>	<b>\$13,572</b>	<b>\$0</b>	<b>\$38,465</b>	<b>(\$40,479)</b>	<b>(\$40,479)</b>

TOWN OF PARADISE

Fiscal Year 2026/2027

**2520 - Impact Fees Signal Improvements**

Summary

	2025 Actual Amount	2026 Amended Budget	YTD 2026 Actual Amount	2027 Department Requested	2027 Town Council Approved
<b>Fund: 2520 Impact Fees Signal Improvements</b>					
<b>Revenue</b>					
020 - Licenses and Permits	\$964	\$0	\$2,338	\$1,000	\$1,000
040 - Investment Revenue	\$162	\$0	\$0	\$0	\$0
<b>Revenue Totals</b>	<b>\$1,126</b>	<b>\$0</b>	<b>\$2,338</b>	<b>\$1,000</b>	<b>\$1,000</b>
<b>Expenditures</b>					
075 - Special Costs	\$0	\$0	\$0	\$0	\$0
095 - Other Financing Uses	\$0	\$0	\$0	\$0	\$0
<b>Expenditure Totals</b>	<b>\$0</b>	<b>\$0</b>	<b>\$0</b>	<b>\$0</b>	<b>\$0</b>
<b>Revenue Grand Totals:</b>	<b>\$1,126</b>	<b>\$0</b>	<b>\$2,338</b>	<b>\$1,000</b>	<b>\$1,000</b>
<b>Expenditure Grand Totals:</b>	<b>\$0</b>	<b>\$0</b>	<b>\$0</b>	<b>\$0</b>	<b>\$0</b>
<b>Net Grand Totals:</b>	<b>\$1,126</b>	<b>\$0</b>	<b>\$2,338</b>	<b>\$1,000</b>	<b>\$1,000</b>

TOWN OF PARADISE

Fiscal Year 2026/2027

**2540 - Impact Fees Police Facilities**

Summary

	2025 Actual Amount	2026 Amended Budget	YTD 2026 Actual Amount	2027 Department Requested	2027 Town Council Approved
<b>Fund: 2540 Impact Fees Police Facilities</b>					
<b>Revenue</b>					
020 - Licenses and Permits	\$1,694	\$2,300	\$3,649	\$2,300	\$2,300
040 - Investment Revenue	\$64	\$0	\$0	\$0	\$0
<b>Revenue Totals</b>	<b>\$1,758</b>	<b>\$2,300</b>	<b>\$3,649</b>	<b>\$2,300</b>	<b>\$2,300</b>
<b>Expenditures</b>					
075 - Special Costs	\$0	\$0	\$0	\$0	\$0
080 - Capital Outlay	\$0	\$0	\$0	\$0	\$0
095 - Other Financing Uses	\$0	\$0	\$0	\$0	\$0
<b>Expenditure Totals</b>	<b>\$0</b>	<b>\$0</b>	<b>\$0</b>	<b>\$0</b>	<b>\$0</b>
<b>Revenue Grand Totals:</b>	<b>\$1,758</b>	<b>\$2,300</b>	<b>\$3,649</b>	<b>\$2,300</b>	<b>\$2,300</b>
<b>Expenditure Grand Totals:</b>	<b>\$0</b>	<b>\$0</b>	<b>\$0</b>	<b>\$0</b>	<b>\$0</b>
<b>Net Grand Totals:</b>	<b>\$1,758</b>	<b>\$2,300</b>	<b>\$3,649</b>	<b>\$2,300</b>	<b>\$2,300</b>

TOWN OF PARADISE

Fiscal Year 2026/2027

2550 - Impact Fees Fire Facilities

Summary

	2025 Actual Amount	2026 Amended Budget	YTD 2026 Actual Amount	2027 Department Requested	2027 Town Council Approved
<b>Fund: 2550 Impact Fees Fire Facilities</b>					
<b>Revenue</b>					
020 - Licenses and Permits	\$1,398	\$15,000	\$3,133	\$15,000	\$15,000
040 - Investment Revenue	\$88	\$0	\$0	\$0	\$0
<b>Revenue Totals</b>	<b>\$1,486</b>	<b>\$15,000</b>	<b>\$3,133</b>	<b>\$15,000</b>	<b>\$15,000</b>
<b>Expenditures</b>					
075 - Special Costs	\$0	\$0	\$0	\$0	\$0
095 - Other Financing Uses	\$0	\$0	\$0	\$0	\$0
<b>Expenditure Totals</b>	<b>\$0</b>	<b>\$0</b>	<b>\$0</b>	<b>\$0</b>	<b>\$0</b>
<b>Revenue Grand Totals:</b>	<b>\$1,486</b>	<b>\$15,000</b>	<b>\$3,133</b>	<b>\$15,000</b>	<b>\$15,000</b>
<b>Expenditure Grand Totals:</b>	<b>\$0</b>	<b>\$0</b>	<b>\$0</b>	<b>\$0</b>	<b>\$0</b>
<b>Net Grand Totals:</b>	<b>\$1,486</b>	<b>\$15,000</b>	<b>\$3,133</b>	<b>\$15,000</b>	<b>\$15,000</b>

TOWN OF PARADISE

Fiscal Year 2026/2027

2551- Impact Fees - Drainage

Summary

	2025 Actual Amount	2026 Amended Budget	YTD 2026 Actual Amount	2027 Department Requested	2027 Town Council Approved
<b>Fund: 2551 Impact Fees - Drainage</b>					
<b>Revenue</b>					
020 - Licenses and Permits	(\$16,314)	\$25,000	\$97,578	\$50,000	\$50,000
040 - Investment Revenue	\$846	\$0	\$0	\$0	\$0
050 - Intergovernmental Revenues	\$0	\$0	\$0	\$0	\$0
080 - Other Financing Sources	\$0	\$0	\$0	\$0	\$0
<b>Revenue Totals</b>	<b>(\$15,468)</b>	<b>\$25,000</b>	<b>\$97,578</b>	<b>\$50,000</b>	<b>\$50,000</b>
<b>Expenditures</b>					
040 - Utilities	\$0	\$0	\$11,875	\$200,000	\$200,000
050 - Services	\$203,662	\$232,562	\$72,360	\$0	\$0
070 - Other Costs	\$3,136	\$0	\$0	\$0	\$0
075 - Special Costs	\$0	\$0	\$0	\$0	\$0
080 - Capital Outlay	\$0	\$0	\$0	\$0	\$0
095 - Other Financing Uses	\$0	\$0	\$0	\$0	\$0
<b>Expenditure Totals</b>	<b>\$206,798</b>	<b>\$232,562</b>	<b>\$84,235</b>	<b>\$200,000</b>	<b>\$200,000</b>
<b>Revenue Grand Totals:</b>	<b>(\$15,468)</b>	<b>\$25,000</b>	<b>\$97,578</b>	<b>\$50,000</b>	<b>\$50,000</b>
<b>Expenditure Grand Totals:</b>	<b>\$206,798</b>	<b>\$232,562</b>	<b>\$84,235</b>	<b>\$200,000</b>	<b>\$200,000</b>
<b>Net Grand Totals:</b>	<b>(\$222,265)</b>	<b>(\$207,562)</b>	<b>\$13,343</b>	<b>(\$150,000)</b>	<b>(\$150,000)</b>

TOWN OF PARADISE

Fiscal Year 2026/2027

2721 PLHA - Perm Local Housing Alloc

Summary

	2025 Actual Amount	2026 Amended Budget	YTD 2026 Actual Amount	2027 Department Requested	2027 Town Council Approved
<b>Fund: 2721 PLHA - Perm Local Housing Alloc</b>					
<b>Revenue</b>					
040 - Investment Revenue	\$6	\$0	\$0	\$0	\$0
050 - Intergovernmental Revenues	(\$2,231)	\$256,085	\$110,282	\$158,647	\$158,647
<b>Revenue Totals</b>	<b>(\$2,225)</b>	<b>\$256,085</b>	<b>\$110,282</b>	<b>\$158,647</b>	<b>\$158,647</b>
<b>Expenditures</b>					
010 - Salaries and Wages	\$4,530	\$3,052	\$5,327	\$7,512	\$7,512
015 - Other Employee Costs	\$0	\$0	\$0	\$5	\$5
020 - Supplies	\$0	\$0	\$0	\$0	\$0
030 - Postage Printing and Advertising	\$0	\$0	\$0	\$0	\$0
050 - Services	\$106	\$0	\$112,017	\$0	\$0
070 - Other Costs	\$0	\$0	\$0	\$0	\$0
075 - Special Costs	\$0	\$252,020	\$0	\$150,000	\$150,000
095 - Other Financing Uses	\$0	\$1,013	\$0	\$1,130	\$1,130
<b>Expenditure Totals</b>	<b>\$4,636</b>	<b>\$256,085</b>	<b>\$117,344</b>	<b>\$158,647</b>	<b>\$158,647</b>
<b>Revenue Grand Totals:</b>	<b>(\$2,225)</b>	<b>\$256,085</b>	<b>\$110,282</b>	<b>\$158,647</b>	<b>\$158,647</b>
<b>Expenditure Grand Totals:</b>	<b>\$4,636</b>	<b>\$256,085</b>	<b>\$117,344</b>	<b>\$158,647</b>	<b>\$158,647</b>
<b>Net Grand Totals:</b>	<b>(\$6,861)</b>	<b>\$0</b>	<b>(\$7,063)</b>	<b>\$0</b>	<b>\$0</b>

**TOWN OF PARADISE**

Fiscal Year 2026/2027

**2923 TOP Housing Revolving Loans**

Summary

	2025 Actual Amount	2026 Amended Budget	YTD 2026 Actual Amount	2027 Department Requested	2027 Town Council Approved
<b>Fund: 2923 TOP Housing Revolving Loans</b>					
<b>Revenue</b>					
040 - Investment Revenue	\$247	\$0	\$0	\$0	\$0
070 - Other Revenues	\$0	\$25,000	\$0	\$0	\$0
080 - Other Financing Sources	\$0	\$0	\$0	\$0	\$0
<b>Revenue Totals</b>	<b>\$247</b>	<b>\$25,000</b>	<b>\$0</b>	<b>\$0</b>	<b>\$0</b>
<b>Expenditures</b>					
010 - Salaries and Wages	\$426	\$0	\$53	\$0	\$0
015 - Other Employee Costs	\$0	\$0	\$0	\$0	\$0
040 - Utilities	\$0	\$0	\$0	\$0	\$0
050 - Services	\$575	\$0	\$17	\$0	\$0
070 - Other Costs	\$0	\$0	\$0	\$0	\$0
075 - Special Costs	\$35,368	\$25,000	\$0	\$25,000	\$25,000
<b>Expenditure Totals</b>	<b>\$36,370</b>	<b>\$25,000</b>	<b>\$70</b>	<b>\$25,000</b>	<b>\$25,000</b>
<b>Revenue Grand Totals:</b>	<b>\$247</b>	<b>\$25,000</b>	<b>\$0</b>	<b>\$0</b>	<b>\$0</b>
<b>Expenditure Grand Totals:</b>	<b>\$36,370</b>	<b>\$25,000</b>	<b>\$70</b>	<b>\$25,000</b>	<b>\$25,000</b>
<b>Net Grand Totals:</b>	<b>(\$36,123)</b>	<b>\$0</b>	<b>(\$70)</b>	<b>(\$25,000)</b>	<b>(\$25,000)</b>

**TOWN OF PARADISE**

Fiscal Year 2026/2027

**5900 - Transit Fund**

Summary

	2025 Actual Amount	2026 Amended Budget	YTD 2026 Actual Amount	2027 Department Requested	2027 Town Council Approved
<b>Fund: 5900 Transit Fund</b>					
<b>Revenue</b>					
040 - Investment Revenue	\$0	\$0	\$0	\$0	\$0
050 - Intergovernmental Revenues	\$0	\$0	\$0	\$0	\$0
070 - Other Revenues	\$1,280	\$1,000	\$1,439	\$1,000	\$1,000
080 - Other Financing Sources	\$0	\$0	\$0	\$0	\$0
<b>Revenue Totals</b>	\$1,280	\$1,000	\$1,439	\$1,000	\$1,000
<b>Expenditures</b>					
010 - Salaries and Wages	\$0	\$0	\$0	\$0	\$0
015 - Other Employee Costs	\$0	\$0	\$0	\$0	\$0
020 - Supplies	\$0	\$0	\$0	\$0	\$0
040 - Utilities	\$0	\$0	\$0	\$0	\$0
050 - Services	\$0	\$0	\$0	\$0	\$0
060 - Employee Development	\$0	\$0	\$0	\$0	\$0
070 - Other Costs	\$1,276	\$1,000	\$1,464	\$1,000	\$1,000
075 - Special Costs	\$0	\$0	\$0	\$0	\$0
090 - Debt Service	\$0	\$0	\$0	\$0	\$0
095 - Other Financing Uses	\$0	\$0	\$0	\$0	\$0
<b>Expenditure Totals</b>	\$1,276	\$1,000	\$1,464	\$1,000	\$1,000
<b>Revenue Grand Totals:</b>	\$1,280	\$1,000	\$1,439	\$1,000	\$1,000
<b>Expenditure Grand Totals:</b>	\$1,276	\$1,000	\$1,464	\$1,000	\$1,000
<b>Net Grand Totals:</b>	\$5	\$0	(\$25)	\$0	\$0

TOWN OF PARADISE

Fiscal Year 2026/2027

**7611 - GASB 45 Retiree Medical Trust**

Summary

	2025 Actual Amount	2026 Amended Budget	YTD 2026 Actual Amount	2027 Department Requested	2027 Town Council Approved
<b>Fund: 7611 GASB 45 Retiree Medical Trust</b>					
<b>Revenue</b>					
040 - Investment Revenue	\$28,095	\$14,000	\$0	\$28,000	\$28,000
080 - Other Financing Sources	\$0	\$0	\$0	\$0	\$0
<b>Revenue Totals</b>	<b>\$28,095</b>	<b>\$14,000</b>	<b>\$0</b>	<b>\$28,000</b>	<b>\$28,000</b>
<b>Expenditures</b>					
070 - Other Costs	\$642	\$6,000	\$0	\$1,000	\$1,000
075 - Special Costs	\$0	\$0	\$0	\$0	\$0
<b>Expenditure Totals</b>	<b>\$642</b>	<b>\$6,000</b>	<b>\$0</b>	<b>\$1,000</b>	<b>\$1,000</b>
<b>Revenue Grand Totals:</b>	<b>\$28,095</b>	<b>\$14,000</b>	<b>\$0</b>	<b>\$28,000</b>	<b>\$28,000</b>
<b>Expenditure Grand Totals:</b>	<b>\$642</b>	<b>\$6,000</b>	<b>\$0</b>	<b>\$1,000</b>	<b>\$1,000</b>
<b>Net Grand Totals:</b>	<b>\$27,453</b>	<b>\$8,000</b>	<b>\$0</b>	<b>\$27,000</b>	<b>\$27,000</b>

TOWN OF PARADISE

Fiscal Year 2026/2027

**7615 - Asset Replacement and Repairs**

Summary

	2025 Actual Amount	2026 Amended Budget	YTD 2026 Actual Amount	2027 Department Requested	2027 Town Council Approved
<b>Fund: 7615 Asset Replacement and Repairs</b>					
<b>Revenue</b>					
040 - Investment Revenue	\$0	\$0	\$0	\$0	\$0
070 - Other Revenues	\$0	\$0	\$0	\$0	\$0
080 - Other Financing Sources	\$10,861	\$14,000	\$5,277	\$10,000	\$10,000
<b>Revenue Totals</b>	\$10,861	\$14,000	\$5,277	\$10,000	\$10,000
<b>Expenditures</b>					
020 - Supplies	\$0	\$0	\$0	\$0	\$0
030 - Postage Printing and Advertising	\$0	\$0	\$0	\$0	\$0
080 - Capital Outlay	\$0	\$0	\$0	\$0	\$0
<b>Expenditure Totals</b>	\$0	\$0	\$0	\$0	\$0
<b>Revenue Grand Totals:</b>	\$10,861	\$14,000	\$5,277	\$10,000	\$10,000
<b>Expenditure Grand Totals:</b>	\$0	\$0	\$0	\$0	\$0
<b>Net Grand Totals:</b>	\$10,861	\$14,000	\$5,277	\$10,000	\$10,000

TOWN OF PARADISE

Fiscal Year 2026/2027

**7624 - SMIP Strong Motion Impl Prog**

Summary

	2025 Actual Amount	2026 Amended Budget	YTD 2026 Actual Amount	2027 Department Requested	2027 Town Council Approved
<b>Fund: 7624 SMIP Strong Motion Impl Prog</b>					
<b>Revenue</b>					
001 - Enterprise Revenues	\$3,151	\$1,800	\$40,458	\$600	\$600
040 - Investment Revenue	\$39	\$0	\$0	\$0	\$0
<b>Revenue Totals</b>	\$3,190	\$1,800	\$40,458	\$600	\$600
<b>Expenditures</b>					
070 - Other Costs	\$0	\$0	\$0	\$0	\$0
075 - Special Costs	\$0	\$0	\$0	\$0	\$0
<b>Expenditure Totals</b>	\$0	\$0	\$0	\$0	\$0
<b>Revenue Grand Totals:</b>	\$3,190	\$1,800	\$40,458	\$600	\$600
<b>Expenditure Grand Totals:</b>	\$0	\$0	\$0	\$0	\$0
<b>Net Grand Totals:</b>	\$3,190	\$1,800	\$40,458	\$600	\$600

TOWN OF PARADISE

Fiscal Year 2026/2027

**7626 - Traffic Safety Impound Fund**

Summary

	2025 Actual Amount	2026 Amended Budget	YTD 2026 Actual Amount	2027 Department Requested	2027 Town Council Approved
<b>Fund: 7626 Traffic Safety Impound Fund</b>					
<b>Revenue</b>					
040 - Investment Revenue	\$115	\$0	\$0	\$0	\$0
060 - Charges for Services	\$10,124	\$7,300	\$12,214	\$7,300	\$7,300
<b>Revenue Totals</b>	<b>\$10,239</b>	<b>\$7,300</b>	<b>\$12,214</b>	<b>\$7,300</b>	<b>\$7,300</b>
<b>Expenditures</b>					
010 - Salaries and Wages	\$0	\$0	\$0	\$0	\$0
020 - Supplies	\$24,429	\$0	\$127	\$7,300	\$7,300
030 - Postage Printing and Advertising	\$0	\$0	\$0	\$0	\$0
050 - Services	\$1,188	\$7,300	\$0	\$0	\$0
075 - Special Costs	\$0	\$0	\$0	\$0	\$0
080 - Capital Outlay	\$0	\$0	\$0	\$0	\$0
095 - Other Financing Uses	\$0	\$0	\$0	\$0	\$0
<b>Expenditure Totals</b>	<b>\$25,618</b>	<b>\$7,300</b>	<b>\$127</b>	<b>\$7,300</b>	<b>\$7,300</b>
<b>Revenue Grand Totals:</b>	<b>\$10,239</b>	<b>\$7,300</b>	<b>\$12,214</b>	<b>\$7,300</b>	<b>\$7,300</b>
<b>Expenditure Grand Totals:</b>	<b>\$25,618</b>	<b>\$7,300</b>	<b>\$127</b>	<b>\$7,300</b>	<b>\$7,300</b>
<b>Net Grand Totals:</b>	<b>(\$15,378)</b>	<b>\$0</b>	<b>\$12,087</b>	<b>\$0</b>	<b>\$0</b>

TOWN OF PARADISE

Fiscal Year 2026/2027

**7627 - Tech Equip Replacement/Update**

Summary

	2025 Actual Amount	2026 Amended Budget	YTD 2026 Actual Amount	2027 Department Requested	2027 Town Council Approved
<b>Fund: 7627 Tech Equip Replacement/Update</b>					
<b>Revenue</b>					
040 - Investment Revenue	\$0	\$0	\$0	\$0	\$0
060 - Charges for Services	\$318,934	\$280,000	\$308,278	\$310,000	\$310,000
080 - Other Financing Sources	\$0	\$0	(\$2)	\$0	\$0
<b>Revenue Totals</b>	<b>\$318,934</b>	<b>\$280,000</b>	<b>\$308,276</b>	<b>\$310,000</b>	<b>\$310,000</b>
<b>Expenditures</b>					
010 - Salaries and Wages	\$224,000	\$224,000	\$0	\$224,000	\$224,000
050 - Services	\$0	\$0	\$0	\$0	\$0
070 - Other Costs	\$0	\$0	\$0	\$0	\$0
075 - Special Costs	\$0	\$0	\$0	\$0	\$0
080 - Capital Outlay	\$0	\$0	\$0	\$0	\$0
095 - Other Financing Uses	\$0	\$51,400	\$0	\$51,400	\$51,400
<b>Expenditure Totals</b>	<b>\$224,000</b>	<b>\$275,400</b>	<b>\$0</b>	<b>\$275,400</b>	<b>\$275,400</b>
<b>Revenue Grand Totals:</b>	<b>\$318,934</b>	<b>\$280,000</b>	<b>\$308,276</b>	<b>\$310,000</b>	<b>\$310,000</b>
<b>Expenditure Grand Totals:</b>	<b>\$224,000</b>	<b>\$275,400</b>	<b>\$0</b>	<b>\$275,400</b>	<b>\$275,400</b>
<b>Net Grand Totals:</b>	<b>\$94,934</b>	<b>\$4,600</b>	<b>\$308,276</b>	<b>\$34,600</b>	<b>\$34,600</b>

TOWN OF PARADISE

Fiscal Year 2026/2027

7628 - General Plan Update

Summary

	2025 Actual Amount	2026 Amended Budget	YTD 2026 Actual Amount	2027 Department Requested	2027 Town Council Approved
<b>Fund: 7628 General Plan Update</b>					
<b>Revenue</b>					
040 - Investment Revenue	\$4,772	\$0	\$0	\$0	\$0
050 - Intergovernmental Revenues	\$0	\$0	\$0	\$0	\$0
060 - Charges for Services	\$240,816	\$230,000	\$242,777	\$240,000	\$240,000
<b>Revenue Totals</b>	<b>\$245,588</b>	<b>\$230,000</b>	<b>\$242,777</b>	<b>\$240,000</b>	<b>\$240,000</b>
<b>Expenditures</b>					
050 - Services	\$0	\$600,000	\$516,720	\$897,000	\$897,000
070 - Other Costs	\$0	\$0	\$0	\$0	\$0
075 - Special Costs	\$0	\$0	\$0	\$0	\$0
095 - Other Financing Uses	\$0	\$0	\$0	\$0	\$0
<b>Expenditure Totals</b>	<b>\$0</b>	<b>\$600,000</b>	<b>\$516,720</b>	<b>\$897,000</b>	<b>\$897,000</b>
<b>Revenue Grand Totals:</b>	<b>\$245,588</b>	<b>\$230,000</b>	<b>\$242,777</b>	<b>\$240,000</b>	<b>\$240,000</b>
<b>Expenditure Grand Totals:</b>	<b>\$0</b>	<b>\$600,000</b>	<b>\$516,720</b>	<b>\$897,000</b>	<b>\$897,000</b>
<b>Net Grand Totals:</b>	<b>\$245,588</b>	<b>(\$370,000)</b>	<b>(\$273,944)</b>	<b>(\$657,000)</b>	<b>(\$657,000)</b>

TOWN OF PARADISE

Fiscal Year 2026/2027

7629 Hydrant Maintenance Fund

Summary

	2025 Actual Amount	2026 Amended Budget	YTD 2026 Actual Amount	2027 Department Requested	2027 Town Council Approved
<b>Fund: 7629 Hydrant Maintenance Fund</b>					
<b>Revenue</b>					
040 - Investment Revenue	\$0	\$0	\$0	\$0	\$0
070 - Other Revenues	\$0	\$37,264	\$0	\$49,195	\$49,195
<b>Revenue Totals</b>	\$0	\$37,264	\$0	\$49,195	\$49,195
<b>Expenditures</b>					
010 - Salaries and Wages	\$22,909	\$37,264	\$38,844	\$42,059	\$42,059
015 - Other Employee Costs	\$0	\$0	\$0	\$4	\$4
020 - Supplies	\$522	\$0	\$1,233	\$1,500	\$1,500
040 - Utilities	\$200	\$0	\$300	\$300	\$300
050 - Services	\$854	\$0	\$4,820	\$0	\$0
095 - Other Financing Uses	\$0	\$0	\$0	\$5,332	\$5,332
<b>Expenditure Totals</b>	\$24,485	\$37,264	\$45,197	\$49,195	\$49,195
<b>Revenue Grand Totals:</b>	\$0	\$37,264	\$0	\$49,195	\$49,195
<b>Expenditure Grand Totals:</b>	\$24,485	\$37,264	\$45,197	\$49,195	\$49,195

TOWN OF PARADISE

Fiscal Year 2026/2027

**7640 - Disability Access and Education**

Summary

	2025 Actual Amount	2026 Amended Budget	YTD 2026 Actual Amount	2027 Department Requested	2027 Town Council Approved
<b>Fund: 7640 Disability Access and Education</b>					
<b>Revenue</b>					
040 - Investment Revenue	\$5	\$0	\$0	\$0	\$0
070 - Other Revenues	\$1,336	\$1,400	\$2,238	\$3,500	\$3,500
<b>Revenue Totals</b>	\$1,341	\$1,400	\$2,238	\$3,500	\$3,500
<b>Expenditures</b>					
050 - Services	\$0	\$0	\$0	\$0	\$0
060 - Employee Development	\$4,914	\$1,400	\$0	\$3,500	\$3,500
070 - Other Costs	\$76	\$0	\$169	\$0	\$0
095 - Other Financing Uses	\$0	\$0	\$0	\$0	\$0
<b>Expenditure Totals</b>	\$4,990	\$1,400	\$169	\$3,500	\$3,500
<b>Revenue Grand Totals:</b>	\$1,341	\$1,400	\$2,238	\$3,500	\$3,500
<b>Expenditure Grand Totals:</b>	\$4,990	\$1,400	\$169	\$3,500	\$3,500
<b>Net Grand Totals:</b>	(\$3,648)	\$0	\$2,069	\$0	\$0

TOWN OF PARADISE

Fiscal Year 2026/2027

**7805 - VIPS Volunteers in Police Service**

Summary

	2025 Actual Amount	2026 Amended Budget	YTD 2026 Actual Amount	2027 Department Requested	2027 Town Council Approved
<b>Fund: 7805 VIPS Volunteers in Police Service</b>					
<b>Revenue</b>					
040 - Investment Revenue	\$10,036	\$0	\$0	\$0	\$0
060 - Charges for Services	\$0	\$0	\$0	\$0	\$0
070 - Other Revenues	\$1,375	\$800	\$1,155	\$1,800	\$1,800
080 - Other Financing Sources	\$0	\$0	\$0	\$0	\$0
<b>Revenue Totals</b>	<b>\$11,411</b>	<b>\$800</b>	<b>\$1,155</b>	<b>\$1,800</b>	<b>\$1,800</b>
<b>Expenditures</b>					
020 - Supplies	\$785	\$500	\$461	\$500	\$500
030 - Postage Printing and Advertising	\$0	\$0	\$0	\$0	\$0
050 - Services	\$0	\$0	\$0	\$0	\$0
060 - Employee Development	\$0	\$300	\$154	\$300	\$300
070 - Other Costs	\$0	\$0	\$950	\$1,000	\$1,000
075 - Special Costs	\$0	\$0	\$0	\$0	\$0
080 - Capital Outlay	\$0	\$0	\$0	\$0	\$0
090 - Debt Service	\$0	\$0	\$0	\$0	\$0
<b>Revenue Totals:</b>	<b>\$11,411</b>	<b>\$800</b>	<b>\$1,155</b>	<b>\$1,800</b>	<b>\$1,800</b>
<b>Expenditure Totals</b>	<b>\$785</b>	<b>\$800</b>	<b>\$1,565</b>	<b>\$1,800</b>	<b>\$1,800</b>
<b>Revenue Grand Totals:</b>	<b>\$11,411</b>	<b>\$800</b>	<b>\$1,155</b>	<b>\$1,800</b>	<b>\$1,800</b>
<b>Expenditure Grand Totals:</b>	<b>\$785</b>	<b>\$800</b>	<b>\$1,565</b>	<b>\$1,800</b>	<b>\$1,800</b>
<b>Net Grand Totals:</b>	<b>\$10,627</b>	<b>\$0</b>	<b>(\$410)</b>	<b>\$0</b>	<b>\$0</b>

TOWN OF PARADISE

Fiscal Year 2026/2027

**7808 - Canine Protection Unit Donations**

Summary

	2025 Actual Amount	2026 Amended Budget	YTD 2026 Actual Amount	2027 Department Requested	2027 Town Council Approved
<b>Fund: 7808 Canine Protection Unit Donations</b>					
<b>Revenue</b>					
040 - Investment Revenue	\$54	\$0	\$0	\$1,000	\$1,000
070 - Other Revenues	\$19,354	\$1,000	\$3,148	\$0	\$0
<b>Revenue Totals</b>	<b>\$19,408</b>	<b>\$1,000</b>	<b>\$3,148</b>	<b>\$1,000</b>	<b>\$1,000</b>
<b>Expenditures</b>					
020 - Supplies	\$4,454	\$1,000	\$4,167	\$1,000	\$1,000
050 - Services	\$0	\$0	\$0	\$0	\$0
060 - Employee Development	\$0	\$0	\$0	\$0	\$0
075 - Special Costs	\$0	\$0	\$0	\$0	\$0
080 - Capital Outlay	\$0	\$0	\$0	\$0	\$0
<b>Expenditure Totals</b>	<b>\$4,454</b>	<b>\$1,000</b>	<b>\$4,167</b>	<b>\$1,000</b>	<b>\$1,000</b>
<b>Revenue Grand Totals:</b>	<b>\$19,408</b>	<b>\$1,000</b>	<b>\$3,148</b>	<b>\$1,000</b>	<b>\$1,000</b>
<b>Expenditure Grand Totals:</b>	<b>\$4,454</b>	<b>\$1,000</b>	<b>\$4,167</b>	<b>\$1,000</b>	<b>\$1,000</b>
<b>Net Grand Totals:</b>	<b>\$14,954</b>	<b>\$0</b>	<b>(\$1,019)</b>	<b>\$0</b>	<b>\$0</b>

TOWN OF PARADISE

Fiscal Year 2026/2027

**7811 - Animal Control Misc Donations**

Summary

	2025 Actual Amount	2026 Amended Budget	YTD 2026 Actual Amount	2027 Department Requested	2027 Town Council Approved
<b>Fund: 7811 Animal Control Misc Donations</b>					
<b>Revenue</b>					
040 - Investment Revenue	\$117	\$0	\$0	\$0	\$0
070 - Other Revenues	\$12,051	\$1,000	\$3,441	\$17,000	\$17,000
080 - Other Financing Sources	\$0	\$0	\$15	\$0	\$0
<b>Revenue Totals</b>	<b>\$12,168</b>	<b>\$1,000</b>	<b>\$3,456</b>	<b>\$17,000</b>	<b>\$17,000</b>
<b>Expenditures</b>					
020 - Supplies	\$28,763	\$1,000	\$12,947	\$1,000	\$1,000
050 - Services	\$4,507	\$0	\$21,180	\$16,000	\$16,000
070 - Other Costs	\$0	\$0	\$0	\$0	\$0
075 - Special Costs	\$0	\$0	\$0	\$0	\$0
080 - Capital Outlay	\$0	\$0	\$0	\$0	\$0
095 - Other Financing Uses	\$0	\$0	\$0	\$0	\$0
<b>Expenditure Totals</b>	<b>\$33,270</b>	<b>\$1,000</b>	<b>\$34,127</b>	<b>\$17,000</b>	<b>\$17,000</b>
<b>Revenue Grand Totals:</b>	<b>\$12,168</b>	<b>\$1,000</b>	<b>\$3,456</b>	<b>\$17,000</b>	<b>\$17,000</b>
<b>Expenditure Grand Totals:</b>	<b>\$33,270</b>	<b>\$1,000</b>	<b>\$34,127</b>	<b>\$17,000</b>	<b>\$17,000</b>
<b>Net Grand Totals:</b>	<b>(\$21,103)</b>	<b>\$0</b>	<b>(\$30,671)</b>	<b>\$0</b>	<b>\$0</b>



**Successor Agency**

**FY 2026-27**

**TOWN OF PARADISE**  
Fiscal Year 2026/2027

**7650 TOP as Successor RDA**

	Summary				
	2025 Actual Amount	2026 Amended Budget	YTD 2026 Actual Amount	2027 Department Requested	2027 Town Council Approved
<b>Fund: 7650 TOP as Successor RDA</b>					
<b>Revenue</b>					
010 - Taxes	\$229,643	\$200,000	\$157,238	\$413,955	\$0
040 - Investment Revenue	\$5,105	\$0	\$0	\$0	\$0
060 - Charges for Services	\$0	\$0	\$0	\$0	\$0
070 - Other Revenues	\$0	\$0	\$0	\$0	\$0
080 - Other Financing Sources	\$0	\$0	\$0	\$0	\$0
<b>Revenue Totals</b>	<b>\$234,748</b>	<b>\$200,000</b>	<b>\$157,238</b>	<b>\$413,955</b>	<b>\$0</b>
<b>Expenditures</b>					
010 - Salaries and Wages	\$0	\$0	\$0	\$0	\$0
015 - Other Employee Costs	\$0	\$0	\$0	\$0	\$0
030 - Postage Printing and Advertising	\$0	\$0	\$0	\$0	\$0
050 - Services	\$11,154	\$0	\$0	\$0	\$0
075 - Special Costs	\$0	\$0	\$0	\$0	\$0
090 - Debt Service	\$343,478	\$200,000	\$266,079	\$413,955	\$0
095 - Other Financing Uses	\$16,200	\$0	\$0	\$0	\$0
<b>Expenditure Totals</b>	<b>\$370,832</b>	<b>\$200,000</b>	<b>\$266,079</b>	<b>\$413,955</b>	<b>\$0</b>
<b>Revenue Grand Totals:</b>	<b>\$234,748</b>	<b>\$200,000</b>	<b>\$157,238</b>	<b>\$413,955</b>	<b>\$0</b>
<b>Expenditure Grand Totals:</b>	<b>\$370,832</b>	<b>\$200,000</b>	<b>\$266,079</b>	<b>\$413,955</b>	<b>\$0</b>
<b>Net Grand Totals:</b>	<b>(\$136,084)</b>	<b>\$0</b>	<b>(\$108,840)</b>	<b>\$0</b>	<b>\$0</b>

# TOWN OF PARADISE

# Budget Worksheet Report

G/L Account Number	Account Description	2025 Actual Amount	2026 Amended Budget	YTD 2026 Actual Amount	2027 Department Requested
<b>Fund: 7650 - TOP as Successor RDA</b>					
<b>EXPENSES</b>					
<b>Department: 60 - RDA</b>					
<b>Program: 4975 - Successor RDANH Operations</b>					
7650.60.4975.5213.100	Services, Professional and Contract Services General	\$11,154	\$0	\$0	\$0
7650.60.4975.5500	Bond Payments - Fiscal Agent	\$2,500	\$2,500	\$108,840	\$0
7650.60.4975.5501	Debt Service Payment - Principal	\$0	\$176,507	\$157,238	\$150,000
7650.60.4975.5502	Debt Service Payment - Interest	\$340,978	\$20,993	\$0	\$263,955
7650.60.4975.5910.010	Transfers Out To General Fund	\$16,200	\$0	\$0	\$0
<b>Program Total: 4975 - Successor RDANH Operations</b>		<b>\$370,832</b>	<b>\$200,000</b>	<b>\$266,079</b>	<b>\$413,955</b>
<b>Department Total: 60 - RDA</b>		<b>\$370,832</b>	<b>\$200,000</b>	<b>\$266,079</b>	<b>\$413,955</b>
<b>EXPENSES Total</b>		<b>\$370,832</b>	<b>\$200,000</b>	<b>\$266,079</b>	<b>\$413,955</b>



# Budget Transaction Report

Report by Budget Transactions  
Budget Year of 2027  
Budget Level at Department Requested

G/L Account	Transaction	Number of Units	Cost per Unit	Total Amount
<b>REVENUES</b>				
Fund	<b>1010 - General Fund</b>			
Department	<b>00 - Non Department Activity</b>			
Program	<b>0000 - Non Program Activity</b>			
Account	<b>3110.311 - Property Tax Current Secured</b>			
1010.00.0000.3110.311	Property Tax Current Secured	1.0000	5,285,613.00	5,285,613.00
	Account 3110.311 - Property Tax Current Secured Totals	Transactions	1	\$5,285,613.00
Account	<b>3110.312 - Property Tax Current Unsecured</b>			
1010.00.0000.3110.312	Property Tax Current Unsecured	1.0000	227,718.00	227,718.00
	Account 3110.312 - Property Tax Current Unsecured Totals	Transactions	1	\$227,718.00
Account	<b>3110.315 - Property Tax Prior Secured/Unsecured</b>			
1010.00.0000.3110.315	Property Tax Prior Secured/Unsecured	1.0000	5,000.00	5,000.00
	Account 3110.315 - Property Tax Prior Secured/Unsecured Totals	Transactions	1	\$5,000.00
Account	<b>3110.320 - Property Tax General Supplemental</b>			
1010.00.0000.3110.320	Property Tax General Supplemental	1.0000	40,000.00	40,000.00
	Account 3110.320 - Property Tax General Supplemental Totals	Transactions	1	\$40,000.00
Account	<b>3130.325 - General Sales and Use Tax Sales and Use Tax</b>			
1010.00.0000.3130.325	General Sales and Use Tax Sales and Use Tax (HDL)	1.0000	1,100,000.00	1,100,000.00
	Account 3130.325 - General Sales and Use Tax Sales and Use Tax Totals	Transactions	1	\$1,100,000.00
Account	<b>3167.330 - Real Property Transfer Tax Real Property Transfer Tax</b>			
1010.00.0000.3167.330	Real Property Transfer Tax Real Property Transfer Tax	1.0000	75,000.00	75,000.00
	Account 3167.330 - Real Property Transfer Tax Real Property Transfer Tax Totals	Transactions	1	\$75,000.00
Account	<b>3182.335 - Franchise Taxes Franchise Taxes</b>			
1010.00.0000.3182.335	Franchise Taxes Franchise Taxes	1.0000	500,000.00	500,000.00
	Account 3182.335 - Franchise Taxes Franchise Taxes Totals	Transactions	1	\$500,000.00
Account	<b>3185.340 - Transient Occupancy Tax Transient Occupancy Tax</b>			
1010.00.0000.3185.340	Transient Occupancy Tax Transient Occupancy Tax	1.0000	140,000.00	140,000.00
	Account 3185.340 - Transient Occupancy Tax Transient Occupancy Tax Totals	Transactions	1	\$140,000.00
Account	<b>3210.110 - Business Licenses and Permits Business Regulation</b>			
1010.00.0000.3210.110	Business Licenses and Permits Business Regulation	1.0000	15,000.00	15,000.00
	Account 3210.110 - Business Licenses and Permits Business Regulation Totals	Transactions	1	\$15,000.00
Account	<b>3351.001 - Property Tax Homeowners Apportionment</b>			
1010.00.0000.3351.001	Property Tax Homeowners Apportionment	1.0000	31,279.00	31,279.00
	Account 3351.001 - Property Tax Homeowners Apportionment Totals	Transactions	1	\$31,279.00
Account	<b>3356.001 - State Motor Vehicle In Lieu Motor Vehicle In Lieu Tax</b>			
1010.00.0000.3356.001	State Motor Vehicle In Lieu Motor Vehicle In Lieu Tax	1.0000	2,006,714.00	2,006,714.00
	Account 3356.001 - State Motor Vehicle In Lieu Motor Vehicle In Lieu Tax Totals	Transactions	1	\$2,006,714.00
Account	<b>3410.104 - Administrative Services Returned Check Processing</b>			
1010.00.0000.3410.104	Administrative Services Returned Check Processing	1.0000	100.00	100.00
	Account 3410.104 - Administrative Services Returned Check Processing Totals	Transactions	1	\$100.00



# Budget Transaction Report

Report by Budget Transactions  
Budget Year of 2027  
Budget Level at Department Requested

G/L Account	Transaction	Number of Units	Cost per Unit	Total Amount
<b>REVENUES</b>				
Fund	<b>1010 - General Fund</b>			
Department	<b>00 - Non Department Activity</b>			
Program	<b>0000 - Non Program Activity</b>			
Account	<b>3410.113 - Administrative Services Document Copying</b>			
1010.00.0000.3410.113	Administrative Services Document Copying	1.0000	25.00	25.00
	Account 3410.113 - Administrative Services Document Copying Totals	Transactions	1	\$25.00
Account	<b>3410.114 - Administrative Services Document Certification</b>			
1010.00.0000.3410.114	Administrative Services Document Certification	1.0000	50.00	50.00
	Account 3410.114 - Administrative Services Document Certification Totals	Transactions	1	\$50.00
Account	<b>3610.100 - Interest Revenue Investments Investments</b>			
1010.00.0000.3610.100	Interest Revenue Investments Investments	1.0000	30,000.00	30,000.00
	Account 3610.100 - Interest Revenue Investments Investments Totals	Transactions	1	\$30,000.00
Account	<b>3630.200 - Rents and Royalties Billboard Rents and Leases</b>			
1010.00.0000.3630.200	Rents and Royalties Billboard Rents and Leases	1.0000	440.00	440.00
	Account 3630.200 - Rents and Royalties Billboard Rents and Leases Totals	Transactions	1	\$440.00
Account	<b>3902.100 - Miscellaneous Revenue General</b>			
1010.00.0000.3902.100	Miscellaneous Revenue General	1.0000	10,000.00	10,000.00
	Account 3902.100 - Miscellaneous Revenue General Totals	Transactions	1	\$10,000.00
Account	<b>3910.010 - Transfers In From General Fund</b>			
1010.00.0000.3910.010	Animal Control F2070	1.0000	(467,138.00)	(467,138.00)
	Account 3910.010 - Transfers In From General Fund Totals	Transactions	1	(\$467,138.00)
Account	<b>3910.160 - Transfers In From BHS Development Svcs Fund</b>			
1010.00.0000.3910.160	Transfer to F2160 BHS	1.0000	(23,399.00)	(23,399.00)
	Account 3910.160 - Transfers In From BHS Development Svcs Fund Totals	Transactions	1	(\$23,399.00)
Account	<b>3910.700 - Transfers In From PG&amp;E Settlement Fund</b>			
1010.00.0000.3910.700	PRO Fund transfer	1.0000	15,150,588.00	15,150,588.00
	Account 3910.700 - Transfers In From PG&E Settlement Fund Totals	Transactions	1	\$15,150,588.00
	Program 0000 - Non Program Activity Totals	Transactions	20	\$24,126,990.00
	Department 00 - Non Department Activity Totals	Transactions	20	\$24,126,990.00
Department	<b>25 - Finance</b>			
Program	<b>4420 - Measure C/V TUT</b>			
Account	<b>3130.326 - General Sales and Use Tax Transactions and Use Tax (TUT)</b>			
1010.25.4420.3130.326	Measure V Sales Tax (HDL)	1.0000	1,346,979.00	1,346,979.00
	Account 3130.326 - General Sales and Use Tax Transactions and Use Tax (TUT) Totals	Transactions	1	\$1,346,979.00
	Program 4420 - Measure C/V TUT Totals	Transactions	1	\$1,346,979.00
	Department 25 - Finance Totals	Transactions	1	\$1,346,979.00



# Budget Transaction Report

Report by Budget Transactions  
Budget Year of 2027  
Budget Level at Department Requested

G/L Account	Transaction	Number of Units	Cost per Unit	Total Amount
<b>REVENUES</b>				
Fund <b>1010 - General Fund</b>				
Department <b>30 - Police</b>				
Program <b>0000 - Non Program Activity</b>				
Account <b>3320.100 - Federal Revenue - Other Refunds and Reimbursements</b>				
1010.30.0000.3320.100	Federal Revenue - Other Refunds and Reimbursements	1.0000	3,000.00	3,000.00
		Transactions	1	<u>3,000.00</u>
		Account <b>3320.100 - Federal Revenue - Other Refunds and Reimbursements</b> Totals		
Account <b>3345.004 - State Revenues - Other POST Reimbursements</b>				
1010.30.0000.3345.004	Post Reimbursements	1.0000	5,000.00	5,000.00
		Transactions	1	<u>5,000.00</u>
		Account <b>3345.004 - State Revenues - Other POST Reimbursements</b> Totals		
Account <b>3345.100 - State Revenues - Other Refunds &amp; Reimbursements</b>				
1010.30.0000.3345.100	State Revenues - Other Refunds & Reimbursements	1.0000	50.00	50.00
		Transactions	1	<u>50.00</u>
		Account <b>3345.100 - State Revenues - Other Refunds &amp; Reimbursements</b> Totals		
Account <b>3380.100 - Local Government Revenue Fines and Forfeitures</b>				
1010.30.0000.3380.100	Local Government Revenue Fines and Forfeitures	1.0000	15,000.00	15,000.00
		Transactions	1	<u>15,000.00</u>
		Account <b>3380.100 - Local Government Revenue Fines and Forfeitures</b> Totals		
Account <b>3380.112 - Local Government Revenue Property Room Proceeds</b>				
1010.30.0000.3380.112	Local Government Revenue Property Room Proceeds	1.0000	100.00	100.00
		Transactions	1	<u>100.00</u>
		Account <b>3380.112 - Local Government Revenue Property Room Proceeds</b> Totals		
Account <b>3421.105 - Police Cite Sign Off / VIN Verification</b>				
1010.30.0000.3421.105	Police Cite Sign Off / VIN Verification	1.0000	500.00	500.00
		Transactions	1	<u>500.00</u>
		Account <b>3421.105 - Police Cite Sign Off / VIN Verification</b> Totals		
Account <b>3421.110 - Police DUI Accident &amp; Arrest Processing</b>				
1010.30.0000.3421.110	Police DUI Accident & Arrest Processing	1.0000	500.00	500.00
		Transactions	1	<u>500.00</u>
		Account <b>3421.110 - Police DUI Accident &amp; Arrest Processing</b> Totals		
Account <b>3421.111 - Police Vehicle Impound Fee</b>				
1010.30.0000.3421.111	Police Vehicle Impound Fee	1.0000	500.00	500.00
		Transactions	1	<u>500.00</u>
		Account <b>3421.111 - Police Vehicle Impound Fee</b> Totals		
Account <b>3421.115 - Police Police Report (Copy)</b>				
1010.30.0000.3421.115	Police Police Report (Copy)	1.0000	10.00	10.00
		Transactions	1	<u>10.00</u>
		Account <b>3421.115 - Police Police Report (Copy)</b> Totals		
Account <b>3421.120 - Police Fingerprint Processing</b>				
1010.30.0000.3421.120	Police Fingerprint Processing	1.0000	4,000.00	4,000.00
		Transactions	1	<u>4,000.00</u>
		Account <b>3421.120 - Police Fingerprint Processing</b> Totals		
Account <b>3421.122 - Police Visa/Clearance Letter</b>				
1010.30.0000.3421.122	Police Visa/Clearance Letter	1.0000	31.00	31.00
		Transactions	1	<u>31.00</u>
		Account <b>3421.122 - Police Visa/Clearance Letter</b> Totals		
Account <b>3421.130 - Police Reproduce/Sale of Tapes &amp; Photos</b>				
1010.30.0000.3421.130	Police Reproduce/Sale of Tapes & Photos	1.0000	50.00	50.00
		Transactions	1	<u>50.00</u>
		Account <b>3421.130 - Police Reproduce/Sale of Tapes &amp; Photos</b> Totals		



# Budget Transaction Report

Report by Budget Transactions  
Budget Year of 2027  
Budget Level at Department Requested

G/L Account	Transaction	Number of Units	Cost per Unit	Total Amount
<b>REVENUES</b>				
Fund <b>1010 - General Fund</b>				
Department <b>30 - Police</b>				
Program <b>0000 - Non Program Activity</b>				
Account <b>3421.140 - Police Alarm System Registration</b>				
1010.30.0000.3421.140	Police Alarm System Registration	1.0000	1,000.00	1,000.00
	Account <b>3421.140 - Police Alarm System Registration</b> Totals	Transactions	1	\$1,000.00
Account <b>3421.141 - Police False Alarm Response</b>				
1010.30.0000.3421.141	Police False Alarm Response	1.0000	1,000.00	1,000.00
	Account <b>3421.141 - Police False Alarm Response</b> Totals	Transactions	1	\$1,000.00
Account <b>3901.100 - Refunds and Reimbursements Miscellaneous</b>				
1010.30.0000.3901.100	Refunds and Reimbursements Miscellaneous	1.0000	15,000.00	15,000.00
	Account <b>3901.100 - Refunds and Reimbursements Miscellaneous</b> Totals	Transactions	1	\$15,000.00
Account <b>3902.100 - Miscellaneous Revenue General</b>				
1010.30.0000.3902.100	Miscellaneous Revenue General	1.0000	100.00	100.00
	Account <b>3902.100 - Miscellaneous Revenue General</b> Totals	Transactions	1	\$100.00
	Program <b>0000 - Non Program Activity</b> Totals	Transactions	16	\$45,841.00
	Department <b>30 - Police</b> Totals	Transactions	16	\$45,841.00
Department <b>35 - Fire</b>				
Program <b>0000 - Non Program Activity</b>				
Account <b>3345.100 - State Revenues - Other Refunds &amp; Reimbursements</b>				
1010.35.0000.3345.100	PPE Equipment - CalFire VFC Grant	1.0000	10,000.00	10,000.00
1010.35.0000.3345.100	State Revenues	1.0000	25,000.00	25,000.00
	Account <b>3345.100 - State Revenues - Other Refunds &amp; Reimbursements</b> Totals	Transactions	2	\$35,000.00
Account <b>3422.304 - Fire Fuel Reduction Burn Permit</b>				
1010.35.0000.3422.304	Permits	1.0000	6,000.00	6,000.00
	Account <b>3422.304 - Fire Fuel Reduction Burn Permit</b> Totals	Transactions	1	\$6,000.00
Account <b>3422.315 - Fire Residential Burning Regulation</b>				
1010.35.0000.3422.315	Burn Permits	1.0000	10,000.00	10,000.00
	Account <b>3422.315 - Fire Residential Burning Regulation</b> Totals	Transactions	1	\$10,000.00
	Program <b>0000 - Non Program Activity</b> Totals	Transactions	4	\$51,000.00
	Department <b>35 - Fire</b> Totals	Transactions	4	\$51,000.00
Department <b>40 - Community Development</b>				
Program <b>4720 - CDD Planning</b>				
Account <b>3380.101 - Local Government Revenue Fines and Citations Comm Develop</b>				
1010.40.4720.3380.101	Local Government Revenue Fines and Citations Comm Develop	1.0000	6,000.00	6,000.00
	Account <b>3380.101 - Local Government Revenue Fines and Citations Comm Develop</b> Totals	Transactions	1	\$6,000.00



# Budget Transaction Report

Report by Budget Transactions  
Budget Year of 2027  
Budget Level at Department Requested

G/L Account	Transaction	Number of Units	Cost per Unit	Total Amount
<b>REVENUES</b>				
Fund <b>1010 - General Fund</b>				
Department <b>40 - Community Development</b>				
Program <b>4720 - CDD Planning</b>				
Account <b>3400.104 - CDD Planning Tentative Parcel Map</b>				
1010.40.4720.3400.104	CDD Planning Tentative Parcel Map	1.0000	2,074.00	2,074.00
		Transactions	1	<u>2,074.00</u>
		Account <b>3400.104 - CDD Planning Tentative Parcel Map Totals</b>		
Account <b>3400.109 - CDD Planning Street Address Change Review</b>				
1010.40.4720.3400.109	CDD Planning Street Address Change Review	1.0000	87.00	87.00
		Transactions	1	<u>87.00</u>
		Account <b>3400.109 - CDD Planning Street Address Change Review Totals</b>		
Account <b>3400.111 - CDD Planning Landscape Plan</b>				
1010.40.4720.3400.111	CDD Planning Landscape Plan	1.0000	2,000.00	2,000.00
		Transactions	1	<u>2,000.00</u>
		Account <b>3400.111 - CDD Planning Landscape Plan Totals</b>		
Account <b>3400.130 - CDD Planning General Plan Amend and Rezoning</b>				
1010.40.4720.3400.130	CDD Planning General Plan Amend and Rezoning	1.0000	2,907.00	2,907.00
		Transactions	1	<u>2,907.00</u>
		Account <b>3400.130 - CDD Planning General Plan Amend and Rezoning Totals</b>		
Account <b>3400.132 - CDD Planning Rezoning Application</b>				
1010.40.4720.3400.132	CDD Planning Rezoning Application	1.0000	2,005.00	2,005.00
		Transactions	1	<u>2,005.00</u>
		Account <b>3400.132 - CDD Planning Rezoning Application Totals</b>		
Account <b>3400.139 - CDD Planning Research on Request</b>				
1010.40.4720.3400.139	CDD Planning Research on Request	1.0000	94.00	94.00
		Transactions	1	<u>94.00</u>
		Account <b>3400.139 - CDD Planning Research on Request Totals</b>		
Account <b>3400.170 - CDD Planning Use Permit Class A</b>				
1010.40.4720.3400.170	CDD Planning Use Permit Class A	1.0000	1,414.00	1,414.00
		Transactions	1	<u>1,414.00</u>
		Account <b>3400.170 - CDD Planning Use Permit Class A Totals</b>		
Account <b>3400.173 - CDD Planning Temporary Use Permit</b>				
1010.40.4720.3400.173	CDD Planning Temporary Use Permit	1.0000	2,500.00	2,500.00
		Transactions	1	<u>2,500.00</u>
		Account <b>3400.173 - CDD Planning Temporary Use Permit Totals</b>		
Account <b>3400.174 - CDD Planning Administrative Permit</b>				
1010.40.4720.3400.174	CDD Planning Administrative Permit	1.0000	8,100.00	8,100.00
		Transactions	1	<u>8,100.00</u>
		Account <b>3400.174 - CDD Planning Administrative Permit Totals</b>		
Account <b>3400.176 - CDD Planning Home Occupation Permit</b>				
1010.40.4720.3400.176	CDD Planning Home Occupation Permit	1.0000	2,108.00	2,108.00
		Transactions	1	<u>2,108.00</u>
		Account <b>3400.176 - CDD Planning Home Occupation Permit Totals</b>		
Account <b>3400.184 - CDD Planning Site Plan Review Class A</b>				
1010.40.4720.3400.184	CDD Planning Site Plan Review Class A	1.0000	1,320.00	1,320.00
		Transactions	1	<u>1,320.00</u>
		Account <b>3400.184 - CDD Planning Site Plan Review Class A Totals</b>		



# Budget Transaction Report

Report by Budget Transactions  
Budget Year of 2027  
Budget Level at Department Requested

G/L Account	Transaction	Number of Units	Cost per Unit	Total Amount
<b>REVENUES</b>				
Fund	<b>1010 - General Fund</b>			
Department	<b>40 - Community Development</b>			
Program	<b>4720 - CDD Planning</b>			
Account	<b>3400.185 - CDD Planning Site Plan Review Class B</b>			
1010.40.4720.3400.185	CDD Planning Site Plan Review Class B	1.0000	1,002.00	1,002.00
	Account 3400.185 - CDD Planning Site Plan Review Class B Totals	Transactions	1	<u>1,002.00</u>
Account	<b>3400.200 - CDD Planning Tree Felling Permit</b>			
1010.40.4720.3400.200	CDD Planning Tree Felling Permit	1.0000	140.00	140.00
	Account 3400.200 - CDD Planning Tree Felling Permit Totals	Transactions	1	<u>140.00</u>
Account	<b>3400.307 - CDD Planning Design Review Application</b>			
1010.40.4720.3400.307	CDD Planning Design Review Application	1.0000	1,500.00	1,500.00
	Account 3400.307 - CDD Planning Design Review Application Totals	Transactions	1	<u>1,500.00</u>
	Program 4720 - CDD Planning Totals	Transactions	15	<u>\$33,251.00</u>
Program	<b>4780 - CDD - Waste Management</b>			
Account	<b>3182.335 - Franchise Taxes Franchise Taxes</b>			
1010.40.4780.3182.335	Franchise Taxes Franchise Taxes	1.0000	29,609.00	29,609.00
	Account 3182.335 - Franchise Taxes Franchise Taxes Totals	Transactions	1	<u>\$29,609.00</u>
Account	<b>3340.400 - State Funding Waste Mgmt</b>			
1010.40.4780.3340.400	State Funding Waste Mgmt	1.0000	30,000.00	30,000.00
	Account 3340.400 - State Funding Waste Mgmt Totals	Transactions	1	<u>\$30,000.00</u>
Account	<b>3345.200 - State Revenues - Other Miscellaneous</b>			
1010.40.4780.3345.200	State Revenues - Other Misc.	1.0000	5,000.00	5,000.00
	Account 3345.200 - State Revenues - Other Miscellaneous Totals	Transactions	1	<u>\$5,000.00</u>
Account	<b>3380.104 - Local Government Revenue Fines and Citations Waste Mgmt</b>			
1010.40.4780.3380.104	Local Gov't Revenues Fines & Citations waste Mgmt	1.0000	2,000.00	2,000.00
	Account 3380.104 - Local Government Revenue Fines and Citations Waste Mgmt Totals	Transactions	1	<u>\$2,000.00</u>
	Program 4780 - CDD - Waste Management Totals	Transactions	4	<u>\$66,609.00</u>
	Department 40 - Community Development Totals	Transactions	19	<u>\$99,860.00</u>
Department	<b>45 - Public Works</b>			
Program	<b>4740 - Public Works - Engineering</b>			
Account	<b>3402.220 - PW Engineering Land Divisn/Pvt Develop Projects</b>			
1010.45.4740.3402.220	PW Engineering Land Divisn/Pvt Develop Projects	1.0000	15,000.00	15,000.00
	Account 3402.220 - PW Engineering Land Divisn/Pvt Develop Projects Totals	Transactions	1	<u>\$15,000.00</u>
Account	<b>3402.223 - PW Engineering Engineering Site Plan</b>			
1010.45.4740.3402.223	PW Engineering Engineering Site Plan	1.0000	500.00	500.00
	Account 3402.223 - PW Engineering Engineering Site Plan Totals	Transactions	1	<u>\$500.00</u>



# Budget Transaction Report

Report by Budget Transactions  
Budget Year of 2027  
Budget Level at Department Requested

G/L Account	Transaction	Number of Units	Cost per Unit	Total Amount
<b>REVENUES</b>				
Fund <b>1010 - General Fund</b>				
Department <b>45 - Public Works</b>				
Program <b>4740 - Public Works - Engineering</b>				
Account <b>3402.224 - PW Engineering Grading Check/Inspection</b>				
1010.45.4740.3402.224	PW Engineering Grading Check/Inspection	1.0000	10,000.00	10,000.00
	Account <b>3402.224 - PW Engineering Grading Check/Inspection</b> Totals	Transactions	1	\$10,000.00
Account <b>3402.227 - PW Engineering Lot Merger Review</b>				
1010.45.4740.3402.227	PW Engineering Lot Merger Review	1.0000	5,000.00	5,000.00
	Account <b>3402.227 - PW Engineering Lot Merger Review</b> Totals	Transactions	1	\$5,000.00
Account <b>3402.228 - PW Engineering Lot Line Adjustment</b>				
1010.45.4740.3402.228	PW Engineering Lot Line Adjustment	1.0000	1,000.00	1,000.00
	Account <b>3402.228 - PW Engineering Lot Line Adjustment</b> Totals	Transactions	1	\$1,000.00
Account <b>3402.250 - PW Engineering Oversized Vehicle Regulation</b>				
1010.45.4740.3402.250	PW Engineering Oversized Vehicle Regulation	1.0000	1,500.00	1,500.00
	Account <b>3402.250 - PW Engineering Oversized Vehicle Regulation</b> Totals	Transactions	1	\$1,500.00
Account <b>3402.270 - PW Engineering Encroachment Permit Fees</b>				
1010.45.4740.3402.270	PW Engineering Encroachment Permit Fees	1.0000	375,000.00	375,000.00
	Account <b>3402.270 - PW Engineering Encroachment Permit Fees</b> Totals	Transactions	1	\$375,000.00
	Program <b>4740 - Public Works - Engineering</b> Totals	Transactions	7	\$408,000.00
Program <b>4745 - Paradise Community Park</b>				
Account <b>3470.251 - Parks &amp; Recreation Space Rental</b>				
1010.45.4745.3470.251	Parks & Recreation Space Rental	1.0000	50.00	50.00
	Account <b>3470.251 - Parks &amp; Recreation Space Rental</b> Totals	Transactions	1	\$50.00
	Program <b>4745 - Paradise Community Park</b> Totals	Transactions	1	\$50.00
	Department <b>45 - Public Works</b> Totals	Transactions	8	\$408,050.00
	Fund <b>1010 - General Fund</b> Totals	Transactions	68	\$26,078,720.00
Fund <b>2030 - Building Safety &amp; Waste Wtr Svcs</b>				
Department <b>40 - Community Development</b>				
Program <b>4730 - Building and Onsite Inspections</b>				
Account <b>3380.103 - Local Government Revenue Fines and Citations Fire</b>				
2030.40.4730.3380.103	Local Government Revenue Fines and Citations Fire	1.0000	70,000.00	70,000.00
	Account <b>3380.103 - Local Government Revenue Fines and Citations Fire</b> Totals	Transactions	1	\$70,000.00
Account <b>3401.301 - CDD Building Plan Check Fees</b>				
2030.40.4730.3401.301	CDD Building Plan Check Fees	1.0000	646,000.00	646,000.00
	Account <b>3401.301 - CDD Building Plan Check Fees</b> Totals	Transactions	1	\$646,000.00
Account <b>3401.302 - CDD Building Construction Review-Bldg Permit</b>				
2030.40.4730.3401.302	CDD Building Construction Review-Bldg Permit	1.0000	983,250.00	983,250.00
	Account <b>3401.302 - CDD Building Construction Review-Bldg Permit</b> Totals	Transactions	1	\$983,250.00



# Budget Transaction Report

Report by Budget Transactions  
Budget Year of 2027  
Budget Level at Department Requested

G/L Account	Transaction	Number of Units	Cost per Unit	Total Amount
<b>REVENUES</b>				
Fund	<b>2030 - Building Safety &amp; Waste Wtr Svcs</b>			
Department	<b>40 - Community Development</b>			
Program	<b>4730 - Building and Onsite Inspections</b>			
Account	<b>3401.306 - CDD Building Development Permit/DIF Est Req</b>			
2030.40.4730.3401.306	CDD Building Development Permit/DIF Est Req	1.0000	306.00	306.00
	Account 3401.306 - CDD Building Development Permit/DIF Est Req Totals	Transactions	1	\$306.00
Account	<b>3401.320 - CDD Building Permit Valuation Surcharge</b>			
2030.40.4730.3401.320	CDD Building Permit Valuation Surcharge	1.0000	500.00	500.00
	Account 3401.320 - CDD Building Permit Valuation Surcharge Totals	Transactions	1	\$500.00
Account	<b>3404.116 - Onsite Land Use Review</b>			
2030.40.4730.3404.116	Onsite Land Use Review	1.0000	26,000.00	26,000.00
	Account 3404.116 - Onsite Land Use Review Totals	Transactions	1	\$26,000.00
Account	<b>3404.117 - Onsite Repairs to Maintain Existing Use</b>			
2030.40.4730.3404.117	Onsite Repairs to Maintain Existing Use	1.0000	54,000.00	54,000.00
	Account 3404.117 - Onsite Repairs to Maintain Existing Use Totals	Transactions	1	\$54,000.00
Account	<b>3404.118 - Onsite New Installation Standard System</b>			
2030.40.4730.3404.118	Onsite New Installation Standard System	1.0000	15,000.00	15,000.00
	Account 3404.118 - Onsite New Installation Standard System Totals	Transactions	1	\$15,000.00
Account	<b>3404.119 - Onsite Permit: Alteration/Expanded Use</b>			
2030.40.4730.3404.119	Onsite Permit: Alteration/Expanded Use	1.0000	28,000.00	28,000.00
	Account 3404.119 - Onsite Permit: Alteration/Expanded Use Totals	Transactions	1	\$28,000.00
Account	<b>3404.125 - Onsite Escrow Clearance</b>			
2030.40.4730.3404.125	Onsite Escrow Clearance	1.0000	30,000.00	30,000.00
	Account 3404.125 - Onsite Escrow Clearance Totals	Transactions	1	\$30,000.00
Account	<b>3404.126 - Onsite Building Permit Clearance</b>			
2030.40.4730.3404.126	Onsite Building Permit Clearance	1.0000	32,000.00	32,000.00
	Account 3404.126 - Onsite Building Permit Clearance Totals	Transactions	1	\$32,000.00
Account	<b>3404.127 - Onsite Operating Permit/Annual</b>			
2030.40.4730.3404.127	Onsite Operating Permit/Annual	1.0000	369,000.00	369,000.00
	Account 3404.127 - Onsite Operating Permit/Annual Totals	Transactions	1	\$369,000.00
Account	<b>3404.130 - Onsite Water Well Clearance</b>			
2030.40.4730.3404.130	Onsite Water Well Clearance	1.0000	188.00	188.00
	Account 3404.130 - Onsite Water Well Clearance Totals	Transactions	1	\$188.00
Account	<b>3404.137 - Onsite Alternative Systems Review</b>			
2030.40.4730.3404.137	Onsite Alternative Systems Review	1.0000	7,000.00	7,000.00
	Account 3404.137 - Onsite Alternative Systems Review Totals	Transactions	1	\$7,000.00



# Budget Transaction Report

Report by Budget Transactions  
Budget Year of 2027  
Budget Level at Department Requested

G/L Account	Transaction	Number of Units	Cost per Unit	Total Amount
<b>REVENUES</b>				
Fund <b>2030 - Building Safety &amp; Waste Wtr Svcs</b>				
Department <b>40 - Community Development</b>				
Program <b>4730 - Building and Onsite Inspections</b>				
Account <b>3404.138 - Onsite Abandonment of Septic System</b>				
2030.40.4730.3404.138	Onsite Abandonment of Septic System	1.0000	1,002.00	1,002.00
	Account <b>3404.138 - Onsite Abandonment of Septic System</b> Totals	Transactions	1	<u>1,002.00</u>
	Account <b>3404.150 - Onsite Annual Evaluator License Fee</b>			
2030.40.4730.3404.150	Onsite Annual Evaluator License Fee	1.0000	1,010.00	1,010.00
	Account <b>3404.150 - Onsite Annual Evaluator License Fee</b> Totals	Transactions	1	<u>1,010.00</u>
	Account <b>3422.337 - Fire Code Enforcement Inspection</b>			
2030.40.4730.3422.337	Fire Code Enforcement Inspection	1.0000	189,000.00	189,000.00
	Account <b>3422.337 - Fire Code Enforcement Inspection</b> Totals	Transactions	1	<u>189,000.00</u>
	Account <b>3422.368 - Fire Permit Fees</b>			
2030.40.4730.3422.368	Fire Permit Fees	1.0000	49,500.00	49,500.00
	Account <b>3422.368 - Fire Permit Fees</b> Totals	Transactions	1	<u>49,500.00</u>
	Program <b>4730 - Building and Onsite Inspections</b> Totals	Transactions	18	<u>\$2,501,756.00</u>
	Department <b>40 - Community Development</b> Totals	Transactions	18	<u>\$2,501,756.00</u>
	Fund <b>2030 - Building Safety &amp; Waste Wtr Svcs</b> Totals	Transactions	18	<u>\$2,501,756.00</u>
Fund <b>2070 - Animal Control</b>				
Department <b>30 - Police</b>				
Program <b>4540 - Police - Animal Control</b>				
Account <b>3120.330 - Other Taxes Voter Appointed Parcel Tax</b>				
2070.30.4540.3120.330	Parcel Tax	1.0000	130,000.00	130,000.00
	Account <b>3120.330 - Other Taxes Voter Appointed Parcel Tax</b> Totals	Transactions	1	<u>\$130,000.00</u>
	Account <b>3380.105 - Local Government Revenue Fines and Citations Animal Cntrl</b>			
2070.30.4540.3380.105	Fines and Citations	1.0000	500.00	500.00
	Account <b>3380.105 - Local Government Revenue Fines and Citations Animal Cntrl</b> Totals	Transactions	1	<u>\$500.00</u>
	Account <b>3410.113 - Administrative Services Document Copying</b>			
2070.30.4540.3410.113	Document Copying	1.0000	25.00	25.00
	Account <b>3410.113 - Administrative Services Document Copying</b> Totals	Transactions	1	<u>\$25.00</u>
	Account <b>3410.150 - Administrative Services Late Fees</b>			
2070.30.4540.3410.150	Late Fees	1.0000	250.00	250.00
	Account <b>3410.150 - Administrative Services Late Fees</b> Totals	Transactions	1	<u>\$250.00</u>
	Account <b>3455.200 - Animal Control Adoption Fees</b>			
2070.30.4540.3455.200	Animal Control Adoption Fees	1.0000	4,500.00	4,500.00
	Account <b>3455.200 - Animal Control Adoption Fees</b> Totals	Transactions	1	<u>\$4,500.00</u>



# Budget Transaction Report

Report by Budget Transactions  
Budget Year of 2027  
Budget Level at Department Requested

G/L Account	Transaction	Number of Units	Cost per Unit	Total Amount
<b>REVENUES</b>				
Fund	<b>2070 - Animal Control</b>			
Department	<b>30 - Police</b>			
Program	<b>4540 - Police - Animal Control</b>			
Account	<b>3455.205 - Animal Control Surrender/Euth/Disp Fees</b>			
2070.30.4540.3455.205	Animal Control surrender/Euth/Disp Fees	1.0000	500.00	500.00
	Account 3455.205 - Animal Control Surrender/Euth/Disp Fees Totals	Transactions	1	\$500.00
Account	<b>3455.210 - Animal Control Dog Licenses</b>			
2070.30.4540.3455.210	Animal Control Dog Licences	1.0000	6,296.00	6,296.00
	Account 3455.210 - Animal Control Dog Licenses Totals	Transactions	1	\$6,296.00
Account	<b>3455.225 - Animal Control Impound/Quarantine Fees</b>			
2070.30.4540.3455.225	Animal Control Impound/Quarantine Fees	1.0000	6,000.00	6,000.00
	Account 3455.225 - Animal Control Impound/Quarantine Fees Totals	Transactions	1	\$6,000.00
Account	<b>3455.226 - Animal Control Impound Unaltered State Fee</b>			
2070.30.4540.3455.226	Animal Control Impound Unaltered State Fees	1.0000	850.00	850.00
	Account 3455.226 - Animal Control Impound Unaltered State Fee Totals	Transactions	1	\$850.00
Account	<b>3901.100 - Refunds and Reimbursements Miscellaneous</b>			
2070.30.4540.3901.100	PASH	1.0000	15,000.00	15,000.00
	Account 3901.100 - Refunds and Reimbursements Miscellaneous Totals	Transactions	1	\$15,000.00
Account	<b>3910.010 - Transfers In From General Fund</b>			
2070.30.4540.3910.010	Transfers In From General Fund	1.0000	467,138.00	467,138.00
	Account 3910.010 - Transfers In From General Fund Totals	Transactions	1	\$467,138.00
	Program 4540 - Police - Animal Control Totals	Transactions	11	\$631,059.00
	Department 30 - Police Totals	Transactions	11	\$631,059.00
	Fund 2070 - Animal Control Totals	Transactions	11	\$631,059.00
Fund	<b>2090 - Camp Fire 2018</b>			
Department	<b>45 - Public Works</b>			
Program	<b>8407 - Off-System Road Rehabilitation F</b>			
Account	<b>3320.100 - Federal Revenue - Other Refunds and Reimbursements</b>			
2090.45.8407.3320.100	Project 8407	1.0000	2,966,060.00	2,966,060.00
	Account 3320.100 - Federal Revenue - Other Refunds and Reimbursements Totals	Transactions	1	\$2,966,060.00
	Program 8407 - Off-System Road Rehabilitation F Totals	Transactions	1	\$2,966,060.00
	Department 45 - Public Works Totals	Transactions	1	\$2,966,060.00
	Fund 2090 - Camp Fire 2018 Totals	Transactions	1	\$2,966,060.00



# Budget Transaction Report

Report by Budget Transactions  
Budget Year of 2027  
Budget Level at Department Requested

G/L Account	Transaction	Number of Units	Cost per Unit	Total Amount
<b>REVENUES</b>				
Fund <b>2110 - Transportation Fund</b>				
Department <b>00 - Non Department Activity</b>				
Program <b>0000 - Non Program Activity</b>				
Account <b>3345.001 - State Revenues - Other LTF - Local Transit Funds</b>				
2110.00.0000.3345.001	LTF TDA Reimbursement	1.0000	324,356.00	324,356.00
	Account <b>3345.001 - State Revenues - Other LTF - Local Transit Funds</b> Totals	Transactions	1	\$324,356.00
	Program <b>0000 - Non Program Activity</b> Totals	Transactions	1	\$324,356.00
	Department <b>00 - Non Department Activity</b> Totals	Transactions	1	\$324,356.00
	Fund <b>2110 - Transportation Fund</b> Totals	Transactions	1	\$324,356.00
Fund <b>2112 - Fed CMAQ Congest Mgmt Air Qual</b>				
Department <b>45 - Public Works</b>				
Program <b>9391 - Oliver Curve Pathway Project</b>				
Account <b>3320.100 - Federal Revenue - Other Refunds and Reimbursements</b>				
2112.45.9391.3320.100	Project 9391	1.0000	137,912.00	137,912.00
	Account <b>3320.100 - Federal Revenue - Other Refunds and Reimbursements</b> Totals	Transactions	1	\$137,912.00
	Program <b>9391 - Oliver Curve Pathway Project</b> Totals	Transactions	1	\$137,912.00
	Department <b>45 - Public Works</b> Totals	Transactions	1	\$137,912.00
	Fund <b>2112 - Fed CMAQ Congest Mgmt Air Qual</b> Totals	Transactions	1	\$137,912.00
Fund <b>2113 - LTCAP</b>				
Department <b>45 - Public Works</b>				
Program <b>9434 - Roe Road Extension Phase II</b>				
Account <b>3340.200 - State Funding CIP Funding</b>				
2113.45.9434.3340.200	Project 9434	1.0000	700,000.00	700,000.00
	Account <b>3340.200 - State Funding CIP Funding</b> Totals	Transactions	1	\$700,000.00
	Program <b>9434 - Roe Road Extension Phase II</b> Totals	Transactions	1	\$700,000.00
	Department <b>45 - Public Works</b> Totals	Transactions	1	\$700,000.00
	Fund <b>2113 - LTCAP</b> Totals	Transactions	1	\$700,000.00
Fund <b>2120 - State Gas Tax</b>				
Department <b>45 - Public Works</b>				
Program <b>4750 - Public Works - Streets Maint.</b>				
Account <b>3355.001 - State Gas Tax Section 2106</b>				
2120.45.4750.3355.001	State Gas Tax Section 2106	1.0000	47,601.00	47,601.00
	Account <b>3355.001 - State Gas Tax Section 2106</b> Totals	Transactions	1	\$47,601.00
Account <b>3355.002 - State Gas Tax Section 2107</b>				
2120.45.4750.3355.002	State Gas Tax Section 2107	1.0000	95,879.00	95,879.00
	Account <b>3355.002 - State Gas Tax Section 2107</b> Totals	Transactions	1	\$95,879.00
Account <b>3355.003 - State Gas Tax Section 2107.5</b>				
2120.45.4750.3355.003	State Gas Tax Section 2107.5	1.0000	3,000.00	3,000.00
	Account <b>3355.003 - State Gas Tax Section 2107.5</b> Totals	Transactions	1	\$3,000.00



# Budget Transaction Report

Report by Budget Transactions  
Budget Year of 2027  
Budget Level at Department Requested

G/L Account	Transaction	Number of Units	Cost per Unit	Total Amount
<b>REVENUES</b>				
Fund <b>2120 - State Gas Tax</b>				
Department <b>45 - Public Works</b>				
Program <b>4750 - Public Works - Streets Maint.</b>				
Account <b>3355.005 - State Gas Tax Section 2105</b>				
2120.45.4750.3355.005	State Gas Tax Section 2105	1.0000	71,737.00	71,737.00
	Account <b>3355.005 - State Gas Tax Section 2105 Totals</b>	Transactions	1	\$71,737.00
Account <b>3355.007 - State Gas Tax Section 2103</b>				
2120.45.4750.3355.007	State Gas Tax Section 2103	1.0000	109,755.00	109,755.00
	Account <b>3355.007 - State Gas Tax Section 2103 Totals</b>	Transactions	1	\$109,755.00
Account <b>3355.008 - State Gas Tax Section 2032</b>				
2120.45.4750.3355.008	State Gas Tax Section 2032	1.0000	311,975.00	311,975.00
	Account <b>3355.008 - State Gas Tax Section 2032 Totals</b>	Transactions	1	\$311,975.00
Account <b>3355.010 - State Gas Tax Gas Tax Backfill</b>				
2120.45.4750.3355.010	Gas Tax Backfill	1.0000	2,072,545.00	2,072,545.00
	Account <b>3355.010 - State Gas Tax Gas Tax Backfill Totals</b>	Transactions	1	\$2,072,545.00
	Program <b>4750 - Public Works - Streets Maint. Totals</b>	Transactions	7	\$2,712,492.00
	Department <b>45 - Public Works Totals</b>	Transactions	7	\$2,712,492.00
	Fund <b>2120 - State Gas Tax Totals</b>	Transactions	7	\$2,712,492.00
Fund <b>2132 - HSIP Highway Safety Imp Prog.</b>				
Department <b>45 - Public Works</b>				
Program <b>9408 - Systemic Intersection Safety Imp</b>				
Account <b>3320.100 - Federal Revenue - Other Refunds and Reimbursements</b>				
2132.45.9408.3320.100	Federal Revenue	1.0000	42,300.00	42,300.00
	Account <b>3320.100 - Federal Revenue - Other Refunds and Reimbursements Totals</b>	Transactions	1	\$42,300.00
	Program <b>9408 - Systemic Intersection Safety Imp Totals</b>	Transactions	1	\$42,300.00
	Department <b>45 - Public Works Totals</b>	Transactions	1	\$42,300.00
	Fund <b>2132 - HSIP Highway Safety Imp Prog. Totals</b>	Transactions	1	\$42,300.00
Fund <b>2133 - Active Transportation Program</b>				
Department <b>45 - Public Works</b>				
Program <b>9389 - Pentz Pathway Ph II Project</b>				
Account <b>3320.100 - Federal Revenue - Other Refunds and Reimbursements</b>				
2133.45.9389.3320.100	Project 9389	1.0000	1,463,600.00	1,463,600.00
	Account <b>3320.100 - Federal Revenue - Other Refunds and Reimbursements Totals</b>	Transactions	1	\$1,463,600.00
	Program <b>9389 - Pentz Pathway Ph II Project Totals</b>	Transactions	1	\$1,463,600.00
Program <b>9390 - Skyway-Neal Bike-Ped Project</b>				
Account <b>3345.100 - State Revenues - Other Refunds &amp; Reimbursements</b>				
2133.45.9390.3345.100	Project 9390	1.0000	1,338,522.00	1,338,522.00
	Account <b>3345.100 - State Revenues - Other Refunds &amp; Reimbursements Totals</b>	Transactions	1	\$1,338,522.00



# Budget Transaction Report

Report by Budget Transactions  
Budget Year of 2027  
Budget Level at Department Requested

G/L Account	Transaction	Number of Units	Cost per Unit	Total Amount
<b>REVENUES</b>				
Fund <b>2133 - Active Transportation Program</b>				
Department <b>45 - Public Works</b>				
	Program <b>9390 - Skyway-Neal Bike-Ped Project</b> Totals	Transactions	1	<u>\$1,338,522.00</u>
Program <b>9424 - Skyway Link</b>				
Account <b>3345.100 - State Revenues - Other Refunds &amp; Reimbursements</b>				
2133.45.9424.3345.100	Project 9424	1.0000	370,395.00	<u>370,395.00</u>
	Account <b>3345.100 - State Revenues - Other Refunds &amp; Reimbursements</b> Totals	Transactions	1	<u>\$370,395.00</u>
	Program <b>9424 - Skyway Link</b> Totals	Transactions	1	<u>\$370,395.00</u>
	Department <b>45 - Public Works</b> Totals	Transactions	3	<u>\$3,172,517.00</u>
	Fund <b>2133 - Active Transportation Program</b> Totals	Transactions	3	<u>\$3,172,517.00</u>
Fund <b>2136 - FEMA Grants FHMG</b>				
Department <b>45 - Public Works</b>				
Program <b>7315 - Hazardous Fuels Reduction Projec</b>				
Account <b>3310.099 - Federal Funding Federal Grants</b>				
2136.45.7315.3310.099	Project 7315	1.0000	804,711.00	<u>804,711.00</u>
	Account <b>3310.099 - Federal Funding Federal Grants</b> Totals	Transactions	1	<u>\$804,711.00</u>
	Program <b>7315 - Hazardous Fuels Reduction Projec</b> Totals	Transactions	1	<u>\$804,711.00</u>
	Department <b>45 - Public Works</b> Totals	Transactions	1	<u>\$804,711.00</u>
Department <b>65 - Emergency Mngmt &amp; Disaster Recov</b>				
Program <b>7313 - Residential Ignition Resistant P</b>				
Account <b>3320.100 - Federal Revenue - Other Refunds and Reimbursements</b>				
2136.65.7313.3320.100	Project 7313	1.0000	4,042,500.00	<u>4,042,500.00</u>
	Account <b>3320.100 - Federal Revenue - Other Refunds and Reimbursements</b> Totals	Transactions	1	<u>\$4,042,500.00</u>
	Program <b>7313 - Residential Ignition Resistant P</b> Totals	Transactions	1	<u>\$4,042,500.00</u>
Program <b>7316 - Defensible Space Code Enforcemen</b>				
Account <b>3320.100 - Federal Revenue - Other Refunds and Reimbursements</b>				
2136.65.7316.3320.100	Project 7316	1.0000	33,475.00	<u>33,475.00</u>
	Account <b>3320.100 - Federal Revenue - Other Refunds and Reimbursements</b> Totals	Transactions	1	<u>\$33,475.00</u>
	Program <b>7316 - Defensible Space Code Enforcemen</b> Totals	Transactions	1	<u>\$33,475.00</u>
	Department <b>65 - Emergency Mngmt &amp; Disaster Recov</b> Totals	Transactions	2	<u>\$4,075,975.00</u>
	Fund <b>2136 - FEMA Grants FHMG</b> Totals	Transactions	3	<u>\$4,880,686.00</u>
Fund <b>2139 - FHWA - Federal-Aid Highway Act</b>				
Department <b>45 - Public Works</b>				
Program <b>7303 - On-System Road Rehabilitation ER</b>				
Account <b>3320.100 - Federal Revenue - Other Refunds and Reimbursements</b>				
2139.45.7303.3320.100	Project 7303	1.0000	5,549,688.00	<u>5,549,688.00</u>
	Account <b>3320.100 - Federal Revenue - Other Refunds and Reimbursements</b> Totals	Transactions	1	<u>\$5,549,688.00</u>
	Program <b>7303 - On-System Road Rehabilitation ER</b> Totals	Transactions	1	<u>\$5,549,688.00</u>



# Budget Transaction Report

Report by Budget Transactions  
Budget Year of 2027  
Budget Level at Department Requested

G/L Account	Transaction	Number of Units	Cost per Unit	Total Amount
<b>REVENUES</b>				
Fund <b>2139 - FHWA - Federal-Aid Highway Act</b>				
Department <b>45 - Public Works</b>				
Program <b>7307 - Neal Road Rehabilitation ER38Y0</b>				
Account <b>3320.100 - Federal Revenue - Other Refunds and Reimbursements</b>				
2139.45.7307.3320.100	Project 7307	1.0000	2,258.00	2,258.00
	Account <b>3320.100 - Federal Revenue - Other Refunds and Reimbursements</b> Totals	Transactions	1	\$2,258.00
	Program <b>7307 - Neal Road Rehabilitation ER38Y0</b> Totals	Transactions	1	\$2,258.00
	Department <b>45 - Public Works</b> Totals	Transactions	2	\$5,551,946.00
	Fund <b>2139 - FHWA - Federal-Aid Highway Act</b> Totals	Transactions	2	\$5,551,946.00
Fund <b>2140 - Traffic Safety Fines &amp; Fees</b>				
Department <b>30 - Police</b>				
Program <b>0000 - Non Program Activity</b>				
Account <b>3380.110 - Local Government Revenue Vehicle Code Fines</b>				
2140.30.0000.3380.110	Vehicle Code Fines	1.0000	2,600.00	2,600.00
	Account <b>3380.110 - Local Government Revenue Vehicle Code Fines</b> Totals	Transactions	1	\$2,600.00
	Program <b>0000 - Non Program Activity</b> Totals	Transactions	1	\$2,600.00
	Department <b>30 - Police</b> Totals	Transactions	1	\$2,600.00
	Fund <b>2140 - Traffic Safety Fines &amp; Fees</b> Totals	Transactions	1	\$2,600.00
Fund <b>2160 - Business &amp; Housing Services</b>				
Department <b>55 - Business &amp; Housing Services</b>				
Program <b>4800 - Development Services</b>				
Account <b>3910.010 - Transfers In From General Fund</b>				
2160.55.4800.3910.010	Transfer from General Fund	1.0000	23,399.00	23,399.00
	Account <b>3910.010 - Transfers In From General Fund</b> Totals	Transactions	1	\$23,399.00
	Program <b>4800 - Development Services</b> Totals	Transactions	1	\$23,399.00
	Department <b>55 - Business &amp; Housing Services</b> Totals	Transactions	1	\$23,399.00
	Fund <b>2160 - Business &amp; Housing Services</b> Totals	Transactions	1	\$23,399.00
Fund <b>2163 - BHS CAL-HOME Loan Fund</b>				
Department <b>55 - Business &amp; Housing Services</b>				
Program <b>0000 - Non Program Activity</b>				
Account <b>3905.001 - BHS Loan Payments Program Income Program Income</b>				
2163.55.0000.3905.001	Loan Payoffs	2.0000	250,000.00	500,000.00
	Account <b>3905.001 - BHS Loan Payments Program Income Program Income</b> Totals	Transactions	1	\$500,000.00
	Program <b>0000 - Non Program Activity</b> Totals	Transactions	1	\$500,000.00
	Department <b>55 - Business &amp; Housing Services</b> Totals	Transactions	1	\$500,000.00
	Fund <b>2163 - BHS CAL-HOME Loan Fund</b> Totals	Transactions	1	\$500,000.00



# Budget Transaction Report

Report by Budget Transactions  
Budget Year of 2027  
Budget Level at Department Requested

G/L Account	Transaction	Number of Units	Cost per Unit	Total Amount
<b>REVENUES</b>				
Fund <b>2204 - State SLESF Grant</b>				
Department <b>30 - Police</b>				
Program <b>0000 - Non Program Activity</b>				
Account <b>3340.300 - State Funding Police Grants</b>				
2204.30.0000.3340.300	SLESF Grant	1.0000	215,344.00	215,344.00
	Account <b>3340.300 - State Funding Police Grants</b> Totals	Transactions	1	\$215,344.00
	Program <b>0000 - Non Program Activity</b> Totals	Transactions	1	\$215,344.00
	Department <b>30 - Police</b> Totals	Transactions	1	\$215,344.00
	Fund <b>2204 - State SLESF Grant</b> Totals	Transactions	1	\$215,344.00
Fund <b>2213 - PUSD School Resource Officer HS</b>				
Department <b>30 - Police</b>				
Program <b>0000 - Non Program Activity</b>				
Account <b>3380.200 - Local Government Revenue School District</b>				
2213.30.0000.3380.200	PUSD SRO	1.0000	70,460.00	70,460.00
	Account <b>3380.200 - Local Government Revenue School District</b> Totals	Transactions	1	\$70,460.00
	Program <b>0000 - Non Program Activity</b> Totals	Transactions	1	\$70,460.00
	Department <b>30 - Police</b> Totals	Transactions	1	\$70,460.00
	Fund <b>2213 - PUSD School Resource Officer HS</b> Totals	Transactions	1	\$70,460.00
Fund <b>2215 - AVA Abandoned Vehicle Abatement</b>				
Department <b>40 - Community Development</b>				
Program <b>0000 - Non Program Activity</b>				
Account <b>3345.007 - State Revenues - Other Abandoned Vehicle Abatement Prog</b>				
2215.40.0000.3345.007	State Revenues - Other Abandoned Vehicle Abatement Prog	1.0000	3,000.00	3,000.00
	Account <b>3345.007 - State Revenues - Other Abandoned Vehicle Abatement Prog</b> Totals	Transactions	1	\$3,000.00
	Program <b>0000 - Non Program Activity</b> Totals	Transactions	1	\$3,000.00
	Department <b>40 - Community Development</b> Totals	Transactions	1	\$3,000.00
	Fund <b>2215 - AVA Abandoned Vehicle Abatement</b> Totals	Transactions	1	\$3,000.00
Fund <b>2297 - Grants Miscellaneous State</b>				
Department <b>65 - Emergency Mngmt &amp; Disaster Recov</b>				
Program <b>7325 - Paradise Heat Resilience Plan</b>				
Account <b>3345.100 - State Revenues - Other Refunds &amp; Reimbursements</b>				
2297.65.7325.3345.100	Project 7325 Heath Resilience Plan	1.0000	539,680.00	539,680.00
	Account <b>3345.100 - State Revenues - Other Refunds &amp; Reimbursements</b> Totals	Transactions	1	\$539,680.00
	Program <b>7325 - Paradise Heat Resilience Plan</b> Totals	Transactions	1	\$539,680.00
	Department <b>65 - Emergency Mngmt &amp; Disaster Recov</b> Totals	Transactions	1	\$539,680.00
	Fund <b>2297 - Grants Miscellaneous State</b> Totals	Transactions	1	\$539,680.00



# Budget Transaction Report

Report by Budget Transactions  
Budget Year of 2027  
Budget Level at Department Requested

G/L Account	Transaction	Number of Units	Cost per Unit	Total Amount
<b>REVENUES</b>				
Fund <b>2298 - Grants Miscellaneous Federal</b>				
Department <b>45 - Public Works</b>				
Program <b>9428 - Roe Road Phase 1</b>				
Account <b>3310.099 - Federal Funding Federal Grants</b>				
2298.45.9428.3310.099	Project 9428	1.0000	51,000.00	51,000.00
	Account <b>3310.099 - Federal Funding Federal Grants</b> Totals	Transactions	1	\$51,000.00
	Program <b>9428 - Roe Road Phase 1</b> Totals	Transactions	1	\$51,000.00
	Department <b>45 - Public Works</b> Totals	Transactions	1	\$51,000.00
	Fund <b>2298 - Grants Miscellaneous Federal</b> Totals	Transactions	1	\$51,000.00
Fund <b>2300 - BHS CDBG 2019 COVID Response</b>				
Department <b>55 - Business &amp; Housing Services</b>				
Program <b>0000 - Non Program Activity</b>				
Account <b>3310.100 - Federal Funding BHS Grants</b>				
2300.55.0000.3310.100	Federal Funding BHS Grants	1.0000	105,254.00	105,254.00
	Account <b>3310.100 - Federal Funding BHS Grants</b> Totals	Transactions	1	\$105,254.00
	Program <b>0000 - Non Program Activity</b> Totals	Transactions	1	\$105,254.00
	Department <b>55 - Business &amp; Housing Services</b> Totals	Transactions	1	\$105,254.00
	Fund <b>2300 - BHS CDBG 2019 COVID Response</b> Totals	Transactions	1	\$105,254.00
Fund <b>2301 - CDBG-DR</b>				
Department <b>45 - Public Works</b>				
Program <b>7303 - On-System Road Rehabilitation ER</b>				
Account <b>3320.100 - Federal Revenue - Other Refunds and Reimbursements</b>				
2301.45.7303.3320.100	Project 7303	1.0000	1,825,313.00	1,825,313.00
	Account <b>3320.100 - Federal Revenue - Other Refunds and Reimbursements</b> Totals	Transactions	1	\$1,825,313.00
	Program <b>7303 - On-System Road Rehabilitation ER</b> Totals	Transactions	1	\$1,825,313.00
Program <b>7307 - Neal Road Rehabilitation ER38Y0</b>				
Account <b>3320.100 - Federal Revenue - Other Refunds and Reimbursements</b>				
2301.45.7307.3320.100	Project 7307	1.0000	742.00	742.00
	Account <b>3320.100 - Federal Revenue - Other Refunds and Reimbursements</b> Totals	Transactions	1	\$742.00
	Program <b>7307 - Neal Road Rehabilitation ER38Y0</b> Totals	Transactions	1	\$742.00
Program <b>7315 - Hazardous Fuels Reduction Projec</b>				
Account <b>3310.099 - Federal Funding Federal Grants</b>				
2301.45.7315.3310.099	Project 7315	1.0000	268,237.00	268,237.00
	Account <b>3310.099 - Federal Funding Federal Grants</b> Totals	Transactions	1	\$268,237.00
	Program <b>7315 - Hazardous Fuels Reduction Projec</b> Totals	Transactions	1	\$268,237.00
Program <b>8407 - Off-System Road Rehabilitation F</b>				
Account <b>3320.100 - Federal Revenue - Other Refunds and Reimbursements</b>				
2301.45.8407.3320.100	Project 8407	1.0000	3,637,599.00	3,637,599.00
	Account <b>3320.100 - Federal Revenue - Other Refunds and Reimbursements</b> Totals	Transactions	1	\$3,637,599.00



# Budget Transaction Report

Report by Budget Transactions  
Budget Year of 2027  
Budget Level at Department Requested

G/L Account	Transaction	Number of Units	Cost per Unit	Total Amount
<b>REVENUES</b>				
Fund <b>2301 - CDBG-DR</b>				
Department <b>45 - Public Works</b>				
	Program <b>8407 - Off-System Road Rehabilitation F Totals</b>	Transactions	1	<u>\$3,637,599.00</u>
	Program <b>9389 - Pentz Pathway Ph II Project</b>			
	Account <b>3320.100 - Federal Revenue - Other Refunds and Reimbursements</b>			
2301.45.9389.3320.100	Project 9389	1.0000	61,400.00	61,400.00
	Account <b>3320.100 - Federal Revenue - Other Refunds and Reimbursements Totals</b>	Transactions	1	<u>\$61,400.00</u>
	Program <b>9389 - Pentz Pathway Ph II Project Totals</b>	Transactions	1	<u>\$61,400.00</u>
	Program <b>9390 - Skyway-Neal Bike-Ped Project</b>			
	Account <b>3320.100 - Federal Revenue - Other Refunds and Reimbursements</b>			
2301.45.9390.3320.100	Project 9390	1.0000	134,751.00	134,751.00
	Account <b>3320.100 - Federal Revenue - Other Refunds and Reimbursements Totals</b>	Transactions	1	<u>\$134,751.00</u>
	Program <b>9390 - Skyway-Neal Bike-Ped Project Totals</b>	Transactions	1	<u>\$134,751.00</u>
	Program <b>9394 - Paradise Sewer Project</b>			
	Account <b>3320.100 - Federal Revenue - Other Refunds and Reimbursements</b>			
2301.45.9394.3320.100	Project 9394	1.0000	7,200,000.00	7,200,000.00
	Account <b>3320.100 - Federal Revenue - Other Refunds and Reimbursements Totals</b>	Transactions	1	<u>\$7,200,000.00</u>
	Program <b>9394 - Paradise Sewer Project Totals</b>	Transactions	1	<u>\$7,200,000.00</u>
	Program <b>9424 - Skyway Link</b>			
	Account <b>3320.100 - Federal Revenue - Other Refunds and Reimbursements</b>			
2301.45.9424.3320.100	Project 9424	1.0000	100,000.00	100,000.00
	Account <b>3320.100 - Federal Revenue - Other Refunds and Reimbursements Totals</b>	Transactions	1	<u>\$100,000.00</u>
	Program <b>9424 - Skyway Link Totals</b>	Transactions	1	<u>\$100,000.00</u>
	Program <b>9425 - Upper Skyway Widening</b>			
	Account <b>3320.100 - Federal Revenue - Other Refunds and Reimbursements</b>			
2301.45.9425.3320.100	Project 9425	1.0000	2,890,000.00	2,890,000.00
	Account <b>3320.100 - Federal Revenue - Other Refunds and Reimbursements Totals</b>	Transactions	1	<u>\$2,890,000.00</u>
	Program <b>9425 - Upper Skyway Widening Totals</b>	Transactions	1	<u>\$2,890,000.00</u>
	Program <b>9426 - Skyway/Pentz Intersection Improv</b>			
	Account <b>3320.100 - Federal Revenue - Other Refunds and Reimbursements</b>			
2301.45.9426.3320.100	Project 9426	1.0000	2,533,676.00	2,533,676.00
	Account <b>3320.100 - Federal Revenue - Other Refunds and Reimbursements Totals</b>	Transactions	1	<u>\$2,533,676.00</u>
	Program <b>9426 - Skyway/Pentz Intersection Improv Totals</b>	Transactions	1	<u>\$2,533,676.00</u>
	Program <b>9427 - Pentz Road Widening</b>			
	Account <b>3320.100 - Federal Revenue - Other Refunds and Reimbursements</b>			
2301.45.9427.3320.100	Project 9427	1.0000	1,642,507.00	1,642,507.00
	Account <b>3320.100 - Federal Revenue - Other Refunds and Reimbursements Totals</b>	Transactions	1	<u>\$1,642,507.00</u>
	Program <b>9427 - Pentz Road Widening Totals</b>	Transactions	1	<u>\$1,642,507.00</u>



# Budget Transaction Report

Report by Budget Transactions  
Budget Year of 2027  
Budget Level at Department Requested

G/L Account	Transaction	Number of Units	Cost per Unit	Total Amount
<b>REVENUES</b>				
Fund <b>2301 - CDBG-DR</b>				
Department <b>45 - Public Works</b>				
Program <b>9428 - Roe Road Phase 1</b>				
Account <b>3320.100 - Federal Revenue - Other Refunds and Reimbursements</b>				
2301.45.9428.3320.100	Project 9428	1.0000	136,000.00	136,000.00
	Account <b>3320.100 - Federal Revenue - Other Refunds and Reimbursements</b> Totals	Transactions	1	\$136,000.00
	Program <b>9428 - Roe Road Phase 1</b> Totals	Transactions	1	\$136,000.00
Program <b>9434 - Roe Road Extension Phase II</b>				
Account <b>3320.100 - Federal Revenue - Other Refunds and Reimbursements</b>				
2301.45.9434.3320.100	Project 9434	1.0000	300,000.00	300,000.00
	Account <b>3320.100 - Federal Revenue - Other Refunds and Reimbursements</b> Totals	Transactions	1	\$300,000.00
	Program <b>9434 - Roe Road Extension Phase II</b> Totals	Transactions	1	\$300,000.00
Program <b>9438 - Private Road Id Safety Project</b>				
Account <b>3320.100 - Federal Revenue - Other Refunds and Reimbursements</b>				
2301.45.9438.3320.100	Project 9438	1.0000	704,049.00	704,049.00
	Account <b>3320.100 - Federal Revenue - Other Refunds and Reimbursements</b> Totals	Transactions	1	\$704,049.00
	Program <b>9438 - Private Road Id Safety Project</b> Totals	Transactions	1	\$704,049.00
Program <b>9439 - Storm Drain Resiliency Project</b>				
Account <b>3320.100 - Federal Revenue - Other Refunds and Reimbursements</b>				
2301.45.9439.3320.100	Project 9439	1.0000	395,645.00	395,645.00
	Account <b>3320.100 - Federal Revenue - Other Refunds and Reimbursements</b> Totals	Transactions	1	\$395,645.00
	Program <b>9439 - Storm Drain Resiliency Project</b> Totals	Transactions	1	\$395,645.00
Program <b>9443 - Storm Drain Resiliency Project 2</b>				
Account <b>3320.100 - Federal Revenue - Other Refunds and Reimbursements</b>				
2301.45.9443.3320.100	Project 9443	1.0000	512,011.00	512,011.00
	Account <b>3320.100 - Federal Revenue - Other Refunds and Reimbursements</b> Totals	Transactions	1	\$512,011.00
	Program <b>9443 - Storm Drain Resiliency Project 2</b> Totals	Transactions	1	\$512,011.00
	Department <b>45 - Public Works</b> Totals	Transactions	16	\$22,341,930.00
Department <b>55 - Business &amp; Housing Services</b>				
Program <b>4812 - Multi-Family Homes</b>				
Account <b>3310.100 - Federal Funding BHS Grants</b>				
2301.55.4812.3310.100	Project 4812	1.0000	59,100.00	59,100.00
	Account <b>3310.100 - Federal Funding BHS Grants</b> Totals	Transactions	1	\$59,100.00
	Program <b>4812 - Multi-Family Homes</b> Totals	Transactions	1	\$59,100.00
Program <b>4891 - CHIP Scatter Site</b>				
Account <b>3320.100 - Federal Revenue - Other Refunds and Reimbursements</b>				
2301.55.4891.3320.100	Project 4891	1.0000	1,000.00	1,000.00
	Account <b>3320.100 - Federal Revenue - Other Refunds and Reimbursements</b> Totals	Transactions	1	\$1,000.00
	Program <b>4891 - CHIP Scatter Site</b> Totals	Transactions	1	\$1,000.00



# Budget Transaction Report

Report by Budget Transactions  
Budget Year of 2027  
Budget Level at Department Requested

G/L Account	Transaction	Number of Units	Cost per Unit	Total Amount
<b>REVENUES</b>				
Fund <b>2301 - CDBG-DR</b>				
Department <b>55 - Business &amp; Housing Services</b>				
Program <b>4892 - Clark Road</b>				
Account <b>3320.100 - Federal Revenue - Other Refunds and Reimbursements</b>				
2301.55.4892.3320.100	Project 4892	1.0000	25,070,779.00	25,070,779.00
	Account <b>3320.100 - Federal Revenue - Other Refunds and Reimbursements</b> Totals	Transactions	1	\$25,070,779.00
	Program <b>4892 - Clark Road</b> Totals	Transactions	1	\$25,070,779.00
Program <b>4893 - Cypress Family</b>				
Account <b>3320.100 - Federal Revenue - Other Refunds and Reimbursements</b>				
2301.55.4893.3320.100	Project 4893	1.0000	1,503,115.00	1,503,115.00
	Account <b>3320.100 - Federal Revenue - Other Refunds and Reimbursements</b> Totals	Transactions	1	\$1,503,115.00
	Program <b>4893 - Cypress Family</b> Totals	Transactions	1	\$1,503,115.00
Program <b>4894 - Cypress Senior</b>				
Account <b>3320.100 - Federal Revenue - Other Refunds and Reimbursements</b>				
2301.55.4894.3320.100	Project 4894	1.0000	15,070,779.00	15,070,779.00
	Account <b>3320.100 - Federal Revenue - Other Refunds and Reimbursements</b> Totals	Transactions	1	\$15,070,779.00
	Program <b>4894 - Cypress Senior</b> Totals	Transactions	1	\$15,070,779.00
Program <b>4895 - Eaglepointe</b>				
Account <b>3320.100 - Federal Revenue - Other Refunds and Reimbursements</b>				
2301.55.4895.3320.100	Project 4895	1.0000	1,000.00	1,000.00
	Account <b>3320.100 - Federal Revenue - Other Refunds and Reimbursements</b> Totals	Transactions	1	\$1,000.00
	Program <b>4895 - Eaglepointe</b> Totals	Transactions	1	\$1,000.00
Program <b>4896 - Kathy Court</b>				
Account <b>3320.100 - Federal Revenue - Other Refunds and Reimbursements</b>				
2301.55.4896.3320.100	Project 4896	1.0000	25,239.00	25,239.00
	Account <b>3320.100 - Federal Revenue - Other Refunds and Reimbursements</b> Totals	Transactions	1	\$25,239.00
	Program <b>4896 - Kathy Court</b> Totals	Transactions	1	\$25,239.00
Program <b>4897 - Northwind</b>				
Account <b>3320.100 - Federal Revenue - Other Refunds and Reimbursements</b>				
2301.55.4897.3320.100	Project 4897	1.0000	26,965.00	26,965.00
	Account <b>3320.100 - Federal Revenue - Other Refunds and Reimbursements</b> Totals	Transactions	1	\$26,965.00
	Program <b>4897 - Northwind</b> Totals	Transactions	1	\$26,965.00
	Department <b>55 - Business &amp; Housing Services</b> Totals	Transactions	8	\$41,757,977.00
Department <b>65 - Emergency Mngmt &amp; Disaster Recov</b>				
Program <b>5001 - Workforce Development</b>				
Account <b>3320.100 - Federal Revenue - Other Refunds and Reimbursements</b>				
2301.65.5001.3320.100	Project 5001	1.0000	8,119,423.00	8,119,423.00
	Account <b>3320.100 - Federal Revenue - Other Refunds and Reimbursements</b> Totals	Transactions	1	\$8,119,423.00
	Program <b>5001 - Workforce Development</b> Totals	Transactions	1	\$8,119,423.00



# Budget Transaction Report

Report by Budget Transactions  
Budget Year of 2027  
Budget Level at Department Requested

G/L Account	Transaction	Number of Units	Cost per Unit	Total Amount
<b>REVENUES</b>				
Fund <b>2301 - CDBG-DR</b>				
Department <b>65 - Emergency Mngmt &amp; Disaster Recov</b>				
Program <b>7326 - PPS Public Services</b>				
Account <b>3320.100 - Federal Revenue - Other Refunds and Reimbursements</b>				
2301.65.7326.3320.100	Project 7326	1.0000	250,000.00	250,000.00
	Account <b>3320.100 - Federal Revenue - Other Refunds and Reimbursements</b> Totals	Transactions	1	\$250,000.00
	Program <b>7326 - PPS Public Services</b> Totals	Transactions	1	\$250,000.00
	Department <b>65 - Emergency Mngmt &amp; Disaster Recov</b> Totals	Transactions	2	\$8,369,423.00
	Fund <b>2301 - CDBG-DR</b> Totals	Transactions	26	\$72,469,330.00
Fund <b>2322 - BHS 2022 CDBG Com Dev Block Grnt</b>				
Department <b>55 - Business &amp; Housing Services</b>				
Program <b>0000 - Non Program Activity</b>				
Account <b>3310.100 - Federal Funding BHS Grants</b>				
2322.55.0000.3310.100	Revenues	1.0000	13,282.00	13,282.00
	Account <b>3310.100 - Federal Funding BHS Grants</b> Totals	Transactions	1	\$13,282.00
	Program <b>0000 - Non Program Activity</b> Totals	Transactions	1	\$13,282.00
	Department <b>55 - Business &amp; Housing Services</b> Totals	Transactions	1	\$13,282.00
	Fund <b>2322 - BHS 2022 CDBG Com Dev Block Grnt</b> Totals	Transactions	1	\$13,282.00
Fund <b>2323 - BHS 2023 CDBG Comm Dev Block Grn</b>				
Department <b>55 - Business &amp; Housing Services</b>				
Program <b>0000 - Non Program Activity</b>				
Account <b>3310.100 - Federal Funding BHS Grants</b>				
2323.55.0000.3310.100	Federal Funding	1.0000	30,000.00	30,000.00
	Account <b>3310.100 - Federal Funding BHS Grants</b> Totals	Transactions	1	\$30,000.00
	Program <b>0000 - Non Program Activity</b> Totals	Transactions	1	\$30,000.00
	Department <b>55 - Business &amp; Housing Services</b> Totals	Transactions	1	\$30,000.00
	Fund <b>2323 - BHS 2023 CDBG Comm Dev Block Grn</b> Totals	Transactions	1	\$30,000.00
Fund <b>2326 - BHS 2026 CDBG Comm Dev Block Grn</b>				
Department <b>55 - Business &amp; Housing Services</b>				
Program <b>4801 - Program Administration</b>				
Account <b>3310.100 - Federal Funding BHS Grants</b>				
2326.55.4801.3310.100	Project 4801 Funding	1.0000	8,497.00	8,497.00
	Account <b>3310.100 - Federal Funding BHS Grants</b> Totals	Transactions	1	\$8,497.00
	Program <b>4801 - Program Administration</b> Totals	Transactions	1	\$8,497.00
	Department <b>55 - Business &amp; Housing Services</b> Totals	Transactions	1	\$8,497.00
	Fund <b>2326 - BHS 2026 CDBG Comm Dev Block Grn</b> Totals	Transactions	1	\$8,497.00



# Budget Transaction Report

Report by Budget Transactions  
Budget Year of 2027  
Budget Level at Department Requested

G/L Account	Transaction	Number of Units	Cost per Unit	Total Amount
<b>REVENUES</b>				
Fund <b>2420 - BHS 2020 CalHome DA Grant</b>				
Department <b>55 - Business &amp; Housing Services</b>				
Program <b>0000 - Non Program Activity</b>				
Account <b>3340.100 - State Funding BHS State Reimbursements</b>				
2420.55.0000.3340.100	Reimbursements	1.0000	10,500.00	10,500.00
	Account <b>3340.100 - State Funding BHS State Reimbursements</b> Totals	Transactions	1	\$10,500.00
	Program <b>0000 - Non Program Activity</b> Totals	Transactions	1	\$10,500.00
Program <b>4805 - Housing Rehab</b>				
Account <b>3340.100 - State Funding BHS State Reimbursements</b>				
2420.55.4805.3340.100	Project 4805	1.0000	433,535.00	433,535.00
	Account <b>3340.100 - State Funding BHS State Reimbursements</b> Totals	Transactions	1	\$433,535.00
	Program <b>4805 - Housing Rehab</b> Totals	Transactions	1	\$433,535.00
Program <b>4808 - First Time Home Buyer Program</b>				
Account <b>3340.100 - State Funding BHS State Reimbursements</b>				
2420.55.4808.3340.100	Project 4808	1.0000	854,318.00	854,318.00
	Account <b>3340.100 - State Funding BHS State Reimbursements</b> Totals	Transactions	1	\$854,318.00
	Program <b>4808 - First Time Home Buyer Program</b> Totals	Transactions	1	\$854,318.00
	Department <b>55 - Business &amp; Housing Services</b> Totals	Transactions	3	\$1,298,353.00
	Fund <b>2420 - BHS 2020 CalHome DA Grant</b> Totals	Transactions	3	\$1,298,353.00
Fund <b>2421 - BHS 2025 CalHome</b>				
Department <b>55 - Business &amp; Housing Services</b>				
Program <b>4805 - Housing Rehab</b>				
Account <b>3340.100 - State Funding BHS State Reimbursements</b>				
2421.55.4805.3340.100	Revenues	1.0000	117,664.00	117,664.00
	Account <b>3340.100 - State Funding BHS State Reimbursements</b> Totals	Transactions	1	\$117,664.00
	Program <b>4805 - Housing Rehab</b> Totals	Transactions	1	\$117,664.00
Program <b>4808 - First Time Home Buyer Program</b>				
Account <b>3340.100 - State Funding BHS State Reimbursements</b>				
2421.55.4808.3340.100	Revenues	1.0000	590,154.00	590,154.00
	Account <b>3340.100 - State Funding BHS State Reimbursements</b> Totals	Transactions	1	\$590,154.00
	Program <b>4808 - First Time Home Buyer Program</b> Totals	Transactions	1	\$590,154.00
	Department <b>55 - Business &amp; Housing Services</b> Totals	Transactions	2	\$707,818.00
	Fund <b>2421 - BHS 2025 CalHome</b> Totals	Transactions	2	\$707,818.00
Fund <b>2510 - Impact Fees Road Improvements</b>				
Department <b>45 - Public Works</b>				
Program <b>0000 - Non Program Activity</b>				
Account <b>3405.100 - Impact Fees Development Impact Fees</b>				
2510.45.0000.3405.100	Impact Fees	1.0000	10,000.00	10,000.00
	Account <b>3405.100 - Impact Fees Development Impact Fees</b> Totals	Transactions	1	\$10,000.00



# Budget Transaction Report

Report by Budget Transactions  
Budget Year of 2027  
Budget Level at Department Requested

G/L Account	Transaction	Number of Units	Cost per Unit	Total Amount
<b>REVENUES</b>				
Fund <b>2510 - Impact Fees Road Improvements</b>				
Department <b>45 - Public Works</b>				
	Program <b>0000 - Non Program Activity</b> Totals	Transactions	1	\$10,000.00
	Department <b>45 - Public Works</b> Totals	Transactions	1	\$10,000.00
	Fund <b>2510 - Impact Fees Road Improvements</b> Totals	Transactions	1	\$10,000.00
Fund <b>2520 - Impact Fees Signal Improvements</b>				
Department <b>45 - Public Works</b>				
Program <b>0000 - Non Program Activity</b>				
Account <b>3405.100 - Impact Fees Development Impact Fees</b>				
2520.45.0000.3405.100	Impact Fees	1.0000	1,000.00	1,000.00
	Account <b>3405.100 - Impact Fees Development Impact Fees</b> Totals	Transactions	1	\$1,000.00
	Program <b>0000 - Non Program Activity</b> Totals	Transactions	1	\$1,000.00
	Department <b>45 - Public Works</b> Totals	Transactions	1	\$1,000.00
	Fund <b>2520 - Impact Fees Signal Improvements</b> Totals	Transactions	1	\$1,000.00
Fund <b>2540 - Impact Fees Police Facilities</b>				
Department <b>30 - Police</b>				
Program <b>0000 - Non Program Activity</b>				
Account <b>3405.100 - Impact Fees Development Impact Fees</b>				
2540.30.0000.3405.100	Impact Fees	1.0000	2,300.00	2,300.00
	Account <b>3405.100 - Impact Fees Development Impact Fees</b> Totals	Transactions	1	\$2,300.00
	Program <b>0000 - Non Program Activity</b> Totals	Transactions	1	\$2,300.00
	Department <b>30 - Police</b> Totals	Transactions	1	\$2,300.00
	Fund <b>2540 - Impact Fees Police Facilities</b> Totals	Transactions	1	\$2,300.00
Fund <b>2550 - Impact Fees Fire Facilities</b>				
Department <b>35 - Fire</b>				
Program <b>0000 - Non Program Activity</b>				
Account <b>3405.100 - Impact Fees Development Impact Fees</b>				
2550.35.0000.3405.100	Impact Fees	1.0000	15,000.00	15,000.00
	Account <b>3405.100 - Impact Fees Development Impact Fees</b> Totals	Transactions	1	\$15,000.00
	Program <b>0000 - Non Program Activity</b> Totals	Transactions	1	\$15,000.00
	Department <b>35 - Fire</b> Totals	Transactions	1	\$15,000.00
	Fund <b>2550 - Impact Fees Fire Facilities</b> Totals	Transactions	1	\$15,000.00
Fund <b>2551 - Impact Fees - Drainage</b>				
Department <b>45 - Public Works</b>				
Program <b>0000 - Non Program Activity</b>				
Account <b>3405.100 - Impact Fees Development Impact Fees</b>				
2551.45.0000.3405.100	Impact Fees	1.0000	50,000.00	50,000.00
	Account <b>3405.100 - Impact Fees Development Impact Fees</b> Totals	Transactions	1	\$50,000.00
	Program <b>0000 - Non Program Activity</b> Totals	Transactions	1	\$50,000.00



# Budget Transaction Report

Report by Budget Transactions  
Budget Year of 2027  
Budget Level at Department Requested

G/L Account	Transaction	Number of Units	Cost per Unit	Total Amount
<b>REVENUES</b>				
Fund 2551 - Impact Fees - Drainage				
	Department 45 - Public Works Totals	Transactions	1	\$50,000.00
	Fund 2551 - Impact Fees - Drainage Totals	Transactions	1	\$50,000.00
Fund 2721 - PLHA - Perm Local Housing Alloc				
Department 55 - Business & Housing Services				
Program 4800 - Development Services				
Account 3345.200 - State Revenues - Other Miscellaneous				
2721.55.4800.3345.200	Perm Local Housing	1.0000	158,647.00	158,647.00
	Account 3345.200 - State Revenues - Other Miscellaneous Totals	Transactions	1	\$158,647.00
	Program 4800 - Development Services Totals	Transactions	1	\$158,647.00
	Department 55 - Business & Housing Services Totals	Transactions	1	\$158,647.00
	Fund 2721 - PLHA - Perm Local Housing Alloc Totals	Transactions	1	\$158,647.00
Fund 5900 - Transit Fund				
Department 40 - Community Development				
Program 4820 - CDD - Transit Operations				
Account 3902.202 - Miscellaneous Revenues BC Transit Tickets				
5900.40.4820.3902.202	Bus Pass Sales	1.0000	1,000.00	1,000.00
	Account 3902.202 - Miscellaneous Revenues BC Transit Tickets Totals	Transactions	1	\$1,000.00
	Program 4820 - CDD - Transit Operations Totals	Transactions	1	\$1,000.00
	Department 40 - Community Development Totals	Transactions	1	\$1,000.00
	Fund 5900 - Transit Fund Totals	Transactions	1	\$1,000.00
Fund 7611 - GASB 45 Retiree Medical Trust				
Department 00 - Non Department Activity				
Program 0000 - Non Program Activity				
Account 3610.100 - Interest Revenue Investments Investments				
7611.00.0000.3610.100	Interest	1.0000	28,000.00	28,000.00
	Account 3610.100 - Interest Revenue Investments Investments Totals	Transactions	1	\$28,000.00
	Program 0000 - Non Program Activity Totals	Transactions	1	\$28,000.00
	Department 00 - Non Department Activity Totals	Transactions	1	\$28,000.00
	Fund 7611 - GASB 45 Retiree Medical Trust Totals	Transactions	1	\$28,000.00
Fund 7615 - Asset Replacement and Repairs				
Department 30 - Police				
Program 4520 - Police Operations				
Account 3920.100 - Proceeds from Sale of Asset General Fixed Assets				
7615.30.4520.3920.100	Proceeds from Sale of Asset	1.0000	10,000.00	10,000.00
	Account 3920.100 - Proceeds from Sale of Asset General Fixed Assets Totals	Transactions	1	\$10,000.00
	Program 4520 - Police Operations Totals	Transactions	1	\$10,000.00
	Department 30 - Police Totals	Transactions	1	\$10,000.00
	Fund 7615 - Asset Replacement and Repairs Totals	Transactions	1	\$10,000.00



# Budget Transaction Report

Report by Budget Transactions  
Budget Year of 2027  
Budget Level at Department Requested

G/L Account	Transaction	Number of Units	Cost per Unit	Total Amount
<b>REVENUES</b>				
Fund <b>7624 - SMIP Strong Motion Impl Prog</b>				
Department <b>40 - Community Development</b>				
Program <b>4730 - Building and Onsite Inspections</b>				
Account <b>3401.335 - CDD Building S.M.I.P. Fees</b>				
7624.40.4730.3401.335	CDD Building S.M.I.P. Fees	1.0000	600.00	600.00
	Account <b>3401.335 - CDD Building S.M.I.P. Fees</b> Totals	Transactions	1	\$600.00
	Program <b>4730 - Building and Onsite Inspections</b> Totals	Transactions	1	\$600.00
	Department <b>40 - Community Development</b> Totals	Transactions	1	\$600.00
	Fund <b>7624 - SMIP Strong Motion Impl Prog</b> Totals	Transactions	1	\$600.00
Fund <b>7626 - Traffic Safety Impound Fund</b>				
Department <b>30 - Police</b>				
Program <b>0000 - Non Program Activity</b>				
Account <b>3421.111 - Police Vehicle Impound Fee</b>				
7626.30.0000.3421.111	Police Vehicle Impound Fee	1.0000	7,300.00	7,300.00
	Account <b>3421.111 - Police Vehicle Impound Fee</b> Totals	Transactions	1	\$7,300.00
	Program <b>0000 - Non Program Activity</b> Totals	Transactions	1	\$7,300.00
	Department <b>30 - Police</b> Totals	Transactions	1	\$7,300.00
	Fund <b>7626 - Traffic Safety Impound Fund</b> Totals	Transactions	1	\$7,300.00
Fund <b>7627 - Tech Equip Replacement/Update</b>				
Department <b>00 - Non Department Activity</b>				
Program <b>0000 - Non Program Activity</b>				
Account <b>3406.101 - Surcharge Tech Equip Replacement/Update</b>				
7627.00.0000.3406.101	Surcharge Tech Equip	1.0000	310,000.00	310,000.00
	Account <b>3406.101 - Surcharge Tech Equip Replacement/Update</b> Totals	Transactions	1	\$310,000.00
	Program <b>0000 - Non Program Activity</b> Totals	Transactions	1	\$310,000.00
	Department <b>00 - Non Department Activity</b> Totals	Transactions	1	\$310,000.00
	Fund <b>7627 - Tech Equip Replacement/Update</b> Totals	Transactions	1	\$310,000.00
Fund <b>7628 - General Plan Update</b>				
Department <b>00 - Non Department Activity</b>				
Program <b>0000 - Non Program Activity</b>				
Account <b>3406.100 - Surcharge General Plan Fees</b>				
7628.00.0000.3406.100	Surcharge General Plan Fees	1.0000	240,000.00	240,000.00
	Account <b>3406.100 - Surcharge General Plan Fees</b> Totals	Transactions	1	\$240,000.00
	Program <b>0000 - Non Program Activity</b> Totals	Transactions	1	\$240,000.00
	Department <b>00 - Non Department Activity</b> Totals	Transactions	1	\$240,000.00
	Fund <b>7628 - General Plan Update</b> Totals	Transactions	1	\$240,000.00



# Budget Transaction Report

Report by Budget Transactions  
Budget Year of 2027  
Budget Level at Department Requested

G/L Account	Transaction	Number of Units	Cost per Unit	Total Amount
<b>REVENUES</b>				
Fund <b>7629 - Hydrant Maintenance Fund</b>				
Department <b>35 - Fire</b>				
Program <b>0000 - Non Program Activity</b>				
Account <b>3901.142 - Refunds and Reimbursements Hydrant Repairs-PID Reimbursed</b>				
7629.35.0000.3901.142	PID Reimbursements	1.0000	49,195.00	49,195.00
	Account <b>3901.142 - Refunds and Reimbursements Hydrant Repairs-PID Reimbursed</b> Totals	Transactions	1	\$49,195.00
	Program <b>0000 - Non Program Activity</b> Totals	Transactions	1	\$49,195.00
	Department <b>35 - Fire</b> Totals	Transactions	1	\$49,195.00
	Fund <b>7629 - Hydrant Maintenance Fund</b> Totals	Transactions	1	\$49,195.00
Fund <b>7640 - Disability Access and Education</b>				
Department <b>00 - Non Department Activity</b>				
Program <b>0000 - Non Program Activity</b>				
Account <b>3406.102 - Surcharge Disability Access SB 1186</b>				
7640.00.0000.3406.102	Surcharge Disability Access SB 1186	1.0000	3,500.00	3,500.00
	Account <b>3406.102 - Surcharge Disability Access SB 1186</b> Totals	Transactions	1	\$3,500.00
	Program <b>0000 - Non Program Activity</b> Totals	Transactions	1	\$3,500.00
	Department <b>00 - Non Department Activity</b> Totals	Transactions	1	\$3,500.00
	Fund <b>7640 - Disability Access and Education</b> Totals	Transactions	1	\$3,500.00
Fund <b>7650 - TOP as Successor RDA</b>				
Department <b>60 - RDA</b>				
Program <b>4975 - Successor RDANH Operations</b>				
Account <b>3110.350 - Property Tax Redevelopment Trust Receipts</b>				
7650.60.4975.3110.350	Successor Property Tax	1.0000	413,955.00	413,955.00
	Account <b>3110.350 - Property Tax Redevelopment Trust Receipts</b> Totals	Transactions	1	\$413,955.00
	Program <b>4975 - Successor RDANH Operations</b> Totals	Transactions	1	\$413,955.00
	Department <b>60 - RDA</b> Totals	Transactions	1	\$413,955.00
	Fund <b>7650 - TOP as Successor RDA</b> Totals	Transactions	1	\$413,955.00
Fund <b>7700 - Paradise Recovery &amp; Operations</b>				
Department <b>00 - Non Department Activity</b>				
Program <b>0000 - Non Program Activity</b>				
Account <b>3610.100 - Interest Revenue Investments Investments</b>				
7700.00.0000.3610.100	Meeder Investment	.8000	6,100,000.00	4,880,000.00
	Account <b>3610.100 - Interest Revenue Investments Investments</b> Totals	Transactions	1	\$4,880,000.00
Account <b>3910.700 - Transfers In From PG&amp;E Settlement Fund</b>				
7700.00.0000.3910.700	General Fund Transfer	1.0000	(15,150,588.00)	(15,150,588.00)
	Account <b>3910.700 - Transfers In From PG&amp;E Settlement Fund</b> Totals	Transactions	1	(\$15,150,588.00)
	Program <b>0000 - Non Program Activity</b> Totals	Transactions	2	(\$10,270,588.00)
	Department <b>00 - Non Department Activity</b> Totals	Transactions	2	(\$10,270,588.00)
	Fund <b>7700 - Paradise Recovery &amp; Operations</b> Totals	Transactions	2	(\$10,270,588.00)



# Budget Transaction Report

Report by Budget Transactions  
Budget Year of 2027  
Budget Level at Department Requested

G/L Account	Transaction	Number of Units	Cost per Unit	Total Amount
<b>REVENUES</b>				
Fund <b>7701 - Pro Recovery</b>				
Department <b>00 - Non Department Activity</b>				
Program <b>0000 - Non Program Activity</b>				
Account <b>3610.100 - Interest Revenue Investments Investments</b>				
7701.00.0000.3610.100	Meeder Investments	.1000	6,100,000.00	610,000.00
	Account <b>3610.100 - Interest Revenue Investments Investments</b> Totals	Transactions	1	<u>\$610,000.00</u>
	Program <b>0000 - Non Program Activity</b> Totals	Transactions	1	<u>\$610,000.00</u>
	Department <b>00 - Non Department Activity</b> Totals	Transactions	1	<u>\$610,000.00</u>
	Fund <b>7701 - Pro Recovery</b> Totals	Transactions	1	<u>\$610,000.00</u>
Fund <b>7702 - Pro Emergency Reserve</b>				
Department <b>00 - Non Department Activity</b>				
Program <b>0000 - Non Program Activity</b>				
Account <b>3610.100 - Interest Revenue Investments Investments</b>				
7702.00.0000.3610.100	Meeder Investment	.1000	6,100,000.00	610,000.00
	Account <b>3610.100 - Interest Revenue Investments Investments</b> Totals	Transactions	1	<u>\$610,000.00</u>
	Program <b>0000 - Non Program Activity</b> Totals	Transactions	1	<u>\$610,000.00</u>
	Department <b>00 - Non Department Activity</b> Totals	Transactions	1	<u>\$610,000.00</u>
	Fund <b>7702 - Pro Emergency Reserve</b> Totals	Transactions	1	<u>\$610,000.00</u>
Fund <b>7805 - VIPS Volunteers in Police Servic</b>				
Department <b>30 - Police</b>				
Program <b>0000 - Non Program Activity</b>				
Account <b>3650.100 - Donations Private Sources</b>				
7805.30.0000.3650.100	VIPS Donations	1.0000	1,800.00	1,800.00
	Account <b>3650.100 - Donations Private Sources</b> Totals	Transactions	1	<u>\$1,800.00</u>
	Program <b>0000 - Non Program Activity</b> Totals	Transactions	1	<u>\$1,800.00</u>
	Department <b>30 - Police</b> Totals	Transactions	1	<u>\$1,800.00</u>
	Fund <b>7805 - VIPS Volunteers in Police Servic</b> Totals	Transactions	1	<u>\$1,800.00</u>
Fund <b>7808 - Canine Protection Unit Donations</b>				
Department <b>30 - Police</b>				
Program <b>0000 - Non Program Activity</b>				
Account <b>3610.100 - Interest Revenue Investments Investments</b>				
7808.30.0000.3610.100	Canine Protection Unit Donations	1.0000	1,000.00	1,000.00
	Account <b>3610.100 - Interest Revenue Investments Investments</b> Totals	Transactions	1	<u>\$1,000.00</u>
	Program <b>0000 - Non Program Activity</b> Totals	Transactions	1	<u>\$1,000.00</u>
	Department <b>30 - Police</b> Totals	Transactions	1	<u>\$1,000.00</u>
	Fund <b>7808 - Canine Protection Unit Donations</b> Totals	Transactions	1	<u>\$1,000.00</u>



# Budget Transaction Report

Report by Budget Transactions  
Budget Year of 2027  
Budget Level at Department Requested

G/L Account	Transaction	Number of Units	Cost per Unit	Total Amount
<b>REVENUES</b>				
Fund <b>7811 - Animal Control Misc Donations</b>				
Department <b>30 - Police</b>				
Program <b>4540 - Police - Animal Control</b>				
Account <b>3650.100 - Donations Private Sources</b>				
7811.30.4540.3650.100	Animal Control Donations	1.0000	17,000.00	17,000.00
	Account <b>3650.100 - Donations Private Sources</b> Totals	Transactions	1	<u>\$17,000.00</u>
	Program <b>4540 - Police - Animal Control</b> Totals	Transactions	1	<u>\$17,000.00</u>
	Department <b>30 - Police</b> Totals	Transactions	1	<u>\$17,000.00</u>
	Fund <b>7811 - Animal Control Misc Donations</b> Totals	Transactions	1	<u>\$17,000.00</u>
	<b>REVENUES</b> Totals	Transactions	183	<u>\$118,007,530.00</u>



# Budget Transaction Report

Report by Budget Transactions  
Budget Year of 2027  
Budget Level at Department Requested

G/L Account	Transaction	Number of Units	Cost per Unit	Total Amount
<b>EXPENSES</b>				
Fund	<b>1010 - General Fund</b>			
Department	<b>00 - Non Department Activity</b>			
Program	<b>0000 - Non Program Activity</b>			
Account	<b>5225 - Bank Fees and Charges</b>			
1010.00.0000.5225	Bank Fees	1.0000	3,000.00	3,000.00
	Account	<b>5225 - Bank Fees and Charges Totals</b>		Transactions 1 <u>3,000.00</u>
				\$3,000.00
Account	<b>5501 - Debt Service Payment - Principal</b>			
1010.00.0000.5501	POB Series A-2	1.0000	428,182.00	428,182.00
	Account	<b>5501 - Debt Service Payment - Principal Totals</b>		Transactions 1 <u>428,182.00</u>
				\$428,182.00
Account	<b>5502 - Debt Service Payment - Interest</b>			
1010.00.0000.5502	POB Series A	1.0000	840,909.00	840,909.00
	Account	<b>5502 - Debt Service Payment - Interest Totals</b>		Transactions 1 <u>840,909.00</u>
				\$840,909.00
Account	<b>5910.010 - Transfers Out To General Fund</b>			
1010.00.0000.5910.010	Transfers Out To Development Services Fund	1.0000	(265,735.00)	(265,735.00)
1010.00.0000.5910.010	Transfers Out To Hydrants	1.0000	(5,332.00)	(5,332.00)
	Account	<b>5910.010 - Transfers Out To General Fund Totals</b>		Transactions 2 <u>(271,067.00)</u>
				(\$271,067.00)
Account	<b>5910.070 - Transfers Out To Animal Control Fund</b>			
1010.00.0000.5910.070	Transfers Out To Animal Control Fund	1.0000	(73,117.00)	(73,117.00)
	Account	<b>5910.070 - Transfers Out To Animal Control Fund Totals</b>		Transactions 1 <u>(73,117.00)</u>
				(\$73,117.00)
Account	<b>5910.110 - Transfers Out To Local Transportation Fund</b>			
1010.00.0000.5910.110	Transfers Out To Local Transportation Fund	1.0000	(10,056.00)	(10,056.00)
	Account	<b>5910.110 - Transfers Out To Local Transportation Fund Totals</b>		Transactions 1 <u>(10,056.00)</u>
				(\$10,056.00)
Account	<b>5910.120 - Transfers Out To State Gas Tax Fund</b>			
1010.00.0000.5910.120	Transfers Out To State Gas Tax Fund	1.0000	(284,392.00)	(284,392.00)
	Account	<b>5910.120 - Transfers Out To State Gas Tax Fund Totals</b>		Transactions 1 <u>(284,392.00)</u>
				(\$284,392.00)
Account	<b>5910.160 - Transfers Out To BHS Development Svcs Fund</b>			
1010.00.0000.5910.160	Transfers Out To BHS Development Svcs Fund	1.0000	(61,513.00)	(61,513.00)
	Account	<b>5910.160 - Transfers Out To BHS Development Svcs Fund Totals</b>		Transactions 1 <u>(61,513.00)</u>
				(\$61,513.00)
	Program	<b>0000 - Non Program Activity Totals</b>		Transactions 9 <u>\$571,946.00</u>
	Department	<b>00 - Non Department Activity Totals</b>		Transactions 9 <u>\$571,946.00</u>
Department	<b>10 - Legislative</b>			
Program	<b>4000 - Town Council</b>			
Account	<b>5202.100 - Operating Supplies General</b>			
1010.10.4000.5202.100	Employee Years of Service Recognition	1.0000	700.00	700.00
1010.10.4000.5202.100	Name Plates Office Supplies	1.0000	500.00	500.00
	Account	<b>5202.100 - Operating Supplies General Totals</b>		Transactions 2 <u>\$1,200.00</u>
Account	<b>5219.100 - Printing General</b>			
1010.10.4000.5219.100	Business Cards \$45 box of 250	2.0000	275.00	550.00
	Account	<b>5219.100 - Printing General Totals</b>		Transactions 1 <u>550.00</u>
				\$550.00



# Budget Transaction Report

Report by Budget Transactions  
Budget Year of 2027  
Budget Level at Department Requested

G/L Account	Transaction	Number of Units	Cost per Unit	Total Amount
<b>EXPENSES</b>				
Fund <b>1010 - General Fund</b>				
Department <b>10 - Legislative</b>				
Program <b>4000 - Town Council</b>				
Account <b>5220.100 - Employee Development General</b>				
1010.10.4000.5220.100	Conf. Registrations	1.0000	6,750.00	6,750.00
		Transactions	1	<u>6,750.00</u>
		Account <b>5220.100 - Employee Development General</b> Totals		
Account <b>5223.105 - Meals and Refreshments Emergencies and Meetings</b>				
1010.10.4000.5223.105	\$100 special meeting 12 yr.	1.0000	1,200.00	1,200.00
		Transactions	1	<u>1,200.00</u>
		Account <b>5223.105 - Meals and Refreshments Emergencies and Meetings</b> Totals		
Account <b>5224 - Travel Expenses - Lodging, Airfare, Incidentals</b>				
1010.10.4000.5224	DC & Conference	1.0000	20,000.00	20,000.00
		Transactions	1	<u>20,000.00</u>
		Account <b>5224 - Travel Expenses - Lodging, Airfare, Incidentals</b> Totals		
		Program <b>4000 - Town Council</b> Totals		
		Transactions	6	<u>\$29,700.00</u>
		Department <b>10 - Legislative</b> Totals		
		Transactions	6	<u>\$29,700.00</u>
Department <b>15 - Town Clerk</b>				
Program <b>4100 - Town Clerk</b>				
Account <b>5201.100 - Office Supplies General</b>				
1010.15.4100.5201.100	Notebooks, Name Plates, Labels, Misc.	1.0000	1,900.00	1,900.00
1010.15.4100.5201.100	Storage Shelves	1.0000	500.00	500.00
		Transactions	2	<u>\$2,400.00</u>
		Account <b>5201.100 - Office Supplies General</b> Totals		
Account <b>5202.100 - Operating Supplies General</b>				
1010.15.4100.5202.100	MCA Direct Election Supplies	1.0000	300.00	300.00
1010.15.4100.5202.100	Supplies for Clerk's Bizhub	1.0000	190.00	190.00
		Transactions	2	<u>\$490.00</u>
		Account <b>5202.100 - Operating Supplies General</b> Totals		
Account <b>5204 - Subscriptions and Code Books</b>				
1010.15.4100.5204	DFM - Election Code Book	1.0000	100.00	100.00
1010.15.4100.5204	Local Newspaper	1.0000	50.00	50.00
		Transactions	2	<u>\$150.00</u>
		Account <b>5204 - Subscriptions and Code Books</b> Totals		
Account <b>5210.100 - Postage General</b>				
1010.15.4100.5210.100	Postage	1.0000	225.00	225.00
		Transactions	1	<u>\$225.00</u>
		Account <b>5210.100 - Postage General</b> Totals		
Account <b>5213.100 - Services, Professional and Contract Services General</b>				
1010.15.4100.5213.100	CivicPlus - Agenda Management Software	1.0000	5,100.00	5,100.00
1010.15.4100.5213.100	CivicPlus - Code Review/Update - Recodification	.0000	.00	.00
1010.15.4100.5213.100	Clerk Recruitment	.0000	.00	.00
1010.15.4100.5213.100	Municipal Code - Online Web Hosting Services	1.0000	600.00	600.00
1010.15.4100.5213.100	Municipal Code - Supplement/Electronic Updates	1.0000	4,500.00	4,500.00
1010.15.4100.5213.100	Munimetrix	12.0000	80.00	960.00



# Budget Transaction Report

Report by Budget Transactions  
Budget Year of 2027  
Budget Level at Department Requested

G/L Account	Transaction	Number of Units	Cost per Unit	Total Amount
<b>EXPENSES</b>				
Fund	<b>1010 - General Fund</b>			
Department	<b>15 - Town Clerk</b>			
Program	<b>4100 - Town Clerk</b>			
Account	<b>5213.100 - Services, Professional and Contract Services General</b>			
1010.15.4100.5213.100	Netfile - Conflict of Interest Software	1.0000	3,750.00	3,750.00
1010.15.4100.5213.100	Next Request - Public Records Request Software	1.0000	12,000.00	12,000.00
1010.15.4100.5213.100	Temp	.0000	.00	.00
	Account 5213.100 - Services, Professional and Contract Services General Totals	Transactions	9	\$26,910.00
Account	<b>5214.100 - Repair and Maint Service General</b>			
1010.15.4100.5214.100	Adobe Acrobat Renewal	2.0000	350.00	700.00
1010.15.4100.5214.100	DocuSign	.0000	.00	.00
1010.15.4100.5214.100	Printer Usage/Copies	12.0000	50.00	600.00
	Account 5214.100 - Repair and Maint Service General Totals	Transactions	3	\$1,300.00
Account	<b>5215.100 - Rents and Leases Miscellaneous</b>			
1010.15.4100.5215.100	Caltronics Copier Cost	12.0000	120.00	1,440.00
	Account 5215.100 - Rents and Leases Miscellaneous Totals	Transactions	1	\$1,440.00
Account	<b>5215.106 - Rents and Leases Copiers</b>			
1010.15.4100.5215.106	Printer	12.0000	75.00	900.00
	Account 5215.106 - Rents and Leases Copiers Totals	Transactions	1	\$900.00
Account	<b>5216.100 - Communications General Services</b>			
1010.15.4100.5216.100	Cell Allowance	1.0000	898.00	898.00
	Account 5216.100 - Communications General Services Totals	Transactions	1	\$898.00
Account	<b>5218.100 - Advertising General</b>			
1010.15.4100.5218.100	Legal Notices	1.0000	1,000.00	1,000.00
1010.15.4100.5218.100	Ordinance Publications	1.0000	4,000.00	4,000.00
	Account 5218.100 - Advertising General Totals	Transactions	2	\$5,000.00
Account	<b>5219.100 - Printing General</b>			
1010.15.4100.5219.100	Business Cards	2.0000	50.00	100.00
	Account 5219.100 - Printing General Totals	Transactions	1	\$100.00
Account	<b>5220.100 - Employee Development General</b>			
1010.15.4100.5220.100	City Clerks Association - Dues	2.0000	250.00	500.00
1010.15.4100.5220.100	Clerk - TTC Training	2.0000	10,000.00	20,000.00
1010.15.4100.5220.100	International Institute of Municipal Clerks - Dues	2.0000	250.00	500.00
1010.15.4100.5220.100	NNA - Notary	.0000	.00	.00
	Account 5220.100 - Employee Development General Totals	Transactions	4	\$21,000.00
Account	<b>5221 - Election-County Services</b>			
1010.15.4100.5221	2026 Election Cost	1.0000	25,000.00	25,000.00
	Account 5221 - Election-County Services Totals	Transactions	1	\$25,000.00
	Program 4100 - Town Clerk Totals	Transactions	30	\$85,813.00



# Budget Transaction Report

Report by Budget Transactions  
Budget Year of 2027  
Budget Level at Department Requested

G/L Account	Transaction	Number of Units	Cost per Unit	Total Amount
<b>EXPENSES</b>				
Fund <b>1010 - General Fund</b>				
	Department <b>15 - Town Clerk</b> Totals	Transactions	30	<u>\$85,813.00</u>
Department <b>20 - Administrative Services</b>				
Program <b>4200 - Town Manager</b>				
Account <b>5201.100 - Office Supplies General</b>				
1010.20.4200.5201.100	Various Operating Supplies	1.0000	1,500.00	<u>1,500.00</u>
	Account <b>5201.100 - Office Supplies General</b> Totals	Transactions	1	<u>\$1,500.00</u>
Account <b>5202.100 - Operating Supplies General</b>				
1010.20.4200.5202.100	Various Operating Supplies	1.0000	4,000.00	<u>4,000.00</u>
	Account <b>5202.100 - Operating Supplies General</b> Totals	Transactions	1	<u>\$4,000.00</u>
Account <b>5210.100 - Postage General</b>				
1010.20.4200.5210.100	Postage	1.0000	50.00	<u>50.00</u>
	Account <b>5210.100 - Postage General</b> Totals	Transactions	1	<u>\$50.00</u>
Account <b>5213.100 - Services, Professional and Contract Services General</b>				
1010.20.4200.5213.100	3 Core Annual Membership Renewal	1.0000	5,500.00	5,500.00
1010.20.4200.5213.100	Annual Planning Session	1.0000	2,000.00	2,000.00
1010.20.4200.5213.100	Chamber of Commerce Membership	1.0000	150.00	150.00
1010.20.4200.5213.100	League of California Cities Membership	1.0000	7,400.00	<u>7,400.00</u>
	Account <b>5213.100 - Services, Professional and Contract Services General</b> Totals	Transactions	4	<u>\$15,050.00</u>
Account <b>5216.100 - Communications General Services</b>				
1010.20.4200.5216.100	Cell Phone for Town Manager	1.0000	607.00	<u>607.00</u>
	Account <b>5216.100 - Communications General Services</b> Totals	Transactions	1	<u>\$607.00</u>
Account <b>5219.100 - Printing General</b>				
1010.20.4200.5219.100	Business Cards	1.0000	140.00	<u>140.00</u>
	Account <b>5219.100 - Printing General</b> Totals	Transactions	1	<u>\$140.00</u>
Account <b>5220.100 - Employee Development General</b>				
1010.20.4200.5220.100	EE Professional Conferences / Dvlpmnt. Opportunities	1.0000	8,000.00	<u>8,000.00</u>
	Account <b>5220.100 - Employee Development General</b> Totals	Transactions	1	<u>\$8,000.00</u>
Account <b>5223.105 - Meals and Refreshments Emergencies and Meetings</b>				
1010.20.4200.5223.105	Town hosted meetings	1.0000	2,000.00	<u>2,000.00</u>
	Account <b>5223.105 - Meals and Refreshments Emergencies and Meetings</b> Totals	Transactions	1	<u>\$2,000.00</u>
Account <b>5224 - Travel Expenses - Lodging, Airfare, Incidentals</b>				
1010.20.4200.5224	Travel expenses - League of Ca Conf. / DC Trip	1.0000	5,500.00	<u>5,500.00</u>
	Account <b>5224 - Travel Expenses - Lodging, Airfare, Incidentals</b> Totals	Transactions	1	<u>\$5,500.00</u>
	Program <b>4200 - Town Manager</b> Totals	Transactions	12	<u>\$36,847.00</u>
Program <b>4201 - Central Services</b>				
Account <b>5201.100 - Office Supplies General</b>				
1010.20.4201.5201.100	Supplies	1.0000	150.00	<u>150.00</u>
	Account <b>5201.100 - Office Supplies General</b> Totals	Transactions	1	<u>\$150.00</u>



# Budget Transaction Report

Report by Budget Transactions  
Budget Year of 2027  
Budget Level at Department Requested

G/L Account	Transaction	Number of Units	Cost per Unit	Total Amount
<b>EXPENSES</b>				
Fund <b>1010 - General Fund</b>				
Department <b>20 - Administrative Services</b>				
Program <b>4201 - Central Services</b>				
Account <b>5202.100 - Operating Supplies General</b>				
1010.20.4201.5202.100	Bottled Water for Town Hall	12.0000	175.00	2,100.00
1010.20.4201.5202.100	Copy/Printer Paper	4.0000	550.00	2,200.00
1010.20.4201.5202.100	Credit Card Machine Supplies	1.0000	50.00	50.00
1010.20.4201.5202.100	Postage Meter Supplies	1.0000	450.00	450.00
Account <b>5202.100 - Operating Supplies General</b> Totals		Transactions	4	<u>\$4,800.00</u>
Account <b>5203.100 - Repairs and Maint Supplies General</b>				
1010.20.4201.5203.100	Town Hall Facility Repairs	1.0000	2,000.00	2,000.00
1010.20.4201.5203.100	Town Hall Janitorial Supplies	1.0000	3,000.00	3,000.00
Account <b>5203.100 - Repairs and Maint Supplies General</b> Totals		Transactions	2	<u>\$5,000.00</u>
Account <b>5209.101 - Auto Fuel Expense Town Vehicles</b>				
1010.20.4201.5209.101	Fuel for errands in Town Hall vehicle	1.0000	2,000.00	2,000.00
Account <b>5209.101 - Auto Fuel Expense Town Vehicles</b> Totals		Transactions	1	<u>\$2,000.00</u>
Account <b>5210.100 - Postage General</b>				
1010.20.4201.5210.100	Postage	1.0000	50.00	50.00
Account <b>5210.100 - Postage General</b> Totals		Transactions	1	<u>\$50.00</u>
Account <b>5211.135 - Utilities Water and Sewer</b>				
1010.20.4201.5211.135	Town Hall Water Service	1.0000	1,500.00	1,500.00
Account <b>5211.135 - Utilities Water and Sewer</b> Totals		Transactions	1	<u>\$1,500.00</u>
Account <b>5211.137 - Utilities Electric and Gas</b>				
1010.20.4201.5211.137	Town Hall Electric and Gas Service	1.0000	47,000.00	47,000.00
Account <b>5211.137 - Utilities Electric and Gas</b> Totals		Transactions	1	<u>\$47,000.00</u>
Account <b>5212.100 - Insurance General</b>				
1010.20.4201.5212.100	Active Shooter	1.0000	316.00	316.00
1010.20.4201.5212.100	Crime Premium	1.0000	3,026.00	3,026.00
1010.20.4201.5212.100	Cyber Coverage	1.0000	5,031.00	5,031.00
1010.20.4201.5212.100	Drone Insurance	1.0000	2,600.00	2,600.00
1010.20.4201.5212.100	General Liability Insurance	1.0000	592,329.00	592,329.00
1010.20.4201.5212.100	General Liability Refund Deposit Applied	1.0000	(44,771.00)	(44,771.00)
1010.20.4201.5212.100	Mobile Equipment Program Premium	1.0000	48,879.00	48,879.00
1010.20.4201.5212.100	Property Appraisals	1.0000	3,750.00	3,750.00
1010.20.4201.5212.100	Property Insurance Program	1.0000	84,589.00	84,589.00
Account <b>5212.100 - Insurance General</b> Totals		Transactions	9	<u>\$695,749.00</u>
Account <b>5213.100 - Services, Professional and Contract Services General</b>				
1010.20.4201.5213.100	2026/27 Baker Tilly Independent Financial Audit	1.0000	75,000.00	75,000.00
1010.20.4201.5213.100	Additional Major Program	3.0000	7,500.00	22,500.00



# Budget Transaction Report

Report by Budget Transactions  
Budget Year of 2027  
Budget Level at Department Requested

G/L Account	Transaction	Number of Units	Cost per Unit	Total Amount
<b>EXPENSES</b>				
Fund <b>1010 - General Fund</b>				
Department <b>20 - Administrative Services</b>				
Program <b>4201 - Central Services</b>				
Account <b>5213.100 - Services, Professional and Contract Services General</b>				
1010.20.4201.5213.100	Audit Journal Entries	10.0000	400.00	4,000.00
1010.20.4201.5213.100	Collection Agency Fees	1.0000	1,000.00	1,000.00
1010.20.4201.5213.100	GovInvest Labor and Pension Cost Consultation and Software	1.0000	33,000.00	33,000.00
1010.20.4201.5213.100	HDL #1300 - Property Tax Service	4.0000	600.00	2,400.00
1010.20.4201.5213.100	HDL #1300 - Sales Tax Audit	4.0000	1,500.00	6,000.00
1010.20.4201.5213.100	Town Website Redesign, Hosting & Support - Yr. 4 of 4	1.0000	4,000.00	4,000.00
1010.20.4201.5213.100	TrueComp Pension and OPEB Actuarial Report	1.0000	5,000.00	5,000.00
Account <b>5213.100 - Services, Professional and Contract Services General</b> Totals		Transactions	9	\$152,900.00
Account <b>5214.100 - Repair and Maint Service General</b>				
1010.20.4201.5214.100	Butte Local Agency Formation Commission(LAFCO)	1.0000	44,000.00	44,000.00
1010.20.4201.5214.100	Facility Repairs	1.0000	1,500.00	1,500.00
1010.20.4201.5214.100	Heating and Air-Conditioning Maintenance	1.0000	3,500.00	3,500.00
1010.20.4201.5214.100	Safeguard Fire Extinguisher Maintenance	1.0000	800.00	800.00
1010.20.4201.5214.100	Shelby Pest Control Services	6.0000	100.00	600.00
1010.20.4201.5214.100	Town Annual Septic Operating Permit Fees	1.0000	644.00	644.00
1010.20.4201.5214.100	Town Hall - Eagle Security Alarm Monitoring and Maintenance	4.0000	375.00	1,500.00
1010.20.4201.5214.100	Town Hall - Generator Permit	1.0000	266.00	266.00
1010.20.4201.5214.100	Town Hall - Janitorial Services	12.0000	1,800.00	21,600.00
1010.20.4201.5214.100	Town Hall - Postage Machine Maintenance	1.0000	200.00	200.00
Account <b>5214.100 - Repair and Maint Service General</b> Totals		Transactions	10	\$74,610.00
Account <b>5215.100 - Rents and Leases Miscellaneous</b>				
1010.20.4201.5215.100	Postage Machine Rental	12.0000	180.00	2,160.00
Account <b>5215.100 - Rents and Leases Miscellaneous</b> Totals		Transactions	1	\$2,160.00
Account <b>5218.100 - Advertising General</b>				
1010.20.4201.5218.100	Bid Advertising	1.0000	100.00	100.00
Account <b>5218.100 - Advertising General</b> Totals		Transactions	1	\$100.00
Account <b>5219.100 - Printing General</b>				
1010.20.4201.5219.100	Envelopes	1.0000	1,500.00	1,500.00
1010.20.4201.5219.100	Stationary	1.0000	300.00	300.00
Account <b>5219.100 - Printing General</b> Totals		Transactions	2	\$1,800.00
Account <b>5500 - Bond Payments - Fiscal Agent</b>				
1010.20.4201.5500	Pension Obligation Bond (POB) Fiscal Agent Fees	1.0000	6,000.00	6,000.00
Account <b>5500 - Bond Payments - Fiscal Agent</b> Totals		Transactions	1	\$6,000.00
Program <b>4201 - Central Services</b> Totals		Transactions	44	\$993,819.00



# Budget Transaction Report

Report by Budget Transactions  
Budget Year of 2027  
Budget Level at Department Requested

G/L Account	Transaction	Number of Units	Cost per Unit	Total Amount
<b>EXPENSES</b>				
Fund <b>1010 - General Fund</b>				
Department <b>20 - Administrative Services</b>				
Program <b>4202 - Information Technology</b>				
Account <b>5202.100 - Operating Supplies General</b>				
1010.20.4202.5202.100	Cables/Extensions/Peripheral Supplies	1.0000	1,250.00	1,250.00
1010.20.4202.5202.100	IT Laptop	2.0000	2,750.00	5,500.00
1010.20.4202.5202.100	Keyboards, Mice, UPS, Monitors	1.0000	4,000.00	4,000.00
Account <b>5202.100 - Operating Supplies General Totals</b>		Transactions	3	<u>\$10,750.00</u>
Account <b>5203.100 - Repairs and Maint Supplies General</b>				
1010.20.4202.5203.100	Repairs and Misc Supplies	1.0000	300.00	300.00
Account <b>5203.100 - Repairs and Maint Supplies General Totals</b>		Transactions	1	<u>\$300.00</u>
Account <b>5209.101 - Auto Fuel Expense Town Vehicles</b>				
1010.20.4202.5209.101	IT Fuel	1.0000	2,000.00	2,000.00
Account <b>5209.101 - Auto Fuel Expense Town Vehicles Totals</b>		Transactions	1	<u>\$2,000.00</u>
Account <b>5210.100 - Postage General</b>				
1010.20.4202.5210.100	Postage	1.0000	20.00	20.00
Account <b>5210.100 - Postage General Totals</b>		Transactions	1	<u>\$20.00</u>
Account <b>5213.100 - Services, Professional and Contract Services General</b>				
1010.20.4202.5213.100	GIC Annual Contract Services	1.0000	15,750.00	15,750.00
1010.20.4202.5213.100	IT Professional Support - Public Safety	1.0000	25,000.00	25,000.00
1010.20.4202.5213.100	IT Professional Support - Town Hall & BRC	1.0000	65,000.00	65,000.00
1010.20.4202.5213.100	Municode Subscription Renewal	12.0000	400.00	4,800.00
Account <b>5213.100 - Services, Professional and Contract Services General Totals</b>		Transactions	4	<u>\$110,550.00</u>
Account <b>5214.100 - Repair and Maint Service General</b>				
1010.20.4202.5214.100	Copier/Printer Maintenance	1.0000	1,000.00	1,000.00
1010.20.4202.5214.100	Datto - Full Cloud Emergency Remote Backup	12.0000	2,000.00	24,000.00
1010.20.4202.5214.100	HP Aruba Central Licensing	1.0000	400.00	400.00
1010.20.4202.5214.100	Hudu IT documentation Licensing	1.0000	720.00	720.00
1010.20.4202.5214.100	IT Glue Subscription (documentation vault)	12.0000	46.00	552.00
1010.20.4202.5214.100	Journyx Renewal	1.0000	13,000.00	13,000.00
1010.20.4202.5214.100	Microsoft Exchange Online Plan 1 for GCC, 50GB	12.0000	275.00	3,300.00
1010.20.4202.5214.100	NetMotion Mobility for 25 Plus mobile phone licenses for iRIMS	1.0000	6,000.00	6,000.00
1010.20.4202.5214.100	New World Employee Portal Conversion	1.0000	30,000.00	30,000.00
1010.20.4202.5214.100	New World Systems Renewal	1.0000	68,000.00	68,000.00
1010.20.4202.5214.100	Ninja one RMM	1.0000	5,700.00	5,700.00
1010.20.4202.5214.100	Office 365, G3 (email) 88 users @ \$20 per user monthly	12.0000	1,500.00	18,000.00
1010.20.4202.5214.100	Office 365, G5 (email) 29 users @ \$35 per user monthly	12.0000	700.00	8,400.00
1010.20.4202.5214.100	Proof Point Total Control Spam Filtering	12.0000	76.00	912.00
1010.20.4202.5214.100	Proxmox VE licensing	1.0000	5,700.00	5,700.00
1010.20.4202.5214.100	Sawmill PC upgrade	1.0000	2,500.00	2,500.00



# Budget Transaction Report

Report by Budget Transactions  
Budget Year of 2027  
Budget Level at Department Requested

G/L Account	Transaction	Number of Units	Cost per Unit	Total Amount
<b>EXPENSES</b>				
Fund	<b>1010 - General Fund</b>			
Department	<b>20 - Administrative Services</b>			
Program	<b>4202 - Information Technology</b>			
Account	<b>5214.100 - Repair and Maint Service General</b>			
1010.20.4202.5214.100	Shortel Renewal	1.0000	3,000.00	3,000.00
1010.20.4202.5214.100	Sophos Firewall - Town Hall & BRC	12.0000	625.00	7,500.00
1010.20.4202.5214.100	SSL Wildcard Certificate	1.0000	300.00	300.00
	Account <b>5214.100 - Repair and Maint Service General</b> Totals	Transactions	19	<u>\$198,984.00</u>
Account	<b>5215.106 - Rents and Leases Copiers</b>			
1010.20.4202.5215.106	Town Hall Copiers (2)	12.0000	182.00	2,184.00
	Account <b>5215.106 - Rents and Leases Copiers</b> Totals	Transactions	1	<u>\$2,184.00</u>
Account	<b>5216.100 - Communications General Services</b>			
1010.20.4202.5216.100	AT&T Cellular Connections	12.0000	150.00	1,800.00
1010.20.4202.5216.100	AT&T Local and Long Distance Telephone	12.0000	1,667.00	20,004.00
1010.20.4202.5216.100	AT&T Repeater Circuits	12.0000	237.00	2,844.00
1010.20.4202.5216.100	AT&T Site-to Site Fiber	12.0000	1,130.00	13,560.00
1010.20.4202.5216.100	Cell Phone	1.0000	898.00	898.00
1010.20.4202.5216.100	Comcast Internet Service	12.0000	818.00	9,816.00
1010.20.4202.5216.100	Domain Renewal (6 expire this year)	6.0000	50.00	300.00
1010.20.4202.5216.100	Livestream Renewal	1.0000	500.00	500.00
1010.20.4202.5216.100	Website Hosting - Business, Sewer & Town	1.0000	500.00	500.00
	Account <b>5216.100 - Communications General Services</b> Totals	Transactions	9	<u>\$50,222.00</u>
Account	<b>5220.100 - Employee Development General</b>			
1010.20.4202.5220.100	Employee Cybersecurity Training	1.0000	5,000.00	5,000.00
1010.20.4202.5220.100	Employee Training	1.0000	5,000.00	5,000.00
	Account <b>5220.100 - Employee Development General</b> Totals	Transactions	2	<u>\$10,000.00</u>
Account	<b>5225 - Bank Fees and Charges</b>			
1010.20.4202.5225	Online Processing Fees	1.0000	1,450.00	1,450.00
	Account <b>5225 - Bank Fees and Charges</b> Totals	Transactions	1	<u>\$1,450.00</u>
Account	<b>5304 - Furniture &amp; Equipment</b>			
1010.20.4202.5304	IT Replacement for Failed Components - TH, BRC, PD	1.0000	8,000.00	8,000.00
1010.20.4202.5304	IT Town-wide upgrades	1.0000	7,000.00	7,000.00
	Account <b>5304 - Furniture &amp; Equipment</b> Totals	Transactions	2	<u>\$15,000.00</u>
	Program <b>4202 - Information Technology</b> Totals	Transactions	44	<u>\$401,460.00</u>
Program	<b>4203 - HR and Risk Management</b>			
Account	<b>5201.100 - Office Supplies General</b>			
1010.20.4203.5201.100	Office Supplies - Pens, Notebooks, Postits	1.0000	700.00	700.00
	Account <b>5201.100 - Office Supplies General</b> Totals	Transactions	1	<u>\$700.00</u>



# Budget Transaction Report

Report by Budget Transactions  
Budget Year of 2027  
Budget Level at Department Requested

G/L Account	Transaction	Number of Units	Cost per Unit	Total Amount
<b>EXPENSES</b>				
Fund	<b>1010 - General Fund</b>			
Department	<b>20 - Administrative Services</b>			
Program	<b>4203 - HR and Risk Management</b>			
Account	<b>5202.100 - Operating Supplies General</b>			
1010.20.4203.5202.100	Operating Supplies - Printer Cartridges, etc.	1.0000	850.00	850.00
	Account 5202.100 - Operating Supplies General Totals	Transactions	1	\$850.00
Account	<b>5210.100 - Postage General</b>			
1010.20.4203.5210.100	Postage for Employee and Applicant Letters	1.0000	100.00	100.00
	Account 5210.100 - Postage General Totals	Transactions	1	\$100.00
Account	<b>5213.100 - Services, Professional and Contract Services General</b>			
1010.20.4203.5213.100	Adobe	2.0000	281.00	562.00
1010.20.4203.5213.100	Employee Assistance Program (All Employees)	1.0000	2,979.00	2,979.00
1010.20.4203.5213.100	Employee Development (SW)	1.0000	7,000.00	7,000.00
	Account 5213.100 - Services, Professional and Contract Services General Totals	Transactions	3	\$10,541.00
Account	<b>5214.100 - Repair and Maint Service General</b>			
1010.20.4203.5214.100	General	1.0000	500.00	500.00
	Account 5214.100 - Repair and Maint Service General Totals	Transactions	1	\$500.00
Account	<b>5220.100 - Employee Development General</b>			
1010.20.4203.5220.100	New hire general allocation & wellness	1.0000	5,000.00	5,000.00
1010.20.4203.5220.100	Travel & Training	1.0000	3,000.00	3,000.00
	Account 5220.100 - Employee Development General Totals	Transactions	2	\$8,000.00
Account	<b>5220.110 - Employee Development Education Reimb MOU Program</b>			
1010.20.4203.5220.110	Travel & Training	1.0000	3,000.00	3,000.00
	Account 5220.110 - Employee Development Education Reimb MOU Program Totals	Transactions	1	\$3,000.00
	Program 4203 - HR and Risk Management Totals	Transactions	10	\$23,691.00
Program	<b>4300 - Legal Services</b>			
Account	<b>5210.100 - Postage General</b>			
1010.20.4300.5210.100	Legal Postage	1.0000	10.00	10.00
	Account 5210.100 - Postage General Totals	Transactions	1	\$10.00
Account	<b>5213.100 - Services, Professional and Contract Services General</b>			
1010.20.4300.5213.100	Additional Services	12.0000	2,000.00	24,000.00
1010.20.4300.5213.100	Legal	12.0000	16,450.00	197,400.00
1010.20.4300.5213.100	Legal - Admin	12.0000	494.00	5,928.00
	Account 5213.100 - Services, Professional and Contract Services General Totals	Transactions	3	\$227,328.00
	Program 4300 - Legal Services Totals	Transactions	4	\$227,338.00
	Department 20 - Administrative Services Totals	Transactions	114	\$1,683,155.00



# Budget Transaction Report

Report by Budget Transactions  
Budget Year of 2027  
Budget Level at Department Requested

G/L Account	Transaction	Number of Units	Cost per Unit	Total Amount
<b>EXPENSES</b>				
Fund <b>1010 - General Fund</b>				
Department <b>25 - Finance</b>				
Program <b>4400 - Finance</b>				
Account <b>5201.100 - Office Supplies General</b>				
1010.25.4400.5201.100	Office Supplies (Batteries, Paper, Lead, Highlighters, etc.)	1.0000	5,000.00	5,000.00
Account <b>5201.100 - Office Supplies General</b> Totals		Transactions	1	<u>5,000.00</u>
Account <b>5202.100 - Operating Supplies General</b>				
1010.25.4400.5202.100	Folders, Labels, Toner, & Other Supplies	1.0000	4,500.00	4,500.00
1010.25.4400.5202.100	Laptop	1.0000	2,500.00	2,500.00
Account <b>5202.100 - Operating Supplies General</b> Totals		Transactions	2	<u>7,000.00</u>
Account <b>5210.100 - Postage General</b>				
1010.25.4400.5210.100	Postage for AR & AP	1.0000	2,000.00	2,000.00
Account <b>5210.100 - Postage General</b> Totals		Transactions	1	<u>2,000.00</u>
Account <b>5213.100 - Services, Professional and Contract Services General</b>				
1010.25.4400.5213.100	Adobe Annual Subscription	7.0000	350.00	2,450.00
1010.25.4400.5213.100	Adobe Annual Subscription General allocation	1.0000	500.00	500.00
1010.25.4400.5213.100	Business Prime Membership Fee	1.0000	1,400.00	1,400.00
1010.25.4400.5213.100	DIF/MFS/Nexus/RGS/Review	1.0000	250,000.00	250,000.00
1010.25.4400.5213.100	KP Research Services	1.0000	1,500.00	1,500.00
1010.25.4400.5213.100	Management Partners - Fiscal Sustainability Model Update	1.0000	35,000.00	35,000.00
1010.25.4400.5213.100	Shred Service	12.0000	130.00	1,560.00
Account <b>5213.100 - Services, Professional and Contract Services General</b> Totals		Transactions	7	<u>\$292,410.00</u>
Account <b>5218.100 - Advertising General</b>				
1010.25.4400.5218.100	RFPs and New Positions	1.0000	750.00	750.00
Account <b>5218.100 - Advertising General</b> Totals		Transactions	1	<u>\$750.00</u>
Account <b>5219.100 - Printing General</b>				
1010.25.4400.5219.100	Print AP Checks	2.0000	1,500.00	3,000.00
1010.25.4400.5219.100	Print Payroll Checks	1.0000	300.00	300.00
Account <b>5219.100 - Printing General</b> Totals		Transactions	2	<u>\$3,300.00</u>
Account <b>5220.100 - Employee Development General</b>				
1010.25.4400.5220.100	CSMFO Dues	1.0000	150.00	150.00
1010.25.4400.5220.100	CSMFO Dues	6.0000	75.00	450.00
1010.25.4400.5220.100	Employee Professional Conferences / Seminars / Development Oppor	7.0000	3,000.00	21,000.00
1010.25.4400.5220.100	GFOA Conference	1.0000	3,000.00	3,000.00
1010.25.4400.5220.100	GFOA Dues	1.0000	225.00	225.00
1010.25.4400.5220.100	New World User Group Meeting	6.0000	300.00	1,800.00
Account <b>5220.100 - Employee Development General</b> Totals		Transactions	6	<u>\$26,625.00</u>



# Budget Transaction Report

Report by Budget Transactions  
Budget Year of 2027  
Budget Level at Department Requested

G/L Account	Transaction	Number of Units	Cost per Unit	Total Amount	
<b>EXPENSES</b>					
Fund	<b>1010 - General Fund</b>				
Department	<b>25 - Finance</b>				
Program	<b>4400 - Finance</b>				
Account	<b>5220.110 - Employee Development Education Reimb MOU Program</b>				
1010.25.4400.5220.110	Employee Development	1.0000	600.00	600.00	
	Account	5220.110 - Employee Development Education Reimb MOU Program Totals	Transactions	1	600.00
Account	<b>5223.105 - Meals and Refreshments Emergencies and Meetings</b>				
1010.25.4400.5223.105	Refreshments for Meetings	1.0000	100.00	100.00	
	Account	5223.105 - Meals and Refreshments Emergencies and Meetings Totals	Transactions	1	100.00
Account	<b>5304 - Furniture &amp; Equipment</b>				
1010.25.4400.5304	Workstation (Desk) Replacements	1.0000	5,000.00	5,000.00	
	Account	5304 - Furniture & Equipment Totals	Transactions	1	5,000.00
	Program	4400 - Finance Totals	Transactions	23	3,427,785.00
Program	<b>4420 - Measure C/V TUT</b>				
Cost Center Activity	<b>301 - Police Operations</b>				
Account	<b>5202.100 - Operating Supplies General</b>				
1010.25.4420.301.5202.100	New Hire Supplies, Uniforms, Ammo	1.0000	8,500.00	8,500.00	
1010.25.4420.301.5202.100	Supplies	1.0000	1,000.00	1,000.00	
	Account	5202.100 - Operating Supplies General Totals	Transactions	2	9,500.00
Account	<b>5213.100 - Services, Professional and Contract Services General</b>				
1010.25.4420.301.5213.100	K9 Monthly Training Program	1.0000	19,200.00	19,200.00	
1010.25.4420.301.5213.100	K9 Program Food	1.0000	7,040.00	7,040.00	
1010.25.4420.301.5213.100	K9 Program Veterinary Care	1.0000	4,000.00	4,000.00	
1010.25.4420.301.5213.100	K9 Training Legal Update Class	1.0000	2,000.00	2,000.00	
1010.25.4420.301.5213.100	Police Cadet Sponsorship	1.0000	20,000.00	20,000.00	
	Account	5213.100 - Services, Professional and Contract Services General Totals	Transactions	5	52,240.00
Account	<b>5214.100 - Repair and Maint Service General</b>				
1010.25.4420.301.5214.100	Body Cam & SAAS (Year 1 of 5)	1.0000	62,948.00	62,948.00	
	Account	5214.100 - Repair and Maint Service General Totals	Transactions	1	62,948.00
Account	<b>5220.100 - Employee Development General</b>				
1010.25.4420.301.5220.100	Mandatory and Essential POST Training	1.0000	67,600.00	67,600.00	
	Account	5220.100 - Employee Development General Totals	Transactions	1	67,600.00
Account	<b>5305 - Vehicles</b>				
1010.25.4420.301.5305	Vehicle Conversions (Reassigned to VIPS, CSO, Investigations)	1.0000	15,000.00	15,000.00	
	Account	5305 - Vehicles Totals	Transactions	1	15,000.00
	Cost Center Activity	301 - Police Operations Totals	Transactions	10	207,288.00



# Budget Transaction Report

Report by Budget Transactions  
Budget Year of 2027  
Budget Level at Department Requested

G/L Account	Transaction	Number of Units	Cost per Unit	Total Amount	
<b>EXPENSES</b>					
Fund	<b>1010 - General Fund</b>				
Department	<b>25 - Finance</b>				
Program	<b>4420 - Measure C/V TUT</b>				
Cost Center Activity	<b>303 - Animal Control</b>				
Account	<b>5202.100 - Operating Supplies General</b>				
1010.25.4420.303.5202.100	Operational Supplies for Shelter	1.0000	55,000.00	55,000.00	
	Account	5202.100 - Operating Supplies General Totals	Transactions	1	\$55,000.00
	Cost Center Activity	303 - Animal Control Totals	Transactions	1	\$55,000.00
Cost Center Activity	<b>326 - Fire Suppression</b>				
Account	<b>5213.100 - Services, Professional and Contract Services General</b>				
1010.25.4420.326.5213.100	CAL FIRE Personnel Services	1.0000	250,000.00	250,000.00	
	Account	5213.100 - Services, Professional and Contract Services General Totals	Transactions	1	\$250,000.00
Account	<b>5305 - Vehicles</b>				
1010.25.4420.326.5305	Fire Truck Hold	1.0000	333,000.00	333,000.00	
	Account	5305 - Vehicles Totals	Transactions	1	\$333,000.00
Cost Center Activity	<b>326 - Fire Suppression Totals</b>				
	Cost Center Activity	326 - Fire Suppression Totals	Transactions	2	\$583,000.00
Cost Center Activity	<b>350 - Public Works Streets</b>				
Account	<b>5304 - Furniture &amp; Equipment</b>				
1010.25.4420.350.5304	Fleet Modernization - Snow Plow (PW16)	1.0000	15,000.00	15,000.00	
	Account	5304 - Furniture & Equipment Totals	Transactions	1	\$15,000.00
Account	<b>5305 - Vehicles</b>				
1010.25.4420.350.5305	Fleet Modernization - Public Works Utility Truck (FL02)	1.0000	60,000.00	60,000.00	
1010.25.4420.350.5305	Fleet Modernization - Public Works Utility Truck (PW19)	1.0000	80,000.00	80,000.00	
1010.25.4420.350.5305	Fleet Modernization - Public Works Utility Truck (PW4)	1.0000	60,000.00	60,000.00	
	Account	5305 - Vehicles Totals	Transactions	3	\$200,000.00
Cost Center Activity	<b>350 - Public Works Streets Totals</b>				
	Cost Center Activity	350 - Public Works Streets Totals	Transactions	4	\$215,000.00
Program	<b>4420 - Measure C/V TUT Totals</b>				
	Program	4420 - Measure C/V TUT Totals	Transactions	17	\$1,060,288.00
Program	<b>5005 - Rental Properties</b>				
Account	<b>5211.175 - Utilities Rental Properties</b>				
1010.25.5005.5211.175	Utilities	1.0000	400.00	400.00	
	Account	5211.175 - Utilities Rental Properties Totals	Transactions	1	\$400.00
	Program	5005 - Rental Properties Totals	Transactions	1	\$400.00
	Department	25 - Finance Totals	Transactions	41	\$1,403,473.00
Department	<b>30 - Police</b>				
Program	<b>4510 - Police Administration</b>				
Account	<b>5201.100 - Office Supplies General</b>				
1010.30.4510.5201.100	General Office Supplies	1.0000	2,000.00	2,000.00	
	Account	5201.100 - Office Supplies General Totals	Transactions	1	\$2,000.00



# Budget Transaction Report

Report by Budget Transactions  
Budget Year of 2027  
Budget Level at Department Requested

G/L Account	Transaction	Number of Units	Cost per Unit	Total Amount
<b>EXPENSES</b>				
Fund <b>1010 - General Fund</b>				
Department <b>30 - Police</b>				
Program <b>4510 - Police Administration</b>				
Account <b>5202.100 - Operating Supplies General</b>				
1010.30.4510.5202.100	10G Switches	2.0000	1,500.00	3,000.00
1010.30.4510.5202.100	Cell Phone Equipment	1.0000	400.00	400.00
1010.30.4510.5202.100	Computer/Equipment Assessories	1.0000	100.00	100.00
1010.30.4510.5202.100	Copy Paper/Stationary	1.0000	1,200.00	1,200.00
1010.30.4510.5202.100	Dept Pictures	1.0000	2,500.00	2,500.00
1010.30.4510.5202.100	General Operating Supplies	1.0000	4,000.00	4,000.00
1010.30.4510.5202.100	Office Chair for new Lieutenant	1.0000	550.00	550.00
1010.30.4510.5202.100	Promotional Supplies	1.0000	2,500.00	2,500.00
1010.30.4510.5202.100	Special Awards/Plaques	1.0000	1,400.00	1,400.00
1010.30.4510.5202.100	Uniform Allowance - Admin. Assist.	1.0000	300.00	300.00
1010.30.4510.5202.100	Vehicle maintenance-cleaning	1.0000	1,300.00	1,300.00
1010.30.4510.5202.100	VIPS Supplies	1.0000	500.00	500.00
Account <b>5202.100 - Operating Supplies General</b> Totals		Transactions	12	\$17,750.00
Account <b>5203.100 - Repairs and Maint Supplies General</b>				
1010.30.4510.5203.100	Janitorial Supplies	1.0000	2,500.00	2,500.00
Account <b>5203.100 - Repairs and Maint Supplies General</b> Totals		Transactions	1	\$2,500.00
Account <b>5210.100 - Postage General</b>				
1010.30.4510.5210.100	Postage/Shipping	1.0000	1,500.00	1,500.00
Account <b>5210.100 - Postage General</b> Totals		Transactions	1	\$1,500.00
Account <b>5211.135 - Utilities Water and Sewer</b>				
1010.30.4510.5211.135	Water - Black Olive Drive/Sierra Park	12.0000	210.00	2,520.00
Account <b>5211.135 - Utilities Water and Sewer</b> Totals		Transactions	1	\$2,520.00
Account <b>5211.137 - Utilities Electric and Gas</b>				
1010.30.4510.5211.137	Electricity - Black Olive Drive/Sierra Park	1.0000	40,000.00	40,000.00
Account <b>5211.137 - Utilities Electric and Gas</b> Totals		Transactions	1	\$40,000.00
Account <b>5211.139 - Utilities Propane</b>				
1010.30.4510.5211.139	Propane - Sawmill Peak	1.0000	1,750.00	1,750.00
Account <b>5211.139 - Utilities Propane</b> Totals		Transactions	1	\$1,750.00
Account <b>5213.100 - Services, Professional and Contract Services General</b>				
1010.30.4510.5213.100	BINTF	1.0000	12,500.00	12,500.00
1010.30.4510.5213.100	Biometrics - Livescan Relay Fees	1.0000	300.00	300.00
1010.30.4510.5213.100	Blood Draws	1.0000	3,500.00	3,500.00
1010.30.4510.5213.100	Butte Strong Wellness Program/BC Sheriff's Posse	1.0000	13,100.00	13,100.00
1010.30.4510.5213.100	DA Office Digital Forensics	1.0000	5,000.00	5,000.00
1010.30.4510.5213.100	DA Office Subpoena Processing	1.0000	5,000.00	5,000.00
1010.30.4510.5213.100	DOJ Livescan - Internal	1.0000	500.00	500.00



# Budget Transaction Report

Report by Budget Transactions  
Budget Year of 2027  
Budget Level at Department Requested

G/L Account	Transaction	Number of Units	Cost per Unit	Total Amount
<b>EXPENSES</b>				
Fund	<b>1010 - General Fund</b>			
Department	<b>30 - Police</b>			
Program	<b>4510 - Police Administration</b>			
Account	<b>5213.100 - Services, Professional and Contract Services General</b>			
1010.30.4510.5213.100	Evidence Recycle/Disposal	1.0000	502.00	502.00
1010.30.4510.5213.100	Generator Permit	1.0000	261.00	261.00
1010.30.4510.5213.100	IA Investigations	1.0000	10,000.00	10,000.00
1010.30.4510.5213.100	Shred Service	12.0000	36.00	432.00
1010.30.4510.5213.100	Smart 911 3 Year Term 26-29	1.0000	13,500.00	13,500.00
1010.30.4510.5213.100	Stericycle - Hazardous Waste Disposal	1.0000	570.00	570.00
1010.30.4510.5213.100	TB Testing Per OSHA Sworn/PSD/CSO/AC	1.0000	2,600.00	2,600.00
1010.30.4510.5213.100	TLO Transunion	12.0000	345.00	4,140.00
1010.30.4510.5213.100	Valley Toxicology -Drug/Alcohol Analysis	1.0000	2,400.00	2,400.00
Account 5213.100 - Services, Professional and Contract Services General Totals		Transactions	16	<u>\$74,305.00</u>
Account	<b>5214.100 - Repair and Maint Service General</b>			
1010.30.4510.5214.100	Adobe Acrobat Annual Subscription	2.0000	331.00	662.00
1010.30.4510.5214.100	APB Net (Critical Reach)	1.0000	400.00	400.00
1010.30.4510.5214.100	Biometrics Annual	1.0000	1,400.00	1,400.00
1010.30.4510.5214.100	Blue Voice	1.0000	7,000.00	7,000.00
1010.30.4510.5214.100	Copier/Printer Maintenance	1.0000	1,000.00	1,000.00
1010.30.4510.5214.100	CopWare	1.0000	705.00	705.00
1010.30.4510.5214.100	Drinking Water Contract	1.0000	1,300.00	1,300.00
1010.30.4510.5214.100	Entrance Mat Replacement	1.0000	500.00	500.00
1010.30.4510.5214.100	Esri	1.0000	550.00	550.00
1010.30.4510.5214.100	Facility Maintenance/Repairs/Septic Tank/Carpets/Floors	1.0000	27,000.00	27,000.00
1010.30.4510.5214.100	Fire Extinguisher Maintenance/Certification Annual (PD & AC)	1.0000	1,800.00	1,800.00
1010.30.4510.5214.100	IDWholesaler Annual Subscription	1.0000	240.00	240.00
1010.30.4510.5214.100	Janitorial Service	12.0000	2,500.00	30,000.00
1010.30.4510.5214.100	Lefta Annual Subscription	1.0000	6,286.00	6,286.00
1010.30.4510.5214.100	LEFTA FTO Subscription	1.0000	1,070.00	1,070.00
1010.30.4510.5214.100	Legal Update	1.0000	684.00	684.00
1010.30.4510.5214.100	NetMotion	1.0000	5,880.00	5,880.00
1010.30.4510.5214.100	Pest Control	12.0000	41.00	492.00
Account 5214.100 - Repair and Maint Service General Totals		Transactions	18	<u>\$86,969.00</u>
Account	<b>5215.100 - Rents and Leases Miscellaneous</b>			
1010.30.4510.5215.100	Postage Meter and Scale	1.0000	564.00	564.00
1010.30.4510.5215.100	Sawmill Peak Propane Tank	1.0000	1.00	1.00
Account 5215.100 - Rents and Leases Miscellaneous Totals		Transactions	2	<u>\$565.00</u>



# Budget Transaction Report

Report by Budget Transactions  
Budget Year of 2027  
Budget Level at Department Requested

G/L Account	Transaction	Number of Units	Cost per Unit	Total Amount	
<b>EXPENSES</b>					
Fund	<b>1010 - General Fund</b>				
Department	<b>30 - Police</b>				
Program	<b>4510 - Police Administration</b>				
Account	<b>5215.106 - Rents and Leases Copiers</b>				
1010.30.4510.5215.106	Copy Machines	12.0000	112.00	1,344.00	
	Account	5215.106 - Rents and Leases Copiers Totals	Transactions	1	<u>1,344.00</u>
Account	<b>5216.100 - Communications General Services</b>				
1010.30.4510.5216.100	Cell (including MDC Service) SIMs ACO (3) new Tahoes (2)	1.0000	24,500.00	24,500.00	
	Account	5216.100 - Communications General Services Totals	Transactions	1	<u>24,500.00</u>
Account	<b>5218.100 - Advertising General</b>				
1010.30.4510.5218.100	Public Notice	1.0000	200.00	200.00	
	Account	5218.100 - Advertising General Totals	Transactions	1	<u>200.00</u>
Account	<b>5219.100 - Printing General</b>				
1010.30.4510.5219.100	Business Cards/Forms	1.0000	500.00	500.00	
	Account	5219.100 - Printing General Totals	Transactions	1	<u>500.00</u>
Account	<b>5220.100 - Employee Development General</b>				
1010.30.4510.5220.100	New Lieutenant Training Course	1.0000	8,000.00	8,000.00	
1010.30.4510.5220.100	Professional Membership Renewals	1.0000	1,300.00	1,300.00	
1010.30.4510.5220.100	Training Chief/Lieutenant/Admin Asst	1.0000	5,000.00	5,000.00	
	Account	5220.100 - Employee Development General Totals	Transactions	3	<u>14,300.00</u>
Account	<b>5223.105 - Meals and Refreshments Emergencies and Meetings</b>				
1010.30.4510.5223.105	New Employee/Oral Boards/Meetings	1.0000	2,000.00	2,000.00	
	Account	5223.105 - Meals and Refreshments Emergencies and Meetings Totals	Transactions	1	<u>2,000.00</u>
Account	<b>5225 - Bank Fees and Charges</b>				
1010.30.4510.5225	Bank Fees	1.0000	1,400.00	1,400.00	
	Account	5225 - Bank Fees and Charges Totals	Transactions	1	<u>1,400.00</u>
	Program	4510 - Police Administration Totals	Transactions	63	<u>\$274,103.00</u>
Program	<b>4520 - Police Operations</b>				
Account	<b>5202.100 - Operating Supplies General</b>				
1010.30.4520.5202.100	Air / Bloodborne Pathogen Training	1.0000	416.00	416.00	
1010.30.4520.5202.100	Bulletproof Vests	7.0000	1,100.00	7,700.00	
1010.30.4520.5202.100	Cell Phones for IRIMS	1.0000	500.00	500.00	
1010.30.4520.5202.100	CSI Equipment/Supplies/Investigations	1.0000	5,500.00	5,500.00	
1010.30.4520.5202.100	DefensiveTactics Equipment/Supplies	1.0000	5,248.00	5,248.00	
1010.30.4520.5202.100	Narcotic Testing Kits	1.0000	1,600.00	1,600.00	
1010.30.4520.5202.100	New/Current Officer Supplies/Equipment	1.0000	10,000.00	10,000.00	
1010.30.4520.5202.100	Nomex fire protection equipment	1.0000	1,700.00	1,700.00	
1010.30.4520.5202.100	PAS Devices	1.0000	1,500.00	1,500.00	



# Budget Transaction Report

Report by Budget Transactions  
Budget Year of 2027  
Budget Level at Department Requested

G/L Account	Transaction	Number of Units	Cost per Unit	Total Amount
<b>EXPENSES</b>				
Fund	<b>1010 - General Fund</b>			
Department	<b>30 - Police</b>			
Program	<b>4520 - Police Operations</b>			
Account	<b>5202.100 - Operating Supplies General</b>			
1010.30.4520.5202.100	Patrol Ammunitions and Targets	1.0000	27,170.00	27,170.00
1010.30.4520.5202.100	Patrol Vehicle First Aid Kits	1.0000	3,467.00	3,467.00
1010.30.4520.5202.100	Taser Cartridges / Supplies	1.0000	5,600.00	5,600.00
	Account 5202.100 - Operating Supplies General Totals	Transactions	12	\$70,401.00
Account	<b>5204 - Subscriptions and Code Books</b>			
1010.30.4520.5204	Penal/Vehicle Code Books	1.0000	515.00	515.00
	Account 5204 - Subscriptions and Code Books Totals	Transactions	1	\$515.00
Account	<b>5209.101 - Auto Fuel Expense Town Vehicles</b>			
1010.30.4520.5209.101	Department Vehicles	1.0000	80,000.00	80,000.00
	Account 5209.101 - Auto Fuel Expense Town Vehicles Totals	Transactions	1	\$80,000.00
Account	<b>5213.100 - Services, Professional and Contract Services General</b>			
1010.30.4520.5213.100	Officer Exams/Hep B	1.0000	2,000.00	2,000.00
1010.30.4520.5213.100	Preemployment Background	2.0000	2,500.00	5,000.00
1010.30.4520.5213.100	SART	2.0000	2,500.00	5,000.00
1010.30.4520.5213.100	Towing Evidence	1.0000	3,000.00	3,000.00
	Account 5213.100 - Services, Professional and Contract Services General Totals	Transactions	4	\$15,000.00
Account	<b>5214.100 - Repair and Maint Service General</b>			
1010.30.4520.5214.100	Drone Insurance	1.0000	4,200.00	4,200.00
1010.30.4520.5214.100	Drone Maintenance	1.0000	2,380.00	2,380.00
1010.30.4520.5214.100	MDC Repairs	1.0000	2,500.00	2,500.00
1010.30.4520.5214.100	PACE	1.0000	2,910.00	2,910.00
1010.30.4520.5214.100	Proxmox Licensing for Servers	1.0000	5,700.00	5,700.00
1010.30.4520.5214.100	Speedometer Calibration	1.0000	1,500.00	1,500.00
	Account 5214.100 - Repair and Maint Service General Totals	Transactions	6	\$19,190.00
Account	<b>5216.100 - Communications General Services</b>			
1010.30.4520.5216.100	Public Safety Radio System - Monthly Maint (68 units)	1.0000	37,700.00	37,700.00
	Account 5216.100 - Communications General Services Totals	Transactions	1	\$37,700.00
Account	<b>5218.100 - Advertising General</b>			
1010.30.4520.5218.100	Bids	1.0000	200.00	200.00
	Account 5218.100 - Advertising General Totals	Transactions	1	\$200.00
Account	<b>5219.100 - Printing General</b>			
1010.30.4520.5219.100	Business Cards	19.0000	55.00	1,045.00
	Account 5219.100 - Printing General Totals	Transactions	1	\$1,045.00



# Budget Transaction Report

Report by Budget Transactions  
Budget Year of 2027  
Budget Level at Department Requested

G/L Account	Transaction	Number of Units	Cost per Unit	Total Amount
<b>EXPENSES</b>				
Fund	<b>1010 - General Fund</b>			
Department	<b>30 - Police</b>			
Program	<b>4520 - Police Operations</b>			
Account	<b>5220.110 - Employee Development Education Reimb MOU Program</b>			
1010.30.4520.5220.110	MOU Program	3.0000	1,000.00	3,000.00
	Account	<b>5220.110 - Employee Development Education Reimb MOU Program Totals</b>		Transactions
				1
				<u>3,000.00</u>
Account	<b>5223.105 - Meals and Refreshments Emergencies and Meetings</b>			
1010.30.4520.5223.105	Meetings	1.0000	400.00	400.00
	Account	<b>5223.105 - Meals and Refreshments Emergencies and Meetings Totals</b>		Transactions
				1
				<u>400.00</u>
Account	<b>5304 - Furniture &amp; Equipment</b>			
1010.30.4520.5304	10G Core Switch	1.0000	6,000.00	6,000.00
1010.30.4520.5304	PD Server Cluster	1.0000	60,000.00	60,000.00
	Account	<b>5304 - Furniture &amp; Equipment Totals</b>		Transactions
				2
				<u>66,000.00</u>
Account	<b>5501 - Debt Service Payment - Principal</b>			
1010.30.4520.5501	Tasers - Payments to Axon (5 Yr Contract Exp. 8/29)	12.0000	200.00	2,400.00
	Account	<b>5501 - Debt Service Payment - Principal Totals</b>		Transactions
				1
				<u>2,400.00</u>
	Program	<b>4520 - Police Operations Totals</b>		Transactions
				32
				<u>\$295,851.00</u>
Program	<b>4530 - Public Safety Communications</b>			
Account	<b>5202.100 - Operating Supplies General</b>			
1010.30.4530.5202.100	Desktop Scanners	1.0000	600.00	600.00
1010.30.4530.5202.100	Dispatch Supplies	1.0000	1,400.00	1,400.00
1010.30.4530.5202.100	Keyboard and mouse for dispatch	1.0000	500.00	500.00
1010.30.4530.5202.100	Property/Evidence Supplies	1.0000	1,400.00	1,400.00
	Account	<b>5202.100 - Operating Supplies General Totals</b>		Transactions
				4
				<u>\$3,900.00</u>
Account	<b>5204 - Subscriptions and Code Books</b>			
1010.30.4530.5204	2020 National Law Enforcement Directory	1.0000	200.00	200.00
	Account	<b>5204 - Subscriptions and Code Books Totals</b>		Transactions
				1
				<u>200.00</u>
Account	<b>5213.100 - Services, Professional and Contract Services General</b>			
1010.30.4530.5213.100	Background Investigations (1 Dispatchers)	1.0000	2,500.00	2,500.00
1010.30.4530.5213.100	Hep B	1.0000	150.00	150.00
	Account	<b>5213.100 - Services, Professional and Contract Services General Totals</b>		Transactions
				2
				<u>\$2,650.00</u>
Account	<b>5214.100 - Repair and Maint Service General</b>			
1010.30.4530.5214.100	Console Cleaning Service	1.0000	1,500.00	1,500.00
1010.30.4530.5214.100	RIMS Annual Maintenance/Support RIMS, iRIMS & Mobiles (MDC's)	1.0000	30,000.00	30,000.00
	Account	<b>5214.100 - Repair and Maint Service General Totals</b>		Transactions
				2
				<u>\$31,500.00</u>
Account	<b>5216.100 - Communications General Services</b>			
1010.30.4530.5216.100	AT&T & CALNet Circuit Lines	12.0000	128.00	1,536.00
1010.30.4530.5216.100	AT&T & CALNET3 - CIRCUIT LINES Radio Circuit	12.0000	410.00	4,920.00



# Budget Transaction Report

Report by Budget Transactions  
Budget Year of 2027  
Budget Level at Department Requested

G/L Account	Transaction	Number of Units	Cost per Unit	Total Amount
<b>EXPENSES</b>				
Fund	<b>1010 - General Fund</b>			
Department	<b>30 - Police</b>			
Program	<b>4530 - Public Safety Communications</b>			
Account	<b>5216.100 - Communications General Services</b>			
1010.30.4530.5216.100	AT&T Support and Maintenance	1.0000	60,000.00	60,000.00
1010.30.4530.5216.100	AT&T/CALNET3 - Summary	12.0000	2,035.00	24,420.00
1010.30.4530.5216.100	Circuit to Butte County Sheriff	12.0000	104.00	1,240.00
1010.30.4530.5216.100	Eventide Logger/Butte County Info Systems	1.0000	1,800.00	1,800.00
1010.30.4530.5216.100	Voiance Language Services, LLC	12.0000	12.00	144.00
	Account 5216.100 - Communications General Services Totals	Transactions	7	\$94,060.00
Account	<b>5220.100 - Employee Development General</b>			
1010.30.4530.5220.100	3 BDA, 1 CTO, 2 RIMSCon, N Cal CAPE	1.0000	14,000.00	14,000.00
1010.30.4530.5220.100	Memberships	1.0000	550.00	550.00
1010.30.4530.5220.100	Property and Evidence Training	1.0000	2,000.00	2,000.00
	Account 5220.100 - Employee Development General Totals	Transactions	3	\$16,550.00
	Program 4530 - Public Safety Communications Totals	Transactions	19	\$148,860.00
Program	<b>4550 - Fleet Management</b>			
Account	<b>5202.100 - Operating Supplies General</b>			
1010.30.4550.5202.100	Shop Towels, Cleaning Products and Other Shop Supplies	1.0000	13,000.00	13,000.00
	Account 5202.100 - Operating Supplies General Totals	Transactions	1	\$13,000.00
Account	<b>5203.100 - Repairs and Maint Supplies General</b>			
1010.30.4550.5203.100	Generators Maintenance	1.0000	3,000.00	3,000.00
1010.30.4550.5203.100	Maintenance Supplies Including Oil Inventory	1.0000	8,000.00	8,000.00
1010.30.4550.5203.100	Shop Equipment and Tools	1.0000	3,000.00	3,000.00
1010.30.4550.5203.100	Tires - Animal Control	1.0000	1,000.00	1,000.00
1010.30.4550.5203.100	Tires - Community Development & Public Works	1.0000	9,000.00	9,000.00
1010.30.4550.5203.100	Tires - Fire Department	1.0000	11,000.00	11,000.00
1010.30.4550.5203.100	Tires - Police Department	1.0000	9,000.00	9,000.00
1010.30.4550.5203.100	Tires - TH	1.0000	2,000.00	2,000.00
1010.30.4550.5203.100	Vehicle Maintenance Parts - Animal Control	1.0000	4,000.00	4,000.00
1010.30.4550.5203.100	Vehicle Maintenance Parts - Community Development & Public Works	1.0000	10,000.00	10,000.00
1010.30.4550.5203.100	Vehicle Maintenance Parts - Fire Department	1.0000	22,000.00	22,000.00
1010.30.4550.5203.100	Vehicle Maintenance Parts - Police Department	1.0000	24,000.00	24,000.00
1010.30.4550.5203.100	Vehicle Maintenance Parts - TH	1.0000	2,000.00	2,000.00
	Account 5203.100 - Repairs and Maint Supplies General Totals	Transactions	13	\$108,000.00
Account	<b>5203.300 - Repairs and Maint Supplies Accident and Negligence</b>			
1010.30.4550.5203.300	Vehicle Replacement Parts for Accidents/Negligence	1.0000	10,000.00	10,000.00
	Account 5203.300 - Repairs and Maint Supplies Accident and Negligence Totals	Transactions	1	\$10,000.00



# Budget Transaction Report

Report by Budget Transactions  
Budget Year of 2027  
Budget Level at Department Requested

G/L Account	Transaction	Number of Units	Cost per Unit	Total Amount
<b>EXPENSES</b>				
Fund	<b>1010 - General Fund</b>			
Department	<b>30 - Police</b>			
Program	<b>4550 - Fleet Management</b>			
Account	<b>5209.101 - Auto Fuel Expense Town Vehicles</b>			
1010.30.4550.5209.101	Gasoline for Shop Truck	1.0000	3,500.00	3,500.00
	Account <b>5209.101 - Auto Fuel Expense Town Vehicles</b> Totals	Transactions	1	<u>3,500.00</u>
Account	<b>5210.100 - Postage General</b>			
1010.30.4550.5210.100	Postage for Returning Parts	1.0000	50.00	50.00
	Account <b>5210.100 - Postage General</b> Totals	Transactions	1	<u>50.00</u>
Account	<b>5213.100 - Services, Professional and Contract Services General</b>			
1010.30.4550.5213.100	Employee Safety Testing	1.0000	100.00	100.00
1010.30.4550.5213.100	Environmental Health (CUPA) Fee	1.0000	400.00	400.00
1010.30.4550.5213.100	EPA Fee	1.0000	80.00	80.00
1010.30.4550.5213.100	Gas Pump Permit	1.0000	80.00	80.00
1010.30.4550.5213.100	Hazardous Waste Disposal	1.0000	715.00	715.00
1010.30.4550.5213.100	Smog Service	1.0000	245.00	245.00
1010.30.4550.5213.100	SNAP & Diagnostic Testing	1.0000	190.00	190.00
1010.30.4550.5213.100	Towing Service	1.0000	490.00	490.00
	Account <b>5213.100 - Services, Professional and Contract Services General</b> Totals	Transactions	8	<u>\$2,300.00</u>
Account	<b>5214.100 - Repair and Maint Service General</b>			
1010.30.4550.5214.100	Fleet Maintenance Software	1.0000	40,000.00	40,000.00
1010.30.4550.5214.100	Gas Pump Repairs	1.0000	500.00	500.00
1010.30.4550.5214.100	Generators Maintenance and Repairs	1.0000	15,000.00	15,000.00
1010.30.4550.5214.100	Outside Vehicle Repairs - Animal Control	1.0000	3,500.00	3,500.00
1010.30.4550.5214.100	Outside Vehicle Repairs - Community Development	1.0000	4,000.00	4,000.00
1010.30.4550.5214.100	Outside Vehicle Repairs - Fire	1.0000	15,000.00	15,000.00
1010.30.4550.5214.100	Outside Vehicle Repairs - Police	1.0000	5,000.00	5,000.00
1010.30.4550.5214.100	Outside Vehicle Repairs - Public Works	1.0000	5,000.00	5,000.00
	Account <b>5214.100 - Repair and Maint Service General</b> Totals	Transactions	8	<u>\$88,000.00</u>
Account	<b>5214.300 - Repair and Maint Service Accident and Negligence</b>			
1010.30.4550.5214.300	Outside Vehicle Repairs for Accidents/Negligence	1.0000	3,500.00	3,500.00
	Account <b>5214.300 - Repair and Maint Service Accident and Negligence</b> Totals	Transactions	1	<u>3,500.00</u>
Account	<b>5216.100 - Communications General Services</b>			
1010.30.4550.5216.100	Cell Allowance	1.0000	898.00	898.00
	Account <b>5216.100 - Communications General Services</b> Totals	Transactions	1	<u>898.00</u>
Account	<b>5220.100 - Employee Development General</b>			
1010.30.4550.5220.100	Vehicle & Equipment Maintenance Training	2.0000	5,000.00	10,000.00
	Account <b>5220.100 - Employee Development General</b> Totals	Transactions	1	<u>\$10,000.00</u>



# Budget Transaction Report

Report by Budget Transactions  
Budget Year of 2027  
Budget Level at Department Requested

G/L Account	Transaction	Number of Units	Cost per Unit	Total Amount
<b>EXPENSES</b>				
Fund	<b>1010 - General Fund</b>			
Department	<b>30 - Police</b>			
Program	<b>4550 - Fleet Management</b>			
Account	<b>5304 - Furniture &amp; Equipment</b>			
1010.30.4550.5304	Fuel Pump Replacement	1.0000	45,000.00	45,000.00
1010.30.4550.5304	Shop Equipment	1.0000	10,000.00	10,000.00
	Account <b>5304 - Furniture &amp; Equipment</b> Totals	Transactions	2	<u>\$55,000.00</u>
Account	<b>5305 - Vehicles</b>			
1010.30.4550.5305	Fleet Vehcile 2 Replacement	1.0000	60,000.00	60,000.00
	Account <b>5305 - Vehicles</b> Totals	Transactions	1	<u>\$60,000.00</u>
	Program <b>4550 - Fleet Management</b> Totals	Transactions	39	<u>\$354,248.00</u>
	Department <b>30 - Police</b> Totals	Transactions	153	<u>\$1,073,062.00</u>
Department	<b>35 - Fire</b>			
Program	<b>4610 - Fire - Administrative</b>			
Account	<b>5201.100 - Office Supplies General</b>			
1010.35.4610.5201.100	Office Supplies (not paper or ink)	1.0000	400.00	400.00
	Account <b>5201.100 - Office Supplies General</b> Totals	Transactions	1	<u>\$400.00</u>
Account	<b>5202.100 - Operating Supplies General</b>			
1010.35.4610.5202.100	All Stations: Beds, bedding, chairs, appliances	1.0000	2,000.00	2,000.00
1010.35.4610.5202.100	Flag Replacement: US & CA	1.0000	300.00	300.00
1010.35.4610.5202.100	Miscellaneous Operating Supplies	1.0000	200.00	200.00
1010.35.4610.5202.100	Printer Ink Cartridges	1.0000	400.00	400.00
1010.35.4610.5202.100	Printer/Copier Paper	1.0000	600.00	600.00
	Account <b>5202.100 - Operating Supplies General</b> Totals	Transactions	5	<u>\$3,500.00</u>
Account	<b>5203.100 - Repairs and Maint Supplies General</b>			
1010.35.4610.5203.100	All Stations: Consumable products (cleaning, paper products)	1.0000	3,000.00	3,000.00
1010.35.4610.5203.100	All Stations: Facility Maintenance	1.0000	4,450.00	4,450.00
1010.35.4610.5203.100	All Stations: Filters for Air Vac	1.0000	1,000.00	1,000.00
	Account <b>5203.100 - Repairs and Maint Supplies General</b> Totals	Transactions	3	<u>\$8,450.00</u>
Account	<b>5210.100 - Postage General</b>			
1010.35.4610.5210.100	Postage and Shipping	1.0000	300.00	300.00
	Account <b>5210.100 - Postage General</b> Totals	Transactions	1	<u>\$300.00</u>
Account	<b>5211.135 - Utilities Water and Sewer</b>			
1010.35.4610.5211.135	Water Service - Station 81 and 82	1.0000	3,000.00	3,000.00
	Account <b>5211.135 - Utilities Water and Sewer</b> Totals	Transactions	1	<u>\$3,000.00</u>
Account	<b>5211.137 - Utilities Electric and Gas</b>			
1010.35.4610.5211.137	Electric and Gas for Station 81, 82 & Shop	1.0000	42,000.00	42,000.00
	Account <b>5211.137 - Utilities Electric and Gas</b> Totals	Transactions	1	<u>\$42,000.00</u>



# Budget Transaction Report

Report by Budget Transactions  
Budget Year of 2027  
Budget Level at Department Requested

G/L Account	Transaction	Number of Units	Cost per Unit	Total Amount
<b>EXPENSES</b>				
Fund	<b>1010 - General Fund</b>			
Department	<b>35 - Fire</b>			
Program	<b>4610 - Fire - Administrative</b>			
Account	<b>5211.139 - Utilities Propane</b>			
1010.35.4610.5211.139	All Stations: Propane for Barbeques	1.0000	700.00	700.00
	Account <b>5211.139 - Utilities Propane</b> Totals	Transactions	1	<u>700.00</u>
Account	<b>5213.100 - Services, Professional and Contract Services General</b>			
1010.35.4610.5213.100	Access: St 81 Shredding Service	1.0000	780.00	780.00
1010.35.4610.5213.100	HazMat JPA (County of Butte Joint Agreement)	1.0000	2,500.00	2,500.00
1010.35.4610.5213.100	Lien Recording Fees	1.0000	150.00	150.00
1010.35.4610.5213.100	Security Service	1.0000	650.00	650.00
	Account <b>5213.100 - Services, Professional and Contract Services General</b> Totals	Transactions	4	<u>\$4,080.00</u>
Account	<b>5214.100 - Repair and Maint Service General</b>			
1010.35.4610.5214.100	All Stations Cleaning: Carpets, blinds, recliners	1.0000	600.00	600.00
1010.35.4610.5214.100	All Stations: Appliance Repair	1.0000	500.00	500.00
1010.35.4610.5214.100	All Stations: Facility Repairs	1.0000	1,500.00	1,500.00
1010.35.4610.5214.100	Apparatus Bay Door Repairs & Maintenance	1.0000	1,000.00	1,000.00
1010.35.4610.5214.100	Govwell - annual cost/FD portion	1.0000	3,055.00	3,055.00
1010.35.4610.5214.100	St 81 Copier Monthly Maintenance/Usage	1.0000	420.00	420.00
1010.35.4610.5214.100	Station 81 Monthly Pest Control	12.0000	65.00	780.00
1010.35.4610.5214.100	Station 82 Monthly Pest Control	12.0000	50.00	600.00
	Account <b>5214.100 - Repair and Maint Service General</b> Totals	Transactions	8	<u>\$8,455.00</u>
Account	<b>5215.106 - Rents and Leases Copiers</b>			
1010.35.4610.5215.106	Copier Lease	1.0000	780.00	780.00
	Account <b>5215.106 - Rents and Leases Copiers</b> Totals	Transactions	1	<u>780.00</u>
Account	<b>5216.100 - Communications General Services</b>			
1010.35.4610.5216.100	Cell Allowance	1.0000	300.00	300.00
	Account <b>5216.100 - Communications General Services</b> Totals	Transactions	1	<u>300.00</u>
Account	<b>5219.100 - Printing General</b>			
1010.35.4610.5219.100	Flyers & Mailers for Fire Safety - REMOVE? CONFIRM CDD	1.0000	15,000.00	15,000.00
1010.35.4610.5219.100	Random Mailers	1.0000	3,000.00	3,000.00
	Account <b>5219.100 - Printing General</b> Totals	Transactions	2	<u>\$18,000.00</u>
Account	<b>5303 - Improvements</b>			
1010.35.4610.5303	Apparatus Bay Door Replacement	1.0000	8,000.00	8,000.00
1010.35.4610.5303	Electric Bay Door Opener	1.0000	2,000.00	2,000.00
	Account <b>5303 - Improvements</b> Totals	Transactions	2	<u>\$10,000.00</u>



# Budget Transaction Report

Report by Budget Transactions  
Budget Year of 2027  
Budget Level at Department Requested

G/L Account	Transaction	Number of Units	Cost per Unit	Total Amount	
<b>EXPENSES</b>					
Fund <b>1010 - General Fund</b>					
Department <b>35 - Fire</b>					
Program <b>4610 - Fire - Administrative</b>					
Account <b>5304 - Furniture &amp; Equipment</b>					
1010.35.4610.5304	ENGINE 381 MOBILE Radio Replacement	1.0000	12,000.00	12,000.00	
		Account <b>5304 - Furniture &amp; Equipment</b> Totals	Transactions	1	\$12,000.00
		Program <b>4610 - Fire - Administrative</b> Totals	Transactions	32	\$111,965.00
Program <b>4630 - Fire - Suppression</b>					
Account <b>5202.100 - Operating Supplies General</b>					
1010.35.4630.5202.100	Batteries (AA, AAA, C, D, phone)	1.0000	1,300.00	1,300.00	
1010.35.4630.5202.100	EMS Equipment & Supplies	1.0000	5,500.00	5,500.00	
1010.35.4630.5202.100	EMS Oxygen (Bottle exchange)	1.0000	2,000.00	2,000.00	
1010.35.4630.5202.100	Engine Supplies	1.0000	1,250.00	1,250.00	
1010.35.4630.5202.100	Foam (Class A & B) & Haz Mat Supplies	1.0000	1,500.00	1,500.00	
1010.35.4630.5202.100	Handtool Replacement	1.0000	1,000.00	1,000.00	
1010.35.4630.5202.100	PPE: Eyes, Ears, Tape, Etc	1.0000	1,500.00	1,500.00	
		Account <b>5202.100 - Operating Supplies General</b> Totals	Transactions	7	\$14,050.00
Account <b>5202.220 - Operating Supplies FD Personal Protective Equipment</b>					
1010.35.4630.5202.220	PPE Equipment - CalFire VFC Grant	1.0000	10,000.00	10,000.00	
		Account <b>5202.220 - Operating Supplies FD Personal Protective Equipment</b> Totals	Transactions	1	\$10,000.00
Account <b>5203.100 - Repairs and Maint Supplies General</b>					
1010.35.4630.5203.100	Apparatus Cleaning Supplies	1.0000	150.00	150.00	
1010.35.4630.5203.100	Apparatus Equipment Repairs	1.0000	500.00	500.00	
1010.35.4630.5203.100	HT Radio Parts	1.0000	4,000.00	4,000.00	
1010.35.4630.5203.100	Mobile Radio Replacement/Repairs	1.0000	2,500.00	2,500.00	
1010.35.4630.5203.100	SCBA: Air System Maintenance/Supplies	1.0000	1,500.00	1,500.00	
1010.35.4630.5203.100	Small Engine & Equipment Repair/Maintenance	1.0000	750.00	750.00	
		Account <b>5203.100 - Repairs and Maint Supplies General</b> Totals	Transactions	6	\$9,400.00
Account <b>5209.101 - Auto Fuel Expense Town Vehicles</b>					
1010.35.4630.5209.101	Fuel for Engines & Trucks	1.0000	35,000.00	35,000.00	
		Account <b>5209.101 - Auto Fuel Expense Town Vehicles</b> Totals	Transactions	1	\$35,000.00
Account <b>5213.100 - Services, Professional and Contract Services General</b>					
1010.35.4630.5213.100	CAL FIRE Personnel Services	1.0000	5,872,036.00	5,872,036.00	
1010.35.4630.5213.100	MeasureV	1.0000	(250,000.00)	(250,000.00)	
		Account <b>5213.100 - Services, Professional and Contract Services General</b> Totals	Transactions	2	\$5,622,036.00
Account <b>5214.100 - Repair and Maint Service General</b>					
1010.35.4630.5214.100	Equipment/Tools/Apparatus Repairs	1.0000	3,000.00	3,000.00	
1010.35.4630.5214.100	Extinguishers: Repairs & Annual Service	1.0000	1,000.00	1,000.00	



# Budget Transaction Report

Report by Budget Transactions  
Budget Year of 2027  
Budget Level at Department Requested

G/L Account	Transaction	Number of Units	Cost per Unit	Total Amount
<b>EXPENSES</b>				
Fund	<b>1010 - General Fund</b>			
Department	<b>35 - Fire</b>			
Program	<b>4630 - Fire - Suppression</b>			
Account	<b>5214.100 - Repair and Maint Service General</b>			
1010.35.4630.5214.100	Extractor maintenance at Station 81	1.0000	1,500.00	1,500.00
1010.35.4630.5214.100	OSHA ISP PPE Inspections and Repairs	1.0000	5,000.00	5,000.00
1010.35.4630.5214.100	Radio Testing and Repairs	1.0000	1,000.00	1,000.00
1010.35.4630.5214.100	SCBA Annual Testing and Repairs	1.0000	3,500.00	3,500.00
1010.35.4630.5214.100	Scott SCBA Compressor Semi-Annual Testing & Certificate	1.0000	2,000.00	2,000.00
	Account <b>5214.100 - Repair and Maint Service General</b> Totals	Transactions	7	<u>\$17,000.00</u>
Account	<b>5220.100 - Employee Development General</b>			
1010.35.4630.5220.100	EMT Certification & Other Training	1.0000	500.00	500.00
	Account <b>5220.100 - Employee Development General</b> Totals	Transactions	1	<u>\$500.00</u>
Account	<b>5223.105 - Meals and Refreshments Emergencies and Meetings</b>			
1010.35.4630.5223.105	Meals & Refreshments- Employees	1.0000	200.00	200.00
	Account <b>5223.105 - Meals and Refreshments Emergencies and Meetings</b> Totals	Transactions	1	<u>\$200.00</u>
Account	<b>5269.135 - Emergency Incident Costs Fire Related</b>			
1010.35.4630.5269.135	Emergency Incident Costs: Fire Related	1.0000	250.00	250.00
	Account <b>5269.135 - Emergency Incident Costs Fire Related</b> Totals	Transactions	1	<u>\$250.00</u>
Account	<b>5304 - Furniture &amp; Equipment</b>			
1010.35.4630.5304	Chainsaw & Engine Equipment	1.0000	10,000.00	10,000.00
1010.35.4630.5304	Fire Hose & Nozzles	1.0000	9,500.00	9,500.00
1010.35.4630.5304	INSTALL OF NEW MOTOROLLA CONSOLETTTE	1.0000	5,000.00	5,000.00
1010.35.4630.5304	Personal Protective Equipment (PPE)	1.0000	10,000.00	10,000.00
	Account <b>5304 - Furniture &amp; Equipment</b> Totals	Transactions	4	<u>\$34,500.00</u>
Account	<b>5305 - Vehicles</b>			
1010.35.4630.5305	NEW E382 UPFIT	1.0000	30,000.00	30,000.00
	Account <b>5305 - Vehicles</b> Totals	Transactions	1	<u>\$30,000.00</u>
	Program <b>4630 - Fire - Suppression</b> Totals	Transactions	32	<u>\$5,772,936.00</u>
Program	<b>4640 - Fire - Volunteer Program</b>			
Account	<b>5202.100 - Operating Supplies General</b>			
1010.35.4640.5202.100	Pagers	1.0000	100.00	100.00
1010.35.4640.5202.100	Personal Protective Equipment	1.0000	100.00	100.00
1010.35.4640.5202.100	Uniforms	1.0000	100.00	100.00
	Account <b>5202.100 - Operating Supplies General</b> Totals	Transactions	3	<u>\$300.00</u>
Account	<b>5213.100 - Services, Professional and Contract Services General</b>			
1010.35.4640.5213.100	Additional Items	1.0000	500.00	500.00
	Account <b>5213.100 - Services, Professional and Contract Services General</b> Totals	Transactions	1	<u>\$500.00</u>
	Program <b>4640 - Fire - Volunteer Program</b> Totals	Transactions	4	<u>\$800.00</u>



# Budget Transaction Report

Report by Budget Transactions  
Budget Year of 2027  
Budget Level at Department Requested

G/L Account	Transaction	Number of Units	Cost per Unit	Total Amount
<b>EXPENSES</b>				
Fund	<b>1010 - General Fund</b>			
		Department	<b>35 - Fire</b>	Totals
		Transactions	68	\$5,885,701.00
Department	<b>40 - Community Development</b>			
Program	<b>4720 - CDD Planning</b>			
Account	<b>5201.100 - Office Supplies General</b>			
1010.40.4720.5201.100	Pens, Batteries, and other Office Supplies	1.0000	200.00	200.00
	Account	<b>5201.100 - Office Supplies General</b>	Totals	
		Transactions	1	\$200.00
Account	<b>5202.100 - Operating Supplies General</b>			
1010.40.4720.5202.100	Paper, file folders, toner, and Community Event Supplies	1.0000	1,200.00	1,200.00
1010.40.4720.5202.100	Uniform Allowance	1.0000	2,000.00	2,000.00
	Account	<b>5202.100 - Operating Supplies General</b>	Totals	
		Transactions	2	\$3,200.00
Account	<b>5209.101 - Auto Fuel Expense Town Vehicles</b>			
1010.40.4720.5209.101	Fuel - town vehicles	1.0000	3,500.00	3,500.00
	Account	<b>5209.101 - Auto Fuel Expense Town Vehicles</b>	Totals	
		Transactions	1	\$3,500.00
Account	<b>5210.100 - Postage General</b>			
1010.40.4720.5210.100	General Postage	1.0000	500.00	500.00
	Account	<b>5210.100 - Postage General</b>	Totals	
		Transactions	1	\$500.00
Account	<b>5213.100 - Services, Professional and Contract Services General</b>			
1010.40.4720.5213.100	Abatement Other Title Guarantees Etc.	1.0000	15,000.00	15,000.00
1010.40.4720.5213.100	LEGAL PUBLIC NUISANCE	1.0000	25,000.00	25,000.00
1010.40.4720.5213.100	RV ABATEMENT	1.0000	150,000.00	150,000.00
1010.40.4720.5213.100	WEED ABATEMENT	1.0000	270,000.00	270,000.00
	Account	<b>5213.100 - Services, Professional and Contract Services General</b>	Totals	
		Transactions	4	\$460,000.00
Account	<b>5214.100 - Repair and Maint Service General</b>			
1010.40.4720.5214.100	Host Compliance Software Renewal	1.0000	6,800.00	6,800.00
	Account	<b>5214.100 - Repair and Maint Service General</b>	Totals	
		Transactions	1	\$6,800.00
Account	<b>5216.100 - Communications General Services</b>			
1010.40.4720.5216.100	Cell phone service (x3)	1.0000	1,800.00	1,800.00
1010.40.4720.5216.100	Radio System - Monthly Maint. Fee (4 units)	1.0000	2,300.00	2,300.00
	Account	<b>5216.100 - Communications General Services</b>	Totals	
		Transactions	2	\$4,100.00
Account	<b>5218.100 - Advertising General</b>			
1010.40.4720.5218.100	Public hearing notices and ordinance revisions	1.0000	2,000.00	2,000.00
	Account	<b>5218.100 - Advertising General</b>	Totals	
		Transactions	1	\$2,000.00
Account	<b>5219.100 - Printing General</b>			
1010.40.4720.5219.100	Business Cards	1.0000	300.00	300.00
	Account	<b>5219.100 - Printing General</b>	Totals	
		Transactions	1	\$300.00
Account	<b>5220.100 - Employee Development General</b>			
1010.40.4720.5220.100	CACEO Code Week	2.0000	2,500.00	5,000.00



# Budget Transaction Report

Report by Budget Transactions  
Budget Year of 2027  
Budget Level at Department Requested

G/L Account	Transaction	Number of Units	Cost per Unit	Total Amount	
<b>EXPENSES</b>					
Fund	<b>1010 - General Fund</b>				
Department	<b>40 - Community Development</b>				
Program	<b>4720 - CDD Planning</b>				
Account	<b>5220.100 - Employee Development General</b>				
1010.40.4720.5220.100	Trainings and Seminars	8.0000	500.00	4,000.00	
	Account	5220.100 - Employee Development General Totals	Transactions	2	9,000.00
Account	<b>5223.105 - Meals and Refreshments Emergencies and Meetings</b>				
1010.40.4720.5223.105	Meals & Refreshment, Meetings	1.0000	3,500.00	3,500.00	
	Account	5223.105 - Meals and Refreshments Emergencies and Meetings Totals	Transactions	1	3,500.00
Account	<b>5303 - Improvements</b>				
1010.40.4720.5303	Exterior Building Repairs	1.0000	20,000.00	20,000.00	
	Account	5303 - Improvements Totals	Transactions	1	20,000.00
Account	<b>5304 - Furniture &amp; Equipment</b>				
1010.40.4720.5304	Touch Screen Monitor replacement	1.0000	5,100.00	5,100.00	
	Account	5304 - Furniture & Equipment Totals	Transactions	1	5,100.00
	Program	4720 - CDD Planning Totals	Transactions	19	518,200.00
Program	<b>4731 - CDD - Fire Prevention</b>				
Account	<b>5201.100 - Office Supplies General</b>				
1010.40.4731.5201.100	Office Supplies	1.0000	140.00	140.00	
	Account	5201.100 - Office Supplies General Totals	Transactions	1	140.00
Account	<b>5202.100 - Operating Supplies General</b>				
1010.40.4731.5202.100	Operating Supplies	1.0000	2,000.00	2,000.00	
1010.40.4731.5202.100	PPE Replacements	1.0000	2,250.00	2,250.00	
1010.40.4731.5202.100	Tablets & Covers for Inspectors	1.0000	750.00	750.00	
	Account	5202.100 - Operating Supplies General Totals	Transactions	3	5,000.00
Account	<b>5209.101 - Auto Fuel Expense Town Vehicles</b>				
1010.40.4731.5209.101	2 Inspectors	1.0000	3,900.00	3,900.00	
	Account	5209.101 - Auto Fuel Expense Town Vehicles Totals	Transactions	1	3,900.00
Account	<b>5214.100 - Repair and Maint Service General</b>				
1010.40.4731.5214.100	PPE	1.0000	2,250.00	2,250.00	
	Account	5214.100 - Repair and Maint Service General Totals	Transactions	1	2,250.00
Account	<b>5216.100 - Communications General Services</b>				
1010.40.4731.5216.100	2 Inspectors	12.0000	105.00	1,260.00	
1010.40.4731.5216.100	Radio System - Monthly Maint Fee	2.0000	325.00	650.00	
	Account	5216.100 - Communications General Services Totals	Transactions	2	1,910.00
Account	<b>5219.100 - Printing General</b>				
1010.40.4731.5219.100	Annual Mailer	1.0000	20,000.00	20,000.00	
	Account	5219.100 - Printing General Totals	Transactions	1	20,000.00



# Budget Transaction Report

Report by Budget Transactions  
Budget Year of 2027  
Budget Level at Department Requested

G/L Account	Transaction	Number of Units	Cost per Unit	Total Amount
<b>EXPENSES</b>				
Fund <b>1010 - General Fund</b>				
Department <b>40 - Community Development</b>				
	Program <b>4731 - CDD - Fire Prevention</b> Totals	Transactions	9	<u>\$33,200.00</u>
	Program <b>4780 - CDD - Waste Management</b>			
	Account <b>5213.100 - Services, Professional and Contract Services General</b>			
1010.40.4780.5213.100	530 Food Rescue Contract (SB 1383 Compliance)	1.0000	19,609.00	19,609.00
1010.40.4780.5213.100	HHW Grant	1.0000	10,000.00	10,000.00
1010.40.4780.5213.100	Organic Waste Procurement (SB 1383 Compliance)	1.0000	10,000.00	10,000.00
1010.40.4780.5213.100	Used Oil Grant	1.0000	5,000.00	5,000.00
1010.40.4780.5213.100	Waste Tire Contracts	1.0000	15,000.00	15,000.00
	Account <b>5213.100 - Services, Professional and Contract Services General</b> Totals	Transactions	5	<u>\$59,609.00</u>
	Program <b>4780 - CDD - Waste Management</b> Totals	Transactions	5	<u>\$59,609.00</u>
	Department <b>40 - Community Development</b> Totals	Transactions	33	<u>\$611,009.00</u>
Department <b>45 - Public Works</b>				
Program <b>4740 - Public Works - Engineering</b>				
	Account <b>5201.100 - Office Supplies General</b>			
1010.45.4740.5201.100	Office Supplies (Pens, Folders, Drafting Supplies)	1.0000	2,000.00	2,000.00
	Account <b>5201.100 - Office Supplies General</b> Totals	Transactions	1	<u>\$2,000.00</u>
	Account <b>5202.100 - Operating Supplies General</b>			
1010.45.4740.5202.100	Additional Items	1.0000	6,000.00	6,000.00
1010.45.4740.5202.100	PPE for Field Inspections	1.0000	2,000.00	2,000.00
	Account <b>5202.100 - Operating Supplies General</b> Totals	Transactions	2	<u>\$8,000.00</u>
	Account <b>5209.101 - Auto Fuel Expense Town Vehicles</b>			
1010.45.4740.5209.101	Fuel	1.0000	2,500.00	2,500.00
	Account <b>5209.101 - Auto Fuel Expense Town Vehicles</b> Totals	Transactions	1	<u>\$2,500.00</u>
	Account <b>5210.100 - Postage General</b>			
1010.45.4740.5210.100	Postage	1.0000	150.00	150.00
	Account <b>5210.100 - Postage General</b> Totals	Transactions	1	<u>\$150.00</u>
	Account <b>5213.100 - Services, Professional and Contract Services General</b>			
1010.45.4740.5213.100	Bureau Veritas Civil Design Review Contract (BRC)	1.0000	250,000.00	250,000.00
1010.45.4740.5213.100	Legal Specialty Services	1.0000	20,000.00	20,000.00
1010.45.4740.5213.100	Misc. Engineering Services	1.0000	20,000.00	20,000.00
1010.45.4740.5213.100	Northstar Surveying Contract	1.0000	40,000.00	40,000.00
1010.45.4740.5213.100	Recruitment and Hiring Costs	1.0000	5,000.00	5,000.00
	Account <b>5213.100 - Services, Professional and Contract Services General</b> Totals	Transactions	5	<u>\$335,000.00</u>
	Account <b>5214.100 - Repair and Maint Service General</b>			
1010.45.4740.5214.100	Engineering Software Renewals	1.0000	18,000.00	18,000.00
	Account <b>5214.100 - Repair and Maint Service General</b> Totals	Transactions	1	<u>\$18,000.00</u>



# Budget Transaction Report

Report by Budget Transactions  
Budget Year of 2027  
Budget Level at Department Requested

G/L Account	Transaction	Number of Units	Cost per Unit	Total Amount
<b>EXPENSES</b>				
Fund	<b>1010 - General Fund</b>			
Department	<b>45 - Public Works</b>			
Program	<b>4740 - Public Works - Engineering</b>			
Account	<b>5216.100 - Communications General Services</b>			
1010.45.4740.5216.100	Cell Allowance	1.0000	2,334.00	2,334.00
	Account	<b>5216.100 - Communications General Services Totals</b>		Transactions
			1	<u>2,334.00</u>
Account	<b>5218.100 - Advertising General</b>			
1010.45.4740.5218.100	Advertising	1.0000	1,000.00	1,000.00
	Account	<b>5218.100 - Advertising General Totals</b>		Transactions
			1	<u>1,000.00</u>
Account	<b>5220.100 - Employee Development General</b>			
1010.45.4740.5220.100	Employee Training, Certifications & Travel	1.0000	15,000.00	15,000.00
	Account	<b>5220.100 - Employee Development General Totals</b>		Transactions
			1	<u>15,000.00</u>
Account	<b>5223.105 - Meals and Refreshments Emergencies and Meetings</b>			
1010.45.4740.5223.105	Meals	1.0000	500.00	500.00
	Account	<b>5223.105 - Meals and Refreshments Emergencies and Meetings Totals</b>		Transactions
			1	<u>500.00</u>
Account	<b>5304 - Furniture &amp; Equipment</b>			
1010.45.4740.5304	Department Furniture	1.0000	5,000.00	5,000.00
	Account	<b>5304 - Furniture &amp; Equipment Totals</b>		Transactions
			1	<u>5,000.00</u>
	Program	<b>4740 - Public Works - Engineering Totals</b>		Transactions
			16	<u>\$389,484.00</u>
Program	<b>4745 - Paradise Community Park</b>			
Account	<b>5202.100 - Operating Supplies General</b>			
1010.45.4745.5202.100	Park Operating Supplies	1.0000	5,000.00	5,000.00
	Account	<b>5202.100 - Operating Supplies General Totals</b>		Transactions
			1	<u>5,000.00</u>
Account	<b>5203.100 - Repairs and Maint Supplies General</b>			
1010.45.4745.5203.100	Supplies	1.0000	2,000.00	2,000.00
	Account	<b>5203.100 - Repairs and Maint Supplies General Totals</b>		Transactions
			1	<u>2,000.00</u>
Account	<b>5211.135 - Utilities Water and Sewer</b>			
1010.45.4745.5211.135	Water Service	1.0000	3,000.00	3,000.00
	Account	<b>5211.135 - Utilities Water and Sewer Totals</b>		Transactions
			1	<u>3,000.00</u>
Account	<b>5211.137 - Utilities Electric and Gas</b>			
1010.45.4745.5211.137	Electricity and Gas	1.0000	5,000.00	5,000.00
	Account	<b>5211.137 - Utilities Electric and Gas Totals</b>		Transactions
			1	<u>5,000.00</u>
Account	<b>5214.100 - Repair and Maint Service General</b>			
1010.45.4745.5214.100	Contract Landscaping & Maintenance	1.0000	60,000.00	60,000.00
1010.45.4745.5214.100	Downtown Landscaping	1.0000	25,000.00	25,000.00
	Account	<b>5214.100 - Repair and Maint Service General Totals</b>		Transactions
			2	<u>\$85,000.00</u>



# Budget Transaction Report

Report by Budget Transactions  
Budget Year of 2027  
Budget Level at Department Requested

G/L Account	Transaction	Number of Units	Cost per Unit	Total Amount	
<b>EXPENSES</b>					
Fund	<b>1010 - General Fund</b>				
Department	<b>45 - Public Works</b>				
Program	<b>4745 - Paradise Community Park</b>				
Account	<b>5216.100 - Communications General Services</b>				
1010.45.4745.5216.100	Sewer Alarm	1.0000	300.00	300.00	
	Account	<b>5216.100 - Communications General Services Totals</b>		Transactions 1	<u>300.00</u>
		Program <b>4745 - Paradise Community Park Totals</b>		Transactions 7	<u>\$100,300.00</u>
Program	<b>4747 - Public Facilities</b>				
Account	<b>5202.100 - Operating Supplies General</b>				
1010.45.4747.5202.100	Ops Supplies	1.0000	500.00	500.00	
	Account	<b>5202.100 - Operating Supplies General Totals</b>		Transactions 1	<u>\$500.00</u>
Account	<b>5203.100 - Repairs and Maint Supplies General</b>				
1010.45.4747.5203.100	BRC Camera Server Replacement	1.0000	3,500.00	3,500.00	
1010.45.4747.5203.100	Repair Supplies	1.0000	50,000.00	50,000.00	
	Account	<b>5203.100 - Repairs and Maint Supplies General Totals</b>		Transactions 2	<u>\$53,500.00</u>
Account	<b>5211.135 - Utilities Water and Sewer</b>				
1010.45.4747.5211.135	Water Service for Town Facilities	1.0000	8,500.00	8,500.00	
	Account	<b>5211.135 - Utilities Water and Sewer Totals</b>		Transactions 1	<u>\$8,500.00</u>
Account	<b>5211.137 - Utilities Electric and Gas</b>				
1010.45.4747.5211.137	Gas & Electric	1.0000	300.00	300.00	
	Account	<b>5211.137 - Utilities Electric and Gas Totals</b>		Transactions 1	<u>\$300.00</u>
Account	<b>5214.100 - Repair and Maint Service General</b>				
1010.45.4747.5214.100	Carpet Cleaning	1.0000	3,500.00	3,500.00	
1010.45.4747.5214.100	Irrigation repairs	1.0000	2,500.00	2,500.00	
1010.45.4747.5214.100	Landscaping - Town Hall & PD	1.0000	10,000.00	10,000.00	
	Account	<b>5214.100 - Repair and Maint Service General Totals</b>		Transactions 3	<u>\$16,000.00</u>
Account	<b>5216.100 - Communications General Services</b>				
1010.45.4747.5216.100	Comms	1.0000	1,000.00	1,000.00	
	Account	<b>5216.100 - Communications General Services Totals</b>		Transactions 1	<u>\$1,000.00</u>
Account	<b>5220.100 - Employee Development General</b>				
1010.45.4747.5220.100	Employee Development	1.0000	2,000.00	2,000.00	
	Account	<b>5220.100 - Employee Development General Totals</b>		Transactions 1	<u>\$2,000.00</u>
Account	<b>5223.101 - Meals and Refreshments Employee Meals-MOU Overtime</b>				
1010.45.4747.5223.101	Meals MOU Overtime	1.0000	250.00	250.00	
	Account	<b>5223.101 - Meals and Refreshments Employee Meals-MOU Overtime Totals</b>		Transactions 1	<u>\$250.00</u>
Account	<b>5303 - Improvements</b>				
1010.45.4747.5303	BRC Cameras and Server	1.0000	9,798.00	9,798.00	
1010.45.4747.5303	Fuel Pumps	1.0000	40,000.00	40,000.00	



# Budget Transaction Report

Report by Budget Transactions  
Budget Year of 2027  
Budget Level at Department Requested

G/L Account	Transaction	Number of Units	Cost per Unit	Total Amount
<b>EXPENSES</b>				
Fund	<b>1010 - General Fund</b>			
Department	<b>45 - Public Works</b>			
Program	<b>4747 - Public Facilities</b>			
Account	<b>5303 - Improvements</b>			
1010.45.4747.5303	Town Hall Exterior Double Doors	1.0000	12,850.00	12,850.00
1010.45.4747.5303	Town Hall RFID Card Reader	1.0000	8,311.00	8,311.00
1010.45.4747.5303	Unexpected Projects	1.0000	75,000.00	75,000.00
	Account <b>5303 - Improvements</b> Totals	Transactions	5	<u>\$145,959.00</u>
Account	<b>5304 - Furniture &amp; Equipment</b>			
1010.45.4747.5304	Scissor Lift/Trailer	1.0000	6,960.00	6,960.00
	Account <b>5304 - Furniture &amp; Equipment</b> Totals	Transactions	1	<u>\$6,960.00</u>
	Program <b>4747 - Public Facilities</b> Totals	Transactions	17	<u>\$234,969.00</u>
	Department <b>45 - Public Works</b> Totals	Transactions	40	<u>\$724,753.00</u>
Department	<b>60 - RDA</b>			
Program	<b>4975 - Successor RDANH Operations</b>			
Account	<b>5213.100 - Services, Professional and Contract Services General</b>			
1010.60.4975.5213.100	RDA Consultants/Disclosures	1.0000	25,000.00	25,000.00
	Account <b>5213.100 - Services, Professional and Contract Services General</b> Totals	Transactions	1	<u>\$25,000.00</u>
	Program <b>4975 - Successor RDANH Operations</b> Totals	Transactions	1	<u>\$25,000.00</u>
	Department <b>60 - RDA</b> Totals	Transactions	1	<u>\$25,000.00</u>
Department	<b>65 - Emergency Mngmt &amp; Disaster Recov</b>			
Program	<b>4205 - Disaster Recovery</b>			
Account	<b>5201.100 - Office Supplies General</b>			
1010.65.4205.5201.100	Office Supplies General	1.0000	600.00	600.00
	Account <b>5201.100 - Office Supplies General</b> Totals	Transactions	1	<u>\$600.00</u>
Account	<b>5202.100 - Operating Supplies General</b>			
1010.65.4205.5202.100	Advocacy	1.0000	5,000.00	5,000.00
1010.65.4205.5202.100	Campfire Anniversary Supplies	1.0000	5,000.00	5,000.00
1010.65.4205.5202.100	Event Supplies (Appleseed, Party N Park, Gold Nugget)	3.0000	500.00	1,500.00
1010.65.4205.5202.100	Operating Supplies General	1.0000	200.00	200.00
1010.65.4205.5202.100	Workstation for new employee	1.0000	1,500.00	1,500.00
	Account <b>5202.100 - Operating Supplies General</b> Totals	Transactions	5	<u>\$13,200.00</u>
Account	<b>5204 - Subscriptions and Code Books</b>			
1010.65.4205.5204	Adobe	1.0000	281.00	281.00
1010.65.4205.5204	Subscriptions and Code Books	1.0000	300.00	300.00
	Account <b>5204 - Subscriptions and Code Books</b> Totals	Transactions	2	<u>\$581.00</u>
Account	<b>5210.100 - Postage General</b>			
1010.65.4205.5210.100	Postage General	1.0000	800.00	800.00
	Account <b>5210.100 - Postage General</b> Totals	Transactions	1	<u>\$800.00</u>



# Budget Transaction Report

Report by Budget Transactions  
Budget Year of 2027  
Budget Level at Department Requested

G/L Account	Transaction	Number of Units	Cost per Unit	Total Amount
<b>EXPENSES</b>				
Fund	<b>1010 - General Fund</b>			
Department	<b>65 - Emergency Mngmt &amp; Disaster Recov</b>			
Program	<b>4205 - Disaster Recovery</b>			
Account	<b>5213.100 - Services, Professional and Contract Services General</b>			
1010.65.4205.5213.100	3CORE Membership	1.0000	5,500.00	5,500.00
1010.65.4205.5213.100	Broad and Gusman Contract	12.0000	4,000.00	48,000.00
1010.65.4205.5213.100	Placer.AI Software	1.0000	15,000.00	15,000.00
1010.65.4205.5213.100	Population & Demographics Survey	1.0000	15,000.00	15,000.00
1010.65.4205.5213.100	The Ferguson Group Contract	12.0000	5,000.00	60,000.00
1010.65.4205.5213.100	TOT Community Investment Grant	1.0000	140,000.00	140,000.00
	Account 5213.100 - Services, Professional and Contract Services General Totals	Transactions	6	\$283,500.00
Account	<b>5216.100 - Communications General Services</b>			
1010.65.4205.5216.100	Cell Phone Services	12.0000	50.00	600.00
	Account 5216.100 - Communications General Services Totals	Transactions	1	\$600.00
Account	<b>5218.100 - Advertising General</b>			
1010.65.4205.5218.100	Advertising RFPs	5.0000	25.00	125.00
1010.65.4205.5218.100	Event Budget (Gold Nugget, Johnny Appleseed)	2.0000	500.00	1,000.00
	Account 5218.100 - Advertising General Totals	Transactions	2	\$1,125.00
Account	<b>5218.200 - Advertising Business Attraction</b>			
1010.65.4205.5218.200	Business Attraction	1.0000	30,000.00	30,000.00
1010.65.4205.5218.200	Marketing Collateral - Videos and Paid Advertising	1.0000	15,000.00	15,000.00
1010.65.4205.5218.200	Paradise Business Ombudsman Program (Biz Pro)	1.0000	5,000.00	5,000.00
	Account 5218.200 - Advertising Business Attraction Totals	Transactions	3	\$50,000.00
Account	<b>5219.100 - Printing General</b>			
1010.65.4205.5219.100	Firewise Communities Postcards	1.0000	5,000.00	5,000.00
	Account 5219.100 - Printing General Totals	Transactions	1	\$5,000.00
Account	<b>5220.100 - Employee Development General</b>			
1010.65.4205.5220.100	Association Memberships	1.0000	1,000.00	1,000.00
1010.65.4205.5220.100	Training and Travel	1.0000	9,500.00	9,500.00
	Account 5220.100 - Employee Development General Totals	Transactions	2	\$10,500.00
Account	<b>5223.105 - Meals and Refreshments Emergencies and Meetings</b>			
1010.65.4205.5223.105	Community Committee Lunches	5.0000	250.00	1,250.00
	Account 5223.105 - Meals and Refreshments Emergencies and Meetings Totals	Transactions	1	\$1,250.00
	Program 4205 - Disaster Recovery Totals	Transactions	25	\$367,156.00
Program	<b>4615 - EOC</b>			
Account	<b>5202.100 - Operating Supplies General</b>			
1010.65.4615.5202.100	EOC Equipment	1.0000	1,000.00	1,000.00
1010.65.4615.5202.100	EOC Supplies	1.0000	1,500.00	1,500.00
	Account 5202.100 - Operating Supplies General Totals	Transactions	2	\$2,500.00



# Budget Transaction Report

Report by Budget Transactions  
Budget Year of 2027  
Budget Level at Department Requested

G/L Account	Transaction	Number of Units	Cost per Unit	Total Amount	
<b>EXPENSES</b>					
Fund <b>1010 - General Fund</b>					
Department <b>65 - Emergency Mngmt &amp; Disaster Recov</b>					
Program <b>4615 - EOC</b>					
Account <b>5211.137 - Utilities Electric and Gas</b>					
1010.65.4615.5211.137	PG&E for 21 Towers	15.0000	252.00	3,780.00	
		Account <b>5211.137 - Utilities Electric and Gas</b> Totals	Transactions	1	<u>3,780.00</u>
Account <b>5213.100 - Services, Professional and Contract Services General</b>					
1010.65.4615.5213.100	EOC Software - VEOCI	1.0000	42,675.00	42,675.00	
		Account <b>5213.100 - Services, Professional and Contract Services General</b> Totals	Transactions	1	<u>\$42,675.00</u>
Account <b>5214.100 - Repair and Maint Service General</b>					
1010.65.4615.5214.100	Emergency Warning Sirens	1.0000	7,500.00	7,500.00	
		Account <b>5214.100 - Repair and Maint Service General</b> Totals	Transactions	1	<u>\$7,500.00</u>
Account <b>5216.100 - Communications General Services</b>					
1010.65.4615.5216.100	AM 1500	1.0000	120.00	120.00	
1010.65.4615.5216.100	Communications General Services	1.0000	1,200.00	1,200.00	
1010.65.4615.5216.100	EOC Telephone Line	12.0000	23.50	282.00	
1010.65.4615.5216.100	RingCentral	1.0000	1,400.00	1,400.00	
1010.65.4615.5216.100	SBA Equipment Tower Rental	1.0000	1,922.00	1,922.00	
1010.65.4615.5216.100	Three Repeaters	12.0000	394.00	4,728.00	
		Account <b>5216.100 - Communications General Services</b> Totals	Transactions	6	<u>\$9,652.00</u>
Account <b>5223.105 - Meals and Refreshments Emergencies and Meetings</b>					
1010.65.4615.5223.105	EOC Meals for Training or Incident	8.0000	500.00	4,000.00	
		Account <b>5223.105 - Meals and Refreshments Emergencies and Meetings</b> Totals	Transactions	1	<u>\$4,000.00</u>
		Program <b>4615 - EOC</b> Totals	Transactions	12	<u>\$70,107.00</u>
		Department <b>65 - Emergency Mngmt &amp; Disaster Recov</b> Totals	Transactions	37	<u>\$437,263.00</u>
		Fund <b>1010 - General Fund</b> Totals	Transactions	532	<u>\$12,530,875.00</u>
Fund <b>2030 - Building Safety &amp; Waste Wtr Svcs</b>					
Department <b>40 - Community Development</b>					
Program <b>4730 - Building and Onsite Inspections</b>					
Account <b>5201.100 - Office Supplies General</b>					
2030.40.4730.5201.100	Pens, Post-its, White out, Paper Clips, Lysol Wipes, Binders	1.0000	2,000.00	2,000.00	
		Account <b>5201.100 - Office Supplies General</b> Totals	Transactions	1	<u>\$2,000.00</u>
Account <b>5202.100 - Operating Supplies General</b>					
2030.40.4730.5202.100	Bottled Water	1.0000	2,000.00	2,000.00	
2030.40.4730.5202.100	Chair & Desk Replacements	1.0000	1,000.00	1,000.00	
2030.40.4730.5202.100	Community Event Supplies	1.0000	2,000.00	2,000.00	
2030.40.4730.5202.100	Computers & Monitors	6.0000	2,000.00	12,000.00	
2030.40.4730.5202.100	Field safety gear	1.0000	1,500.00	1,500.00	



# Budget Transaction Report

Report by Budget Transactions  
Budget Year of 2027  
Budget Level at Department Requested

G/L Account	Transaction	Number of Units	Cost per Unit	Total Amount
<b>EXPENSES</b>				
Fund	<b>2030 - Building Safety &amp; Waste Wtr Svcs</b>			
Department	<b>40 - Community Development</b>			
Program	<b>4730 - Building and Onsite Inspections</b>			
Account	<b>5202.100 - Operating Supplies General</b>			
2030.40.4730.5202.100	Field Tools and Supplies	1.0000	2,000.00	2,000.00
2030.40.4730.5202.100	Paper, File Folders and Toner	1.0000	3,500.00	3,500.00
2030.40.4730.5202.100	Tablets for Inspectors	2.0000	500.00	1,000.00
2030.40.4730.5202.100	Uniform Allowance	1.0000	5,000.00	5,000.00
	Account 5202.100 - Operating Supplies General Totals	Transactions	9	\$30,000.00
Account	<b>5203.100 - Repairs and Maint Supplies General</b>			
2030.40.4730.5203.100	HVAC/Plumbing/Facilities Repairs for BRC	1.0000	4,000.00	4,000.00
2030.40.4730.5203.100	Janitorial Supplies for BRC	1.0000	2,500.00	2,500.00
2030.40.4730.5203.100	Vehicle Repair/Maintenance	1.0000	2,000.00	2,000.00
	Account 5203.100 - Repairs and Maint Supplies General Totals	Transactions	3	\$8,500.00
Account	<b>5204 - Subscriptions and Code Books</b>			
2030.40.4730.5204	Fire & Building Code Books	1.0000	4,500.00	4,500.00
2030.40.4730.5204	NFPA NCSS	1.0000	1,800.00	1,800.00
	Account 5204 - Subscriptions and Code Books Totals	Transactions	2	\$6,300.00
Account	<b>5209.101 - Auto Fuel Expense Town Vehicles</b>			
2030.40.4730.5209.101	Fuel - Inspection Vehicles	1.0000	18,500.00	18,500.00
	Account 5209.101 - Auto Fuel Expense Town Vehicles Totals	Transactions	1	\$18,500.00
Account	<b>5210.100 - Postage General</b>			
2030.40.4730.5210.100	General Postage	1.0000	2,000.00	2,000.00
	Account 5210.100 - Postage General Totals	Transactions	1	\$2,000.00
Account	<b>5211.135 - Utilities Water and Sewer</b>			
2030.40.4730.5211.135	BRC Water Service	6.0000	300.00	1,800.00
	Account 5211.135 - Utilities Water and Sewer Totals	Transactions	1	\$1,800.00
Account	<b>5211.137 - Utilities Electric and Gas</b>			
2030.40.4730.5211.137	BRC Electric and Gas Service	1.0000	45,000.00	45,000.00
	Account 5211.137 - Utilities Electric and Gas Totals	Transactions	1	\$45,000.00
Account	<b>5213.100 - Services, Professional and Contract Services General</b>			
2030.40.4730.5213.100	Lab Samples - Ground & Surface Water	1.0000	10,000.00	10,000.00
2030.40.4730.5213.100	Lien Recording Fees	1.0000	150.00	150.00
2030.40.4730.5213.100	New Hire Recruitment and Background	2.0000	1,000.00	2,000.00
2030.40.4730.5213.100	Subcontractor Services - On-Call Building Svcs	1.0000	600,000.00	600,000.00
2030.40.4730.5213.100	Subcontractor Services - On-Call Wastewater Svcs	1.0000	20,000.00	20,000.00
	Account 5213.100 - Services, Professional and Contract Services General Totals	Transactions	5	\$632,150.00
Account	<b>5214.100 - Repair and Maint Service General</b>			
2030.40.4730.5214.100	BlueBeam Software Licensing	8.0000	350.00	2,800.00



# Budget Transaction Report

Report by Budget Transactions  
Budget Year of 2027  
Budget Level at Department Requested

G/L Account	Transaction	Number of Units	Cost per Unit	Total Amount
<b>EXPENSES</b>				
Fund	<b>2030 - Building Safety &amp; Waste Wtr Svcs</b>			
Department	<b>40 - Community Development</b>			
Program	<b>4730 - Building and Onsite Inspections</b>			
Account	<b>5214.100 - Repair and Maint Service General</b>			
2030.40.4730.5214.100	BRC septic pumping/pump maintenance	1.0000	1,000.00	1,000.00
2030.40.4730.5214.100	Chico State GIS As-built Map Renewal	1.0000	11,000.00	11,000.00
2030.40.4730.5214.100	Fire Extinguisher Server at BRC	1.0000	1,500.00	1,500.00
2030.40.4730.5214.100	GovWell Maintenance Renewal (Changed from Accela to GovWell)	1.0000	73,000.00	73,000.00
2030.40.4730.5214.100	Grammarly Software Renewal	1.0000	140.00	140.00
2030.40.4730.5214.100	Janitorial Services	1.0000	21,000.00	21,000.00
2030.40.4730.5214.100	Landscape Services	1.0000	10,000.00	10,000.00
2030.40.4730.5214.100	Pest Control	1.0000	480.00	480.00
2030.40.4730.5214.100	Security System	1.0000	600.00	600.00
	Account <b>5214.100 - Repair and Maint Service General</b> Totals	Transactions	10	<u>\$121,520.00</u>
Account	<b>5215.100 - Rents and Leases Miscellaneous</b>			
2030.40.4730.5215.100	Caltronics Copier Cost	1.0000	5,400.00	5,400.00
2030.40.4730.5215.100	Lease Mail Machine for BRC	1.0000	2,500.00	2,500.00
	Account <b>5215.100 - Rents and Leases Miscellaneous</b> Totals	Transactions	2	<u>\$7,900.00</u>
Account	<b>5216.100 - Communications General Services</b>			
2030.40.4730.5216.100	Cell Allowance	1.0000	300.00	300.00
	Account <b>5216.100 - Communications General Services</b> Totals	Transactions	1	<u>\$300.00</u>
Account	<b>5218.100 - Advertising General</b>			
2030.40.4730.5218.100	Job Recruitments	2.0000	650.00	1,300.00
	Account <b>5218.100 - Advertising General</b> Totals	Transactions	1	<u>\$1,300.00</u>
Account	<b>5219.100 - Printing General</b>			
2030.40.4730.5219.100	Business Cards & Forms	1.0000	500.00	500.00
	Account <b>5219.100 - Printing General</b> Totals	Transactions	1	<u>\$500.00</u>
Account	<b>5220.100 - Employee Development General</b>			
2030.40.4730.5220.100	CALBO Education Week	5.0000	2,500.00	12,500.00
2030.40.4730.5220.100	ICC Fire Inspector Training	2.0000	2,100.00	4,200.00
2030.40.4730.5220.100	International Code Council - Codes & Membership	1.0000	1,200.00	1,200.00
2030.40.4730.5220.100	Membership Dues - NFPA, NFSA, ICC, SVABO, CASI, COWA, NSABO	1.0000	1,700.00	1,700.00
2030.40.4730.5220.100	SVABO Education Week	5.0000	2,500.00	12,500.00
2030.40.4730.5220.100	Trainings and Seminars	15.0000	1,000.00	15,000.00
	Account <b>5220.100 - Employee Development General</b> Totals	Transactions	6	<u>\$47,100.00</u>
Account	<b>5223.105 - Meals and Refreshments Emergencies and Meetings</b>			
2030.40.4730.5223.105	Contractor Trainings/Meetings	12.0000	150.00	1,800.00
2030.40.4730.5223.105	Quarterly Safety Meetings	4.0000	400.00	1,600.00
	Account <b>5223.105 - Meals and Refreshments Emergencies and Meetings</b> Totals	Transactions	2	<u>\$3,400.00</u>



# Budget Transaction Report

Report by Budget Transactions  
Budget Year of 2027  
Budget Level at Department Requested

G/L Account	Transaction	Number of Units	Cost per Unit	Total Amount
<b>EXPENSES</b>				
Fund <b>2030 - Building Safety &amp; Waste Wtr Svcs</b>				
Department <b>40 - Community Development</b>				
Program <b>4730 - Building and Onsite Inspections</b>				
Account <b>5225 - Bank Fees and Charges</b>				
2030.40.4730.5225	Merchant Fees for Accepting Credit Card Payments	1.0000	40,000.00	40,000.00
	Account <b>5225 - Bank Fees and Charges</b> Totals	Transactions	1	<u>40,000.00</u>
Account <b>5501 - Debt Service Payment - Principal</b>				
2030.40.4730.5501	PG&E Lighting Retrofit June 28	12.0000	95.00	1,140.00
	Account <b>5501 - Debt Service Payment - Principal</b> Totals	Transactions	1	<u>1,140.00</u>
Account <b>5910.010 - Transfers Out To General Fund</b>				
2030.40.4730.5910.010	Transfers Out To General Fund	1.0000	265,735.00	265,735.00
	Account <b>5910.010 - Transfers Out To General Fund</b> Totals	Transactions	1	<u>265,735.00</u>
Account <b>5910.203 - Transfers Out Building Safety &amp; WW Services</b>				
2030.40.4730.5910.203	Transfers Out Building Safety & WW Services	1.0000	(51,400.00)	(51,400.00)
	Account <b>5910.203 - Transfers Out Building Safety &amp; WW Services</b> Totals	Transactions	1	<u>(51,400.00)</u>
	Program <b>4730 - Building and Onsite Inspections</b> Totals	Transactions	51	<u>\$1,183,745.00</u>
	Department <b>40 - Community Development</b> Totals	Transactions	51	<u>\$1,183,745.00</u>
	Fund <b>2030 - Building Safety &amp; Waste Wtr Svcs</b> Totals	Transactions	51	<u>\$1,183,745.00</u>
Fund <b>2070 - Animal Control</b>				
Department <b>30 - Police</b>				
Program <b>4540 - Police - Animal Control</b>				
Account <b>5201.100 - Office Supplies General</b>				
2070.30.4540.5201.100	Copy Paper	1.0000	300.00	300.00
2070.30.4540.5201.100	Office Supplies/Toner	1.0000	750.00	750.00
	Account <b>5201.100 - Office Supplies General</b> Totals	Transactions	2	<u>1,050.00</u>
Account <b>5202.100 - Operating Supplies General</b>				
2070.30.4540.5202.100	AC Officer PPE and Supplies net gun	1.0000	1,650.00	1,650.00
2070.30.4540.5202.100	Animal Care and Feeding	1.0000	16,125.00	16,125.00
2070.30.4540.5202.100	Microchips for Adoptions (Reimbursed through adoptions)	1.0000	2,100.00	2,100.00
2070.30.4540.5202.100	Misc. Operating Supplies	1.0000	1,500.00	1,500.00
2070.30.4540.5202.100	Shelter Cleaning Supplies	1.0000	750.00	750.00
	Account <b>5202.100 - Operating Supplies General</b> Totals	Transactions	5	<u>\$22,125.00</u>
Account <b>5203.100 - Repairs and Maint Supplies General</b>				
2070.30.4540.5203.100	Janitorial/Facility/Yard Supplies/Equipment	1.0000	2,000.00	2,000.00
	Account <b>5203.100 - Repairs and Maint Supplies General</b> Totals	Transactions	1	<u>2,000.00</u>
Account <b>5204 - Subscriptions and Code Books</b>				
2070.30.4540.5204	AC / PC Code Books	1.0000	180.00	180.00
	Account <b>5204 - Subscriptions and Code Books</b> Totals	Transactions	1	<u>180.00</u>



# Budget Transaction Report

Report by Budget Transactions  
Budget Year of 2027  
Budget Level at Department Requested

G/L Account	Transaction	Number of Units	Cost per Unit	Total Amount
<b>EXPENSES</b>				
Fund	<b>2070 - Animal Control</b>			
Department	<b>30 - Police</b>			
Program	<b>4540 - Police - Animal Control</b>			
Account	<b>5209.101 - Auto Fuel Expense Town Vehicles</b>			
2070.30.4540.5209.101	Gasoline for Animal Control Trucks	1.0000	9,500.00	9,500.00
	Account <b>5209.101 - Auto Fuel Expense Town Vehicles</b> Totals	Transactions	1	<u>9,500.00</u>
Account	<b>5210.100 - Postage General</b>			
2070.30.4540.5210.100	Postage	1.0000	50.00	50.00
	Account <b>5210.100 - Postage General</b> Totals	Transactions	1	<u>50.00</u>
Account	<b>5211.135 - Utilities Water and Sewer</b>			
2070.30.4540.5211.135	Water - 925 American Way	1.0000	2,000.00	2,000.00
	Account <b>5211.135 - Utilities Water and Sewer</b> Totals	Transactions	1	<u>2,000.00</u>
Account	<b>5211.137 - Utilities Electric and Gas</b>			
2070.30.4540.5211.137	Electricity - 925 American Way	1.0000	15,000.00	15,000.00
	Account <b>5211.137 - Utilities Electric and Gas</b> Totals	Transactions	1	<u>15,000.00</u>
Account	<b>5211.139 - Utilities Propane</b>			
2070.30.4540.5211.139	Propane - 925 American Way/Pressure Washer	1.0000	5,500.00	5,500.00
	Account <b>5211.139 - Utilities Propane</b> Totals	Transactions	1	<u>5,500.00</u>
Account	<b>5213.100 - Services, Professional and Contract Services General</b>			
2070.30.4540.5213.100	Background Investigation - PASH volunteers	1.0000	500.00	500.00
2070.30.4540.5213.100	Generator Permit	1.0000	333.00	333.00
2070.30.4540.5213.100	Hearing Fees	1.0000	15,000.00	15,000.00
2070.30.4540.5213.100	PASH Vet Care	1.0000	15,000.00	15,000.00
2070.30.4540.5213.100	Rendering - Town Facility Service	12.0000	1,200.00	14,400.00
2070.30.4540.5213.100	Veterinarian Service/Processing of Licenses	1.0000	1,000.00	1,000.00
	Account <b>5213.100 - Services, Professional and Contract Services General</b> Totals	Transactions	6	<u>\$46,233.00</u>
Account	<b>5214.100 - Repair and Maint Service General</b>			
2070.30.4540.5214.100	Adobe	1.0000	303.00	303.00
2070.30.4540.5214.100	Chameleon Annual License/Maintenance	1.0000	2,240.00	2,240.00
2070.30.4540.5214.100	Chameleon On-Line License	1.0000	3,971.00	3,971.00
2070.30.4540.5214.100	Equipment Repairs & Maintenance	1.0000	4,000.00	4,000.00
2070.30.4540.5214.100	Facility Maintenance/Repair/Septic Pumped	1.0000	550.00	550.00
2070.30.4540.5214.100	Fire Alarm Annual Inspections	1.0000	2,500.00	2,500.00
2070.30.4540.5214.100	Fire alarm Monitoring	1.0000	800.00	800.00
2070.30.4540.5214.100	Pest Control	12.0000	75.00	900.00
2070.30.4540.5214.100	Potable Water Supply	1.0000	300.00	300.00
	Account <b>5214.100 - Repair and Maint Service General</b> Totals	Transactions	9	<u>\$15,564.00</u>



# Budget Transaction Report

Report by Budget Transactions  
Budget Year of 2027  
Budget Level at Department Requested

G/L Account	Transaction	Number of Units	Cost per Unit	Total Amount
<b>EXPENSES</b>				
Fund	<b>2070 - Animal Control</b>			
Department	<b>30 - Police</b>			
Program	<b>4540 - Police - Animal Control</b>			
Account	<b>5215.100 - Rents and Leases Miscellaneous</b>			
2070.30.4540.5215.100	Propane Tank Rental	1.0000	1.00	1.00
	Account 5215.100 - Rents and Leases Miscellaneous Totals	Transactions	1	\$1.00
Account	<b>5216.100 - Communications General Services</b>			
2070.30.4540.5216.100	Cell Phone Service - 3	1.0000	1,607.00	1,607.00
2070.30.4540.5216.100	Landlines	1.0000	1,150.00	1,150.00
	Account 5216.100 - Communications General Services Totals	Transactions	2	\$2,757.00
Account	<b>5219.100 - Printing General</b>			
2070.30.4540.5219.100	Business Cards	1.0000	300.00	300.00
2070.30.4540.5219.100	Citations	1.0000	300.00	300.00
2070.30.4540.5219.100	Door Hangers/Brochures	1.0000	300.00	300.00
2070.30.4540.5219.100	License Renewal Cards	1.0000	250.00	250.00
	Account 5219.100 - Printing General Totals	Transactions	4	\$1,150.00
Account	<b>5220.100 - Employee Development General</b>			
2070.30.4540.5220.100	AC Officer Training	1.0000	2,000.00	2,000.00
2070.30.4540.5220.100	AC Supervisor Training	1.0000	3,000.00	3,000.00
2070.30.4540.5220.100	State Humane Assoc. Membership	1.0000	100.00	100.00
2070.30.4540.5220.100	Uniforms	1.0000	150.00	150.00
	Account 5220.100 - Employee Development General Totals	Transactions	4	\$5,250.00
Account	<b>5223.101 - Meals and Refreshments Employee Meals-MOU Overtime</b>			
2070.30.4540.5223.101	Meal Per MOU	1.0000	30.00	30.00
	Account 5223.101 - Meals and Refreshments Employee Meals-MOU Overtime Totals	Transactions	1	\$30.00
Account	<b>5225 - Bank Fees and Charges</b>			
2070.30.4540.5225	Merchant Fees	1.0000	1,250.00	1,250.00
	Account 5225 - Bank Fees and Charges Totals	Transactions	1	\$1,250.00
Account	<b>5910.010 - Transfers Out To General Fund</b>			
2070.30.4540.5910.010	Transfers Out To General Fund	1.0000	73,117.00	73,117.00
	Account 5910.010 - Transfers Out To General Fund Totals	Transactions	1	\$73,117.00
	Program 4540 - Police - Animal Control Totals	Transactions	43	\$202,757.00
	Department 30 - Police Totals	Transactions	43	\$202,757.00
	Fund 2070 - Animal Control Totals	Transactions	43	\$202,757.00



# Budget Transaction Report

Report by Budget Transactions  
Budget Year of 2027  
Budget Level at Department Requested

G/L Account	Transaction	Number of Units	Cost per Unit	Total Amount
<b>EXPENSES</b>				
Fund <b>2090 - Camp Fire 2018</b>				
Department <b>45 - Public Works</b>				
Program <b>8407 - Off-System Road Rehabilitation F</b>				
Account <b>5700.101 - Construction Services Progress Payments</b>				
2090.45.8407.5700.101	Project 8407	1.0000	2,966,060.00	2,966,060.00
	Account <b>5700.101 - Construction Services Progress Payments</b> Totals	Transactions	1	\$2,966,060.00
	Program <b>8407 - Off-System Road Rehabilitation F</b> Totals	Transactions	1	\$2,966,060.00
	Department <b>45 - Public Works</b> Totals	Transactions	1	\$2,966,060.00
	Fund <b>2090 - Camp Fire 2018</b> Totals	Transactions	1	\$2,966,060.00
Fund <b>2110 - Transportation Fund</b>				
Department <b>00 - Non Department Activity</b>				
Program <b>0000 - Non Program Activity</b>				
Account <b>5910.010 - Transfers Out To General Fund</b>				
2110.00.0000.5910.010	Transfers Out To General Fund	1.0000	10,056.00	10,056.00
	Account <b>5910.010 - Transfers Out To General Fund</b> Totals	Transactions	1	\$10,056.00
	Program <b>0000 - Non Program Activity</b> Totals	Transactions	1	\$10,056.00
	Department <b>00 - Non Department Activity</b> Totals	Transactions	1	\$10,056.00
Department <b>45 - Public Works</b>				
Program <b>4743 - Streets and Roads</b>				
Account <b>5216.100 - Communications General Services</b>				
2110.45.4743.5216.100	Cell Allowance	1.0000	485.00	485.00
	Account <b>5216.100 - Communications General Services</b> Totals	Transactions	1	\$485.00
	Program <b>4743 - Streets and Roads</b> Totals	Transactions	1	\$485.00
Program <b>9389 - Pentz Pathway Ph II Project</b>				
Account <b>5213.100 - Services, Professional and Contract Services General</b>				
2110.45.9389.5213.100	Project 9389	1.0000	2,772.00	2,772.00
	Account <b>5213.100 - Services, Professional and Contract Services General</b> Totals	Transactions	1	\$2,772.00
	Program <b>9389 - Pentz Pathway Ph II Project</b> Totals	Transactions	1	\$2,772.00
Program <b>9408 - Systemic Intersection Safety Imp</b>				
Account <b>5213.100 - Services, Professional and Contract Services General</b>				
2110.45.9408.5213.100	Project 9408	1.0000	700.00	700.00
	Account <b>5213.100 - Services, Professional and Contract Services General</b> Totals	Transactions	1	\$700.00
Account <b>5700.101 - Construction Services Progress Payments</b>				
2110.45.9408.5700.101	Project 9408	1.0000	4,000.00	4,000.00
	Account <b>5700.101 - Construction Services Progress Payments</b> Totals	Transactions	1	\$4,000.00
	Program <b>9408 - Systemic Intersection Safety Imp</b> Totals	Transactions	2	\$4,700.00



# Budget Transaction Report

Report by Budget Transactions  
Budget Year of 2027  
Budget Level at Department Requested

G/L Account	Transaction	Number of Units	Cost per Unit	Total Amount
<b>EXPENSES</b>				
Fund <b>2110 - Transportation Fund</b>				
Department <b>45 - Public Works</b>				
Program <b>9442 - Skyway Maintenance</b>				
Account <b>5700.101 - Construction Services Progress Payments</b>				
2110.45.9442.5700.101	Project 9442	1.0000	200,000.00	200,000.00
	Account <b>5700.101 - Construction Services Progress Payments</b> Totals	Transactions	1	\$200,000.00
	Program <b>9442 - Skyway Maintenance</b> Totals	Transactions	1	\$200,000.00
	Department <b>45 - Public Works</b> Totals	Transactions	5	\$207,957.00
	Fund <b>2110 - Transportation Fund</b> Totals	Transactions	6	\$218,013.00
Fund <b>2112 - Fed CMAQ Congest Mgmt Air Qual</b>				
Department <b>45 - Public Works</b>				
Program <b>9391 - Oliver Curve Pathway Project</b>				
Account <b>5213.100 - Services, Professional and Contract Services General</b>				
2112.45.9391.5213.100	Project 9391	1.0000	137,912.00	137,912.00
	Account <b>5213.100 - Services, Professional and Contract Services General</b> Totals	Transactions	1	\$137,912.00
	Program <b>9391 - Oliver Curve Pathway Project</b> Totals	Transactions	1	\$137,912.00
	Department <b>45 - Public Works</b> Totals	Transactions	1	\$137,912.00
	Fund <b>2112 - Fed CMAQ Congest Mgmt Air Qual</b> Totals	Transactions	1	\$137,912.00
Fund <b>2113 - LTCAP</b>				
Department <b>45 - Public Works</b>				
Program <b>9434 - Roe Road Extension Phase II</b>				
Account <b>5213.100 - Services, Professional and Contract Services General</b>				
2113.45.9434.5213.100	Project 9434	1.0000	700,000.00	700,000.00
	Account <b>5213.100 - Services, Professional and Contract Services General</b> Totals	Transactions	1	\$700,000.00
	Program <b>9434 - Roe Road Extension Phase II</b> Totals	Transactions	1	\$700,000.00
	Department <b>45 - Public Works</b> Totals	Transactions	1	\$700,000.00
	Fund <b>2113 - LTCAP</b> Totals	Transactions	1	\$700,000.00
Fund <b>2120 - State Gas Tax</b>				
Department <b>45 - Public Works</b>				
Program <b>4750 - Public Works - Streets Maint.</b>				
Account <b>5202.100 - Operating Supplies General</b>				
2120.45.4750.5202.100	Operating Supplies General	1.0000	7,000.00	7,000.00
	Account <b>5202.100 - Operating Supplies General</b> Totals	Transactions	1	\$7,000.00
Account <b>5203.100 - Repairs and Maint Supplies General</b>				
2120.45.4750.5203.100	Repairs and Maint Supplies General	1.0000	125,000.00	125,000.00
	Account <b>5203.100 - Repairs and Maint Supplies General</b> Totals	Transactions	1	\$125,000.00
Account <b>5204 - Subscriptions and Code Books</b>				
2120.45.4750.5204	Subscriptions and Code Books	1.0000	2,500.00	2,500.00
	Account <b>5204 - Subscriptions and Code Books</b> Totals	Transactions	1	\$2,500.00



# Budget Transaction Report

Report by Budget Transactions  
Budget Year of 2027  
Budget Level at Department Requested

G/L Account	Transaction	Number of Units	Cost per Unit	Total Amount
<b>EXPENSES</b>				
Fund <b>2120 - State Gas Tax</b>				
Department <b>45 - Public Works</b>				
Program <b>4750 - Public Works - Streets Maint.</b>				
Account <b>5209.101 - Auto Fuel Expense Town Vehicles</b>				
2120.45.4750.5209.101	Auto Fuel Expense Town Vehicles	1.0000	25,000.00	25,000.00
	Account <b>5209.101 - Auto Fuel Expense Town Vehicles</b> Totals	Transactions	1	\$25,000.00
Account <b>5211.135 - Utilities Water and Sewer</b>				
2120.45.4750.5211.135	Utilities Water and Sewer	1.0000	1,000.00	1,000.00
	Account <b>5211.135 - Utilities Water and Sewer</b> Totals	Transactions	1	\$1,000.00
Account <b>5211.137 - Utilities Electric and Gas</b>				
2120.45.4750.5211.137	Utilities Electric and Gas	1.0000	40,000.00	40,000.00
	Account <b>5211.137 - Utilities Electric and Gas</b> Totals	Transactions	1	\$40,000.00
Account <b>5213.100 - Services, Professional and Contract Services General</b>				
2120.45.4750.5213.100	Services, Professional and Contract Services General	1.0000	22,000.00	22,000.00
	Account <b>5213.100 - Services, Professional and Contract Services General</b> Totals	Transactions	1	\$22,000.00
Account <b>5214.100 - Repair and Maint Service General</b>				
2120.45.4750.5214.100	Repair and Maint Service General	1.0000	200,000.00	200,000.00
	Account <b>5214.100 - Repair and Maint Service General</b> Totals	Transactions	1	\$200,000.00
Account <b>5215.100 - Rents and Leases Miscellaneous</b>				
2120.45.4750.5215.100	Rents and Leases Miscellaneous	1.0000	4,000.00	4,000.00
	Account <b>5215.100 - Rents and Leases Miscellaneous</b> Totals	Transactions	1	\$4,000.00
Account <b>5215.131 - Rents and Leases Street Maintenance Equipment</b>				
2120.45.4750.5215.131	Rents and Leases Street Maintenance Equipment	1.0000	10,000.00	10,000.00
	Account <b>5215.131 - Rents and Leases Street Maintenance Equipment</b> Totals	Transactions	1	\$10,000.00
Account <b>5216.100 - Communications General Services</b>				
2120.45.4750.5216.100	Communications General Services	1.0000	24,000.00	24,000.00
2120.45.4750.5216.100	Wages	1.0000	3,465.00	3,465.00
	Account <b>5216.100 - Communications General Services</b> Totals	Transactions	2	\$27,465.00
Account <b>5220.100 - Employee Development General</b>				
2120.45.4750.5220.100	Employee Development General	1.0000	7,500.00	7,500.00
	Account <b>5220.100 - Employee Development General</b> Totals	Transactions	1	\$7,500.00
Account <b>5223.101 - Meals and Refreshments Employee Meals-MOU Overtime</b>				
2120.45.4750.5223.101	Meals and Refreshments Employee Meals-MOU Overtime	1.0000	1,000.00	1,000.00
	Account <b>5223.101 - Meals and Refreshments Employee Meals-MOU Overtime</b> Totals	Transactions	1	\$1,000.00
Account <b>5304 - Furniture &amp; Equipment</b>				
2120.45.4750.5304	Furniture & Equipment	1.0000	25,000.00	25,000.00
	Account <b>5304 - Furniture &amp; Equipment</b> Totals	Transactions	1	\$25,000.00



# Budget Transaction Report

Report by Budget Transactions  
Budget Year of 2027  
Budget Level at Department Requested

G/L Account	Transaction	Number of Units	Cost per Unit	Total Amount
<b>EXPENSES</b>				
Fund <b>2120 - State Gas Tax</b>				
Department <b>45 - Public Works</b>				
Program <b>4750 - Public Works - Streets Maint.</b>				
Account <b>5910.010 - Transfers Out To General Fund</b>				
2120.45.4750.5910.010	Transfers Out To General Fund	1.0000	284,392.00	284,392.00
	Account <b>5910.010 - Transfers Out To General Fund</b> Totals	Transactions	1	<u>\$284,392.00</u>
	Program <b>4750 - Public Works - Streets Maint.</b> Totals	Transactions	16	<u>\$781,857.00</u>
	Department <b>45 - Public Works</b> Totals	Transactions	16	<u>\$781,857.00</u>
	Fund <b>2120 - State Gas Tax</b> Totals	Transactions	16	<u>\$781,857.00</u>
Fund <b>2132 - HSIP Highway Safety Imp Prog.</b>				
Department <b>45 - Public Works</b>				
Program <b>9408 - Systemic Intersection Safety Imp</b>				
Account <b>5213.550 - Services, Professional and Contract Services Construction</b>				
2132.45.9408.5213.550	Project 9408	1.0000	6,300.00	6,300.00
	Account <b>5213.550 - Services, Professional and Contract Services Construction</b> Totals	Transactions	1	<u>\$6,300.00</u>
Account <b>5700.101 - Construction Services Progress Payments</b>				
2132.45.9408.5700.101	Project 9408	1.0000	36,000.00	36,000.00
	Account <b>5700.101 - Construction Services Progress Payments</b> Totals	Transactions	1	<u>\$36,000.00</u>
	Program <b>9408 - Systemic Intersection Safety Imp</b> Totals	Transactions	2	<u>\$42,300.00</u>
	Department <b>45 - Public Works</b> Totals	Transactions	2	<u>\$42,300.00</u>
	Fund <b>2132 - HSIP Highway Safety Imp Prog.</b> Totals	Transactions	2	<u>\$42,300.00</u>
Fund <b>2133 - Active Transportation Program</b>				
Department <b>45 - Public Works</b>				
Program <b>9389 - Pentz Pathway Ph II Project</b>				
Account <b>5213.100 - Services, Professional and Contract Services General</b>				
2133.45.9389.5213.100	Project 9389	1.0000	1,463,600.00	1,463,600.00
	Account <b>5213.100 - Services, Professional and Contract Services General</b> Totals	Transactions	1	<u>\$1,463,600.00</u>
	Program <b>9390 - Skyway-Neal Bike-Ped Project</b>			
Account <b>5213.100 - Services, Professional and Contract Services General</b>				
2133.45.9390.5213.100	Project 9390	1.0000	1,338,522.00	1,338,522.00
	Account <b>5213.100 - Services, Professional and Contract Services General</b> Totals	Transactions	1	<u>\$1,338,522.00</u>
	Program <b>9390 - Skyway-Neal Bike-Ped Project</b> Totals	Transactions	1	<u>\$1,338,522.00</u>
Program <b>9424 - Skyway Link</b>				
Account <b>5213.100 - Services, Professional and Contract Services General</b>				
2133.45.9424.5213.100	Project 9424	1.0000	370,395.00	370,395.00
	Account <b>5213.100 - Services, Professional and Contract Services General</b> Totals	Transactions	1	<u>\$370,395.00</u>
	Program <b>9424 - Skyway Link</b> Totals	Transactions	1	<u>\$370,395.00</u>



# Budget Transaction Report

Report by Budget Transactions  
Budget Year of 2027  
Budget Level at Department Requested

G/L Account	Transaction	Number of Units	Cost per Unit	Total Amount
<b>EXPENSES</b>				
Fund 2133 - Active Transportation Program				
	Department 45 - Public Works Totals	Transactions	3	\$3,172,517.00
	Fund 2133 - Active Transportation Program Totals	Transactions	3	\$3,172,517.00
Fund 2136 - FEMA Grants FHMG				
Department 45 - Public Works				
Program 7315 - Hazardous Fuels Reduction Projec				
Account 5213.100 - Services, Professional and Contract Services General				
2136.45.7315.5213.100	Project 7315	1.0000	804,711.00	804,711.00
	Account 5213.100 - Services, Professional and Contract Services General Totals	Transactions	1	\$804,711.00
	Program 7315 - Hazardous Fuels Reduction Projec Totals	Transactions	1	\$804,711.00
	Department 45 - Public Works Totals	Transactions	1	\$804,711.00
Department 65 - Emergency Mngmt & Disaster Recov				
Program 7313 - Residential Ignition Resistant P				
Account 5213.100 - Services, Professional and Contract Services General				
2136.65.7313.5213.100	Project 7313	1.0000	4,042,500.00	4,042,500.00
	Account 5213.100 - Services, Professional and Contract Services General Totals	Transactions	1	\$4,042,500.00
	Program 7313 - Residential Ignition Resistant P Totals	Transactions	1	\$4,042,500.00
	Department 65 - Emergency Mngmt & Disaster Recov Totals	Transactions	1	\$4,042,500.00
	Fund 2136 - FEMA Grants FHMG Totals	Transactions	2	\$4,847,211.00
Fund 2139 - FHWA - Federal-Aid Highway Act				
Department 45 - Public Works				
Program 7303 - On-System Road Rehabilitation ER				
Account 5213.550 - Services, Professional and Contract Services Construction				
2139.45.7303.5213.550	Project 7303	1.0000	752,500.00	752,500.00
	Account 5213.550 - Services, Professional and Contract Services Construction Totals	Transactions	1	\$752,500.00
Account 5700.101 - Construction Services Progress Payments				
2139.45.7303.5700.101	Project 7303	1.0000	4,797,188.00	4,797,188.00
	Account 5700.101 - Construction Services Progress Payments Totals	Transactions	1	\$4,797,188.00
	Program 7303 - On-System Road Rehabilitation ER Totals	Transactions	2	\$5,549,688.00
Program 7307 - Neal Road Rehabilitation ER38Y0				
Account 5213.100 - Services, Professional and Contract Services General				
2139.45.7307.5213.100	Project 7307	1.0000	2,258.00	2,258.00
	Account 5213.100 - Services, Professional and Contract Services General Totals	Transactions	1	\$2,258.00
	Program 7307 - Neal Road Rehabilitation ER38Y0 Totals	Transactions	1	\$2,258.00
	Department 45 - Public Works Totals	Transactions	3	\$5,551,946.00
	Fund 2139 - FHWA - Federal-Aid Highway Act Totals	Transactions	3	\$5,551,946.00



# Budget Transaction Report

Report by Budget Transactions  
Budget Year of 2027  
Budget Level at Department Requested

G/L Account	Transaction	Number of Units	Cost per Unit	Total Amount
<b>EXPENSES</b>				
Fund <b>2140 - Traffic Safety Fines &amp; Fees</b>				
Department <b>30 - Police</b>				
Program <b>0000 - Non Program Activity</b>				
Account <b>5202.100 - Operating Supplies General</b>				
2140.30.0000.5202.100	Fine Supplies	1.0000	2,600.00	2,600.00
	Account <b>5202.100 - Operating Supplies General</b> Totals	Transactions	1	<u>\$2,600.00</u>
	Program <b>0000 - Non Program Activity</b> Totals	Transactions	1	<u>\$2,600.00</u>
	Department <b>30 - Police</b> Totals	Transactions	1	<u>\$2,600.00</u>
	Fund <b>2140 - Traffic Safety Fines &amp; Fees</b> Totals	Transactions	1	<u>\$2,600.00</u>
Fund <b>2160 - Business &amp; Housing Services</b>				
Department <b>55 - Business &amp; Housing Services</b>				
Program <b>4800 - Development Services</b>				
Account <b>5910.010 - Transfers Out To General Fund</b>				
2160.55.4800.5910.010	Transfers Out To General Fund	1.0000	61,513.00	61,513.00
	Account <b>5910.010 - Transfers Out To General Fund</b> Totals	Transactions	1	<u>\$61,513.00</u>
Account <b>5910.162 - Transfers Out To BHS Home Loan Repay Fund</b>				
2160.55.4800.5910.162	2163.55.4801.5910.160	1.0000	(7,500.00)	(7,500.00)
2160.55.4800.5910.162	2300.55.4801.5910.160	1.0000	(2,250.00)	(2,250.00)
2160.55.4800.5910.162	2301.55.4812.5910.160	1.0000	(4,450.00)	(4,450.00)
2160.55.4800.5910.162	2301.55.4892.5910.160	1.0000	(2,451.00)	(2,451.00)
2160.55.4800.5910.162	2301.55.4893.5910.160	1.0000	(1,999.00)	(1,999.00)
2160.55.4800.5910.162	2301.55.4894.5910.160	1.0000	(2,451.00)	(2,451.00)
2160.55.4800.5910.162	2301.55.4896.5910.160	1.0000	(1,323.00)	(1,323.00)
2160.55.4800.5910.162	2301.55.4897.5910.160	1.0000	(1,548.00)	(1,548.00)
2160.55.4800.5910.162	2420.55.0000.5910.160	1.0000	(10,500.00)	(10,500.00)
2160.55.4800.5910.162	2421.55.4805.5910.160	1.0000	(2,500.00)	(2,500.00)
2160.55.4800.5910.162	2421.55.4808.5910.160	1.0000	(10,500.00)	(10,500.00)
2160.55.4800.5910.162	2721.55.4801.5910.160	1.0000	(1,130.00)	(1,130.00)
	Account <b>5910.162 - Transfers Out To BHS Home Loan Repay Fund</b> Totals	Transactions	12	<u>(\$48,602.00)</u>
	Program <b>4800 - Development Services</b> Totals	Transactions	13	<u>\$12,911.00</u>
	Department <b>55 - Business &amp; Housing Services</b> Totals	Transactions	13	<u>\$12,911.00</u>
	Fund <b>2160 - Business &amp; Housing Services</b> Totals	Transactions	13	<u>\$12,911.00</u>
Fund <b>2162 - BHS HOME Loan Fund</b>				
Department <b>55 - Business &amp; Housing Services</b>				
Program <b>4801 - Program Administration</b>				
Account <b>5210.100 - Postage General</b>				
2162.55.4801.5210.100	Postage	1.0000	50.00	50.00
	Account <b>5210.100 - Postage General</b> Totals	Transactions	1	<u>\$50.00</u>
	Program <b>4801 - Program Administration</b> Totals	Transactions	1	<u>\$50.00</u>



# Budget Transaction Report

Report by Budget Transactions  
Budget Year of 2027  
Budget Level at Department Requested

G/L Account	Transaction	Number of Units	Cost per Unit	Total Amount
<b>EXPENSES</b>				
Fund	<b>2162 - BHS HOME Loan Fund</b>			
Department	<b>55 - Business &amp; Housing Services</b>			
Program	<b>4805 - Housing Rehab</b>			
Account	<b>5213.100 - Services, Professional and Contract Services General</b>			
2162.55.4805.5213.100	est \$2,000 in soft costs/loan- Spherion, environmental reviews,	2.0000	1,500.00	3,000.00
	Account 5213.100 - Services, Professional and Contract Services General Totals	Transactions	1	\$3,000.00
Account	<b>5214 - Repair and Maint Service</b>			
2162.55.4805.5214	1/2 CDM renewal	1.0000	750.00	750.00
	Account 5214 - Repair and Maint Service Totals	Transactions	1	\$750.00
Account	<b>5290.290 - Loan Programs BHS Loans</b>			
2162.55.4805.5290.290	est 6 OOR loans	2.0000	100,000.00	200,000.00
	Account 5290.290 - Loan Programs BHS Loans Totals	Transactions	1	\$200,000.00
	Program 4805 - Housing Rehab Totals	Transactions	3	\$203,750.00
Program	<b>4817 - BHS Infill</b>			
Account	<b>5213.100 - Services, Professional and Contract Services General</b>			
2162.55.4817.5213.100	Project 4817 - Infill Professional Services	1.0000	1,950.00	1,950.00
	Account 5213.100 - Services, Professional and Contract Services General Totals	Transactions	1	\$1,950.00
Account	<b>5290.290 - Loan Programs BHS Loans</b>			
2162.55.4817.5290.290	Infill Loans	5.0000	300,000.00	1,500,000.00
	Account 5290.290 - Loan Programs BHS Loans Totals	Transactions	1	\$1,500,000.00
	Program 4817 - BHS Infill Totals	Transactions	2	\$1,501,950.00
	Department 55 - Business & Housing Services Totals	Transactions	6	\$1,705,750.00
	Fund 2162 - BHS HOME Loan Fund Totals	Transactions	6	\$1,705,750.00
Fund	<b>2163 - BHS CAL-HOME Loan Fund</b>			
Department	<b>55 - Business &amp; Housing Services</b>			
Program	<b>4801 - Program Administration</b>			
Account	<b>5213.100 - Services, Professional and Contract Services General</b>			
2163.55.4801.5213.100	Spherion, Loan servicing- prop tax & insurance - TOP long term o	1.0000	6,000.00	6,000.00
	Account 5213.100 - Services, Professional and Contract Services General Totals	Transactions	1	\$6,000.00
Account	<b>5910.160 - Transfers Out To BHS Development Svcs Fund</b>			
2163.55.4801.5910.160	Transfers for Overhead	1.0000	7,500.00	7,500.00
	Account 5910.160 - Transfers Out To BHS Development Svcs Fund Totals	Transactions	1	\$7,500.00
	Program 4801 - Program Administration Totals	Transactions	2	\$13,500.00
Program	<b>4805 - Housing Rehab</b>			
Account	<b>5213.100 - Services, Professional and Contract Services General</b>			
2163.55.4805.5213.100	est \$1,500 in soft costs/loan, appraisals, title, Spherion for o	2.0000	1,500.00	3,000.00
	Account 5213.100 - Services, Professional and Contract Services General Totals	Transactions	1	\$3,000.00



# Budget Transaction Report

Report by Budget Transactions  
Budget Year of 2027  
Budget Level at Department Requested

G/L Account	Transaction	Number of Units	Cost per Unit	Total Amount
<b>EXPENSES</b>				
Fund <b>2163 - BHS CAL-HOME Loan Fund</b>				
Department <b>55 - Business &amp; Housing Services</b>				
Program <b>4805 - Housing Rehab</b>				
Account <b>5290.290 - Loan Programs BHS Loans</b>				
2163.55.4805.5290.290	est 5 OOR loans	4.0000	25,000.00	100,000.00
	Account <b>5290.290 - Loan Programs BHS Loans</b> Totals	Transactions	1	\$100,000.00
	Program <b>4805 - Housing Rehab</b> Totals	Transactions	2	\$103,000.00
Program <b>4808 - First Time Home Buyer Program</b>				
Account <b>5290.290 - Loan Programs BHS Loans</b>				
2163.55.4808.5290.290	Loans	1.0000	500,000.00	500,000.00
	Account <b>5290.290 - Loan Programs BHS Loans</b> Totals	Transactions	1	\$500,000.00
	Program <b>4808 - First Time Home Buyer Program</b> Totals	Transactions	1	\$500,000.00
	Department <b>55 - Business &amp; Housing Services</b> Totals	Transactions	5	\$616,500.00
	Fund <b>2163 - BHS CAL-HOME Loan Fund</b> Totals	Transactions	5	\$616,500.00
Fund <b>2215 - AVA Abandoned Vehicle Abatement</b>				
Department <b>40 - Community Development</b>				
Program <b>4735 - CDD Vehicle Abate Code Enforce</b>				
Account <b>5209.101 - Auto Fuel Expense Town Vehicles</b>				
2215.40.4735.5209.101	Auto Fuel for AVA Activity	1.0000	500.00	500.00
	Account <b>5209.101 - Auto Fuel Expense Town Vehicles</b> Totals	Transactions	1	\$500.00
Account <b>5210.100 - Postage General</b>				
2215.40.4735.5210.100	Postage	1.0000	500.00	500.00
	Account <b>5210.100 - Postage General</b> Totals	Transactions	1	\$500.00
Account <b>5213.100 - Services, Professional and Contract Services General</b>				
2215.40.4735.5213.100	Towing	1.0000	10,000.00	10,000.00
	Account <b>5213.100 - Services, Professional and Contract Services General</b> Totals	Transactions	1	\$10,000.00
	Program <b>4735 - CDD Vehicle Abate Code Enforce</b> Totals	Transactions	3	\$11,000.00
	Department <b>40 - Community Development</b> Totals	Transactions	3	\$11,000.00
	Fund <b>2215 - AVA Abandoned Vehicle Abatement</b> Totals	Transactions	3	\$11,000.00
Fund <b>2297 - Grants Miscellaneous State</b>				
Department <b>65 - Emergency Mngmt &amp; Disaster Recov</b>				
Program <b>7325 - Paradise Heat Resilience Plan</b>				
Account <b>5213.100 - Services, Professional and Contract Services General</b>				
2297.65.7325.5213.100	Project 7325	1.0000	539,680.00	539,680.00
	Account <b>5213.100 - Services, Professional and Contract Services General</b> Totals	Transactions	1	\$539,680.00
	Program <b>7325 - Paradise Heat Resilience Plan</b> Totals	Transactions	1	\$539,680.00
	Department <b>65 - Emergency Mngmt &amp; Disaster Recov</b> Totals	Transactions	1	\$539,680.00
	Fund <b>2297 - Grants Miscellaneous State</b> Totals	Transactions	1	\$539,680.00



# Budget Transaction Report

Report by Budget Transactions  
Budget Year of 2027  
Budget Level at Department Requested

G/L Account	Transaction	Number of Units	Cost per Unit	Total Amount
<b>EXPENSES</b>				
Fund 2298 - Grants Miscellaneous Federal				
Department 45 - Public Works				
Program 9428 - Roe Road Phase 1				
Account 5213.100 - Services, Professional and Contract Services General				
2298.45.9428.5213.100	Project 9428	1.0000	51,000.00	51,000.00
	Account 5213.100 - Services, Professional and Contract Services General Totals	Transactions	1	\$51,000.00
	Program 9428 - Roe Road Phase 1 Totals	Transactions	1	\$51,000.00
	Department 45 - Public Works Totals	Transactions	1	\$51,000.00
	Fund 2298 - Grants Miscellaneous Federal Totals	Transactions	1	\$51,000.00
Fund 2300 - BHS CDBG 2019 COVID Response				
Department 55 - Business & Housing Services				
Program 4801 - Program Administration				
Account 5910.160 - Transfers Out To BHS Development Svcs Fund				
2300.55.4801.5910.160	Transfer	1.0000	2,250.00	2,250.00
	Account 5910.160 - Transfers Out To BHS Development Svcs Fund Totals	Transactions	1	\$2,250.00
	Program 4801 - Program Administration Totals	Transactions	1	\$2,250.00
Program 4803 - Public Services				
Account 5291.291 - Grant Programs BHS Grants				
2300.55.4803.5291.291	BHS Grants	1.0000	98,900.00	98,900.00
	Account 5291.291 - Grant Programs BHS Grants Totals	Transactions	1	\$98,900.00
	Program 4803 - Public Services Totals	Transactions	1	\$98,900.00
	Department 55 - Business & Housing Services Totals	Transactions	2	\$101,150.00
	Fund 2300 - BHS CDBG 2019 COVID Response Totals	Transactions	2	\$101,150.00
Fund 2301 - CDBG-DR				
Department 45 - Public Works				
Program 7303 - On-System Road Rehabilitation ER				
Account 5213.550 - Services, Professional and Contract Services Construction				
2301.45.7303.5213.550	Project 7303	1.0000	247,500.00	247,500.00
	Account 5213.550 - Services, Professional and Contract Services Construction Totals	Transactions	1	\$247,500.00
Account 5700.101 - Construction Services Progress Payments				
2301.45.7303.5700.101	Project 7303	1.0000	1,577,813.00	1,577,813.00
	Account 5700.101 - Construction Services Progress Payments Totals	Transactions	1	\$1,577,813.00
	Program 7303 - On-System Road Rehabilitation ER Totals	Transactions	2	\$1,825,313.00
Program 7307 - Neal Road Rehabilitation ER38Y0				
Account 5213.100 - Services, Professional and Contract Services General				
2301.45.7307.5213.100	Project 7307	1.0000	742.00	742.00
	Account 5213.100 - Services, Professional and Contract Services General Totals	Transactions	1	\$742.00
	Program 7307 - Neal Road Rehabilitation ER38Y0 Totals	Transactions	1	\$742.00



# Budget Transaction Report

Report by Budget Transactions  
Budget Year of 2027  
Budget Level at Department Requested

G/L Account	Transaction	Number of Units	Cost per Unit	Total Amount
<b>EXPENSES</b>				
Fund <b>2301 - CDBG-DR</b>				
Department <b>45 - Public Works</b>				
Program <b>7315 - Hazardous Fuels Reduction Projec</b>				
Account <b>5213.100 - Services, Professional and Contract Services General</b>				
2301.45.7315.5213.100	Project 7315	1.0000	268,237.00	268,237.00
	Account <b>5213.100 - Services, Professional and Contract Services General</b> Totals	Transactions	1	\$268,237.00
	Program <b>7315 - Hazardous Fuels Reduction Projec</b> Totals	Transactions	1	\$268,237.00
Program <b>8407 - Off-System Road Rehabilitation F</b>				
Account <b>5213.550 - Services, Professional and Contract Services Construction</b>				
2301.45.8407.5213.550	Project 8407	1.0000	1,304,138.00	1,304,138.00
	Account <b>5213.550 - Services, Professional and Contract Services Construction</b> Totals	Transactions	1	\$1,304,138.00
Account <b>5700.101 - Construction Services Progress Payments</b>				
2301.45.8407.5700.101	Project 8407	1.0000	2,333,461.00	2,333,461.00
	Account <b>5700.101 - Construction Services Progress Payments</b> Totals	Transactions	1	\$2,333,461.00
	Program <b>8407 - Off-System Road Rehabilitation F</b> Totals	Transactions	2	\$3,637,599.00
Program <b>9389 - Pentz Pathway Ph II Project</b>				
Account <b>5213.100 - Services, Professional and Contract Services General</b>				
2301.45.9389.5213.100	Project 9389	1.0000	61,400.00	61,400.00
	Account <b>5213.100 - Services, Professional and Contract Services General</b> Totals	Transactions	1	\$61,400.00
	Program <b>9389 - Pentz Pathway Ph II Project</b> Totals	Transactions	1	\$61,400.00
Program <b>9390 - Skyway-Neal Bike-Ped Project</b>				
Account <b>5213.100 - Services, Professional and Contract Services General</b>				
2301.45.9390.5213.100	Project 9390	1.0000	134,751.00	134,751.00
	Account <b>5213.100 - Services, Professional and Contract Services General</b> Totals	Transactions	1	\$134,751.00
	Program <b>9390 - Skyway-Neal Bike-Ped Project</b> Totals	Transactions	1	\$134,751.00
Program <b>9394 - Paradise Sewer Project</b>				
Account <b>5213.100 - Services, Professional and Contract Services General</b>				
2301.45.9394.5213.100	Project 9394	1.0000	7,200,000.00	7,200,000.00
	Account <b>5213.100 - Services, Professional and Contract Services General</b> Totals	Transactions	1	\$7,200,000.00
	Program <b>9394 - Paradise Sewer Project</b> Totals	Transactions	1	\$7,200,000.00
Program <b>9424 - Skyway Link</b>				
Account <b>5213.100 - Services, Professional and Contract Services General</b>				
2301.45.9424.5213.100	Project 9424	1.0000	100,000.00	100,000.00
	Account <b>5213.100 - Services, Professional and Contract Services General</b> Totals	Transactions	1	\$100,000.00
	Program <b>9424 - Skyway Link</b> Totals	Transactions	1	\$100,000.00
Program <b>9425 - Upper Skyway Widening</b>				
Account <b>5213.100 - Services, Professional and Contract Services General</b>				
2301.45.9425.5213.100	Project 9425	1.0000	2,890,000.00	2,890,000.00
	Account <b>5213.100 - Services, Professional and Contract Services General</b> Totals	Transactions	1	\$2,890,000.00



# Budget Transaction Report

Report by Budget Transactions  
Budget Year of 2027  
Budget Level at Department Requested

G/L Account	Transaction	Number of Units	Cost per Unit	Total Amount
<b>EXPENSES</b>				
Fund <b>2301 - CDBG-DR</b>				
Department <b>45 - Public Works</b>				
	Program <b>9425 - Upper Skyway Widening</b> Totals	Transactions	1	<u>\$2,890,000.00</u>
	Program <b>9426 - Skyway/Pentz Intersection Improv</b>			
	Account <b>5213.100 - Services, Professional and Contract Services General</b>			
2301.45.9426.5213.100	Project 9426	1.0000	533,676.00	533,676.00
	Account <b>5213.100 - Services, Professional and Contract Services General</b> Totals	Transactions	1	<u>\$533,676.00</u>
	Account <b>5700.101 - Construction Services Progress Payments</b>			
2301.45.9426.5700.101	Project 9426	1.0000	2,000,000.00	2,000,000.00
	Account <b>5700.101 - Construction Services Progress Payments</b> Totals	Transactions	1	<u>\$2,000,000.00</u>
	Program <b>9426 - Skyway/Pentz Intersection Improv</b> Totals	Transactions	2	<u>\$2,533,676.00</u>
	Program <b>9427 - Pentz Road Widening</b>			
	Account <b>5213.100 - Services, Professional and Contract Services General</b>			
2301.45.9427.5213.100	Project 9427	1.0000	1,642,507.00	1,642,507.00
	Account <b>5213.100 - Services, Professional and Contract Services General</b> Totals	Transactions	1	<u>\$1,642,507.00</u>
	Program <b>9427 - Pentz Road Widening</b> Totals	Transactions	1	<u>\$1,642,507.00</u>
	Program <b>9428 - Roe Road Phase 1</b>			
	Account <b>5213.100 - Services, Professional and Contract Services General</b>			
2301.45.9428.5213.100	Project 9428	1.0000	136,000.00	136,000.00
	Account <b>5213.100 - Services, Professional and Contract Services General</b> Totals	Transactions	1	<u>\$136,000.00</u>
	Program <b>9428 - Roe Road Phase 1</b> Totals	Transactions	1	<u>\$136,000.00</u>
	Program <b>9434 - Roe Road Extension Phase II</b>			
	Account <b>5213.100 - Services, Professional and Contract Services General</b>			
2301.45.9434.5213.100	Project 9434	1.0000	300,000.00	300,000.00
	Account <b>5213.100 - Services, Professional and Contract Services General</b> Totals	Transactions	1	<u>\$300,000.00</u>
	Program <b>9434 - Roe Road Extension Phase II</b> Totals	Transactions	1	<u>\$300,000.00</u>
	Program <b>9438 - Private Road Id Safety Project</b>			
	Account <b>5213.100 - Services, Professional and Contract Services General</b>			
2301.45.9438.5213.100	Project 9438	1.0000	167,149.00	167,149.00
	Account <b>5213.100 - Services, Professional and Contract Services General</b> Totals	Transactions	1	<u>\$167,149.00</u>
	Account <b>5700.101 - Construction Services Progress Payments</b>			
2301.45.9438.5700.101	Project 9438	1.0000	536,900.00	536,900.00
	Account <b>5700.101 - Construction Services Progress Payments</b> Totals	Transactions	1	<u>\$536,900.00</u>
	Program <b>9438 - Private Road Id Safety Project</b> Totals	Transactions	2	<u>\$704,049.00</u>
	Program <b>9439 - Storm Drain Resiliency Project</b>			
	Account <b>5213.100 - Services, Professional and Contract Services General</b>			
2301.45.9439.5213.100	Project 9439	1.0000	395,645.00	395,645.00
	Account <b>5213.100 - Services, Professional and Contract Services General</b> Totals	Transactions	1	<u>\$395,645.00</u>
	Program <b>9439 - Storm Drain Resiliency Project</b> Totals	Transactions	1	<u>\$395,645.00</u>



# Budget Transaction Report

Report by Budget Transactions  
Budget Year of 2027  
Budget Level at Department Requested

G/L Account	Transaction	Number of Units	Cost per Unit	Total Amount
<b>EXPENSES</b>				
Fund <b>2301 - CDBG-DR</b>				
Department <b>45 - Public Works</b>				
Program <b>9443 - Storm Drain Resiliency Project 2</b>				
Account <b>5213.100 - Services, Professional and Contract Services General</b>				
2301.45.9443.5213.100	Project 9443	1.0000	512,011.00	512,011.00
	Account <b>5213.100 - Services, Professional and Contract Services General</b> Totals	Transactions	1	\$512,011.00
	Program <b>9443 - Storm Drain Resiliency Project 2</b> Totals	Transactions	1	\$512,011.00
	Department <b>45 - Public Works</b> Totals	Transactions	20	\$22,341,930.00
Department <b>55 - Business &amp; Housing Services</b>				
Program <b>4812 - Multi-Family Homes</b>				
Account <b>5213.100 - Services, Professional and Contract Services General</b>				
2301.55.4812.5213.100	admin sub	1.0000	25,000.00	25,000.00
	Account <b>5213.100 - Services, Professional and Contract Services General</b> Totals	Transactions	1	\$25,000.00
Account <b>5910.160 - Transfers Out To BHS Development Svcs Fund</b>				
2301.55.4812.5910.160	Project 4812 Transfers	1.0000	4,450.00	4,450.00
	Account <b>5910.160 - Transfers Out To BHS Development Svcs Fund</b> Totals	Transactions	1	\$4,450.00
	Program <b>4812 - Multi-Family Homes</b> Totals	Transactions	2	\$29,450.00
Program <b>4891 - CHIP Scatter Site</b>				
Account <b>5213.100 - Services, Professional and Contract Services General</b>				
2301.55.4891.5213.100	admin sub	1.0000	1,000.00	1,000.00
	Account <b>5213.100 - Services, Professional and Contract Services General</b> Totals	Transactions	1	\$1,000.00
	Program <b>4891 - CHIP Scatter Site</b> Totals	Transactions	1	\$1,000.00
Program <b>4892 - Clark Road</b>				
Account <b>5201.100 - Office Supplies General</b>				
2301.55.4892.5201.100	1/2 cost split by project	1.0000	2,000.00	2,000.00
	Account <b>5201.100 - Office Supplies General</b> Totals	Transactions	1	\$2,000.00
Account <b>5213.100 - Services, Professional and Contract Services General</b>				
2301.55.4892.5213.100	admin sub	1.0000	50,000.00	50,000.00
	Account <b>5213.100 - Services, Professional and Contract Services General</b> Totals	Transactions	1	\$50,000.00
Account <b>5290.290 - Loan Programs BHS Loans</b>				
2301.55.4892.5290.290	est 50% pay-out est 90% expenditure	1.0000	25,000,000.00	25,000,000.00
	Account <b>5290.290 - Loan Programs BHS Loans</b> Totals	Transactions	1	\$25,000,000.00
Account <b>5910.160 - Transfers Out To BHS Development Svcs Fund</b>				
2301.55.4892.5910.160	Transfers	1.0000	2,451.00	2,451.00
	Account <b>5910.160 - Transfers Out To BHS Development Svcs Fund</b> Totals	Transactions	1	\$2,451.00
	Program <b>4892 - Clark Road</b> Totals	Transactions	4	\$25,054,451.00



# Budget Transaction Report

Report by Budget Transactions  
Budget Year of 2027  
Budget Level at Department Requested

G/L Account	Transaction	Number of Units	Cost per Unit	Total Amount	
<b>EXPENSES</b>					
Fund	<b>2301 - CDBG-DR</b>				
Department	<b>55 - Business &amp; Housing Services</b>				
Program	<b>4893 - Cypress Family</b>				
Account	<b>5213.100 - Services, Professional and Contract Services General</b>				
2301.55.4893.5213.100	admin sub	1.0000	15,000.00	15,000.00	
	Account	5213.100 - Services, Professional and Contract Services General Totals	Transactions	1	\$15,000.00
Account	<b>5290.290 - Loan Programs BHS Loans</b>				
2301.55.4893.5290.290	retention pay out	1.0000	1,472,792.00	1,472,792.00	
	Account	5290.290 - Loan Programs BHS Loans Totals	Transactions	1	\$1,472,792.00
Account	<b>5910.160 - Transfers Out To BHS Development Svcs Fund</b>				
2301.55.4893.5910.160	Transfer Out for Cypress Family	1.0000	1,999.00	1,999.00	
	Account	5910.160 - Transfers Out To BHS Development Svcs Fund Totals	Transactions	1	\$1,999.00
	Program	4893 - Cypress Family Totals	Transactions	3	\$1,489,791.00
Program	<b>4894 - Cypress Senior</b>				
Account	<b>5201.100 - Office Supplies General</b>				
2301.55.4894.5201.100	2 Computers / 5 Projects	1.0000	2,000.00	2,000.00	
	Account	5201.100 - Office Supplies General Totals	Transactions	1	\$2,000.00
Account	<b>5213.100 - Services, Professional and Contract Services General</b>				
2301.55.4894.5213.100	admin sub	1.0000	50,000.00	50,000.00	
	Account	5213.100 - Services, Professional and Contract Services General Totals	Transactions	1	\$50,000.00
Account	<b>5290.290 - Loan Programs BHS Loans</b>				
2301.55.4894.5290.290	est.50% payout 58% expenditure	1.0000	15,000,000.00	15,000,000.00	
	Account	5290.290 - Loan Programs BHS Loans Totals	Transactions	1	\$15,000,000.00
Account	<b>5910.160 - Transfers Out To BHS Development Svcs Fund</b>				
2301.55.4894.5910.160	Transfers Cypress Senior	1.0000	2,451.00	2,451.00	
	Account	5910.160 - Transfers Out To BHS Development Svcs Fund Totals	Transactions	1	\$2,451.00
	Program	4894 - Cypress Senior Totals	Transactions	4	\$15,054,451.00
Program	<b>4895 - Eaglepointe</b>				
Account	<b>5213.100 - Services, Professional and Contract Services General</b>				
2301.55.4895.5213.100	admin sub	1.0000	1,000.00	1,000.00	
	Account	5213.100 - Services, Professional and Contract Services General Totals	Transactions	1	\$1,000.00
	Program	4895 - Eaglepointe Totals	Transactions	1	\$1,000.00
Program	<b>4896 - Kathy Court</b>				
Account	<b>5201.100 - Office Supplies General</b>				
2301.55.4896.5201.100	1/2 cost split by project	1.0000	100.00	100.00	
	Account	5201.100 - Office Supplies General Totals	Transactions	1	\$100.00
Account	<b>5213.100 - Services, Professional and Contract Services General</b>				
2301.55.4896.5213.100	admin sub	1.0000	15,000.00	15,000.00	
	Account	5213.100 - Services, Professional and Contract Services General Totals	Transactions	1	\$15,000.00



# Budget Transaction Report

Report by Budget Transactions  
Budget Year of 2027  
Budget Level at Department Requested

G/L Account	Transaction	Number of Units	Cost per Unit	Total Amount
<b>EXPENSES</b>				
Fund <b>2301 - CDBG-DR</b>				
Department <b>55 - Business &amp; Housing Services</b>				
Program <b>4896 - Kathy Court</b>				
Account <b>5910.160 - Transfers Out To BHS Development Svcs Fund</b>				
2301.55.4896.5910.160	Transfer	1.0000	1,323.00	1,323.00
	Account <b>5910.160 - Transfers Out To BHS Development Svcs Fund</b> Totals	Transactions	1	\$1,323.00
	Program <b>4896 - Kathy Court</b> Totals	Transactions	3	\$16,423.00
Program <b>4897 - Northwind</b>				
Account <b>5201.100 - Office Supplies General</b>				
2301.55.4897.5201.100	1/2 cost split by project	1.0000	100.00	100.00
	Account <b>5201.100 - Office Supplies General</b> Totals	Transactions	1	\$100.00
Account <b>5213.100 - Services, Professional and Contract Services General</b>				
2301.55.4897.5213.100	admin sub	1.0000	15,000.00	15,000.00
	Account <b>5213.100 - Services, Professional and Contract Services General</b> Totals	Transactions	1	\$15,000.00
Account <b>5910.160 - Transfers Out To BHS Development Svcs Fund</b>				
2301.55.4897.5910.160	Transfer	1.0000	1,548.00	1,548.00
	Account <b>5910.160 - Transfers Out To BHS Development Svcs Fund</b> Totals	Transactions	1	\$1,548.00
	Program <b>4897 - Northwind</b> Totals	Transactions	3	\$16,648.00
	Department <b>55 - Business &amp; Housing Services</b> Totals	Transactions	21	\$41,663,214.00
Department <b>65 - Emergency Mngmt &amp; Disaster Recov</b>				
Program <b>5001 - Workforce Development</b>				
Account <b>5213.100 - Services, Professional and Contract Services General</b>				
2301.65.5001.5213.100	Contractors for Workforce Development	1.0000	8,000,000.00	8,000,000.00
	Account <b>5213.100 - Services, Professional and Contract Services General</b> Totals	Transactions	1	\$8,000,000.00
	Program <b>5001 - Workforce Development</b> Totals	Transactions	1	\$8,000,000.00
Program <b>7326 - PPS Public Services</b>				
Account <b>5213.100 - Services, Professional and Contract Services General</b>				
2301.65.7326.5213.100	Project 7326	1.0000	250,000.00	250,000.00
	Account <b>5213.100 - Services, Professional and Contract Services General</b> Totals	Transactions	1	\$250,000.00
	Program <b>7326 - PPS Public Services</b> Totals	Transactions	1	\$250,000.00
	Department <b>65 - Emergency Mngmt &amp; Disaster Recov</b> Totals	Transactions	2	\$8,250,000.00
	Fund <b>2301 - CDBG-DR</b> Totals	Transactions	43	\$72,255,144.00
Fund <b>2322 - BHS 2022 CDBG Com Dev Block Grnt</b>				
Department <b>55 - Business &amp; Housing Services</b>				
Program <b>4805 - Housing Rehab</b>				
Account <b>5290.290 - Loan Programs BHS Loans</b>				
2322.55.4805.5290.290	Loans	1.0000	13,282.00	13,282.00
	Account <b>5290.290 - Loan Programs BHS Loans</b> Totals	Transactions	1	\$13,282.00



# Budget Transaction Report

Report by Budget Transactions  
Budget Year of 2027  
Budget Level at Department Requested

G/L Account	Transaction	Number of Units	Cost per Unit	Total Amount
<b>EXPENSES</b>				
Fund 2322 - BHS 2022 CDBG Com Dev Block Grnt				
Department 55 - Business & Housing Services				
	Program 4805 - Housing Rehab Totals	Transactions	1	\$13,282.00
	Department 55 - Business & Housing Services Totals	Transactions	1	\$13,282.00
	Fund 2322 - BHS 2022 CDBG Com Dev Block Grnt Totals	Transactions	1	\$13,282.00
Fund 2323 - BHS 2023 CDBG Comm Dev Block Grn				
Department 55 - Business & Housing Services				
Program 4805 - Housing Rehab				
Account 5290.290 - Loan Programs BHS Loans				
2323.55.4805.5290.290	EEIP	1.0000	30,000.00	30,000.00
	Account 5290.290 - Loan Programs BHS Loans Totals	Transactions	1	\$30,000.00
	Program 4805 - Housing Rehab Totals	Transactions	1	\$30,000.00
	Department 55 - Business & Housing Services Totals	Transactions	1	\$30,000.00
	Fund 2323 - BHS 2023 CDBG Comm Dev Block Grn Totals	Transactions	1	\$30,000.00
Fund 2326 - BHS 2026 CDBG Comm Dev Block Grn				
Department 55 - Business & Housing Services				
Program 4801 - Program Administration				
Account 5213.100 - Services, Professional and Contract Services General				
2326.55.4801.5213.100	Project 4801 Professional Services	1.0000	500.00	500.00
	Account 5213.100 - Services, Professional and Contract Services General Totals	Transactions	1	\$500.00
	Program 4801 - Program Administration Totals	Transactions	1	\$500.00
	Department 55 - Business & Housing Services Totals	Transactions	1	\$500.00
	Fund 2326 - BHS 2026 CDBG Comm Dev Block Grn Totals	Transactions	1	\$500.00
Fund 2420 - BHS 2020 CalHome DA Grant				
Department 55 - Business & Housing Services				
Program 0000 - Non Program Activity				
Account 5910.160 - Transfers Out To BHS Development Svcs Fund				
2420.55.0000.5910.160	Transfers out Project 4805	1.0000	3,500.00	3,500.00
2420.55.0000.5910.160	Transfers out Project 4808	1.0000	7,000.00	7,000.00
	Account 5910.160 - Transfers Out To BHS Development Svcs Fund Totals	Transactions	2	\$10,500.00
	Program 0000 - Non Program Activity Totals	Transactions	2	\$10,500.00
Program 4805 - Housing Rehab				
Account 5201.100 - Office Supplies General				
2420.55.4805.5201.100	1/2 cost split w/FTHB	1.0000	2,000.00	2,000.00
	Account 5201.100 - Office Supplies General Totals	Transactions	1	\$2,000.00
Account 5210.100 - Postage General				
2420.55.4805.5210.100	1/3 postage	1.0000	250.00	250.00
	Account 5210.100 - Postage General Totals	Transactions	1	\$250.00



# Budget Transaction Report

Report by Budget Transactions  
Budget Year of 2027  
Budget Level at Department Requested

G/L Account	Transaction	Number of Units	Cost per Unit	Total Amount	
<b>EXPENSES</b>					
Fund	<b>2420 - BHS 2020 CalHome DA Grant</b>				
Department	<b>55 - Business &amp; Housing Services</b>				
Program	<b>4805 - Housing Rehab</b>				
Account	<b>5213.100 - Services, Professional and Contract Services General</b>				
2420.55.4805.5213.100	soft costs/loan + Spherion \$1,500/loan	4.0000	1,500.00	6,000.00	
	Account	5213.100 - Services, Professional and Contract Services General Totals	Transactions	1	\$6,000.00
Account	<b>5214 - Repair and Maint Service</b>				
2420.55.4805.5214	1/4 CDM + 1/2 eFax	1.0000	550.00	550.00	
	Account	5214 - Repair and Maint Service Totals	Transactions	1	\$550.00
Account	<b>5219.100 - Printing General</b>				
2420.55.4805.5219.100	Business cards	1.0000	75.00	75.00	
	Account	5219.100 - Printing General Totals	Transactions	1	\$75.00
Account	<b>5290.290 - Loan Programs BHS Loans</b>				
2420.55.4805.5290.290	ORR loans	2.0000	200,000.00	400,000.00	
	Account	5290.290 - Loan Programs BHS Loans Totals	Transactions	1	\$400,000.00
	Program	4805 - Housing Rehab Totals	Transactions	6	\$408,875.00
Program	<b>4808 - First Time Home Buyer Program</b>				
Account	<b>5201.100 - Office Supplies General</b>				
2420.55.4808.5201.100	1/2 cost split w/ORR	1.0000	1,250.00	1,250.00	
	Account	5201.100 - Office Supplies General Totals	Transactions	1	\$1,250.00
Account	<b>5210.100 - Postage General</b>				
2420.55.4808.5210.100	1/3 postage	1.0000	250.00	250.00	
	Account	5210.100 - Postage General Totals	Transactions	1	\$250.00
Account	<b>5213.100 - Services, Professional and Contract Services General</b>				
2420.55.4808.5213.100	est \$500 in soft costs/loan + Spherion	1.0000	10,000.00	10,000.00	
	Account	5213.100 - Services, Professional and Contract Services General Totals	Transactions	1	\$10,000.00
Account	<b>5214 - Repair and Maint Service</b>				
2420.55.4808.5214	1/4 CDM + 1/2 eFax	1.0000	525.00	525.00	
	Account	5214 - Repair and Maint Service Totals	Transactions	1	\$525.00
Account	<b>5219.100 - Printing General</b>				
2420.55.4808.5219.100	Business cards	1.0000	75.00	75.00	
	Account	5219.100 - Printing General Totals	Transactions	1	\$75.00
Account	<b>5290.290 - Loan Programs BHS Loans</b>				
2420.55.4808.5290.290	est. 20 FTHB loans	8.0000	100,000.00	800,000.00	
	Account	5290.290 - Loan Programs BHS Loans Totals	Transactions	1	\$800,000.00
	Program	4808 - First Time Home Buyer Program Totals	Transactions	6	\$812,100.00
	Department	55 - Business & Housing Services Totals	Transactions	14	\$1,231,475.00
	Fund	2420 - BHS 2020 CalHome DA Grant Totals	Transactions	14	\$1,231,475.00



# Budget Transaction Report

Report by Budget Transactions  
Budget Year of 2027  
Budget Level at Department Requested

G/L Account	Transaction	Number of Units	Cost per Unit	Total Amount
<b>EXPENSES</b>				
Fund 2421 - BHS 2025 CalHome				
Department 55 - Business & Housing Services				
Program 4805 - Housing Rehab				
Account 5213.100 - Services, Professional and Contract Services General				
2421.55.4805.5213.100	Project 4805 Professional Services	1.0000	3,000.00	3,000.00
	Account 5213.100 - Services, Professional and Contract Services General Totals	Transactions	1	\$3,000.00
Account 5290.290 - Loan Programs BHS Loans				
2421.55.4805.5290.290	Loans	1.0000	100,000.00	100,000.00
	Account 5290.290 - Loan Programs BHS Loans Totals	Transactions	1	\$100,000.00
Account 5910.160 - Transfers Out To BHS Development Svcs Fund				
2421.55.4805.5910.160	Transfer	1.0000	2,500.00	2,500.00
	Account 5910.160 - Transfers Out To BHS Development Svcs Fund Totals	Transactions	1	\$2,500.00
	Program 4805 - Housing Rehab Totals	Transactions	3	\$105,500.00
Program 4808 - First Time Home Buyer Program				
Account 5290.290 - Loan Programs BHS Loans				
2421.55.4808.5290.290	Loans	1.0000	500,000.00	500,000.00
	Account 5290.290 - Loan Programs BHS Loans Totals	Transactions	1	\$500,000.00
Account 5910.160 - Transfers Out To BHS Development Svcs Fund				
2421.55.4808.5910.160	Transfer	1.0000	10,500.00	10,500.00
	Account 5910.160 - Transfers Out To BHS Development Svcs Fund Totals	Transactions	1	\$10,500.00
	Program 4808 - First Time Home Buyer Program Totals	Transactions	2	\$510,500.00
	Department 55 - Business & Housing Services Totals	Transactions	5	\$616,000.00
	Fund 2421 - BHS 2025 CalHome Totals	Transactions	5	\$616,000.00
Fund 2510 - Impact Fees Road Improvements				
Department 45 - Public Works				
Program 8407 - Off-System Road Rehabilitation F				
Account 5700.101 - Construction Services Progress Payments				
2510.45.8407.5700.101	Project 8407	1.0000	50,479.00	50,479.00
	Account 5700.101 - Construction Services Progress Payments Totals	Transactions	1	\$50,479.00
	Program 8407 - Off-System Road Rehabilitation F Totals	Transactions	1	\$50,479.00
	Department 45 - Public Works Totals	Transactions	1	\$50,479.00
	Fund 2510 - Impact Fees Road Improvements Totals	Transactions	1	\$50,479.00
Fund 2551 - Impact Fees - Drainage				
Department 45 - Public Works				
Program 7303 - On-System Road Rehabilitation ER				
Account 5753 - Non-Participating Costs - ATT				
2551.45.7303.5753	Project 7303	1.0000	200,000.00	200,000.00
	Account 5753 - Non-Participating Costs - ATT Totals	Transactions	1	\$200,000.00
	Program 7303 - On-System Road Rehabilitation ER Totals	Transactions	1	\$200,000.00



# Budget Transaction Report

Report by Budget Transactions  
Budget Year of 2027  
Budget Level at Department Requested

G/L Account	Transaction	Number of Units	Cost per Unit	Total Amount
<b>EXPENSES</b>				
Fund 2551 - Impact Fees - Drainage				
	Department 45 - Public Works Totals	Transactions	1	\$200,000.00
	Fund 2551 - Impact Fees - Drainage Totals	Transactions	1	\$200,000.00
Fund 2721 - PLHA - Perm Local Housing Alloc				
Department 55 - Business & Housing Services				
Program 4800 - Development Services				
Account 5291.291 - Grant Programs BHS Grants				
2721.55.4800.5291.291	remaining plha funds available for NVHT projects	1.0000	150,000.00	150,000.00
	Account 5291.291 - Grant Programs BHS Grants Totals	Transactions	1	\$150,000.00
	Program 4800 - Development Services Totals	Transactions	1	\$150,000.00
Program 4801 - Program Administration				
Account 5910.160 - Transfers Out To BHS Development Svcs Fund				
2721.55.4801.5910.160	Transfer	1.0000	1,130.00	1,130.00
	Account 5910.160 - Transfers Out To BHS Development Svcs Fund Totals	Transactions	1	\$1,130.00
	Program 4801 - Program Administration Totals	Transactions	1	\$1,130.00
	Department 55 - Business & Housing Services Totals	Transactions	2	\$151,130.00
	Fund 2721 - PLHA - Perm Local Housing Alloc Totals	Transactions	2	\$151,130.00
Fund 2923 - TOP Housing Revolving Loans				
Department 55 - Business & Housing Services				
Program 4802 - Rebuild with Held Funds				
Account 5290.290 - Loan Programs BHS Loans				
2923.55.4802.5290.290	Loans	1.0000	25,000.00	25,000.00
	Account 5290.290 - Loan Programs BHS Loans Totals	Transactions	1	\$25,000.00
	Program 4802 - Rebuild with Held Funds Totals	Transactions	1	\$25,000.00
	Department 55 - Business & Housing Services Totals	Transactions	1	\$25,000.00
	Fund 2923 - TOP Housing Revolving Loans Totals	Transactions	1	\$25,000.00
Fund 5900 - Transit Fund				
Department 40 - Community Development				
Program 4820 - CDD - Transit Operations				
Account 5260 - Miscellaneous				
5900.40.4820.5260	Bus Pass Sales	1.0000	1,000.00	1,000.00
	Account 5260 - Miscellaneous Totals	Transactions	1	\$1,000.00
	Program 4820 - CDD - Transit Operations Totals	Transactions	1	\$1,000.00
	Department 40 - Community Development Totals	Transactions	1	\$1,000.00
	Fund 5900 - Transit Fund Totals	Transactions	1	\$1,000.00



# Budget Transaction Report

Report by Budget Transactions  
Budget Year of 2027  
Budget Level at Department Requested

G/L Account	Transaction	Number of Units	Cost per Unit	Total Amount
<b>EXPENSES</b>				
Fund <b>7611 - GASB 45 Retiree Medical Trust</b>				
Department <b>00 - Non Department Activity</b>				
Program <b>0000 - Non Program Activity</b>				
Account <b>5610 - Trustee/Administrative Fees</b>				
7611.00.0000.5610	Fees	1.0000	1,000.00	1,000.00
	Account <b>5610 - Trustee/Administrative Fees</b> Totals	Transactions	1	\$1,000.00
	Program <b>0000 - Non Program Activity</b> Totals	Transactions	1	\$1,000.00
	Department <b>00 - Non Department Activity</b> Totals	Transactions	1	\$1,000.00
	Fund <b>7611 - GASB 45 Retiree Medical Trust</b> Totals	Transactions	1	\$1,000.00
Fund <b>7626 - Traffic Safety Impound Fund</b>				
Department <b>30 - Police</b>				
Program <b>4520 - Police Operations</b>				
Account <b>5202.100 - Operating Supplies General</b>				
7626.30.4520.5202.100	Traffic Related Supplies	1.0000	7,300.00	7,300.00
	Account <b>5202.100 - Operating Supplies General</b> Totals	Transactions	1	\$7,300.00
	Program <b>4520 - Police Operations</b> Totals	Transactions	1	\$7,300.00
	Department <b>30 - Police</b> Totals	Transactions	1	\$7,300.00
	Fund <b>7626 - Traffic Safety Impound Fund</b> Totals	Transactions	1	\$7,300.00
Fund <b>7627 - Tech Equip Replacement/Update</b>				
Department <b>00 - Non Department Activity</b>				
Program <b>0000 - Non Program Activity</b>				
Account <b>5910.203 - Transfers Out Building Safety &amp; WW Services</b>				
7627.00.0000.5910.203	Transfers Out Building Safety & WW Services	1.0000	51,400.00	51,400.00
	Account <b>5910.203 - Transfers Out Building Safety &amp; WW Services</b> Totals	Transactions	1	\$51,400.00
	Program <b>0000 - Non Program Activity</b> Totals	Transactions	1	\$51,400.00
	Department <b>00 - Non Department Activity</b> Totals	Transactions	1	\$51,400.00
	Fund <b>7627 - Tech Equip Replacement/Update</b> Totals	Transactions	1	\$51,400.00
Fund <b>7628 - General Plan Update</b>				
Department <b>00 - Non Department Activity</b>				
Program <b>0000 - Non Program Activity</b>				
Account <b>5213.100 - Services, Professional and Contract Services General</b>				
7628.00.0000.5213.100	General Plan Update	1.0000	897,000.00	897,000.00
	Account <b>5213.100 - Services, Professional and Contract Services General</b> Totals	Transactions	1	\$897,000.00
	Program <b>0000 - Non Program Activity</b> Totals	Transactions	1	\$897,000.00
	Department <b>00 - Non Department Activity</b> Totals	Transactions	1	\$897,000.00
	Fund <b>7628 - General Plan Update</b> Totals	Transactions	1	\$897,000.00



# Budget Transaction Report

Report by Budget Transactions  
Budget Year of 2027  
Budget Level at Department Requested

G/L Account	Transaction	Number of Units	Cost per Unit	Total Amount
<b>EXPENSES</b>				
Fund <b>7629 - Hydrant Maintenance Fund</b>				
Department <b>35 - Fire</b>				
Program <b>4610 - Fire - Administrative</b>				
Account <b>5209.101 - Auto Fuel Expense Town Vehicles</b>				
7629.35.4610.5209.101	Fuel	1.0000	1,500.00	1,500.00
	Account <b>5209.101 - Auto Fuel Expense Town Vehicles</b> Totals	Transactions	1	\$1,500.00
Account <b>5216.100 - Communications General Services</b>				
7629.35.4610.5216.100	Cell Allowance	1.0000	300.00	300.00
	Account <b>5216.100 - Communications General Services</b> Totals	Transactions	1	\$300.00
Account <b>5910.010 - Transfers Out To General Fund</b>				
7629.35.4610.5910.010	Transfer to General Fund	1.0000	5,332.00	5,332.00
	Account <b>5910.010 - Transfers Out To General Fund</b> Totals	Transactions	1	\$5,332.00
	Program <b>4610 - Fire - Administrative</b> Totals	Transactions	3	\$7,132.00
	Department <b>35 - Fire</b> Totals	Transactions	3	\$7,132.00
	Fund <b>7629 - Hydrant Maintenance Fund</b> Totals	Transactions	3	\$7,132.00
Fund <b>7640 - Disability Access and Education</b>				
Department <b>00 - Non Department Activity</b>				
Program <b>0000 - Non Program Activity</b>				
Account <b>5220.100 - Employee Development General</b>				
7640.00.0000.5220.100	Disability Access Training	1.0000	3,500.00	3,500.00
	Account <b>5220.100 - Employee Development General</b> Totals	Transactions	1	\$3,500.00
	Program <b>0000 - Non Program Activity</b> Totals	Transactions	1	\$3,500.00
	Department <b>00 - Non Department Activity</b> Totals	Transactions	1	\$3,500.00
	Fund <b>7640 - Disability Access and Education</b> Totals	Transactions	1	\$3,500.00
Fund <b>7650 - TOP as Successor RDA</b>				
Department <b>60 - RDA</b>				
Program <b>4975 - Successor RDANH Operations</b>				
Account <b>5501 - Debt Service Payment - Principal</b>				
7650.60.4975.5501	Principal 2006 Bond	1.0000	150,000.00	150,000.00
	Account <b>5501 - Debt Service Payment - Principal</b> Totals	Transactions	1	\$150,000.00
Account <b>5502 - Debt Service Payment - Interest</b>				
7650.60.4975.5502	Interest	1.0000	263,955.00	263,955.00
	Account <b>5502 - Debt Service Payment - Interest</b> Totals	Transactions	1	\$263,955.00
	Program <b>4975 - Successor RDANH Operations</b> Totals	Transactions	2	\$413,955.00
	Department <b>60 - RDA</b> Totals	Transactions	2	\$413,955.00
	Fund <b>7650 - TOP as Successor RDA</b> Totals	Transactions	2	\$413,955.00



# Budget Transaction Report

Report by Budget Transactions  
Budget Year of 2027  
Budget Level at Department Requested

G/L Account	Transaction	Number of Units	Cost per Unit	Total Amount
<b>EXPENSES</b>				
Fund <b>7651 - Camp Fire Insurance Fund</b>				
Department <b>45 - Public Works</b>				
Program <b>9441 - Facilities Master Plan</b>				
Account <b>5213.100 - Services, Professional and Contract Services General</b>				
7651.45.9441.5213.100	Project 9441 Facilities Master Plan	1.0000	491,200.00	491,200.00
	Account <b>5213.100 - Services, Professional and Contract Services General</b> Totals	Transactions	1	\$491,200.00
	Program <b>9441 - Facilities Master Plan</b> Totals	Transactions	1	\$491,200.00
	Department <b>45 - Public Works</b> Totals	Transactions	1	\$491,200.00
	Fund <b>7651 - Camp Fire Insurance Fund</b> Totals	Transactions	1	\$491,200.00
Fund <b>7805 - VIPS Volunteers in Police Servic</b>				
Department <b>30 - Police</b>				
Program <b>4510 - Police Administration</b>				
Account <b>5202.100 - Operating Supplies General</b>				
7805.30.4510.5202.100	Other Supplies	1.0000	500.00	500.00
	Account <b>5202.100 - Operating Supplies General</b> Totals	Transactions	1	\$500.00
Account <b>5220.100 - Employee Development General</b>				
7805.30.4510.5220.100	VIPS Training	1.0000	300.00	300.00
	Account <b>5220.100 - Employee Development General</b> Totals	Transactions	1	\$300.00
Account <b>5223.105 - Meals and Refreshments Emergencies and Meetings</b>				
7805.30.4510.5223.105	End of Year Event	1.0000	1,000.00	1,000.00
	Account <b>5223.105 - Meals and Refreshments Emergencies and Meetings</b> Totals	Transactions	1	\$1,000.00
	Program <b>4510 - Police Administration</b> Totals	Transactions	3	\$1,800.00
	Department <b>30 - Police</b> Totals	Transactions	3	\$1,800.00
	Fund <b>7805 - VIPS Volunteers in Police Servic</b> Totals	Transactions	3	\$1,800.00
Fund <b>7808 - Canine Protection Unit Donations</b>				
Department <b>30 - Police</b>				
Program <b>4520 - Police Operations</b>				
Account <b>5202.100 - Operating Supplies General</b>				
7808.30.4520.5202.100	Supplies	1.0000	1,000.00	1,000.00
	Account <b>5202.100 - Operating Supplies General</b> Totals	Transactions	1	\$1,000.00
	Program <b>4520 - Police Operations</b> Totals	Transactions	1	\$1,000.00
	Department <b>30 - Police</b> Totals	Transactions	1	\$1,000.00
	Fund <b>7808 - Canine Protection Unit Donations</b> Totals	Transactions	1	\$1,000.00
Fund <b>7811 - Animal Control Misc Donations</b>				
Department <b>30 - Police</b>				
Program <b>4540 - Police - Animal Control</b>				
Account <b>5202.100 - Operating Supplies General</b>				
7811.30.4540.5202.100	Supplies	1.0000	1,000.00	1,000.00
	Account <b>5202.100 - Operating Supplies General</b> Totals	Transactions	1	\$1,000.00



# Budget Transaction Report

Report by Budget Transactions  
Budget Year of 2027  
Budget Level at Department Requested

G/L Account	Transaction	Number of Units	Cost per Unit	Total Amount
<b>EXPENSES</b>				
Fund	<b>7811 - Animal Control Misc Donations</b>			
Department	<b>30 - Police</b>			
Program	<b>4540 - Police - Animal Control</b>			
Account	<b>5213.100 - Services, Professional and Contract Services General</b>			
7811.30.4540.5213.100	Vet Services	40.0000	400.00	16,000.00
	Account <b>5213.100 - Services, Professional and Contract Services General</b> Totals	Transactions	1	\$16,000.00
	Program <b>4540 - Police - Animal Control</b> Totals	Transactions	2	\$17,000.00
	Department <b>30 - Police</b> Totals	Transactions	2	\$17,000.00
	Fund <b>7811 - Animal Control Misc Donations</b> Totals	Transactions	2	\$17,000.00
	<b>EXPENSES Totals</b>	<b>Transactions</b>	<b>781</b>	<b>\$111,842,081.00</b>
	Grand Totals	Transactions	964	\$229,849,611.00