



CITY OF NORMAN, OK CITY COUNCIL STUDY SESSION

Municipal Building, Executive Conference Room, 201 West Gray, Norman,
OK 73069

Tuesday, November 18, 2025 at 5:30 PM

AGENDA

It is the policy of the City of Norman that no person or groups of persons shall on the grounds of race, color, religion, ancestry, national origin, age, place of birth, sex, sexual orientation, gender identity or expression, familial status, marital status, including marriage to a person of the same sex, disability, relation, or genetic information, be excluded from participation in, be denied the benefits of, or otherwise subjected to discrimination in employment activities or in all programs, services, or activities administered by the City, its recipients, sub-recipients, and contractors. In the event of any comments, complaints, modifications, accommodations, alternative formats, and auxiliary aids and services regarding accessibility or inclusion, please call 405-366-5424, Relay Service: 711. To better serve you, five (5) business days' advance notice is preferred.

CALL TO ORDER

AGENDA ITEMS


1. DISCUSSION REGARDING STATUS OF THE FYE 2026 CAPITAL IMPROVEMENTS PROGRAM BUDGET AND PREPARATION OF FYE 2027 CAPITAL IMPROVEMENTS PROGRAM BUDGET.

ADJOURNMENT

City of Norman

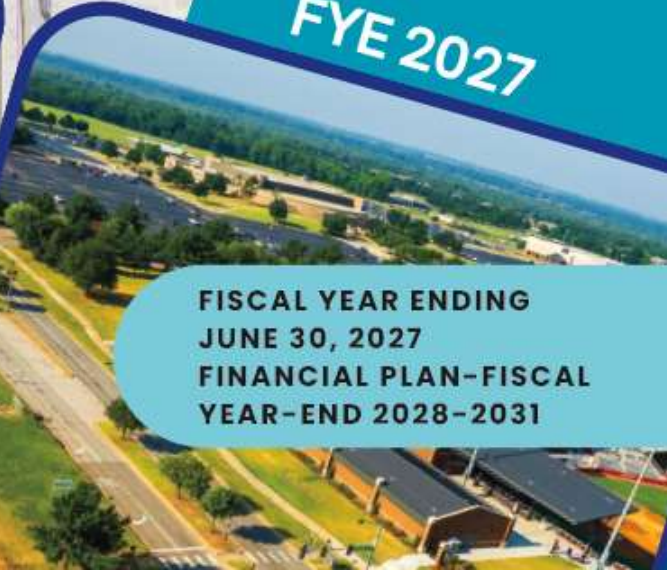
CAPITAL IMPROVEMENT PROJECTS BUDGET

Tour of Jenkins



FYE 2027

FISCAL YEAR ENDING
JUNE 30, 2027
FINANCIAL PLAN-FISCAL
YEAR-END 2028-2031



Item 1.

CITY OF NORMAN

Fiscal Year Ending 2025-2026 Review & Fiscal Year Ending 2027-2031 Capital Improvement Budget and Program Preparation

Capital Budget Calendar for Preparation of the FYE 2027 C.I.P.

- November 18, 2025
 - Review of FYE 26 CIP & discussion of Council priorities for FYE 27 CIP
- March 3, 2026
 - Discussion on proposed new and recurring projects
- May 5, 2026
 - Review of final proposed plan for FYE 2027

What is a Capital Project?

- A project which generally costs more than \$100,000;
- Is relatively fixed or permanent in nature;
- Asset with an expected life of more than five years;
- Usually consists of the construction of a new, expanded or improved tangible asset;
- Often takes more than one fiscal year to complete;
- Contracted services for design, land acquisition and utility relocations may be required in advance of construction.



Capital Projects Sources

- Purpose of Capital Improvement Projects Program is to support services of municipal government.
- Projects are identified in Long Range Master Plans that are reviewed by citizens and adopted by City Council (Land Use, Transportation, Parks, Water, Wastewater, Greenways, Stormwater, etc.).
- Priorities are set by Council (short range, long range). The short range needs go into a one-year adopted capital budget; The long range needs go into a 5-year Capital Plan with proposed schedules of implementation and available funding sources.
- Emergencies and high priority unanticipated project needs can be added through re-allocation or appropriation of funds by Council.
- Sources of funding include voter-approved general obligation bond proceeds, (0.7%) Capital Sales Tax, (0.5%) Norman Forward Sales Tax and Public Safety Sales Tax, University North Park and Center City Tax Increment Finance revenues, enterprise revenues, intergovernmental grants, Room Tax, private funds, and others.

All Funds Included in C.I.P. Budget

Special Purpose Capital Funds

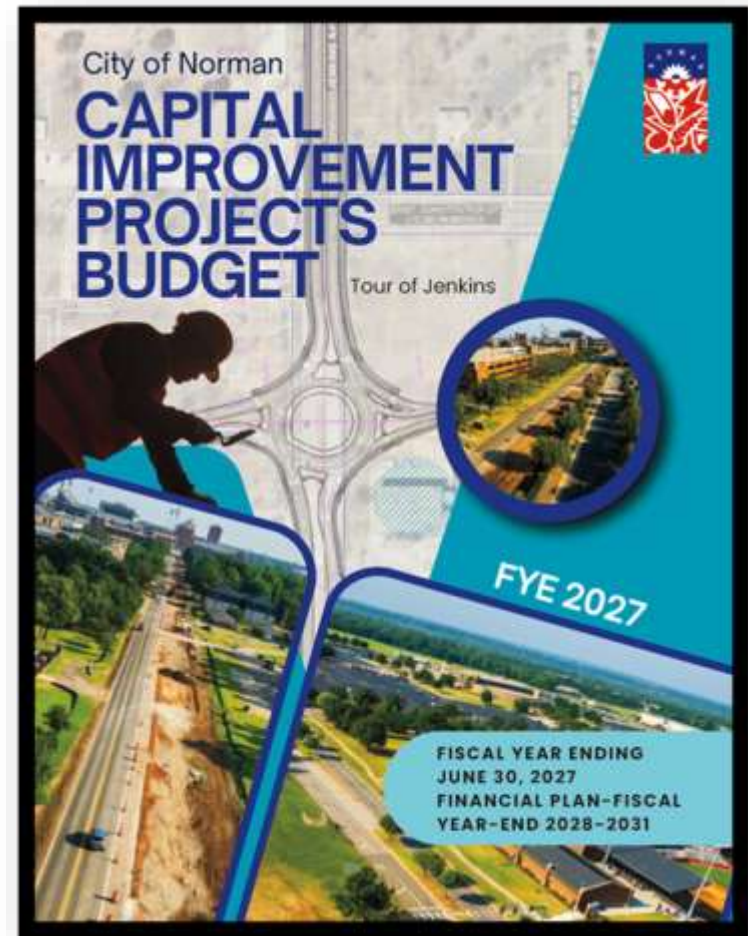
- Public Safety Sales Tax Fund
- Community Development Block Grant (CDBG) Fund
- Special Grants Fund
- Room Tax Fund
- Public Transportation and Parking Fund
- Capital Fund (Pay-As-You-Go, or "PAYGO")
- Capital Fund (General Obligation Bonds)
- Norman Forward Sales Tax Fund
- Park Land & Development Fund
- University North Park Tax Increment Finance District Fund
- Center City Tax Increment Finance District Fund
- Arterial Road Recoupment Fund



Funds Included in C.I.P. Budget (Cont.)

Enterprise Funds

- Water Fund
- Water Reclamation Fund
- Sanitation Fund
- Sewer Maintenance Fund
- New Development Excise Tax Fund



Status of Capital Fund

- Capital Fund PayGo
 - FYE 25 estimated available for new projects is **-\$12,975,985***
 - FYE 26 projected available for new projects is **-\$8,299,944***
 - **FYE 27 projected available for new projects is **-\$4,975,836*****
 - FYE 28 projected available for new projects is **-\$308,047***
 - FYE 29 Projected available for new projects is **\$4,543,199***

* All estimations/projections for FYE 25 and beyond include the assumption that all previously appropriated project balances will be spent down to \$0.

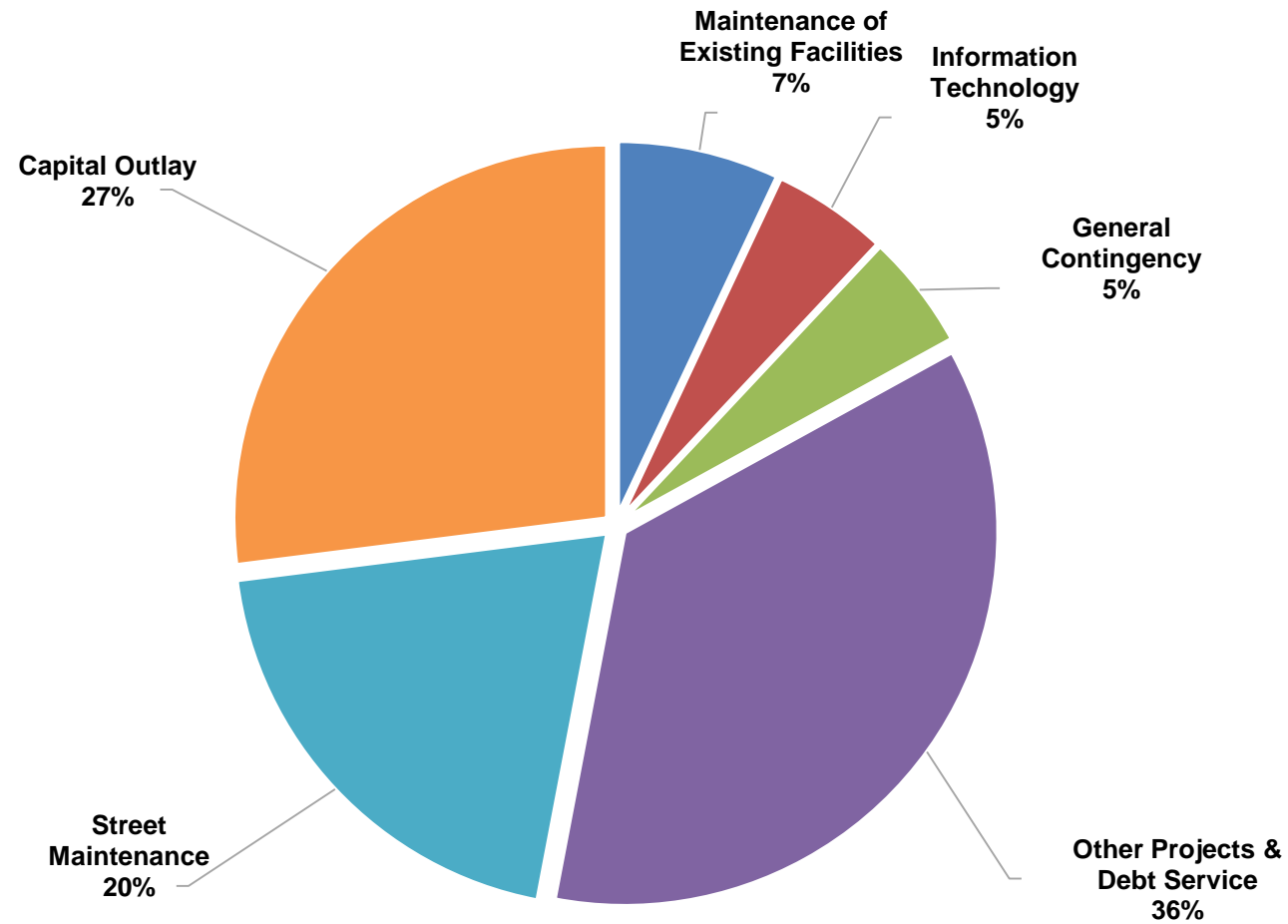
Status of Capital Fund

Item 1.

	FYE 24 ACTUAL	FYE 25 ESTIMATED	FYE 26 PRELIMINARY	FYE 26 ADOPTED	FYE 27 PROJECTED
1 Beginning Fund Balance	\$ 86,069,956	\$ 81,182,295	\$ 30,146,984	\$ 30,146,984	\$ 57,415,455
2					
3 Revenues:					
4 Sales Tax	\$ 16,743,287	\$ 17,512,533	\$ 17,512,533	\$ 17,512,533	\$ 17,862,784
8					
9 Subtotal	\$ 20,142,003	\$ 18,212,533	\$ 18,212,533	\$ 18,212,533	\$ 18,562,784
17 Bond Proceeds	16,000,000	26,000,000	34,000,000	34,000,000	-
18					
19 Total Revenue	\$ 40,460,632	\$ 44,212,533	\$ 52,212,533	\$ 52,212,533	\$ 18,562,784
20					
21 Expenditures:					
26 Capital Projects (See Detail)	15,018,312	24,344,681	4,091,848	4,091,848	3,405,000
51					
52 Total Expenditures	\$ 45,348,293	\$ 95,247,844	\$ 24,944,063	\$ 24,944,063	\$ 24,973,309
53					
54 Net Difference	\$ (4,887,661)	\$ (51,035,311)	\$ 27,268,470	\$ 27,268,470	\$ (6,410,526)
55					
56 Ending Fund Balance	\$ 81,182,295	\$ 30,146,984	\$ 57,415,455	\$ 57,415,455	\$ 51,004,929
57	=====	=====	=====	=====	=====
58 Reserves:					
59 General Contingency	1,172,030	1,225,877	875,627	875,627	893,139
60 Reserve for Bond Proceeds - 19B - 2019 Vote	4,677,485	(0)	(0)	(0)	(0)
61 Reserve for Bond Proceeds - 21 - 2021 Vote	5,796,223	-	-	-	-
62 Reserve for Bond Proceeds - 23A - 2019 Vote	27,263,263	-	-	-	-
63 Reserve for Bond Proceeds - 23B - 2021 Vote	14,142,506	14,043,641	10,250,298	10,250,298	10,250,298
64 Reserve for Bond Proceeds - 24A - 2023 Vote	16,103,215	3,424,883	-	-	-
65 Reserve for Bond Proceeds - 24B - 2019 Vote		24,428,568	22,991,057	22,991,057	13,238,911
66 Reserve for Bond Proceeds - 26 - 2023 Vote			31,598,417	31,598,417	31,598,417
67 Reserve for Encumbrances	8,835,453	-	-	-	-
68 Available for New Projects	3,192,120	(12,975,985)	(8,299,944)	(8,299,944)	(4,975,836)

Capital Sales Tax Guidelines to Allocate New Revenue

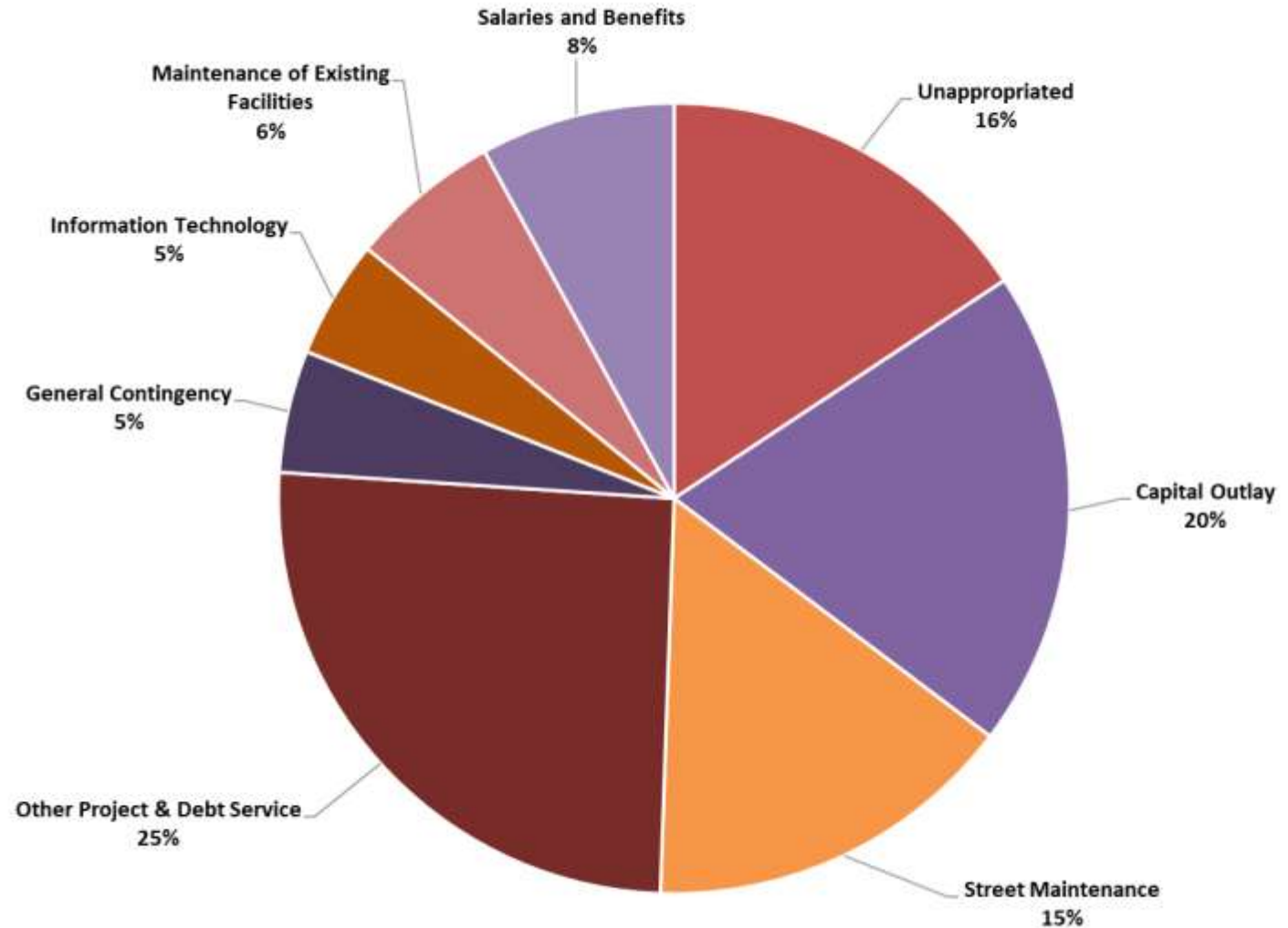
Item 1.



Adopted Capital Sales Tax Allocations

Item 1.

- Total Projected FYE 26 Capital Sales Tax Revenue: **\$17,512,533.**
- Total FYE 26 Pay-Go Capital Sales Tax Expenditures: **\$14,762,370.**



Capital Fund

Recurring Projects in FYE 2026

Item 1.

FYE 26 Recurring Projects:

- Street Maintenance (\$2,675,000)
- 50/50 Driveway Repair Program (\$10,000)
- Street Striping (\$50,000)
- Stormwater (\$2,450,000)
- Park Amenities (\$45,000)
- Tree Program (\$65,000)
- IT Hardware/Software (\$845,000)
- Capital Outlay (\$3,428,384)
- Personnel (\$1,393,020)
- Maintenance of Existing Facilities (\$1,079,598)
- Recurring Sidewalk Projects (\$500,000)

Total (\$12,621,002)

Recurring Projects not included in the Capital Budget for FYE 26:

- Alley Repair (\$200,000)*
- ADA Compliance (\$300,000)*
- Oklahoma Department of Transportation Audit Adjustment (\$100,000)*
- **PayGo** Bridge Maintenance (\$1,000,000)*
- Traffic Calming (\$50,000)*
- Community/Neighborhood Improvements (\$100,000)*

* All recurring programs not included in the FYE 26 Capital Budget are included in the CIP schedule and projections for FYE 27 and beyond.

FYE 2021-2026 Street Maintenance Bond Program

5-year \$27 Million

(April 6, 2021 Voter Approved)

Street Maintenance [Year 1] FYE 2022

- Urban Asphalt Pavement [Complete]
- Urban Concrete Pavement [Complete]
- Rural Road Rehabilitation [Complete]
- Urban Road Reconstruction [Complete]
- Preventive Maintenance [Complete]

Street Maintenance [Year 2] FYE 2023

- Urban Asphalt Pavement [Complete]
- Urban Concrete Pavement [Complete]
- Rural Road Rehabilitation [Complete]
- Urban Road Reconstruction [Complete]
- Preventive Maintenance [Complete]

Street Maintenance [Year 3] FYE 2024

- Urban Asphalt Pavement [Complete]
- Urban Concrete Pavement [Complete]
- Rural Road Rehabilitation [Complete]
- Urban Road Reconstruction [Complete]
- Preventive Maintenance [Complete]

Street Maintenance [Year 4] FYE 2025

- Urban Asphalt Pavement [Under Construction]
- Urban Concrete Pavement [Complete]
- Rural Road Rehabilitation [Under Construction]
- Urban Road Reconstruction [Complete]
- Preventive Maintenance [Complete]

Street Maintenance [Year 5] FYE 2026

- Urban Asphalt Pavement [Under Construction]
- Urban Concrete Pavement [Under Construction]
- Rural Road Rehabilitation [Under Construction]
- Urban Road Reconstruction [Under Construction]
- Preventive Maintenance [Complete]

2019 TRANSPORTATION BOND TIMELINE

- Total Voter Approved GO Bond Authorization: \$72,000,000;
- Total GO Bonds Issued To Date: \$46,000,000
- Current Schedule:
8 projects under construction / complete by 2027
- Original Schedule:
13 projects under construction / complete by 2027
- ACOG funds, grants, and other funding sources will be pursued for the remaining projects

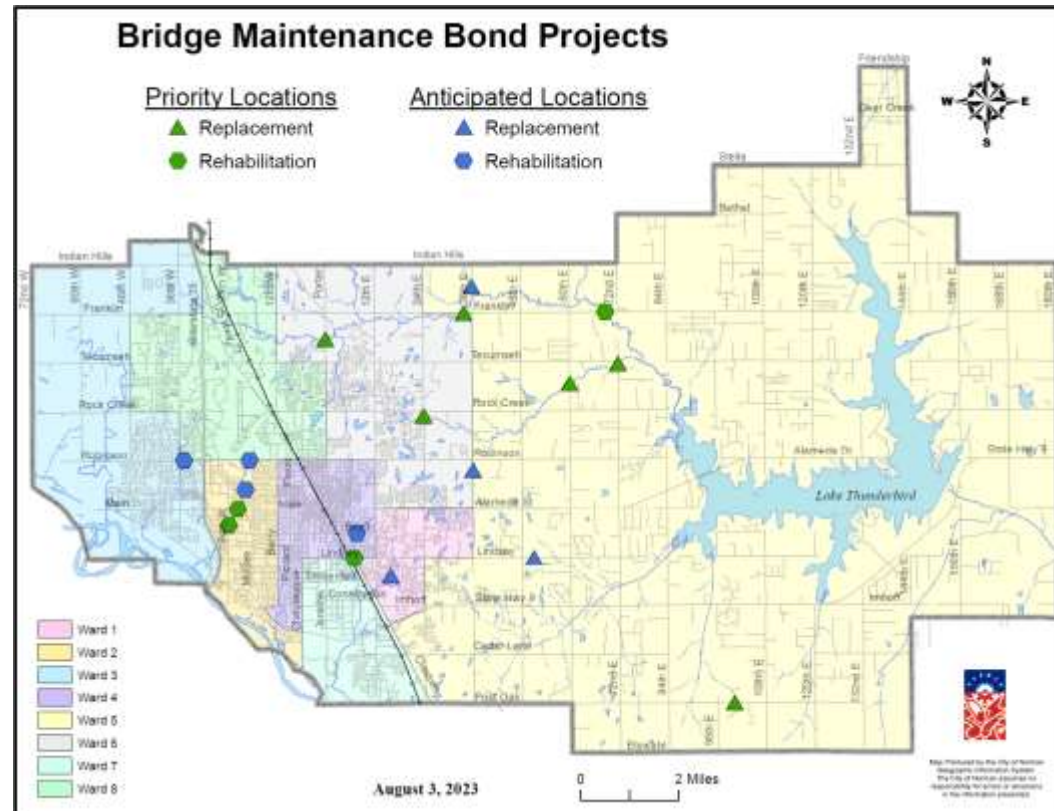
Original Construction Year	Planned Construction Year	Project Name / Location
COMPLETE		\$ Porter Avenue and Acres Street
COMPLETE		🔒 Porter Avenue Streetscape
UNDERWAY		🔒 Gray Street Two-Way Conversion
2022	2029	James Garner Avenue - Acres to Duffy
UNDERWAY		🔒 Traffic Management Center
UNDERWAY		🔒 Jenkins Avenue (Imhoff Road to Lindsey Street)
2023	2027	Cedar Lane Road - East of 24th Ave. SE to 36th Ave. SE
2023	2029	Constitution Street - Jenkins to Classen
2029	2027	🔒 Lindsey St. Special Corridor (Pickard Ave. to Elm Ave.)
2025	2027	36th Ave. SE - Cedar Lane Rd. to SH-9
2027	2029	🔒 Lindsey Street Special Corridor (Elm Ave. to Jenkins Ave.)

🔒 Federal Funding locked

\$ Bond funds utilized

Bridge Maintenance Bond Program

- 10 Year program
- Funded by voter approved Bridge Maintenance Bond
- GO Bond Authorization: \$50,000,000;
- GO Bonds Issued To Date: \$16,000,000
- Initial project construction began Summer 2024
- Absentee Shawnee Tribe partnership awarded \$13.8 million dollar construction grant for Porter Avenue project
- Working with Absentee Shawnee Tribe in funding additional projects



Note: Grant funding may provide additional bond program project locations.

10 Year Program

- 60th Avenue NE replacement – Complete
- Lindsey Street Rehabilitation – Complete
- E. Post Oak Replacement – Under Construction
- Main street Rehabilitation – Complete
- Franklin Road Replacement – In Design
- 24th Avenue SW Rehabilitation – In Design
- N. Porter Avenue Replacement – In Design
- Franklin Road Rehabilitation
- 24th Avenue NE Replacement
- 72nd Avenue NE Replacement
- Creekside Drive Replacement
- Iowa Street Rehabilitation
- Lindsey Street Replacement
- Boyd Street Rehabilitation
- 36th Avenue NE Replacement
- W. Robinson Street Rehabilitation
- 36th Avenue NE Replacement
- Robinson Street Rehabilitation

Public Safety Sales Tax (PSST) Fund

- The required PSST critical capital needs are fulfilled except the reconstruction of Station 5
- 2015 Norman Municipal Authority PSST Sales Tax Revenue Bonds will be paid off on March 1, 2027.
- Current estimates for a new Fire Station are now \$6,500,000.
- \$1,400,000 of remaining balance in Emergency Communications and Operations Center (ECOC) project.



Norman Forward Sales Tax Fund

- Remaining projects include: Saxon Park, Canadian River Park, new and existing neighborhood park projects, and trail/traffic improvements.
- The City recently agreed to purchase the Griffin Property, which has been leased out of the Norman Forward Fund, for \$3,306,811 with a portion of this funding coming from the Capital Fund.
- The Saxon Park project (\$2,000,000) is currently underway with construction set to begin this winter.
- \$180,000 in additional NF funds will come from the traffic and road improvements allocation to help pay for a portion of roadway construction connecting to this park from Technology Pl.
- The remaining roadway portion will be built using Capital Funds, with \$1,300,000 currently budgeted.

Upcoming Challenges and Impacts FYE 2027-2031+

Item 1.

- Rock Creek Entertainment District
- OTA ACCESS Oklahoma Turnpike Project
 - Map of East/West and North/South
- Central Library Remediation and Repairs
- Public Safety Study and Recommendations
 - Replace Police HQ and Station 1 (GO Bond?)
 - New Fire Stations 10 and 11
 - PSST III?
 - North Base Master Plan – Fire Portion
- Area and Infrastructure Master Plan Implementation
- Center City Tax Increment Finance District
 - Parking Structure Development
- Griffin Hospital Campus project
 - ODMHSAS Update (SW 59th & Penn Purchase)
 - Development Plan Approval & Chapel
- Failing Stormwater Infrastructure
- Permanent Homeless Shelter Facility (GO Bond?)
- Fleet Vehicle Replacement
- Continued Inflation in Project Costs
- Street Maintenance Bond Election (April 2026)
- New (“Kidspace”) Community Built Park Playground
 - Reaves
 - University North Park
- Parking Structures
 - New Trust
 - Campus Corner & Downtown
- Fire Station 5
 - Land Acquisition and Design?

QUESTIONS COMMENTS

Anthony.Francisco@NormanOK.gov

Kimberly.Coffman@NormanOK.gov

Jacob.Huckabaa@NormanOK.gov

More Info at:
www.NormanOK.gov