

CITY OF NORMAN, OK COMMUNITY DEVELOPMENT BLOCK GRANT POLICY COMMITTEE

Development Center, Room A, 225 N. Webster Ave., Norman, OK 73069

Monday, August 26, 2024 at 6:00 PM

MINUTES

It is the policy of the City of Norman that no person or groups of persons shall on the grounds of race, color, religion, ancestry, national origin, age, place of birth, sex, sexual orientation, gender identity or expression, familial status, marital status, including marriage to a person of the same sex, disability, relation, or genetic information, be excluded from participation in, be denied the benefits of, or otherwise subjected to discrimination in employment activities or in all programs, services, or activities administered by the City, its recipients, sub-recipients, and contractors. In the event of any comments, complaints, modifications, accommodations, alternative formats, and auxiliary aids and services regarding accessibility or inclusion, please call 405-366-5424, Relay Service: 711. To better serve you, five (5) business days' advance notice is preferred.

INTRODUCTIONS

Attendees

Karen Canavan
Heidi Smith
Tammy Vaughn

Staff

Lisa Krieg, CDBG Grants Manager
Tara Reynolds, CDBG Financial Management Analyst

The meeting was called to order at 6:05pm.

REPORTS

1. PRESENTATION OF CDBG CV2 ACCOMPLISHMENTS
Please see attached slides.

DISCUSSION ITEMS

2. Q & A REGARDING CDBG CV2 FUNDS
Tammy Vaughn stated that on behalf of Aging Services and their clients they are very grateful for the use of the funds to assist in addressing the nutrition needs of the senior citizens that they serve. The funds allowed the agency to expand the services in several ways which allowed the fragile clients to avoid potential exposure to the COVID virus.
Heidi Smith commented that the funds that were provided to Thunderbird Clubhouse allowed expansion of their meal program to serve additional clients who were struggling financially due to the impact of the pandemic.

No questions asked.

MISCELLANEOUS COMMENTS

None.

ADJOURNMENT

This meeting was adjourned at 6:48pm.

CDBG CV2

Final Report

Contact us.

Lisa Krieg
CDBG Grants Manager
405-366-5464

Participating Entities

Aging Services of Cleveland County, Inc.

Nutrition Assistance

City of Norman Parks and Recreation Dept.

Childcare Assistance

Food and Shelter, Inc.

Rental Assistance

Nutrition Assistance

Meals on Wheels, Inc.

Nutrition Assistance

Thunderbird Clubhouse, Inc.

Nutrition Assistance

Rental Assistance

221 Households

Assisted

\$223,455.80
expended

Nutrition Assistance

3,632 Households

Assisted

\$330,000 expended

Childcare

17 Households

Assisted

\$22,565 expended

Community Development Block Grant CV2

Oklahoma Department of Commerce

Nutrition Assistance

Administered by:

Aging Services of Cleveland County, Inc.

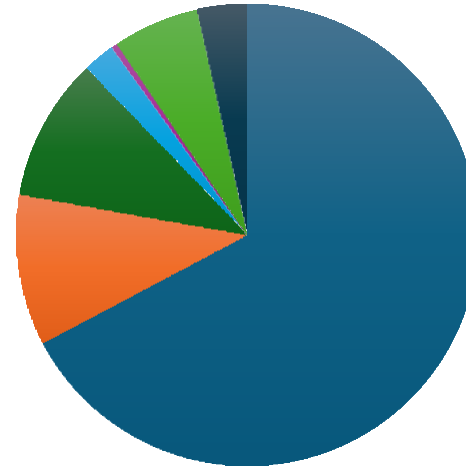
Food and Shelter, Inc.

Meals on Wheels, Inc.

Thunderbird Clubhouse, Inc.

- \$330,000 (\$19,090.35 Activity Delivery Cost; \$310,909.65 Meals)
- Households required to be 80% or below Median Household Income

Demographics



Race	
White	4,964
Black	777
American Indian	737
Asian	169
Hawaiian/Pacific Islander	32
Multi	446
Refused	254
Of Hispanic or Latino Origin	511
Not of Hispanic or Latino Origin	3,211

A total of 128,122 meals provided

3,632 Households consisting of 7,779 individuals received assistance

Average household size was 2.03 persons

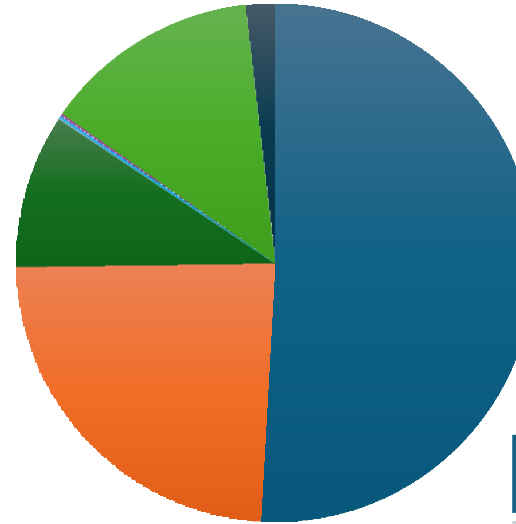
Assistance included congregate meals, home delivered meals and food pantry access

Rent Assistance

Administered by:
Food and Shelter, Inc.

- \$223,455.80 (\$18,535.16 Activity Delivery Cost; \$204,920.64 Rent)
- Households required to be 80% or below Median Household Income
- Maximum assistance of three months of rent
- All payments made directly to landlord/property owner

Demographics



Race	
White	260
Black	122
American Indian	49
Asian	1
Hawaiian/Pacific Islander	1
Multi	69
Refused	9
Of Hispanic or Latino Origin	
Of Hispanic or Latino Origin	28
Not of Hispanic or Latino Origin	483

221 Households consisting of 500 individuals received assistance

Average household size was 2.31 persons

Average assistance was \$1,011.11

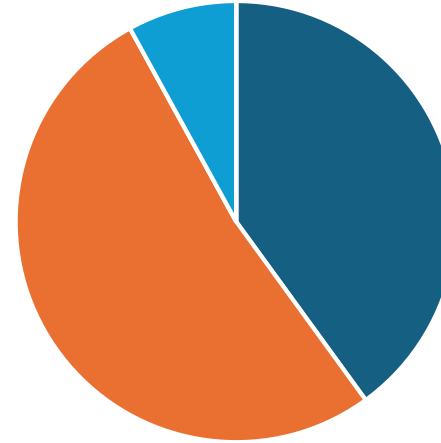
Childcare Assistance

Administered by:

City of Norman Parks and Recreation Department

- \$22,565 expended to assist in childcare when school is out of session
- Households required to be 80% or below Median Household Income
- Assistance limited to scheduled camps and activities
- Assistance included a fee waiver for participation with Parks being reimbursed actual cost of activity.

Demographics



Race	
White	20
Black	26
American Indian	0
Asian	4
Hawaiian/Pacific Islander	0
Multi	0
Refused	0
Of Hispanic or Latino Origin	0
Not of Hispanic or Latino Origin	50

17 Households consisting of 50 individuals received assistance

Average participation per household was 3 children

Average assistance was \$ 1,327.35