



(ACT) – ACTION NEEDED
(INF) – INFORMATION ONLY
(DIS) – DISCRETIONARY

A G E N D A

REGULAR MEETING OF THE CITY COUNCIL
NEEDLES PUBLIC UTILITY AUTHORITY
CITY OF NEEDLES, CALIFORNIA
TUESDAY, MAY 10, 2022
COUNCIL EXECUTIVE SESSION – 5:30 P.M.
CITY COUNCIL MEETING – 6:00 P.M.
CITY COUNCIL CHAMBERS
1111 BAILEY AVENUE, NEEDLES

**THE 5:00 P.M. PORTION OF THE CITY COUNCIL MEETING WILL BE RECESSED
BY THE CITY CLERK TO 5:30 P.M.**

AUTHORIZED BY AB 361

**THE MAYOR AND COUNCIL MEMBERS MAY BE ATTENDING THIS MEETING VIA
*** MICROSOFT TEAMS *****

**THE PUBLIC MAY ALSO ATTEND VIA TEAMS AND MAY SUBMIT ANY COMMENTS IN WRITING
PRIOR TO NOON ON THE DAY OF THE MEETING BY EMAILING djones@cityofneedles.com**

**TO JOIN THE LIVE TEAMS MEETING log into the City of Needles website at
www.cityofneedles.com to access the agenda and [Click here to join the meeting](#)**

If asked, enter the following: Meeting ID: 531 035 254#

**OR listen in and participate by calling Teams: 1-323-488-2227 - Meeting ID: 531 035 254#
The meetings are being recorded. - MASKS ARE ENCOURAGED**

CALL TO ORDER
ROLL CALL

**RECESS THE CITY COUNCIL MEETING AND CONVENE A JOINT COUNCIL / NPUA MEETING
CALL TO ORDER (Roll Call previously taken)**

PUBLIC COMMENTS PERTAINING TO THE EXECUTIVE SESSION ITEMS (A three-minute time limit per person has been established.)

RECESS TO EXECUTIVE SESSION

- a) COUNCIL: Public Employee Performance Evaluation pursuant to Government Code Section 54957 - Title of position: City Clerk
- b) NPUA / COUNCIL: Conference with Legal Counsel regarding potential initiation of litigation pursuant to Government Code Section 54956.9(d)(4) one potential case

ADJOURN THE JOINT NPUA / COUNCIL MEETING - RECONVENE THE CITY COUNCIL MEETING

EXECUTIVE SESSION – Report by City Attorney

CALL TO ORDER
ROLL CALL
INVOCATION
PLEDGE OF ALLEGIANCE
APPROVAL OF AGENDA
CONFLICT OF INTEREST
CORRESPONDENCE
INTRODUCTIONS
CITY ATTORNEY - Parliamentary procedures

As a courtesy to those in attendance, we would ask that cell phones be turned off or set in their silent mode. Thank you.

PUBLIC APPEARANCE – Persons wishing to address the City Council on subjects other than those scheduled are requested to do so at this time. When called by the Mayor, please announce your name and address for the record. In order to conduct a timely meeting, a three-minute time limit per person has been established by Municipal Code Section 2-18. Amendments to the California Government Code Section 54950 prohibits the City Council from taking action on a specific item until it appears on the agenda.

PRESENTATION

(A ten-minute time limit per presentation has been established per Municipal Code Section 2-18.)

- 1) Chamber of Commerce El Garces Visitor Center update (INF)

PUBLIC COMMENTS PERTAINING TO THE COUNCIL ITEMS (A three-minute time limit per person has been established.)

CONSENT CALENDAR: All matters listed on the Consent Calendar are considered to be routine and will be enacted by one motion in the form listed. The Mayor or any member of the City Council may pull an item from the Consent Calendar for discussion. Prior to Council action, a member of the public may address the City Council on matters scheduled on the Consent Calendar. A three-minute time limit per person applies. **Recommended Action:** Approve Items 2 through 5 on the Consent Calendar by affirmative roll call vote. (ACT)

- 2) Approve the Warrants Register through May 10, 2022
- 3) Approve the Fourth Amendment to the Professional Services Agreement for Building Official Services with Willdan Engineering increasing the Contract Compensation by an additional amount not to exceed \$48,675
- 4) Waive the reading and adopt Resolution No. 2022-37 proclaiming a local emergency, ratifying the proclamation of a State of Emergency by Executive Order N-09-21, and authorizing remote teleconference meetings of the legislative bodies of the City of Needles for the period of May 17, 2022 – June 16, 2022, pursuant to provisions of the Ralph M. Brown Act
- 5) Waive the reading and adopt Resolution No. 2022-38 awarding the City-Wide Traffic Speed Survey to Minagar & Associates Inc., in the amount not to exceed \$9,959 using COPS funding and authorize staff to issue a Notice of Award and Notice to Proceed with executing an agreement

End of Consent

REGULAR ITEM

- 6) Ordinance No. 650-AC amending Section 15A-7 "Designated Skateboarding Areas" hours of operation (2nd reading – adopt) (ACT)
- 7) State of California Drought Update (INF)

CITY ATTORNEYS REPORT

CITY MANAGERS REPORT

COUNCIL REQUESTS

Councilmember Campbell
Councilmember Evans
Councilmember Merritt
Vice Mayor Paget
Councilmember Belt
Councilmember Longacre
Mayor Williams

ADJOURNMENT

INTERNET ACCESS TO CITY COUNCIL AGENDAS AND STAFF REPORT MATERIAL IS AVAILABLE PRIOR TO CITY COUNCIL MEETINGS AT

<http://www.cityofneedles.com>

Posted May 6, 2022

SB 343-DOCUMENTS RELATED TO OPEN SESSION AGENDAS -- Any public record, relating to an open session agenda item, that is distributed within 72 hours prior to the meeting is available for public inspection at the City Clerk's Office, 817 Third Street, Needles, CA 92363.

In compliance with the American with Disabilities Act, if you need special assistance to participate in this meeting, please contact the City Clerk's Office at (760) 326-2113 ext 145. Notification 48 hours prior to the meeting will enable the City to make reasonable arrangements to ensure accessibility to this meeting (28 CFR 35.102-104 ADA Title II).

I hereby certify, under penalty of perjury under the laws of the State of California that the foregoing Agenda was posted at the front entrance of City Hall not less than 72 hours prior to the meeting.

Dated this 6th day of May 2022

Dale Jones, CMC, City Clerk



City of Needles, California Request for City Council Action

☒ CITY COUNCIL ☐ NPUA ☐ SARDA

☒ Regular ☐ Special

Meeting Date: MAY 10, 2022

Title: Warrants

Background: n/a

Fiscal Impact: n/a

Recommended Action: **APPROVE**, the Warrants Register through MAY 10, 2022.

Submitted By: Sylvia Miledi, Director of Finance

City Management Review:

Rick

Date:

5/4/22

Approved: ☐

Not Approved: ☐

Tabled: ☐

Other: ☐

Agenda Item: *2*

**CITY OF NEEDLES CITY COUNCIL
WARRANT SUMMARY TOTALS FOR APRIL 22, 2022**

		DEPT. AMT.	FUND AMT.	4/22/2022 (2)	21-22 BUDGET
FUND 101	GENERAL FUND	\$ -			
101.1015.412	CITY ATTORNEY	\$ -		\$ 46,526.75	\$80,000
101.1020.413	CITY MANAGER	\$ -		\$ 159,651.03	\$205,293
101.1025.415	FINANCE DEPT.	\$ 31.12		\$ 379,284.36	\$425,654
101.1030.414	CITY CLERK/COUNCIL/MAYOR	\$ 795.00		\$ 127,134.34	\$201,933
101.1035.416	PLANNING /ZONING	\$ 594.00		\$ 141,755.23	\$304,327
101.1040.417	ENGINEERING	\$ -		\$ 150,785.35	\$269,415
101.1060.410	COMMUNITY PROMOTIONS	\$ -		\$ 44,344.61	\$69,770
101.1070.410	SENIOR CENTER	\$ -		\$ 32,447.11	\$55,404
101.2010.421	SHERIFF	\$ -		\$ 2,528,706.29	\$3,216,842
101.2020.423	ANIMAL SHELTER/CONTROL	\$ 90.92		\$ 137,209.09	\$236,591
101.2025.424	BUILDING & SAFETY	\$ -		\$ 328,617.16	\$454,386
101.2030.423	CODE ENFORCEMENT	\$ 71.02		\$ 422,258.17	\$629,675
101.3010.431	PUBLIC WORKS	\$ -		\$ 850,513.31	\$4,513,905
101.4730.472	SANITATION	\$ -		\$ 108,652.00	\$156,217
101.5770.452	AQUATICS	\$ -		\$ 105,776.31	\$180,845
101.5772.452	PARKS	\$ -		\$ 377,921.38	\$637,633
101.5773.452	JACK SMITH PARK MARINA	\$ -		\$ 92,682.78	\$139,888
101.5774.452	RECREATION	\$ 192.20		\$ 235,653.35	\$353,231
GENERAL FUND	TOTAL ALL GF DEPARTMENTS		\$ 1,774.26		\$12,131,009
FUND 205	CDBG		\$ -	\$ 33,821.16	\$27,243
FUND 206	CEMETERY		\$ -	\$ 97,363.78	\$209,276
FUND 208	CALTRANS GRANTS		\$ -	\$ 1,291,383.32	\$984,573
FUND 209	NARCOTICS FORFEITURE		\$ -	\$ -	\$0
FUND 210	SPECIAL GAS TAX		\$ -	\$ 113,130.00	\$235,135
FUND 213	DEPT OF HOUSE. & COMM DEVL		\$ -	\$ 41,643.74	\$168,149
FUND 214	SANBAG NEW LOCAL MEAS I		\$ -	\$ 1,539.86	\$93,300
FUND 225	COPS-AB 3229 SUPPLEMENTAL		\$ -	\$ 138,432.17	\$283,431
FUND 235	INTERSTATE COMM/I40 J ST.		\$ -	\$ -	\$0
FUND 239	CA.CONSERV RECYCLING GRANT		\$ -	\$ 63,937.60	\$80,500
FUND 240	EL GARCES INTERMODAL		\$ -	\$ -	\$0
FUND 241	SAFE RTS TO SCHOOL (SR2S)		\$ -	\$ -	\$12,885
FUND 243	ACTIVE TRANSPORT PROGRAM		\$ -	\$ -	\$0
FUND 270	REDEVELOPMENT AGENCY		\$ -	\$ 165,340.30	\$204,500
FUND 470	RDA CAP PROJ.LOW & MOD.		\$ -	\$ 446.72	\$300,000
FUND 501	NPUA		\$ -	\$ 2,456,502.44	\$2,687,194
FUND 502	WATER DEPARTMENT		\$ 99.89	\$ 1,472,660.67	\$2,001,236
FUND 503	WASTEWATER DEPARTMENT		\$ 10.37	\$ 967,022.00	\$1,297,932
FUND 505	SANITATION		\$ -	\$ 1,066,173.72	\$1,324,900
FUND 506	ALL AMERICAN CANAL PROJ.		\$ 14.99	\$ 870,078.48	\$1,012,427
FUND 507	GOLF FUND	\$ -			
FUND 507-5761-453	GOLF MAINTENANCE DEPARTMENT	\$ -		\$ 480,243.24	\$731,730
FUND 507-5762-454	GOLF PRO SHOP DEPARTMENT	\$ -		\$ 253,094.06	\$368,468
FUND 507	GOLF FUND TOTAL		\$ -		
FUND 508	CUST.SVC/UT BUSINESS OFFICE	\$ -	\$ 671.34	\$ 253,216.14	\$359,455
FUND 509	MIS		\$ -	\$ 197,363.72	\$252,370
FUND 510	ADMIN. FACILITY		\$ -	\$ 134,383.52	\$395,203
FUND 511	FLEET MANAGEMENT		\$ -	\$ 150,505.73	\$270,933
FUND 512	VEHICLE REPLACEMENT		\$ -	\$ -	\$0
FUND 520	SR DIAL A RIDE		\$ -	\$ 161,518.80	\$229,711
FUND 521	DIAL-A-RIDE MEDICAL TRANS.		\$ -	\$ 19,163.03	\$40,458
FUND 525	NEEDLES AREA TRANSIT (NAT)		\$ -	\$ 326,656.16	\$494,264
FUND 580	ELECTRIC		\$ 10.37	\$ 8,823,970.48	\$12,526,973
FUND 581	NPUA CAPITAL ELECTRIC		\$ -	\$ 26,552.00	\$26,552
FUND 582	NPUA CAPITAL WATER		\$ -	\$ 1,209,449.70	\$4,672,036
FUND 583	NPUA CAPITAL WASTEWATER		\$ -	\$ 98,768.00	\$104,468
FUND 650	IMPACT FEES NORTH NEEDLES		\$ -	\$ 30.16	\$88
FUND 651	IMPACT FEES SOUTH AREAS		\$ -	\$ 22.62	\$24
TOTAL	ALL FUNDS & DEPARTMENTS		\$ 2,581.22	\$ 27,184,331.94	\$43,526,423

I certify that the expenditures/purchases to be paid by the warrants on this list have complied with § 8, Article II, Purchasing; and further, the funds to cover these purchases/expenditures, as City Audited, are included within the City

Rick Daniels, City Manager

Date

Kippy Poulson, City Treasurer

Date

Sylvia Miledi, Director of Finance

Date

CHECK NO	VENDOR NO	VENDOR NAME	VOUCHER NO	P.O. NO	DATE	ACCOUNT	REMITTANCE AMOUNT (NET OF DISC/RETAIN)	CHECK TOTAL
15334	3651	WELLS FARGO	007486		04/22/2022	101-1025-415.61-02	31.12	
			007487		04/22/2022	508-4810-478.55-00	671.34	
			007488		04/22/2022	101-2020-423.31-40	50.00	
			007489		04/22/2022	101-2020-423.61-36	40.92	
			007490		04/22/2022	506-4713-477.61-01	14.99	
			007491		04/22/2022	502-4710-471.31-90	60.00	
			007492		04/22/2022	502-4710-471.52-20	14.54	
			007493		04/22/2022	502-4710-471.52-10	10.36	
			007494		04/22/2022	503-4720-475.52-10	10.37	
			007495		04/22/2022	580-4750-473.52-10	10.37	
			007496		04/22/2022	101-1030-414.55-00	795.00	
			007554		04/22/2022	502-4710-471.31-90	14.99	
			007599		04/22/2022	101-1035-416.53-00	594.00	
			007600		04/22/2022	101-2030-423.61-21	71.02	
			007612		04/22/2022	101-5774-452.61-06	43.34	
			007613		04/22/2022	101-5774-452.60-24	148.86	
							2,581.22 *	2,581.22

BANK/CHECK TOTAL

2,581.22

ALL BANKS/CHECKS TOTAL

2,581.22

**CITY OF NEEDLES CITY COUNCIL
WARRANT SUMMARY TOTALS FOR APRIL 22, 2022**

		DEPT. AMT.	FUND AMT.	22-Apr	21-22 BUDGET
FUND 101	GENERAL FUND	\$ 4,289.92			
101.1015.412	CITY ATTORNEY	\$ -		\$ 46,526.75	\$80,000
101.1020.413	CITY MANAGER	\$ 61.10		\$ 159,651.03	\$205,293
101.1025.415	FINANCE DEPT.	\$ 240.61		\$ 379,253.24	\$425,654
101.1030.414	CITY CLERK/COUNCIL/MAYOR	\$ 161.26		\$ 126,339.34	\$201,933
101.1035.416	PLANNING /ZONING	\$ 35.30		\$ 141,161.23	\$304,327
101.1040.417	ENGINEERING	\$ 58.10		\$ 150,785.35	\$269,415
101.1060.410	COMMUNITY PROMOTIONS	\$ -		\$ 44,344.61	\$69,770
101.1070.410	SENIOR CENTER	\$ -		\$ 32,447.11	\$55,404
101.2010.421	SHERIFF	\$ -		\$ 2,528,706.29	\$3,216,842
101.2020.423	ANIMAL SHELTER/CONTROL	\$ 50.00		\$ 136,736.81	\$236,591
101.2025.424	BULDING & SAFETY	\$ (5.90)		\$ 328,405.86	\$454,386
101.2030.423	CODE ENFORCEMENT	\$ 358.90		\$ 422,065.34	\$629,675
101.3010.431	PUBLIC WORKS	\$ 248.44		\$ 847,786.89	\$4,513,905
101.4730.472	SANITATION	\$ 10.41		\$ 108,565.32	\$156,217
101.5770.452	AQUATICS	\$ -		\$ 105,776.31	\$180,845
101.5772.452	PARKS	\$ 223.08		\$ 376,176.27	\$637,633
101.5773.452	JACK SMITH PARK MARINA	\$ 100.32		\$ 92,682.78	\$139,888
101.5774.452	RECREATION	\$ 406.64		\$ 235,461.15	\$353,231
GENERAL FUND	TOTAL ALL GF DEPARTMENTS		\$ 6,238.18		\$12,131,009
FUND 205	CDBG		\$ -	\$ 33,821.16	\$27,243
FUND 206	CEMETERY		\$ 100.72	\$ 97,363.78	\$209,276
FUND 208	CALTRANS GRANTS		\$ -	\$ 1,291,383.32	\$984,573
FUND 209	NARCOTICS FORFEITURE		\$ -	\$ -	\$0
FUND 210	SPECIAL GAS TAX		\$ -	\$ 113,130.00	\$235,135
FUND 213	DEPT OF HOUSE. & COMM DEVL		\$ -	\$ 41,643.74	\$168,149
FUND 214	SANBAG NEW LOCAL MEAS I		\$ -	\$ 1,539.86	\$93,300
FUND 225	COPS-AB 3229 SUPPLEMENTAL		\$ -	\$ 138,432.17	\$283,431
FUND 235	INTERSTATE COMM/I40 J ST.		\$ -	\$ -	\$0
FUND 239	CA.CONSERV RECYLING GRANT		\$ -	\$ 63,937.60	\$80,500
FUND 240	EL GARCES INTERMODAL		\$ -	\$ -	\$0
FUND 241	SAFE RTS TO SCHOOL (SR2S)		\$ -	\$ -	\$12,885
FUND 243	ACTIVE TRANSPORT PROGRAM		\$ -	\$ -	\$0
FUND 270	REDEVELOPMENT AGENCY		\$ -	\$ 165,340.30	\$204,500
FUND 470	RDA CAP PROJ.LOW & MOD.		\$ -	\$ 446.72	\$300,000
FUND 501	NPUA		\$ -	\$ 2,456,502.44	\$2,687,194
FUND 502	WATER DEPARTMENT		\$ 1,042.55	\$ 1,472,660.67	\$2,001,236
FUND 503	WASTEWATER DEPARTMENT		\$ 275.00	\$ 967,022.00	\$1,297,932
FUND 505	SANITATION		\$ 13.88	\$ 1,066,173.72	\$1,324,900
FUND 506	ALL AMERICAN CANAL PROJ.		\$ -	\$ 870,078.48	\$1,012,427
FUND 507	GOLF FUND	\$ 65.68			
FUND 507-5761-453	GOLF MAINTENANCE DEPARTMENT	\$ -		\$ 480,243.24	\$731,730
FUND 507-5762-454	GOLF PRO SHOP DEPARTMENT	\$ -		\$ 253,094.06	\$368,468
FUND 507	GOLF FUND TOTAL		\$ 65.68		
FUND 508	CUST.SVC/UT BUSINESS OFFICE	\$ -	\$ 241.62	\$ 252,544.80	\$359,455
FUND 509	MIS		\$ -	\$ 197,363.72	\$252,370
FUND 510	ADMIN. FACILITY		\$ -	\$ 134,383.52	\$395,203
FUND 511	FLEET MANAGEMENT		\$ 184.92	\$ 150,505.73	\$270,933
FUND 512	VEHICLE REPLACEMENT		\$ -	\$ -	\$0
FUND 520	SR DIAL A RIDE		\$ -	\$ 161,518.80	\$229,711
FUND 521	DIAL-A-RIDE MEDICAL TRANS.		\$ -	\$ 19,163.03	\$40,458
FUND 525	NEEDLES AREA TRANSIT (NAT)		\$ -	\$ 326,656.16	\$494,264
FUND 580	ELECTRIC		\$ 3,429.44	\$ 8,822,229.34	\$12,526,973
FUND 581	NPUA CAPITAL ELECTRIC		\$ -	\$ 26,552.00	\$26,552
FUND 582	NPUA CAPITAL WATER		\$ -	\$ 1,209,449.70	\$4,672,036
FUND 583	NPUA CAPITAL WASTEWATER		\$ -	\$ 98,768.00	\$104,468
FUND 650	IMPACT FEES NORTH NEEDLES		\$ -	\$ 30.16	\$88
FUND 651	IMPACT FEES SOUTH AREAS		\$ -	\$ 22.62	\$24
TOTAL	ALL FUNDS & DEPARTMENTS		\$ 11,591.99	\$ 27,174,872.52	\$43,526,423

I certify that the expenditures/purchases to be paid by the warrants on this list have complied with the provisions of the City of Needles Charter, Chapter 8, Article II, Purchasing; and further, the funds to cover these purchases/expenditures, as City Audited, are included within the City

Rick Daniels, City Manager

Date

Sylvia Miledi, Director of Finance

Date

Kippy Poulson, City Treasurer

Date

CHECK NO	VENDOR NO	VENDOR NAME	VOUCHER NO	P.O. NO	DATE	ACCOUNT	REMITTANCE AMOUNT (NET OF DISC/RETAIN)	CHECK TOTAL
15307	3709	ADRIAN CHAVEZ	002140		04/22/2022	101-2030-423.52-10	50.00 50.00 *	50.00
15308	3688	ALBERT PONCE	002149		04/22/2022	502-4710-471.52-10	50.00 50.00 *	50.00
15309	3932	ALBERTO PAIVA	002150		04/22/2022	101-2025-424.52-10	50.00 50.00 *	50.00
15310	3897	BENEBLOC, LLC	007515 007516 007517 007518		04/22/2022 04/22/2022 04/22/2022 04/22/2022	101-0000-209.03-01 502-0000-209.03-01 511-0000-209.03-01 580-0000-209.03-01	266.82 71.44 86.92 93.18 518.36 *	518.36
15311	4022	BENEFIT COORDINATORS CORP	007535 007536 007537 007538 007539 007540 007541 007542 007543 007544 007545 007546 007547 007548 007549 007550 007551 007552 007553		04/22/2022 04/22/2022 04/22/2022 04/22/2022 04/22/2022 04/22/2022 04/22/2022 04/22/2022 04/22/2022 04/22/2022 04/22/2022 04/22/2022 04/22/2022 04/22/2022 04/22/2022 04/22/2022 04/22/2022 04/22/2022 04/22/2022	101-1020-413.24-10 101-1025-415.24-10 101-1030-414.24-10 101-1035-416.24-10 101-1040-417.24-10 101-2025-424.24-10 101-2030-423.24-10 101-3010-431.24-10 101-4730-472.24-10 101-5772-452.24-10 101-5773-452.24-10 101-5774-452.24-10 206-5771-452.24-10 502-4710-471.24-10 503-4720-475.24-10 506-4713-477.24-10 508-4810-478.24-10 511-3020-432.24-10 580-4750-473.24-10	61.10 190.61 111.26 22.80 45.60 68.40- 296.40 198.44 10.41 223.08 100.32 86.64 100.72 310.81 185.05 13.88 138.80 66.62 671.66 2,765.80 *	2,765.80
15312	3870	BRYAN HICKSTEIN	002146		04/22/2022	502-4710-471.52-10	50.00 50.00 *	50.00
15313	2931	DALE JONES	002130		04/22/2022	101-1030-414.52-10	50.00 50.00 *	50.00
15314	322	FRANK VALENZUELA JR.	002128		04/22/2022	502-4710-471.52-10	50.00 50.00 *	50.00
15315	1305	GREAT WEST LIFE & ANNUITY	007519 007520 007521		04/22/2022 04/22/2022 04/22/2022	101-0000-209.03-01 502-0000-209.03-01 580-0000-209.03-01	3,133.00 275.00 1,829.00 5,237.00 *	5,237.00

CHECK NUMBER	VENDOR NUMBER	SEQ#	VENDOR NAME	CHECK DATE	CHECK AMOUNT	DISCOUNTS/RETAINAGE TAKEN
15307	3709	00	ADRIAN CHAVEZ	04/22/2022	50.00	.00
15308	3688	00	ALBERT PONCE	04/22/2022	50.00	.00
15309	3932	00	ALBERTO PAIVA	04/22/2022	50.00	.00
15310	3897	00	BENEBLOC, LLC	04/22/2022	518.36	.00
15311	4022	00	BENEFIT COORDINATORS CORPORATION	04/22/2022	2,765.80	.00
15312	3870	00	BRYAN HICKSTEIN	04/22/2022	50.00	.00
15313	2931	00	DALE JONES	04/22/2022	50.00	.00
15314	322	00	FRANK VALENZUELA JR.	04/22/2022	50.00	.00
15315	1305	00	GREAT WEST LIFE	04/22/2022	5,237.00	.00
15316	3634	00	GREAT-WEST LIFE & ANNUITY	04/22/2022	631.72	.00
15317	2879	00	JENNIFER VALENZUELA	04/22/2022	537.25	.00
15318	638	00	JESSE FRAGOSO	04/22/2022	50.00	.00
15319	325	00	JIM WILLIS	04/22/2022	50.00	.00
15320	3978	00	JOSE SANCHEZ	04/22/2022	50.00	.00
15321	2222	00	JUSTIN SCOTT	04/22/2022	50.00	.00
15322	3512	00	KIMBERLY MITCHELL	04/22/2022	50.00	.00
15323	3889	00	MICHAEL WILLIS	04/22/2022	50.00	.00
15324	3767	00	PATRICK MARTINEZ	04/22/2022	50.00	.00
15325	3654	00	RAINIE TORRANCE	04/22/2022	50.00	.00
15326	3953	00	RONNY SOMMERS	04/22/2022	50.00	.00
15327	1199	00	SBPEA TEAMSTERS LOCAL 1932	04/22/2022	851.86	.00
15328	3851	00	SY FOLEY	04/22/2022	50.00	.00
15329	3432	00	SYLVIA MILEDI	04/22/2022	50.00	.00
15330	3622	00	TAYLOR MILLER	04/22/2022	50.00	.00
15331	2744	00	THOMAS DELEON	04/22/2022	50.00	.00
15332	2817	00	TONY RUBALCABA	04/22/2022	50.00	.00
15333	3695	00	VINCE GARZA	04/22/2022	50.00	.00

PREPARED 04/21/2022, 8:21:13

PROGRAM: GM346L

CITY OF NEEDLES

BANK 04 WELLS FARGO BANK - CITY GENERAL CHECKING

ACCOUNTS PAYABLE CHECK REGISTER BY BANK NUMBER

PAGE 2

ACCOUNTING PERIOD 2022/10

REPORT NUMBER 100

CHECK NO	VENDOR NO	VENDOR NAME	VOUCHER NO	P.O. NO	DATE	ACCOUNT	REMITTANCE AMOUNT (NET OF DISC/RETAIN)	CHECK TOTAL
15316	3634	GREAT-WEST LIFE & ANNUITY	007529		04/22/2022	101-0000-209.01-00	38.13	
			007530		04/22/2022	101-0000-209.01-00	24.27	
			007531		04/22/2022	101-0000-209.01-00	213.04	
			007532		04/22/2022	580-0000-209.01-00	174.52	
			007533		04/22/2022	580-0000-209.01-00	53.93	
			007534		04/22/2022	580-0000-209.01-00	127.83	
							631.72	631.72
15317	2879	JENNIFER VALENZUELA	002126		04/22/2022	101-5774-452.52-10	50.00	
			007513		04/22/2022	101-0000-204.10-00	217.25	
			007514		04/22/2022	101-5774-452.49-01	270.00	
							537.25	537.25
15318	638	JESSE FRAGOSO	002144		04/22/2022	101-3010-431.52-10	50.00	
							50.00	50.00
15319	325	JIM WILLIS	002129		04/22/2022	580-4750-473.52-10	50.00	
							50.00	50.00
15320	3978	JOSE SANCHEZ	002141		04/22/2022	502-4710-471.52-10	50.00	
							50.00	50.00
15321	2222	JUSTIN SCOTT	002125		04/22/2022	580-4750-473.52-10	50.00	
							50.00	50.00
15322	3512	KIMBERLY MITCHELL	006143		04/22/2022	508-4810-478.52-10	50.00	
							50.00	50.00
15323	3889	MICHAEL WILLIS	002132		04/22/2022	580-4750-473.52-10	50.00	
							50.00	50.00
15324	3767	PATRICK MARTINEZ	002133		04/22/2022	101-2030-423.52-10	12.50	
			002134		04/22/2022	101-2025-424.52-10	12.50	
			002135		04/22/2022	101-1035-416.52-10	12.50	
			002136		04/22/2022	101-1040-417.52-10	12.50	
							50.00	50.00
15325	3654	RAINIE TORRANCE	002137		04/22/2022	502-4710-471.52-10	16.67	
			002138		04/22/2022	503-4720-475.52-10	16.66	
			002139		04/22/2022	580-4750-473.52-10	16.67	
							50.00	50.00
15326	3953	RONNY SOMMERS	002127		04/22/2022	580-4750-473.52-10	50.00	
							50.00	50.00
15327	1199	SBPEA TEAMSTERS LOCAL 193	007522		04/22/2022	101-0000-209.03-01	397.41	
			007523		04/22/2022	502-0000-209.03-01	118.63	
			007524		04/22/2022	503-0000-209.03-01	23.29	
			007525		04/22/2022	507-0000-209.03-01	65.68	
			007526		04/22/2022	508-0000-209.03-01	52.82	

PAGE 3
ACCOUNTING PERIOD 2022/10
REPORT NUMBER 100

PROGRAM: GM346L

CITY OF NEEDLES

BANK 04 WELLS FARGO BANK - CITY GENERAL CHECKING

CHECK NO	VENDOR NO	VENDOR NAME	VOUCHER NO	P.O. NO	DATE	ACCOUNT	REMITTANCE AMOUNT (NET OF DISC/RETAIN)	CHECK TOTAL
15327	1199	SBPEA TEAMSTERS LOCAL	193 007527 007528		04/22/2022 04/22/2022	511-0000-209.03-01 580-0000-209.03-01	31.38 162.65 851.86 *	
15328	3851	SY FOLEY	002143		04/22/2022	503-4720-475.52-10	50.00 50.00 *	50.00
15329	3432	SYLVIA MILEDI	002151		04/22/2022	101-1025-415.52-10	50.00 50.00 *	50.00
15330	3622	TAYLOR MILLER	002147		04/22/2022	502-4710-471.52-10	50.00 50.00 *	50.00
15331	2744	THOMAS DELEON	002142		04/22/2022	580-4750-473.52-10	50.00 50.00 *	50.00
15332	2817	TONY RUBALCABA	002131		04/22/2022	101-2020-423.52-10	50.00 50.00 *	50.00
15333	3695	VINCE GARZA	002145		04/22/2022	580-4750-473.52-10	50.00 50.00 *	50.00
BANK/CHECK TOTAL							11,591.99	11,591.99
ALL BANKS/CHECKS TOTAL							11,591.99	11,591.99

**CITY OF NEEDLES CITY COUNCIL
WARRANT SUMMARY TOTALS FOR MAY 10, 2022**

		DEPT. AMT.	FUND AMT.	10-May	21-22 BUDGET
FUND 101	GENERAL FUND	\$ 10,740.60			
101.1015.412	CITY ATTORNEY	\$ 5,800.00		\$ 52,326.75	\$80,000
101.1020.413	CITY MANAGER	\$ -		\$ 161,475.70	\$205,293
101.1025.415	FINANCE DEPT.	\$ 4,804.13		\$ 388,823.60	\$425,654
101.1030.414	CITY CLERK/COUNCIL/MAYOR	\$ 297.42		\$ 127,455.34	\$201,933
101.1035.416	PLANNING /ZONING	\$ 528.00		\$ 142,847.50	\$304,327
101.1040.417	ENGINEERING	\$ 198.00		\$ 151,725.18	\$269,415
101.1060.410	COMMUNITY PROMOTIONS	\$ -		\$ 44,344.61	\$69,770
101.1070.410	SENIOR CENTER	\$ 739.72		\$ 33,389.10	\$55,404
101.2010.421	SHERIFF	\$ -		\$ 2,528,706.29	\$3,216,842
101.2020.423	ANIMAL SHELTER/CONTROL	\$ 1,024.42		\$ 138,467.54	\$236,591
101.2025.424	BULDING & SAFETY	\$ 356.30		\$ 330,638.70	\$454,386
101.2030.423	CODE ENFORCEMENT	\$ 20,876.14		\$ 444,941.67	\$629,675
101.3010.431	PUBLIC WORKS	\$ 358,902.58		\$ 1,208,449.07	\$4,513,905
101.4730.472	SANITATION	\$ 3,713.68		\$ 112,573.20	\$156,217
101.5770.452	AQUATICS	\$ 5,452.39		\$ 106,144.84	\$180,845
101.5772.452	PARKS	\$ 15,350.18		\$ 387,630.47	\$637,633
101.5773.452	JACK SMITH PARK MARINA	\$ 279.10		\$ 93,551.13	\$139,888
101.5774.452	RECREATION	\$ 1,339.09		\$ 237,326.98	\$353,231
GENERAL FUND	TOTAL ALL GF DEPARTMENTS		\$ 430,401.75		\$12,131,009
FUND 205	CDBG		\$ -	\$ 33,821.16	\$27,243
FUND 206	CEMETERY		\$ 3,837.87	\$ 101,727.04	\$209,276
FUND 208	CALTRANS GRANTS		\$ 93.92	\$ 1,291,477.24	\$1,429,617
FUND 209	NARCOTICS FORFEITURE		\$ -	\$ -	\$0
FUND 210	SPECIAL GAS TAX		\$ -	\$ 113,130.00	\$235,135
FUND 213	DEPT OF HOUSE. & COMM DEVL		\$ 920.00	\$ 42,563.74	\$168,149
FUND 214	SANBAG NEW LOCAL MEAS I		\$ -	\$ 1,539.86	\$93,300
FUND 225	COPS-AB 3229 SUPPLEMENTAL		\$ 3,244.09	\$ 141,676.26	\$283,431
FUND 235	INTERSTATE COMM/I40 J ST.		\$ -	\$ -	\$0
FUND 239	CA.CONSERV RECYLING GRANT		\$ -	\$ 64,737.60	\$80,500
FUND 240	EL GARCES INTERMODAL		\$ -	\$ -	\$0
FUND 241	SAFE RTS TO SCHOOL (SR2S)		\$ -	\$ -	\$12,885
FUND 243	ACTIVE TRANSPORT PROGRAM		\$ -	\$ -	\$0
FUND 270	REDEVELOPMENT AGENCY		\$ -	\$ 165,340.30	\$204,500
FUND 470	RDA CAP PROJ.LOW & MOD.		\$ 95.02	\$ 541.74	\$300,000
FUND 501	NPUA		\$ 493.40	\$ 2,456,502.44	\$2,687,194
FUND 502	WATER DEPARTMENT		\$ 28,034.66	\$ 1,507,003.15	\$2,006,995
FUND 503	WASTEWATER DEPARTMENT		\$ 26,943.50	\$ 995,836.65	\$1,297,932
FUND 505	SANITATION		\$ 3,775.09	\$ 1,069,948.81	\$1,419,900
FUND 506	ALL AMERICAN CANAL PROJ.		\$ -	\$ 870,442.32	\$1,014,815
FUND 507	GOLF FUND	\$ -			
FUND 507-5761-453	GOLF MAINTENANCE DEPARTMENT	\$ 4,838.82		\$ 486,281.67	\$724,775
FUND 507-5762-454	GOLF PRO SHOP DEPARTMENT	\$ 1,859.80		\$ 254,864.87	\$368,468
FUND 507	GOLF FUND TOTAL		\$ 6,698.62		
FUND 508	CUST.SVC/UT BUSINESS OFFICE	\$ -	\$ 374.30	\$ 255,377.72	\$395,926
FUND 509	MIS		\$ 14,443.62	\$ 211,668.59	\$252,370
FUND 510	ADMIN. FACILITY		\$ 9,285.15	\$ 139,867.43	\$395,203
FUND 511	FLEET MANAGEMENT		\$ 1,778.31	\$ 151,564.69	\$270,933
FUND 512	VEHICLE REPLACEMENT		\$ 3,671.45	\$ -	\$0
FUND 520	SR DIAL A RIDE		\$ 892.15	\$ 161,578.15	\$229,711
FUND 521	DIAL-A-RIDE MEDICAL TRANS.		\$ 59.34	\$ 19,222.37	\$40,458
FUND 525	NEEDLES AREA TRANSIT (NAT)		\$ -	\$ 326,656.16	\$494,264
FUND 580	ELECTRIC		\$ 83,935.55	\$ 8,911,023.39	\$12,526,973
FUND 581	NPUA CAPITAL ELECTRIC		\$ 13,455.00	\$ 40,007.00	\$2,384,611
FUND 582	NPUA CAPITAL WATER		\$ 345,457.00	\$ 1,283,208.20	\$4,672,036
FUND 583	NPUA CAPITAL WASTEWATER		\$ -	\$ 98,768.00	\$104,468
FUND 650	IMPACT FEES NORTH NEEDLES		\$ -	\$ 30.16	\$88
FUND 651	IMPACT FEES SOUTH AREAS		\$ -	\$ 22.62	\$24
TOTAL	ALL FUNDS & DEPARTMENTS		\$ 977,889.79	\$ 27,887,247.00	\$46,462,189

I certify that the expenditures/purchases to be paid by the warrants on this list have complied with the provisions of the City Charter, Chapter 8, Article II, Purchasing; and further, the funds to cover these purchases/expenditures, as City Audited, are included within the City

Rick Daniels, City Manager

Date

Kippy Poulson, City Treasurer

Date

Sylvia Miledi, Director of Finance

Date

BANK 04 WELLS FARGO BANK - CITY GENERAL CHECKING						
CHECK NUMBER	VENDOR NUMBER	SEQ#	VENDOR NAME	CHECK DATE	CHECK AMOUNT	DISCOUNTS/RETAINAGE TAKEN
15335	2345	00	A-B COMMUNICATIONS	05/10/2022	154.84	.00
15336	1924	00	AHA MACAV POWER SERVICE	05/10/2022	712.50	.00
15337	3750	00	AUTO ZONE	05/10/2022	54.92	.00
15338	3916	00	BARBARA DILEO	05/10/2022	552.40	.00
15339	3973	00	BARON SECURITY SOLUTIONS	05/10/2022	164.00	.00
15340	178	00	BIG O TIRES & NAPA AUTO PARTS	05/10/2022	1,685.39	.00
15341	2646	00	BOARD OF EQUALIZATION	05/10/2022	4,456.00	.00
15342	7	00	BORDER STATES INDUSTRIES, INC.	05/10/2022	27,274.79	.00
15343	3392	00	BUG EMERGENCY INC.	05/10/2022	120.00	.00
15344	4023	00	CENTRAL SQUARE TECHNOLOGIES, LLC	05/10/2022	26,910.00	.00
15345	3960	00	CHRISTENSEN BROTHERS GENERAL ENG	05/10/2022	406,626.75	.00
15346	3136	00	CITY OF NEEDLES	05/10/2022	60,635.41	.00
15347	1	00	CODY M. BECKER	05/10/2022	3,244.09	.00
15348	1	00	COLEMAN, LORA J.	05/10/2022	210.52	.00
15349	2320	00	COUNTY OF SAN BERNARDINO	05/10/2022	3,775.09	.00
15350	3809	00	DATA TICKET INC.	05/10/2022	53.00	.00
15351	440	00	DECO FOODSERVICE INCCORP.	05/10/2022	66.45	.00
15352	3580	00	DIAMOND PURE WATER	05/10/2022	60.00	.00
15353	3913	00	ENTERPRISE FM TRUST	05/10/2022	3,671.45	.00
15354	615	00	FEDEX	05/10/2022	145.35	.00
15355	1296	00	FRONTIER	05/10/2022	4,641.78	.00
15356	4012	00	GOLFNOW	05/10/2022	295.00	.00
15357	324	00	GRAINGER PART OPERATIONS INC.	05/10/2022	774.79	.00
15358	3451	00	GREENS ELECTRIC, LLC	05/10/2022	1,001.32	.00
15359	3966	00	GT GOLF SUPPLIES	05/10/2022	154.97	.00
15360	2612	00	HARDWARE EXPRESS INCCORP.	05/10/2022	336.55	.00
15361	3864	00	HORIZON TECHNOLOGIES INC.	05/10/2022	832.80	.00
15362	2894	00	INTERNATIONAL CODE COUNCIL INC.	05/10/2022	145.00	.00
15363	3949	00	JANET JERNIGAN	05/10/2022	80.00	.00
15364	4000	00	JARROD DELEON	05/10/2022	308.53	.00
15365	3502	00	KIPPY POULSON	05/10/2022	275.00	.00
15366	61	00	KNORR SYSTEMS, INC.	05/10/2022	2,893.35	.00
15367	2691	00	LAYNE CHRISTENSEN COMPANY	05/10/2022	271,698.50	.00
15368	1	00	MEDRANO, TAMARA GENTRY	05/10/2022	177.16	.00
15369	3337	00	MOJAVE DESERT & MOUNTAIN INTEGRATED	05/10/2022	3,527.00	.00
15370	940	00	MULTIMEDIA	05/10/2022	219.00	.00
15371	207	00	NEEDLES SENIOR CITIZENS	05/10/2022	118.69	.00
15372	218	00	NEWS WEST PUBLISHING CO.	05/10/2022	673.16	.00
15373	2238	00	NORTHERN TOOL & EQUIPMENT	05/10/2022	664.33	.00
15374	1786	00	NPUA	05/10/2022	VOID	.00
15375	1786	00	NPUA	05/10/2022	VOID	.00
15376	1786	00	NPUA	05/10/2022	37,491.96	.00
15377	740	00	OUR TOWN MAGAZINE	05/10/2022	525.30	.00
15378	238	00	PERFORMANCE GRAPHICS	05/10/2022	273.72	.00
15379	3866	00	PLACEMENTS	05/10/2022	920.00	.00
15380	1578	00	PURCHASE POWER	05/10/2022	3,121.27	.00
15381	15	00	QUILL CORP.	05/10/2022	258.23	.00
15382	818	00	R & R PRODUCTS INC.	05/10/2022	283.64	.00
15383	644	00	RDO EQUIPMENT COMPANY	05/10/2022	640.27	.00
15384	3796	00	ROUTE 66 BROADBAND LLC	05/10/2022	1,048.24	.00
15385	2589	00	SAN BERNARDINO COUNTY	05/10/2022	10,646.98	.00

CHECK NUMBER	VENDOR NUMBER	SEQ#	VENDOR NAME	CHECK DATE	CHECK AMOUNT	DISCOUNTS/ TAKEN	RETAINAGE
15386	3584	00	SET FREE CHURCH	05/10/2022	800.00		.00
15387	1	00	SHAW, REBECCA D.	05/10/2022	105.72		.00
15388	3437	00	SIGNS BY SUNDOWN	05/10/2022	90.00		.00
15389	4001	00	SIMPLOT TURF & HORTICULTURE	05/10/2022	3,200.15		.00
15390	3344	00	SLOVAK BARON & EMPEY LLP	05/10/2022	49,963.73		.00
15391	4008	00	THE PRINTER GUYS, LLC	05/10/2022	2,613.00		.00
15392	3950	00	TKE ENGINEERING INC	05/10/2022	14,353.75		.00
15393	2798	00	U.S. DEPARTMENT OF ENERGY	05/10/2022	3,645.72		.00
15394	3830	00	UNIFIRST CORPORATION	05/10/2022	1,624.49		.00
15395	761	00	USABLUBOOK	05/10/2022	207.11		.00
15396	3528	00	WESTERN ENVIRONMENTAL TESTING LAB.	05/10/2022	239.00		.00
15397	3967	00	WILLDAN ENGINEERING	05/10/2022	1,815.00		.00
15398	1023	00	XEROX	05/10/2022	84.76		.00
15399	3842	00	XIO, INC.	05/10/2022	143.00		.00
15400	3828	00	3D-NETWORKS L.L.C.	05/10/2022	14,304.87		.00
NUMBER OF CHECKS					977,889.79		
66					GRAND TOTAL		

CHECK NO	VENDOR NO	VENDOR NAME	VOUCHER NO	P.O. NO	DATE	ACCOUNT	REMITTANCE AMOUNT (NET OF DISC/RETAIN)	CHECK TOTAL
15335	2345	A-B COMMUNICATIONS	007614		05/10/2022	510-4410-405.30-25	154.84 154.84 *	154.84
15336	1924	AHA MACAV POWER SERVICE	007740		05/10/2022	580-4750-473.61-21	712.50 712.50 *	712.50
15337	3750	AUTO ZONE	007704		05/10/2022	101-3010-431.60-11	54.92 54.92 *	54.92
15338	3916	BARBARA DILEO	007444 007445 007446 007447 007448 007449		05/10/2022 05/10/2022 05/10/2022 05/10/2022 05/10/2022 05/10/2022	101-1030-414.61-31 503-4720-475.69-22 101-1025-415.55-00 101-0000-204.03-01 508-4810-478.31-90 580-4750-473.60-28	197.42 177.40 5.00- 101.68 75.00 5.90 552.40 *	552.40
15339	3973	BARON SECURITY SOLUTIONS	007555 007556 007557 007558		05/10/2022 05/10/2022 05/10/2022 05/10/2022	101-3010-431.43-40 507-5761-453.43-40 503-4720-475.43-40 101-5772-452.43-40	43.00 34.00 43.00 44.00 164.00 *	164.00
15340	178	BIG O TIRES & NAPA AUTO P	007361 007362 007363 007364 007365 007366 007367 007368 007369 007370 007371 007372 007615 007617 007677 007702 007703		05/10/2022 05/10/2022 05/10/2022 05/10/2022 05/10/2022 05/10/2022 05/10/2022 05/10/2022 05/10/2022 05/10/2022 05/10/2022 05/10/2022 05/10/2022 05/10/2022 05/10/2022 05/10/2022	580-4750-473.43-03 511-3021-432.43-38 511-3021-432.43-38 511-3021-432.43-26 511-3021-432.43-26 511-3021-432.43-27 511-3021-432.43-27 511-3021-432.43-36 511-3021-432.43-26 511-3021-432.43-26 511-3021-432.43-38 511-3021-432.43-36 511-3021-432.43-26 511-3021-432.43-26 511-3021-432.43-26 502-4710-471.43-03 511-3021-432.43-38 511-3021-432.43-38	18.30 11.08 56.76 119.04 16.68 13.19 127.55 23.04 840.30 36.49 6.45 204.73 5.42 72.32 25.15 9.36 90.51 9.02 1,685.39 *	1,685.39
15341	2646	BOARD OF EQUALIZATION	007727		05/10/2022	580-4750-473.63-41	4,456.00 4,456.00 *	4,456.00
15342	7	BORDER STATES INDUSTRIES, PI0237 PI0238	022090 022090		05/10/2022 05/10/2022	580-4750-473.60-55 580-4750-473.60-55	12,552.19 14,722.60 27,274.79 *	27,274.79

CHECK NO	VENDOR NO	VENDOR NAME	VOUCHER NO	P.O. NO	DATE	ACCOUNT	REMITTANCE AMOUNT (NET OF DISC/RETAIN)	CHECK TOTAL
15343	3392	BUG EMERGENCY INC.	007360 007597	022089 022089	05/10/2022 05/10/2022	507-5762-454.43-08 503-4720-475.43-02	72.00 48.00 120.00 *	120.00
15344	4023	CENTRALSQUARE TECHNOLOGIE	PI0239 PI0240 PI0241 PI0242	022089 022089 022089 022089	05/10/2022 05/10/2022 05/10/2022 05/10/2022	581-4750-473.71-02 582-4710-471.71-02 581-4750-473.71-02 582-4710-471.71-02	7,020.00 7,020.00 6,435.00 6,435.00 26,910.00 *	26,910.00
15345	3960	CHRISTENSEN BROTHERS GENE	PI0235 PI0236	022080 022080	05/10/2022 05/10/2022	101-3010-431.71-22 582-4710-471.71-10	351,426.75 55,200.00 406,626.75 *	406,626.75
15346	3136	CITY OF NEEDLES	007468 007469 007470		05/10/2022 05/10/2022 05/10/2022	503-4720-475.80-43 502-4710-471.80-43 580-4750-473.80-43	7,757.83 12,084.75 40,792.83 60,635.41 *	60,635.41
15347	1	CODY M. BECKER	007374		05/10/2022	225-2010-421.61-21	3,244.09 3,244.09 *	3,244.09
15348	1	COLEMAN, LORA J.	UT		05/10/2022	501-0000-211.00-00	210.52 210.52 *	210.52
15349	2320	COUNTY OF SAN BERNARDINO	007467		05/10/2022	505-4730-472.74-40	3,775.09 3,775.09 *	3,775.09
15350	3809	DATA TICKET INC.	007462		05/10/2022	101-2030-423.31-10	53.00 53.00 *	53.00
15351	440	DECO FOODSERVICE INCORP.	007376		05/10/2022	101-5772-452.61-06	66.45 66.45 *	66.45
15352	3580	DIAMOND PURE WATER	007375 007618		05/10/2022 05/10/2022	511-3020-432.43-29 510-4410-405.61-01	20.00 40.00 60.00 *	60.00
15353	3913	ENTERPRISE FM TRUST	007465		05/10/2022	512-0000-207.02-00	3,671.45 3,671.45 *	3,671.45
15354	615	FEDEX	007742 007746		05/10/2022 05/10/2022	101-1025-415.52-20 208-3010-431.70-06	101.57 43.78 145.35 *	145.35
15355	1296	FRONTIER	007573 007574 007575 007576 007577		05/10/2022 05/10/2022 05/10/2022 05/10/2022 05/10/2022	101-1025-415.52-10 101-2020-423.52-10 101-3010-431.52-10 101-5770-452.52-10 101-5773-452.52-10	70.76 114.42 105.93 114.52 79.10	

CHECK NO	VENDOR NO	VENDOR NAME	VOUCHER NO	P.O. NO	DATE	ACCOUNT	REMITTANCE AMOUNT (NET OF DISC/RETAIN)	CHECK TOTAL
15355	1296	FRONTIER	007578		05/10/2022	101-5774-452.52-10	260.42	
			007579		05/10/2022	502-4710-471.52-10	352.89	
			007580		05/10/2022	503-4720-475.52-10	404.65	
			007581		05/10/2022	503-4720-475.52-10	320.68	
			007582		05/10/2022	507-5761-453.52-10	61.63	
			007583		05/10/2022	507-5762-454.52-10	225.62	
			007584		05/10/2022	510-4410-405.52-10	1,033.30	
			007585		05/10/2022	510-4410-405.52-10	78.81	
			007586		05/10/2022	510-4410-405.52-10	229.96	
			007587		05/10/2022	510-4410-405.52-10	241.24	
			007588		05/10/2022	510-4410-405.52-10	584.49	
			007589		05/10/2022	580-4750-473.52-10	363.36	
							4,641.78 *	4,641.78
15356	4012	GOLFNOW, LLC	007679		05/10/2022	507-5762-454.61-09	295.00	295.00
							295.00 *	295.00
15357	324	GRAINGER PART OPERATIONS	007565		05/10/2022	580-4750-473.61-21	38.47	
			007566		05/10/2022	580-4750-473.60-55	736.32	
							774.79 *	774.79
15358	3451	GREENS ELECTRIC, LLC	007377		05/10/2022	101-3010-431.43-08	105.60	
			007378		05/10/2022	101-3010-431.43-08	202.83	
			007404		05/10/2022	580-4750-473.43-13	609.65	
			007451		05/10/2022	101-2020-423.43-29	83.24	
							1,001.32 *	1,001.32
15359	3966	GT GOLF SUPPLIES	007678		05/10/2022	507-5762-454.44-10	154.97	154.97
							154.97 *	154.97
15360	2612	HARDWARE EXPRESS INCORP.	007379		05/10/2022	101-5772-452.60-40	10.23	
			007380		05/10/2022	101-5772-452.60-40	3.68	
			007381		05/10/2022	101-0000-204.11-00	4.95	
			007382		05/10/2022	511-3021-432.43-38	4.90	
			007383		05/10/2022	511-3021-432.43-26	9.21	
			007384		05/10/2022	511-3021-432.43-26	2.57	
			007385		05/10/2022	511-3021-432.43-26	7.16	
			007386		05/10/2022	101-3010-431.43-02	26.61	
			007387		05/10/2022	101-5772-452.43-18	19.42	
			007388		05/10/2022	580-4750-473.43-03	15.54	
			007481		05/10/2022	101-1070-410.43-04	71.62	
			007619		05/10/2022	101-5772-452.43-18	22.51	
			007620		05/10/2022	101-5772-452.43-18	11.85	
			007621		05/10/2022	101-5772-452.61-12	13.18	
			007622		05/10/2022	511-3021-432.43-26	76.74	
			007680		05/10/2022	206-5771-452.43-18	8.18	
			007705		05/10/2022	101-5772-452.43-39	9.21	
			007706		05/10/2022	101-5772-452.61-12	6.92	
			007723		05/10/2022	206-5771-452.43-18	7.16	
			007738		05/10/2022	101-5772-452.43-18	4.91	

ACCOUNTS PAYABLE CHECK REGISTER BY BANK NUMBER

CHECK NO	VENDOR NO	VENDOR NAME	VOUCHER NO	P.O. NO	DATE	ACCOUNT	REMITTANCE AMOUNT (NET OF DISC/RETAIN)	CHECK TOTAL
15360	2612	HARDWARE EXPRESS INCORP.					336.55 *	336.55
15361	3864	HORIZON TECHNOLOGIES INC.	007389		05/10/2022	520-4740-462.72-15	832.80 832.80 *	832.80
15362	2894	INTERNATIONAL CODE COUNCI	007623		05/10/2022	101-2025-424.56-00	145.00 145.00 *	145.00
15363	3949	JANET JERNIGAN	007732		05/10/2022	101-0000-362.01-00	80.00 80.00 *	80.00
15364	4000	JARROD DELEON	007390 007681 007682 007685		05/10/2022 05/10/2022 05/10/2022 05/10/2022	507-5762-454.43-08 507-5762-454.61-06 507-5761-453.43-04 507-5762-454.61-06	85.25 10.77 178.45 34.06 308.53 *	85.25 10.77 178.45 34.06 308.53
15365	3502	KIPPY POULSON	007466		05/10/2022	101-1025-415.31-90	275.00 275.00 *	275.00
15366	61	KNORR SYSTEMS, INC.	007443		05/10/2022	101-5770-452.60-32	2,893.35 2,893.35 *	2,893.35
15367	2691	LAYNE CHRISTENSEN COMPANY	PI0202 PI0203 PI0204	022067 022060 022067	05/10/2022 05/10/2022 05/10/2022	582-4710-471.71-07 582-4710-471.71-07 582-4710-471.71-07	129,552.50 63,504.50 78,641.50 271,698.50 *	129,552.50 63,504.50 78,641.50 271,698.50
15368	1	MEDRANO, TAMARA GENTRY	UT		05/10/2022	501-0000-211.00-00	177.16 177.16 *	177.16
15369	3337	MOJAVE DESERT & MOUNTAIN	007684		05/10/2022	101-4730-472.56-02	3,627.00 3,627.00 *	3,627.00
15370	940	MULTIMEDIA	007683		05/10/2022	507-5762-454.53-00	219.00 219.00 *	219.00
15371	207	NEEDLES SENIOR CITIZENS	007696 007697		05/10/2022 05/10/2022	520-4740-462.52-12 521-4740-462.52-12	59.35 59.34 118.69 *	59.35 59.34 118.69
15372	218	NEWS WEST PUBLISHING CO.	007686 007737 007747		05/10/2022 05/10/2022 05/10/2022	101-1035-416.31-09 208-3010-431.71-22 470-4620-410.31-90	528.00 50.14 95.02 673.16 *	528.00 50.14 95.02 673.16
15373	2238	NORTHERN TOOL & EQUIPMENT	007633		05/10/2022	101-5772-452.61-33	664.33 664.33 *	664.33
15374	1786	NPUA						VOIDED
15375	1786	NPUA						VOIDED

PREPARED 04/27/2022, 9:24:55

ACCOUNTS PAYABLE CHECK REGISTER BY BANK NUMBER

PAGE 5
ACCOUNTING PERIOD 2022/11
REPORT NUMBER 102

PROGRAM: GM346L

CITY OF NEEDLES

BANK 04 WELLS FARGO BANK - CITY GENERAL CHECKING

CHECK NO	VENDOR NO	VENDOR NAME	VOUCHER NO	P.O. NO	DATE	ACCOUNT	REMITTANCE AMOUNT (NET OF DISC/RETAIN)	CHECK TOTAL
15376	1786	NPUA	007406		05/10/2022	101-5772-452.41-10	43.32	
			007407		05/10/2022	101-5772-452.41-20	213.57	
			007408		05/10/2022	101-5774-452.41-10	53.96	
			007409		05/10/2022	101-5774-452.41-20	58.20	
			007410		05/10/2022	101-5774-452.41-10	394.06	
			007411		05/10/2022	101-5774-452.41-20	229.61	
			007412		05/10/2022	101-5774-452.41-30	155.96	
			007413		05/10/2022	101-5770-452.41-10	1,631.82	
			007414		05/10/2022	101-5770-452.41-20	734.72	
			007415		05/10/2022	101-5770-452.41-30	77.98	
			007416		05/10/2022	101-2020-423.41-10	120.61	
			007417		05/10/2022	101-2020-423.41-20	83.83	
			007418		05/10/2022	101-2020-423.41-30	155.96	
			007419		05/10/2022	101-5772-452.41-20	772.50	
			007420		05/10/2022	101-5772-452.41-10	15.13	
			007421		05/10/2022	101-5772-452.41-20	220.17	
			007422		05/10/2022	101-5772-452.41-10	61.40	
			007423		05/10/2022	101-5772-452.41-20	48.06	
			007424		05/10/2022	101-5772-452.41-20	189.86	
			007425		05/10/2022	101-5772-452.41-10	32.39	
			007426		05/10/2022	101-5772-452.41-10	520.30	
			007427		05/10/2022	101-5772-452.41-20	1,254.04	
			007428		05/10/2022	101-5772-452.41-30	79.16	
			007429		05/10/2022	101-5772-452.41-10	89.04	
			007430		05/10/2022	101-5772-452.41-10	112.55	
			007431		05/10/2022	101-5772-452.41-20	198.35	
			007432		05/10/2022	101-5772-452.41-20	43.69	
			007433		05/10/2022	101-5772-452.41-20	43.69	
			007434		05/10/2022	101-5772-452.41-20	46.73	
			007435		05/10/2022	101-5772-452.41-20	204.50	
			007436		05/10/2022	101-5772-452.41-30	77.98	
			007437		05/10/2022	101-5772-452.41-10	55.95	
007438		05/10/2022	101-5772-452.41-10	64.78				
007439		05/10/2022	101-5772-452.41-10	257.56				
007440		05/10/2022	510-4410-405.41-10	1,062.40				
007441		05/10/2022	510-4410-405.41-20	231.03				
007442		05/10/2022	510-4410-405.41-30	2,261.42				
007482		05/10/2022	101-1070-410.41-10	379.15				
007483		05/10/2022	101-1070-410.41-20	210.97				
007484		05/10/2022	101-1070-410.41-30	77.98				
007561		05/10/2022	502-4710-471.41-10	44.11				
007562		05/10/2022	580-4750-473.41-11	43.88				
007563		05/10/2022	580-4750-473.41-11	31.79				
007590		05/10/2022	503-4720-475.41-10	283.21				
007591		05/10/2022	503-4720-475.41-20	48.08				
007592		05/10/2022	503-4720-475.41-10	32.39				
007593		05/10/2022	503-4720-475.41-20	205.54				
007594		05/10/2022	503-4720-475.41-10	9,167.74				
007595		05/10/2022	503-4720-475.41-20	267.80				

ACCOUNTS PAYABLE CHECK REGISTER BY BANK NUMBER

CHECK NO	VENDOR NO	VENDOR NAME	VOUCHER NO	P.O. NO	DATE	ACCOUNT	REMITTANCE AMOUNT (NET OF DISC/RETAIN)	CHECK TOTAL
15381	15	QUILL CORP.	007393 007394		05/10/2022 05/10/2022	510-4410-405.61-31 508-4810-478.61-01	107.72 11.84 258.23 *	258.23
15382	818	R & R PRODUCTS INC.	007396 007692		05/10/2022 05/10/2022	507-5761-453.43-04 507-5761-453.43-04	129.89 153.75 283.64 *	283.64
15383	644	RDO EQUIPMENT COMPANY	007395		05/10/2022	101-5772-452.43-04	640.27 640.27 *	640.27
15384	3796	ROUTE 66 BROADBAND LLC	007397 007398 007450 007464 007635 007636 007637 007638 007691 007724		05/10/2022 05/10/2022 05/10/2022 05/10/2022 05/10/2022 05/10/2022 05/10/2022 05/10/2022 05/10/2022 05/10/2022	101-1030-414.52-10 509-4910-479.52-12 101-2020-423.52-10 503-4720-475.52-10 101-5773-452.52-10 101-5774-452.52-10 101-3010-431.52-10 101-3010-431.52-10 507-5762-454.52-10 507-5761-453.52-10	100.00 138.75 85.00 85.00 110.00 85.00 100.00 144.49 100.00 100.00 1,048.24 *	1,048.24
15385	2589	SAN BERNARDINO COUNTY	007601 007602 007603 007604 007605 007606 007607 007608 007609 007610 007611		05/10/2022 05/10/2022 05/10/2022 05/10/2022 05/10/2022 05/10/2022 05/10/2022 05/10/2022 05/10/2022 05/10/2022 05/10/2022	101-2020-423.62-00 101-2025-424.62-00 101-2030-423.62-00 101-3010-431.62-00 101-4730-472.62-00 101-5772-452.62-00 206-5771-452.62-00 502-4710-471.62-00 503-4720-475.62-00 507-5761-453.62-00 580-4750-473.62-00	381.36 211.30 121.81 2,726.42 86.68 1,745.11 361.96 1,625.29 675.33 980.95 1,730.77 10,646.98 *	10,646.98
15386	3584	SET FREE CHURCH	007725 007726		05/10/2022 05/10/2022	101-2030-423.59-43 101-2030-423.59-43	475.00 325.00 800.00 *	800.00
15387	1	SHAW, REBECCA D.	UT		05/10/2022	501-0000-211.00-00	105.72 105.72 *	105.72
15388	3437	SIGNS BY SUNDOWN	007399		05/10/2022	101-5773-452.61-01	90.00 90.00 *	90.00
15389	4001	SIMPLOT TURF & HORTICULTURE	007693 007694 007695		05/10/2022 05/10/2022 05/10/2022	507-5761-453.43-04 507-5761-453.60-10 507-5761-453.43-17	237.05 2,074.16 888.94 3,200.15 *	3,200.15

ACCOUNTS PAYABLE CHECK REGISTER BY BANK NUMBER

CHECK NO	VENDOR NO	VENDOR NAME	VOUCHER NO	P.O. NO	DATE	ACCOUNT	REMITTANCE AMOUNT (NET OF DISC/RETAIN)	CHECK TOTAL
15390	3344	SLOVAK BARON EMPEY MURPHY	007642		05/10/2022	101-2030-423.31-50	883.60	
			007643		05/10/2022	101-2030-423.31-50	249.00	
			007644		05/10/2022	101-2030-423.31-50	1,162.40	
			007645		05/10/2022	101-2030-423.31-50	641.80	
			007646		05/10/2022	101-2030-423.31-50	822.60	
			007647		05/10/2022	101-2030-423.31-50	1,082.12	
			007648		05/10/2022	101-2030-423.31-50	1,750.00	
			007649		05/10/2022	101-2030-423.31-50	405.80	
			007650		05/10/2022	101-2030-423.31-50	658.35	
			007651		05/10/2022	101-2030-423.31-50	1,767.40	
			007652		05/10/2022	101-2030-423.31-50	1,771.36	
			007653		05/10/2022	101-2030-423.31-50	784.60	
			007654		05/10/2022	101-2030-423.31-50	1,111.35	
			007655		05/10/2022	101-2030-423.31-50	682.40	
			007656		05/10/2022	101-2030-423.31-50	186.20	
			007657		05/10/2022	101-2030-423.31-50	1,367.95	
			007658		05/10/2022	101-2030-423.31-50	361.60	
			007659		05/10/2022	101-2030-423.31-50	122.00	
			007660		05/10/2022	101-2030-423.31-50	463.20	
			007661		05/10/2022	101-2030-423.31-50	949.20	
			007662		05/10/2022	101-2030-423.31-50	669.80	
			007663		05/10/2022	101-2030-423.31-50	214.20	
			007664		05/10/2022	101-2030-423.31-50	898.00	
			007665		05/10/2022	101-2030-423.31-50	203.40	
			007666		05/10/2022	101-2030-423.31-50	179.80	
			007667		05/10/2022	101-2030-423.31-50	454.20	
			007668		05/10/2022	101-1025-415.31-50	4,361.80	
			007669		05/10/2022	502-4710-471.31-50	4,274.56	
			007670		05/10/2022	580-4750-473.31-50	87.24	
			007671		05/10/2022	502-4710-471.31-50	4,898.90	
			007672		05/10/2022	503-4720-475.31-50	4,898.90	
			007673		05/10/2022	502-4710-471.31-50	1,933.33	
			007674		05/10/2022	503-4720-475.31-50	1,933.33	
			007675		05/10/2022	580-4750-473.31-50	1,933.34	
			007676		05/10/2022	101-1015-412.31-50	5,800.00	
							49,963.73	49,963.73
15391	4008	THE PRINTER GUYS, LLC	007400		05/10/2022	580-4750-473.61-01	39.00	
			007401		05/10/2022	508-4810-478.61-02	268.00	
			007402		05/10/2022	101-2030-423.61-02	59.00	
			007751		05/10/2022	101-0000-204.38-00	49.75	
			007752		05/10/2022	101-0000-204.39-00	49.75	
			007753		05/10/2022	101-0000-204.41-00	49.75	
			007754		05/10/2022	101-0000-204.45-00	49.75	
			007755		05/10/2022	101-0000-204.46-00	49.75	
			007756		05/10/2022	101-0000-204.49-00	49.75	
			007757		05/10/2022	101-0000-204.65-00	49.75	
			007758		05/10/2022	101-0000-204.38-00	206.38	
			007759		05/10/2022	101-0000-204.39-00	206.38	
			007760		05/10/2022	101-0000-204.41-00	206.38	

ACCOUNTS PAYABLE CHECK REGISTER BY BANK NUMBER

CHECK NO	VENDOR NO	VENDOR NAME	VOUCHER NO	P.O. NO	DATE	ACCOUNT	REMITTANCE AMOUNT (NET OF DISC/RETAIN)	CHECK TOTAL
15391	4008	THE PRINTER GUYS, LLC	007761		05/10/2022	101-0000-204.45-00	206.38	
			007762		05/10/2022	101-0000-204.46-00	206.38	
			007763		05/10/2022	101-0000-204.49-00	206.38	
			007764		05/10/2022	101-0000-204.65-00	206.36	
			007765		05/10/2022	101-0000-204.43-00	206.36	
			007766		05/10/2022	101-0000-204.43-00	49.75	
			007767		05/10/2022	101-1040-417.61-02	198.00	
							2,613.00	2,613.00
15392	3950	TKE ENGINEERING INC	007639		05/10/2022	101-0000-204.03-01	4,640.00	
			PI0231	022088	05/10/2022	101-3010-431.71-22	1,662.00	
			PI0232	022088	05/10/2022	582-4710-471.71-11	415.50	
			PI0233	022087	05/10/2022	101-3010-431.71-22	1,172.00	
			PI0234	022087	05/10/2022	582-4710-471.71-11	4,688.00	
			007739		05/10/2022	101-0000-204.03-01	580.00	
			007768		05/10/2022	101-0000-204.03-01	1,196.25	
							14,353.75	14,353.75
15393	2798	U.S. DEPARTMENT OF ENERGY	007403		05/10/2022	580-4750-473.63-10	3,645.72	
							3,645.72	3,645.72
15394	3830	UNIFIRST CORPORATION	007452		05/10/2022	508-4810-478.61-04	9.73	
			007453		05/10/2022	502-4710-471.61-04	40.63	
			007454		05/10/2022	580-4750-473.61-04	118.95	
			007455		05/10/2022	101-5774-452.61-06	8.56	
			007456		05/10/2022	507-5762-454.43-08	7.71	
			007457		05/10/2022	507-5762-454.43-08	7.49	
			007458		05/10/2022	101-3010-431.61-04	96.68	
			007459		05/10/2022	101-5772-452.61-04	44.65	
			007460		05/10/2022	101-3010-431.61-04	100.46	
			007461		05/10/2022	101-5772-452.61-04	45.92	
			007559		05/10/2022	502-4710-471.61-04	40.63	
			007567		05/10/2022	508-4810-478.61-04	9.73	
			007598		05/10/2022	503-4720-475.61-04	17.70	
			007640		05/10/2022	101-5774-452.61-06	8.56	
			007641		05/10/2022	503-4720-475.61-04	17.70	
			007698		05/10/2022	580-4750-473.61-04	900.57	
			007699		05/10/2022	507-5762-454.43-08	7.49	
			007721		05/10/2022	101-5772-452.61-04	44.65	
			007722		05/10/2022	101-3010-431.61-04	96.68	
							1,624.49	1,624.49
15395	761	USABLUBOOK	007564		05/10/2022	580-4750-473.61-21	207.11	
							207.11	207.11
15396	3528	WESTERN ENVIRONMENTAL TES	007596		05/10/2022	503-4720-475.59-75	239.00	
							239.00	239.00
15397	3967	WILLDAN ENGINEERING	007701		05/10/2022	101-0000-204.39-00	1,815.00	
							1,815.00	1,815.00

ACCOUNTS PAYABLE CHECK REGISTER BY BANK NUMBER

CHECK NO	VENDOR NO	VENDOR NAME	VOUCHER NO	P.O. NO	DATE	ACCOUNT	REMITTANCE AMOUNT (NET OF DISC/RETAIN)	CHECK TOTAL
15398	1023	XEROX	007405		05/10/2022	101-5774-452.74-20	84.76 84.76 *	84.76
15399	3842	XIO, INC.	007700		05/10/2022	502-4710-471.31-90	143.00 143.00 *	143.00
15400	3828	3D-NETWORKS LLC	007463 007485 007733 007734 007735 007736 007744 007745		05/10/2022 05/10/2022 05/10/2022 05/10/2022 05/10/2022 05/10/2022 05/10/2022 05/10/2022	509-4910-479.31-53 509-4910-479.31-90 509-4910-479.31-53 509-4910-479.43-05 509-4910-479.43-05 509-4910-479.31-90 509-4910-479.31-90 509-4910-479.31-90	350.00 3,037.50 550.00 2,442.37 4,800.00 3,225.00 3,037.50- 2,937.50 14,304.87 *	14,304.87
BANK/CHECK TOTAL							977,889.79	977,889.79
ALL BANKS/CHECKS TOTAL							977,889.79	977,889.79



City of Needles, California Request for City Council Action

☒ CITY COUNCIL ☐ NPUA ☐ RDA ☒ Regular ☐ Special

Meeting Date: May 10, 2022

Title: Fourth Amendment to the Professional Services Agreement for Building Support Services with Willdan Reducing the Building Official Services Rate and Increasing the Contract Compensation for Building Official Services

Background: On April 13, 2021 the Council awarded the RFP Proposal to Willdan for a building inspector. On September 14, 2021 the City amended the agreement to include certified Building Official/Project Manager Services at an hourly rate of \$165. Willdan has proposed a reduced rate for Building Official Services at an hourly rate of \$125. The City's Building Official has since resigned and the City needs a Building Official to make and enforce guidelines and policies for the safeguarding of life, limb, health or property as may be necessary from time to time to carry out the purpose of the California Building Code. Additionally, a Building Official can interpret the code and assist developers with the challenges that they might face prior to construction. The City of Needles continues to experience building activity and to maintain a streamlined permitting process the City will need to continue to retain Willdan for Building Official Services as we explore new alternatives for the upcoming year.

Fiscal Impact: The contract is within the existing budget appropriation for FY 21-22.
Sylvia Miledi sm

Recommendation: Approve the Fourth Amendment to the Professional Services Agreement for Building Official Services with Willdan Increasing the Contract Compensation to an amount not to exceed \$48,675.

Submitted By: Patrick Martinez, Assistant City Manager/Development Services

City Management Review:

Rick

Date:

5/4/22

Approved: ☐

Not Approved: ☐

Tabled: ☐

Other: ☐

Agenda Item: 3

**FOURTH AMENDMENT TO
PROFESSIONAL SERVICES AGREEMENT
CONSULTANT SERVICES**

1. PARTIES AND DATE.

This Amendment is made and entered into May 10, 2022, by and between the **CITY OF NEEDLES**, a **California Charter City**, (hereinafter referred to as the "City") and Willdan Engineering, a California corporation (hereinafter referred to as "Consultant"). City and Consultant are sometimes individually referred to as "Party" and collectively as "Parties."

2. RECITALS.

City and Willdan entered into a Professional Services Agreement ("Agreement") dated April 19, 2021;

City and Willdan entered into a First Amendment to Professional Services Agreement ("Agreement") dated July 13, 2021 for Comprehensive Plan Review and Structural Plan Review;

City and Willdan entered into a Second Amendment to Professional Services Agreement ("Agreement") dated September 14, 2021 for Certified Building Official/Project Manager Services at an hourly rate of \$165.

City and Willdan entered into a Third Amendment to Professional Services Agreement ("Agreement") dated April 26, 2022 for increasing the maximum contract amount.

City and Willdan wish to amend the Agreement to add a Certified Building Official Services hourly rate of \$125 and to increase the maximum contract amount.

3. AMENDMENT.

Section 2.1 is hereby amended to increase the maximum contract amount from One Hundred and Ninety Eight Thousand Dollars (\$198,000) to Two Hundred Forty Six Thousand Six Hundred Seventy Five Dollars (\$246,675).

Section 3.1.1 of the Agreement is hereby amended to add Certified Building Official Services with Willdan at an hourly rate \$125.00, as defined in the Proposal attached hereto as Exhibit "A", to the definition of Services in the Agreement at the rates stated in the Proposal.

All other terms of the Agreement not specifically amended shall remain in full force and effect.

IN WITNESS WHEREOF, the Parties hereto have made and executed this Agreement on the date and year set forth above.

City of Needles

Willdan Engineering, a California corporation

By: _____

By: _____

Its: _____

Its: _____

Date: _____

Date: _____



City of Needles, California Request for City Council Action

☒ CITY COUNCIL ☐ NPUA

☐ Regular ☐ Special

Meeting Date: May 10, 2022

Title: California Assembly Bill 361; Brown Act--Abbreviated Teleconferencing Procedures

Background: On April 12, 2022, the City Council adopted Resolution No. 2022-31 proclaiming a local emergency, ratifying the proclamation of a State of Emergency by Executive Order N-09-21, and authorizing remote teleconference meetings of the legislative bodies of the City of Needles for the period of April 16, - May 16, 2022, pursuant to provisions of the Ralph M. Brown Act.

The primary purpose of California Assembly Bill 361 (Rivas) is to allow for California public agencies to continue holding public meetings remotely, using abbreviated teleconferencing procedures, during the COVID-19 state of emergency.

Pursuant to AB 361, if the state of emergency remains active, or state or local officials have imposed or recommended measures to promote social distancing, **in order to continue to teleconference using the abbreviated teleconferencing procedures, the local legislative bodies shall, not later than 30 days after teleconferencing for the first time under AB 361, and every 30 days thereafter, make the following findings by majority vote:**

- (A) The legislative body has reconsidered the circumstances of the state of emergency.
- (B) Any of the following circumstances exist:
 - (i) The state of emergency continues to directly impact the ability of the members to meet safely in person.
 - (ii) State or local officials continue to impose or recommend measures to promote social distancing.

Fiscal Impact: N/A

Recommended Action: Resolution No. 2022-37 proclaiming a local emergency, ratifying the proclamation of a State of Emergency by Executive Order N-09-21, and authorizing remote teleconference meetings of the legislative bodies of the City of Needles for the period of May 17, 2022 – June 16, 2022, pursuant to provisions of the Ralph M. Brown Act

Submitted By: City Clerk

City Management Review: *[Signature]*

Date: 5/4/22

Approved: ☐

Not Approved: ☐

Tabled: ☐

Other: ☐

Agenda Item: 4

RESOLUTION 2022-37

A RESOLUTION OF THE CITY COUNCIL OF THE CITY OF NEEDLES, CALIFORNIA, PROCLAIMING A LOCAL EMERGENCY PERSISTS, RE-RATIFYING THE PROCLAMATION OF A STATE OF EMERGENCY BY EXECUTIVE ORDER N- 09-21, AND RE-AUTHORIZING REMOTE TELECONFERENCE MEETINGS OF THE LEGISLATIVE BODIES OF THE CITY OF NEEDLES FOR THE PERIOD MAY 17, 2022 – JUNE 16, 2022, PURSUANT TO PROVISIONS OF THE RALPH M. BROWN ACT

WHEREAS, the City of Needles (the “City”) is committed to preserving and nurturing public access and participation in meetings of the City Council; and

WHEREAS, all meetings of the City’s legislative bodies are open and public, as required by the Ralph M. Brown Act (Cal. Gov. Code §§ 54950 – 54963) (the “Brown Act”), so that any member of the public may attend, participate, and watch the City’s legislative bodies conduct their business; and

WHEREAS, the Brown Act, Government Code section 54953(e), makes provisions for remote teleconferencing participation in meetings by members of a legislative body, without compliance with the requirements of Government Code section 54953(b)(3), subject to the existence of certain conditions; and

WHEREAS, a required condition is that a state of emergency is declared by the Governor pursuant to Government Code section 8625, proclaiming the existence of conditions of disaster or of extreme peril to the safety of persons and property within the state caused by conditions as described in Government Code section 8558; and

WHEREAS, a proclamation is made when there is an actual incident, threat of disaster, or extreme peril to the safety of persons and property within the jurisdictions that are within the City’s boundaries, caused by natural, technological, or human-caused disasters; and

WHEREAS, it is further required that state or local officials have imposed or recommended measures to promote social distancing, or, the legislative body meeting in person would present imminent risks to the health and safety of attendees; and

WHEREAS, the City Council previously adopted Resolution 2022-31 on April 12, 2022, finding that the requisite conditions exist for the legislative bodies of the City to conduct remote teleconference meetings without compliance with Government Code section 54953(b)(3); and

WHEREAS, as a condition of extending the use of the provisions found in Government Code section 54953(e), the City Council must reconsider the circumstances of the state of emergency that exists in the City, and the City Council has done so; and

WHEREAS, emergency conditions persist in the City, specifically, on March 4, 2020, the Governor of the State of California proclaimed a State of Emergency to exist in California as a

result of the threat of COVID-19; despite sustained efforts the virus continues to spread and is impacting nearly all sectors of California; and

WHEREAS, on June 9, 2021, the California Department of Public Health issued updated public health directives related to physical distancing and face coverings effective June 15, 2021, based on guidelines issued by the Centers for Disease Control and Prevention; and

WHEREAS, the San Bernardino County Department of Health has recommended measures to promote social distancing. The current state and federal masking guidance recommend that vaccinated individuals wear face masks in public indoor settings. The state still requires unvaccinated individuals to wear masks indoors; and

WHEREAS, the City Council does hereby find that the ongoing risk posed by the highly transmissible COVID-19 virus will continue to cause conditions of peril to the safety of persons within the City which are likely to be beyond the control of services, personnel, equipment, and facilities of the City, and the City Council desires to proclaim a local emergency and ratify the proclamation of state of emergency by the Governor of the State of California; and

WHEREAS, as a consequence of the local emergency persisting, the City Council does hereby find that the legislative bodies of the City shall continue to conduct their meetings without compliance with Government Code section 54953(b)(3), as authorized by Government Code section 54953(e), and that such legislative bodies shall continue to comply with the requirements to provide the public with access to the meetings as prescribed in Government Code section 54953(e)(2); and

WHEREAS, all meeting agendas stating meeting dates, times and the manner in which the public may attend and offer public comment by call-in option or internet-based service option shall be posted, at a minimum, on the City's website and at the City's main office.

NOW, THEREFORE, THE CITY COUNCIL OF THE CITY OF NEEDLES DOES HEREBY RESOLVE AS FOLLOWS:

Section 1. Recitals.

The recitals set forth above are true and correct and are incorporated into this Resolution by this reference.

Section 2. Affirmation that Local Emergency Persists.

The City Council hereby considers the conditions of the state of emergency in the City and proclaims that a local emergency persists throughout the City, and the ongoing risk posed by the highly transmissible COVID-19 virus has caused, and will continue to cause, conditions of peril to the safety of persons within the City; furthermore, the guidance of San Bernardino County Department of Health recommends physical distancing.

Section 3. Re-ratification of Governor's Proclamation of a State of Emergency.

The City Council hereby ratifies the Governor of the State of California's Proclamation of State of Emergency, effective as of its issuance date of March 4, 2020.

Section 4. Remote Teleconference Meetings.

The Mayor, the City Manager, and legislative bodies of the City are hereby authorized and directed to take all actions necessary to carry out the intent and purpose of this Resolution including conducting open and public meetings in accordance with Government Code section 54953(e) and other applicable provisions of the Brown Act.

Section 5. Effective Date.

This Resolution shall take effect immediately upon its adoption and shall be effective until the earlier of (i) June 16, 2022, or such time the City Council adopts a subsequent resolution in accordance with Government Code section 54953(e)(3) to extend the time during which the legislative bodies of the City may continue to teleconference without compliance with Government Code section 54953(b)(3).

Section 6. Certification.

The Clerk of the City Council shall certify as to the adoption of this Resolution and shall cause the same to be processed in the manner required by law.

PASSED, ADOPTED, AND APPROVED, this 10th day of May 2022, by the following vote:

AYES:
NOES:
ABSENT:
ABSTAIN:

Jeff Williams, Mayor

ATTEST:

Dale Jones, City Clerk

APPROVED AS TO FORM:

John O. Pinkney, City Attorney



City of Needles, California Request for City Council Action

☒ CITY COUNCIL ☐ NPUA ☐ RDA

☒ Regular ☐ Special

Meeting Date: May 10, 2022

Title: City Council Resolution No. 2022-38
A Resolution of the City Council of the City of Needles Awarding the City-Wide Traffic Speed Survey to Minagar & Associates, Inc., in the Amount not to Exceed \$9,959 and Authorize Staff to issue a Notice of Award and Notice to Proceed with Executing an Agreement.

Background: The City has not conducted a City-wide Traffic Speed Survey since June 2012. In order to be compliant with California Vehicle Code (CVC) Section 40802, state and local agencies should conduct engineering and traffic surveys to establish intermediate speed limits and to enforce those limits using radar or other electronic speed measuring devices. These surveys must be updated periodically (every 5, 7 or 10 years, depending upon specific criteria) to ensure the speeds reflect current conditions as dictated by the California Vehicle Code.

On February 9, 2022, a Request for Proposals was advertised in the Needles Desert Star for a City-wide Traffic Speed Survey, with a bid opening on March 23, 2022. The City received three (3) proposals:

- Minagar & Associates, Inc., \$9,959
- General Technologies & Solutions, \$15,000
- KAO Corp., \$39,505

Fiscal Impact: An amount not to exceed \$9,959 to be paid out of the COPS, grant funds.
Sylvia Miledi Am

Recommendation: Approve Resolution No. 2022-38, Awarding the City-Wide Traffic Speed Survey to Minagar & Associates, Inc., in the Amount not to Exceed \$9,959 and authorize staff to issue a Notice of Award and Notice to Proceed with executing an agreement.

Submitted By: Patrick Martinez, Assistant City Manager/Development Services

City Management Review: Rick

Date: 5/4/22

Approved: ☐ Not Approved: ☐ Tabled: ☐ Other: ☐

Agenda Item: 5

RESOLUTION NO. 2022-38

**A RESOLUTION OF THE CITY COUNCIL OF THE CITY OF NEEDLES
AWARDING THE CITY-WIDE TRAFFIC SPEED SURVEY TO MINAGAR &
ASSOCIATES, INC., IN THE AMOUNT NOT TO EXCEED \$9,959 AND
AUTHORIZE STAFF TO ISSUE A NOTICE OF AWARD AND NOTICE TO
PROCEED WITH EXECUTING AN AGREEMENT.**

WHEREAS, on February 9, 2022 the City advertised a Request for Proposals ("RFP") for a City-wide Traffic Speed Survey and received three (3) proposals to conduct a City-wide traffic speed survey and develop an engineering and traffic survey; and

WHEREAS, there has been filed with the City Clerk in response to the published notice to bidders referred to above, certain proposals for the preparation of City-wide traffic speed survey and develop an engineering and traffic survey from the following bidders:

- Minagar & Associates, Inc., \$9,959
- General Technologies & Solutions, \$15,000
- KAO Corp., \$39,505

WHEREAS, after consideration of all bids filed, there was determined by the Council that the bid from Minagar & Associates, Inc., is the best and lowest responsible bid for the City-wide traffic speed survey and develop an engineering and traffic survey.

NOW THEREFORE BE IT RESOLVED BY THE COUNCIL OF THE CITY OF NEEDLES AS FOLLOWS:

Section 1. That the bid from Minagar & Associates, Inc., is hereby accepted for City-wide traffic speed survey and develop an engineering and traffic survey in an amount not to exceed \$9,959.

Section 2. That the City Council hereby approves the Professional Services Agreement attached hereto as "Exhibit A" with Minagar & Associates, Inc..

Section 3. Effective date: This resolution shall take effect immediately upon its passage.

PASSED, APPROVED AND ADOPTED at a regular meeting of the City Council of the City of Needles, California, held on the 10th day of May, 2022, by the following roll call vote:

AYES:
NOES:
ABSENT:
ABSTAIN:

Mayor

(Seal)

Attest:

City Clerk

Approved as to form:

City Attorney

EXHIBIT "A"

ATTACH PROFESSIONAL SERVICES AGREEMENT DATED MARCH 23, 2022



Conduct City-Wide Traffic Speed Survey & Develop City's Engineering & Traffic Survey (E&TS) City of Needles, California

Counts Unlimited, Inc.
ADT & Radar Data Collection
Riverside, CA 92503



Section 1

STATEMENT

Minagar & Associates, Inc.'s proposal shall be incorporated in its entirety as a part of the selected Consultant's contract and will jointly become part of the "Agreement for Professional Services," if said Agreement is fully executed by Minagar & Associates, Inc. and the City of Needles.





Section 2

COVER LETTER

March 23, 2022

Ms. Dale Jones
City Clerk
City of Needles
817 Third St.
Needles, CA 92363

Re: Proposal to Conduct City-Wide Traffic Speed Survey & Develop the City's Engineering & Traffic Survey (E&TS)

Dear Ms. Jones,

Mr. On behalf of the Minagar & Associates, Inc. Team, I would like to take this opportunity to present to you our proposal for providing our **Professional Engineering Services to Conduct City-Wide Traffic Speed Survey & Ultimately Develop the City's Engineering & Traffic Survey (E&TS)** in the City of Needles. The following proposal and statement of qualifications demonstrate why Minagar & Associates, Inc. is so uniquely qualified to perform these services for the City of Needles:

- Minagar & Associates, Inc. is a Southern California firm with national experience and international exposure based in Laguna Hills, Orange County, CA. Since 1993 our firm has completed the following Engineering & Traffic Survey projects:
 - **21** Citywide Engineering and Traffic Speed Surveys (E&TS)
 - **1,260+ Street Segments Radar Surveys** Citywide
 - **350+** Traffic and Safety Studies & **50+** Parking Studies
- Since 1993 our firm has completed the following projects for over 87 public agencies:
 - **900+** Nationwide Projects
 - **350+** Traffic and Safety Studies
 - **50+** Parking Studies
 - **400+** Traffic Control Plan (TCP), Traffic Signal & ITS Design Projects
 - Re-timing & Synchronization of **1,608 Signals** (951 in Southern & 550 in Northern California and 107 in other States)
 - **21** Citywide Engineering and Traffic Speed Surveys (E&TS)
 - **9** On-call City Traffic Engineer Contracts
 - **120+** Plans, Specifications and Estimates (PS&E) Design Projects.
 - **42** ITS (Intelligent Transportation Systems) Design & Deployment Projects
 - Over **85%** of the company's projects are from repeat and referral clients





MINAGAR & ASSOCIATES, INC.

Traffic/Civil/Electrical Engineering – ITS – Transportation Planning & CEM



- Our sub-consultant, **Counts Unlimited** has teamed up with our firm on over 15 major Citywide E&TS projects to collect ADTs and perform Radar Surveys. They have certified radar gun operators with proper radar gun calibrations. Their certification are included in the appendix of this proposal.

We have reviewed the **2021 City of Needles Transportation Element Existing Conditions** full report and are cognizant to any proposed speed changes that may conclude from this survey in reference to roadside conditions not readily apparent to the driver that may affect speed zones and pedestrian and bicyclist safety. Therefore, we shall recommend the speed limit for each speed zone in accordance with the aforementioned conditions

Minagar & Associates, Inc. uniquely offers statewide and region-level expertise in traffic management with local responsiveness and knowledge. **Fred Minagar, MS, RCE, PE, FITE** is the proposed Senior Project Manager for this important City-Wide Traffic Speed Survey for the City of Needles. Fred brings the political know-how as a 24-year-elected Mayor/Council Member, appointed Planning Commission Chairman-Traffic Commission Chairman/ Commissioner.



As the Officer-in-Charge, I hereby accept all the terms & conditions outlined in the RFP's consulting services agreement. **We are committed to complete the entire project from NTP within 45 days.** Please feel free to contact me directly with any additional questions you might have at **(949)707-1199 ext. 2#** or via e-mail at minagarf@minagarinc.com. We do look forward to the opportunity to work with you and your staff to perform this technical/legal E&TS project.

Sincerely,

MINAGAR & ASSOCIATES, INC.
(A California Corporation)

Fred Minagar, MS, RCE, PE, FITE
President/Senior Project Manager





Section 3

PROJECT TEAM – ROLES AND QUALIFICATIONS

Minagar & Associates, Inc. is a **full-service** traffic engineering, transportation planning and ITS professional consulting firm specialized in the areas of:

- Traffic Engineering
- Intelligent Transportation Systems (ITS) Design & Deployment
- Transportation Planning
- Municipal Engineering Services
- Construction Engineering Management

Since Minagar & Associates, Inc. inception in 1993, the firm has completed over 900 traffic engineering projects in 11 counties and 76 cities in the State of California.

We have successfully completed over 21 Engineering & Traffic Surveys covering over 1,260 Citywide Street Segments. Most recently, we completed the Citywide E&TS for the Cities of South Gate, Santa Fe Springs and Pomona in Los Angeles County for over 250 segments.

Over the last 29 years, our primary expertise has consisted of designing, coordinating and deploying a variety of municipal traffic engineering, signal and arterial design, timing, optimization and synchronization projects. We provide a diverse range of professional traffic engineering services, including traffic signal design, engineering studies & surveys; traffic counts, ITS and systems communication PS&E; temporary traffic control plans; traffic modeling & traffic impact analysis studies; construction bid & advertisement services; and construction management/inspection services for traffic signal, ITS and surface transportation projects.

Successful completed projects have comprised:

- **1,260+** Engineering & Traffic Survey Segments
- **350+** Traffic Studies
- **50+** Parking Studies
- Re-timing & Synchronization of **1,600+ Signals**
- **16** Citywide Engineering and Traffic Speed Surveys (E&TS)
- **8** City Traffic Engineer Contracts
- **120+** Plans, Specifications and Estimates (PS&E) Design Projects
- **400+** Traffic Control Plan (TCP), Traffic Signal & ITS Design Projects
- **42** ITS (Intelligent Transportation Systems) Design & Deployment Projects;





Proposal for Professional Engineering Services to Citywide Engineering and Traffic Survey Project City of Needles



Our firm is recipient to numerous, local, regional, state and national awards, chiefly for California-based ITS Projects, as outlined in the Qualifications section of this proposal. Some of our most notable awards include:

 2016 WINNER ASCE's Outstanding Civil Engineer in the Private Sector Award in the State of California	 2016 WINNER ASCE Los Angeles Section's Outstanding Civil Engineer in the Private Sector Award	 2016 WINNER ASCE Orange County's Outstanding Civil Engineer in the Private Sector Award	 2018 WINNER Orange County Engineering Council's (OCEC) Outstanding Engineering Service Award
 2009 WINNER ASCE's Outstanding Private Sector Civil Engineering Project in Metropolitan Los Angeles Caltrans' State Route 68 Adaptive Traffic Signal Control System	 2009 WINNER Caltrans' 2009 Excellence in Transportation Award Caltrans' State Route 66 Adaptive Traffic Signal Control System	 2007 WINNER ASCE's Outstanding Public/Private Sector Civil Engineering Project in Metropolitan Los Angeles Intelligent Transportation Management System & Traffic Signal Interconnect for Metro & City of Santa Clara	 2005 WINNER APWA's Best Traffic Congestion Mitigation Project of the Year in Southern California Avenue R Traffic Signal Fiber Optic Interconnect Project for Metro and City of Palmdale
 2004 TOP NOMINEE Transportation Foundation's Outstanding Highway Management Program in the State of California	 2003 WINNER PTI's Best Transportation Technology Solutions Award in the United States Citywide Traffic Signal Synchronization Project for Caltrans & City of Modesto	 2002 WINNER ITS-CA's Best Return on Investment Project Award in the State of California Citywide Traffic Signal Synchronization Project for Caltrans & City of Modesto	 2000 & 2010 AWARDS OF EXCELLENCE IN SERVICE By Los Angeles County MTA Metro ITS Traffic Signal Synchronization & Systems Training Program

Principal Staff Members

Unlike any other companies pursuing this project for the citizens and City of Needles, Fred Minagar, MS, RCE, PE, FITE, President of Minagar & Associates, Inc. shall serve as our Traffic Engineer/Project Manager to the City, and will function as the focal person for day-to-day project management of this Engineering & Traffic Survey project. Mr. Minagar shall be responsible for communicating with the City of Needles' public works/engineering staff to keep the City abreast of Project progress, schedule, and delivery of the field data collection and report preparation.

Fred will set up a kick-off meeting with the Public Works Department to discuss the proposed machine counter and radar speed survey schedule and obtain any other interim updates since the last ET&S in May 2012, along with the latest 3-year set of SWITRS collision records, and to address any other pending issues. Mr. Minagar has overseen the completion of 21+ Citywide E&TS Projects and 1,260+ roadway segment speed zones for several Southern California public agencies over the last decade. As project manager, Fred is assuring project completion within the proposed 45-day time frame from issuance of the NTP. To deliver a quality product on-time and within budget is Minagar & Associates, Inc.'s core mantra for each project we have successfully completed over the past 29 years.

Organizational Chart and Proposed Work Assignments

Minagar & Associates, Inc.'s proposed key staff members and subconsultant personnel are shown in the Organization Chart below. The personnel shown will be assigned to conduct all of the required field data collection, traffic engineering analyses, and prepare the Engineering & Traffic Survey (E&TS) to the complete satisfaction of the City. All key personnel will be available





to the extent proposed for the duration of the required services. Speed Gun Calibration Certifications have been provided in **Appendix A**.

Resumes. Detailed key staff resumes describing staff members' experience, education, qualifications and completed E&TS projects are provided in **Appendix B**.

Table 2: Organizational Project Assignment, Years of Experience, and Availability

Employee Name	Position, Title and Project Assignment	Years of Experience	Availability
Fred Minagar, MS, RCE, PE, FITE, President of Minagar & Associates, Inc.	Project Manager Project Coordinator	38 (21 E&TS Projects)	75%
Tri Pham, ASEE	Senior Traffic Engineer; Speed & Radar Traffic Data Analyst	29 (12 E&TS Projects)	35%
Tony Minagar, ASME	Field Traffic Manager; Roadway Segment Field Observations	15 (12 E&TS Projects)	80%
Michelle Nguyen, BSCE, EIT	Project Engineer; E&TS Analysis & Report Preparation	2 (3 E&TS Projects)	85%
Jenny Tran, BSCE, EIT	Project Engineer Assistant; E&TS Analysis & Report Preparation	2 (3 E&TS Projects)	70%
<u>Subcontractor:</u> Counts Unlimited	24-hour Traffic Volume Machine Tube Counts & Truck Axle Counts; Speed Radar Surveys (P.O.S.T. Certified Radar/ Laser Operators)	20+	85%

Section 4

RELEVANT EXPERIENCE AND REFERENCES

Experience of Firm on Similar Projects

Over the last 29 years, our primary expertise has consisted of designing, coordinating and deploying a variety of municipal traffic engineering, signal and arterial design, timing, optimization and synchronization projects. We provide a diverse range of professional traffic engineering services, including traffic signal design, engineering studies & surveys; traffic counts, ITS and systems communication PS&E; temporary traffic control plans; traffic modeling & traffic impact analysis studies; construction bid & advertisement services; and construction management/inspection services for traffic signal, ITS and surface transportation projects. Successful Similar completed projects have comprised:

- 1,260+ Engineering & Traffic Survey Segments
- 350+ Traffic Studies
- 50+ Parking Studies





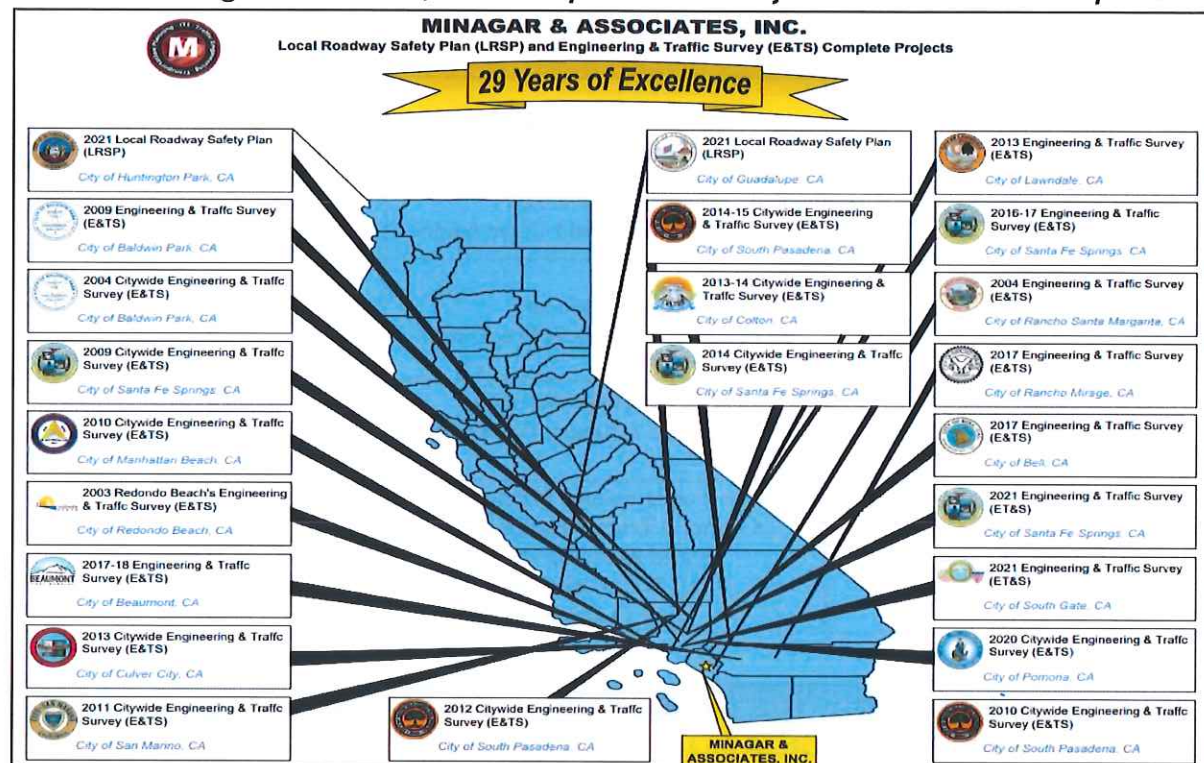
Proposal for Professional Engineering Services to Citywide Engineering and Traffic Survey Project City of Needles



- Re-timing & Synchronization of 1,600+ Signals
- 16 Citywide Engineering and Traffic Speed Surveys (E&TS)
- 9 City Traffic Engineer Contracts
- 120+ Plans, Specifications and Estimates (PS&E) Design Projects
- 400+ Traffic Control Plan (TCP), Traffic Signal & ITS Design Projects
- 42 ITS (Intelligent Transportation Systems) Design & Deployment Projects;

A summary of previous E&TS Projects performed by Minagar & Associates, Inc. is provided below:

Minagar & Associates, Inc.'s Completed E&TS Projects within Southern California



Minagar & Associates, Inc.'s Completed E&TS Projects within Southern California

Agency	Year	CAMUTCD Version	# of Speed Zone Segments
1. City of Santa Fe Springs	2021-22	CAMUTCD 2014 (Rev. 6, 2021)	115
2. City of South Gate	2021-22	CAMUTCD 2014 (Rev. 6, 2021)	49
3. City of Pomona	2020-21	CAMUTCD 2014 (Rev. 5, 2020)	131
4. City of Beaumont	2017-18	CAMUTCD 2014 (Rev. 2, 2017)	48
5. City of Bell	2017	CAMUTCD 2014 (Rev. 2, 2017)	14
6. City of Rancho Mirage	2017	CAMUTCD 2014 (Rev. 2, 2017)	66
7. City of Santa Fe Springs	2016-17	CAMUTCD 2014 (Rev. 1, 2015)	115
8. City of South Pasadena	2014-15	CAMUTCD 2014 (Rev. 1, 2015)	60
9. City of Santa Fe Springs	2014	CAMUTCD 2014	115
10. City of Colton	2013-14	CAMUTCD 2012	44
11. City of Culver City	2013	CAMUTCD 2012	70
12. City of Lawndale	2013	CAMUTCD 2012	22



MINAGAR & ASSOCIATES, INC.



13.	City of South Pasadena	2012	CAMUTCD 2012	5
14.	City of San Marino	2011	CAMUTCD 2010	59
15.	City of South Pasadena	2010	CAMUTCD 2010	6
16.	City of Manhattan Beach	2010	CAMUTCD 2010 (2009 Rev.)	51
17.	City of Santa Fe Springs	2009	CAMUTCD 2006	115
18.	City of Baldwin Park	2009	CAMUTCD 2006	54
19.	City of Rancho Santa Margarita	2004	MUTCD 2003 (CA Supp.)	11
20.	City of Baldwin Park	2004	MUTCD (CA Supp.)	54
21.	City of Redondo Beach	2003	MUTCD	57
E&TS Projects – Total Radar Speed Zone Segments Surveys				1,261

Brochures of the 21 completed E&TS by Minagar & Associates, Inc. have been provided in **Appendix C**.

Client References

- 1. CITY OF COLTON, CA (Serving the City of Colton 1995 to Present):**
160 South 10th Street, Colton, CA 92324 - Mr. Victor Ortiz, PE, Engineering Manager
E-mail: vortiz@coltonca.gov Tel: (909)370-4210
- 2. CITY OF SOUTG GATE, CA (Serving the City of South Gate 1998 to Present):**
8650 California Avenue, South Gate, CA 90280
Mr. Jose Loeras, P.E., T.E., City Traffic Engineer
E-mail: jjloera@sogate.org Tel: (323)563-9578
- 3. CITY OF BALDWIN PARK, CA (Serving the City of Baldwin Park 1995 to Present):**
14403 East Pacific Avenue, Baldwin Park, CA 91706
Mr. David Lopez, PE, Project Manager
E-mail: DLopez@baldwinpark.com Tel: (626)960-4011, Ext. 458

Section 5

PROJECT UNDERSTANDING AND WORK PLAN

Project Understanding

The City of Needles requires the preparation of a complete Citywide Engineering and Traffic Survey (E&TS) in accordance with the current California Vehicle Code and in compliance with the latest standards, guidelines and methodologies of the California Manual on Uniform Traffic Control Devices (CAMUTCD, 2014 Rev. 6 – effective March 30, 2021). This requires the complete preparation of E&TS on approximately 21 street segments to update the existing speed limits along the arterials and collectors of the City. The overall objectives and key results of this E&TS project will be to produce a final report that will serve as a complete update and revision to consolidate all of the City's designated limit zones within a single, up-to-date and unified document for City Council approval. The 21 street segments that are to be included in the following E&TS are provided in the following table.





Table 1: E&TS 21 Street Segments

Segment No.	Primary Street	Segment Limits	
		From	To
1	Bailey Avenue	Washington Street	"J" Street
2	Bailey Avenue	"J" Street	Lillyhill Drive
3	East Broadway Street	Cibola Street	I-40 Overpass
4	West Broadway Street	Cibola Street	"C" Street
5	West Broadway Street	"C" Street	"J" Street
6	West Broadway Street	"J" Street	Needles Highway
7	Cibola Street	"D" Street	West Broadway Street
8	Coronado Street	Erin Drive	Lillyhill Drive
9	"J" Street	Coronado Street	Morris Street
10	"J" Street	Morris Street	West Broadway Street
11	North "K" Street	Front Street	Needles Bridge
12	Lillyhill Drive	Parkway Drive	"D" Street
13	National Trails Highway	West Park Road	Needles Highway
14	Needles Highway	North "K" Street	West Broadway Street
15	Needles Highway	West Broadway Street	I-40 Westbound Ramps
16	Needles Highway	I-40 Westbound Ramps	Terrace Drive
17	Needles Highway	Terrace Drive	North City Limit (Budweiser Road)
18	West Park Road	National Trails Highway	Needles Highway
19	River Road	North "K" Street	Jack Smith Park
20	San Clemente Street	Clary Drive	Paseo Del Rey Street
21	San Clemente Street	Paseo Del Rey Street	US-95

The E&TS will reflect current roadside, roadway and local traffic conditions citywide, and will allow the San Bernardino Sheriff's Department to continue enforcing posted speed limit zones using radar. Our work plan and methodology to complete the City's E&TS is provided below. Minagar & Associates, Inc. has tailored its successful E&TS work approach to match the City's needs, with individual project sub-tasks activities detailed below.

Work Plan

The five (5) tasks as part of the required, tentative scope of services are listed below:

- **TASK 1** – Kick-off Meeting
- **TASK 2** – Data Collection
- **TASK 3** – Speed Limit Recommendation
- **TASK 4** – Project Report
- **TASK 5** – Project Deliverables

TASK 1 – KICK-OFF MEETING

Minagar & Associates, Inc. will set up a kick-off meeting with City of Needles staff to discuss the radar speed survey schedule, proposed machine counter, existing COVID 19 traffic data





analysis, and obtain project materials from the City as needed (latest city streets map in AutoCAD/ArcGIS if available, the latest SWITRS collision records from Public Works or PD from the last 3 years, etc.) and address any other pending issues. Minagar & Associates, Inc. will also confirm any potential lane or road closures, or detours, expected during the days or times of the proposed traffic volume or radar speed data collection schedule, and convey this information to our field data collection lead(s) at Counts Unlimited, Inc. so as to prevent the collected field data from being skewed by any nearby construction.

Minagar & Associates, Inc. will manage and coordinate all components of the E&TS and take a proactive role keeping all tasks on schedule and on budget and ensure timely completion of the Engineering and Traffic Surveys on various street throughout the City to update speed limits. Minagar & Associates, Inc. will also give prior notice to the City, and obtain acceptance from same, before performing work outside the contract work scope and thereby contract budget amount. Minagar & Associates, Inc. will ensure frequent effective communication and coordination with the City staff that includes attending the minimum meetings listed throughout the scope of work and being responsive to any telephone or email discussions as well as working in a responsible manner with all stakeholders.

TASK 2 – DATA COLLECTION

The radar field data collection shall be supervised by Fred Minagar, MS PE, RCE, FITE, a Registered Professional Traffic Engineer in the State of California. Minagar & Associates, Inc. will seek the written approval of the City Engineer prior to the implementation of collecting field data. Minagar & Associates, Inc. will drive around the vicinity of the project and based on experienced traffic engineering judgement, the staff will observe each specified location to determine whether or not there are any roadway characteristics not readily apparent to the motorist that would justify reduction or increase in the existing posted speed limit(s).



Minagar & Associates, Inc. will ensure that the traffic speed limit signage is in accordance with the adopted traffic limits established in the City's municipal code by reviewing the locations of all of the traffic speed limit signs. For each of the 21 segments Minagar & Associates, Inc. will identify peak locations where the reduction or increase in the speed is justified. The field data will be documented for further analysis of the project.

Our radar operators will use calibrated radar equipment, and Minagar & Associates, Inc. will provide copy of radar certifications for each radar operator conducting the speed surveys to the City. The final number of selected speed zone segments shall be confirmed with the City's Project Manager by comparing with previously established speed zones adopted in the current Municipal Code, recent citywide developments, and the latest California Roadway System (CRS) Maps for the City of Needles. Our radar work plan will be as follows:

- General Parameters for radar speed measurements: Scheduled on typical school weekdays (Tuesdays, Wednesdays, or Thursdays); During off-peak hours between





9:00AM-12:00 Noon, and 1:00PM-4:00PM or as advised by the City; under fair weather conditions (dry pavement); for all lanes in both simultaneous directions of vehicular travel.

- One sample of either one hundred (100) measurements per travelling direction or two hours of field measurements shall be obtained for each location.
- Speeds shall be read directly from radar device.
- Spot locations shall be selected where prevailing speeds represent the entire speed zone. Locations shall be chosen to minimize the effects of traffic signals or stop signs.
- The surveyor and equipment shall not affect the traffic speeds; the operator's vehicle and radar speed meter shall be located as inconspicuously as possible.

Sample: 2021 City of South Gate Speed Zoning Analysis

Street	ROADWAY INFORMATION							SPEED ZONING ANALYSIS						
	No.	Segment		Description			10th Pace (mph)	% in 10-mi Pace	50th %ile (mph)	85th %ile (mph)	Speed Limit			Analysis/ Justification(s)
		From	To	Dist (mi)	Type	LU					Posted (mph)	PPSL (mph)	Rec. (mph)	
Atlantic Avenue	5	North City Limit	Firestone Boulevard	0.23	ART	I	32-41	84%	36	40	35	40	35	CA MUTCD option 1 - Industrial / Truck Route
Atlantic Avenue	6	Firestone Boulevard	Tweedy Boulevard	0.71	ART	I/R/C	32-41	88%	36	40	35	40	35	CA MUTCD option 1 - Slight curve at Southern Ave / Industrial / Residential / Commercial / Truck Route
Firestone Boulevard	11	West City Limit	Long Beach Boulevard	0.60	ART	R/C	31-40	85%	36	40	35	40	35	CA MUTCD option 1 - Residential / Commercial / Truck Route
Firestone Boulevard	12	Long Beach Boulevard	California Avenue	0.80	ART	R/C	31-40	86%	36	39	35	40	35	Lower 5-mph increment to the V85 selected (CVC §21400b) - Residential / Commercial / Truck Route
Firestone Boulevard	13	California Avenue	Atlantic Avenue	1.30	ART	I/R/C	30-39	83%	35	39	35	40	35	Lower 5-mph increment to the V85 selected (CVC §21400b) - Residential / Commercial / Industrial / Truck Route
Firestone Boulevard	14	Atlantic Avenue	I-710 Freeway	0.76	ART	I/C	34-43	91%	38	42	35	40	35	Lower 5-mph increment to the V85 selected (CVC §21400b) - Residential / Commercial / Truck Route
Firestone Boulevard	15	I-710 Freeway	East City Limit	0.71	ART	I/C	37-46	81%	42	46	35	45	40	CA MUTCD option 1 - Commercial / Industrial / Truck Route
Garfield Avenue	19	Imperial Highway	Roosevelt Avenue	0.82	ART	I/R/C	34-43	73%	39	45	35	45	35	Segment is part of Complete Streets project
Garfield Avenue	20	Roosevelt Avenue	South City Limit	0.37	ART	R/C	28-37	71%	34	40	35	40	35	CA MUTCD option 1 - Residential / Commercial / Truck Route
Imperial Highway	21	West City Limit	East City Limit	1.23	ART	W/C/W	41-50	65%	45	51	40	50	45	CA MUTCD option 1 - Residential / Commercial / Industrial / Truck Route
Otis Street	29	North City Limit	Firestone Boulevard	0.58	ART	I/C/R	27-36	88%	32	35	30	35	30	CA MUTCD option 1 - Residential / Commercial / Industrial
Otis Street	30	Firestone Boulevard	Tweedy Boulevard	0.67	ART	R/C/S	30-39	82%	34	38	30	40	30	CA MUTCD option 1 - Residential / Commercial / Schools
Paramount Boulevard	32	North City Limit	South City Limit	0.50	ART	I/C/R/C/A	36-45	79%	40	45	35	45	40	CA MUTCD option 1 - Slight curve at Main St - Residential / Commercial / Industrial
Rayo Avenue	33	Firestone Boulevard	Southern Avenue	0.37	ART	W/S/P	31-40	86%	35	39	35	40	35	Lower 5-mph increment to the V85 selected (CVC §21400b) - Residential / Commercial / Industrial
Wright Road	49	Atlantic Avenue	South City Limit	0.63	LOC	R/C	32-41	77%	37	42	35	40	35	CA MUTCD option 1 - Slight curve at Abbott Rd - Residential / Commercial

Minagar & Associates, Inc. will collect the vehicle volume counts required to measure two-way traffic during typical weekday conditions, which reflects the average daily traffic traversing the segment on a normal basis. Counts Unlimited staff will deploy multiple field technicians to set up roadway traffic tubes, or machine counters, to collect the average daily traffic counts (ADT). The counter placement plan will be as follows:

- Machine traffic volume counts for each roadway segment shall be taken to meet the following general parameters:
 - Scheduled on typical school weekdays (Tuesdays, Wednesdays, or Thursdays);





- One-day (24 consecutive-hour) periods along approximately 21 segments for the weekday period, in no less than 15-minute increments;
- For all lanes in both simultaneous directions of vehicular travel;
- Under good weather conditions with affecting lane closures or detours
- Project Manager Fred Minagar will coordinate between our field leads at Counts Unlimited and City of Needles staff prior to the final locating and placement of tubes to coincide to the extent feasible with off-times for street sweeping, landscape maintenance activities, and/or any planned construction work or other events.
- Counters shall be set at approximately the midpoint of each roadway segment; otherwise as far as possible from public street intersections, private driveways and other locations where vehicles might cross counter tubes at angles other than 90 degrees.

Minagar & Associates, Inc. will review the total mid-block accident history for each of the specified location utilizing the accident report provided by the San Bernardino County Sheriff's Department. Minagar & Associates, Inc. will then calculate the collision rate for collisions related to unsafe speed based on a mid-block's collision history as follows:

$$\text{Collision Rate (Collisions/MVM)} = \frac{\text{No. of Collisions} \times 1,000,000}{\text{ADT} \times \text{Distance} \times \text{No. of Days}}$$

where:

<i>No. of Collisions</i>	Number of speed-related collisions on the segment during the selected analysis period (50.5 months), both directions
<i>1,000,000</i>	Conversion factor for Million-Vehicle-Miles (MVM)
<i>ADT</i>	Average Daily Traffic (vehicles per day), both directions
<i>Distance</i>	Roadway segment distance traveled by each vehicle (miles)
<i>No. of Days</i>	Number of days during the selected analysis period (i.e., 1.00 year = 365 days)

Following the calculation of collision rate for each street segment, Minagar & Associates, Inc. will conduct a technical comparison between the calculated MVM and the expected MVM. For example, the expected Overall Crash Summary for the City of Needles which is located in





**Proposal for Professional Engineering Services to
Citywide Engineering and Traffic Survey Project**
City of Needles



Caltrans District 8 is shown below. If the calculated MVM exceeds the expected MVM for a specific roadway segment, it means that this roadway segment has a higher-than-normal collisions relating to unsafe speed. In that case, Minagar & Associates, Inc. will reconsider the 85th percentile speed and recommend accordingly.

Caltrans District 8 Overall 2018 Crash Summary – Prepared 10/08/2020

Crash Summary - Overall Summary by District FOR 2018 PREPARED 10/08/2020											
TRAVEL AND CRASH SUMMARY FOR DISTRICT 08											
LANE TYPE	ROAD MILES	TRAVEL (MVM)	TOTAL	CRASHES PDO	INJURY	FATAL	KILLED	INJURED	RATES ACC/MVM	F+I/MVM	FATALITIES /100 MVM
RURAL AREAS											
2 AND 3 LN	682.2	1,091.5	940	494	409	37	42	630	0.86	0.41	3.85
4+ UND	3.3	12.9	49	22	25	2	2	37	3.81	2.10	15.54
4+ DIV	49.3	328.7	229	139	85	5	5	125	0.70	0.27	1.52
SUBTOTAL	734.8	1,433.0	1,218	655	519	44	49	792	0.85	0.39	3.42
2 AND 3 LN EXP	36.4	95.1	96	50	46	0	0	67	1.01	0.48	0.00
4+ DIV EXP	44.1	287.3	199	115	79	5	6	121	0.69	0.29	2.09
NON FWY	815.2	1,815.4	1,513	820	644	49	55	980	0.83	0.38	3.03
FREEWAY	413.6	5,962.1	3,160	2,157	952	51	60	1,505	0.53	0.17	1.01
TOTAL	1,228.8	7,777.5	4,673	2,977	1,596	100	115	2,485	0.80	0.22	1.48
URBAN AREAS											
2 AND 3 LN	129.0	437.8	494	265	221	8	10	324	1.13	0.52	2.28
4+ UND	15.8	143.5	141	62	77	2	2	116	0.98	0.55	1.39
4+ DIV	73.7	649.3	755	346	389	20	20	586	1.16	0.63	3.08
SUBTOTAL	218.4	1,230.6	1,390	673	687	30	32	1,026	1.13	0.58	2.80
2 AND 3 LN EXP	13.9	79.5	102	73	69	0	0	45	1.28	0.36	0.00
4+ DIV EXP	19.2	253.1	140	99	41	0	0	61	0.55	0.16	0.00
NON FWY	251.5	1,563.2	1,632	845	757	30	32	1,132	1.04	0.50	2.05
FREEWAY	337.9	16,911.1	16,449	11,354	5,009	86	99	7,267	0.97	0.30	0.59
TOTAL	589.4	18,474.3	18,081	12,199	5,766	116	131	8,399	0.98	0.32	0.71
DISTRICTWIDE											
2 AND 3 LN	811.1	1,529.3	1,434	759	630	45	52	954	0.94	0.44	3.40
4+ UND	19.1	156.3	190	84	102	4	4	153	1.22	0.68	2.56
4+ DIV	123.0	978.0	984	485	474	25	25	711	1.01	0.51	2.56
SUBTOTAL	953.2	2,663.6	2,608	1,328	1,206	74	81	1,818	0.98	0.48	3.04
2 AND 3 LN EXP	50.3	174.8	198	123	120	0	0	112	1.13	0.43	0.00
4+ DIV EXP	63.2	540.4	339	214	120	5	6	182	0.63	0.23	0.00
NON FWY	1,066.7	3,378.6	3,145	1,665	1,401	79	87	2,112	0.93	0.44	2.58
FREEWAY	751.5	22,873.2	19,609	13,511	5,981	137	159	8,772	0.86	0.27	0.70
TOTAL	1,818.2	26,251.8	22,754	15,176	7,382	216	246	10,884	0.87	0.29	0.94

Sample: 2021 City of South Gate Collision Data Analysis

Street	ROADWAY INFORMATION								COLLISION ANALYSIS		
	No.	Segment Limits		Roadway Type		Direction of Travel	Length (mi.)	ADT (vpd)	Number of Collisions ^{2,1}	Collision Rate	
		From	To	No. of Lanes ¹	Division					Expected ² (A/MVM)	Calculated ³ (A/MVM)
Atlantic Avenue	5	North City Limit	Firestone Boulevard	4	D	N/S	0.23	48,175	8	1.19	0.37
Atlantic Avenue	6	Firestone Boulevard	Tweedy Boulevard	4	D	N/S	0.71	19,841	11	1.19	0.53
Firestone Boulevard	11	West City Limit	Long Beach Boulevard	6	D	E/W	0.80	29,928	15	1.19	0.57
Firestone Boulevard	12	Long Beach Boulevard	California Avenue	6	D	E/W	0.80	31,091	10	1.19	0.28
Firestone Boulevard	13	California Avenue	Atlantic Avenue	6	D	E/W	1.30	36,395	39	1.19	0.56
Firestone Boulevard	14	Atlantic Avenue	I-710 Freeway	6	D/U	E/W	0.76	59,174	22	1.13	0.33
Firestone Boulevard	15	I-710 Freeway	East City Limit	6	D	E/W	0.71	76,802	16	1.18	0.20
Garfield Avenue	19	Imperial Highway	Roosevelt Avenue	4	U	N/S	0.82	15,105	5	1.13	0.28
Garfield Avenue	20	Roosevelt Avenue	South City Limit	4	D	N/S	0.37	16,939	1	1.19	0.11
Imperial Highway	21	West City Limit	East City Limit	6	D	E/W	1.23	49,709	20	1.19	0.22
Otis Street	29	North City Limit	Firestone Boulevard	4	U	N/S	0.58	10,653	7	1.13	0.78
Otis Street	30	Firestone Boulevard	Tweedy Boulevard	4	U	N/S	0.67	12,987	4	1.13	0.31
Paramount Boulevard	32	North City Limit	South City Limit	4	U	N/S	0.50	28,872	3	1.13	0.14
Rayo Avenue	33	Firestone Boulevard	Southern Avenue	2	U	N/S	0.37	14,611	0	0.96	0.00
Wright Road	49	Atlantic Avenue	South City Limit	2	U	N/S	0.63	15,213	1	0.96	0.07

Compiling all of the statistical speed data, collision analysis and field investigation notes we will then complete our standard traffic and roadway/roadside observation survey forms which summarizes each segment's existing conditions, factors not readily apparent, and recommended posted speed limit, on a single sheet. All of the required collision rate calculation inputs will be transferred from the data entry forms prepared from previous tasks. Minagar & Associates, Inc. has developed its own in-house spreadsheet workbook program that operates similar to the





**Proposal for Professional Engineering Services to
Citywide Engineering and Traffic Survey Project**
City of Needles



FHWA's *USLimits2* software, and uses this module for all of our Engineering and Traffic Survey projects. Our field and safety improvements review will include an inventory of the following roadway factors and roadside/shoulder conditions:

- Roadway widths and number of lanes
- Presence and type of center median
- Type and locations of existing traffic controls
- Horizontal alignment and vertical grade characteristics
- General visibility, sight distance and lighting conditions
- Presence and visibility of marked crosswalks
- Adjacent land use and roadside development
- On-street parking activity
- Frequency, type of driveway access
- Presence of bicycle lanes and bike traffic interaction
- Pedestrian activity
- Truck/heavy vehicle traffic levels
- Number of fronting businesses and residential dwelling houses per segment length
- Presence of senior citizen facilities, and school buildings/grounds

Sample: 2021 City of South Gate Radar Speed Survey for a Roadway Segment

City of South Gate Radar Speed Survey									
Speed		Vehicles Surveyed		Tot					
HH	MM	Northbound	Southbound	Northbound	Southbound	Northbound	Southbound	Northbound	Southbound
55	0								
54	0								
53	0								
52	0								
51	0								
50	0								
49	0								
48	0								
47	0								
46	0								
45	0								
44	0								
43	0								
42	0								
41	0								
40	2								
39	0								
38	0								
37	0								
36	0								
35	0								
34	0								
33	0								
32	0								
31	0								
30	0								
29	0								
28	0								
27	0								
26	0								
25	0								
24	0								
23	0								
22	0								
21	0								
20	0								
19	0								
18	0								
17	0								
16	0								
15	0								
14	0								
13	0								
12	0								
11	0								
10	0								
9	0								
8	0								
7	0								
6	0								
5	0								
Total	50								

City of South Gate Radar Speed Survey			
Location:		Rayo Avenue	
Between:		Firestone Boulevard - Southern Avenue	
Weather:		Clear	
Date:		12/16/21	
Time From:		10:35	
Time To:		10:55	
Existing Speed Limit:		35 MPH	
% Over Pace:	Northbound 0%	Southbound 6%	Combined Statistics 3%
% In Pace:	86%	86%	86%
% Under Pace:	14%	8%	11%
Average Speed:	34 MPH	36 MPH	35 MPH
Pace Speed:	31 - 40 MPH	31 - 40 MPH	31 - 40 MPH
15th Percentile / Critical Speed:	31 MPH	32 MPH	31 MPH
50th Percentile / Critical Speed:	34 MPH	36 MPH	35 MPH
85th Percentile / Critical Speed:	39 MPH	39 MPH	39 MPH

Radar Survey Conducted By:
Counts Unlimited, Inc.
PO Box 1178
Corona, CA 92880
T 951-268-6268 F 951-268-6267



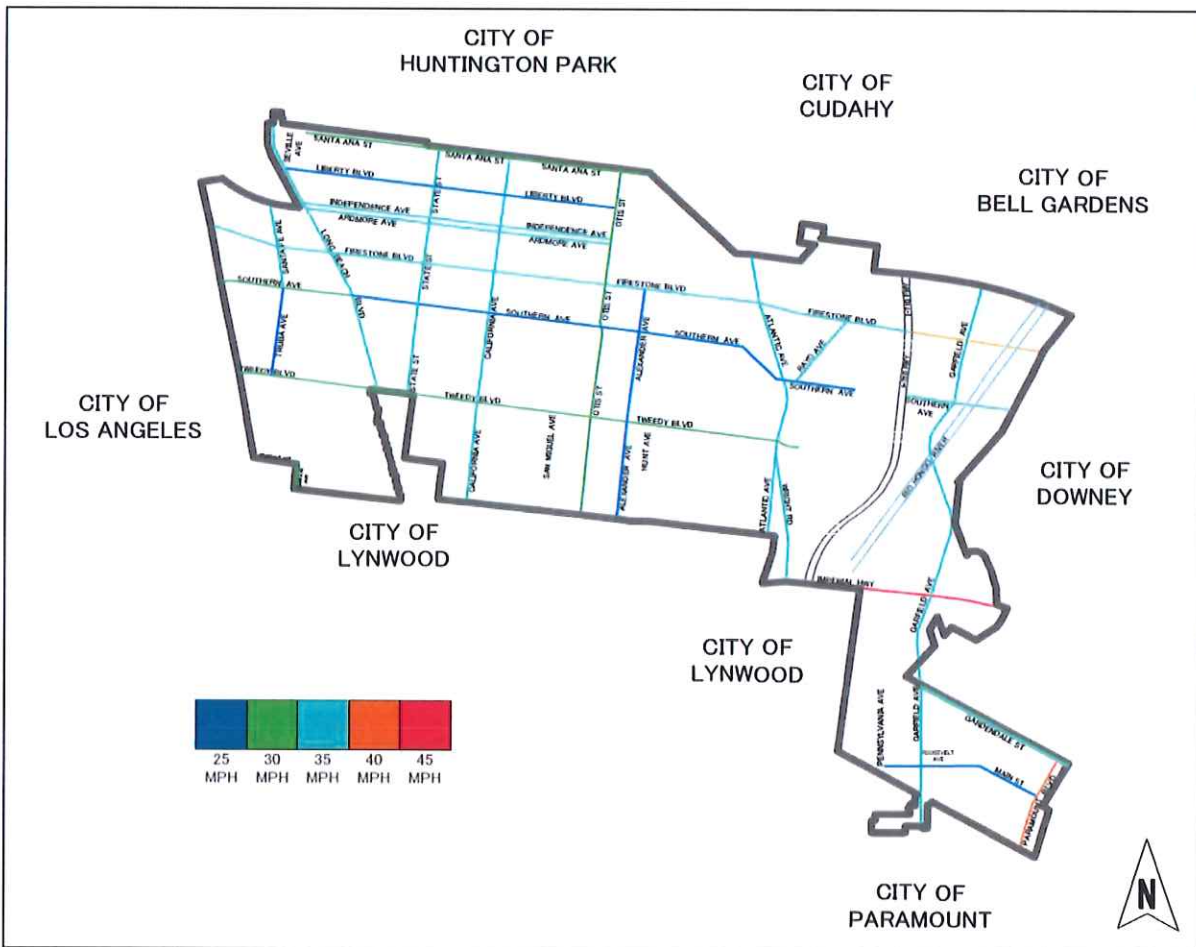


TASK 3 – SPEED LIMIT RECOMMENDATION

The procedures for speed zoning in the State of California are governed by the California Manual on Uniform Traffic Devices (2014 CAMUTCD, 6th Revision, Effective March 30, 2021) and the latest Vehicle Code (CVC, 2021). Minagar staff is well versed in the standards, legal parameters, guidelines and recommendations established within these documents, and is very familiar with current issues related the latest changes in the Vehicle Code and CAMUTCD which have occurred within the last few years. Using the data collected and analyzed in from the above tasks, Minagar will finalize the segment narratives, and provide recommended posted speed limit conclusions in accordance with Section 2B.13 Speed Limit Sign (R2-1) per the latest CAMUTCD along with the comprehensive speed zoning and collisions analysis summary tables as described in the sections above.

Minagar & Associates, Inc. will also provide a summary table that shows the existing posted traffic speed limit, the eighty-fifth (85th) percentile speed, and the recommended traffic speed limit for each of the specified locations. Minagar & Associates, Inc. will then seek approval from the City Engineer prior to preparing the final report.

Sample: 2021-2022 City of South Gate Speed Map





**Proposal for Professional Engineering Services to
Citywide Engineering and Traffic Survey Project
City of Needles**



Sample: 2021 City of South Gate Roadway Segment Analysis & Recommendation Sheet



CITY OF SOUTH GATE

2021 CITYWIDE ENGINEERING AND TRAFFIC SURVEY (E&TS) REPORT

5 Atlantic Ave		North City Limit to Firestone Blvd	
DATE: 12/16/2021		SURVEY BY: Counts Unlimited	
TIME: 11:30 AM - 12:20 PM		CHECK BY: H Basrawi	
1 - PREVAILING SPEED DATA			
Location of Survey	40 MPH		
85th Percentile	32 - 41 MPH		
10 MPH Pace	84%		
Percent in Pace	35 MPH		
Posted Speed Limit			
2 - ACCIDENT HISTORY			
No. of Months Observed	50.5		
Speed-Related Accidents	6		
Total Accidents	14		
Expected Collision Rate (MVM)	1.19	(Speed Related Only)	
Calculated Collision Rate (MVM)	0.37	(Speed Related Only)	
3 - TRAFFIC FACTORS			
Average Daily Traffic	48,175		
Lane Configuration	2 Lanes Per Direction		
Traffic Controls	Signal - Salt Lake - Patata / Azalea / Firestone		
Crosswalks	At Salt Lake - Patata / Firestone		
Pedestrian/Bicycles	Yes/Yes		
Truck Traffic	Yes, Truck Route		
On-Street Parking	Yes (northbound only)		
Other			
4 - ROADWAY FACTORS			
Length of Segment (Miles)	0.23		
Vertical Curve	Up-Down Over RxR		
Horizontal Curve	None		
Lateral Visibility	Good		
Road Conditions	Good		
Sidewalk/Driveways	Yes/Yes		
Street Lighting	Yes		
Other	Divided		
Adjacent Land Use	Industrial		
Recommended Speed Limit	35 MPH		
Speed Limit Change	No Change		
Justification	Industrial, Truck Route. It is recommended to maintain the existing 35 MPH posted speed (CA MUTCD option 1).		
CERTIFICATION			
<p>I, Fred Minagar do hereby certify that this Engineering and Traffic Survey for the City of South Gate was performed under my supervision. I certify that I am both experienced in performing surveys of this type and am duly registered in the State of California as a professional engineer. The survey has been conducted in strict compliance with guidelines contained in the most current versions of the California Vehicle Code (CVC) and the California Department of Transportation Manual on Uniform Traffic Control Devices (CAMUTCD). Data contained in this report represents a true and accurate description of</p>			
 Fred Minagar		RCE #53466 State Registration No.	12/31/2021 Date



MINAGAR & ASSOCIATES, INC



MINAGAR & ASSOCIATES, INC.



**Proposal for Professional Engineering Services to
Citywide Engineering and Traffic Survey Project**
City of Needles



Sample: 2021 City of Santa Fe Springs Roadway Segment Analysis & Recommendation Sheet



**CITY OF SANTA FE SPRINGS
2021 CITYWIDE ENGINEERING AND TRAFFIC SURVEY (E&TS) REPORT**

107 Stage Rd.		Rosecrans Ave. to Valley View Ave.	
DATE: 12/22/2021		SURVEY BY: Counts Unlimited	
TIME: 9:35 AM - 10:15 AM		CHECK BY: H Basrawi	
1 - PREVAILING SPEED DATA			
Location of Survey			
85th Percentile	43 MPH		
10 MPH Pace	30 - 39 MPH		
Percent in Pace	57%		
Posted Speed Limit	40 MPH		
2 - ACCIDENT HISTORY			
No. of Months Observed	38.5		
Speed-Related Accidents	2		
Total Accidents	2		
Expected Collision Rate (MVM)	0.96	(Speed Related Only)	
Calculated Collision Rate (MVM)	1.03	(Speed Related Only)	
3 - TRAFFIC FACTORS			
Average Daily Traffic	2,297		
Lane Configuration	2 Lanes - Undivided		
Traffic Controls	Signal - Clarkman St		
Crosswalks	At Clarkman St, Dunning St, and Davenrich St		
Pedestrian/Bicycles	Yes/Yes		
Truck Traffic	Yes		
On-Street Parking	No		
Other			
4- ROADWAY FACTORS			
Length of Segment (Miles)	0.58		
Vertical Curve	Slight Curve at Valley View Ave.		
Horizontal Curve	None		
Lateral Visibility	Good		
Road Conditions	Good		
Sidewalk/Driveways	Yes/Yes		
Street Lighting	Yes		
Other	Undivided		
Adjacent Land Use	Industrial / Commercial		
Recommended Speed Limit	40 MPH		
Speed Limit Change	No Change		
Justification	High Collision Rate, It is recommended for the existing 40 MPH speed to be maintained (CA MUTCD option 1).		
CERTIFICATION			
I, Fred Minagar do hereby certify that this Engineering and Traffic Survey for the City of Pomona was performed under my supervision. I certify that I am both experienced in performing surveys of this type and am duly registered in the State of California as a professional engineer. The survey has been conducted in strict compliance with guidelines contained in the most current versions of the California Vehicle Code (CVC) and the California Department of Transportation Manual on Uniform Traffic Control Devices (CAMUTCD). Data contained in this report represents a true and accurate description of traffic conditions existing			
 Fred Minagar		RCE #53466 State Registration No.	12/30/2021 Date



MINAGAR & ASSOCIATES, INC.



MINAGAR & ASSOCIATES, INC.



TASK 4 – Project Report

Minagar & Associates, Inc. will prepare a comb binding Final Report that includes the Engineering and Traffic Survey (E&TS) after receiving revision and approval of the partially completed report from the City Engineer. The Final Report will be certified, stamped, and signed by Fred Minagar, MS PE, RCE, FITE, a Registered Professional Civil Engineer in the State of California.

TASK 5 – Project Deliverables

Minagar & Associates, Inc. shall prepare the final report on 8½ x 11 sheets and will supply the report with 11 x 17 mapping sheets to identify conditions of existing signs as well as recommendations to existing signs.

Section 6

EVIDENCE OF INSURANCE

Our evidence of possession of certificate of insurance is included on the following page.

Section 7

FEE SCHEDULE

Our detailed fee schedule is included in the following page.





CERTIFICATE OF LIABILITY INSURANCE

DATE (MM/DD/YYYY)

9/14/2020

THIS CERTIFICATE IS ISSUED AS A MATTER OF INFORMATION ONLY AND CONFERS NO RIGHTS UPON THE CERTIFICATE HOLDER. THIS CERTIFICATE DOES NOT AFFIRMATIVELY OR NEGATIVELY AMEND, EXTEND OR ALTER THE COVERAGE AFFORDED BY THE POLICIES BELOW. THIS CERTIFICATE OF INSURANCE DOES NOT CONSTITUTE A CONTRACT BETWEEN THE ISSUING INSURER(S), AUTHORIZED REPRESENTATIVE OR PRODUCER, AND THE CERTIFICATE HOLDER.

IMPORTANT: If the certificate holder is an ADDITIONAL INSURED, the policy(ies) must have ADDITIONAL INSURED provisions or be endorsed. If SUBROGATION IS WAIVED, subject to the terms and conditions of the policy, certain policies may require an endorsement. A statement on this certificate does not confer rights to the certificate holder in lieu of such endorsement(s).

PRODUCER Dealey, Renton & Associates P.O. Box 12675 Oakland CA 94604	CONTACT NAME: Rosemary Currie	
	PHONE (A/C, No, Ext): 800-545-3090 FAX (A/C, No): 510-452-2193	
	E-MAIL ADDRESS: dracertificates@dealeyrenton.com	
	INSURER(S) AFFORDING COVERAGE	NAIC #
INSURED Minagar & Associates, Inc. 23282 Mill Creek Dr, Ste 120 Laguna Hills CA 92653	INSURER A: The Travelers Indemnity Company of Connecticut	25682
	INSURER B: US Specialty Insurance Company	29599
	INSURER C: Travelers Property Casualty Company of America	25674
	INSURER D:	
	INSURER E:	
	INSURER F:	

COVERAGES**CERTIFICATE NUMBER:** 1680317961**REVISION NUMBER:**

THIS IS TO CERTIFY THAT THE POLICIES OF INSURANCE LISTED BELOW HAVE BEEN ISSUED TO THE INSURED NAMED ABOVE FOR THE POLICY PERIOD INDICATED. NOTWITHSTANDING ANY REQUIREMENT, TERM OR CONDITION OF ANY CONTRACT OR OTHER DOCUMENT WITH RESPECT TO WHICH THIS CERTIFICATE MAY BE ISSUED OR MAY PERTAIN, THE INSURANCE AFFORDED BY THE POLICIES DESCRIBED HEREIN IS SUBJECT TO ALL THE TERMS, EXCLUSIONS AND CONDITIONS OF SUCH POLICIES. LIMITS SHOWN MAY HAVE BEEN REDUCED BY PAID CLAIMS.

INSR LTR	TYPE OF INSURANCE	ADDL INSD	SUBR WVD	POLICY NUMBER	POLICY EFF (MM/DD/YYYY)	POLICY EXP (MM/DD/YYYY)	LIMITS
C	<input checked="" type="checkbox"/> COMMERCIAL GENERAL LIABILITY <input type="checkbox"/> CLAIMS-MADE <input checked="" type="checkbox"/> OCCUR <input checked="" type="checkbox"/> Contractual Liab <input type="checkbox"/> Included GEN'L AGGREGATE LIMIT APPLIES PER: <input type="checkbox"/> POLICY <input checked="" type="checkbox"/> PRO-JECT <input checked="" type="checkbox"/> LOC <input type="checkbox"/> OTHER:			6801H78916A	8/30/2020	8/30/2021	EACH OCCURRENCE \$2,000,000 DAMAGE TO RENTED PREMISES (Ea occurrence) \$1,000,000 MED EXP (Any one person) \$10,000 PERSONAL & ADV INJURY \$2,000,000 GENERAL AGGREGATE \$4,000,000 PRODUCTS - COMP/OP AGG \$4,000,000 \$
A	AUTOMOBILE LIABILITY <input type="checkbox"/> ANY AUTO <input type="checkbox"/> OWNED AUTOS ONLY <input type="checkbox"/> SCHEDULED AUTOS <input checked="" type="checkbox"/> HIRED AUTOS ONLY <input checked="" type="checkbox"/> NON-OWNED AUTOS ONLY			BA2070P437	8/30/2020	8/30/2021	COMBINED SINGLE LIMIT (Ea accident) \$1,000,000 BODILY INJURY (Per person) \$ BODILY INJURY (Per accident) \$ PROPERTY DAMAGE (Per accident) \$ \$
	UMBRELLA LIAB <input type="checkbox"/> OCCUR EXCESS LIAB <input type="checkbox"/> CLAIMS-MADE <input type="checkbox"/> DED <input type="checkbox"/> RETENTION \$						EACH OCCURRENCE \$ AGGREGATE \$ \$
C	WORKERS COMPENSATION AND EMPLOYERS' LIABILITY ANY PROPRIETOR/PARTNER/EXECUTIVE OFFICER/MEMBER EXCLUDED? (Mandatory in NH) If yes, describe under DESCRIPTION OF OPERATIONS below	Y/N	N/A	UB0N452288	8/30/2020	8/30/2021	<input checked="" type="checkbox"/> PER STATUTE <input type="checkbox"/> OTH-ER E.L. EACH ACCIDENT \$1,000,000 E.L. DISEASE - EA EMPLOYEE \$1,000,000 E.L. DISEASE - POLICY LIMIT \$1,000,000
B	Professional Liability			USS2031138	9/6/2020	9/6/2021	Per Claim \$1,000,000 Annual Aggregate \$1,000,000

DESCRIPTION OF OPERATIONS / LOCATIONS / VEHICLES (ACORD 101, Additional Remarks Schedule, may be attached if more space is required)

CERTIFICATE HOLDER**CANCELLATION 30 Day Notice of Cancellation**

FOR PROPOSAL USE ONLY

SHOULD ANY OF THE ABOVE DESCRIBED POLICIES BE CANCELLED BEFORE THE EXPIRATION DATE THEREOF, NOTICE WILL BE DELIVERED IN ACCORDANCE WITH THE POLICY PROVISIONS.

AUTHORIZED REPRESENTATIVE

© 1988-2015 ACORD CORPORATION. All rights reserved.

REVISED MANHOURS & LEVELS OF EFFORTS ESTIMATES

City of Needles

Engineering & Traffic Surveys on 21 Street Segments

21 ADTs & 21 Radar Guns Surveys

MINAGAR & ASSOCIATES, INC.

TASK AND DESCRIPTION	PM	PE	FM	EA	DIRECT COST*	TOTAL
1 Project Management & Meeting with City	8	0	0	5	\$0	\$1,922
2 Radar Field Data Collection Both Directions for 21 Segments & ADT Machine Counts Both Directions for 21 Segments	1	0	5	2	\$2,940	\$3,904
3 Speed Limit Recommendations	2	3	0	13	\$0	\$1,755
4 Prepare the Final Citywide Engineering & Traffic Survey for Approval within 45 Working Days	3	4	0	11	\$0	\$1,977
5 Provide Binding Sets of the Final Report along with all Electronic Files	1	0	0	3	\$0	\$401
Total Hours	15	7	5	34		
Hourly Rate	\$198.01	\$159.59	\$126.20	\$67.67	\$0	
Total Labor Cost (\$)	\$2,970	\$1,117	\$631	\$2,301	\$2,940	\$9,959
TOTAL COST						\$9,959

PM Project Manager PE Project Engineer

FM Field Manager/Dep Rep EA Engineering Assistant

* Direct Cost of Sub-Consultant Counts Unlimited

3/19/2022



Appendix A

Speed Gun Calibration Certifications



**AN ORDINANCE OF THE CITY COUNCIL OF THE CITY OF NEEDLES,
CALIFORNIA, AMENDING CHAPTER 15A-7 DESIGNATED
SKATEBOARDING AREAS HOURS OF OPERATION**

WHEREAS, the City of Needles parks provide amenities for various activities including playground equipment, skateboard and boat launch facilities, and beach areas for water recreation; and

WHEREAS, on April 12, 2022 the Needles City Council considered all testimony and any documentary evidence presented to them in order to make the following determination; and

WHEREAS, the City Council tabled this item to the April 26 meeting based on public testimony and council discussion revising the proposed ordinance.

NOW, THEREFORE, BE IT ORDAINED that the City Council of the City of Needles, California, approves an amendment to the City Code.

SECTION 1. The City Council HEREBY FINDS AND DETERMINES that this activity is not subject to the California Environmental Quality Act ("CEQA") pursuant to CEQA Section § 15060 (c)(2), the activity will not result in a direct or reasonable foreseeable indirect physical change in the environment.

SECTION 2. The City Council HEREBY FINDS AND DETERMINES that facts do exist to approve an amendment to the Needles Municipal Code (NMC).

SECTION 3. The City Council HEREBY APPROVES Ordinance No. 650-AC for an amendment to the Needles Municipal Code (NMC) as follows:

Amended 15A-7 to read: Designated Skateboarding Areas

The following regulations shall apply within designated skateboarding areas:

a) In the Designated Skateboarding Areas, it shall be unlawful to enter or remain on the premises between the hours 10:00 P.M. of one day and 5:00 A.M. of the following day, or by special permit:

~~(a) No person shall skate or skateboard at times other than those established as the hours of operation.~~

~~(1) The hours of operation shall be 10:00 P.M. of one day and 5:00 A.M. of the following day, or by special permit:~~

(b) No person shall skate or skateboard when the designated skateboard park area is wet;

(c) No person shall cause or initiate any acts of violence or hazing to another person inside or around the designated skateboard park area;

(d) Only skateboards and in-line skates shall be allowed in the designated skateboard park area;

(e) No person shall use the designated skateboard park area unless they wear proper safety equipment including a helmet, elbow pads, and knee pads;

(f) No person shall consume food or drink in the designated skateboard park area;

(g) No person shall use alcohol or drugs in the designated skateboard park area;

(h) All persons using the designated skateboard park area must place trash in cans provided by the City or such persons shall be removed from the designated skateboard park area;

(i) No person shall cause graffiti or tagging in or around the designated skateboard park area; and

(j) No person shall skate on the curbs, planters, benches, steps, railing, and driveways of city-owned areas.


5-10-2022

#6

SECTION 4. This action shall become final and effective 30 days after this decision by the City Council as provided by the Needles City Code.

INTRODUCED AND READ for the first time and ordered posted at a regular meeting of the City Council of the City of Needles, California, held on the 26th day of April 2022, by the following roll call vote:

AYES: Council Members Campbell, Evans, Merritt, Paget and Longacre
NOES: None
ABSENT: Councilmember Belt
ABSTAIN: None



Jeff Williams, Mayor

Attest:



Dale Jones, City Clerk

PASSED, APPROVED AND ADOPTED at a regular meeting of the City Council of the City of Needles, California, held on the 10th day of May 2022, by the following roll call vote:

AYES:
NOES:
ABSENT:
ABSTAIN:


Jeff Williams, Mayor

(Seal)

Attest:

Dale Jones, City Clerk

Approved as to form:



John O. Pinkney, City Attorney



City of Needles, California Request for Council Action

☒ CITY COUNCIL ☐ NPUA ☐ BOARD OF PUBLIC UTILITIES
☒ Regular ☐ Special

Meeting Date: May 10, 2022

Title: State of California Drought Update

Background: On March 28, 2022 Governor Newsom issued executive order N-7-22 to the State Water Resource Control Board (SWRCB) to consider requiring urban water suppliers to activate, at a minimum, Level 2 of their customized Water Shortage Contingency Plans.

These plans, required by state law, are developed by local water agencies to navigate drought and each plan is customized based on an agency's unique infrastructure and management. Triggering Level 2 of these plans involves implementing water conservation actions to prepare for a water shortage level of up to 20 percent.

On April 27, 2022 the Metropolitan Water District of Southern California (MWD) implemented a mandate on customer within the State Water Project (SWP) system to reduce outdoor irrigation to one day per week to accommodate significant reductions in water deliveries from the SWP system. SWP system customers rely heavily on imported water supplies to meet the customers demands.

While the drought continues the City has taken substation cutbacks which began in 2015 reducing irrigation on City parks and implementing incentive programs to residents to reduce water usage. The City began an energy star toilet replacement program which allows a resident to apply for up to two \$100 toilet replacement rebates and a commercial customer up to four. Since the program began over 70 rebates have been provided to residents/commercial accounts. In addition, staff implemented an outreach program to inform and educate students and residents on the status of the drought and how they can help reduce water consumption.

Fiscal Impact: NA

Recommended Action: Information Only

Submitted By: Rainie Torrance, Assistant Utility Manager

City Management Review: _____ **Date:** _____

Approved: <input type="checkbox"/>	Not Approved: <input type="checkbox"/>	Tabled: <input type="checkbox"/>	Other: <input type="checkbox"/>
Agenda Item: <u>7</u>			

A water shortage emergency was declared by Southern California water officials for the first time ever on Tuesday.

The Metropolitan Water District of Southern California implemented an "Emergency Water Conservation Program," restricting outdoor watering to one day a week in parts of Los Angeles, Ventura and San Bernardino counties. The restrictions will take effect on June 1.

Where in SoCal are outdoor watering restrictions required?

The action affects some 6 million residents and comes at a time when one-third of the region "faces an emergency because of reliance on severely limited NorCal supplies," the agency said.

The Metropolitan Water District uses water from the Colorado River and the State Water Project to supply to 26 public water agencies, which provide it to 19 million people, or 40% of the state's population, the Associated Press reported.

Amid record-dry conditions, the water supply in California's major reservoirs are at a record low and so the agency doesn't have enough water to meet demand.

The State Water Project, which gets its water from the Sacramento-San Joaquin River Delta, has estimated it will only be able to deliver about 5% of its usual allocation this year, according to the AP. And so the outdoor watering restrictions will apply to areas that are dependent on the State Water Project.

RELATED CONTENT

| **Study details how to reduce urban water use**

|

| CA wet season is anything but, deepening drought

| Drought-stricken CA imposes new round of water cuts

“We’re requiring these areas to cut back outdoor watering to 1 day a week, but need all #SoCal residents + businesses to save up to 30%,” the water district said in a tweet.

SoCal water restrictions: How to make your yard more water efficient

Cities and smaller water suppliers that get water from the district will need to find ways to cut usage or restrict outdoor watering.

The Metropolitan Water District will monitor water use and if the restrictions don’t work, the agency could order an all-out ban on outdoor watering as soon as September, the AP reported.

And water suppliers that fail to comply could face large fines for exceeding their monthly allocations, the Los Angeles Times reported.

California is experiencing one of the driest starts to spring in decades, with the first three months of the year being the driest in recorded state history. Without a heavy dose of April and May showers, the state’s drought is projected to deepen and could lead to stricter rules on water use along with another devastating wildfire season.

The drought conditions are “unlike anything we’ve experienced before,” the water district said Tuesday.

Gov. Gavin Newsom had asked Californians to voluntarily reduce their water consumption by 15%. But so far, residents have been slow to meet that goal.

The Metropolitan Water District will hold a briefing at 10 a.m. Wednesday to further explain its declaration.

EXECUTIVE DEPARTMENT
STATE OF CALIFORNIA

EXECUTIVE ORDER N-7-22

WHEREAS on April 12, 2021, May 10, 2021, July 8, 2021, and October 19, 2021, I proclaimed states of emergency that continue today and exist across all the counties of California, due to extreme and expanding drought conditions; and

WHEREAS climate change continues to intensify the impacts of droughts on our communities, environment, and economy, and California is in a third consecutive year of dry conditions, resulting in continuing drought in all parts of the State; and

WHEREAS the 21st century to date has been characterized by record warmth and predominantly dry conditions, and the 2021 meteorological summer in California and the rest of the western United States was the hottest on record; and

WHEREAS since my October 19, 2021 Proclamation, early rains in October and December 2021 gave way to the driest January and February in recorded history for the watersheds that provide much of California's water supply; and

WHEREAS the ongoing drought will have significant, immediate impacts on communities with vulnerable water supplies, farms that rely on irrigation to grow food and fiber, and fish and wildlife that rely on stream flows and cool water; and

WHEREAS the two largest reservoirs of the Central Valley Project, which supplies water to farms and communities in the Central Valley and the Santa Clara Valley and provides critical cold-water habitat for salmon and other anadromous fish, have water storage levels that are approximately 1.1 million acre-feet below last year's low levels on this date; and

WHEREAS the record-breaking dry period in January and February and the absence of significant rains in March have required the Department of Water Resources to reduce anticipated deliveries from the State Water Project to 5 percent of requested supplies; and

WHEREAS delivery of water by bottle or truck is necessary to protect human safety and public health in those places where water supplies are disrupted; and

WHEREAS groundwater use accounts for 41 percent of the State's total water supply on an average annual basis but as much as 58 percent in a critically dry year, and approximately 85 percent of public water systems rely on groundwater as their primary supply; and

WHEREAS coordination between local entities that approve permits for new groundwater wells and local groundwater sustainability agencies is important to achieving sustainable levels of groundwater in critically overdrafted basins; and

WHEREAS the duration of the drought, especially following a multiyear drought that abated only five years ago, underscores the need for California to redouble near-, medium-, and long-term efforts to adapt its water management and delivery systems to a changing climate, shifting precipitation patterns, and water scarcity; and

WHEREAS the most consequential, immediate action Californians can take to extend available supplies is to voluntarily reduce their water use by 15 percent from their 2020 levels by implementing the commonsense measures identified in operative paragraph 1 of Executive Order N-10-21 (July 8, 2021); and

WHEREAS to protect public health and safety, it is critical the State take certain immediate actions without undue delay to prepare for and mitigate the effects of the drought conditions, and under Government Code section 8571, I find that strict compliance with various statutes and regulations specified in this Proclamation would prevent, hinder, or delay the mitigation of the effects of the drought conditions.

NOW, THEREFORE, I, GAVIN NEWSOM, Governor of the State of California, in accordance with the authority vested in me by the State Constitution and statutes, including the California Emergency Services Act, and in particular, Government Code sections 8567, 8571, and 8627, do hereby issue the following Order to become effective immediately:

IT IS HEREBY ORDERED THAT:

1. The orders and provisions contained in my April 21, 2021, May 10, 2021, July 8, 2021, and October 19, 2021 Proclamations remain in full force and effect, except as modified by those Proclamations and herein. State agencies shall continue to implement all directions from those Proclamations and accelerate implementation where feasible.
2. To help the State achieve its conservation goals and ensure sufficient water for essential indoor and outdoor use, I call on all Californians to strive to limit summertime water use and to use water more efficiently indoors and out. The statewide Save Our Water conservation campaign at SaveOurWater.com provides simple ways for Californians to reduce water use in their everyday lives. Furthermore, I encourage Californians to understand and track the amount of water they use and measure their progress toward their conservation goals.
3. By May 25, 2022, the State Water Resources Control Board (Water Board) shall consider adopting emergency regulations that include all of the following:
 - a. A requirement that each urban water supplier, as defined in section 10617 of the Water Code, shall submit to the Department of Water Resources a preliminary annual water supply and demand assessment consistent with section 10632.1 of the Water Code no later than June 1, 2022, and submit a final annual water

supply and demand assessment to the Department of Water Resources no later than the deadline set by section 10632.1 of the Water Code;

- b. A requirement that each urban water supplier that has submitted a water shortage contingency plan to the Department of Water Resources implement, at a minimum, the shortage response actions adopted under section 10632 of the Water Code for a shortage level of up to twenty percent (Level 2), by a date to be set by the Water Board; and
- c. A requirement that each urban water supplier that has not submitted a water shortage contingency plan to the Department of Water Resources implement, at a minimum, shortage response actions established by the Water Board, which shall take into consideration model actions that the Department of Water Resources shall develop for urban water supplier water shortage contingency planning for Level 2, by a date to be set by the Water Board.

To further conserve water and improve drought resiliency if the drought lasts beyond this year, I encourage urban water suppliers to conserve more than required by the emergency regulations described in this paragraph and to voluntarily activate more stringent local requirements based on a shortage level of up to thirty percent (Level 3).

- 4. To promote water conservation, the Department of Water Resources shall consult with leaders in the commercial, industrial, and institutional sectors to develop strategies for improving water conservation, including direct technical assistance, financial assistance, and other approaches. By May 25, 2022, the Water Board shall consider adopting emergency regulations defining "non-functional turf" (that is, a definition of turf that is ornamental and not otherwise used for human recreation purposes such as school fields, sports fields, and parks) and banning irrigation of non-functional turf in the commercial, industrial, and institutional sectors except as it may be required to ensure the health of trees and other perennial non-turf plantings.
- 5. In order to maximize the efficient use of water and to preserve water supplies critical to human health and safety and the environment, Public Resources Code, Division 13 (commencing with section 21000) and regulations adopted pursuant to that Division are hereby suspended, with respect to the directives in paragraphs 3 and 4 of this Order and any other projects and activities for the purpose of water conservation to the extent necessary to address the impacts of the drought, and any permits necessary to carry out such projects or activities. Entities that desire to conduct activities under this suspension, other than the directives in paragraphs 3 and 4 of this Order, shall first request that the Secretary of the Natural Resources Agency make a determination that the proposed activities are eligible to be conducted under this suspension. The Secretary shall use sound discretion in applying this Executive Order to ensure that the suspension serves the purpose of accelerating conservation projects that are necessary to address impacts of the drought, while at the same time

protecting public health and the environment. The entities implementing these directives or conducting activities under this suspension shall maintain on their websites a list of all activities or approvals for which these provisions are suspended.

6. To support voluntary approaches to improve fish habitat that would require change petitions under Water Code section 1707 and either Water Code sections 1425 through 1432 or Water Code sections 1725 through 1732, and where the primary purpose is to improve conditions for fish, the Water Board shall expeditiously consider petitions that add a fish and wildlife beneficial use or point of diversion and place of storage to improve conditions for anadromous fish. California Code of Regulations, title 23, section 1064, subdivisions (a)(1)(A)(i)-(ii) are suspended with respect to any petition that is subject to this paragraph.
7. To facilitate the hauling of water for domestic use by local communities and domestic water users threatened with the loss of water supply or degraded water quality resulting from drought, any ordinance, regulation, prohibition, policy, or requirement of any kind adopted by a public agency that prohibits the hauling of water out of the water's basin of origin or a public agency's jurisdiction is hereby suspended. The suspension authorized pursuant to this paragraph shall be limited to the hauling of water by truck or bottle to be used for human consumption, cooking, or sanitation in communities or residences threatened with the loss of affordable safe drinking water. Nothing in this paragraph limits any public health or safety requirement to ensure the safety of hauled water.
8. The Water Board shall expand inspections to determine whether illegal diversions or wasteful or unreasonable use of water are occurring and bring enforcement actions against illegal diverters and those engaging in the wasteful and unreasonable use of water. When access is not granted by a property owner, the Water Board may obtain an inspection warrant pursuant to the procedures set forth in Title 13 (commencing with section 1822.50) of Part 3 of the Code of Civil Procedure for the purposes of conducting an inspection pursuant to this directive.
9. To protect health, safety, and the environment during this drought emergency, a county, city, or other public agency shall not:
 - a. Approve a permit for a new groundwater well or for alteration of an existing well in a basin subject to the Sustainable Groundwater Management Act and classified as medium- or high-priority without first obtaining written verification from a Groundwater Sustainability Agency managing the basin or area of the basin where the well is proposed to be located that groundwater extraction by the proposed well would not be inconsistent with any sustainable groundwater management program established in any applicable Groundwater Sustainability Plan adopted by that Groundwater Sustainability

Agency and would not decrease the likelihood of achieving a sustainability goal for the basin covered by such a plan; or

- b. Issue a permit for a new groundwater well or for alteration of an existing well without first determining that extraction of groundwater from the proposed well is (1) not likely to interfere with the production and functioning of existing nearby wells, and (2) not likely to cause subsidence that would adversely impact or damage nearby infrastructure.

This paragraph shall not apply to permits for wells that will provide less than two acre-feet per year of groundwater for individual domestic users, or that will exclusively provide groundwater to public water supply systems as defined in section 116275 of the Health and Safety Code.

- 10. To address household or small community drinking water shortages dependent upon groundwater wells that have failed due to drought conditions, the Department of Water Resources shall work with other state agencies to investigate expedited regulatory pathways to modify, repair, or reconstruct failed household or small community or public supply wells, while recognizing the need to ensure the sustainability of such wells as provided for in paragraph 9.
- 11. State agencies shall collaborate with tribes and federal, regional, and local agencies on actions related to promoting groundwater recharge and increasing storage.
- 12. To help advance groundwater recharge projects, and to demonstrate the feasibility of projects that can use available high water flows to recharge local groundwater while minimizing flood risks, the Water Board and Regional Water Quality Control Boards shall prioritize water right permits, water quality certifications, waste discharge requirements, and conditional waivers of waste discharge requirements to accelerate approvals for projects that enhance the ability of a local or state agency to capture high precipitation events for local storage or recharge, consistent with water right priorities and protections for fish and wildlife. For the purposes of carrying out this paragraph, Division 13 (commencing with section 21000) of the Public Resources Code and regulations adopted pursuant to that Division, and Chapter 3 (commencing with section 85225) of Part 3 of Division 35 of the Water Code and regulations adopted pursuant thereto are hereby suspended to the extent necessary to address the impacts of the drought. This suspension applies to (a) any actions taken by state agencies, (b) any actions taken by local agencies where the state agency with primary responsibility for the implementation of the directives concurs that local action is required, and (c) permits necessary to carry out actions under (a) or (b). The entities implementing these directives shall maintain on their websites a list of all activities or approvals for which these provisions are suspended.
- 13. With respect to recharge projects under either Flood-Managed Aquifer Recharge or the Department of Water Resources Sustainable

14. To increase resilience of state water supplies during prolonged drought conditions, the Department of Water Resources shall prepare for the potential creation and implementation of a multi-year transfer program pilot project for the purpose of acquiring water from willing partners and storing and conveying water to areas of need.
15. By April 15, 2022, state agencies shall submit to the Department of Finance for my consideration proposals to mitigate the worsening effects of severe drought, including emergency assistance to communities and households and others facing water shortages as a result of the drought, facilitation of groundwater recharge and wastewater recycling, improvements in water use efficiency, protection of fish and wildlife, mitigation of drought-related economic or water-supply disruption, and other potential investments to support short- and long-term drought response.

This Order is not intended to, and does not, create any rights or benefits, substantive or procedural, enforceable at law or in equity, against the State of California, its agencies, departments, entities, officers, employees, or any other person.

[Handwritten signature]

SHIRLEY N. WEBER, PH.D.
Secretary of State