



(ACT) ACTION NEEDED
(INF) INFORMATION ONLY
(DIS) DISCRETIONARY

AGENDA

REGULAR MEETING OF THE
BOARD OF PUBLIC UTILITIES OF THE
CITY OF NEEDLES, CALIFORNIA
TUESDAY, MAY 6, 2025 AT 4:00 PM
EL GARCES HISTORIC DEPOT
950 FRONT STREET, NEEDLES

THE PUBLIC MAY ATTEND VIA TEAMS AND MAY SUBMIT ANY COMMENTS
IN WRITING PRIOR TO NOON ON THE DAY OF THE MEETING BY

EMAILING csallis@cityofneedles.com

TO JOIN THE LIVE TEAMS MEETING: log into the City of Needles website at
www.cityofneedles.com to access the agenda and [Click here to join meeting](#)

If asked, enter the following: Meeting ID: 332 312 49#
OR listen in and participate by calling Teams: 1-323-488-2227 - Meeting ID: 332 312 49#
Meetings are being recorded

CALL TO ORDER - ROLL CALL

APPROVAL OF AGENDA

(ACT)

CORRESPONDENCE

PUBLIC APPEARANCE: Persons wishing to address the Board on subjects other than those scheduled are requested to do so at this time. When called by the Chairman, please come to the podium and announce your name and address for the record. In order to conduct a timely meeting, a three minute time limit per person has been established by Municipal Code Section 2-18. Amendments to California Government Code Sec. 54950 prohibits the Board from taking action on a specific item until it appears on the agenda.

CONSENT CALENDAR: All matters listed on the Consent Calendar are considered to be routine and will be enacted by one motion in the form listed. The Chairman or any Member of the Board may pull an item from the Consent Calendar for discussion. Prior to Board action, a member of the public may address the Board on matters scheduled on the Consent Calendar. A three-minute time limit per person applies. **Recommended Action:** Approve Items 1 through 3 on the Consent Calendar by affirmative vote (ACT)

1. Approval of minutes of the regular meeting held April 1, 2025
2. Authorize the City Manager to execute the U.S. Department of Interior U.S. Geological Survey Joint Funding Agreement for Water Resources Investigations Number 22ZGJFA60101110 Amendment 1 to extend the period of performance end date from April 30, 2025, to April 30, 2028, to allow additional time to conduct the cooperative study entitled: "Groundwater Flow and Estimation of Total Dissolved Solids Concentrations near the Lower Colorado Water Supply Project, Imperial County, California"

3. Approve a Power Purchase Cost Adjustment for the period December 2024 to March 2025 and reduce the over-hydro rate from \$0.1338 to \$0.1238, effective June 1, 2025. This \$0.01 per kilowatthour adjustment reflects updated usage and cost savings following the original PCA rate of \$0.1538 established in October 2024

REGULAR ITEMS (A three minute time limit per person has been established per Municipal Code Section 2-18) **NONE**

REPORTS

(INF)

4. Present Perfected Rights Report - March 2025
5. EUSI, LLC operational support services relating to the wastewater treatment facility and collection system March 2025
6. Western Area Power Administration Term Purchase FY26 Q1

MANAGER'S REPORT

7. Manager's Report April 18 and 25, 2025

BOARD REQUESTS

ADJOURNMENT

INTERNET ACCESS TO BOARD AGENDA AND STAFF REPORT MATERIAL IS AVAILABLE PRIOR TO THE MEETING AT: [HTTP://WWW.CITYOFNEEDLES.COM](http://www.cityofneedles.com)

Posted: May 1, 2025

SB 343-DOCUMENTS RELATED TO OPEN SESSION AGENDAS -- Any public record, relating to an open session agenda item, that is distributed within 72 hours prior to the meeting is available for public inspection at the Administrative Office, 817 Third Street, Needles, CA 92363.

In compliance with the American with Disabilities Act, if you need special assistance to participate in this meeting, please contact Cheryl Sallis, Secretary to the Board, at (760) 326-2113 ext 115. Notification 48 hours prior to the meeting will enable the City to make reasonable arrangements to ensure accessibility to this meeting (28 CFR 35.102-104 ADA Title II).

BOARD OF PUBLIC UTILITIES

April 1, 2025

The regular meeting of the Board of Public Utilities held on the 1st day of April, 2025, was called to order at 4:00 p.m. with CHAIRMAN CAMPBELL presiding and the following COMMISSIONERS present:

COMMISSIONERS LeJEUNE, WALTERS, McNEIL, CAIRNS AND POWELL

Also Present: SECRETARY SALLIS, CITY MANAGER MARTINEZ, UTILITY MANAGER TORRANCE AND OTHER KEY STAFF

EX ABSNC COMMISSIONER McNEIL MOVED, SECONDED BY COMMISSIONER POWELL, to grant an excused absence to COMMISSIONER BROWN. Motion carried by the following roll call vote:

AYES: CHAIRMAN CAMPBELL, COMMISSIONERS LeJEUNE,
WALTERS, McNEIL, CAIRNS AND POWELL
NOES: NONE
ABSENT: COMMISSIONER BROWN

Deputy City Clerk Sallis administered the Oath of Office to new Board Member Mark Walters and all extended a welcome.

APPROVAL COMMISSIONER McNEIL MOVED, SECONDED BY COMMISSIONER
AGENDA CAIRNS, to approve the agenda. Motion carried by the following roll call vote:

AYES: CHAIRMAN CAMPBELL, COMMISSIONERS LeJEUNE,
WALTERS, McNEIL, CAIRNS AND POWELL
NOES: NONE
ABSENT: COMMISSIONER BROWN

CORSPNDN: None

PBLC APRN: None

PRESENTN City Manager Martinez introduced Roger Martinez, Vasquez & Company LLP
NPUA FY23 Engagement Partner, who presented and reviewed a PowerPoint presentation on
AUDIT the Needles Public Utility Authority Audit Report for fiscal year ended June 30, 2023. He noted that they issued an unmodified “clean” opinion in that the financial statements present fairly, in all material respects, Needles Public Utility Authority; and there are no material weaknesses, significant deficiency or noncompliance material to the financial statements. Discussion followed on internal controls relating to inventory and addressing the issue of getting proper controls in place to manage. Utility Manager Torrance acknowledged that staff understands the goal and what should be done to correct the issue of inventory control.

April 1, 2025

Page 2

CNST CAL: COMMISSIONER McNEIL MOVED, SECONDED BY COMMISSIONER LeJEUNE, to approve consent calendar agenda item 2

2. Approval of minutes of regular meeting held March 18, 2025

Motion carried by the following roll call vote:

AYES: COMMISSIONERS LeJEUNE, McNEIL, CAIRNS AND POWELL
NOES: NONE
ABSENT: COMMISSIONER BROWN
ABSTAIN: CHAIRMAN CAMPBELL AND COMMISSIONER WALTERS

REG ITEMS: None

REPORTS: CHAIRMAN CAMPBELL acknowledged the following report: 1) EUSI, LLC operational support services relating to the wastewater treatment facility and collection system February 2025

MGR'S RPT: Utility Manager Torrance reviewed a written Manager's Report – April 1st which she distributed at this meeting.

City Manager Martinez thanked staff for the clean audit and the work done. He reported that a finance director has been hired and should start mid-April.

BRD RQSTS: None

CHAIRMAN CAMPBELL declared the regular meeting of the Board of Public Utilities held on the 1st day of April, 2025, adjourned at 4:30 p.m.

ATTEST: _____
Chairman

Secretary



City of Needles, California Request for Commission Action

☐ CITY COUNCIL ☒ BOARD OF PUBLIC UTILITIES ☒ Regular ☐ Special

Meeting Date: May 6, 2025

Title: Authorize the City Manager to Execute the U.S. Department of Interior U.S. Geological Survey Joint Funding Agreement No. 22ZGJFA60101110- Amendment 1 to extend the period of performance end date from April 30, 2025, to April 30, 2028, to allow additional time to conduct the cooperative study entitled: "Groundwater Flow and Estimation of Total Dissolved Solids Concentrations near the Lower Colorado Water Supply Project, Imperial County, California"

Background: The City of Needles, Bureau of Reclamation (BOR), and the Metropolitan Water District of Southern California (MWD) entered into an agreement no. 06-XX-30-W0452 in 2007 for the delivery of the Lower Colorado Water Supply Project Water (LCWSP). The city sells excess water from the LCWSP to MWD annually. The average water diverted to MWD is around 8,500 acre-feet annually. MWD pays the city monthly for the operation and maintenance of the project and funds a trust account. The trust account was established by all parties to conduct well monitoring of the LCWSP well field and develop potential alternatives to the project in the event there is no water to pump into the All-American Canal. In 2025, the contributions to the trust fund paused to allow USGS to complete the required study outlined in this agreement.

The purpose of this amendment is to extend the period of performance end date from April 30, 2025, to April 30, 2028, to conduct the cooperative study referenced in the agreement.

Fiscal Impact: No increase

Environmental Impact: No significant environmental impact anticipated

Recommended Action: Authorize the City Manager to execute the U.S. Department of Interior U.S. Geological Survey Joint Funding Agreement for Water Resources Investigations Number 22ZGJFA60101110 – Amendment 1 to extend the period of performance end date from April 30, 2025, to April 30, 2028, to conduct the cooperative study entitled: "Groundwater Flow and Estimation of Total Dissolved Solids Concentrations near the Lower Colorado Water Supply Project, Imperial County, California."

Submitted By: Rainie Torrance, Utility Manager
Miles Krieger, BBK Law

City Manager Approval: Patrick J. Martinez Date: 4/29/2025

Other Department Approval (when required): _____ Date: _____

Approved: ☐ Not Approved: ☐ Tabled: ☐ Other: ☐
Agenda Item: _____



United States Department of the Interior

U.S. GEOLOGICAL SURVEY
California Water Science Center
6000 J Street
Sacramento, CA 95819

April 15, 2025

Patrick J. Martinez
City Manager
817 Third Street
Needles, California 92363

Dear Mr. Martinez,

This letter confirms discussions between our respective staffs, on March 3, 2025, concerning the status and continuation of the cooperative water-resources between the City of Needles and the U.S. Geological Survey (USGS).

The purpose of this amendment is to extend the Period of Performance end date from April 30, 2025 to April 30, 2028. Total cost of the program to USGS over all fiscal years, remains at \$334,134.00. Total cost of the program to City of Needles over all fiscal years, remains at \$ 2,383,658.00.

The additional time will be used for the continuation of our cooperative study entitled: "Groundwater Flow and Estimation of Total Dissolved Solids Concentrations near the Lower Colorado Water Supply Project, Imperial County, California". Specific tasks shall include: (1) complete installation of shallow observation wells and estimate local seepage, (2) complete the hydrogeologic framework model, (3) complete the regional three-dimensional groundwater-flow and transport model to estimate future TDS concentrations, and (4) publish the hydrogeologic framework and groundwater-flow model reports, and associated Data Releases.

Attached is a digitally signed copy of Joint Funding Agreement (JFA) 22ZGJFA60101110_01 for your approval. If you are in agreement with this proposed program, please sign and return an executed copy to cawscagreements@usgs.gov. If you have any questions concerning the program described above, please contact Michael Land at mtland@usgs.gov. If you have any administrative questions, please contact cawscagreements@usgs.gov.

Sincerely,

ANKE MUELLER-
SOLGER

Digitally signed by ANKE
MUELLER-SOLGER
Date: 2025.04.16
08:29:53 -07'00'

Anke Mueller-Solger
Director, USGS California Water Science Center

Enclosure
22ZGJFA60101110_01

Form 9-1366
(May 2018)

**U.S. DEPARTMENT OF THE INTERIOR
GEOLOGICAL SURVEY**

JOINT FUNDING AGREEMENT

FOR

WATER RESOURCE INVESTIGATIONS

Customer #: 6000001011
Agreement #: 22ZGJFA60101110_01
Project #: ZG00DWR
TIN #: 95-6000750
Fixed Cost
Agreement NO

THIS AGREEMENT is entered into as of the 15 day of April, 2025 by the U.S. GEOLOGICAL SURVEY, UNITED STATES DEPARTMENT OF THE INTERIOR, party of the first part, and the CITY OF NEEDLES, party of the second part.

1. The parties hereto agree that subject to availability of appropriations and in accordance with their respective authorities there shall be maintained in cooperation Lower Colorado Water Supply Project TDS (Phase 2 & 3) herein called the program. The USGS legal authority is 43 USC 36C; 43 USC 50; and 43 USC 50b.
2. The following amounts shall be contributed to cover all of the cost of the necessary field and analytical work directly related to this program. 2(b) includes In-Kind Services in the amount of \$0.00

(a) by the party of the first part during the period

Amount	Date	to	Date
\$334,134.00	November 1, 2021		April 30, 2028

(b) by the party of the second part during the period

Amount	Date	to	Date
\$2,383,658.00	November 1, 2021		April 30, 2028

USGS DUNS is 1761-38857. Total funding for this agreement, including this amendment is \$2,717,792.00. The total USGS portion (2a) of this agreement, including this amendment is \$ 334,134.00; total City of Needles portion (2b), including this amendment is \$ 2,383,658.00.

(c) Contributions are provided by the party of the first part through other USGS regional or national programs, in the amount of: \$0.00

Description of the USGS regional/national program:
No additional contributions

(d) Additional or reduced amounts by each party during the above period or succeeding periods as may be determined by mutual agreement and set forth in an exchange of letters between the parties.

(e) The performance period may be changed by mutual agreement and set forth in an exchange of letters between the parties.

3. The costs of this program may be paid by either party in conformity with the laws and regulations respectively governing each party.
4. The field and analytical work pertaining to this program shall be under the direction of or subject to periodic review by an authorized representative of the party of the first part.
5. The areas to be included in the program shall be determined by mutual agreement between the parties hereto or their authorized representatives. The methods employed in the field and office shall be those adopted by the party of the first part to insure the required standards of accuracy subject to modification by mutual agreement.
6. During the course of this program, all field and analytical work of either party pertaining to this program shall be open to the inspection of the other party, and if the work is not being carried on in a mutually satisfactory manner, either party may terminate this agreement upon 60 days written notice to the other party.

9-1366 (Continuation)**Customer #:**

6000001011

Agreement #:

22ZGJFA60101110

7. The original records resulting from this program will be deposited in the office of origin of those records. Upon request, copies of the original records will be provided to the office of the other party.
8. The maps, records or reports resulting from this program shall be made available to the public as promptly as possible. The maps, records or reports normally will be published by the party of the first part. However, the party of the second part reserves the right to publish the results of this program, and if already published by the party of the first part shall, upon request, be furnished by the party of the first part, at cost, impressions suitable for purposes of reproduction similar to that for which the original copy was prepared. The maps, records or reports published by either party shall contain a statement of the cooperative relations between the parties.
- The Parties acknowledge that scientific information and data developed as a result of the Scope of Work (SOW) are subject to applicable USGS review, approval, and release requirements, which are available on the USGS Fundamental Science Practices website (<https://www2.usgs.gov/fsp/>).
9. Billing for this agreement will be rendered.
- QUARTERLY
- Invoices not paid within 60 days from the billing date will bear Interest, Penalties, and Administrative cost at the annual rate pursuant the Debt Collection Act of 1982, (codified at 31 U.S.C. § 3717) established by the U.S. Treasury.

U.S. Geological Survey
United States
Department of the Interior
USGS Point of Contact

CITY OF NEEDLES**Customer Point of Contact**

Name: Tina Dale, Supervisory Budget Analyst
Address: USGS, CA Water Science Center
 6000 J Street, Placer Hall Sacramento,
 CA 95819
Telephone: 978-627-6161
Email: tdale@usgs.gov

Name: Rainie Torrance
Address: 817 Thrd Street, Needles, CA 92263
Telephone:
Email:

Signatures and Date

Signature: ANKE
 MUELLER-
 SOLGER

Digitally signed by ANKE
 MUELLER-SOLGER
 Date: 2025.04.16
 08:30:52 -0700

Date:**Signature:****Date:**

Name: Anke Mueller-Solger
Title: Director, USGS CA Water Science Center

Name: Patrick J. Martinez
Title: City Manager



City of Needles, California

Request for Commission Action

☐ CITY COUNCIL ☒ BOARD OF PUBLIC UTILITIES ☒ Regular ☐ Special

Meeting Date: May 6, 2025

Title: Adopt a Power Purchase Cost Adjustment (PCA) for the period from December 2024 to March 2025 and approve a decrease in the over-hydro rate from \$0.1338 to \$0.1238 effective June 1, 2025

Background: In April 2022, the Board of Public Utilities revised its Statement of Policies to require that the Power Cost Adjustment (PCA) Fund Balance maintain a reserve equal to 20% of annual over-hydro budgeted power costs. For Fiscal Year 2025 (FY25), this reserve target is \$1,056,000 based on an over-hydro budget of \$5,280,000.

As of March 2025, the PCA Fund Balance stands at \$2,302,408, exceeding the reserve requirement. This surplus results from historically low power purchasing costs, favorable term contracts through September 2025, and limited spot purchases. The original PCA rate of \$0.1538 per kilowatt-hour (kWh) was set in October 2024. A \$0.02 reduction lowered the rate to \$0.1338 in January 2025; however, lower-than-expected over-hydro usage between December 2024 and March 2025 led to a higher fund balance than projected.

To refund the surplus while maintaining the reserve requirement, staff recommends an additional \$0.01 per kWh rate reduction, lowering the over-hydro rate to \$0.1238 effective June 1, 2025. This adjustment is expected to refund approximately \$1,587,398.54 to all customer classes by September 2025.

Month	Forecast Over-Hydro KWH	Forecast .02 rate reduction 0.1338	Actual Refunded	Forecast .03 rate reduction 0.1238
February	4,804,342	96,086.84	95,799.82	
March	5,440,841	108,816.82	89,775.16	
April	4,472,384	89,447.68		134,171.52
May	5,760,637	115,212.74		172,819.11
June	7,459,366	149,187.32		223,780.98
July	9,397,720	187,954.40		281,931.60
August	10,133,982	202,679.64		304,019.46
September	9,503,363	190,067.26		285,100.89
Total estimated to be refunded to customer classes		1,139,452.70		1,587,398.54

Fiscal Impact: A \$0.03 per kWh rate reduction, lowering the over-hydro rate to \$0.1238, will refund approximately \$1,587,398.54 to all customer classes through September 2025.

Environmental Impact: None

Recommended Action: Approve a Power Purchase Cost Adjustment for the period December 2024 to March 2025 and reduce the over-hydro rate from \$0.1338 to \$0.1238, effective June 1, 2025. This \$0.01 per kilowatt-hour adjustment reflects updated usage and cost savings following the original PCA rate of \$0.1538 established in October 2024.

Submitted By: Rainie Torrance, Utility Manager

City Manager Approval: Patrick J. Martinez Date: 4/29/2025

Other Department Approval (when required): _____ Date: _____

Approved: ☐

Not Approved: ☐

Tabled: ☐

Other: ☐

Agenda Item: _____

Item 3.

NEEDLES PUBLIC UTILITY AUTHORITY

POWER COST ADJUSTMENT CALCULATION

UPCOMING PURCHASE PERIOD CALCULATION

Actual Over-Hydro Purchased Kwhr	4,400,000	**
Actual Over-Hydro Purchased Dollars	\$350,000	**
Over-Hydro Annual Base Rate Component	\$0.0878	
Line Loss Percentage	8.40	
Current Over-Hydro Rate	\$0.1399	
Non-Power Expense Rate Component	\$0.0242	

Over-Hydro with Line Losses	4,030,400
Over-Hydro Cost/Kwhr	\$0.0868
Difference from Base Rate	-\$0.0010
Revenue Expected from Base Rate	\$353,869
Revenue Difference from Base	\$3,869
PCA Fund Adjustment	\$44,000
Amount to off set New PCA Fund Balance	\$47,869

OVER-HYDRO RATE

New Over-Hydro Rate Component	\$0.0868
New Over-Hydro Rate	\$0.1110

Upcoming Term: April
 Total Over-Hydro Kwhr
 Total Over-Hydro Purchase + Spot Estimate

4,400,000
\$350,000

PREVIOUS PERIOD REVENUE GENERATED

Actual Over-Hydro KWH	4,789,991
Actual Over-Hydro Dollars	\$68,873
Over-Hydro Prior Period Rate Power Component	\$0.0878

Over-Hydro KWH w/ Line Loss	4,387,632
Over-Hydro Revenue Generated for the Period	\$385,234
Revenue Difference from Required	\$316,361

PREVIOUS PERIOD REVENUE ACTUAL BASE RATE

Over-Hydro with Line Losses	4,387,632
Over-Hydro Cost/Kwhr	\$0.0157
Difference from Base Rate	-\$0.0721
Revenue Expected from Base Rate	\$385,234
Revenue Difference from Base	316,361

BALANCING FUND

Previous PCA Period Balance	\$2,075,823
PCA Refunded	-\$89,775
** New PCA Fund Balance	\$2,302,408

Previous Period Consumption:
 October Over-Hydro Consumption :
 Cost:
 Term Purchase: \$57,756 Spot Purchase: \$0.00 Exchanges: \$0.00
 Transmission & Regulation Cost: (36% over hydro)
 Total Over Hydro Costs: \$68,873

MARCH 2025 Activity

			MWh	MW	
Direct Bill	Term Purchase	\$0.00	0		
Advanced	Term Purchase	\$57,756.50	1,661		
Advanced	Spot Purchase	\$0.00	0		
	Exchanges From WMK/YCWUA	-\$905.47	29		
Direct Bill	Needles PDP	\$78,174.12	2,563		
Direct Bill	Agua Caliente PDP	\$25,948.00	499		
Advanced	Oasis Transmission	\$0.00	0		
Direct Bill	Network Transmission	\$30,155.39		15.89	Needles N
Direct Bill	Regulation	\$1,002.15		9.83	
	Total Expended	\$192,130.69			
	Exchanges to WMK/YCWUA	\$0.00	0		
	Net	\$192,130.69			
	Total Load	7,016.53			
	\$/Mw	\$27.38			

Not Applicable

Estimated total

Calculated-Direct Billed to Needles

NEEDLES PUBLIC UTILITY AUTHORITY

POWER COST ADJUSTMENT CALCULATION

UPCOMING PURCHASE PERIOD CALCULATION

Actual Over-Hydro Purchased Kwhr	4,400,000	**
Actual Over-Hydro Purchased Dollars	\$200,000	**
Over-Hydro Annual Base Rate Component	\$0.0878	
Line Loss Percentage	8.40	
Current Over-Hydro Rate	\$0.1399	
Non-Power Expense Rate Component	\$0.0242	
Over-Hydro with Line Losses	4,030,400	
Over-Hydro Cost/Kwhr	\$0.0496	
Difference from Base Rate	-\$0.0382	
Revenue Expected from Base Rate	\$353,869	
Revenue Difference from Base	\$153,869	
PCA Fund Adjustment	\$44,000	
Amount to off set New PCA Fund Balance	\$197,869	

OVER-HYDRO RATE

New Over-Hydro Rate Component	\$0.0496
New Over-Hydro Rate	\$0.0738

Upcoming Term: March
 Total Over-Hydro Kwhr
 Total Over-Hydro Purchase + Spot Estimate

4,400,000
\$200,000

PREVIOUS PERIOD REVENUE GENERATED

Actual Over-Hydro KWH	4,789,991
Actual Over-Hydro Dollars	\$190,577
Over-Hydro Prior Period Rate Power Component	\$0.0878
Over-Hydro KWH w/ Line Loss	4,387,632
Over-Hydro Revenue Generated for the Period	\$385,234
Revenue Difference from Required	\$194,657

PREVIOUS PERIOD REVENUE ACTUAL BASE RATE

Over-Hydro with Line Losses	4,387,632
Over-Hydro Cost/Kwhr	\$0.0434
Difference from Base Rate	-\$0.0444
Revenue Expected from Base Rate	\$385,234
Revenue Difference from Base	194,657

BALANCING FUND

Previous PCA Period Balance	\$1,976,965
PCA Refunded	-\$95,800
** New PCA Fund Balance	\$2,075,823

Previous Period Consumption:
 October Over-Hydro Consumption :
 Cost:
 Term Purchase: \$123,189 Spot Purchase: \$45,526.06 Exchanges: \$0.00
 Transmission & Regulation Cost: (72% over hydro)
 Total Over Hydro Costs: \$190,577

FEBRUARY 2025 Activity

			MWh	MW
Direct Bill	Term Purchase	\$0.00	0	
Advanced	Term Purchase	\$123,189.00	2,784	
Advanced	Spot Purchase	\$45,526.06	1,384	
	Exchanges From WMK/YCWUA	\$0.00	0	
Direct Bill	Needles PDP	\$49,837.56	1,245	
Direct Bill	Agua Caliente PDP	\$16,380.00	315	
Advanced	Oasis Transmission	\$0.00	0	
Direct Bill	Network Transmission	\$29,613.00		13.01
Direct Bill	Regulation	\$829.19		7.97
	Total Expended	\$265,374.81		
	Exchanges to WMK/YCWUA	\$0.00	0	
	Net	\$265,374.81		
	Total Load	6,206.27		
	\$/Mw	\$42.76		

Not Applicable

NEEDLES PUBLIC UTILITY AUTHORITY

POWER COST ADJUSTMENT CALCULATION

UPCOMING PURCHASE PERIOD CALCULATION

Actual Over-Hydro Purchased Kwhr	4,700,000	**
Actual Over-Hydro Purchased Dollars	\$450,000	**
Over-Hydro Annual Base Rate Component	\$0.0878	
Line Loss Percentage	8.40	
Current Over-Hydro Rate	\$0.1399	
Non-Power Expense Rate Component	\$0.0242	

Over-Hydro with Line Losses	4,305,200
Over-Hydro Cost/Kwhr	\$0.1045
Difference from Base Rate	\$0.0167
Revenue Expected from Base Rate	\$377,997
Revenue Difference from Base	-\$72,003
PCA Fund Adjustment	\$47,000
Amount to off set New PCA Fund Balance	-\$25,003

OVER-HYDRO RATE

New Over-Hydro Rate Component	\$0.1045
New Over-Hydro Rate	\$0.1287

Upcoming Term: February
 Total Over-Hydro Kwhr
 Total Over-Hydro Purchase + Spot Estimate

4,700,000
\$450,000

PREVIOUS PERIOD REVENUE GENERATED

Actual Over-Hydro KWH	6,222,985
Actual Over-Hydro Dollars	\$418,691
Over-Hydro Prior Period Rate Power Component	\$0.0878

Over-Hydro KWH w/ Line Loss	5,700,254
Over-Hydro Revenue Generated for the Period	\$500,482
Revenue Difference from Required	\$81,791

PREVIOUS PERIOD REVENUE ACTUAL BASE RATE

Over-Hydro with Line Losses	5,700,254
Over-Hydro Cost/Kwhr	\$0.0735
Difference from Base Rate	-\$0.0143
Revenue Expected from Base Rate	\$500,482
Revenue Difference from Base	81,791

BALANCING FUND

Previous PCA Period Balance	\$1,895,174
PCA Collected	\$0
** New PCA Fund Balance	\$1,976,965

Previous Period Consumption:
 October Over-Hydro Consumption :
 Cost:
 Term Purchase: \$159,364.80 Spot Purchase: \$257,466.96 Exchanges: \$0.00
 Transmission & Regulation Cost: (86% over hydro)
 Total Over Hydro Costs: \$418,691

JANUARY 2025 Activity

			MWh	MW	
Direct Bill	Term Purchase	\$0.00	0		
Advanced	Term Purchase	\$159,364.80	3,065		
Advanced	Spot Purchase	\$257,466.96	5,576		
	Exchanges From WMK/YCWUA	\$0.00	0		
Direct Bill	Needles PDP	\$51,902.04	1,377		
Direct Bill	Agua Caliente PDP	\$18,200.00	350		
Advanced	Oasis Transmission	\$0.00	0		
Direct Bill	Network Transmission	\$1,284.59		13.74	Needles N
Direct Bill	Regulation	\$887.60		8.70	
	Total Expended	\$489,105.99			
	Exchanges to WMK/YCWUA	\$0.00	0		
	Net	\$489,105.99			
	Total Load	7,274.86			
	\$/Mw	\$67.23			

Not Applicable

Estimated total

Calculated-Direct Billed to Needles

NEEDLES PUBLIC UTILITY AUTHORITY

POWER COST ADJUSTMENT CALCULATION

UPCOMING PURCHASE PERIOD CALCULATION

Actual Over-Hydro Purchased Kwhr	6,200,000	**
Actual Over-Hydro Purchased Dollars	\$450,000	**
Over-Hydro Annual Base Rate Component	\$0.0878	
Line Loss Percentage	8.40	
Current Over-Hydro Rate	\$0.1399	
Non-Power Expense Rate Component	\$0.0242	
Over-Hydro with Line Losses	5,679,200	
Over-Hydro Cost/Kwhr	\$0.0792	
Difference from Base Rate	-\$0.0086	
Revenue Expected from Base Rate	\$498,634	
Revenue Difference from Base	\$48,634	
PCA Fund Adjustment	\$62,000	
Amount to off set New PCA Fund Balance	\$110,634	

OVER-HYDRO RATE

New Over-Hydro Rate Component	\$0.0792
New Over-Hydro Rate	\$0.1034

Upcoming Term: January
 Total Over-Hydro Kwhr
 Total Over-Hydro Purchase + Spot Estimate

6,200,000
\$450,000

PREVIOUS PERIOD REVENUE GENERATED

Actual Over-Hydro KWH	5,131,434
Actual Over-Hydro Dollars	\$347,804
Over-Hydro Prior Period Rate Power Component	\$0.0878
Over-Hydro KWH w/ Line Loss	4,700,394
Over-Hydro Revenue Generated for the Period	\$412,695
Revenue Difference from Required	\$64,890

PREVIOUS PERIOD REVENUE ACTUAL BASE RATE

Over-Hydro with Line Losses	4,700,394
Over-Hydro Cost/Kwhr	\$0.0740
Difference from Base Rate	-\$0.0138
Revenue Expected from Base Rate	\$412,695
Revenue Difference from Base	64,890

BALANCING FUND

Previous PCA Period Balance	\$1,830,284
PCA Collected	\$0
** New PCA Fund Balance	\$1,895,174

Previous Period Consumption:
 October Over-Hydro Consumption :
 Cost:
 Term Purchase: \$236,271.85 Spot Purchase: \$97,049.28 Exchanges: \$9,953.65
 Transmission & Regulation Cost: (83% over hydro)
 Total Over Hydro Costs: \$347,804

DECEMBER 2024 Activity

			MWh	MW
Direct Bill	Term Purchase	\$0.00	0	
Advanced	Term Purchase	\$236,271.85	2,975	
Advanced	Spot Purchase	\$97,049.28	3,408	
	Exchanges From WMK/YCWUA	\$9,953.65	323	
Direct Bill	Needles PDP	\$51,902.04	1,377	
Direct Bill	Agua Caliente PDP	\$18,200.00	350	
Advanced	Oasis Transmission	\$0.00	0	
Direct Bill	Network Transmission	\$4,631.91		13.10
Direct Bill	Regulation	\$822.32		8.06
	Total Expended	\$418,831.05		
	Exchanges to WMK/YCWUA	\$0.00	0	
	Net	\$418,831.05		
	Total Load	7,069.85		
	\$/Mw	\$59.24		

Not Applicable



City of Needles, California Request for Commission Action

☐ CITY COUNCIL ☒ BOARD OF PUBLIC UTILITIES ☒ Regular ☐ Special

Meeting Date: May 6, 2025

Title: Present Perfected Rights Report (PPR) – March 2025

Background:

CURRENT YEAR:
March 2025

	Current	YTD	% change prior year to current year YTD
Net Diversion	110.14	287.21	12%
Measured Returns	38.85	112.86	
Unmeasured Returns	23.41	48.98	

Consumptive Use

47.88 125.38

**(based on consumptive
use)**

PRIOR YEAR:
March 2024

Net Diversion	114.90	281.50
Measured Returns	39.59	120.33
Unmeasured Returns	7.50	20.17
Consumptive Use	67.81	141.00

% of PPR Remaining

88%

*Based on CY25 Water
Order of 2,528 diversion

PPR Limits 1,223 1,223
SCIA Agreement (145) - 145
PPR Entitlement 1,078

LCWSP SCIA Limit + 527
2023 Consumption 1,605
2023 Diversion 2,261

Recommended Action: No action needed - information only

Submitted By: Rainie Torrance, Utility Manager

City Manager Approval: Patrick J Martinez

Date: 4/29/2025

Other Department Approval (when required): _____

Date: _____

Approved: ☐

Not Approved: ☐

Tabled: ☐

Other: ☐

Agenda Item: _____

CITY OF NEEDLES
WATER ACCOUNTING
MONTHLY CALCULATION SHEET
CALENDAR YEAR 2025

Diversion - Pumped from Wells	Pumped (Acre-Feet)												Total
	Jan	Feb	Mar	Apr	May	Jun	Jul	Aug	Sep	Oct	Nov	Dec	
Well #8	0.00	0.00	0.00										0.00
Well # 15 (formerly #10)	92.79	77.97	95.62										266.38
Well #11	0.00	0.00	0.00										0.00
Well #12	26.95	31.32	42.93										101.20
Sub-Total	119.74	109.29	138.55	0.00	0.00	0.00	0.00	0.00	0.00	0.00	0.00	0.00	367.58
Delivered to Ft. Mojave Indian Tribe (AZ)	11.04	0.00	0.00										11.04
Delivered to Ft. Mojave Indian Tribe (CA)	33.20	7.72	28.41										69.33
Sub-Total	44.24	7.72	28.41	0.00	0.00	0.00	0.00	0.00	0.00	0.00	0.00	0.00	80.37
City of Needles' Net Diversion	75.50	101.57	110.14	0.00	0.00	0.00	0.00	0.00	0.00	0.00	0.00	0.00	287.21
Uses of Water													
Commercial Accounts	19.24	38.81	26.97										85.02
Residential Accounts	33.12	28.35	35.60										97.07
Golf Course	17.76	31.32	42.93										92.01
Parks, Ballparks, Cemetery	5.38	3.09	4.64										13.11
Total	75.50	101.57	110.14	0.00	0.00	0.00	0.00	0.00	0.00	0.00	0.00	0.00	287.21

CALENDAR YEAR 2025
WASTEWATER TREATMENT PLANT

	Mean Flow	# Days	A/F	A/F Return
Jan	0.419	31	39.86	38.67
Feb	0.424	28	36.44	35.34
Mar	0.421	31	40.05	38.85
Apr		30	0.00	0.00
May		31	0.00	0.00
Jun		30	0.00	0.00
Jul		31	0.00	0.00
Aug		31	0.00	0.00
Sep		30	0.00	0.00
Oct		31	0.00	0.00
Nov		30	0.00	0.00
Dec		31	0.00	0.00
TOTAL	1.264	365	116.36	112.86

Daily mean flow x #days mo X 1,000,000 = gal/mo
divided by 7.48 divided by 43560 = A/F mo

CITY OF NEEDLES
WATER ACCOUNTING
MONTHLY CALCULATION SHEET
CALENDAR YEAR 2025

Diversions													
	Pumped (Acre-Feet)												
	Jan	Feb	Mar	Apr	May	Jun	Jul	Aug	Sep	Oct	Nov	Dec	Total
Pumped from Wells													
Well #8	0.00	0.00	0.00	0.00	0.00	0.00	0.00	0.00	0.00	0.00	0.00	0.00	0.00
Well # 15 (FKA #10)	92.79	77.97	95.62	0.00	0.00	0.00	0.00	0.00	0.00	0.00	0.00	0.00	266.38
Well #11	0.00	0.00	0.00	0.00	0.00	0.00	0.00	0.00	0.00	0.00	0.00	0.00	0.00
Well #12	26.95	31.32	42.93	0.00	0.00	0.00	0.00	0.00	0.00	0.00	0.00	0.00	101.20
Sub-Total	119.74	109.29	138.55	0.00	0.00	0.00	0.00	0.00	0.00	0.00	0.00	0.00	367.58
Delivered to Ft. Mojave Indian Tribe (AZ)	11.04	0.00	0.00	0.00	0.00	0.00	0.00	0.00	0.00	0.00	0.00	0.00	11.04
Delivered to Ft. Mojave Indian Tribe (CA)	33.20	7.72	28.41	0.00	0.00	0.00	0.00	0.00	0.00	0.00	0.00	0.00	69.33
Sub-Total	44.24	7.72	28.41	0.00	0.00	0.00	0.00	0.00	0.00	0.00	0.00	0.00	80.37
City of Needles' Net Diversion	75.50	101.57	110.14	0.00	0.00	0.00	0.00	0.00	0.00	0.00	0.00	0.00	287.21

Return and Other Credits												
Measured Returns												
Sewer Plant's Rapid Infiltration Ponds ¹		38.67	35.34	38.85	0.00	0.00	0.00	0.00	0.00	0.00	0.00	112.86
Unmeasured Returns												
Percolation from Golf Course ²		0.17	12.65	16.49	0.00	0.00	0.00	0.00	0.00	0.00	0.00	29.31
Percolation from Parks ³		2.15	1.24	1.86	0.00	0.00	0.00	0.00	0.00	0.00	0.00	5.24
Percolation from Large Commercial Users ⁴		0.46	0.93	0.65	0.00	0.00	0.00	0.00	0.00	0.00	0.00	2.04
System Losses ⁵		0.00	0.00	0.00	0.00	0.00	0.00	0.00	0.00	0.00	0.00	0.00
Septic Tank Returns ⁶		4.12	3.84	4.41	0.00	0.00	0.00	0.00	0.00	0.00	0.00	12.38
Total Unmeasured Returns		6.90	18.66	23.41	0.00	0.00	0.00	0.00	0.00	0.00	0.00	48.97
Total Returns		45.57	54.00	62.26	0.00	0.00	0.00	0.00	0.00	0.00	0.00	161.83

Footnotes:

- 1/Calculated as WWTP Total Discharge*0.97.
- 2/Calculated as Monthly Delivery to Golf Course*Efficiency-Monthly ET. Efficiency =0.9
- 3/Calculated as Delivery to Parks,Ballparks,Cemetery*0.40.
- 4/Calculated as 24% of Deliveries to Commercial Accounts*0.10.
- 5/Calculated as City of Needles' Net Diversions-Total Uses.
- 6/Total Annual UMRF from septic tanks = 50; assumes 210 septic units*0.6 AF/yr*0.40 (where 0.40 = UMRF Factor). Annual volume is distributed monthly using a monthly distribution factor.

Consumptive Use												
Division	75.50	101.57	110.14	0.00	0.00	0.00	0.00	0.00	0.00	0.00	0.00	287.21
Measured Returns	38.67	35.34	38.85	0.00	0.00	0.00	0.00	0.00	0.00	0.00	0.00	112.86
Unmeasured Returns	6.90	18.66	23.41	0.00	0.00	0.00	0.00	0.00	0.00	0.00	0.00	48.97
Consumptive Use	29.93	47.57	47.88	0.00	0.00	0.00	0.00	0.00	0.00	0.00	0.00	125.38

Item 4.



City of Needles, California Request for Commission Action

☐ CITY COUNCIL ☒ BOARD OF PUBLIC UTILITIES ☒ Regular ☐ Special

Meeting Date: May 6, 2025

Title: EUSI, LLC operational support services relating to the wastewater treatment facility and collection system March 2025

Background: See attached report

Fiscal Impact:

Environmental Impact:

Recommended Action: No action needed - information only

Submitted By: Kris Hendricks, EUSI LLC

City Manager Approval: Patrick J. Martinez

Date: 4/29/2025

Other Department Approval (when required): _____

Date: _____

Approved: ☐

Not Approved: ☐

Tabled: ☐

Other: ☐

Agenda Item: _____

**EUSI, LLC Operational Support Services Relating
To the
Wastewater Treatment Facility and Collection System
March 2025**

Mrs. Rainie Torrance,

Please find below a summary of our services provided associated with the operational support services for the wastewater treatment facilities for the month of March 2025.

- The daily average flow for the month of March 2025 was 0.421 MGD.
- Completed the March weekly and monthly 2025 monitoring report for the state.
- Conducted in-house process control testing for the SBRs.
- Sent out the weekly and monthly samples as required by the monitoring permit.
- Tested the plant lift station and plant alarm callouts.
- Administrative coordination with finance and the administrative staff at 3rd street is ongoing.
- Inspected facility perimeter fences and percolation ponds.
- Operations staff decanted the digester to limit the amount of sludge that needed to be sent to the drying beds for further processing and ultimate removal to the off-site landfill.
- Completed routine monthly inspection of the Kubota tractor, the 4" trash pump, and the jetter.
- The sewer jetting machine needed new tires, City mechanic is ordering new tires for this equipment.
- Preventive Maintenance Program is ongoing per operating hours of the various plant components.
- Completed the bar screen service and inspections throughout the month.
- Staff continued coordination with TJ to get scrap metal picked up from the old plant.
- Completed weekly inspection of the emergency generator prior to and during its weekly test runs.
- Aaron Gilmer, with EUSI, obtained his California Grade 3 wastewater treatment certification this month.
- Operations staff trimmed back the salt cedar limbs that were infringing upon the drying bed fence.
- Ongoing communication with City staff regarding items associated with the overall wastewater system.

Supplemental repair services, exceptional event(s) during the month of December.

- March 20, 2025 operations staff was called out at ~1449 for a control panel alarm for effluent valve #1 failure to close. Upon arrival the valve had already reached its closed position. Operations staff returned at ~2030 hrs to double check on things and found the valve in the open position with no effluent flow. Operations staff called City staff for assistance to change the air solenoid control valve. They were able to change the valve, however the decanter was air bound and required being filled with water. Staff restored the decanter operation to normal. 4 hrs - no charge for this activity.
- March 24, 2025 wastewater staff completed the replacement of the second pump at the Bazoobuth lift station. This station has both new pumps in service and has been working well. Operations staff had 24 man hours, no charge for this activity.
- March 29, 2025 on-call city staff was called out for a control panel alarm at around 1255 hours for an SBR #1 backflush valve failure to close. Upon arrival the valve was stuck in the open position. City staff reached out for remote support and we were able to troubleshoot and diagnose the problem. City staff replaced the solenoid actuated air control valve and was able to restore the valve and system to normal operation. 1 hour for remote support, as City staff was on-call there is no charge for this call out activity.

Should you have any questions regarding the monthly activity please feel free to contact me at 602-300-7946.

Sincerely,



Kris Hendricks, EUSI, LLC; Managing Member



City of Needles, California Request for Commission Action

☐ CITY COUNCIL ☒ BOARD OF PUBLIC UTILITIES

☒ Regular ☐ Special

Meeting Date: May 6, 2025

Title: Western Area Power Administration (WAPA) Term Power Purchase – FY26 Q1 (July–September 2025)

Background: On April 22, 2025, staff concluded a Request for Proposals (RFP) for FY26 Q1 (July through September 2025) term power purchase for on and off-peak hours. Dynasty Power submitted the lowest bid at \$1,577,378.16. The initial cost estimate was **\$1,533,513.43**, with a built-in 10% market fluctuation buffer. Final pricing came in slightly higher, but the overage will be covered by the spot market fund balance. Despite the slight increase, the final price **remains lower than the \$1.9 million** spent in the same quarter of the prior fiscal year. **This represents an approximate 17% savings compared to the prior year.**

Product: ALL HOURS				
Monday-Sunday, HE1-24 PPT				
Delivery: MEAD230 Trading Hub				
Delivery Period	MW	Monthly MWh	Offer Price (\$/MWh)	Cost
Jul-25		7,440	\$ 77.56	\$ 577,011.20
Aug-25		6,696	\$ 94.75	\$ 634,451.76
Sep-25		5,040	\$ 72.60	\$ 365,915.20
				\$ -
TOTAL		19,176	\$ 82.26	\$ 1,577,378.16

Fiscal Impact: \$1,577,378.16 will be funded by the adopted FY26 budget.

Environmental Impact: None

Recommended Action: Information item only – no action required at this time.

Submitted By: Rainie Torrance, Utility Manager

City Manager Approval: Patrick J. Martinez

Date: 4/29/2025

Other Department Approval (when required): _____

Date: _____

Approved: ☐

Not Approved: ☐

Tabled: ☐

Other: ☐

Agenda Item: _____

31 NEEDLES LOAD ESTIMATE, average of 2020, 2021, 2022 hourly meter data adjusted by day of week

Hrs: 744 Jul-24

Off-Pk Hrs:	328	DATE	1	2	3	4	5	6	7	8	9	10	11	12	13	14	15	16	17	18	19	20	21	22	23	24	TOTAL
8 Mon	328	1-Jul	11	11	10	10	9	9	10	11	13	14	15	16	17	18	18	18	18	18	17	16	15	14	13	12	332
8 Tue		2-Jul	11	10	9	9	9	9	10	11	12	13	15	16	17	18	18	19	19	18	17	16	16	14	13	12	331
8 Wed		3-Jul	11	10	10	9	9	9	10	11	12	14	15	16	17	18	18	19	19	18	17	16	15	14	13	12	333
24 HOL		4-Jul	11	11	10	10	9	9	10	12	13	14	15	17	18	18	19	19	19	19	18	17	16	15	14	13	347
8 Fri		5-Jul	12	11	11	10	10	10	10	11	12	13	15	16	18	19	20	21	21	21	20	19	18	17	17	15	369
8 Sat		6-Jul	13	12	12	11	11	11	12	13	14	16	17	19	19	20	21	21	21	21	20	19	18	17	17	16	389
24 Sun		7-Jul	14	13	13	12	11	11	12	13	14	16	17	18	19	20	20	20	20	20	19	18	18	17	16	15	395
8 Mon		8-Jul	14	13	12	12	11	11	12	13	15	16	17	18	19	20	20	20	20	20	19	18	17	16	15	14	392
8 Tue		9-Jul	13	12	12	11	11	10	12	13	15	16	17	18	19	19	19	19	19	18	17	17	16	16	15	14	364
8 Wed		10-Jul	12	12	11	11	10	10	11	12	14	15	16	17	18	19	19	20	20	19	18	17	16	16	15	13	361
8 Thu		11-Jul	12	12	11	11	10	10	11	13	14	15	16	17	18	19	19	20	20	20	18	17	16	15	14	13	362
8 Fri		12-Jul	12	12	11	11	11	11	11	13	14	15	16	17	18	19	19	20	20	20	18	18	17	16	15	14	365
8 Sat		13-Jul	13	12	12	11	11	11	12	13	14	16	17	18	19	20	20	20	20	20	19	17	17	16	15	14	375
24 Sun		14-Jul	13	13	12	11	11	11	11	12	13	15	16	17	18	19	19	20	20	19	18	18	17	16	15	14	367
8 Mon		15-Jul	13	13	12	11	11	11	11	12	13	14	15	16	17	18	19	19	19	18	16	16	15	14	13	12	351
8 Tue		16-Jul	12	11	11	10	10	10	11	12	13	14	15	16	17	18	19	19	20	19	17	16	15	14	13	13	346
8 Wed		17-Jul	12	11	11	11	10	10	11	12	14	15	16	17	18	19	19	19	19	17	16	15	14	14	14	13	349
8 Thu		18-Jul	12	11	11	11	10	10	11	12	13	14	16	17	18	18	19	19	19	19	18	17	16	15	14	13	354
8 Fri		19-Jul	12	12	11	11	10	10	11	12	13	15	16	17	18	19	19	19	20	19	18	17	16	15	14	13	360
8 Sat		20-Jul	12	12	11	11	10	10	11	12	13	14	15	16	16	17	17	17	17	17	16	15	14	13	13	12	333
24 Sun		21-Jul	11	11	10	10	10	10	10	11	13	14	15	15	16	17	17	18	17	17	16	15	14	13	12	12	324
8 Mon		22-Jul	11	10	10	10	10	10	11	11	12	13	14	15	16	17	18	18	17	17	15	14	14	13	12	11	320
8 Tue		23-Jul	10	10	9	9	9	9	10	11	12	13	15	16	17	18	18	18	17	16	15	14	14	13	12	11	319
8 Wed		24-Jul	10	10	10	9	9	9	10	11	12	13	14	16	17	18	19	19	18	17	16	15	14	13	13	12	328
8 Thu		25-Jul	11	11	10	10	10	10	11	12	13	14	15	17	18	18	19	19	20	18	17	15	15	14	13	12	340
8 Fri		26-Jul	12	11	11	11	10	10	11	12	13	14	15	16	17	18	18	19	18	18	16	16	15	14	13	13	339
8 Sat		27-Jul	12	11	11	10	10	10	10	11	12	13	14	15	16	17	17	17	18	17	16	15	15	14	14	13	332
24 Sun		28-Jul	12	11	11	10	10	10	10	11	12	14	15	16	17	17	18	18	18	17	15	15	14	13	12	11	328
8 Mon		29-Jul	10	10	9	9	9	9	10	11	12	13	15	16	17	18	19	19	19	18	17	16	15	14	13	12	328
8 Tue		30-Jul	11	10	10	9	9	9	10	11	13	14	15	17	18	19	19	19	19	19	17	16	15	14	13	12	341
8 Wed		31-Jul	11	11	10	10	10	10	10	11	13	14	16	17	18	19	19	20	19	19	18	17	16	15	14	13	347
328			368	350	334	319	309	308	54	59	66	72	78	83	87	90	93	95	95	92	87	82	79	74	427	398	4101

Total MMWh Schedule: 10803
Off-Peak: 4101
On-Peak: 6701
Total MMWh Allocation: 10803

31 NEEDLES TERM

Hrs: 744 Jul-24

Off-Pk Hrs:	328	DATE	1	2	3	4	5	6	7	8	9	10	11	12	13	14	15	16	17	18	19	20	21	22	23	24 TOTAL
8 Mon	328	1-Jul	9	9	9	9	9	9	9	9	9	9	9	9	9	9	9	9	9	9	9	9	9	9	9	216
8 Tue		2-Jul	9	9	9	9	9	9	9	9	9	9	9	9	9	9	9	9	9	9	9	9	9	9	9	216
8 Wed		3-Jul	9	9	9	9	9	9	9	9	9	9	9	9	9	9	9	9	9	9	9	9	9	9	9	216
24 HOL		4-Jul	9	9	9	9	9	9	9	9	9	9	9	9	9	9	9	9	9	9	9	9	9	9	9	216
8 Fri		5-Jul	9	9	9	9	9	9	9	9	9	9	9	9	9	9	9	9	9	9	9	9	9	9	9	216
8 Sat		6-Jul	9	9	9	9	9	9	9	9	9	9	9	9	9	9	9	9	9	9	9	9	9	9	9	216
24 Sun		7-Jul	9	9	9	9	9	9	9	9	9	9	9	9	9	9	9	9	9	9	9	9	9	9	9	216
8 Mon		8-Jul	9	9	9	9	9	9	9	9	9	9	9	9	9	9	9	9	9	9	9	9	9	9	9	216
8 Tue		9-Jul	9	9	9	9	9	9	9	9	9	9	9	9	9	9	9	9	9	9	9	9	9	9	9	216
8 Wed		10-Jul	9	9	9	9	9	9	9	9	9	9	9	9	9	9	9	9	9	9	9	9	9	9	9	216
8 Thu		11-Jul	9	9	9	9	9	9	9	9	9	9	9	9	9	9	9	9	9	9	9	9	9	9	9	216
8 Fri		12-Jul	9	9	9	9	9	9	9	9	9	9	9	9	9	9	9	9	9	9	9	9	9	9	9	216
8 Sat		13-Jul	9	9	9	9	9	9	9	9	9	9	9	9	9	9	9	9	9	9	9	9	9	9	9	216
24 Sun		14-Jul	9	9	9	9	9	9	9	9	9	9	9	9	9	9	9	9	9	9	9	9	9	9	9	216
8 Mon		15-Jul	9	9	9	9	9	9	9	9	9	9	9	9	9	9	9	9	9	9	9	9	9	9	9	216
8 Tue		16-Jul	9	9	9	9	9	9	9	9	9	9	9	9	9	9	9	9	9	9	9	9	9	9	9	216
8 Wed		17-Jul	9	9	9	9	9	9	9	9	9	9	9	9	9	9	9	9	9	9	9	9	9	9	9	216
8 Thu		18-Jul	9	9	9	9	9	9	9	9	9	9	9	9	9	9	9	9	9	9	9	9	9	9	9	216
8 Fri		19-Jul	9	9	9	9	9	9	9	9	9	9	9	9	9	9	9	9	9	9	9	9	9	9	9	216
8 Sat		20-Jul	9	9	9	9	9	9	9	9	9	9	9	9	9	9	9	9	9	9	9	9	9	9	9	216
24 Sun		21-Jul	9	9	9	9	9	9	9	9	9	9	9	9	9	9	9	9	9	9	9	9	9	9	9	216
8 Mon		22-Jul	9	9	9	9	9	9	9	9	9	9	9	9	9	9	9	9	9	9	9	9	9	9	9	216
8 Tue		23-Jul	9	9	9	9	9	9	9	9	9	9	9	9	9	9	9	9	9	9	9	9	9	9	9	216
8 Wed		24-Jul	9	9	9	9	9	9	9	9	9	9	9	9	9	9	9	9	9	9	9	9	9	9	9	216
8 Thu		25-Jul	9	9	9	9	9	9	9	9	9	9	9	9	9	9	9	9	9	9	9	9	9	9	9	216
8 Fri		26-Jul	9	9	9	9	9	9	9	9	9	9	9	9	9	9	9	9	9	9	9	9	9	9	9	216
8 Sat		27-Jul	9	9	9	9	9	9	9	9	9	9	9	9	9	9	9	9	9	9	9	9	9	9	9	216
24 Sun		28-Jul	9	9	9	9	9	9	9	9	9	9	9	9	9	9	9	9	9	9	9	9	9	9	9	216
8 Mon		29-Jul	9	9	9	9	9	9	9	9	9	9	9	9	9	9	9	9	9	9	9	9	9	9	9	216
8 Tue		30-Jul	9	9	9	9	9	9	9	9	9	9	9	9	9	9	9	9	9	9	9	9	9	9	9	216
8 Wed		31-Jul	9	9	9	9	9	9	9	9	9	9	9	9	9	9	9	9	9	9	9	9	9	9	9	216
328			279	279	279	279	279	279	45	45	45	45	45	45	45	45	45	45	45	45	45	45	45	45	279	279
		Total MWh Schedule:																								6696

Off-Peak: 2952 \$78.25 \$230,994.00
 On-Peak: 3744 \$135.75 \$508,248.00
 Total MWh Allocation: 6696 \$110.40 \$739,242.00

31 NEEDLES DELTA

Hrs: 744 Jul-24

Off-pk Hr:	328	DATE	1	2	3	4	5	6	7	8	9	10	11	12	13	14	15	16	17	18	19	20	21	22	23	24	TOTAL
8 Mon		1-Jul	1	-1	0	0	1	3	2	4	2	1	0	-1	-2	-3	-3	-3	-3	-3	-1	0	0	1	-2	-1	-7
8 Tue		2-Jul	1	0	1	1	1	3	2	4	3	2	0	-1	-2	-4	-3	-4	-4	-3	-1	0	-1	1	-2	-1	-7
8 Wed		3-Jul	1	0	0	1	1	3	2	4	3	1	0	-1	-2	-4	-3	-4	-4	-3	-1	0	0	1	-2	-1	-9
24 HOL		4-Jul	1	-1	0	0	1	3	1	-1	-3	-4	-5	-7	-8	-8	-9	-9	-8	-6	-5	-4	-3	-3	-2	-89	
8 Fri		5-Jul	0	-1	-1	0	0	2	1	3	2	0	-1	-3	-4	-5	-5	-6	-6	-5	-3	-2	-2	-2	-4	-3	-44
8 Sat		6-Jul	-1	-2	-2	-1	-1	1	0	2	1	-1	-2	-4	-4	-5	-6	-6	-6	-4	-3	-3	-3	-2	-5	-4	-64
24 Sun		7-Jul	-2	-3	-3	-2	-1	1	-1	-2	-4	-6	-7	-8	-9	-10	-10	-9	-9	-7	-6	-6	-5	-5	-4	-127	
8 Mon		8-Jul	-2	-3	-2	-2	-1	1	0	2	0	-1	-2	-3	-4	-5	-5	-5	-5	-3	-2	-2	-2	-1	-4	-3	-57
8 Tue		9-Jul	-1	-2	-2	-1	-1	2	0	3	1	0	-1	-2	-3	-4	-4	-4	-4	-2	-1	-2	-2	-1	-4	-3	-39
8 Wed		10-Jul	0	-2	-1	-1	0	2	2	3	1	0	-1	-2	-3	-4	-4	-5	-5	-4	-2	-1	-1	-1	-4	-2	-35
8 Thu		11-Jul	0	-2	-1	-1	0	2	2	2	1	0	-1	-2	-3	-4	-4	-5	-5	-5	-2	-1	-1	0	-3	-2	-36
8 Fri		12-Jul	0	-2	-1	-1	-1	1	2	2	1	0	-1	-2	-3	-4	-4	-5	-5	-5	-2	-2	-2	-1	-4	-3	-39
8 Sat		13-Jul	-1	-2	-2	-1	-1	1	0	2	1	-1	-2	-3	-4	-5	-5	-5	-5	-5	-3	-1	-2	-1	-4	-3	-50
24 Sun		14-Jul	-1	-3	-2	-1	-1	1	0	0	-3	-5	-6	-7	-8	-9	-10	-9	-9	-6	-6	-5	-4	-4	-4	-3	-108
8 Mon		15-Jul	-1	-3	-2	-1	-1	1	2	3	2	1	0	-1	-2	-3	-4	-4	-4	-3	0	0	0	1	-2	-1	-25
8 Tue		16-Jul	0	-1	-1	0	0	2	2	3	2	1	0	-1	-2	-3	-4	-4	-4	-4	-1	0	0	1	-2	-2	-20
8 Wed		17-Jul	0	-1	-1	-1	0	2	2	3	1	0	-1	-2	-3	-4	-4	-4	-4	-2	0	0	0	1	-3	-2	-23
8 Thu		18-Jul	0	-1	-1	-1	0	2	2	3	2	1	-1	-2	-3	-4	-4	-4	-4	-4	-2	-1	-1	0	-3	-2	-28
8 Fri		19-Jul	0	-2	-1	-1	0	2	2	3	2	0	-1	-2	-3	-4	-4	-4	-4	-4	-2	-1	-1	0	-2	-2	-34
8 Sat		20-Jul	0	-2	-1	-1	0	2	1	3	2	1	0	-1	-2	-2	-2	-2	-2	-2	0	0	0	1	-2	-1	-8
24 Sun		21-Jul	1	-1	0	0	0	2	1	1	-3	-4	-5	-6	-6	-7	-8	-6	-6	-4	-3	-2	-1	2	-1	-1	-65
8 Mon		22-Jul	1	0	0	0	0	2	2	4	3	2	1	0	-1	-2	-3	-3	-2	-2	1	2	1	2	-1	0	6
8 Tue		23-Jul	2	0	1	1	1	3	3	4	3	2	0	-1	-2	-3	-3	-3	-2	-1	1	2	1	2	-1	0	7
8 Wed		24-Jul	2	0	0	1	1	3	3	4	3	2	1	-1	-2	-3	-4	-4	-3	-3	-1	0	0	1	-2	-1	-2
8 Thu		25-Jul	1	-1	0	0	0	2	2	3	2	1	0	-2	-3	-4	-4	-4	-5	-3	-1	1	0	1	-2	-1	-14
8 Fri		26-Jul	0	-1	-1	-1	0	2	2	4	3	1	0	-1	-2	-3	-3	-3	-3	-3	0	0	0	1	-2	-2	-13
8 Sat		27-Jul	0	-1	-1	0	0	2	2	4	3	2	1	0	-1	-2	-2	-2	-3	-2	-1	0	0	0	-2	-2	-6
24 Sun		28-Jul	0	-1	-1	0	0	2	1	1	-2	-4	-5	-6	-7	-7	-8	-8	-7	-6	-3	-3	-2	-1	-1	0	-69
8 Mon		29-Jul	2	0	1	1	1	3	3	4	3	2	0	-1	-2	-3	-4	-4	-4	-4	-1	0	0	1	-2	-1	-2
8 Tue		30-Jul	1	0	0	1	1	3	3	4	2	1	0	-2	-3	-4	-4	-4	-4	-4	-1	0	0	1	-2	-1	-15
8 Wed		31-Jul	1	-1	0	0	0	2	3	4	2	1	-1	-2	-3	-4	-4	-5	-4	-4	-2	-1	0	0	-3	-2	-21
328			4	-40	-24	-9	1	64	1	-1	-16	-22	-28	-33	-37	-40	-43	-45	-40	-37	-27	-22	-19	-14	-85	-57	-571

Off-Peak: -571
 On-Peak: -473
 Total MWN Allocation: -1045
 -9.67%

31 NEEDLES LOAD ESTIMATE, average of 2020, 2021, 2022 hourly meter data adjusted by day of week

Hrs: 744 Aug-24

Off-Pk Hrs:	312	DATE	1	2	3	4	5	6	7	8	9	10	11	12	13	14	15	16	17	18	19	20	21	22	23	24	TOTAL
8 Thu		1-Aug	12	11	11	10	10	10	10	11	12	13	14	15	15	16	16	17	17	17	15	15	14	14	13	12	318
8 Fri		2-Aug	11	10	10	10	9	10	10	11	12	14	15	16	17	17	18	18	18	18	17	16	15	14	13	12	332
8 Sat		3-Aug	11	11	10	10	10	9	10	11	12	14	15	16	17	18	18	19	19	19	18	16	16	15	13	12	340
24 Sun		4-Aug	11	11	10	10	9	9	10	11	13	14	15	16	17	17	18	18	18	18	17	16	15	14	13	12	334
8 Mon		5-Aug	11	11	11	10	10	10	10	11	12	13	14	15	16	17	18	18	18	18	16	16	15	14	13	12	335
8 Tue		6-Aug	11	11	10	10	10	10	10	11	12	13	14	15	17	17	18	18	18	17	15	14	13	12	11	327	
8 Wed		7-Aug	10	10	9	9	9	9	10	10	12	13	14	15	16	17	17	18	17	17	15	15	14	13	12	12	313
8 Thu		8-Aug	11	10	10	10	10	10	10	11	12	13	15	16	17	18	18	19	19	17	16	15	15	14	13	12	330
8 Fri		9-Aug	11	11	10	10	10	10	10	11	12	13	14	15	17	18	18	19	19	18	16	16	15	14	13	13	340
8 Sat		10-Aug	12	11	11	10	10	10	10	11	12	13	15	16	17	18	19	19	19	18	17	16	16	15	14	13	342
24 Sun		11-Aug	12	12	11	11	10	10	10	11	12	13	15	16	17	18	19	18	17	17	16	15	15	14	13	12	341
8 Mon		12-Aug	12	11	11	11	10	10	11	12	13	14	15	16	17	18	18	18	18	18	17	16	15	14	13	13	343
8 Tue		13-Aug	12	11	11	11	11	11	11	13	14	15	16	17	18	18	19	19	19	18	16	12	10	13	13	12	338
8 Wed		14-Aug	11	11	10	10	10	10	10	11	12	13	15	16	16	17	17	18	17	16	15	14	14	13	12	11	319
8 Thu		15-Aug	11	10	10	9	9	9	10	11	12	13	14	15	15	16	17	17	17	16	15	14	13	13	12	11	308
8 Fri		16-Aug	10	10	10	9	9	9	10	11	12	13	14	15	15	16	16	17	17	16	15	14	14	13	12	12	310
8 Sat		17-Aug	11	10	10	10	9	9	10	11	12	13	14	15	16	16	17	17	17	16	15	15	14	13	13	12	312
24 Sun		18-Aug	11	11	11	10	10	10	10	11	12	13	14	15	15	16	16	16	17	16	15	14	14	13	12	10	311
8 Mon		19-Aug	10	9	9	8	8	8	9	10	11	12	13	14	15	16	16	17	17	16	15	14	14	13	12	11	298
8 Tue		20-Aug	10	10	9	9	9	9	10	11	12	13	15	16	17	18	18	19	19	18	17	16	15	14	13	12	327
8 Wed		21-Aug	11	10	10	9	9	9	10	11	12	13	15	16	17	18	19	19	19	18	17	16	15	13	12	11	329
8 Thu		22-Aug	10	10	10	9	9	9	10	11	11	13	14	15	17	17	18	18	18	18	16	16	15	14	13	12	322
8 Fri		23-Aug	11	11	10	10	9	9	10	11	12	13	15	16	17	18	19	18	17	17	16	16	15	14	13	12	329
8 Sat		24-Aug	11	11	10	10	10	9	10	11	12	14	15	16	17	18	18	18	19	18	17	16	15	14	14	13	338
24 Sun		25-Aug	12	11	11	11	11	10	11	12	13	14	15	16	17	18	18	18	18	18	16	15	14	13	12	11	336
8 Mon		26-Aug	11	10	10	10	10	10	10	11	13	14	15	16	17	18	18	18	18	17	16	15	14	13	12	12	328
8 Tue		27-Aug	11	10	10	10	10	10	10	11	12	13	14	16	17	17	18	18	17	17	15	14	13	12	11	10	317
8 Wed		28-Aug	10	9	9	9	8	9	9	10	11	12	13	14	15	16	16	17	17	15	14	13	13	11	11	299	
8 Thu		29-Aug	10	10	9	9	9	9	10	11	12	13	14	16	17	18	18	18	18	18	17	16	15	14	13	12	324
8 Fri		30-Aug	11	10	10	10	9	10	10	11	13	14	15	16	17	18	19	19	19	19	17	16	15	15	13	12	341
8 Sat		31-Aug	12	11	10	10	9	9	10	11	12	13	15	16	18	19	19	20	20	20	18	17	16	15	14	13	349
312			341	326	313	303	295	296	42	46	51	55	60	64	67	69	71	71	71	69	64	60	57	54	392	366	3601

Off-Peak: 3601
On-Peak: 6531
Total MW/h Allocation: 10132

31 NEEDLES DELTA

Hrs: 744 Aug-24

Off-Pk Hr:	312	DATE																								TOTAL
8 Thu	1-Aug	-1	-2	-2	-1	-1	1	2	3	2	1	0	-1	-2	-3	-4	-4	-4	-3	0	0	0	-3	-2	-16	
8 Fri	2-Aug	0	-1	-1	-1	0	1	2	3	2	0	-1	-2	-3	-4	-4	-4	-4	-2	-1	-1	0	-3	-2	-30	
8 Sat	3-Aug	0	-2	-1	-1	-1	2	2	0	2	0	-3	-5	-6	-7	-5	-5	-5	-3	-1	-2	-1	-3	-2	-54	
24 Sun	4-Aug	0	-2	-1	-1	0	2	2	-1	-4	-5	-6	-7	-8	-8	-9	-9	-8	-6	-5	-4	-3	-2	-98		
8 Mon	5-Aug	0	-2	-2	-1	-1	1	1	2	1	0	-1	-2	-2	-3	-4	-4	-4	-1	-1	0	0	-3	-2	-33	
8 Tue	6-Aug	0	-2	-1	-1	-1	1	1	2	1	0	-1	-3	-3	-4	-4	-4	-4	-3	0	1	1	-2	-1	-25	
8 Wed	7-Aug	1	-1	0	0	0	2	2	4	2	1	0	-1	-2	-3	-3	-4	-3	-3	0	0	0	1	-2	-2	-11
8 Thu	8-Aug	0	-1	-1	-1	-1	1	2	3	2	1	-1	-2	-3	-4	-4	-5	-5	-1	0	-1	0	-3	-2	-28	
8 Fri	9-Aug	0	-2	-1	-1	-1	1	1	2	1	0	-1	-3	-4	-4	-4	-5	-5	-4	-1	-1	-1	0	-3	-3	-38
8 Sat	10-Aug	-1	-2	-2	-1	-1	1	1	0	2	1	-3	-5	-6	-7	-7	-5	-5	-2	-1	-2	-1	-4	-3	-56	
24 Sun	11-Aug	-1	-3	-2	-2	-1	1	1	-2	-4	-6	-7	-8	-9	-9	-10	-9	-7	-5	-4	-4	-3	-2	-105		
8 Mon	12-Aug	-1	-2	-2	-2	-1	0	1	2	1	0	-1	-2	-3	-4	-4	-4	-4	-2	-1	-1	0	-3	-3	-41	
8 Tue	13-Aug	-1	-2	-2	-2	-2	0	1	1	0	-1	-2	-3	-4	-5	-5	-5	-5	-4	-1	3	4	1	-2	-36	
8 Wed	14-Aug	0	-2	-1	-1	-1	1	2	3	2	1	-1	-2	-2	-3	-3	-4	-3	-2	0	1	0	1	-2	-1	-17
8 Thu	15-Aug	0	-1	-1	0	0	2	2	3	2	1	0	-1	-1	-2	-3	-3	-3	-2	0	1	1	1	-2	-1	-6
8 Fri	16-Aug	1	-1	-1	0	0	2	2	3	2	1	0	-1	-1	-2	-3	-3	-3	-2	0	1	0	1	-2	-2	-8
8 Sat	17-Aug	0	-1	-1	-1	0	2	2	0	2	1	-2	-3	-4	-5	-4	-3	-3	-3	0	0	0	1	-3	-2	-26
24 Sun	18-Aug	0	-2	-2	-1	-1	1	2	-1	-3	-4	-5	-6	-7	-7	-7	-7	-7	-6	-4	-3	-3	-2	0	-75	
8 Mon	19-Aug	1	0	0	1	1	3	3	4	3	2	1	0	-1	-2	-2	-3	-3	-2	0	1	0	1	-2	-1	4
8 Tue	20-Aug	1	-1	0	0	0	2	2	3	2	1	-1	-2	-3	-4	-4	-5	-5	-4	-2	-1	-1	0	-3	-2	-25
8 Wed	21-Aug	0	-1	-1	0	0	2	2	3	2	1	-1	-2	-3	-4	-5	-5	-5	-4	-2	-1	-1	1	-3	-1	-27
8 Thu	22-Aug	1	-1	-1	0	0	2	2	4	3	1	0	-1	-3	-3	-4	-4	-4	-1	-1	-1	0	-3	-2	-20	
8 Fri	23-Aug	0	-2	-1	-1	0	2	2	3	2	1	-1	-2	-3	-4	-5	-4	-4	-3	-1	-1	0	-3	-2	-27	
8 Sat	24-Aug	0	-2	-1	-1	-1	2	2	0	2	0	-3	-5	-6	-7	-6	-4	-5	-4	-2	-1	-1	0	-4	-3	-52
24 Sun	25-Aug	-1	-2	-2	-2	-2	1	1	-2	-4	-5	-6	-7	-8	-9	-9	-9	-8	-5	-4	-3	-2	-2	-1	-100	
8 Mon	26-Aug	0	-1	-1	-1	-1	1	2	3	1	0	-1	-2	-3	-4	-4	-4	-4	-3	-1	0	1	-2	-2	-26	
8 Tue	27-Aug	0	-1	-1	-1	-1	1	2	3	2	1	0	-3	-3	-3	-4	-4	-3	-3	0	1	1	2	-1	0	-16
8 Wed	28-Aug	1	0	0	0	1	2	3	4	3	2	1	-1	-2	-2	-2	-3	-3	0	1	1	1	-1	-1	2	
8 Thu	29-Aug	1	-1	0	0	0	2	2	3	2	1	0	-3	-3	-4	-4	-4	-4	-2	-1	-1	0	-3	-2	-23	
8 Fri	30-Aug	0	-1	-1	-1	0	1	2	3	1	0	-1	-3	-3	-4	-5	-5	-5	-2	-1	-1	-1	-3	-2	-40	
8 Sat	31-Aug	-1	-2	-1	-1	0	2	2	0	2	1	-3	-5	-7	-8	-7	-6	-6	-3	-2	-2	-1	-4	-3	-53	
312		0	-47	-34	-24	-16	45	6	-6	-15	-19	-24	-28	-31	-33	-35	-35	-31	-29	-20	-16	-13	-10	-82	-56	-551

Off-Peak: -551
 On-Peak: -567
 Total MWh Allocation: -1118
 -11.03%
 -10132
 -11.03%

Hrs:

720

Sep-24

Off-Pk Hrs:

Hrs:	336	DATE																								1	2	3	4	5	6	7	8	9	10	11	12	13	14	15	16	17	18	19	20	21	22	23	24	TOTAL
24 Sun	1-Sep	12	11	11	10	10	10	10	11	12	14	16	17	18	19	20	21	20	18	15	14	14	14	13	351																									
24 HOL	2-Sep	12	11	11	10	10	10	10	11	12	13	15	16	17	18	19	19	19	17	16	15	14	12	11	336																									
8 Tue	3-Sep	11	10	10	9	9	9	10	11	12	13	14	15	16	17	17	17	16	15	14	13	12	11	10	306																									
8 Wed	4-Sep	10	9	9	9	9	9	10	10	11	12	13	14	15	15	16	16	15	14	13	13	12	11	10	290																									
8 Thu	5-Sep	10	9	9	9	9	9	9	10	11	12	13	14	15	15	16	16	16	14	14	13	12	11	10	290																									
8 Fri	6-Sep	10	9	9	9	8	9	9	10	11	11	13	14	14	15	15	15	15	14	13	12	12	11	10	282																									
8 Sat	7-Sep	10	9	9	9	8	9	9	10	11	12	13	14	14	15	15	16	16	15	14	13	12	11	10	281																									
24 Sun	8-Sep	10	9	9	9	8	8	9	10	11	12	13	14	15	16	17	17	16	15	14	13	12	11	10	292																									
8 Mon	9-Sep	10	9	9	8	8	8	9	10	11	11	13	14	15	16	16	16	16	14	13	13	12	11	10	287																									
8 Tue	10-Sep	9	9	9	9	8	8	9	10	10	11	13	14	15	16	16	16	16	15	14	13	12	11	10	283																									
8 Wed	11-Sep	9	8	8	8	8	8	9	9	10	11	13	14	15	15	15	15	15	13	13	12	11	10	9	266																									
8 Thu	12-Sep	8	8	8	7	7	7	8	9	9	10	12	13	14	16	16	16	16	14	13	12	11	10	9	272																									
8 Fri	13-Sep	9	8	8	8	8	8	9	10	11	12	13	14	15	15	16	15	15	13	13	12	11	10	9	269																									
8 Sat	14-Sep	9	8	8	8	8	8	9	10	11	13	14	15	16	16	16	16	16	14	13	12	12	11	10	279																									
24 Sun	15-Sep	9	8	8	8	8	8	9	10	11	12	13	14	15	15	16	15	15	14	13	12	11	10	9	269																									
8 Mon	16-Sep	8	8	8	7	7	7	8	9	10	11	12	13	14	15	15	15	15	13	12	11	10	9	9	259																									
8 Tue	17-Sep	8	8	8	7	7	7	8	8	9	10	11	12	13	14	15	15	15	14	12	12	11	10	9	262																									
8 Wed	18-Sep	8	8	8	8	8	8	8	9	10	11	12	13	14	15	15	16	16	15	13	13	12	11	10	9	270																								
8 Thu	19-Sep	8	8	8	8	8	8	8	9	10	11	12	13	15	15	16	16	16	15	14	13	12	11	10	9	274																								
8 Fri	20-Sep	9	8	8	8	8	8	8	9	10	11	12	13	15	16	16	16	16	14	13	12	12	11	10	9	279																								
8 Sat	21-Sep	9	9	8	8	8	8	9	9	10	11	12	13	14	15	15	16	15	14	13	12	11	10	10	9	274																								
24 Sun	22-Sep	9	8	8	8	7	7	8	9	10	11	12	13	14	14	15	15	15	13	12	11	11	10	9	264																									
8 Mon	23-Sep	8	8	8	8	8	8	8	9	10	11	11	12	13	14	14	15	15	14	13	12	11	10	9	257																									
8 Tue	24-Sep	8	8	8	7	7	7	8	8	9	10	11	12	13	14	15	15	15	14	13	12	11	10	9	256																									
8 Wed	25-Sep	8	8	8	7	7	7	7	8	8	9	10	11	12	13	14	15	15	14	13	12	11	10	9	251																									
8 Thu	26-Sep	8	8	8	7	7	7	8	9	9	10	11	12	13	14	14	14	14	12	11	11	10	9	9	256																									
8 Fri	27-Sep	9	9	8	8	8	8	8	9	10	12	13	14	15	17	17	17	17	16	14	12	12	11	10	9	292																								
8 Sat	28-Sep	8	8	7	7	7	7	7	8	9	9	11	12	13	14	15	15	15	13	13	12	11	10	9	256																									
24 Sun	29-Sep	8	8	7	7	7	7	7	7	7	9	10	11	12	13	14	15	15	14	13	12	11	10	9	248																									
8 Mon	30-Sep	9	8	8	7	7	7	7	8	8	9	10	11	12	12	13	13	13	11	11	10	9	8	8	239																									
336		273	257	249	241	237	239	53	57	63	70	77	84	91	96	99	102	101	99	89	82	76	72	311	288	3406																								
Total MW/h Schedule:																											8293																							

Off-Peak: 3406
On-Peak: 4886
Total MW/h Allocation: 8293

30 NEEDLES TERM

Hrs: 720 Sep-24

Off-peak Hrs:	336	DATE	1	2	3	4	5	6	7	8	9	10	11	12	13	14	15	16	17	18	19	20	21	22	23	24 TOTAL
24 Sun	336	1-Sep	6	6	6	6	6	6	6	6	6	6	6	6	6	6	6	6	6	6	6	6	6	6	6	144
24 HOL		2-Sep	6	6	6	6	6	6	6	6	6	6	6	6	6	6	6	6	6	6	6	6	6	6	6	144
8 Tue		3-Sep	6	6	6	6	6	6	6	6	6	6	6	6	6	6	6	6	6	6	6	6	6	6	6	144
8 Wed		4-Sep	6	6	6	6	6	6	6	6	6	6	6	6	6	6	6	6	6	6	6	6	6	6	6	144
8 Thu		5-Sep	6	6	6	6	6	6	6	6	6	6	6	6	6	6	6	6	6	6	6	6	6	6	6	144
8 Fri		6-Sep	6	6	6	6	6	6	6	6	6	6	6	6	6	6	6	6	6	6	6	6	6	6	6	144
8 Sat		7-Sep	6	6	6	6	6	6	6	6	6	6	6	6	6	6	6	6	6	6	6	6	6	6	6	144
24 Sun		8-Sep	6	6	6	6	6	6	6	6	6	6	6	6	6	6	6	6	6	6	6	6	6	6	6	144
8 Mon		9-Sep	6	6	6	6	6	6	6	6	6	6	6	6	6	6	6	6	6	6	6	6	6	6	6	144
8 Tue		10-Sep	6	6	6	6	6	6	6	6	6	6	6	6	6	6	6	6	6	6	6	6	6	6	6	144
8 Wed		11-Sep	6	6	6	6	6	6	6	6	6	6	6	6	6	6	6	6	6	6	6	6	6	6	6	144
8 Thu		12-Sep	6	6	6	6	6	6	6	6	6	6	6	6	6	6	6	6	6	6	6	6	6	6	6	144
8 Fri		13-Sep	6	6	6	6	6	6	6	6	6	6	6	6	6	6	6	6	6	6	6	6	6	6	6	144
8 Sat		14-Sep	6	6	6	6	6	6	6	6	6	6	6	6	6	6	6	6	6	6	6	6	6	6	6	144
24 Sun		15-Sep	6	6	6	6	6	6	6	6	6	6	6	6	6	6	6	6	6	6	6	6	6	6	6	144
8 Mon		16-Sep	6	6	6	6	6	6	6	6	6	6	6	6	6	6	6	6	6	6	6	6	6	6	6	144
8 Tue		17-Sep	6	6	6	6	6	6	6	6	6	6	6	6	6	6	6	6	6	6	6	6	6	6	6	144
8 Wed		18-Sep	6	6	6	6	6	6	6	6	6	6	6	6	6	6	6	6	6	6	6	6	6	6	6	144
8 Thu		19-Sep	6	6	6	6	6	6	6	6	6	6	6	6	6	6	6	6	6	6	6	6	6	6	6	144
8 Fri		20-Sep	6	6	6	6	6	6	6	6	6	6	6	6	6	6	6	6	6	6	6	6	6	6	6	144
8 Sat		21-Sep	6	6	6	6	6	6	6	6	6	6	6	6	6	6	6	6	6	6	6	6	6	6	6	144
24 Sun		22-Sep	6	6	6	6	6	6	6	6	6	6	6	6	6	6	6	6	6	6	6	6	6	6	6	144
8 Mon		23-Sep	6	6	6	6	6	6	6	6	6	6	6	6	6	6	6	6	6	6	6	6	6	6	6	144
8 Tue		24-Sep	6	6	6	6	6	6	6	6	6	6	6	6	6	6	6	6	6	6	6	6	6	6	6	144
8 Wed		25-Sep	6	6	6	6	6	6	6	6	6	6	6	6	6	6	6	6	6	6	6	6	6	6	6	144
8 Thu		26-Sep	6	6	6	6	6	6	6	6	6	6	6	6	6	6	6	6	6	6	6	6	6	6	6	144
8 Fri		27-Sep	6	6	6	6	6	6	6	6	6	6	6	6	6	6	6	6	6	6	6	6	6	6	6	144
8 Sat		28-Sep	6	6	6	6	6	6	6	6	6	6	6	6	6	6	6	6	6	6	6	6	6	6	6	144
24 Sun		29-Sep	6	6	6	6	6	6	6	6	6	6	6	6	6	6	6	6	6	6	6	6	6	6	6	144
8 Mon	336	30-Sep	6	6	6	6	6	6	6	6	6	6	6	6	6	6	6	6	6	6	6	6	6	6	6	144
			180	180	180	180	180	180	36	36	36	36	36	36	36	36	36	36	36	36	36	36	36	36	180	2016

Total MWn Schedule:

4320

Off-Peak: 2016 \$71.75 \$144,648.00
 On-Peak: 2304 \$118.50 \$273,024.00
 Total MWn Allocation: 4320 \$96.68 \$417,672.00



City of Needles

817 Third Street, Needles, California 92363
(760) 326-2113 • FAX (760) 326-6765
www.cityofneedles.com

Mayor, Janet Jernigan
Vice Mayor Ellen Campbell
Councilmember Tona Belt
Councilmember Jamie McCorkle
Councilmember JoAnne Pogue
Councilmember Henry Longbrake
Councilmember Zachery Longacre

City Manager Patrick J. Martinez

MEMORANDUM

TO: HONORABLE MAYOR AND MEMBERS OF THE CITY COUNCIL

FROM: PATRICK J. MARTINEZ, CITY MANAGER

SUBJECT: WEEKLY MEMORANDUM

DATE: April 18, 2025

1. **This Saturday, April 19, 2025**, Needles will host two exciting community events that align with the City Council's goals of civic engagement, family-friendly programming, and economic development. At **9:30 AM**, Tri-State Community Healthcare presents the **Third Annual Needles Easter Egg Hunt** at **Jack Smith Park (1000 River Rd)**, featuring over 5,000 eggs, prizes, gift baskets, face painting, and photos with the Easter Bunny—fun for all ages and a great way to bring families together. Also beginning at **10:00 AM**, the **1st Annual World-Famous Chili Cook-off and Car Show** will be held at **Santa Fe Park (950 Front Street)**. Sponsored by the River Community Coalition and Firehouse Ministries, the event includes chili tastings, live entertainment, K-9 demonstrations by the San Bernardino and Mohave County Sheriff's Offices, arts and crafts, and a classic car show. These events showcase the partnerships and community spirit that make Needles a great place to live, work, and visit. For chili cook-off inquiries, contact Wayne Colburn at **760-903-3939** or needlesrcc@gmail.com, and Holly Russo at **760-628-7331** or comecatchthefire@gmail.com. Special thanks to all organizers and volunteers for making these events possible.
2. **City of Needles** invites the community to attend the **Phase IV-B Street Improvement Project groundbreaking ceremony** on **Thursday, April 24, 2025, at 9:00 AM**, at the intersection of **"G" Street and Broadway Street**. In **2019**, the City adopted a **15-year Pavement Management Plan (PMP)** to guide the maintenance and rehabilitation of its **47-mile street network**, prioritizing projects based on pavement conditions, traffic volumes, and areas impacted by recurring water leaks. Now in **Year 4**, the City is proud to launch **Phase IV-B**, which includes street improvements on **Desoto Street, El Monte Street, Carty Way, Carty Circle, Carty Place, I Street, G Street, H Street, Crestview Drive, and La Mesa Way**. The **City Council** recently awarded a **\$1.15 million construction contract** to **S. Christensen Engineering, Inc.**, with work scheduled to begin **next week**, and wrap up by the end of May. This phase is funded through **cannabis tax revenues**, which have contributed over **\$10**

million to date toward revitalizing our streets and underground infrastructure. We encourage all residents to join us as we celebrate this important step in building a safer, stronger, and more connected Needles.

3. This week, the City of Needles held its first-ever **“Big Block of Cheese Day,”** a special **governance workshop** designed to strengthen **transparency**, reinforce the **Council-Manager form of government**, and connect the **City Council** with the **dedicated professionals** who carry out their vision. The day began with **AB 1234 Ethics Training**, underscoring our shared commitment to **ethical leadership** and **public accountability**. Thank you City Attorney SBEMP for coordinating this vital session. Following the training, each **department head** delivered a brief presentation outlining their team’s **core responsibilities**, **recent accomplishments**, and **key priorities**—giving Councilmembers a direct look at the **inner workings of City Hall** and the people behind the **services our community relies on**. These briefings showcased the **professionalism**, **pride**, and **purpose** driving our organization forward. They also served as a reminder that the City’s **strategic goals**—**economic development**, **infrastructure improvements**, **public safety**, **family-focused programming**, and **tourism**—are being advanced daily by a **committed team of public servants**. By bringing operations to life, the event helped bridge **policy and implementation**, reinforcing **budget decisions**, **staffing**, and **service delivery** all align with the **Council’s direction**. Thank you to our **staff** for their preparation and participation, and to our **residents** for your continued support as we work to deliver a more **responsive**, **transparent**, and **community-centered government**. Click on this [link](#) to view the Department slides.
4. The **Needles Pride Program** continues to make a positive impact across the community, thanks to the strong support of residents, business owners, and City employees. This citywide initiative remains focused on beautifying neighborhoods, promoting civic pride, and improving the overall appearance and safety of Needles. These efforts directly support the **City Council’s goals** to enhance community engagement, maintain reliable infrastructure, and strengthen quality of life for all who live and work here. **Thank you to Phillips Construction for removing the blighted building in our downtown.** This marks another important milestone in our city’s ongoing effort to eliminate visual blight and revitalize key corridors. The **City is actively working to remove blight from our community**, reinforcing the message that Needles is a place where pride and progress go hand in hand. Over the past week, **Public Works** completed pothole repairs along the Parkway and restriped **Jack Smith Park** to improve safety ahead of the busy holiday weekend. The **Needles Rodeo Arena** was also cleaned and prepared for upcoming events, and the street sweeper operated along both **Broadway and J Street** to maintain clean and accessible public roadways.

Crews also conducted **weed abatement** in several key areas, including **J Street**, **Duke Watkins Park**, the **Dog Parks**, and near **The Wagon**. To support the city’s landscaping investments, **new irrigation systems** were installed for trees at the **Recreation Center**, and **sprinkler repairs** were completed to

improve water efficiency ahead of rising summer temperatures. The **Water Department** completed important maintenance work at **Well 15**, including the installation of **insulation on the chlorine house structure** to help regulate interior temperatures and protect equipment from extreme heat. In addition, a **fresh coat of paint** was applied to help preserve the building and extend the life of this critical facility. These upgrades ensure continued **reliable service** to the community and help safeguard essential infrastructure. These upgrades will extend the life of the facility and ensure continued reliable service to the community. Looking ahead, the City is organizing a **Community Cleanup Day** on **Saturday, May 3, 2025**, and encourages residents to participate in this hands-on effort to remove debris and improve public spaces. These community-driven events are a visible example of civic pride in action and further demonstrate our shared commitment to maintaining a clean and welcoming city. Residents are reminded they can report issues such as potholes, damaged sidewalks, or overgrown vegetation by calling **760-326-2115 (press #9)** or use the **Needles Connect app** on [Google Play Store](#) and the [Apple Store](#). Refer to the attached images for a glimpse.

5. On **Thursday, April 17, 2025**, the **City Manager** attended the **Coachella Valley Business Conference and Economic Forecast**, gaining valuable insights into **current economic trends** and identifying potential growth opportunities that align with the **City Council's goals** to drive **economic development** and improve **quality of life** in Needles. While at the conference, **City staff** also met with representatives from **Assembly District 36** (Office of Assemblymember **Jeff Gonzalez**) and **Senate District 18** (Office of State Senator **Steve Padilla**), both of which maintain offices in the **Coachella Valley**. These meetings provided a critical opportunity to **advocate** for Council's priorities, including addressing the city's **housing shortage**, attracting a **full-service grocery store**, and securing **funding** to improve and **pave local roads**. Strengthening relationships with **state partners** supports the Council's broader objectives of building a **sustainable** and **livable community** through targeted investments and **strategic advocacy**.

In the **evening**, the City Manager also attended a **Town Hall** hosted by **Congressman Raul Ruiz** in **Indio**, part of a regional series focused on **constituent engagement**. Congressman Ruiz shared **legislative updates**, listened to community input, and reaffirmed his commitment to **supporting Needles residents**. He emphasized efforts to ensure continued access to **Medicaid**, protect families from rising **grocery costs**, and expressed his support for the **grant initiatives** the city is pursuing. This level of **direct federal engagement** reinforces the **City Council's commitment** to maintaining **strong intergovernmental relationships** and ensuring that the **needs of Needles residents** are represented and prioritized at **every level of government**. Refer to the attached images for a look at the various events.

6. Over the past several years, **City officials**, under the direction of the **Mayor and City Council**, have been working closely with **Freddy Bi of Discover Inland Empire** to explore and expand **tourism opportunities** in Needles. That

effort reached an **exciting milestone** this past week as **Mayor Jernigan** welcomed two **high-profile international delegations** from **Taiwan** and **Japan** through Discover IE's coordinated **Familiarization (FAM) tours**. These visits brought top travel executives from Asia and spotlighted Needles' **Route 66 heritage, El Garces, the Needles Area Chamber of Commerce And Visitor Center, the Regional Museum, and our iconic Welcome to California sign**. This initiative directly supports the **City Council's strategic priorities** to attract tourism, foster civic engagement, and promote Needles as a **vibrant destination for outdoor recreation and cultural experiences**. The proactive leadership of the **Mayor and Council** in strengthening **regional and international relationships** continues to elevate Needles' visibility and drive **new economic opportunities**. **Refer to the attached images for a glimpse of this milestone visit.**

7. City staff is preparing for the **June 7, 2025** reopening of the **Needles Aquatics Center** with key facility upgrades to ensure a safe and enjoyable summer season. Improvements include **slide resurfacing, new LED pool lighting, and repairs to the men's restroom, including the ceiling, baseboards, and wall coverings**. These enhancements reflect the City's commitment to maintaining quality public amenities. The **Needles Sandsharks Swim Team** will host tryouts on **April 28 and 29 from 4:00–6:00 PM**, with returning swimmers reporting on **May 1**. Weekday tryouts continue at **5:00 PM** throughout the season. Public programming—**lap swimming, water aerobics, swim lessons, and open swim**—begins **June 9**. Full schedules and pricing will be posted on the **City of Needles website**. **Attached images** show progress on slide resurfacing, pool lighting, and restroom renovations. These efforts support the **City Council's goals** to enhance recreation, promote wellness, and invest in youth and family-friendly spaces.
8. The City Manager attended the **Contract City/Town Managers Meeting** on **Tuesday, April 15, 2025**, at the **San Bernardino County Sheriff's Headquarters**. During the meeting, the City Manager met with **Sheriff Shannon D. Dicus**, who shared updates on major technology investments being implemented across the department. These include **body-worn cameras, upgraded Tasers, and AI-assisted tools** designed to streamline the report writing process. Additionally, the **San Bernardino County Sheriff's Department (SBCSD)** has made further investments in the **City of Needles** by expanding the **Colorado River Station**. This expansion is intended to improve working conditions for deputies and support efforts to **attract and retain law enforcement personnel** serving our community. These improvements reflect the County's commitment to public safety and ensuring Needles has the resources it needs. **Refer to the attached image for a glimpse of the meeting**. Participation in this meeting supports the **City Council's priorities** of **interagency collaboration, public safety modernization, and strengthening regional partnerships**. **Come out and support our new Captain, Jake Gault, at his Swearing-In Ceremony on May 13, 2025, at 6:00 PM at El Garces.**

9. The **Needles Animal Shelter** is proud to share that the upcoming **Spay/Neuter Clinics** on **April 24–25** are **fully booked**. Special thanks to our staff for working diligently to fill all appointments and promote **animal welfare** and **responsible pet ownership** in Needles. Since launching our partnership with **Dr. Angelina Beeks** of **Angel's Touch Mobile Veterinary Clinic** in **April 2022**, these clinics have helped reduce stray animal populations and support healthier pets in our community. The City subsidizes a portion of the cost, making the service more affordable for residents. This effort aligns with the **City Council's goals** to enhance **community health, safety, and livability**. Clinics are held **twice a year**, so residents who missed this one are encouraged to watch for future dates. For more information, call **(760) 326-4952**. **Refer to the attached flyer for details.**
10. Last weekend, Needles came alive with **community spirit, wellness, and local talent** through three events that brought residents and visitors together. The **Palo Verde College Foundation 5K Color Run & Walk** drew over **90 participants**, including strong turnout from **Needles Unified School District** students, teachers, and staff. Congratulations to the 18 & Up winners: **Ryan Dunn** (1st), **Garry Cameron** (2nd), and **Stacey Martinez** (3rd). Special thanks to the **San Bernardino County Sheriff's Department** for keeping the course safe and encouraging runners. The weekend continued with the **Second Annual Needles Craft Show** at Santa Fe Park, featuring dozens of vendors and showcasing local small businesses. Meanwhile, **Art in the Park at El Garces**, hosted by the **River Valley Artists Guild**, celebrated our growing creative community through local exhibits and competitions. These events align with **City Council goals** to promote **healthy living**, support **small business development**, and celebrate the **arts** as part of building a vibrant, connected Needles.
11. **IMPORTANT UPCOMING DATES:**
- City staff have **carefully curated a comprehensive community events calendar** to inform residents about **Needles' diverse activities and happenings**. The community events calendar can now **be found on the Needles Connect App!** Organizations are encouraged to **collaborate with the City Clerk's Office** to add or update events, ensuring a vibrant and inclusive calendar. For contributions or modifications, please get in touch with Candace Clark at **cclark@cityofneedles.com**. Your **active participation** helps strengthen our community and enrich local experiences. **Check the attached calendar for the remaining 2025 events**, and stay engaged with all Needles offers!

1. TRI-STATE EASTER EGG HUNT

5,000 Eggs
Gift Baskets & prizes

NEEDLES, CA

Easter

EGG HUNT

SATURDAY- APRIL 19

Hunt starts at 9:30

Jack Smith Park
1000 River Rd, Needles, CA

**FACE PAINTING & PHOTOS WITH
THE EASTER BUNNY**

This event is brought to you by:



(844) 444-1424 www.tristateclinics.org

1. CHILI COOK-OFF

NEEDLES 1ST ANNUAL WORLD FAMOUS CHILI COOK-OFF


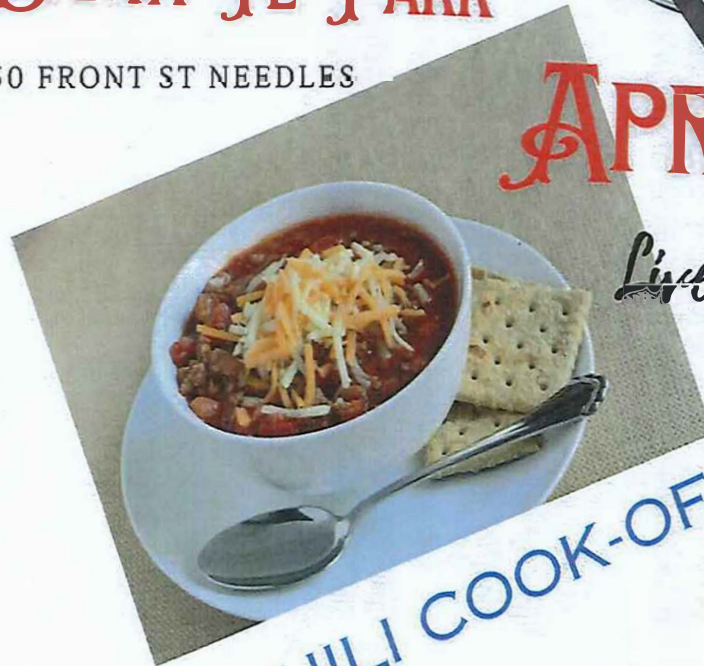


SANTA FE PARK

950 FRONT ST NEEDLES

APRIL 19TH.

Live Entertainment

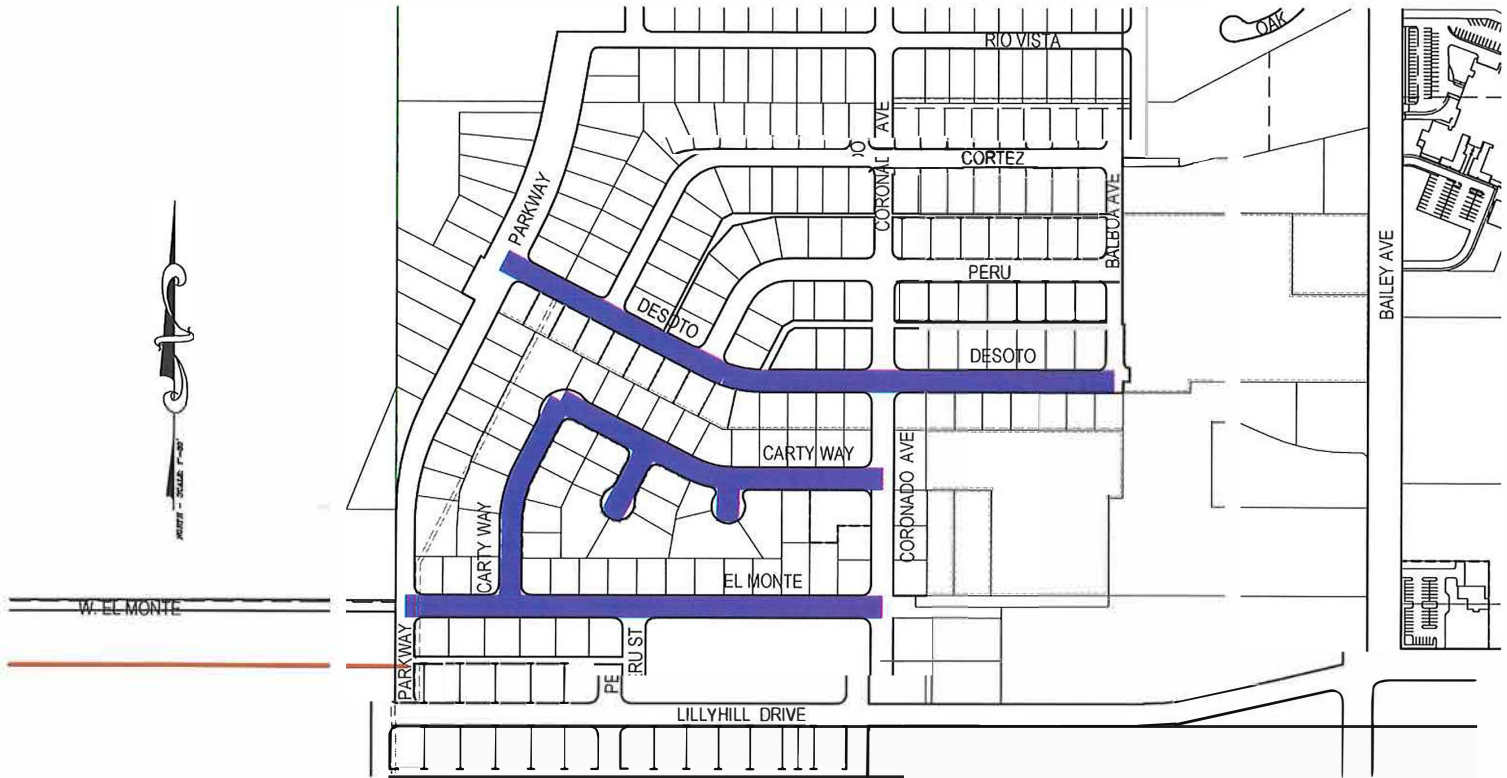


CHILI COOK-OFF
AND CAR SHOW
K-9 SHOW

2. City of Needles Capital Projects

Street Improvements & Water Service Replacement

PHASE 4B



VISTA AREA

ELMONTE STREET (Parkway to Coronado St)
 CARTY WAY (El Monte to Coronado St),
 CARTY CIRCLE,
 CARTY PLACE
 DESOTO ST (Parkway to Balboa St)



DOWNTOWN AREA

I STREET (Third Street to Broadway Ave)
 H STREET (Third Street to Broadway Ave)
 G STREET (Third Street to Broadway Ave)
 CRESTVIEW (Third Street to End)

LEGEND

PHASE 4B - PAVING IMPROV
Including Water Services

Item 7.

3. COUNCIL GOVERNANCE WORKSHOP



4. NEEDLES PRIDE



4. NEEDLES PRIDE



4. NEEDLES PRIDE



4. NEEDLES PRIDE



5. COACHELLA ECONOMIC FORECAST



5. CONGRESSMAN TOWN HALL



3. DISCOVER INLAND EMPIRE



7. AQUATICS CENTER



7. AQUATICS CENTER



7. SANDSHARKS SWIM TEAM

2025 NEEDLES SANDSHARKS SWIM TEAM

Swimmers will be required to swim the length
of the pool unassisted

SWIM TRY OUTS

MON. APRIL 28 & TUES. APRIL 29
4-6PM

Swimmers may tryout throughout the season
Monday-Friday @5pm

NEEDLES AQUATIC CENTER

We will see all RETURNING swimmers on Thurs. 5/1

8. CONTRACT CITY MANAGERS MEETING SBCSD



9. ANIMAL SHELTER CLINIC

SPRING SPAY/NEUTER CLINIC

THE NEEDLES ANIMAL SHELTER IS SPONSORING A SPAY/NEUTER CLINIC FOR NEEDLES RESIDENTS. PET OWNER PAYS DEPOSIT AND NEEDLES ANIMAL SHELTER PAYS REMAINING COST
MUST FILL OUT APPLICATION AND PROVIDE PROOF OF RESIDENCY

APRIL 24TH, 2025
SERVICES PROVIDED BY:
ANGEL'S TOUCH MOBILE VETERINARY CLINIC
DR. ANGELINA BEEKS DVM



NEEDLES ANIMAL SHELTER
1662 FLIP MENDEZ PKWY
(760)326-4952



BY APPOINTMENT ONLY



APPLICATIONS
AVAILABLE AT SHELTER



LIMITED AVAILABILITY



DOGS MUST HAVE VALID
RABIES AND CITY
LICENSE



10. PALO VERDE 5K



10. PALO VERDE 5K





City of Needles

817 Third Street, Needles, California 92363
(760) 326-2113 • FAX (760) 326-6765
www.cityofneedles.com

Mayor, Janet Jernigan
Vice Mayor Ellen Campbell
Councilmember Tona Belt
Councilmember Jamie McCorkle
Councilmember JoAnne Pogue
Councilmember Henry Longbrake
Councilmember Zachery Longacre

City Manager Patrick J. Martinez

MEMORANDUM

TO: HONORABLE MAYOR AND MEMBERS OF THE CITY COUNCIL

FROM: PATRICK J. MARTINEZ, CITY MANAGER

SUBJECT: WEEKLY MEMORANDUM

DATE: April 25, 2025

1. The **Needles Women's Club** will host the **95th Annual Tri-State Flower Show** tomorrow, **Saturday, April 26, 2025**, at the **Needles Women's Clubhouse**, located at **305 W. Broadway**. Entries will be accepted from **8:00 a.m. to 9:30 a.m.**, followed by judging until noon and public viewing from **12:00 p.m. to 2:00 p.m.** Admission is free and open to the public. The event will feature a variety of **flower, herb, and garden displays**, along with an **Opportunity Drawing** and **Plant Sale**. **Children's entries are welcome**, encouraging participation from young gardeners. This long-standing community tradition directly supports the **City Council's goals to enhance community engagement and celebrate local creativity**.
2. The **California Department of Forestry and Fire Protection (CAL FIRE)** has released updated **Fire Hazard Severity Zone (FHSZ)** maps as required under **Government Code 51178**. The **City of Needles** has been designated **Moderate**, the **lowest possible hazard rating** under the state's classification system. Since **joining the San Bernardino County Fire District in 2015**, the Fire District has been responsible for managing fire protection services for the City, including oversight of the FHSZ mapping and public review process. In compliance with state law, the required public comment link has been posted on the **City of Needles website: [Fire Hazard Severity Zone Public Comment Portal](#)**. All public comments submitted through this portal will be collected and reviewed by the **San Bernardino County Fire District** before the formal reading and adoption of the ordinance. Participation in this process directly supports the **City Council's goals of enhancing public safety, ensuring compliance with state regulations, and promoting community resilience**. A copy of the official correspondence from the **State Fire Marshal** is attached for reference.
3. **Yesterday, Thursday, April 24, 2025**, the **City of Needles Utility Department** successfully responded to a **6-inch water main break on Coronado Street**. Water service had been temporarily shut down on **Desoto Street, Carty Way**, and parts of **Coronado Street**. Still, the team **efficiently completed repairs**

and **restored full water service within a few hours**. Swift and effective response to incidents like this is critical to **protecting public health, ensuring reliable infrastructure, and minimizing disruptions to residents and businesses**. These efforts directly support the **City Council's goals to maintain essential services, enhance community resilience, and improve the overall quality of life across Needles**. The **City of Needles** thanks the **Utility Department** for their **professionalism and quick action** in successfully resolving the issue. Residents are encouraged to report water leaks by calling **760-326-2115 (press #9)** or using the **Needles Connect app** on [Google Play Store](#) and the [Apple Store](#).

4. This week, community members, City officials, and City staff gathered to celebrate the ribbon cutting for the **Phase IV-B Street Improvement Project** at the intersection of "G" Street and Broadway Street. Construction activities began earlier, with **grinding operations starting Monday** and **paving commencing Tuesday**. The project, funded through **local cannabis tax revenues**, represents a **\$1.4 million investment** to enhance road safety, reduce maintenance costs, and improve driving conditions. **Phase IV-B improvements include Desoto Street, El Monte Street, Carty Way, Carty Circle, Carty Place, I Street, H Street, G Street, Crestview Drive, La Mesa Way, and the Senior Center Parking Lot**. This effort is part of the City's 15-year **Pavement Management Plan**, adopted in 2019, which has already resulted in approximately **18 miles of rehabilitated roadway**. Recognizing the need for long-term solutions, the **City Council has allocated \$3.6 million for street improvements this fiscal year**. It has invested **more than \$11 million toward street and infrastructure upgrades since 2020**. The Phase IV-B project directly supports the **City Council's goals** of improving public safety, enhancing quality of life, and ensuring long-term community resilience. **Special thanks** are extended to S. Christensen Engineering, Inc., City staff, and the community for their continued support. **Refer to the attached images for highlights from the event.**
5. As part of the City Council's commitment to **local economic development and strengthening our small business economy**, we are pleased to share several updates that highlight the importance of supporting Needles' businesses:
 - **Hardware Express**, located at **419 W Broadway**, continues to serve the community with a wide variety of products including cleaning supplies, automotive supplies, pool and gardening supplies, irrigation equipment — and even local **Mystic Maze Honey**.
 - **Jolted Coffee Arcade**, located at **109 F Street**, has expanded its offerings and serves **fresh, made-to-order sandwiches**. Customers can order ahead on their website, carry out, or have their food delivered via **DoorDash**.
 - **The Sweet Spot** has officially reopened for the summer season at **1401 Needles Highway**. It will operate daily from **noon to 6:00 p.m.** and offer a variety of cold treats and refreshments.
 - **Krispy Krunchy Chicken** will soon join the **Needles business community at the West Side Chevron (2321 Needles Highway)**.

Planning approval was granted this week, and the business is expected to open in mid-May.

Shopping local matters. Every dollar spent at a Needles business **supports local jobs, keeps tax dollars in our city, and builds a stronger, more resilient economy.** By supporting our small businesses — buying everyday supplies, grabbing a sandwich, or enjoying a local treat — we invest directly into our community's future. **Thank you to the City Council** for your ongoing leadership and commitment to fostering a thriving local economy.

6. The City of Needles proudly welcomes our newest business addition, **Come N Go Food and Fuel, at 301 J Street.** This week marks the long-anticipated reopening of the gas station at the corner of J Street and Third Street — the first time this key location has been operational in years. The return of services at this intersection will reinvigorate activity in the area, drive new economic opportunities, and generate additional sales tax revenue that supports vital city services. This investment directly advances the City Council's goals of strengthening our local economy, revitalizing underutilized spaces, and fostering a more vibrant, business-friendly environment in Needles. We congratulate the owner and look forward to seeing this important corner thrive once again.
7. This week, from **April 21–27, 2025, Route 66 Bike Week** is taking place, celebrating the iconic spirit of the **Mother Road** with riders traveling from **Needles, California to Seligman, Arizona.** This weeklong event showcases the **adventure, freedom, and vibrant culture** of Route 66, drawing visitors from across the country to experience the historic highway. Hosting the start of Route 66 Bike Week is an important opportunity for the **City of Needles.** It supports the **City Council's goals to boost tourism, support local businesses, and enhance the city's reputation** as a gateway to historic Route 66 experiences. Events like this stimulate the local economy through visitor spending on **lodging, dining, fuel, and shopping,** while also reinforcing Needles' place in the growing tourism market tied to **Route 66 heritage and recreation.**
8. The **Needles Pride Program** continues to grow, inspiring residents to take ownership of their neighborhoods, uphold community standards, and build a lasting sense of local pride. This citywide effort remains focused on **beautifying neighborhoods, enhancing public safety, and improving the overall appearance of Needles.** These actions directly support the **City Council's goals to promote community engagement, preserve vital infrastructure, and enhance the quality of life** for everyone who lives, works, and visits our city.

Get involved and make a difference! The next community cleanup is scheduled for **next Saturday, May 3rd, from 7:00 a.m. to 8:00 a.m.,** focusing on **Park Road and National Trails Highway.** Volunteers will help remove illegal dumping and litter. **Bags, gloves, and pickers will be provided.** Bring your energy and a few friends, and help spread the word. **Volunteers are needed!** This week, **Public Works crews** continued advancing public safety efforts by

trimming trees at **Bob Belt Beach Park** to reduce fire risks — another example of our proactive approach to maintaining safe and welcoming public spaces. Additionally, **City staff** completed **rehabilitation of the shade structures** at the **Needles Aquatics Center**, ensuring residents will have improved shaded areas during the peak summer heat. These improvements directly support the **City Council's goals** to **enhance public safety, invest in recreational amenities, and improve the overall quality of life** in Needles.

These community-driven projects reflect **civic pride in action**, demonstrating our shared commitment to making Needles a cleaner, safer, and more vibrant community. Residents are encouraged to report potholes, sidewalk damage, overgrown vegetation, or other maintenance by calling **760-326-2115 (press #9)** or using the **Needles Connect app** on [Google Play Store](#) and the [Apple Store](#). **Refer to the attached images for a glimpse.**

9. This week, from **April 23–25, 2025**, **Vice Mayor Ellen Campbell** and **Councilmember Pogue** attended the **California League of Cities City Leaders Summit** at the **SAFE Credit Union Convention Center** in Sacramento. The summit served as a key platform for city officials to advocate for Needles' top priorities, including **housing development, protection of local revenues, economic growth, and enhanced public safety**. A major highlight of the summit was the opportunity for **Vice Mayor Campbell** and **Councilmember Pogue** to meet directly with **Assemblymember Jeff Gonzalez** and **State Senator Steve Padilla**. These meetings were critical in strengthening Needles' voice at the State Capitol, building relationships with key decision-makers, and advancing legislative support for issues impacting our community's future. In addition to advocacy efforts, the summit provided in-depth sessions on **leadership development, emerging policy challenges, and best practices in municipal governance**, offering valuable opportunities for professional growth and collaboration with peers across the state. Participation in events like the City Leaders Summit directly advances the **City Council's goals** to **strengthen intergovernmental relations, secure legislative support, and position Needles for continued growth and success**. **Refer to the attached images for a glimpse of the summit.**
10. The **City of Needles** is pleased to introduce **Wes Carrico** as the newest **Capital Projects Technician** within our **Development Services Department**. Mr. Carrico has over **20 years of experience** in **new construction, residential, and commercial projects**, which will be invaluable in strengthening our capital projects and helping ensure they are completed **on time and under budget**. His extensive background in construction management will support a **smooth transition** and **enhance the department's ability to serve the community effectively**. Please join us in welcoming and congratulating **Wes Carrico** on his new role with the City of Needles.
11. **The Animal Shelter** successfully held its **bi-annual Spay and Neuter Clinic** this week, providing services to over **40 dogs and cats**. The clinic **sold out quickly** — residents are encouraged to **sign up early next time** to secure a

spot. A sincere **thank you to our Animal Shelter team** for organizing this valuable event, and to **Dr. Angelina Beeks** of **Angel's Touch Mobile Veterinary Unit**, a trusted partner since **April 2022**. In recognition of her continued support and dedication to animal welfare in our community, **Mayor Jernigan personally thanked Dr. Beeks and presented her with a Certificate of Appreciation**. We also extend our appreciation to those who generously **donated to the Animal Shelter**. Thanks to this community support, residents only paid a deposit, with **all services covered by public contributions**. This initiative directly supports the **City Council's goals of enhancing public health, promoting community engagement, and improving quality of life in Needles**. **Refer to the attached image** for more details.

12. Last Saturday, the City of Needles hosted two highly successful community events that advanced the **City Council's civic engagement goals, family-friendly programming, and local economic development**. At **Jack Smith Park**, **Tri-State Community Healthcare** presented the **Third Annual Needles Easter Egg Hunt**, featuring over **5,000 Easter eggs**, prize giveaways, face painting, and photos with the Easter Bunny. The event fostered a strong sense of community and was enjoyed by regional families. At **Santa Fe Park**, the **River Community Coalition** and **Firehouse Ministries** hosted the **1st Annual World-Famous Chili Cook-off and Car Show**, featuring chili tastings, live entertainment, K-9 demonstrations, arts and crafts, and a classic car show, helping to activate our downtown corridor and support local economic activity. **The City extends its appreciation to the organizing partners, volunteers, and sponsors** for their efforts in making these events a success. Their contributions reflect the strong community partnerships that continue to move Needles forward. **Refer to the attached images for highlights from both events.**
13. This week, the **City of Needles** proudly honored **Captain Ross Tarangle** for his **38 years of distinguished service** with the **San Bernardino County Sheriff's Department**, including **15 years** serving the **Needles and Colorado River area** communities. During his retirement celebration, **Mayor Janet Jernigan** presented Captain Tarangle with a **City proclamation**, recognizing his exceptional leadership, commitment to public safety, and lasting contributions. Captain Tarangle began his career on **September 26, 1987**, and was promoted to **Captain of the Colorado River Station** in **July 2013**. On **May 13, 2025**, at the **City Council meeting**, **Lieutenant Jake Gault** will officially succeed Captain Tarangle as the new **Captain of the Colorado River Station**, ensuring continued strong leadership for our community. The City of Needles sincerely thanks Captain Tarangle for his outstanding service and wishes him a happy and well-deserved retirement. **Please see the attached image for a glimpse of the celebration.**
14. On **Saturday, May 3, 2025 — next Saturday — Dance Trax 51**, in collaboration with the **Needles Recreation Center**, will present its annual showcase, *"A Night at the Movies,"* at the **Needles High School Auditorium**. There will be **two performances at 2:00 PM and 6:00 PM**. Tickets are available

for **\$8 pre-sale** or **\$10 at the door**. This event highlights the talents of local youth and supports the arts within the community. It aligns with the **Needles City Council's goals** to promote **family-oriented programming**, expand **recreational opportunities**, and foster **community pride and engagement**. **Refer to the attached flyer for more information.**

15. Next week, from **May 8–10, 2025**, Needles Unified School District is proud to participate in the **2025 Nevada Interscholastic Activities Association Class 2A Southern League Baseball and Softball Championships hosted by Laughlin High School**. The **City of Needles** is committed to supporting regional athletic events that strengthen community ties, promote youth achievement, and enhance our position as a **sports tourism destination**. Hosting and participating in events like these directly advance the **City Council's goals** of fostering community engagement, promoting recreational activities, and encouraging economic vitality through increased visitation. We encourage everyone to **come out and support our student athletes** as they compete for the **Southern League titles**. For more information, please refer to the attached tournament brackets.

16. **IMPORTANT UPCOMING DATES:**

- City staff have **carefully curated a comprehensive community events calendar** to inform residents about **Needles' diverse activities and happenings**. The community events calendar can now **be found on the Needles Connect App!** Organizations are encouraged to **collaborate with the City Clerk's Office** to add or update events, ensuring a vibrant and inclusive calendar. For contributions or modifications, please get in touch with Candace Clark at cclark@cityofneedles.com. Your **active participation** helps strengthen our community and enrich local experiences. **Check the attached calendar for the remaining 2025 events**, and stay engaged with all Needles offers!

2. CAL FIRE



**DEPARTMENT OF FORESTRY AND FIRE PROTECTION
OFFICE OF THE STATE FIRE MARSHAL**

P.O. Box 944246
SACRAMENTO, CA 94244-2460
(916) 568-3800
Website: www.fire.ca.gov



March 24, 2025

Dear: City Manager,

Re: Official Transmittal of Fire Hazard Severity Zones

The State Fire Marshal is mandated by Government Code (GC) 51178 to identify levels of fire hazard based on consistent statewide criteria and the expected severity of fire hazards. Government Code 51179 requires the State Fire Marshal to make recommendations of fire hazard severity zones to local agencies, as defined per GC 51177(e), for their designation and adoption by ordinance. This letter serves as the official transmittal of the recommendation. For the Statutory requirements for local adoption please review [California Code, GOV 51179](#).

Your City/County has been identified as having Moderate, High, Very High or a combination of Fire Hazard Severity Zones (FHSZ) within your jurisdiction. The maps and data are available in the FHSZ HUB at <https://fire-hazard-severity-zones-rollout-calfire-forestry.hub.arcgis.com/>.

Please complete the Public Contact Survey in the FHSZ HUB using the link above. This information will be used for a public Webmap on the CAL FIRE-Office of State Fire Marshal website to guide your constituents to the appropriate contact person or website for the Local Responsibility Area FHSZ in your jurisdiction.

If you have additional questions, please feel free to contact our Team at FHSZinformation@fire.ca.gov.

Sincerely,

Daniel Berlant
State Fire Marshal
CAL FIRE – Office of the State Fire Marshal

3. WATER MAIN BREAK



3. WATER MAIN BREAK



4. PHASE IV-B



City of Needles

PHASE IV-B STREET IMPROVEMENTS

CANNABIS TAX DOLLARS AT WORK
\$1,387,680

CITY COUNCIL
Mayor Janet Jernigan
Vicki Mayor Ellen Campbell
Councilmember Tona Best
Councilmember Jamie McCorkle
Councilmember Jikine Pogue
Councilmember Henry Longoria
Councilmember Zachary Longoria
City Manager Patrick Martinez

For More Information
Call (760) 328-5700
or
www.cityofneedles.com

4. PHASE IV-B



4. PHASE IV-B



4. PHASE IV-B



6. COME N GO GAS STATION



8. NEEDLES PRIDE



8. NEEDLES PRIDE



9. LEADERSHIP SUMMIT



11. SPAY AND NEUTER CLINIC



12. EASTER EGG HUNT



12. CAR SHOW CHILI COOK-OFF



12. CHILI COOK-OFF



13. SBCSD CAPTAIN RETIREMENT



14. DANCE TRAX

Dance Trax 51

PRESENTS



"A Night At The Movies"

WITH

Needles Recreation Center

Saturday May 3, 2025
2:00 pm & 6:00 pm



Needles High School Auditorium

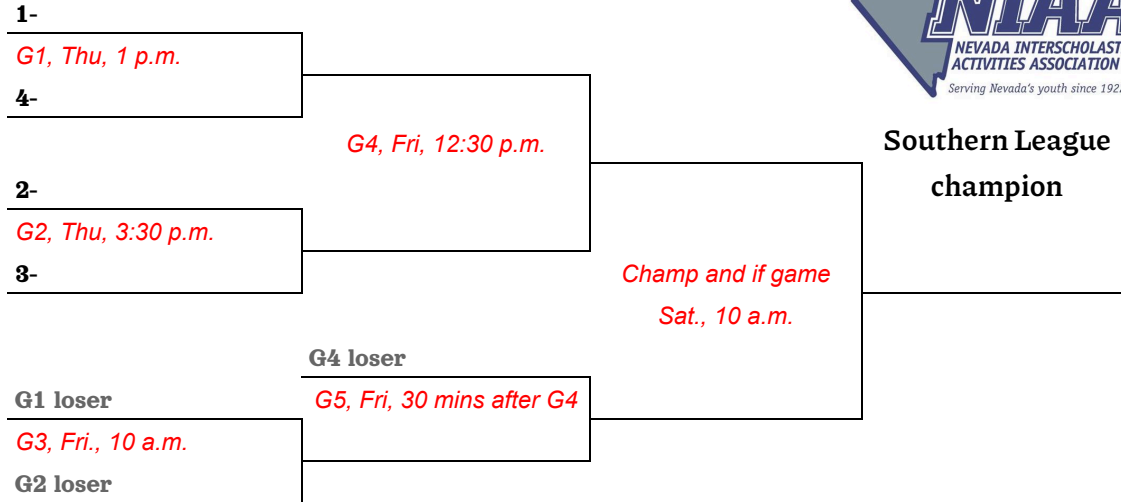
\$8 pre-sale ⇄ \$10 at door

15. NUSD

2025 Nevada Interscholastic Activities Association Class 2A Southern League Baseball Playoffs

(May 8-10, 2025)

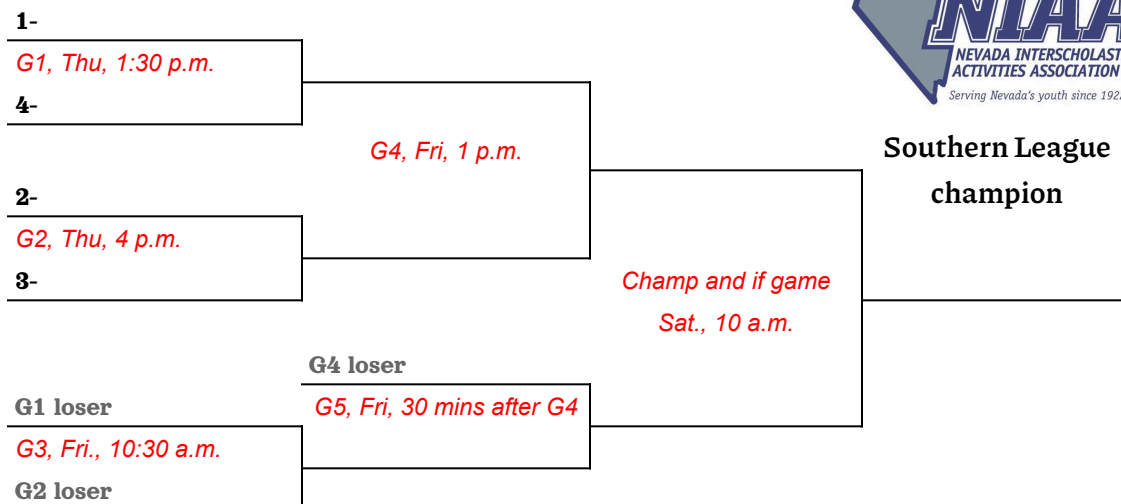
at Laughlin High School



2025 Nevada Interscholastic Activities Association Class 2A Southern League Softball Playoffs

(May 8-10, 2025)

at Laughlin High School



16. COMMUNITY CALENDAR

April 2025

Sunday	Monday	Tuesday	Wednesday	Thursday	Friday	Saturday
		1  BOARD OF PUBLIC UTILITIES 4 PM	2 PLANNING COMMISSION 4 PM	3	4 47th ANNUAL COLORADO RIVER ROUND UP	5 
6 	7	8  WELL 11 TREATMENT PLANT 9AM WOMEN'S CLUB LUNCH CITY COUNCIL 6 PM	9	10  2ND ANNUAL NEEDLES ART IN THE PARK APRIL 10TH - 12TH, 2025 CRAFT SHOW APRIL 12TH, 2025 EL GARCES 950 FRONT STREET NEEDLES, CA	11	12  PALO VERDE COLLEGE NEEDLES CENTER SCHOLARSHIP 5K COLOR RUN & WALK
13	14	15 BOARD OF PUBLIC UTILITIES 4 PM	16  CITY COUNCIL TRAINING & GOVERNANCE SESSION 4-7PM EL GARCES	17  GOOD MORNING NEEDLES CHAMBER OF COMMERCE & VISITOR CENTER BREAKFAST 9-11 AM EL GARCES 950 FRONT ST., STE A 9-11 CEMETERY COMM. - 3 PM	18	19  EASTER EGG HUNT FACE PAINTING & PHOTOS WITH EASTER BUNNY JACK SMITH PARK 9:30 AM 1ST ANNUAL WORLD FAMOUS CHILI COOKOFF SANTA FE PARK 10AM
20	21 PARKS & RECREATION 4 PM	22 CITY COUNCIL 6 PM	23 HOUSING COMMISSION 4 PM	24  SPRING SPAY/NEUTER CLINIC THE NEEDLES ANIMAL SHELTER IS SPONSORING A SPAY/NEUTER CLINIC FOR NEEDLES RESIDENTS. PET OWNER PAYS DEPOSIT AND NEEDLES ANIMAL SHELTER PAYS REMAINING COST MUST FILL OUT APPLICATION AND PROVIDE PROOF OF RESIDENCY SERVICES PROVIDED BY ANGEL'S TOUCH MOBILE VETERINARY CLINIC ELIZABETHA BEEK'S DVM NEEDLES ANIMAL SHELTER 202 FULFORD DRIVE NEEDLES, CA 92361 760-326-4831 BY APPOINTMENT ONLY APPLICATIONS AVAILABLE AT SHELTER LIMITED AVAILABILITY DOGS MUST HAVE VALID RABBIT AND CIVIC TAGS	25 APRIL 21 - 27	26
27 ROUTE 66 BIKE WEEK	28	29	30	OTHER EVENTS IN APRIL		

May 2025

Sunday	Monday	Tuesday	Wednesday	Thursday	Friday	Saturday
				1	2	3
4	5	6 BOARD OF PUBLIC UTILITIES 4 PM	7 PLANNING COMMISSION 4 PM	8	9	10
11	12	13 WOMEN'S CLUB LUNCH CITY COUNCIL 6 PM	14 	15 GOOD MORNING NEEDLES CHAMBER OF COMMERCE & VISITOR CENTER BREAKFAST 9-11AM EL GARCES 950 FRONT ST., STE A 9-11	16	17 Rabies and Licensing Clinic Needles Animal Shelter 1662 Flip Mendez Pkwy Needles, CA 92363 May 17th 9:30-12:30 CASH ONLY
18	19 PARKS & RECREATION 4 PM	20 BOARD OF PUBLIC UTILITIES 4 PM	21	22	23	24
25	26	27 CITY COUNCIL 6 PM	28 HOUSING COMMISSION 4 PM	29	30	31

June 2025

Sunday	Monday	Tuesday	Wednesday	Thursday	Friday	Saturday
1	2	3 BOARD OF PUBLIC UTILITIES 4 PM	4 PLANNING COMMISSION 4 PM	5	6	7
8	9	10 WOMEN'S CLUB LUNCH CITY COUNCIL 6 PM	11	12	13	14
15	16 PARKS & RECREATION 4 PM	17 BOARD OF PUBLIC UTILITIES 4 PM	18	19 GOOD MORNING NEEDLES CHAMBER OF COMMERCE & VISITOR CENTER BREAKFAST 9-11AM EL GARCES 950 FRONT ST., STE A 9-11	20	21
22	23	24 CITY COUNCIL 6 PM	25 HOUSING COMMISSION 4 PM	26	27	28
29	30	1	2	3	4	5