



BOARD OF DIRECTORS REGULAR MEETING AGENDA

Monday, August 15, 2022 at 3:00 PM

Via Teleconference – No Live Attendance

NOTICE IS HEREBY GIVEN MISSION SPRINGS WATER DISTRICT BOARD MEETINGS WILL BE CONDUCTED PURSUANT TO THE GOVERNOR'S EXECUTIVE ORDER N-29-20 AND CALIFORNIA'S ASSEMBLY BILL 361 IN AN EFFORT TO PROTECT THE PUBLIC HEALTH AND PREVENT THE SPREAD OF COVID-19 (CORONAVIRUS). THE PUBLIC MAY ATTEND AND PARTICIPATE TELEPHONICALLY AS THERE WILL BE NO PUBLIC LOCATION FOR ATTENDING IN PERSON. THE AUDIO/VIDEO RECORDING OF THESE MEETINGS MAY BE POSTED TO THE MSWD WEBPAGE FOLLOWING THE MEETING.

THE PUBLIC MAY SUBMIT ANY COMMENTS ADDRESSING ITEMS BELOW BY EMAILING DPETEE@MSWD.ORG PRIOR TO THE START OF THE MEETING OR GIVE REAL TIME COMMENTS BY ATTENDING THE MEETING VIRTUALLY OR TELEPHONICALLY.

JOIN ZOOM MEETING:

<https://us02web.zoom.us/j/8220655340?from=addon>

DIAL BY PHONE:

+1 (408) 638-0968

Meeting ID: 822 065 5340

ACTION MAY BE TAKEN ON ANY ITEM LISTED ON THIS AGENDA

1. CALL TO ORDER
2. PLEDGE OF ALLEGIANCE
3. ROLL CALL
4. RULES OF PROCEDURE
5. PUBLIC INPUT

*This is the opportunity for members of the public to address the Board on matters within the Board's jurisdiction. **Please limit comments to three (3) minutes or less.** State law prohibits the Board from discussing or taking action on any item not listed on the agenda.*

EMPLOYEE RECOGNITION

6. HUMAN RESOURCES REPORT

ACTION ITEMS

- 7. RESOLUTION 2022-22- A RESOLUTION OF THE BOARD OF DIRECTORS OF THE MISSION SPRINGS WATER DISTRICT PROCLAIMING A LOCAL EMERGENCY PERSISTS, RE-RATIFYING THE PROCLAMATION OF A STATE OF EMERGENCY BY EXECUTIVE ORDER N-09-21, AND RE-AUTHORIZING REMOTE TELECONFERENCE MEETINGS OF THE LEGISLATIVE BODIES OF THE MISSION SPRINGS WATER DISTRICT FOR THE PERIOD AUGUST 23, 2022 – SEPTEMBER 21, 2022, PURSUANT TO PROVISIONS OF THE RALPH M. BROWN ACT**

It is recommended to approve Resolution 2022-22, continuing teleconferencing meetings for the period of August 23, 2022 - September 21, 2022.

- 8. PUBLIC HEARING - REPORT ON PUBLIC HEALTH GOALS**

It is recommended to conduct a Public Hearing to receive public comment on the Public Health Report, then receive and file the report.

- 9. FOURTH AMENDMENT TO PUBLIC WATER SYSTEM IMPROVEMENT AND WATER SERVICE CONNECTION FEE CREDIT/REIMBURSEMENT AGREEMENT BETWEEN SKYBORNE VENTURES, LLC, AND MISSION SPRINGS WATER DISTRICT**

It is recommended to authorize the General Manager to execute the Fourth Amendment to Public Water System Improvement and Water Service Connection Fee Credit/Reimbursement Agreement between Skyborne Ventures, LLC, and Mission Springs Water District and file with the Official Records of Riverside County.

- 10. PROCESS TO FILL BOARD VACANCY**

It is recommended to direct staff to notify the County Elections Official of a Board vacancy and to post notice of the vacancy inviting applicants to apply to fill the vacancy, with interviews to be conducted and appointment to be made to fill the Board vacancy on or after the September Board meeting.

- 11. SECOND AMENDMENT TO GENERAL MANAGER/CHIEF ENGINEER EMPLOYMENT AGREEMENT**

If so desired, approve the General Manager/Chief Engineers' employment agreement.

DISCUSSION ITEMS

- 12. MSWD REGIONAL WATER RECLAMATION FACILITY UPDATE**

- 13. CRITICAL SERVICES CENTER AND ADMINISTRATION BUILDING UPDATE**

CONSENT AGENDA

Consent agenda items are expected to be routine and non-controversial, to be acted upon by the Board at one time, without discussion. If a member would like an item to be handled separately, it will be removed from the Consent Agenda for separate action.

- 14. APPROVAL OF MINUTES**

It is recommended to approve the minutes as follows:

July 14, 2022 - Study Session
July 18, 2022 - Board Meeting

15. REGISTER OF DEMANDS

The register of demands totaling \$3,471,660.68

REPORTS

16. DIRECTOR'S REPORTS

17. GENERAL MANAGER'S REPORT

Included with the General Managers Report is the following oral report:

- Public Affairs Update

PRESENTATIONS

18. RECOGNITION OF OUTGOING BOARD MEMBER RANDY DUNCAN

COMMENTS

19. DISTRICT COUNSEL COMMENTS

20. DIRECTOR COMMENTS

CLOSED SESSION

21. ANNUAL PUBLIC EMPLOYEE PERFORMANCE EVALUATION

Pursuant to Government Code Section 54957

Title of Position: General Manager

22. CONFERENCE WITH LABOR NEGOTIATORS

Pursuant to Government Code Section (§54957.6)

Agency designated representatives: President Russ Martin or his designee

Unrepresented employee: General Manager

23. CONFERENCE WITH LEGAL COUNSEL - ANTICIPATED LITIGATION

Potential initiation of litigation

Pursuant to Government Code 54956.9(d)(4) (one potential case)

24. REPORT ON ACTION TAKEN DURING CLOSED SESSION

25. ADJOURN

If you need special assistance to participate in this meeting, please contact the Executive Assistant at (760) 660-4403 at least 48 working hours prior to the meeting.

ANY DISCLOSABLE PUBLIC RECORDS RELATED TO AN OPEN SESSION ITEM ON A REGULAR MEETING AGENDA AND DISTRIBUTED BY MISSION SPRINGS WATER DISTRICT TO ALL OR A MAJORITY OF THE BOARD OF DIRECTORS LESS THAN 72 HOURS PRIOR TO THAT MEETING ARE AVAILABLE FOR PUBLIC INSPECTION AT THE DISTRICT OFFICE, 66575 SECOND STREET, DESERT HOT SPRINGS, CALIFORNIA DURING NORMAL BUSINESS HOURS AND MAY ALSO BE AVAILABLE ON THE DISTRICT'S WEBSITE AT <https://www.mswd.org/board.aspx>. NOTE: THE PROCEEDINGS MAY BE AUDIO AND VIDEO RECORDED.

CERTIFICATION OF POSTING

I certify that on or before August 12, 2022, a copy of the foregoing notice was posted near the regular meeting place of the Board of Directors of Mission Springs Water District at least 72 hours in advance of the meeting (Government Code Section 54954.2).



Arden Wallum
Secretary of the Board of Directors

AGENDA STAFF REPORT

MEETING NAME: REGULAR BOARD MEETINGS

MEETING DATE(S): AUGUST 11 & 15, 2022

FROM: ORIANA HOFFERT-HUMAN
RESOURCES MANAGER



HUMAN RESOURCES REPORT

PERSONNEL ACTIVITY FOR THE PERIOD JULY 1-31, 2022

NEW HIRES

Jacob Mosqueda Wastewater Treatment Plant Operator I

ANNIVERSARIES

Claudia Lopez	Accounting Technician	2 Years
Greg Chapman	Wastewater Treatment Operator II	16 Years
Arden Wallum	General Manager	17 Years
Lee Boyer	Chief Plant Operator	22 Years

PROMOTION

None

CERTIFICATIONS/EDUCATIONAL ACCOMPLISHMENTS

Alex Serrano Water Treatment Operator Grade T2
(Water Production Operator I)

AGENDA STAFF REPORT

MEETING NAME: REGULAR BOARD MEETING(S)
 MEETING DATE(S): AUGUST 11 & 15, 2022
 FROM: LEGAL COUNSEL



FOR: ACTION X DIRECTION INFORMATION

RESOLUTION 2022-22

A RESOLUTION OF THE BOARD OF DIRECTORS OF THE MISSION SPRINGS WATER DISTRICT PROCLAIMING A LOCAL EMERGENCY PERSISTS, RE-RATIFYING THE PROCLAMATION OF A STATE OF EMERGENCY BY EXECUTIVE ORDER N-09-21, AND RE-AUTHORIZING REMOTE TELECONFERENCE MEETINGS OF THE LEGISLATIVE BODIES OF THE MISSION SPRINGS WATER DISTRICT FOR THE PERIOD OF AUGUST 23, 2022 THROUGH SEPTEMBER 21, 2022, PURSUANT TO PROVISIONS OF THE RALPH M. BROWN ACT

STAFF RECOMMENDATION

It is recommended to approve Resolution 2022-22, continuing abbreviated teleconferencing procedures for meetings of legislative bodies of the District, on a month to month basis, for the period of August 23, 2022 through September 21, 2022.

SUMMARY

AB 361 was signed by the Governor on September 16, 2021. The primary purpose of California Assembly Bill 361 (Rivas) is to allow California public agencies to continue holding public meetings remotely, using abbreviated teleconferencing procedures, during the COVID-19 state of emergency. Since the enactment of Governor Gavin Newsom's Executive Order N-29-20, local legislative bodies in California have been able to hold public meetings by "teleconference" (a term which includes videoconferencing) without complying with all the following Brown Act requirements for teleconference meetings such as:

- Each teleconference location from which a member will be participating in a public meeting or proceeding be identified in the notice and agenda of the public meeting or proceeding.
- Each teleconference location be accessible to the public.
- Members of the public may address the legislative body at each teleconference conference location.
- Agendas posted at all teleconference locations.
- At least one member of the legislative body be physically present at the location specified in the notice of the meeting. (Gov't Code section 54953.)

Since the enactment of Executive Order N-29-20, local legislative bodies were able to continue the public's business while safeguarding members of the local body and the public from exposure to COVID-19. Governor Newsom issued Executive Order N-08-21, which, among other things, rescinded Executive Order N-29-20 and set a date of October 1, 2021, for public agencies to transition back to public meetings held in full compliance with the Brown Act.

As you are aware, the State of California has recently been lifting many COVID related restrictions. Recently posted on the California Department of Public Health's (CDPH) website is the following:

- Effective March 1, 2022, the requirement that unvaccinated individuals mask in indoor public settings will move to a strong recommendation that all persons, regardless of vaccine status, continue indoor masking.

Please upload all pertinent attachments using the Municode Meetings ADD ITEM function.

- Universal masking shall remain required in specified high-risk settings.

<https://www.cdph.ca.gov/Programs/CID/DCDC/Pages/COVID-19/guidance-for-face-coverings.aspx>

The current masking requirements in California are:

Masks are required for all individuals in the following indoor settings, regardless of vaccination status.

- Emergency shelters and cooling and heating centers
- Healthcare settings
- State and local correctional facilities and detention centers
- Long Term Care Settings & Adult and Senior Care Facilities

Impact on AB 361-- Brown Act--Abbreviated Teleconferencing Procedures

As you may recall, the primary purpose of California Assembly Bill 361 was to allow for California public agencies to continue holding public meetings remotely, using abbreviated teleconferencing procedures, during the COVID-19 state of emergency. **At this time, California remains in a COVID-19 state of emergency.** CDPH's updated guidance does not directly impact the ability of agencies to hold public meetings via abbreviated teleconferencing procedures pursuant to AB 361. AB 361 allows California agencies to hold meetings under the relaxed teleconference rules when the Governor has declared a State of Emergency, and either:

- a. State or local officials recommend or impose social distancing measures, or
- b. The agency finds that meeting in person would threaten the safety of meeting attendees.

Given the foregoing, public agencies may elect to continue to adopt the monthly resolutions to allow remote teleconference meetings using abbreviated teleconferencing procedures.

FISCAL IMPACT AND STRATEGIC PLAN IMPLEMENTATION

None

ATTACHMENTS

Resolution 2022-22

RESOLUTION NO. 2022-22**A RESOLUTION OF THE BOARD OF DIRECTORS OF MISSION SPRINGS WATER DISTRICT PROCLAIMING A LOCAL EMERGENCY PERSISTS, RE-RATIFYING THE PROCLAMATION OF A STATE OF EMERGENCY BY EXECUTIVE ORDER N-09-21, AND RE-AUTHORIZING REMOTE TELECONFERENCE MEETINGS OF THE LEGISLATIVE BODIES OF THE MISSION SPRINGS WATER DISTRICT FOR THE PERIOD AUGUST 23, 2022 – SEPTEMBER 21, 2022, PURSUANT TO PROVISIONS OF THE RALPH M. BROWN ACT**

WHEREAS, the Mission Springs Water District (the “District”) is committed to preserving and nurturing public access and participation in meetings of the Board of Directors; and

WHEREAS, all meetings of the District’s legislative bodies are open and public, as required by the Ralph M. Brown Act (Cal. Gov. Code §§ 54950 – 54963) (the “Brown Act”), so that any member of the public may attend, participate, and watch the District’s legislative bodies conduct their business; and

WHEREAS, the Brown Act, Government Code section 54953(e), makes provisions for remote teleconferencing participation in meetings by members of a legislative body, without compliance with the requirements of Government Code section 54953(b)(3), subject to the existence of certain conditions; and

WHEREAS, a required condition is that a state of emergency is declared by the Governor pursuant to Government Code section 8625, proclaiming the existence of conditions of disaster or of extreme peril to the safety of persons and property within the state caused by conditions as described in Government Code section 8558; and

WHEREAS, a proclamation is made when there is an actual incident, threat of disaster, or extreme peril to the safety of persons and property within the jurisdictions that are within the District’s boundaries, caused by natural, technological, or human-caused disasters; and

WHEREAS, it is further required that state or local officials have imposed or recommended measures to promote social distancing, or, the legislative body meeting in person would present imminent risks to the health and safety of attendees; and

WHEREAS, the Board of Directors previously adopted Resolution No. 2022-18 on July 18, 2022, finding that the requisite conditions exist for the legislative bodies of the District to conduct remote teleconference meetings without compliance with Government Code section 54953(b)(3); and

WHEREAS, as a condition of extending the use of the provisions found in Government Code section 54953(e), the Board of Directors must reconsider the circumstances of the state of emergency that exists in the District, and the Board of Directors has done so; and

WHEREAS, emergency conditions persist in the District, specifically, on March 4, 2020, the Governor of the State of California proclaimed a State of Emergency to exist in California as a result of the threat of COVID-19; despite sustained efforts the virus continues to spread and is impacting nearly all sectors of California; and

WHEREAS, on February 28, 2022, the California Department of Public Health website was updated and strongly recommends that all persons, regardless of vaccine status, continue indoor masking; and

WHEREAS, given the continued heightened risks of the predominant variant of COVID-19 in the community, holding meetings with all members of the legislative body, staff, and the public in attendance in person in a shared indoor meeting space would pose an unnecessary and immediate risk to the attendees; and

WHEREAS, the Board of Directors does hereby find that the ongoing risk posed by the highly transmissible COVID-19 virus will continue to cause conditions of peril to the safety of persons within the District which are likely to be beyond the control of services, personnel, equipment, and facilities of the District, and the Board of Directors desires to proclaim a local emergency and ratify the proclamation of a state of emergency by the Governor of the State of California; and

WHEREAS, as a consequence of the local emergency persisting, the Board of Directors does hereby find that the legislative bodies of the District shall continue to conduct their meetings without compliance with Government Code section 54953(b)(3), as authorized by Government Code section 54953(e), and that such legislative bodies shall continue to comply with the requirements to provide the public with access to the meetings as prescribed in Government Code section 54953(e)(2); and

WHEREAS, all meeting agendas stating meeting dates, times and the manner in which the public may attend and offer public comment by call-in option or internet-based service option shall be posted, at a minimum, on the District's website and at the District's main office.

NOW, THEREFORE, THE BOARD OF DIRECTORS OF THE MISSION SPRINGS WATER DISTRICT DOES HEREBY RESOLVE AS FOLLOWS:

Section 1. Recitals.

The recitals set forth above are true and correct and are incorporated into this Resolution by this reference.

Section 2. Affirmation that Local Emergency Persists.

The Board of Directors hereby considers the conditions of the state of emergency in the District and proclaims that a local emergency persists throughout the District, and the ongoing risk posed by the highly transmissible COVID-19 virus has caused, and will continue to cause, conditions of peril to the safety of persons within the District; furthermore, the guidance of Riverside County Public Health recommends physical distancing and face coverings.

Section 3. Re-ratification of Governor's Proclamation of a State of Emergency.

The Board hereby ratifies the Governor of the State of California's Proclamation of State of Emergency, effective as of its issuance date of March 4, 2020.

Section 4. Remote Teleconference Meetings.

The President of the Board of Directors, the District’s General Manager, and legislative bodies of the District are hereby authorized and directed to take all actions necessary to carry out the intent and purpose of this Resolution including conducting open and public meetings in accordance with Government Code section 54953(e) and other applicable provisions of the Brown Act.

Section 5. Effective Date.

This Resolution shall take effect immediately upon its adoption and shall be effective until the earlier of (i) September 21, 2022, or such time the Board of Directors adopts a subsequent resolution in accordance with Government Code section 54953(e)(3) to extend the time during which the legislative bodies of the District may continue to teleconference without compliance with Government Code section 54953(b)(3).

Section 6. Certification.

The Secretary of the Board of Directors shall certify as to the adoption of this Resolution and shall cause the same to be processed in the manner required by law.

PASSED, ADOPTED, AND APPROVED, this ____ day of August 2022, by the following vote:

- AYES:
- NOES:
- ABSENT:
- ABSTAIN:

Russ Martin
 President of Mission Springs Water District
 and its Board of Directors

ATTEST:

Arden Wallum
 Secretary of Mission Springs Water District
 and its Board of Directors

AGENDA STAFF REPORT

MEETING NAME: REGULAR BOARD MEETING

MEETING DATE(S): August 18 & 22, 2022

FROM: BRIAN MACY – ASSISTANT GENERAL MANAGER

FOR: ACTION _____ DIRECTION _____ INFORMATION X



PUBLIC HEARING – REPORT ON PUBLIC HEALTH GOALS

STAFF RECOMMENDATION

It is recommended that the Board receive and file the report.

SUMMARY

Per the California Health and Safety Code – §116470(b), starting on or before July 1, 1998, and every three (3) years thereafter, public water systems serving more than 10,000 service connections that detect one or more contaminants in drinking water that exceed the applicable public health goal (PHG) shall prepare a brief written report in that does each of the following:

- Identifies each contaminant detected in drinking water that exceeds a PHG;
- Disclose the public health risk category;
- Describes the best available technology to remove the contaminants or reduce the concentration of the contaminants;
- Estimates the aggregate cost and the cost per customer of utilizing the best available technology;
- Briefly describes what action, if any a local water purveyor intends to take to reduce the concentration of the contaminant into drinking water supplies.

In accordance with requirements of California Health and Safety Code (California Safe Drinking Water Act of 1996, SB 1307), a public hearing must be held. The purpose of this public hearing is to allow the Board to accept and respond to public comments on the report. The public hearing notice was published in the Desert Sun on July 29, and August 5th, 2022.

ANALYSIS

This report is for calendar years 2019, 2020, and 2021. PHG's are non-enforceable goals established by the California Environmental Protection Agency (EPA) and the Office of Environmental Health Hazard Assessment (OEHHA). The attached report compares the District's three (3) public water systems water quality with PHG's and Maximum Contaminant Level (MCL). The District's water system complies with all health-based drinking water standards and MCL's required by the Division of Drinking Water and the USEPA. During this reporting period (2019-2021), the District analysed 34 different constituents which equated to approximately 273 samples being tested by State certified analytical laboratory. Out of the 34 constituents, there were three (3) constituents found at levels that exceeded the PHG, but were below the MCL for drinking water standards. The following is a breakdown of the constituents found:

Constituent	PHG	MCL	MSWD levels
Arsenic	0.004 ug/L	10 ug/L	Non-Detect – 2.6 ug/L
Uranium	0.43 pCi/L	20 pCi/L	Non-Detect – 13 pCi/L
Fluoride	1 mg/L	2 mg/L	0.45 – 1.20 mg/L

FISCAL IMPACT AND STRATEGIC PLAN IMPLEMENTATION

There are no fiscal impacts to the District based on the report recommendations.

ATTACHMENTS

- Mission Springs Water District Report on System Water Quality Relative to Public Health Goals
- 2021 MSWD Water Quality Report (Consumer Confidence Report)
- Excerpt from California Health & Safety Code: Section 116470(b)
- ACWA April 2022 Suggested Guidelines for Preparation of Required Reports on PUBLIC HEALTH GOALS (PHGs) to satisfy requirements of California Health and Safety Code Section 116470(b)
- Health Risk Information for Public Health Goal Exceedance Reports



MISSION SPRINGS WATER DISTRICT REPORT ON SYSTEM WATER QUALITY RELATIVE TO PUBLIC HEALTH GOALS

January 2019 to December 2021

Background

Provisions of the California Health and Safety Code (HSC §116470(b)) specify that public water systems with greater than 10,000 service connections prepare a special report every three years if their water quality measurements exceed any Public Health Goals (PHG). The purpose of this report is to provide consumer access to information regarding the levels of various contaminants, even if they are below enforceable mandatory maximum contaminant levels (MCLs), and to provide an estimate of cost to either reduce the constituent level or eliminate any trace of it from drinking water, regardless of how minimal the risk might be.

This report is for calendar years 2019, 2020, and 2021. PHGs are non-enforceable goals established by the California Environmental Protection Agency (EPA) Office of Environment Health Hazard Assessment (OEHHA). The law also requires that where OEHHA has not adopted a PHG for a constituent, the water suppliers are to use the Maximum Contaminant Level Goals (MCLG) adopted by the U.S. Environmental Protection Agency (USEPA). Only constituents which have a California primary drinking water standard and for which either a PHG or MCLG has been set are to be addressed.

If a constituent was detected in the Mission Springs Water District's (MSWD or District) water supply between 2019 and 2021 at a level exceeding an applicable PHG or MCLG, this report provides the information required by the law. Included is the numerical public health risk (if applicable) associated with the MCL and the PHG or MCLG, the category or type of risk to health that could be associated with each constituent, the best treatment technology available that could be used to eliminate or reduce the constituent level, and an estimate of the cost to install that treatment if it is appropriate and feasible.

What are PHGs/MCLs/MCLGs

Public health goals are based solely on public health risk assessments and are generally lower than the enforceable maximum contaminant levels of the primary drinking water standards. MCLs, which are established at very conservative levels, provide protection and are the regulatory definition of what is considered "safe".

PHGs for non-carcinogenic chemicals in drinking water are set at a concentration "at which no known or anticipated adverse health effects will occur, with an adequate margin

for safety.” For carcinogens, PHGs are set at a concentration that “does not pose a significant risk of cancer.” This is usually a one-in-a-million excess cancer risk for a lifetime of exposure. MCLGs, like PHGs, are strictly health-based and include a margin of safety. One difference, however, is that the MCLGs for carcinogens are set at zero because the USEPA assumes there is no absolute safe level of exposure.

None of the practical risk-management factors that are considered in establishing MCLs are considered in establishing PHGs/MCLGs. MCLs include analytical detection capability, availability, or treatment technology, benefits, and costs.

PHGs/MCLGs are not enforceable and are not required to be met by any public water system. In addition to cost and technological feasibility, PHGs/MCLGs may provide a basis for revising MCLs.

Health Risk Categories

Health Risk Assessments are categorized for various PHG/MCLGs. Health risks are based on long-term exposure to low levels of contaminants as would occur with drinking water, as opposed to high doses from a single or short-term exposure. These are the first or most sensitive adverse effects that occur when chemical exposure reaches a sufficient level and duration to produce toxicity. Basing health goals to protect against high dose/short term exposure also protects against risks that would occur from short-term exposure.

Numerical Public Health Risks have been assigned to carcinogenic health risk categories, whereas the cancer risk is stated in terms of excess cancer cases per million (or fewer) population. No numerical Public Health Risk has been calculated for chemicals considered non-carcinogenic.

Various Health Risk categories and specific health outcome are as follows:

- Acute Toxicity – adverse health effects that develop after a short-term exposure to a chemical. Exposure may last only minutes or occur over a few days.
- Carcinogenic – capable of producing cancer.
- Chronic Toxicity – adverse effects that usually develop gradually from low levels of chemical exposure where exposure may occur from months to years.
- Development Toxicity – adverse effects on the developing organism that may result from exposure prior to conception, during prenatal development, or postnatal to the time of sexual maturation. Adverse development effects may be detected at any point in the life span of the organism. Most developmental toxicity is manifestation by:
 - Death of developing organism
 - Structural abnormality (birth defects)
 - Altered growth
 - Functional deficiency

- Neurotoxic – capable of destroying or adversely affecting the nervous system or interfering with nerve signal transmission. Effects may be reversible (for example, effects on chemicals that carry nerve signals across gaps between nerve cells) or irreversible (destruction of nerve cells).
- Reproductive effects – the occurrence of adverse effects on the reproductive system of females or males that may result from exposure to environmental agents. The toxicity may cause changes to the female or male reproductive organs, the regulating endocrine system, or pregnancy outcomes. Examples of such toxicity may include adverse effects on onsets of puberty, egg production and transport, menstrual cycle normality, sexual behavior such as sexual urge, and lowered fertility, sperm production, length of pregnancy and milk production.

Water Quality Data Considered

All water quality data collected within the District's three public water systems between January 1, 2019, and December 31, 2021, have been considered for the purpose of determining compliance with the primary drinking water standards. Data from 2019 through 2021 is summarized in our Consumer Confidence Report (CCR) and distributed to our customers on or before July 1, each year.

Best Available Treatment Technology & Cost Estimates

Both the USEPA and State Water Resources Control Board (SWRCB) adopt what are known as BATs or Best Available Technologies. BATs are the best-known methods to achieve compliance with MCLs for drinking water standards. Costs of these BATs are difficult to predict. Some approved analytical methods may not be able to verify that levels have indeed been reduced beyond the method detection limit. However, since many PHGs and all MCLGs are set much lower than MCL, it is not always possible nor feasible to determine what treatment is needed to further reduce a constituent downward to or near the PHG or MCLG. In some cases, installing treatment to try and further reduce very low levels of one constituent may have adverse effects on other aspects of water quality.

Constituents Detected that Exceed a PHG or MCLG

The following constituents were detected in one or more of our drinking water sources at levels above the PHG or MCLG.

➤ **Arsenic**

Arsenic is a chemical element that is prevalent in the earth's crust, though its levels can vary depending on the region and the medium such as air, water, or soil. People are exposed to elevated levels of inorganic arsenic through contaminated drinking water. OEHHA has established the PHG for Arsenic at 0.004 ug/L. The MCL for drinking water standards is set at 10 ug/L. Arsenic has a health risk

category of carcinogen, and it can be found to affect the skin, bladder, or lungs. Health risk categories are based on experimental animal testing data evaluated by the USEPA.

Between 2019 and 2021, MSWD monitored 13 active water wells within the District's three public water systems. Out of the 13 sites sampled, two sites exceeded the PHG for arsenic but were below the MCL for drinking water standards. Analysis on our samples indicated arsenic levels ranging from non-detectable to 2.6 ug/L.

➤ **Uranium**

Uranium is a silvery white metallic radioactive element that is present, to some degree, in almost everything in our environment. It occurs naturally in granites and other mineral deposits, and it generally finds its way into water by leaching from these natural deposits. OEHHA has established the PHG for uranium at 0.43 pCi/L (pico curies per liter). The MCL for drinking water standards for uranium is 20 pCi/L. Uranium has a health risk category of Carcinogen and it usually effects the kidneys.

Between 2019 and 2021, MSWD monitored 13 active water wells within the Districts three public water systems. Out of the 13 sites sampled, 12 sites exceeded the PHG for uranium but were below the MCL for drinking water standards. Analysis on our samples indicated uranium levels ranging from non-detectable to 13 pCi/L.

➤ **Fluoride**

Fluoride is a common element that is widely distributed in the earth's crust. Traces of fluorides are present in many waters, with higher concentrations often associated with groundwater. OEHHA has established the PHG for fluoride at 1 mg/L. The MCL for drinking water standards for fluoride is 2 mg/L. Fluoride has a health risk category of musculoskeletal toxicity (causes tooth mottling).

Between January 2019 and December 2021, MSWD monitored 13 active water wells within the District's three public water systems. Out of the 13 sites samples, two sites were found to be exceeding the PHG for fluoride but were below the MCL for drinking water standards. Analysis on our samples indicated fluoride levels ranging from 0.45 to 1.20 mg/L.

Contaminant Removal

MSWD continues to remain in compliance and deliver safe award-winning drinking water to our customers. To protect our water supply and continue to deliver safe drinking water, it may be necessary to reduce or remove contaminants.

MSWD has evaluated the BATs to remove or reduce contaminant levels of arsenic, fluoride, and uranium. Each of these contaminants can be removed or reduced by using the Ion Exchange (IX) technology. IX is an accepted and proven method for removal of many contaminants, and once installed at well sites, it can remove several other contaminants, including those that pose no risk at all.

Initial estimated design and construction costs associated with installation of IX systems is approximately \$2 Million to \$2.5 Million per water source, with an average annual operations and maintenance cost of \$33,300 (\$1.13/1,000 gal. treated) per site, per year. The three constituents mentioned above are frequently occurring contaminants found naturally in the ground, and if the District were to remove or reduce these contaminants throughout the system, the estimated cost would be approximately \$32.5 Million for initial design and construction with an estimated on-going annual operations and maintenance cost of \$433,000 per year. To meet these construction expenses, the District would need to collect approximately \$2,500 per service connection within the District's water systems.

Recommendation for Further Action

Mission Springs Water District continues to meet all State and Federal Drinking Water Standards set to protect public health.

To further reduce the levels of constituents identified in this report that are already significantly below the maximum contaminant levels would require additional treatment processes with a considerable cost consideration. As the effectiveness of additional treatment processes is uncertain, and the health protection benefits of any reduction are not completely clear nor quantifiable, the addition of treatment processes at this time are not justified. Therefore, no action is proposed at this time. MSWD will re-evaluate the need for additional treatment processes as needed, as well as being responsive to any required changes made to the State and or Federal Drinking Water Standards.

2021


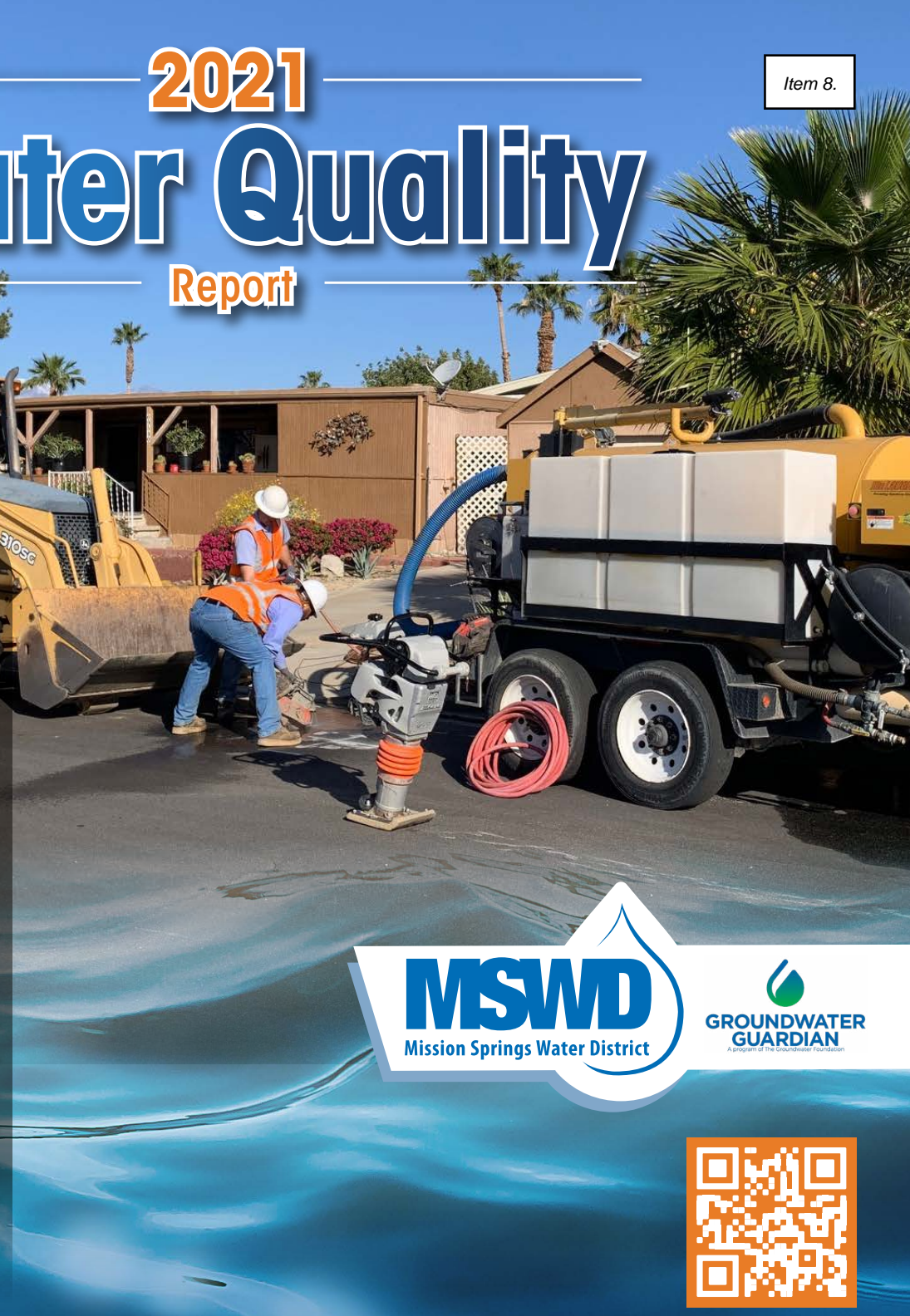
Water Quality

Report

IN THIS ISSUE

PUBLISHED IN JULY 2022

- Evolving to Enhance Water Quality Today and into the Future **2**
- Get WaterSmart with Our New Customer Portal **3**
- Investing in Water Supply Reliability **4**
- Groundwater Is Out of Sight, But on Our Mind **5**
- Protect Your Pipes **5**
- Partnerships Set the Stage for a Stable Water Future **6**
- Supporting Drought and Supply Resiliency **6**
- Managing Groundwater Together **6**
- Teaming Up To Conserve **7**
- Don't Flush Money Down the Drain **7**
- What is in My Drinking Water? **8**
- Drinking Water Assessment **8**
- About Your Drinking Water Quality **8**
- Financial Assistance is Available **12**



KNOW YOUR WATER

Scan the code for information on how to read this report.

Mission Springs Water District is committed to providing detailed information about your drinking water quality. This annual report includes helpful information about where your drinking water comes from and how we make it safe for use, the constituents found in your drinking water, and how the water quality compares with regulatory standards. We are pleased to report that in 2021, water quality across the district met or exceeded all federal and state drinking water standards. We remain dedicated to providing a reliable supply of high-quality drinking water for a reasonable cost.

For more information or questions regarding this report, please contact Marion Champion at **760-329-6448, ext. 145**, or by email at mchampion@mswd.org.



BUILDING FOR THE FUTURE Through Planning And Purposeful Decision Making

Item 8.

Letter from the General Manager

As a public agency tasked with serving our community's water and wastewater needs, it is vital that Mission Springs Water District looks ahead and builds the framework for future success while remaining focused on the day-to-day needs of the customers we proudly serve.

We have witnessed a resurgence of growth in our service territory in the past few years. According to 2020 U.S. Census data, Desert Hot Springs was the fastest-growing city in the Coachella Valley. Our District now provides service to more than 44,000 residents in and around the Desert Hot Springs area, and if projections are correct, we are on track to shatter this record in the years to come.

Responding to this, we took a closer look at how customers are represented on our Board of Directors and adopted new district maps this year. While our new maps did not change dramatically, they do reflect the population changes to ensure each District covers roughly the same number of residents.

We know that left unchecked, growth can cause problems for public agencies. The District works to minimize costs for all customers through sound fiscal management. The Board of Directors took the first steps by passing balanced budgets in 2021 and 2022. This ensures MSWD will maintain adequate reserves while only collecting enough revenue to cover expenses as we are not allowed to make a profit. We are also looking at long-range projections through our 10-year budgetary process and are working on completing a class and compensation study to ensure our employee pay and benefits structure is in-line with our local industry peers.

Years in the making, the timing is now right for the District to move forward with constructing a new Regional Water Reclamation Facility. Funded primarily by grants and low-interest loans, the plant will treat an additional 1.5 million gallons of wastewater per day, allowing homes currently using septic to connect to the wastewater system. The facility will also support the addition of tertiary treatment in the future, which could provide recycled water to enhance water conservation efforts. The District broke ground on this monumental project earlier this spring and is on track to complete construction in Fall 2023.

This project, coupled with other capital improvement projects currently underway, sets the stage for enhanced groundwater protection and the continued delivery of our award-winning water. Recognized for being some of the best-tasting H2O in the world, our water meets and exceeds all current federal and state regulatory requirements, and we are well prepared should any new standards get adopted.

Other ways we are building for the future include investing in technological advancements that will directly benefit our customers. Over the past year, MSWD launched a new website and Customer Connect portal. The website provides a wealth of information about the District, along with water conservation suggestions and details about applying for rebates. The Customer Connect portal offers detailed insight into each customer's water consumption. The portal is a free service to our customers, and we encourage everyone to sign up. We are also harnessing new technology in other areas as well. For example, we have added GPS tracking to all District vehicles, allowing us to stay ahead of maintenance needs, and in offices, we are migrating from traditional paper documents to digital formats.

Some of this transition has been the result of the COVID-19 pandemic. This unique period taught us important lessons about working together, supporting family, friends, and our customers to overcome unprecedented challenges. MSWD helped our customers during this time by suspending water shutoffs due to non-payment. While the state moratorium on shutoffs ended at the beginning of 2022, the MSWD Board of Directors gave customers additional time before resuming our state-regulated disconnection policy in April. We also applied for and received state-funded grants and encouraged customers to utilize payment plans and take advantage of the many outside resources available. Since July 1, 2021, these efforts have provided more than \$1.3 million in assistance to our customers.

Looking at these accomplishments and what lies ahead, MSWD sees a brighter future and improved services for our customers as we work to provide, protect and preserve our most precious resource: water.

Arden Wallum
General Manager

MEET YOUR BOARD

Russ Martin
President

Nancy S. Wright
Vice President

Randy Duncan
Director

Steve Grasha
Director

Ivan Sewell
Director

BOARD MEETINGS

The Board of Directors meets on the third Monday of each month and the Thursday prior to the meeting at 3 p.m. to discuss how best to serve the district's needs. The meeting schedule can be found online at mswd.org/meetings. Upcoming agendas and packets are posted 24-72 hours in advance of upcoming meetings in accordance with the California Brown Act.

Meetings are broadcast live on Zoom and archived on MSWD's YouTube account: mswd.org/YouTube. For more information, please contact us by email at board@mswd.org.

Take a Visual Journey of Mission Springs Water District!



A gentleman named L.W. Coffee founded the once sleepy village of Desert Hot Springs more than a century ago. If you didn't know that, you may not know the particulars of how and why Mission Springs Water District came to exist.



Details of the District are presented in our History of Service video, from the discovery and use of water in the Desert Hot Springs sub-basins to the District's formation in 1953. This rich history resides on our website, [MSWD.org](https://mswd.org), or scan this QR code to view.

Water Matters

Item 8.



GET WATERSMART WITH OUR NEW CUSTOMER PORTAL!

Our new Customer Connect web portal provides a convenient place to find information and insights about your water use.

It's easier than ever to access details about your water use and identify potential leaks and inefficient water use. You can retrieve the information from anywhere instantly!

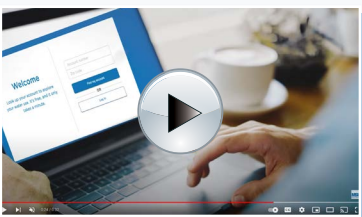
The portal offers customized suggestions on how to reduce your water use. The tips will show you how much money can be saved by making these small changes over a year.



Sign up today!

1. Visit MSWD.org/CustomerConnect
2. Enter your MSWD account number and ZIP code
3. Click on "Find My Account" to set up your username and password

If you have questions or need further assistance, please call our office at **760-329-6448**.



Watch, Click and Sign Up Today!

See how simple it is to start tracking your water use and conserve. Use this QR code to watch a short video showing how to sign up and start enjoying all the features of our new web portal!



INVESTING IN WATER SUPPLY RELIABILITY

Item 8.

The District's new Regional Water Reclamation Facility, now under construction, is a prime example of the agency's commitment to investing in projects that increase water supply reliability, protect groundwater, and improve service.

The project will enhance wastewater collection and treatment capacity to meet demand as our region continues to grow. At the same time, it will improve local groundwater quality and protect our drinking water supply by making sure untreated wastewater from septic systems doesn't seep into and contaminate groundwater.

More than 17,000 feet of sewer collection pipes and laterals will connect to almost 700 properties that are currently on septic systems, helping meet state water management and land use objectives and better support disadvantaged communities.



 **The \$60 million project will be paid for largely by state and federal grants and low-interest loans.**

The Regional Water Reclamation Facility will reduce the amount of wastewater treated at the existing plant once completed. That action will extend the life of the Horton Wastewater Treatment Plant by approximately 10 years. In the future, the new facility will be able to produce recycled water, an invaluable water resource critical to the region's continued growth and operations during drought.

Vital District Improvement Projects Bringing Value to Customers:



The Horton Wastewater Treatment Odor Control System Project is under construction.

Scheduled for completion this year, the newer wastewater treatment technology being installed will reduce odors and improve community surroundings.



Several capital improvement projects, including the Well 42 construction project, are currently in design or under construction. These projects will add capacity to both the water and wastewater systems while strengthening our current infrastructure.



The Advanced Meter Infrastructure Project, completed in 2021, upgraded customers' water meters to an advanced communications device that improves accuracy of water use measurements.



In 2018, the District completed a 1-megawatt solar plant, which provides 2.7 million megawatt-hours of energy annually and saves ratepayers more than \$300,000 per year in electricity costs and was funded in part by a \$3.3 million grant.



The Value of Wastewater Treatment

Check out our 2-minute video highlighting the importance of wastewater treatment for protecting groundwater and allowing for economic growth. Just scan our QR code, sit back, and soak it in!



GROUNDWATER IS OUT OF SIGHT, BUT ON OUR MIND

Item 8.



At MSWD, we take action daily through our water and wastewater operations to preserve local groundwater supplies for the future. Having been part of the National Groundwater Guardian Program since 1997, we are dedicated to proactive measures and community education to protect this precious resource.

The goal of the Groundwater Guardian Program is to educate people, businesses and communities about how we can work together to preserve clean and sustainable groundwater supplies. MSWD works with local schools and community groups to develop water education programs.

The Groundwater Quality Protection Project provides another opportunity to protect our water supply. The comprehensive water resource management effort eliminates pollution sources and reclaims wastewater to reduce freshwater demand and protect groundwater supplies. MSWD has worked in stages since the 1960s to move homes from septic tanks to the sewer system.



Learn more about the Groundwater Quality Protection Program and assessment districts, including the current status of recently formed ADs, at mswd.org/AssessmentDistricts



How we serve great-tasting, high quality water

MSWD is known for its great-tasting water, and we are dedicated to making sure it is safe to drink. We are fortunate to draw our water from the Mission Creek Subbasin aquifer, pumped by 13 active wells.





Our water production team works around the clock to deliver high quality water. We continuously monitor all of our wells and test samples throughout the water system multiple times a week. MSWD meets all drinking water regulations set by the State Water Resources Control Board, Division of Drinking Water (DDW), and the U.S. Environmental Protection Agency (U.S. EPA).



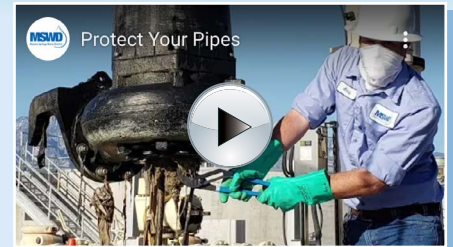
PROTECT YOUR PIPES!

Avoid messy clogs and costly backups into your home and the community by keeping wipes, trash, and fats, oils and grease (FOG) out of your pipes. These items block and damage pipes and the wastewater treatment system, causing harm to the environment, threatening public health, and resulting in expensive repairs. Many communities spend millions of dollars a year unplugging or replacing grease-blocked pipes and repairing pump stations. FOG can also cause septic and sewer system malfunctions.

Here are some tips to help keep things flowing properly:

-  Put wipes in the trash, not the toilet – even the ones labeled “flushable.”
-  Throw all other garbage in the can too, including items like cotton balls, personal hygiene products, disposable diapers, tissue, and lotions.
-  Keep FOG out of pipes and storm drains by scraping it into an empty can or other container and putting it in the trash.
-  Put food scraps in the garbage, not the garbage disposal. Coming soon, these items will go in your green bin for organics recycling! Check with your waste hauler for details.

For more information, go to mswd.org/ProtectingYourPipes



Learn More About Pipe Protocol!

Watch our Protect Your Pipes video to find out what can and can't go down the drain and learn about the impact these items can have on your home and the community's wastewater system.



Scan the code to watch the video!

PARTNERSHIPS SET THE STAGE FOR A STABLE WATER FUTURE



Item 8.

With Californians facing years of dry seasons ahead, we all play a role in protecting our water supply, including our groundwater resources. At Mission Springs Water District, we are dedicated to regional planning and collaboration to ensure water reliability now and for years to come. Partnerships with other agencies across the Coachella Valley are critical to our ability to meet this goal.

Here are just a few ways we team up locally to make sure residents throughout the area continue to have a sustainable supply:



Supporting drought and supply resiliency

MSWD is one of six local water suppliers that came together to develop a Regional Urban Water Management Plan, which aligns water shortage levels and response actions across the Coachella Valley. This partnership with Coachella Valley Water District, Coachella Water Authority and Sanitary District, Desert Water Agency, Indio Water Authority, and Myoma Dunes Mutual Water Company resulted in a plan where all agencies can help customers in the region by cooperating to best manage shared water supplies. We also collaborate on actions to replenish local groundwater, creating a stored supply that can be used for emergencies or long-term shortages.

In addition to the Regional Urban Water Management Plan, MSWD adopted a Water Shortage Contingency Plan (WSCP). In the event of drought, earthquakes or other emergencies, the WSCP enables the District to prioritize actions that would be implemented should shortage conditions occur.

Learn more about Urban Water Management Planning and the Water Shortage Contingency Plan at mswd.org/UWMP

Managing groundwater together

The state's Sustainable Groundwater Management Act (SGMA) requires high- and medium-priority groundwater basins to be overseen by Groundwater Sustainability Agencies (GSAs), which are formed by local water agency partnerships.

MSWD is participating in the implementation of SGMA in the Coachella Valley Groundwater Basin and its subbasins. The basin serves more than 400,000 customers through the Coachella Valley Water District, Coachella Water Authority and Sanitary District, Desert Water Agency, Indio Water Authority, and Myoma Dunes Mutual Water Company. As part of the law, GSAs are required to develop Groundwater Management Plans and update them every five years.

Mission Springs Water District is a partner in the GSAs for the San Geronio Pass, Mission Creek and Desert Hot Springs subbasins.



TEAMING UP TO CONSERVE

Item 8.

MSWD is one of six partners in CV Water Counts, which brings awareness to Coachella Valley residents on the importance of conservation. Get tips on how to conserve at home and learn more at cvwatercounts.com.

Learn about other water conservation programs and resources at mswd.org/conservation



DON'T FLUSH MONEY DOWN THE DRAIN!



Replace your toilet with a high-efficiency model and you could get up to \$100 from Mission Springs Water District. Rebates are offered to residential customers on a first-come, first-served basis for toilets that use 1.28 gallons or less per flush. Proof of purchase of the new toilet and proof of recycling the old toilet is required to collect a refund.

Learn more about our toilet and turf rebates at mswd.org/rebates



In addition to rebates, MSWD offers customers a **FREE conservation kit**. This kit includes a high-efficiency showerhead, sink aerators, water saving tips and more. To get a kit, email conservation@mswd.org and include your mailing address.



MSWD WATER WINS BIG AT INTERNATIONAL WATER TASTING

In February, the Berkeley Springs International Water Tasting, the most prestigious competition of its kind in the world, awarded MSWD a Bronze Medal. The award brings the District's total medal count to 10 since it first entered the annual contest in 1997.

MSWD is very proud of the water it provides, winning the most medals of any municipal participants, including Best in the World in 2020.



To learn more about the tasting contest and efforts the District has taken to preserve this precious resource, visit mswd.org/awards

What Is In My Drinking Water?

Your drinking water is tested by certified professional water system operators and laboratories to ensure its safety. The chart in this report shows the average and range of concentrations of the constituents detected in tests of your drinking water during 2021 or from the most recent tests. The state allows us to monitor for some contaminants less than once per year because the concentrations of these contaminants do not change frequently. Some of our data, though representative, are more than 1 year old. The chart lists all the contaminants detected in your drinking water that have federal and state drinking water standards. Detected unregulated contaminants of interest are also included.

Drinking Water Assessment

Source water assessments for the District's wells were completed by May 2007, as required by law. The assessments indicated that the wells are not being impacted by surface development. Although no man-made contaminants have been detected, the Source Water Assessments found that septic systems, illegal dumping, and chemical/petroleum lines are potential sources of contamination. Assessment reports are available for review at MSWD's Administrative Offices located at 66575 Second Street in Desert Hot Springs.



Chromium-6 and Your Water

Chromium-6 (Cr6), which is a stand-alone constituent, is a naturally occurring mineral in drinking water and one that the District monitors for along with other substances. This mineral is found in California serpentine rock and naturally occurs in many groundwater basins throughout the state, including the Coachella Valley. California's Cr6 standard is now under review by the State Water Resources Control Board due to a California Superior Court order. Cr6 at certain levels may pose long-term health risks if consumed in moderately high quantities over decades. The current standard for total chromium is 50 PPB (parts per billion). MSWD does not produce or serve water that exceeds the current standard. Once a revised Cr6 standard is issued, MSWD will ensure compliance.

Sources of Drinking Water and Contaminants That May Be Present in Source Water

The sources of drinking water (both tap water and bottled water) include rivers, lakes, streams, ponds, reservoirs, springs, and wells. As water travels over the surface of the land or through the ground, it dissolves naturally occurring minerals and, in some cases, radioactive material, and can pick up substances resulting from the presence of animals or from human activity.

Contaminants that may be present in source water include:



MICROBIAL CONTAMINANTS, such as viruses and bacteria that may come from sewage treatment plants, septic systems, agricultural livestock operations and wildlife.



INORGANIC CONTAMINANTS, such as salts and metals, that can be naturally occurring or result from urban stormwater runoff, industrial or domestic wastewater discharges, oil and gas production, mining or farming.




PESTICIDES AND HERBICIDES, which may come from a variety of sources such as agriculture, urban stormwater runoff and residential uses.



RADIOACTIVE CONTAMINANTS, which can be naturally occurring or can be the result of oil and gas production and mining activities.



ORGANIC CHEMICAL CONTAMINANTS, including synthetic and volatile organic chemicals that are by-products of industrial processes and petroleum production, and can also come from gasoline stations, urban stormwater runoff, agricultural application, and septic systems.



Water Quality Standards


To ensure that tap water is safe to drink, the United States Environmental Protection Agency (U.S. EPA) and the State Water Resources Control Board, Division of Drinking Water (DDW), prescribe regulations that limit the amount of certain contaminants in water provided by public water systems. U.S. Food and Drug Administration regulations and California law also establish limits for contaminants in bottled water that provide the same protection for public health.

Drinking water standards established by U.S. EPA and DDW set limits for substances that may affect consumer health or aesthetic qualities of drinking water. The chart in this report shows the following types of water quality standards:

- **Maximum Contaminant Level (MCL):** The highest level of a contaminant that is allowed in drinking water. Primary MCLs are set as close to the PHGs (or MCLGs) as is economically and technologically feasible.
- **Secondary MCLs** are set to protect the odor, taste, and appearance of drinking water.
- **Maximum Residual Disinfectant Level (MRDL):** The highest level of a disinfectant allowed in drinking water. There is convincing evidence that addition of a disinfectant is necessary for control of microbial contaminants.
- **Primary Drinking Water Standard (PDWS):** MCLs and MRDLs for contaminants that affect health along with their monitoring and reporting requirements and water treatment requirements.
- **Regulatory Action Level (AL):** The concentration of a contaminant, which, if exceeded, triggers treatment or other requirements that a water system must follow.
- **Notification Level (NL):** An advisory level which, if exceeded, requires the drinking water system to notify the governing body of the local agency in which users of the drinking water reside (i.e. city council/ county board of supervisors).

In addition to mandatory water quality standards, U.S. EPA and DDW have set voluntary water quality goals for some contaminants. Water quality goals are often set at such low levels that they are not achievable in practice and are not directly measurable. Nevertheless, these goals provide useful guideposts and direction for water management practices. The chart in this report includes three types of water quality goals:

- **Maximum Contaminant Level Goal (MCLG):** The level of a contaminant in drinking water below which there is no known or expected risk to health. MCLGs are set by the U.S. EPA.
- **Maximum Residual Disinfectant Level Goal (MRDLG):** The level of a drinking water disinfectant below which there is no known or expected risk to health. MRDLGs do not reflect the benefits of the use of disinfectants to control microbial contaminants.
- **Public Health Goal (PHG):** The level of a contaminant in drinking water below which there is no known or expected risk to health. PHGs are set by the California Environmental Protection Agency.



Drinking water, including bottled water, may reasonably be expected to contain at least small amounts of some contaminants. The presence of contaminants does not necessarily indicate that water poses a health risk. More information about contaminants and potential health effects can be obtained by calling the U.S. EPA's Safe Drinking Water Hotline at: **1-800-426-4791**.

Some people may be more vulnerable to contaminants in drinking water than the general population. Immunocompromised persons such as persons with cancer undergoing chemotherapy, persons who have undergone organ transplants, people with HIV/AIDS or other immune system disorders, some elderly, and infants can be particularly at risk from infections. These people should seek advice about drinking water from their health care providers.

U.S. EPA/Centers for Disease Control (CDC) guidelines on appropriate means to lessen the risk of infection by *Cryptosporidium* and other microbial contaminants are available from the Safe Drinking Water Hotline at: **1-800-426-4791**.

Information on Lead in Drinking Water

Since 2017, public schools have had the option of requesting local water agencies collect water samples to test for lead. New regulations require local water agencies to test lead levels by July 1, 2019, at all K-12 schools constructed before 2010. If present, elevated lead levels can cause serious health problems, especially for pregnant women and young children. Lead in drinking water is primarily from materials and components associated with service lines and home plumbing.



Mission Springs Water District is responsible for providing high-quality drinking water but cannot control the variety of materials used in plumbing components. When your water has been sitting for several hours, you can minimize the potential for lead exposure by flushing your tap for 30 seconds to 2 minutes before using water for drinking or cooking. If you are concerned about lead in your water, you may wish to have your water tested. Information on lead in drinking water, testing methods, and steps you can take to minimize exposure are available from the **Safe Drinking Water Hotline or at: epa.gov**.

2021 WATER SAMPLE RESULTS

Item 8.

REGULATED SUBSTANCES

ANALYTE	YEAR SAMPLED	UNIT	MCL (MRDL) (MRDLG)	PHG (MCLG)	MSWD		W. PALM SPRINGS VILLAGE		PALM SPRINGS CREST		VIOLATION	MAJOR SOURCE OF CONTAMINANT
					RANGE	AVERAGE	RANGE	AVERAGE	RANGE	AVERAGE		
Arsenic	2020	µg/L	10	.004	ND - 2.6	0.29	ND - 2.2	1.10	ND	ND	No	Erosion of natural deposits: glass/electronics production waste
Fluoride	2020	mg/L	2.0	1	0.45 - 0.74	0.6	0.41 - 0.68	0.54	1.20	1.20	No	Erosion of natural deposits
Gross Alpha Particle Activity	2017/2020 /2021	pCi/L	15	(0)	ND - 12.0	5.97	ND	ND	ND - 4.6	2.30	No	Erosion of natural deposits
Total Chromium	2020	µg/L	50	0.02	ND - 17.0	5.6	ND	ND	ND	ND	No	Discharge from electroplating factories, leather tanneries, wood preservation, chemical synthesis, refractory production, and textile manufacturing facilities, erosion of natural deposits
Nitrate [N]	2021	mg/L	10	10	ND - 1.8	0.89	1.8 - 2.1	1.97	0.76 - 1.1	0.93	No	Runoff and leaching from fertilizer use; leaching from septic tanks and sewage; erosion of natural deposits
Uranium	2017/2020 /2021	pCi/L	20	0.43	ND - 13	6.71	ND - 2.5	0.50	4.3 - 5.5	4.90	No	Erosion of natural deposits

SECONDARY STANDARDS

ANALYTE	YEAR SAMPLED	UNIT	MCL (MRDL) (MRDLG)	PHG (MCLG)	MSWD		W. PALM SPRINGS VILLAGE		PALM SPRINGS CREST		VIOLATION	MAJOR SOURCE OF CONTAMINANT
					RANGE	AVERAGE	RANGE	AVERAGE	RANGE	AVERAGE		
Chloride	2021	mg/L	500	NS	4.5 - 39	17.64	13 - 27	20	7.3 - 8.3	7.80	No	Runoff/leaching from natural deposits
Color	2021	mg/L	NA	NA	ND	ND	ND	ND	ND	ND	No	Runoff/leaching from natural deposits
Iron	2020	µg/L	NA	NA	ND	ND	ND - 170	85	ND	ND	No	Erosion of natural deposits
Odor-Threshold	2021	TON	3	NS	1	1	1	1	1	1	No	Naturally occurring organic materials
Specific Conductance	2020	µS/cm	1,600	NS	320 - 980	647.77	440 - 690	565	420 - 450	435	No	Substances that form ions in water
Sulfate	2021	mg/L	500	NS	35 - 340	157	25 - 69	47	16 - 20	18	No	Runoff/leaching from natural deposits and industrial wastes
Total Dissolved Solids	2021	mg/L	1,000	NS	200 - 660	390	360 - 450	405	300 - 340	320	No	Runoff/leaching from natural deposits
Turbidity	2021	NTU	5	NS	ND - 0.38	0.12	ND - 0.45	0.22	ND - 0.29	0.11	No	Soil runoff
Zinc	2020	µg/L	5	NS	ND - 73	8.11	ND	ND	ND	ND	No	Runoff/leaching from natural deposits

Notes

AL = Action Level

DLR = Detection Limit for Purposes of Reporting

MCL = Maximum Contaminant Level

MCLG = Maximum Contaminant Level Goal

mg/l = parts per million or milligrams per liter

ng/l = parts per trillion or nanograms per liter

MRDL = Maximum Residual Disinfectant Level

MRDLG = Maximum Residual Disinfectant Level Goal

NA = No Applicable Limit

ND = Not Detected at DLR

NL = Notification Level

NS = No Standard

TON = Threshold Odor Number

NTU = Nephelometric Turbidity Units

pCi/l = picoCuries per liter

PHG = Public Health Goal

µg/l = parts per billion or micrograms per liter

µS/cm = microsiemens per centimeter

2021 WATER SAMPLE RESULTS

Item 8.

UNREGULATED SUBSTANCES

ANALYTE	YEAR SAMPLED	UNIT	MCL (MRDL) (MRDLG)	PHG (MCLG)	MSWD		W. PALM SPRINGS VILLAGE		PALM SPRINGS CREST		VIOLATION	MAJOR SOURCE OF CONTAMINANT
					RANGE	AVERAGE	RANGE	AVERAGE	RANGE	AVERAGE		
Alkalinity	2021	mg/L	NA	NA	75 - 160	121	190 - 230	210	190 - 230	200		
Bicarbonate Alkalinity	2021	mg/L	NA	NA	92 - 200	150.14	230-280	255	230-250	240	No	Runoff/leaching from landfills and other sites where alkaline or basic chemicals have been dumped
Bromide	2020	µg/L	NA	NA	ND - 190	77.82	N/A	N/A	N/A	N/A		
Boron	2020	µg/L	1000	NA	ND - 110	24.4	ND	ND	ND	ND	No	Runoff/leaching from natural deposits
Calcium	2021	mg/L	NA	NA	20 - 78	43.29	59 - 67	63	55 - 58	56.50	No	Runoff/leaching from natural deposits
Chromium VI (Hexavalent Chromium)	2020	µg/L	10	0.02 ¹	1.2 - 17	10.1	1.8 - 4.0	2.90	3.3 - 4.4	3.85	No	Runoff/leaching from natural deposits
¹ The hexavalent chromium MCL was invalidated during the 2017 calendar year, but Mission Springs Water District is required to report the information it collected prior to the MCL being invalidated. Some people who drink water containing hexavalent chromium in excess of the MCL over many years may have an increased risk of getting cancer.												
Hardness (as CaCO ₃)	2020	mg/L	NA	NA	86 - 380	184.55	180 - 200	190	190 - 300	245		Runoff/leaching from natural deposits
Magnesium	2021	mg/L	NA	NA	2.5 - 21	10.07	14-23	18.50	13	13	No	Erosion of natural deposits
Potassium	2021	mg/L	NA	NA	4.2 - 9.4	6.63	3.5 - 6.4	4.95	3.2 - 3.9	3.55	No	Runoff/leaching from natural deposits
Sodium	2021	mg/L	NA	NA	47 - 100	67	19 - 32	25.50	18 - 21	19.50	No	Runoff/leaching from natural deposits
Vanadium	2020	µg/L	50	NA	7.1 - 70	19.28	5.0 - 12.0	8.50	6.7 - 9.3	8.00	No	Runoff/leaching from natural deposits

LEAD & COPPER

ANALYTE	YEAR SAMPLED	UNIT	AL	PHG (MCLG)	MSWD		W. PALM SPRINGS VILLAGE		PALM SPRINGS CREST		VIOLATION	MAJOR SOURCE OF CONTAMINANT
					90TH PERCENTILE	SITES ABOVE AL	90TH %TILE	SITES ABOVE AL	90TH %TILE	SITES ABOVE AL		
Copper	2020	mg/L	1.3	0.3	0.11	0/35	0.209	0/6	0.290	0/6	No	Corrosion of household plumbing
Lead	2020	µg/L	15	0.2	ND	0/35	ND	0/6	ND	0/6	No	Corrosion of household plumbing

DISTRIBUTION SYSTEM

ANALYTE	YEAR SAMPLED	UNIT	MCL (MRDL)	PHG (MCLG)	MSWD		W. PALM SPRINGS VILLAGE		PALM SPRINGS CREST		MAJOR SOURCE OF CONTAMINANT
					RANGE	AVERAGE	RANGE	AVERAGE	RANGE	AVERAGE	
Chlorine [CL ₂]	2021	mg/L	4	4	0.21 - 1.15	0.74	0.24 - 0.90	0.57	0.35 - 0.96	0.58	Drinking water disinfectant added for treatment
Haloacetic Acids	2021	µg/L	60	NA	ND	ND	ND	ND	1.5	1.5	By-product of drinking water disinfection
TTHMs [Total Trihalomethanes]	2021	µg/L	80	NA	ND - 3.6	1.80	3.6	3.6	10.1	10.1	By-product of drinking water disinfection

DISTRIBUTION SYSTEM COLIFORM BACTERIA

ALL SYSTEMS (MSWD, W. PALM SPRINGS VILLAGE & PALM SPRINGS CREST)

ANALYTE	YEAR SAMPLED	UNIT	MCL (MRDL)	MCLG (MRDLG)	NUMBER OF DETECTIONS	NO. OF VIOLATIONS	MAJOR SOURCE OF CONTAMINANT
Total Coliform Bacteria (state Total Coliform Rule)	2021	positive/negative	5.0% of monthly samples are positive		0	0%	Naturally present in the environment
Fecal Coliform or E. coli (state Total Coliform Rule)	2021	positive/negative	A routine sample and a repeat sample are total coliform positive, and one of these is also fecal coliform or E. coli positive		0	0	Human and animal fecal waste
E. coli (federal Revised Total Coliform Rule)	2021	positive/negative	(a)		0	0	Human and animal fecal waste

(a) Routine and repeat samples are total coliform-positive and either is E. coli-positive or system fails to take repeat samples following E. coli-positive routine sample or system fails to analyze total coliform-positive repeat sample for E. coli.

Notes: MSWD must regularly monitor your drinking water for specific contaminants. Results of regular monitoring are an indicator of whether drinking water meets health standards. On November 24, 2021, the District did not complete all monitoring for coliform bacteria and, therefore, cannot measurably ascertain the quality of drinking water on that date; however, all other required regulatory monitoring was completed, and results met all health and regulatory standards.



MISSION SPRINGS WATER DISTRICT
66575 2ND STREET
DESERT HOT SPRINGS, CA 92240-9803



FINANCIAL ASSISTANCE IS AVAILABLE TO AVOID DISCONNECTIONS



United Way of the Desert



Help2Others ASSISTANCE PROGRAM

At Mission Springs Water District, we believe that supporting our neighbors builds a stronger, more connected community. We partnered with United Way of the Desert to create Help2Others, a fund that helps our low-income customers pay their water bills. MSWD, along with its employees and vendors, contributes thousands of dollars each year to Help2Others and United Way of the Desert to meet this need.

Customers can also take advantage of other programs, including United Lift and the new Low Income Household Water Assistance Program. In addition to this, all MSWD customers can set up payment plans to provide additional time to become current on their accounts.

To apply and learn more about the various assistance programs available, visit mswd.org/billassistance or call **760-329-6448**.

State of California**HEALTH AND SAFETY CODE****Section 116470**

116470. (a) As a condition of its operating permit, every public water system shall annually prepare a consumer confidence report and mail or deliver a copy of that report to each customer, other than an occupant, as defined in Section 799.28 of the Civil Code, of a recreational vehicle park. A public water system in a recreational vehicle park with occupants as defined in Section 799.28 of the Civil Code shall prominently display on a bulletin board at the entrance to or in the office of the park, and make available upon request, a copy of the report. The report shall include all of the following information:

- (1) The source of the water purveyed by the public water system.
 - (2) A brief and plainly worded definition of the terms “maximum contaminant level,” “primary drinking water standard,” and “public health goal.”
 - (3) If any regulated contaminant is detected in public drinking water supplied by the system during the past year, the report shall include all of the following information:
 - (A) The level of the contaminant found in the drinking water, and the corresponding public health goal and primary drinking water standard for that contaminant.
 - (B) Any violations of the primary drinking water standard that have occurred as a result of the presence of the contaminant in the drinking water and a brief and plainly worded statement of health concerns that resulted in the regulation of that contaminant.
 - (C) The public water system’s address and phone number to enable customers to obtain further information concerning contaminants and potential health effects.
 - (4) Information on the levels of unregulated contaminants, if any, for which monitoring is required pursuant to state or federal law or regulation.
 - (5) Disclosure of any variances or exemptions from primary drinking water standards granted to the system and the basis therefor.
- (b) On or before July 1, 1998, and every three years thereafter, public water systems serving more than 10,000 service connections that detect one or more contaminants in drinking water that exceed the applicable public health goal, shall prepare a brief written report in plain language that does all of the following:
- (1) Identifies each contaminant detected in drinking water that exceeds the applicable public health goal.
 - (2) Discloses the numerical public health risk, determined by the office, associated with the maximum contaminant level for each contaminant identified in paragraph (1) and the numerical public health risk determined by the office associated with the public health goal for that contaminant.

(3) Identifies the category of risk to public health, including, but not limited to, carcinogenic, mutagenic, teratogenic, and acute toxicity, associated with exposure to the contaminant in drinking water, and includes a brief plainly worded description of these terms.

(4) Describes the best available technology, if any is then available on a commercial basis, to remove the contaminant or reduce the concentration of the contaminant. The public water system may, solely at its own discretion, briefly describe actions that have been taken on its own, or by other entities, to prevent the introduction of the contaminant into drinking water supplies.

(5) Estimates the aggregate cost and the cost per customer of utilizing the technology described in paragraph (4), if any, to reduce the concentration of that contaminant in drinking water to a level at or below the public health goal.

(6) Briefly describes what action, if any, the local water purveyor intends to take to reduce the concentration of the contaminant in public drinking water supplies and the basis for that decision.

(c) Public water systems required to prepare a report pursuant to subdivision (b) shall hold a public hearing for the purpose of accepting and responding to public comment on the report. Public water systems may hold the public hearing as part of any regularly scheduled meeting.

(d) The department shall not require a public water system to take any action to reduce or eliminate any exceedance of a public health goal.

(e) Enforcement of this section does not require the department to amend a public water system's operating permit.

(f) Pending adoption of a public health goal by the Office of Environmental Health Hazard Assessment pursuant to subdivision (c) of Section 116365, and in lieu thereof, public water systems shall use the national maximum contaminant level goal adopted by the United States Environmental Protection Agency for the corresponding contaminant for purposes of complying with the notice and hearing requirements of this section.

(g) This section is intended to provide an alternative form for the federally required consumer confidence report as authorized by 42 U.S.C. Section 300g-3(c).

(Repealed and added by Stats. 1996, Ch. 755, Sec. 12. Effective January 1, 1997.)



April 2022

Suggested Guidelines for Preparation of Required Reports on PUBLIC HEALTH GOALS (PHGs) to satisfy requirements of California Health and Safety Code Section 116470(b)

Background

Public water systems serving more than 10,000 service connections must prepare a brief, written report in plain language by July 1, 2022 that gives information on the “detection” of any contaminants above the Public Health Goals (PHGs) published by the state’s Office of Environmental Health Hazard Assessment (OEHHA). The report must also list the “detection” of any contaminant above the Maximum Contaminant Level Goals (MCLGs) set by United States Environmental Protection Agency (U.S. EPA) for all other contaminants until such time as OEHHA has published PHGs for those contaminants.

It is emphasized that the report only needs to provide information on the number of contaminants that a water system has found at a level exceeding a PHG or a MCLG.

The purpose of the legislation requiring these reports was to provide consumers with information on levels of contaminants even below the enforceable mandatory Maximum Contaminant Levels (MCLs) so they would be aware of whatever risks might be posed by the presence of these contaminants at levels below the MCLs. Additionally, each water system must provide an estimate of the cost to reduce the contaminant(s) to the PHG (or MCLG if there is no PHG) regardless of how minimal the risk might be.

The following should be considered when preparing the mandated reports:

1. The U.S. EPA and the California State Water Resources Control Board (SWRCB) Division of Drinking Water (DDW) establish MCLs at very conservative levels to provide protection to consumers against all but very low to negligible risk. In other words, MCLs are the regulatory definition of what is “safe.” Adopted MCLs are still the criteria for being in compliance, not those proposed or possible in the future, and certainly not MCLGs or PHGs.

2. MCLGs and PHGs are often set at very low levels depending on the established health risk, and in the case of U.S. EPA, MCLGs are also set at zero for some contaminants. Determination of health risk at these low levels is theoretical based on risk assessments with multiple assumptions and mathematical extrapolations. Many contaminants are considered to be carcinogenic and U.S. EPA's policy is to set the applicable MCLGs at zero because they consider no amount of these contaminants to be without risk. It is understood by all that zero is an unattainable goal and cannot be measured by the practically available analytical methods. Note that by regulation, OEHHA cannot set a PHG at zero and must calculate a numerical level to address risk, even though it may be unattainable or impossible to measure.
3. PHGs and MCLGs are not enforceable. The Best Available Technology (BAT) to reach such low levels has not been defined and may not realistically be available. Accurate cost estimates are difficult, if not impossible, and are highly speculative and theoretical. Therefore, they have limited value and may not warrant significant investment of agency time and money.

These reports are unique to California. They are required in addition to the extensive public reporting of water quality information that California water utilities have been doing for many years and in addition to the federally mandated Consumer Confidence Reports (CCRs). Hence, it should be kept in mind that in addition to this required report, each utility will continue reporting annually in great depth on the quality of the water it serves.

The guidance herein is intended to assist water suppliers in completing the required reports.

The DDW is the primary enforcing agency of all provisions of the Health and Safety (H&S) Code relative to drinking water systems. It has the authority to ensure that public water systems comply with the report requirement. DDW requests that utilities report in writing as to how they have complied with the fundamental requirements of this section, which are:

- 1) Prepare a brief written report,
- 2) Hold a public hearing (meeting), and
- 3) Notify DDW that the meeting was held and the report is available.

Detailed Guidelines:

I. Who must prepare a PHG report?

California H&S Code, Section 116470(b) is clear that a system ONLY needs to do a report IF it has at least 10,000 service connections AND IF it exceeds one or more PHG or MCLG. Also, a public hearing is NOT required if a report does not have to be prepared.

Utilities that do NOT have to do the report may choose to submit an information item to their governing board advising them that no report is required.

This report is required every three years.

II. Wholesalers (<10,000 service connections) are NOT required to do a PHG report.

Wholesalers who do not directly serve more than 10,000 service connections are not required to meet the PHG report requirements of California H&S Code, Section 116470(b).

III. Timing, Notification, Meetings

- A. **Timing and Meeting:** The report must be prepared by July 1, 2022. A public hearing, which can be held as part of any regularly scheduled meeting, should be held sometime after July 1 and prior to reporting to DDW. The public hearing “should be held within a reasonable time after the report’s completion” so the information is current. The purpose of the hearing is to “accept and respond to” public comment. The governing board or council of public water agencies would also likely approve the staff report at that time. This would represent endorsement by the board of the part of the report where any action (or no action) would be proposed regarding reduction of contaminants to levels lower than required for compliance with MCLs.

Notification: There is no requirement to send a copy of the report to the public. Public agencies must “notice” public hearings so this hearing would be subject to the normal notice requirements (i.e., number of days advance, publishing in appropriate newspaper, etc.) The notice would appropriately indicate the report is the subject of the hearing and indicate it is available for the public to review or to get a copy upon request.

(NOTE: Investor-owned utilities will likely have to schedule a special “meeting” since they are not subject to the same meeting notice requirements and may not have any authority to hold a “public hearing” per se. Their notification of the public could however be similar to public agencies (e.g., publication of legal notice in newspaper of general circulation.)

- B. **Submission of Reports:** DDW does not specifically require that a copy of the report be submitted to them.

IV. Interpretations

- A. What contaminants must be covered?

A table of relevant current PHGs, MCLGs, MCLs, and Detection Limits for purposes of Reporting (DLRs) is attached to this guidance as Attachment No. 1.

1. Only contaminants that **have an existing MCL AND** were “detected” at a level that “exceeds” the PHG or, where there is no PHG, the Federal MCLG, need to be included in the report. (See guidance below on “detected” and “exceed”)
2. All contaminants that, **as of December 31, 2021**, have Primary Drinking Water Standards (PDWS) set by California **AND** have an equivalent PHG or a MCLG. This includes chemical, microbiological and radiological constituents. PDWS may be either MCLs or Treatment Techniques (TT). For example, the Surface Water Treatment Rule (SWTR) is a TT for the following contaminants: *Giardia lamblia*, viruses, *Cryptosporidium*, *Legionella* and heterotrophic bacteria (HPC). A TT is set when it is not possible to reliably analyze for the contaminant of concern (the SWTR) or when it is not feasible or appropriate to set a numerical standard (e.g., the Lead & Copper Rule).
3. It does NOT include contaminants, such as radon, for which U.S. EPA has considered adopting an MCL, nor does it include any contaminants DDW plans to regulate in the future.

It does NOT include contaminants for which there is no final PHG or MCLG as of December 31, 2021, nor does it include any secondary MCLs (e.g., TDS, SO₄, Na, etc).

B. What data are to be used for the report due by July 1, 2022?

1. It is recommended that the data used should be from the 3 consecutive calendar years prior to the year the report is prepared. For example, the 2022 report would be based on the analytical data from samples taken in 2019, 2020, and 2021. The data should be the same as that used by the drinking water system in determining compliance with DDW requirements. In most cases, this would be after blending or treatment. Individual well data would only be used if the well feeds directly to the distribution system.
2. For utilities that purchase water from another agency or from a wholesaler, it is suggested that the same guidance or ground rules be followed as for the CCRs. If the only source for a retail system is treated water from a wholesaler and that water contains a constituent above a PHG or MCLG, the retailer should use its own distribution system monitoring data. For systems with both its own sources of water and purchased water, the retailer should evaluate its own distribution system compliance monitoring and compare the annual average value with the PHG or MCLG.

- C. What do the terms “detect” and “exceed” mean in the context of the required report?
1. Keep in mind that there are no regulations that relate to “meeting” or “complying with” PHGs. The logical approach would be to use the same procedures and requirements that Title 22 of the California Code of Regulations specify for determining compliance with MCLs. For example, if Title 22 or DDW guidance specifies that the average of a group of samples be compared to the MCL for compliance purposes, the same averaging should be used to compare to the PHG or MCLG. For most constituents (coliform is an exception), compliance with MCLs is measured at the “point of entry” to the distribution system. This means that, for the most part, the analytical results for each well must be evaluated separately and compared to the MCLG or PHG. If wells are blended or treated before delivery to the system, the judgment as to whether there was a “detection exceeding the MCLG or PHG” should be based on the “point of entry” data just as for compliance with MCLs.
 2. Be sure to report the PHG (or MCLG) as a number equal to or greater than 1.0 as specified in the State Consumer Confidence Report Guidance for Water Suppliers. It is recommended that all data be converted to match CCR data. Attachment No. 1 concentration numbers are given as mg/L, unless otherwise noted.
 3. Keep in mind that if a utility determines that a constituent has been found at a level exceeding the PHG or MCLG, a cost estimate is mandated. A utility would ordinarily be required to perform a cost estimate only if it is clear that the MCL has been clearly exceeded, not just momentarily, or on one sample. In the same way, only when the PHG/MCLG level is clearly exceeded should a cost estimate be calculated and reported.
 4. Significant figures, analytical detection limits, reporting limits, and different methods of determining compliance, all affect the assessment of which constituents were “detected” above the PHG or the MCLG.
 5. Results that are reported below the state regulatory Detection Limit for Purposes of Reporting (DLR - See California Code of Regulations Title 22, Sections 64432 & 64445.1 and other DDW guidance on compliance reporting) should be treated as 0 (zero) which is accepted DDW practice. U.S. EPA also recommends treating non-detection (ND) as zero.

6. As in all cases of reporting results to the state, the results of analyses should be rounded to reflect the appropriate number of significant figures. (EXAMPLE: For E. coli bacteria, the MCLG is 0% samples positive per month which indicates one significant figure. So, if during 2021, a system had a positive sample but the percentage of samples positive for the month was <0.49%, this could be rounded to one significant figure, as the MCLG is expressed, so it would be rounded to 0%.) (SECOND EXAMPLE: For a constituent like PCBs where the MCL is 0.5ppb and the DLR is 0.5 ppb, how do you determine if you exceeded the MCLG of “zero”? Webster defines “zero” as “having no measurable or otherwise determinable value,” which, in effect, is the DLR. So for PCBs, if the average of results for a given well is less than the DLR, the value would be reported as “zero.” Note that by regulation, OEHHA cannot set a PHG at zero and must calculate a numerical level to address risk.)
 7. In averaging the results for a constituent over a specified period during which some of the data is less than the DLR, the average value obtained should be rounded to the appropriate significant figure before comparing to the PHG or MCLG. (EXAMPLE: If a well were sampled for PCE and 0.6 ppb was found and the resample showed 0.6 ppb, it would constitute a confirmed positive detection. But if 3 additional compliance samples were taken from the well and all had less than 0.5 ppb, which is the DLR, then averaging the 5 samples would give an average of 0.24 ppb, which would be rounded to zero. The average from the well does not exceed the PHG of 0.06 ppb, and no cost estimate would be needed for this well.)
- D. What does the term “best available technology” (BAT) mean as used in this portion of the law?
1. While a specific definition of the term is not in the California H&S Code, the accepted meaning in all other sections is that it refers to a technology to achieve compliance with MCLs. In fact, where “best available technology” is listed or explained (Sections 64447, 64447.2 & 64447.4), the usage is “for achieving compliance with the MCLs.” This is also true for BAT specified in federal regulations.
 2. However, in Section 116470(b)(4), the term refers to “BAT,” if any is available on a commercial basis, to remove or reduce the concentration of the contaminant. Specifically, subdivision (b)(5) requires cost estimates of using the technology described in subdivision (b)(4) to “reduce the contaminant...to a level at or below the” PHG (or MCLG).

3. Obviously, where MCLGs are set at zero, there may not be commercially available technology to reach a non-detectable level. This should be clearly stated in the report. Since there is little data readily available to “estimate” cost of treatment to achieve absolute zero levels, rough estimates of “BAT” as defined in law might be used with a clearly written caveat that use of this “BAT” may still not achieve the PHG or MCLG and the costs may be significantly higher to do so.

E. Must the report deal with total coliforms?

No. No PHG or MCLG for total coliforms existed during the period covered by the 2022 report. For reports on PHGs prepared in 2019 and prior years, results for total coliforms needed to be evaluated because the U.S. EPA established a MCLG of zero (0) for total coliforms that remained applicable until March 31, 2016. In 2013, U.S. EPA revised the 1989 Total Coliform Rule (TCR) and one of the provisions of the revised Total Coliform Rule (RTCR) eliminated the MCLG for total coliforms effective April 1, 2016.

F. How should the report deal with *E. coli*?

The federal RTCR included a MCL and MCLG for *E. coli* effective April 1, 2016. The MCLG for *E. coli* is zero (0). DDW adopted a MCL for *E. coli* which became effective July 1, 2021. Even though there is no PHG, *E. coli* is subject to PHG report requirements because there is a MCLG and a MCL.

1. The *E. coli* MCL is based on either an *E. coli* positive repeat sample following a total coliform (TC) positive routine sample, a TC-positive repeat sample following an *E. coli* -positive routine sample, failure to collect all required repeat samples following a *E. coli* positive routine sample, or failure to test for *E. coli* when any repeat sample is TC-positive. The PWS should report the number of *E. coli* detections that occurred during the three-year period (2019, 2020, and 2021 for this report). The MCLG of zero is therefore appropriately interpreted as zero samples positive.
2. If it is determined that the system has exceeded the MCLG of zero for *E. coli*, the following factors are pertinent for deciding what action, if any, is appropriate to consider and for estimating costs:
 - a. Exceeding zero *E. coli* bacteria at any one time, in and of itself, would not normally constitute the need for any treatment or action.
 - b. There is no action that could be taken with absolute certainty that could ensure that the system would always have zero-percent *E. coli* every single time.

- c. The “best available technology” (to meet the MCL, not the MCLG) that is specified for total coliform by DDW in California Code of Regulations Title 22, Section 64447 would also apply to *E. coli* and for the most part is already followed by many systems.
 - d. The one single action that would most likely decrease the possibility of positive *E. coli* detection would be to significantly increase the disinfectant residual. This would likely result in increased disinfection byproducts (DBPs). While disinfection protects against acute health risks, such as *E. coli* and *Giardia*, DBPs can have potentially adverse chronic health risks. The limits to the amount of disinfectant residual allowed in the distribution system are the maximum residual disinfectant levels (MRDLs) as established by the Disinfectants and Disinfection Byproducts Rule (DBPR).
 - e. Utilities should point out the positive, proactive steps they take to prevent *E. coli* contamination in the distribution system, including preventive maintenance, main flushing, special monitoring, residual maintenance and testing, cross-connection control, etc.
- G. How should the report handle the MCLGs of zero for *Giardia lamblia*, *Cryptosporidium*, *Legionella* and viruses?
1. The MCL for pathogenic micro-organisms is a TT (i.e., the SWTR). No monitoring is mandated for the organisms because there are no standardized methods for testing or the analyses are not timely (like virus testing – 30 days) to provide public health protection.
 2. For these reasons, since the intent of the TT (SWTR) is to protect against these pathogens, it can properly be assumed that if the SWTR is met, that the utility has met the MCLG because there is no uniform way to assess possible pathogen levels.
 3. For utilities doing voluntary monitoring of pathogens (such as *Giardia* and *Cryptosporidium*), the results are appropriately considered research or for operational purposes and not for compliance purposes.
- H. How should the report deal with Lead and Copper?
1. Any lead or copper values below the respective DLR should be reported as zero.
 2. For monitoring lead at the tap, if the 90 percentile lead value is ND, or <0.005 mg/l, then you should assume you do not exceed the lead PHG of 0.2 ppb.

3. For monitoring copper at the tap, if the 90 percentile copper value is not above 300 ppb, then you have not exceeded the copper PHG.
 4. While not precisely stated in the regulations, best available technology for Lead and Copper compliance is a TT (in lieu of MCLs) of “optimized corrosion control.” For larger systems with >10,000 service connections, this depends on a series of steps involving sampling, reports, studies, etc. If a system meets the requirements of having optimized corrosion control but still has a 90 percentile lead or copper value above the PHGs, it is not clear what additional steps could be considered, particularly without causing other potential water quality problems. It may be appropriate to explain this in a straight-forward manner rather than putting in “hypothetical” cost figures.
- I. Must the report deal with Total Trihalomethanes (TTHMs) or Haloacetic Acids (HAAS)?

No. MCLG/PHG exceedances must be reported only for those contaminants that have a primary drinking water standard in place and an associated MCLG/PHG. Although U.S. EPA has adopted MCLGs for some individual THMs and HAAs (such as dibromochloromethane or dichloroacetic acid), there are no MCLs in effect for these individual constituents. Likewise, U.S. EPA has adopted standards for the cumulative byproduct groups, but there are no MCLGs or PHGs established for the groups. In California, DDW has adopted an MCL for both cumulative byproduct groups, but there are no associated PHGs. (Note: OEHHA published a draft PHG of 0.8 ppb for total trihalomethanes in September 2010, but it had not been finalized as of December 31, 2021).

On February 7, 2020, OEHHA published PHGs of 0.4 ppb for chloroform, 0.5 ppb for bromoform, 0.06 ppb for bromodichloromethane, and 0.1 ppb for dibromochloromethane but there are no MCLs for individual trihalomethanes so these constituents do not need to be included in the report.

However, individual MCLs and MCLGs for bromate and chlorite exist, so they must be included in the report if detected.

- J. How should water utilities handle gross alpha and uranium?

When looking at the results of any radionuclide monitoring done in the 3-year period to be covered by the report, there are several things to keep in mind:

As indicated in C.1 of this Guidance, where averaging is done to determine compliance with MCLs, it should also be done in considering PHGs. This is important for radionuclides because compliance is often based on averaging.

Unlike most other constituents, laboratories doing radionuclides report some results that are LOWER than the state DLR. Title 22, 64442 (h)(3)(c) states: “If a sample result is LESS than the DLR in Table 64442, ZERO shall be used to calculate the annual average.....” Also, it says for Gross Alpha: “.....1/2 of the DLR shall be used to calculate the annual average.”

Where Gross Alpha analyses are used in lieu of analyzing for uranium, Radium 226 or 228, the procedure outlined in Title 22, 64442(f) should be followed. (Note: The 95% confidence limit is often reported by labs as MDA95.)

K. Do utilities have to report detections of hexavalent chromium?

Water systems do NOT have to report anything on hexavalent chromium because there is no MCL. While there is an MCL and an MCLG for TOTAL chromium, systems will not have to report on it either since the MCLG (100 ppb) is much higher than the California MCL (50 ppb).

V. Disclosure of Numerical Public Health Risk Associated with PHGs/MCLs and Identification of Category of Risk

H&S Code, Section 116470(b)(2) requires the report to disclose the numerical public health risk associated with both the maximum contaminant level and public health goal for each contaminant detected in drinking water that exceeds the public health goal, and Section 116470(b)(3) requires an identification of the category of risk to public health associated with exposure to the contaminant. In February 2022, OEHHA prepared and published an updated “Health Risk Information for Public Health Goal Exceedance Reports” document. It is included as Attachment No. 2, and can be accessed at <https://oehha.ca.gov/water/public-health-goal-report/health-risk-information-public-health-goal-exceedance-reports-2022>.

V. Cost Estimates

The most difficult aspect of the required report is estimating the cost of treatment. Agencies are urged to keep in mind that because of the advisory nature of the report, the non-enforceable aspect of PHGs and MCLGs, and the highly speculative applicability of technology to achieve “zero” levels, only very preliminary cost estimating is appropriate and necessary.

Remember that a cost estimate is only required for a constituent if you determine that it was “detected” above the PHG or MCLG. If the MCLG is zero and the result (after approximation, averaging, rounding) is less than the DLR, no cost estimate is needed. (Remember that many DLRs are LOWER than the PHG, so “detection” above the DLR does not necessarily mean that it is above the PHG.)

The cost estimates should not be low estimates because that would give a mistaken impression that achieving “zero” levels would have a lower price tag when the amount of uncertainty and unknowns would be very high. Given the uncertainties, it might be appropriate to consider reporting a range of costs.

For the 2022 guidance, ACWA is providing a revision of its previous treatment cost information.

Attachment No. 3 to this guidance includes several tables which provide "ranges" of costs for installing and operating several treatment technologies. These data have been gathered from a variety of sources and represent estimates for different size systems, different sources, and different constituents targeted for reduction by the treatment.

Table 1 represents the results of a 2012 ACWA Survey of its member agencies. This has been revised using the average 2021 ENR Cost Index.

Table 2 includes data from several agencies that was gathered separately from the 2012 ACWA survey. This has been revised using the average 2021 ENR Cost Index.

Table 3 is treatment cost data from previous ACWA Guidance documents with the costs updated to 2021. This has been revised using the average 2021 ENR Cost Index.

The law specifies that the report should only “estimate the aggregate cost and the cost per customer of utilizing the technology” to reduce the level down to the PHG. There is no specification of what is to be estimated: initial construction cost, annualized costs of construction and O&M, or another way of expressing cost. It is suggested that each utility may do it the way they report other costs. (EXAMPLES: 1. Initial Cost of Construction, including % increases for each of design, planning, CEQA, permitting, contingency, etc. = \$10 million, or \$1000 per customer, plus an ongoing O&M cost of \$1 million, or \$100 per customer, forever; 2. Annualized Cost of Construction plus O&M = \$2 million, or \$200 per customer.)

All possible technologies do not have to be evaluated for each constituent to compare costs. For example, if granular activated carbon (GAC) and reverse osmosis (RO) are both possible treatment technologies to try to lower the level of a particular contaminant to the “zero” PHG/MCLG level, it is appropriate to specify and estimate costs for the technology that would likely be used, keeping in mind there are significant uncertainties based on a variety of factors. If the utility has multiple contaminants to address in the report, one technology (i.e., RO) may address them all, so a cost estimate for RO only could suffice.

General “order of magnitude” estimates are adequate. It is assumed that ALL costs including capital, land, construction, engineering, planning, environmental, contingency and operations and maintenance (O&M) costs should be included but general assumptions can be made for most of these items.

If a system chooses to do its own cost estimating rather than use the costs in Attachment No. 3, it is recommended that generally available cost estimating guides be used such as from U.S. EPA, WRF, AWWA, ASCE, or textbooks, manuals, journals.

The following is a list of references that might be used:

- (1) Implementation of Arsenic Treatment Systems, Part 1. Process Selection; AWWA Research Foundation and U.S.E.P.A, Published by AWWA RF and AWWA, 2002,
- (2) Implementation of Arsenic Treatment Systems, Part 2: Design Considerations, Operation and Maintenance, AWWA Research Foundation, Published by AWWA RF and AWWA, 2002,
- (3) State-of-Science on Perchlorate Treatment Technologies, Final Report for Water Research Foundation project #4359, 2011,
- (4) An Assessment of the State of Nitrate Treatment Alternatives, AWWA, June 2011, Chad Siedel and Craig Gorman, Jacobs Engineering Group, Inc.,
- (5) Performance and Cost Analysis of Arsenic Treatment in California, October, 2009, JAWRA, UC Davis, Hilkert, Young, Green and Darby.

U.S. EPA includes cost data in the Federal Register for each regulation when it is proposed or adopted. (NOTE: U.S. EPA estimates generally do not consider state-specific concerns and some costs have been known to be underestimated in the past so costs should be increased appropriately and based on utility experience.) The experience of other utilities in your area that have installed treatment to meet MCLs or data reported in journals is valuable as well.

Utilities may also choose to have their engineering consultants prepare these very general cost estimates.

VI. Sample Hypothetical Report

Attachment No. 4 is a comparable attempt to show what a PHG-required report might look like for a "hypothetical" water system that serves more than 10,000 service connections and had one or more PHG/MCLG exceedances in the three-year period ending December 31, 2015, as an example. It is NOT the only way the report might be done. The sample is based on these guidelines. If there appears to be a conflict between the sample and the guidelines, the guidelines should be followed.

If you have any questions about these guidelines or any of the attachments, contact Nick Blair of ACWA at NickB@acwa.com or 916-669-2377.

Public Health Goals

Health Risk Information for Public Health Goal Exceedance Reports

February 2022



Pesticide and Environmental Toxicology Branch
Office of Environmental Health Hazard Assessment
California Environmental Protection Agency

Health Risk Information for Public Health Goal Exceedance Reports

Prepared by

Office of Environmental Health Hazard Assessment
California Environmental Protection Agency

February 2022

NEW for the 2022 Report: New in this document are an updated Public Health Goal (PHG) for 1,2-dibromo-3-chloropropane (DBCP) and newly established PHGs for the trihalomethanes bromodichloromethane, bromoform, chloroform, and dibromochloromethane.

Background: Under the Calderon-Sher Safe Drinking Water Act of 1996 (the Act), public water systems with more than 10,000 service connections are required to prepare a report every three years for contaminants that exceed their respective PHGs.¹ This document contains health risk information on regulated drinking water contaminants to assist public water systems in preparing these reports. A PHG is the concentration of a contaminant in drinking water that poses no significant health risk if consumed for a lifetime. PHGs are developed and published by the Office of Environmental Health Hazard Assessment (OEHHA) using current risk assessment principles, practices and methods.²

The water system's report is required to identify the health risk category (e.g., carcinogenicity or neurotoxicity) associated with exposure to each regulated contaminant in drinking water and to include a brief, plainly worded description of these risks. The report is also required to disclose the numerical public health risk, if available, associated with the California Maximum Contaminant Level (MCL) and with the PHG for each contaminant. This health risk information document is prepared by OEHHA every three years to assist the water systems in providing the required information in their reports.

¹ Health and Safety Code Section 116470(b)

² Health and Safety Code Section 116365

Numerical health risks: Table 1 presents health risk categories and cancer risk values for chemical contaminants in drinking water that have PHGs.

The Act requires that OEHHA publish PHGs based on health risk assessments using the most current scientific methods. As defined in statute, PHGs for non-carcinogenic chemicals in drinking water are set at a concentration “at which no known or anticipated adverse health effects will occur, with an adequate margin of safety.” For carcinogens, PHGs are set at a concentration that “does not pose any significant risk to health.” PHGs provide one basis for revising MCLs, along with cost and technological feasibility. OEHHA has been publishing PHGs since 1997 and the entire list published to date is shown in Table 1.

Table 2 presents health risk information for contaminants that do not have PHGs but have state or federal regulatory standards. The Act requires that, for chemical contaminants with California MCLs that do not yet have PHGs, water utilities use the federal Maximum Contaminant Level Goal (MCLG) for the purpose of complying with the requirement of public notification. MCLGs, like PHGs, are strictly health based and include a margin of safety. One difference, however, is that the MCLGs for carcinogens are set at zero because the US Environmental Protection Agency (US EPA) assumes there is no absolutely safe level of exposure to such chemicals. PHGs, on the other hand, are set at a level considered to pose no *significant* risk of cancer; this is usually no more than a one-in-one-million excess cancer risk (1×10^{-6}) level for a lifetime of exposure. In Table 2, the cancer risks shown are based on the US EPA’s evaluations.

For more information on health risks: The adverse health effects for each chemical with a PHG are summarized in a PHG technical support document. These documents are available on the OEHHA website (<https://oehha.ca.gov/water/public-health-goals-phgs>).

Table 1: Health Risk Categories and Cancer Risk Values for Chemicals with California Public Health Goals (PHGs)

Chemical	Health Risk Category ¹	California PHG (mg/L) ²	Cancer Risk ³ at the PHG	California MCL ⁴ (mg/L)	Cancer Risk at the California MCL
Alachlor	carcinogenicity (causes cancer)	0.004	NA ^{5,6}	0.002	NA
Aluminum	neurotoxicity and immunotoxicity (harms the nervous and immune systems)	0.6	NA	1	NA
Antimony	hepatotoxicity (harms the liver)	0.001	NA	0.006	NA
Arsenic	carcinogenicity (causes cancer)	0.000004 (4×10 ⁻⁶)	1×10 ⁻⁶ (one per million)	0.01	2.5×10 ⁻³ (2.5 per thousand)
Asbestos	carcinogenicity (causes cancer)	7 MFL ⁷ (fibers >10 microns in length)	1×10 ⁻⁶	7 MFL (fibers >10 microns in length)	1×10 ⁻⁶ (one per million)
Atrazine	carcinogenicity (causes cancer)	0.00015	1×10 ⁻⁶	0.001	7×10 ⁻⁶ (seven per million)

¹ Based on the OEHHA PHG technical support document unless otherwise specified. The categories are the hazard traits defined by OEHHA for California's Toxics Information Clearinghouse (online at: <https://oehha.ca.gov/media/downloads/risk-assessment/gcregtext011912.pdf>).

² mg/L = milligrams per liter of water or parts per million (ppm)

³ Cancer Risk = Upper bound estimate of excess cancer risk from lifetime exposure. Actual cancer risk may be lower or zero. 1×10⁻⁶ means one excess cancer case per million people exposed.

⁴ MCL = maximum contaminant level.

⁵ NA = not applicable. Cancer risk cannot be calculated.

⁶ The PHG for alachlor is based on a threshold model of carcinogenesis and is set at a level that is believed to be without any significant cancer risk to individuals exposed to the chemical over a lifetime.

⁷ MFL = million fibers per liter of water.

Table 1: Health Risk Categories and Cancer Risk Values for Chemicals with California Public Health Goals (PHGs)

Chemical	Health Risk Category ¹	California PHG (mg/L) ²	Cancer Risk ³ at the PHG	California MCL ⁴ (mg/L)	Cancer Risk at the California MCL
Barium	cardiovascular toxicity (causes high blood pressure)	2	NA	1	NA
Bentazon	hepatotoxicity and digestive system toxicity (harms the liver, intestine, and causes body weight effects ⁸)	0.2	NA	0.018	NA
Benzene	carcinogenicity (causes leukemia)	0.00015	1×10^{-6}	0.001	7×10^{-6} (seven per million)
Benzo[a]pyrene	carcinogenicity (causes cancer)	0.000007 (7×10^{-6})	1×10^{-6}	0.0002	3×10^{-5} (three per hundred thousand)
Beryllium	digestive system toxicity (harms the stomach or intestine)	0.001	NA	0.004	NA
Bromate	carcinogenicity (causes cancer)	0.0001	1×10^{-6}	0.01	1×10^{-4} (one per ten thousand)
Cadmium	nephrotoxicity (harms the kidney)	0.00004	NA	0.005	NA
Carbofuran	reproductive toxicity (harms the testis)	0.0007	NA	0.018	NA

⁸ Body weight effects are an indicator of general toxicity in animal studies.

Table 1: Health Risk Categories and Cancer Risk Values for Chemicals with California Public Health Goals (PHGs)

Chemical	Health Risk Category ¹	California PHG (mg/L) ²	Cancer Risk ³ at the PHG	California MCL ⁴ (mg/L)	Cancer Risk at the California MCL
Carbon tetrachloride	carcinogenicity (causes cancer)	0.0001	1×10^{-6}	0.0005	5×10^{-6} (five per million)
Chlordane	carcinogenicity (causes cancer)	0.00003	1×10^{-6}	0.0001	3×10^{-6} (three per million)
Chlorite	hematotoxicity (causes anemia) neurotoxicity (causes neurobehavioral effects)	0.05	NA	1	NA
Chromium, hexavalent	carcinogenicity (causes cancer)	0.00002	1×10^{-6}	none	NA
Copper	digestive system toxicity (causes nausea, vomiting, diarrhea)	0.3	NA	1.3 (AL ⁹)	NA
Cyanide	neurotoxicity (damages nerves) endocrine toxicity (affects the thyroid)	0.15	NA	0.15	NA
Dalapon	nephrotoxicity (harms the kidney)	0.79	NA	0.2	NA
Di(2-ethylhexyl) adipate (DEHA)	developmental toxicity (disrupts development)	0.2	NA	0.4	NA

⁹ AL = action level. The action levels for copper and lead refer to a concentration measured at the tap. Much of the copper and lead in drinking water is derived from household plumbing (The Lead and Copper Rule, Title 22, California Code of Regulations [CCR] section 64672.3).

Table 1: Health Risk Categories and Cancer Risk Values for Chemicals with California Public Health Goals (PHGs)

Chemical	Health Risk Category ¹	California PHG (mg/L) ²	Cancer Risk ³ at the PHG	California MCL ⁴ (mg/L)	Cancer Risk at the California MCL
Di(2-ethylhexyl) phthalate (DEHP)	carcinogenicity (causes cancer)	0.012	1×10^{-6}	0.004	3×10^{-7} (three per ten million)
1,2-Dibromo-3-chloropropane (DBCP)	carcinogenicity (causes cancer)	0.000003 (3×10^{-6})	1×10^{-6}	0.0002	7×10^{-5} (seven per hundred thousand)
1,2-Dichloro-benzene (o-DCB)	hepatotoxicity (harms the liver)	0.6	NA	0.6	NA
1,4-Dichloro-benzene (p-DCB)	carcinogenicity (causes cancer)	0.006	1×10^{-6}	0.005	8×10^{-7} (eight per ten million)
1,1-Dichloro-ethane (1,1-DCA)	carcinogenicity (causes cancer)	0.003	1×10^{-6}	0.005	2×10^{-6} (two per million)
1,2-Dichloro-ethane (1,2-DCA)	carcinogenicity (causes cancer)	0.0004	1×10^{-6}	0.0005	1×10^{-6} (one per million)
1,1-Dichloro-ethylene (1,1-DCE)	hepatotoxicity (harms the liver)	0.01	NA	0.006	NA
1,2-Dichloro-ethylene, cis	nephrotoxicity (harms the kidney)	0.013	NA	0.006	NA
1,2-Dichloro-ethylene, trans	immunotoxicity (harms the immune system)	0.05	NA	0.01	NA

Table 1: Health Risk Categories and Cancer Risk Values for Chemicals with California Public Health Goals (PHGs)

Chemical	Health Risk Category ¹	California PHG (mg/L) ²	Cancer Risk ³ at the PHG	California MCL ⁴ (mg/L)	Cancer Risk at the California MCL
Dichloromethane (methylene chloride)	carcinogenicity (causes cancer)	0.004	1×10^{-6}	0.005	1×10^{-6} (one per million)
2,4-Dichlorophenoxyacetic acid (2,4-D)	hepatotoxicity and nephrotoxicity (harms the liver and kidney)	0.02	NA	0.07	NA
1,2-Dichloropropane (propylene dichloride)	carcinogenicity (causes cancer)	0.0005	1×10^{-6}	0.005	1×10^{-5} (one per hundred thousand)
1,3-Dichloropropene (Telone II®)	carcinogenicity (causes cancer)	0.0002	1×10^{-6}	0.0005	2×10^{-6} (two per million)
Dinoseb	reproductive toxicity (harms the uterus and testis)	0.014	NA	0.007	NA
Diquat	ocular toxicity (harms the eye) developmental toxicity (causes malformation)	0.006	NA	0.02	NA
Endothall	digestive system toxicity (harms the stomach or intestine)	0.094	NA	0.1	NA
Endrin	neurotoxicity (causes convulsions) hepatotoxicity (harms the liver)	0.0003	NA	0.002	NA
Ethylbenzene (phenylethane)	hepatotoxicity (harms the liver)	0.3	NA	0.3	NA

Table 1: Health Risk Categories and Cancer Risk Values for Chemicals with California Public Health Goals (PHGs)

Chemical	Health Risk Category ¹	California PHG (mg/L) ²	Cancer Risk ³ at the PHG	California MCL ⁴ (mg/L)	Cancer Risk at the California MCL
Ethylene dibromide (1,2-Dibromoethane)	carcinogenicity (causes cancer)	0.00001	1×10^{-6}	0.00005	5×10^{-6} (five per million)
Fluoride	musculoskeletal toxicity (causes tooth mottling)	1	NA	2	NA
Glyphosate	nephrotoxicity (harms the kidney)	0.9	NA	0.7	NA
Heptachlor	carcinogenicity (causes cancer)	0.000008 (8×10^{-6})	1×10^{-6}	0.00001	1×10^{-6} (one per million)
Heptachlor epoxide	carcinogenicity (causes cancer)	0.000006 (6×10^{-6})	1×10^{-6}	0.00001	2×10^{-6} (two per million)
Hexachlorobenzene	carcinogenicity (causes cancer)	0.00003	1×10^{-6}	0.001	3×10^{-5} (three per hundred thousand)
Hexachlorocyclopentadiene (HCCPD)	digestive system toxicity (causes stomach lesions)	0.002	NA	0.05	NA
Lead	developmental neurotoxicity (causes neurobehavioral effects in children) cardiovascular toxicity (causes high blood pressure) carcinogenicity (causes cancer)	0.0002	$< 1 \times 10^{-6}$ (PHG is not based on this effect)	0.015 (AL ⁹)	2×10^{-6} (two per million)

Table 1: Health Risk Categories and Cancer Risk Values for Chemicals with California Public Health Goals (PHGs)

Chemical	Health Risk Category ¹	California PHG (mg/L) ²	Cancer Risk ³ at the PHG	California MCL ⁴ (mg/L)	Cancer Risk at the California MCL
Lindane (γ-BHC)	carcinogenicity (causes cancer)	0.000032	1×10^{-6}	0.0002	6×10^{-6} (six per million)
Mercury (inorganic)	nephrotoxicity (harms the kidney)	0.0012	NA	0.002	NA
Methoxychlor	endocrine toxicity (causes hormone effects)	0.00009	NA	0.03	NA
Methyl tertiary-butyl ether (MTBE)	carcinogenicity (causes cancer)	0.013	1×10^{-6}	0.013	1×10^{-6} (one per million)
Molinate	carcinogenicity (causes cancer)	0.001	1×10^{-6}	0.02	2×10^{-5} (two per hundred thousand)
Monochlorobenzene (chlorobenzene)	nephrotoxicity (harms the kidney)	0.07	NA	0.07	NA
Nickel	developmental toxicity (causes increased neonatal deaths)	0.012	NA	0.1	NA
Nitrate	hematotoxicity (causes methemoglobinemia)	45 as nitrate	NA	10 as nitrogen (=45 as nitrate)	NA
Nitrite	hematotoxicity (causes methemoglobinemia)	3 as nitrite	NA	1 as nitrogen (=3 as nitrite)	NA

Table 1: Health Risk Categories and Cancer Risk Values for Chemicals with California Public Health Goals (PHGs)

Chemical	Health Risk Category ¹	California PHG (mg/L) ²	Cancer Risk ³ at the PHG	California MCL ⁴ (mg/L)	Cancer Risk at the California MCL
Nitrate and Nitrite	hematotoxicity (causes methemoglobinemia)	10 as nitrogen ¹⁰	NA	10 as nitrogen	NA
N-nitroso-dimethyl-amine (NDMA)	carcinogenicity (causes cancer)	0.000003 (3×10 ⁻⁶)	1×10 ⁻⁶	none	NA
Oxamyl	general toxicity (causes body weight effects)	0.026	NA	0.05	NA
Pentachloro-phenol (PCP)	carcinogenicity (causes cancer)	0.0003	1×10 ⁻⁶	0.001	3×10 ⁻⁶ (three per million)
Perchlorate	endocrine toxicity (affects the thyroid) developmental toxicity (causes neurodevelopmental deficits)	0.001	NA	0.006	NA
Picloram	hepatotoxicity (harms the liver)	0.166	NA	0.5	NA
Polychlorinated biphenyls (PCBs)	carcinogenicity (causes cancer)	0.00009	1×10 ⁻⁶	0.0005	6×10 ⁻⁶ (six per million)
Radium-226	carcinogenicity (causes cancer)	0.05 pCi/L	1×10 ⁻⁶	5 pCi/L (combined Ra ²²⁶⁺²²⁸)	1×10 ⁻⁴ (one per ten thousand)

¹⁰ The joint nitrate/nitrite PHG of 10 mg/L (10 ppm, expressed as nitrogen) does not replace the individual values, and the maximum contribution from nitrite should not exceed 1 mg/L nitrite-nitrogen.

Table 1: Health Risk Categories and Cancer Risk Values for Chemicals with California Public Health Goals (PHGs)

Chemical	Health Risk Category ¹	California PHG (mg/L) ²	Cancer Risk ³ at the PHG	California MCL ⁴ (mg/L)	Cancer Risk at the California MCL
Radium-228	carcinogenicity (causes cancer)	0.019 pCi/L	1×10^{-6}	5 pCi/L (combined Ra ²²⁶⁺²²⁸)	3×10^{-4} (three per ten thousand)
Selenium	integumentary toxicity (causes hair loss and nail damage)	0.03	NA	0.05	NA
Silvex (2,4,5-TP)	hepatotoxicity (harms the liver)	0.003	NA	0.05	NA
Simazine	general toxicity (causes body weight effects)	0.004	NA	0.004	NA
Strontium-90	carcinogenicity (causes cancer)	0.35 pCi/L	1×10^{-6}	8 pCi/L	2×10^{-5} (two per hundred thousand)
Styrene (vinylbenzene)	carcinogenicity (causes cancer)	0.0005	1×10^{-6}	0.1	2×10^{-4} (two per ten thousand)
1,1,2,2-Tetrachloroethane	carcinogenicity (causes cancer)	0.0001	1×10^{-6}	0.001	1×10^{-5} (one per hundred thousand)
2,3,7,8-Tetrachlorodibenzo-p-dioxin (TCDD, or dioxin)	carcinogenicity (causes cancer)	5×10^{-11}	1×10^{-6}	3×10^{-8}	6×10^{-4} (six per ten thousand)

Table 1: Health Risk Categories and Cancer Risk Values for Chemicals with California Public Health Goals (PHGs)

Chemical	Health Risk Category ¹	California PHG (mg/L) ²	Cancer Risk ³ at the PHG	California MCL ⁴ (mg/L)	Cancer Risk at the California MCL
Tetrachloroethylene (perchloroethylene, or PCE)	carcinogenicity (causes cancer)	0.00006	1×10^{-6}	0.005	8×10^{-5} (eight per hundred thousand)
Thallium	integumentary toxicity (causes hair loss)	0.0001	NA	0.002	NA
Thiobencarb	general toxicity (causes body weight effects) hematotoxicity (affects red blood cells)	0.042	NA	0.07	NA
Toluene (methylbenzene)	hepatotoxicity (harms the liver) endocrine toxicity (harms the thymus)	0.15	NA	0.15	NA
Toxaphene	carcinogenicity (causes cancer)	0.00003	1×10^{-6}	0.003	1×10^{-4} (one per ten thousand)
1,2,4-Trichlorobenzene	endocrine toxicity (harms adrenal glands)	0.005	NA	0.005	NA
1,1,1-Trichloroethane	neurotoxicity (harms the nervous system), reproductive toxicity (causes fewer offspring) hepatotoxicity (harms the liver) hematotoxicity (causes blood effects)	1	NA	0.2	NA

Table 1: Health Risk Categories and Cancer Risk Values for Chemicals with California Public Health Goals (PHGs)

Chemical	Health Risk Category ¹	California PHG (mg/L) ²	Cancer Risk ³ at the PHG	California MCL ⁴ (mg/L)	Cancer Risk at the California MCL
1,1,2-Trichloroethane	carcinogenicity (causes cancer)	0.0003	1×10^{-6}	0.005	2×10^{-5} (two per hundred thousand)
Trichloroethylene (TCE)	carcinogenicity (causes cancer)	0.0017	1×10^{-6}	0.005	3×10^{-6} (three per million)
Trichlorofluoromethane (Freon 11)	accelerated mortality (increase in early death)	1.3	NA	0.15	NA
1,2,3-Trichloropropane (1,2,3-TCP)	carcinogenicity (causes cancer)	0.0000007 (7×10^{-7})	1×10^{-6}	0.000005 (5×10^{-6})	7×10^{-6} (seven per million)
1,1,2-Trichloro-1,2,2-trifluoroethane (Freon 113)	hepatotoxicity (harms the liver)	4	NA	1.2	NA
Trihalomethanes: Bromodichloromethane	carcinogenicity (causes cancer)	0.00006	1×10^{-6}	0.080*	1.3×10^{-3} (1.3 per thousand) ¹¹
Trihalomethanes: Bromoform	carcinogenicity (causes cancer)	0.0005	1×10^{-6}	0.080*	2×10^{-4} (two per ten thousand) ¹²

* For total trihalomethanes (the sum of bromodichloromethane, bromoform, chloroform, and dibromochloromethane). There are no MCLs for individual trihalomethanes.

¹¹ Based on 0.080 mg/L bromodichloromethane; the risk will vary with different combinations and ratios of the other trihalomethanes in a particular sample.

¹² Based on 0.080 mg/L bromoform; the risk will vary with different combinations and ratios of the other trihalomethanes in a particular sample.

Table 1: Health Risk Categories and Cancer Risk Values for Chemicals with California Public Health Goals (PHGs)

Chemical	Health Risk Category ¹	California PHG (mg/L) ²	Cancer Risk ³ at the PHG	California MCL ⁴ (mg/L)	Cancer Risk at the California MCL
Trihalomethanes: Chloroform	carcinogenicity (causes cancer)	0.0004	1×10^{-6}	0.080*	2×10^{-4} (two per ten thousand) ¹³
Trihalomethanes: Dibromochloromethane	carcinogenicity (causes cancer)	0.0001	1×10^{-6}	0.080*	8×10^{-4} (eight per ten thousand) ¹⁴
Tritium	carcinogenicity (causes cancer)	400 pCi/L	1×10^{-6}	20,000 pCi/L	5×10^{-5} (five per hundred thousand)
Uranium	carcinogenicity (causes cancer)	0.43 pCi/L	1×10^{-6}	20 pCi/L	5×10^{-5} (five per hundred thousand)
Vinyl chloride	carcinogenicity (causes cancer)	0.00005	1×10^{-6}	0.0005	1×10^{-5} (one per hundred thousand)
Xylene	neurotoxicity (affects the senses, mood, and motor control)	1.8 (single isomer or sum of isomers)	NA	1.75 (single isomer or sum of isomers)	NA

* For total trihalomethanes (the sum of bromodichloromethane, bromoform, chloroform, and dibromochloromethane). There are no MCLs for individual trihalomethanes.

¹³ Based on 0.080 mg/L chloroform; the risk will vary with different combinations and ratios of the other trihalomethanes in a particular sample.

¹⁴ Based on 0.080 mg/L dibromochloromethane; the risk will vary with different combinations and ratios of the other trihalomethanes in a particular sample.

Table 2: Health Risk Categories and Cancer Risk Values for Chemicals without California Public Health Goals

Chemical	Health Risk Category ¹	US EPA MCLG ² (mg/L)	Cancer Risk ³ at the MCLG	California MCL ⁴ (mg/L)	Cancer Risk at the California MCL
Disinfection byproducts (DBPs)					
Chloramines	acute toxicity (causes irritation) digestive system toxicity (harms the stomach) hematotoxicity (causes anemia)	4 ^{5,6}	NA ⁷	none	NA
Chlorine	acute toxicity (causes irritation) digestive system toxicity (harms the stomach)	4 ^{5,6}	NA	none	NA
Chlorine dioxide	hematotoxicity (causes anemia) neurotoxicity (harms the nervous system)	0.8 ^{5,6}	NA	none	NA
Disinfection byproducts: haloacetic acids (HAA5)					
Monochloroacetic acid (MCA)	general toxicity (causes body and organ weight changes ⁸)	0.07	NA	none	NA

¹ Health risk category based on the US EPA MCLG document or California MCL document unless otherwise specified.

² MCLG = maximum contaminant level goal established by US EPA.

³ Cancer Risk = Upper estimate of excess cancer risk from lifetime exposure. Actual cancer risk may be lower or zero. 1×10^{-6} means one excess cancer case per million people exposed.

⁴ California MCL = maximum contaminant level established by California.

⁵ Maximum Residual Disinfectant Level Goal, or MRDLG.

⁶ The federal Maximum Residual Disinfectant Level (MRDL), or highest level of disinfectant allowed in drinking water, is the same value for this chemical.

⁷ NA = not available.

⁸ Body weight effects are an indicator of general toxicity in animal studies.

Table 2: Health Risk Categories and Cancer Risk Values for Chemicals without California Public Health Goals

Chemical	Health Risk Category ¹	US EPA MCLG ² (mg/L)	Cancer Risk ³ at the MCLG	California MCL ⁴ (mg/L)	Cancer Risk at the California MCL
Dichloroacetic acid (DCA)	Carcinogenicity (causes cancer)	0	0	none	NA
Trichloroacetic acid (TCA)	hepatotoxicity (harms the liver)	0.02	NA	none	NA
Monobromoacetic acid (MBA)	NA	none	NA	none	NA
Dibromoacetic acid (DBA)	NA	none	NA	none	NA
Total haloacetic acids (sum of MCA, DCA, TCA, MBA, and DBA)	general toxicity, hepatotoxicity and carcinogenicity (causes body and organ weight changes, harms the liver and causes cancer)	none	NA	0.06	NA
Radionuclides					
Gross alpha particles ⁹	carcinogenicity (causes cancer)	0 (²¹⁰ Po included)	0	15 pCi/L ¹⁰ (includes radium but not radon and uranium)	up to 1x10 ⁻³ (for ²¹⁰ Po, the most potent alpha emitter)

⁹ MCLs for gross alpha and beta particles are screening standards for a group of radionuclides. Corresponding PHGs were not developed for gross alpha and beta particles. See the OEHHA memoranda discussing the cancer risks at these MCLs at <http://www.oehha.ca.gov/water/reports/grossab.html>.

¹⁰ pCi/L = picocuries per liter of water.

ATTACHMENT NO. 2
 2022 Health Risk Information for Public Health Goal
 Exceedance Reports

Item 8.

Chemical	Health Risk Category ¹	US EPA MCLG ² (mg/L)	Cancer Risk ³ at the MCLG	California MCL ⁴ (mg/L)	Cancer Risk at the California MCL
Beta particles and photon emitters ⁹	carcinogenicity (causes cancer)	0 (²¹⁰ Pb included)	0	50 pCi/L (judged equiv. to 4 mrem/yr)	up to 2×10^{-3} (for ²¹⁰ Pb, the most potent beta-emitter)

ATTACHMENT NO. 3

Item 8.

Table 1

Reference: 2012 ACWA PHG Survey

COST ESTIMATES FOR TREATMENT TECHNOLOGIES

(INCLUDES ANNUALIZED CAPITAL AND O&M COSTS)

No.	Treatment Technology	Source of Information	Estimated Unit Cost 2012 ACWA Survey Indexed to 2021* (\$/1,000 gallons treated)
1	Ion Exchange	Coachella Valley WD, for GW, to reduce Arsenic concentrations. 2011 costs.	2.40
2	Ion Exchange	City of Riverside Public Utilities, for GW, for Perchlorate treatment.	1.16
3	Ion Exchange	Carollo Engineers, anonymous utility, 2012 costs for treating GW source for Nitrates. Design source water concentration: 88 mg/L NO ₃ . Design finished water concentration: 45 mg/L NO ₃ . Does not include concentrate disposal or land cost.	0.88
4	Granular Activated Carbon	City of Riverside Public Utilities, GW sources, for TCE, DBCP (VOC, SOC) treatment.	0.58
5	Granular Activated Carbon	Carollo Engineers, anonymous utility, 2012 costs for treating SW source for TTHMs. Design source water concentration: 0.135 mg/L. Design finished water concentration: 0.07 mg/L. Does not include concentrate disposal or land cost.	0.42
6	Granular Activated Carbon, Liquid Phase	LADWP, Liquid Phase GAC treatment at Tujunga Well field. Costs for treating 2 wells. Treatment for 1,1 DCE (VOC). 2011-2012 costs.	1.78
7	Reverse Osmosis	Carollo Engineers, anonymous utility, 2012 costs for treating GW source for Nitrates. Design source water concentration: 88 mg/L NO ₃ . Design finished water concentration: 45 mg/L NO ₃ . Does not include concentrate disposal or land cost.	0.94
8	Packed Tower Aeration	City of Monrovia, treatment to reduce TCE, PCE concentrations. 2011-12 costs.	0.52
9	Ozonation+ Chemical addition	SCVWD, STWTP treatment plant includes chemical addition + ozone generation costs to reduce THM/HAA5 concentrations. 2009-2012 costs.	0.11

COST ESTIMATES FOR TREATMENT TECHNOLOGIES
(INCLUDES ANNUALIZED CAPITAL AND O&M COSTS)

Item 8.

No.	Treatment Technology	Source of Information	Estimated Unit Cost 2012 ACWA Survey Indexed to 2021* (\$/1,000 gallons treated)
10	Ozonation+ Chemical addition	SCVWD, PWTP treatment plant includes chemical addition + ozone generation costs to reduce THM/HAA concentrations, 2009-2012 costs.	0.23
11	Coagulation/Filtration	Soquel WD, treatment to reduce manganese concentrations in GW. 2011 costs.	0.88
12	Coagulation/Filtration Optimization	San Diego WA, costs to reduce THM/Bromate, Turbidity concentrations, raw SW a blend of State Water Project water and Colorado River water, treated at Twin Oaks Valley WTP.	1.00
13	Blending (Well)	Rancho California WD, GW blending well, 1150 gpm, to reduce fluoride concentrations.	0.83
14	Blending (Wells)	Rancho California WD, GW blending wells, to reduce arsenic concentrations, 2012 costs.	0.68
15	Blending	Rancho California WD, using MWD water to blend with GW to reduce arsenic concentrations. 2012 costs.	0.81
16	Corrosion Inhibition	Atascadero Mutual WC, corrosion inhibitor addition to control aggressive water. 2011 costs.	0.10

*Costs were adjusted from date of original estimates to present, where appropriate, using the Engineering News Record (ENR) annual average Construction Cost Index of 12,1332021

ATTACHMENT NO. 3
Table 2
Reference: Other Agencies

COST ESTIMATES FOR TREATMENT TECHNOLOGIES
(INCLUDES ANNUALIZED CAPITAL AND O&M COSTS)

No.	Treatment Technology	Source of Information	Estimated 2012 Unit Cost Indexed to 2021* (\$/1,000 gallons treated)
1	Reduction - Coagulation-Filtration	Reference: February 28, 2013, Final Report Chromium Removal Research, City of Glendale, CA. 100-2000 gpm. Reduce Hexavalent Chromium to 1 ppb.	1.91 - 11.96
2	IX - Weak Base Anion Resin	Reference: February 28, 2013, Final Report Chromium Removal Research, City of Glendale, CA. 100-2000 gpm. Reduce Hexavalent Chromium to 1 ppb.	1.96 – 8.19
3	IX	Golden State Water Co., IX w/disposable resin, 1 MGD, Perchlorate removal, built in 2010.	0.60
4	IX	Golden State Water Co., IX w/disposable resin, 1000 gpm, perchlorate removal (Proposed; O&M estimated).	1.31
5	IX	Golden State Water Co., IX with brine regeneration, 500 gpm for Selenium removal, built in 2007.	8.57
6	GFO/Adsorption	Golden State Water Co., Granular Ferric Oxide Resin, Arsenic removal, 600 gpm, 2 facilities, built in 2006.	2.24 - 2.39
7	RO	Reference: Inland Empire Utilities Agency : Chino Basin Desalter. RO cost to reduce 800 ppm TDS, 150 ppm Nitrate (as NO ₃); approx. 7 mgd.	2.93
8	IX	Reference: Inland Empire Utilities Agency : Chino Basin Desalter. IX cost to reduce 150 ppm Nitrate (as NO ₃); approx. 2.6 mgd.	1.63

9	Packed Tower Aeration	Reference: Inland Empire Utilities Agency : Chino Basin Desalter. PTA-VOC air stripping, typical treated flow of approx. 1.6 mgd.	0.49
10	IX	Reference: West Valley WD Report, for Water Recycling Funding Program, for 2.88 mgd treatment facility. IX to remove Perchlorate, Perchlorate levels 6-10 ppb. 2008 costs.	0.68 - 0.97
11	Coagulation Filtration	Reference: West Valley WD, includes capital, O&M costs for 2.88 mgd treatment facility- Layne Christensen packaged coagulation Arsenic removal system. 2009-2012 costs.	0.45
12	FBR	Reference: West Valley WD/Envirogen design data for the O&M + actual capitol costs, 2.88 mgd fluidized bed reactor (FBR) treatment system, Perchlorate and Nitrate removal, followed by multimedia filtration & chlorination, 2012. NOTE: The capitol cost for the treatment facility for the first 2,000 gpm is \$23 million annualized over 20 years with ability to expand to 4,000 gpm with minimal costs in the future. \$17 million funded through state and federal grants with the remainder funded by WVWD and the City of Rialto.	2.02 – 2.13

* Costs were adjusted from date of original estimates to present, where appropriate, using the Engineering News Record (ENR) annual average Construction Cost Index of 12,133 for 2021. .

ATTACHMENT NO. 3

Table 3

Reference: Updated 2012 ACWA Cost of Treatment Table

COST ESTIMATES FOR TREATMENT TECHNOLOGIES

(INCLUDES ANNUALIZED CAPITAL AND O&M COSTS)

No.	Treatment Technology	Source of Information	Estimated 2012 Unit Cost Indexed to 2021* (\$/1,000 gallons treated)
1	Granular Activated Carbon	Reference: Malcolm Pirnie estimate for California Urban Water Agencies, large surface water treatment plants treating water from the State Water Project to meet Stage 2 D/DBP and bromate regulation, 1998	0.69 - 1.31
2	Granular Activated Carbon	Reference: Carollo Engineers, estimate for VOC treatment (PCE), 95% removal of PCE, Oct. 1994, 1900 gpm design capacity	0.32
3	Granular Activated Carbon	Reference: Carollo Engineers, est. for a large No. Calif. surf. water treatment plant (90 mgd capacity) treating water from the State Water Project, to reduce THM precursors, ENR construction cost index = 6262 (San Francisco area) - 1992	1.51
4	Granular Activated Carbon	Reference: CH2M Hill study on San Gabriel Basin, for 135 mgd central treatment facility for VOC and SOC removal by GAC, 1990	0.59 - 0.86
5	Granular Activated Carbon	Reference: Southern California Water Co. - actual data for "rented" GAC to remove VOCs (1,1-DCE), 1.5 mgd capacity facility, 1998	2.71
6	Granular Activated Carbon	Reference: Southern California Water Co. - actual data for permanent GAC to remove VOCs (TCE), 2.16 mgd plant capacity, 1998	1.75
7	Reverse Osmosis	Reference: Malcolm Pirnie estimate for California Urban Water Agencies, large surface water treatment plants treating water from the State Water Project to meet Stage 2 D/DBP and bromate regulation, 1998	2.036 – 3.89
8	Reverse Osmosis	Reference: Boyle Engineering, RO cost to reduce 1000 ppm TDS in brackish groundwater in So. Calif., 1.0 mgd plant operated at 40% of design flow, high brine line cost, May 1991	4.80
9	Reverse Osmosis	Reference: Boyle Engineering, RO cost to reduce 1000 ppm TDS in brackish groundwater in So. Calif., 1.0 mgd plant operated at 100% of design flow, high brine line cost, May 1991	2.96
10	Reverse Osmosis	Reference: Boyle Engineering, RO cost to reduce 1000 ppm TDS in brackish groundwater in So. Calif., 10.0 mgd plant operated at 40% of design flow, high brine line cost, May 1991	3.20

COST ESTIMATES FOR TREATMENT TECHNOLOGIES
(INCLUDES ANNUALIZED CAPITAL AND O&M COSTS)

Item 8.

No.	Treatment Technology	Source of Information	Estimated 2012 Unit Cost Indexed to 2021* (\$/1,000 gallons treated)
11	Reverse Osmosis	Reference: Boyle Engineering, RO cost to reduce 1000 ppm TDS in brackish groundwater in So. Calif., 10.0 mgd plant operated at 100% of design flow, high brine line cost, May 1991	2.48
12	Reverse Osmosis	Reference: Arsenic Removal Study, City of Scottsdale, AZ - CH2M Hill, for a 1.0 mgd plant operated at 40% of design capacity, Oct. 1991	8.04
13	Reverse Osmosis	Reference: Arsenic Removal Study, City of Scottsdale, AZ - CH2M Hill, for a 1.0 mgd plant operated at 100% of design capacity, Oct. 1991	4.75
14	Reverse Osmosis	Reference: Arsenic Removal Study, City of Scottsdale, AZ - CH2M Hill, for a 10.0 mgd plant operated at 40% of design capacity, Oct. 1991	3.55
15	Reverse Osmosis	Reference: Arsenic Removal Study, City of Scottsdale, AZ - CH2M Hill, for a 10.0 mgd plant operated at 100% of design capacity, Oct. 1991	2.20
16	Reverse Osmosis	Reference: CH2M Hill study on San Gabriel Basin, for 135 mgd central treatment facility with RO to remove nitrate, 1990	2.22 - 3.89
17	Packed Tower Aeration	Reference: Analysis of Costs for Radon Removal... (AWWARF publication), Kennedy/Jenks, for a 1.4 mgd facility operating at 40% of design capacity, Oct. 1991	1.27
18	Packed Tower Aeration	Reference: Analysis of Costs for Radon Removal... (AWWARF publication), Kennedy/Jenks, for a 14.0 mgd facility operating at 40% of design capacity, Oct. 1991	0.68
19	Packed Tower Aeration	Reference: Carollo Engineers, estimate for VOC treatment (PCE) by packed tower aeration, without off-gas treatment, O&M costs based on operation during 329 days/year at 10% downtime, 16 hr/day air stripping operation, 1900 gpm design capacity, Oct. 1994	0.34
20	Packed Tower Aeration	Reference: Carollo Engineers, for PCE treatment by Ecolo-Flo Enviro-Tower air stripping, without off-gas treatment, O&M costs based on operation during 329 days/year at 10% downtime, 16 hr/day air stripping operation, 1900 gpm design capacity, Oct. 1994	0.35
21	Packed Tower Aeration	Reference: CH2M Hill study on San Gabriel Basin, for 135 mgd central treatment facility - packed tower aeration for VOC and radon removal, 1990	0.55 - 0.90

COST ESTIMATES FOR TREATMENT TECHNOLOGIES
(INCLUDES ANNUALIZED CAPITAL AND O&M COSTS)

Item 8.

No.	Treatment Technology	Source of Information	Estimated 2012 Unit Cost Indexed to 2021* (\$/1,000 gallons treated)
22	Advanced Oxidation Processes	Reference: Carollo Engineers, estimate for VOC treatment (PCE) by UV Light, Ozone, Hydrogen Peroxide, O&M costs based on operation during 329 days/year at 10% downtime, 24 hr/day AOP operation, 1900 gpm capacity, Oct. 1994	0.67
23	Ozonation	Reference: Malcolm Pirnie estimate for CUWA, large surface water treatment plants using ozone to treat water from the State Water Project to meet Stage 2 D/DBP and bromate regulation, <i>Cryptosporidium</i> inactivation requirements, 1998	0.15 - 0.32
24	Ion Exchange	Reference: CH2M Hill study on San Gabriel Basin, for 135 mgd central treatment facility - ion exchange to remove nitrate, 1990	0.73 - 0.97

* Costs were adjusted from date of original estimates to present, where appropriate, using the Engineering News Record (ENR) annual average Construction Cost Index of 12,133 for 2021.

ATTACHMENT NO. 4

SAMPLE "HYPOTHETICAL" PUBLIC HEALTH GOAL REPORT AND TRANSMITTAL
MEMORANDUM

NOTE: It is suggested that the Report take the form of a communication to the utility's Governing Board or management since the report does not have to be submitted to any government oversight agency. It is suggested that a transmittal memo from staff to the Board should succinctly summarize the report and indicate what action is needed, which as a minimum includes the scheduling of a public hearing and the formal public notice of the hearing.

SAMPLE MEMORANDUM TRANSMITTING REPORT TO GOVERNING BOARD:

TO: Governing Board, SoftWater Public Water Utility District

FROM: Betty Bestwater, General Manager

SUBJECT: Required Report on Public Health Goals

Attached for your approval is the final draft of a report prepared by staff comparing our district's drinking water quality with public health goals (PHGs) adopted by California EPA's Office of Environmental Health Hazard Assessment (OEHHA) and with maximum contaminant level goals (MCLGs) adopted by the USEPA. PHGs and MCLGs are not enforceable standards and no action to meet them is mandated.

SB 1307 (Calderone-Sher; effective 1-1-97) added new provisions to the California Health and Safety Code which mandate that a report be prepared by July 1, 1998, and every three years thereafter. The attached report is intended to provide information to the public in addition to the annual Consumer Confidence Report (CCR) mailed to each customer.

Our water system complies with all of the health-based drinking water standards and maximum contaminant levels (MCLs) required by the California Division of Drinking Water and the USEPA. No additional actions are recommended. *(If staff plans to recommend any action to further lower constituent levels, these actions should be noted here.)*

The new law requires that a public hearing be held (which can be part of a regularly scheduled public meeting) for the purpose of accepting and responding to public comment on the report. This public hearing will be scheduled as part of our regular board (or council, etc) meeting scheduled for _____ and will be noticed as required for public hearings.

Signed _____ General Manager

SOFTWATER PUBLIC WATER UTILITY DISTRICT REPORT ON DISTRICT'S WATER QUALITY RELATIVE TO PUBLIC HEALTH GOALS

(Note: The names, data, and analytical values cited in this sample report are hypothetical and each utility would need to substitute its own data and adjust the comments accordingly. The constituents discussed are only examples of some that water utilities may have to address in this report. This is not the only way the report can be structured)

Background:

Provisions of the California Health and Safety Code (Reference No. 1) specify that larger (> 10,000 service connections) water utilities prepare a special report by July 1, 2016 if their water quality measurements have exceeded any Public Health Goals (PHGs). PHGs are non-enforceable goals established by the Cal-EPA's Office of Environmental Health Hazard Assessment (OEHHA). The law also requires that where OEHHA has not adopted a PHG for a constituent, the water suppliers are to use the MCLGs adopted by USEPA. Only constituents which have a California primary drinking water standard and for which either a PHG or MCLG has been set are to be addressed. (Reference No. 2 is a list of all regulated constituents with the MCLs and PHGs or MCLGs.)

There are a few constituents that are routinely detected in water systems at levels usually well below the drinking water standards for which no PHG nor MCLG has yet been adopted by OEHHA or USEPA including Total Trihalomethanes. These will be addressed in a future required report after a PHG has been adopted.

The new law specifies what information is to be provided in the report. (See Reference No. 1)

If a constituent was detected in the District's water supply between 2013 and 2015 at a level exceeding an applicable PHG or MCLG, this report provides the information required by the law. Included is the numerical public health risk associated with the MCL and the PHG or MCLG, the category or type of risk to health that could be associated with each constituent, the best treatment technology available that could be used to reduce the constituent level, and an estimate of the cost to install that treatment if it is appropriate and feasible.

(Note: If "numerical health risk" data is not available from OEHHA, insert the following: "OEHHA is required to provide numerical health risk information, but has not done so in time to include it in this report").

What Are PHGs?

PHGs are set by the California Office of Environmental Health Hazard Assessment (OEHHA) which is part of Cal-EPA and are based solely on public health risk considerations. None of the practical risk-management factors that are considered by the USEPA or the California Division of Drinking Water in setting drinking water standards (MCLs) are considered in setting the PHGs. These factors include analytical detection capability, treatment technology available, benefits and costs. The PHGs are not enforceable and are not required to be met by any public water system. MCLGs are the federal equivalent to PHGs.

Water Quality Data Considered:

All of the water quality data collected by our water system between 2013 and 2015 for purposes of determining compliance with drinking water standards was considered. This data was all summarized in our 2013, 2014, and 2015 Consumer Confidence Reports which were mailed to all of our customers in _____. (Reference No. 3)

Guidelines Followed:

The Association of California Water Agencies (ACWA) formed a workgroup which prepared guidelines for water utilities to use in preparing these newly required reports. The ACWA guidelines were used in the preparation of our report. No guidance was available from state regulatory agencies.

Best Available Treatment Technology and Cost Estimates:

Both the USEPA and DDW adopt what are known as BATs or Best Available Technologies which are the best known methods of reducing contaminant levels to the MCL. Costs can be estimated for such technologies. However, since many PHGs and all MCLGs are set much lower than the MCL, it is not always possible nor feasible to determine what treatment is needed to further reduce a constituent downward to or near the PHG or MCLG, many of which are set at zero. Estimating the costs to reduce a constituent to zero is difficult, if not impossible because it is not possible to verify by analytical means that the level has been lowered to zero. In some cases, installing treatment to try and further reduce very low levels of one constituent may have adverse effects on other aspects of water quality.

Constituents Detected That Exceed a PHG or a MCLG:

The following is a discussion of constituents that were detected in one or more of our drinking water sources at levels above the PHG, or if no PHG, above the MCLG.

Trichloroethylene (TCE): There is no PHG for TCE but the MCLG set by the USEPA is zero. The MCL or drinking water standard for TCE is 0.005 mg/I. We have detected TCE in 2 of our 20 wells at a level of 0.002 mg/I in Well No. 1 and at 0.003 mg/I in Well No. 8. The levels detected were below the MCLs at all times. The category of health risk associated with TCE, and the reason that a drinking water standard was adopted for it, is that people who drink water containing TCE above the MCL throughout their lifetime could experience an increased risk of getting cancer. DDW says that "Drinking water which meets this standard (the MCL) is associated with little to none of this risk and should be considered safe with respect to TCE." (NOTE: This language is taken from the DDW Blue Book of drinking water law and regulations, Section 64468.2, Title 22, CCR.) The numerical health risk for a MCLG of zero is zero. The BAT for TCE to lower the level below the MCL is either Granular Activated Carbon (GAC) or Packed Tower Aeration (PTA). Since the TCE level in these two wells is already below the MCL, GAC with a long empty bed contact time (EBCT) would likely be required to attempt to lower the TCE level to zero. The estimated cost to install and operate such a treatment system on both Wells No. 1 and No. 8 that would reliably reduce the TCE level to zero would be approximately \$ initial construction cost with additional O&M cost of \$ per year. This would result in an assumed increased cost for each customer of \$, ear.

E. coli:

In July 2021, the California Revised Total Coliform Rule became effective. The revisions included the new Coliform Treatment Technique requirement replacing the Total Coliform MCL, and a new *E. coli* MCL regulatory limit. The purpose for the revisions was to provide the public with increased protection against microbial pathogens in drinking water served by public water systems. A water system is in violation of the *E. coli* MCL if any of the following trigger levels occur:

1. *E. coli*-positive repeat sample following total coliform-positive routine sample
2. Total coliform-positive repeat sample following an *E. coli* routine sample
3. Failure to collect all required repeat samples following an *E. coli*-positive routine sample
4. Failure to test for *E. coli* when any repeat sample is total coliform-positive

Coliform bacteria are an indicator organism that are ubiquitous in nature and are not generally considered harmful. They are used because of the ease in monitoring and analysis. However, the presence of *E. coli* bacteria indicates that the water may be contaminated with human or animal wastes. These bacteria can make people sick and are a particular concern for those with weakened immune systems.

In the month of October 2021, we collected 120 samples from our distribution system for coliform analysis. One of these samples had tested positive for total coliform bacteria and was absent for *E. coli* bacteria. However, the repeat sample we had conducted tested positive for both total coliform bacteria and *E. coli* bacteria; we had exceeded the *E. coli* MCL. In coordinating with our local regulating agency, we initiated a Tier 1 public notification (Boil Water Order) and conducted a Level 2 assessment to identify the cause of the *E. coli*-positive sample. The cause was determined to be *(insert cause of contamination)* and the following corrective actions were taken...*(insert corrective actions taken)*.

Alternative No. 1: "We are working closely with our regional water supplier and have instituted new disinfection procedures to provide for a slightly higher disinfectant residual. Our disinfectant is chloramines. This increase has been carefully studied before it was implemented. This careful balance of treatment processes used is essential to continue supplying our customers with safe drinking water."

Alternative No. 2: "We add chlorine at our sources to assure that the water served is microbiologically safe. The chlorine residual levels are carefully controlled to provide the best health protection without causing the water to have undesirable taste and odor or increasing the disinfection byproduct level. This careful balance of treatment processes is essential to continue supplying our customers with safe drinking water."

Other equally important measures that we have implemented include: an effective cross-connection control program, maintenance of a disinfectant residual throughout our system, an effective monitoring and surveillance program and maintaining positive pressures in our distribution system. Our system has already taken all of the steps described by DDW as "best available technology" for coliform bacteria in Section 64447, Title 22, CCR.

(Note: If a utility is planning to initiate different treatment or new programs, these should be described and cost estimates could be included.)

Lead and/or Copper:

There is no MCL for Lead or Copper. Instead the 90th percentile value of all samples from house hold taps in the distribution system cannot exceed an Action Level of 0.015 mg/l for lead and 1.3 mg/l for copper. The PHG for lead is 0.002 mg/l. The PHG for copper is 0.17 mg/l.

The category of health risk for lead is damage to the kidneys or nervous system of humans. The category of health risk for copper is gastrointestinal irritation. Numerical health risk data on lead and copper have not yet been provided by OEHHA, the State agency responsible for providing that information. *(Note: If OEHHA provides this information prior to completion of a utility's report, it should be inserted here.)*

All of our source water samples for lead and copper in 200 were less than the PHG. Based on extensive sampling of our distribution system in 200, our 90th percentile value for lead was 0.006 mg/l and for copper was 0.18 mg/l.

Our water system is in full compliance with the Federal and State Lead and Copper Rule. Based on our extensive sampling, it was determined according to State regulatory requirements that we meet the Action Levels for Lead and Copper. Therefore, we are deemed by DDW to have "optimized corrosion control" for our system.

In general, optimizing corrosion control is considered to be the best available technology to deal with corrosion issues and with any lead or copper findings. We continue to monitor our water quality parameters that relate to corrosivity, such as the pH, hardness, alkalinity, total dissolved solids, and will take action if necessary to maintain our system in an "optimized corrosion control" condition.

Alternative No. 1: Since we are meeting the "optimized corrosion control" requirements, it is not prudent to initiate additional corrosion control treatment as it involves the addition of other chemicals and there could be additional water quality issues raised. Therefore, no estimate of cost has been included.

Alternative No. 2: To further reduce the potential that lead (or copper) values at consumer taps would exceed the PHO, corrosion control treatment could be installed at all of our sources at an estimated initial cost of \$_____ and an ongoing annual O&M cost of \$_____ which would be equivalent to \$ per service connection.

RECOMMENDATIONS FOR FURTHER ACTION:

The drinking water quality of the SoftWater Public Water Utility District meets all State of California, DDW and USEPA drinking water standards set to protect public health. To further reduce the levels of the constituents identified in this report that are already significantly below the health-based Maximum Contaminant Levels established to provide "safe drinking water", additional costly treatment processes would be required. The effectiveness of the treatment processes to provide any significant reductions in constituent levels at these already low values is uncertain. The health protection benefits of these further hypothetical reductions are not at all clear and may not be quantifiable. Therefore, no action is proposed.

Optional additional language: "The money that would be required for these additional treatment processes might provide greater public health protection benefits if spent on other water system operation, surveillance, and monitoring programs."

REFERENCES:

- No.1 Excerpt from Calif Health & Safety Code: Section 116470 (b)No.2
- Table of Regulated Constituents with MCLs, PHGs or MCLGs
- No.3 SoftWater Public Water Utility District's 2013, 2014 and 2015 Water Quality Reports
- No.4 Glossary of terms and abbreviations used in report (*Optional*)

AGENDA STAFF REPORT



MEETING NAME: Regular Board Meeting
MEETING DATE(S): August 11 & 15, 2022
FROM: Brian Macy – Assistant General Manager

FOR: ACTION X DIRECTION INFORMATION

FOURTH AMENDMENT TO PUBLIC WATER SYSTEM IMPROVEMENT AND WATER SERVICE CONNECTION FEE CREDIT/REIMBURSEMENT AGREEMENT BETWEEN SKYBORNE VENTURES, LLC, AND MISSION SPRINGS WATER DISTRICT

STAFF RECOMMENDATION

Authorize the General Manager to execute the Fourth Amendment to Public Water System Improvement and Water Service Connection Fee Credit/Reimbursement Agreement between Skyborne Ventures, LLC, and Mission Springs Water District and file with the Official Records of Riverside County.

SUMMARY

The District and Developer previously entered into that certain Public Water System Improvement and Water Service Connection Fee Credit/Reimbursement Agreement (Agreement) dated August 30, 2006, as amended by the First Amendment dated March 27, 2007, as further amended by the Second Amendment dated March 18, 2015, as further amended by the Third Amendment dated November 15, 2021, concerning the Skyborne Development.

District and Developer desire to amend certain terms of the Agreement on the terms and conditions set forth herein to allow the Developer to continue developing the Project and to provide for the timely and satisfactory completion of certain Improvements which are required by the Agreement and necessary for adequate water service by District for the 1530 Zone of the Skyborne Development. In lieu of the design and construction of Well 36-C, the Developer shall deposit a total of \$5,000,000 at specified times as describing in the Fourth Amendment.

ANALYSIS

This Fourth Amendment addresses the completion of certain public water service improvements, specifically Well 36-C, for the 1530 Zone of the Project. Pursuant to the Third Amendment, Developer delivered a Well Work Deposit to District, satisfying all obligations of Developer to design, construct, equip, complete and connect Well 34-C, Well 35-C, and the Intertie. This Fourth Amendment allows in exchange for delivery of the Well 36-C, the deposit a total of \$5,000,000 at specified times which will satisfy the Developer’s obligation for the design and construction of Well 36-C as set forth in the Agreement. As such, the District shall provide sufficient water and irrigation meters for the construction of up to four hundred sixty-eight (468) additional residential units within the phases of the Project known as Village 3 and Village 10. The total number of residential units provided for under the Agreement and this Fourth Amendment is eight hundred seventy-eight (878) units.

FISCAL IMPACT AND STRATEGIC PLAN IMPLEMENTATION

There is no anticipated fiscal impact to the District as the Agreement and subsequent amendments provide adequate safeguards, as intended, to assure completion of the remaining work.

ATTACHMENTS

Fourth Amendment

**RECORDING REQUESTED BY
AND WHEN RECORDED RETURN TO:**

Mission Springs Water District
Attn: Arden Wallum, General Manager
66575 Second Street
Desert Hot Springs, CA 92240

SPACE ABOVE THIS LINE IS FOR RECORDER'S USE

**FOURTH AMENDMENT TO PUBLIC WATER SYSTEM IMPROVEMENT AND
WATER SERVICE CONNECTION FEE CREDIT/REIMBURSEMENT AGREEMENT**

This FOURTH AMENDMENT TO PUBLIC WATER SYSTEM IMPROVEMENT AND WATER SERVICE CONNECTION FEE CREDIT/REIMBURSEMENT AGREEMENT (“**Fourth Amendment**”) is made and effective as of _____, 2022 (the “**Effective Date**”), by and between the MISSION SPRINGS WATER DISTRICT, a county water district and public agency of the State of California (“**District**”) and SKYBORNE VENTURES, LLC, a California limited liability company (“**Developer**”). District and Developer are hereinafter sometimes referred to individually as a “**Party**” and collectively as the “**Parties.**”

RECITALS

A. District and Developer previously entered into that certain Public Water System Improvement and Water Service Connection Fee Credit/Reimbursement Agreement dated August 30, 2006 and recorded on October 25, 2006, as Document No. 2006-0784841 in the Official Records of Riverside County (“**Original Agreement**”), as amended by that certain First Amendment to Public Water System Improvement and Water Service Connection Fee Credit/Reimbursement Agreement dated March 27, 2007 and recorded on March 29, 2007, as Document No. 2007-0213347 in the Official Records of Riverside County (“**First Amendment**”), as further amended by that certain Second Amendment to Public Water System Improvement and Water Service Connection Fee Credit/Reimbursement Agreement dated March 18, 2015 and was recorded on August 22, 2016, as Document No. 2016-0358292 in the Official Records of Riverside County (“**Second Amendment**”) and as further amended by that certain Third Amendment to Public Water System Improvement and Water Service Connection Fee Credit/Reimbursement Agreement dated November 15, 2021 and was recorded on November 18, 2021, as Document No. 2021-0688461 in the Official Records of Riverside County (“**Third Amendment**”), concerning that certain real property more particularly described in Exhibit “A” attached hereto, (the “**Property**”), which is incorporated herein by this reference. The Original Agreement, collectively with the First Amendment, Second Amendment and Third Amendment, shall be referred to as the “**Agreement.**” Capitalized terms not otherwise defined in this Fourth Amendment shall have the same meaning as set forth in the Agreement.

B. District and Developer desire to amend certain terms of the Agreement on the terms and conditions set forth herein in order to allow Developer to continue developing the Project and to provide for the timely and satisfactory completion of certain Improvements which are required by the Agreement and necessary for adequate water service by District for the Project.

C. This Fourth Amendment concerns the completion of certain public water service improvements for the 1530 Zone of the Project and the Property, all in a manner and in accordance with the time constraints set forth herein, in order to accommodate the construction of additional residential units within the 1530 Zone of the Project. All other terms and conditions set forth in the Agreement not addressed herein remain in full force and effect.

D. To date, District has provided sufficient water and irrigation meters for Developer to construct up to four hundred and ten (410) residential units, in accordance with the Agreement.

AGREEMENT

NOW, THEREFORE, in consideration of the approval of this Fourth Amendment, Developer and District agree as follows:

1. **Incorporation of Recitals.** Each of the above Recitals is incorporated herein and agreed upon by the Parties.
2. **Improvements; Water Meters.** District is willing to alter the timing and obligations for the build out of certain Improvements and to deliver water meters to the Project, upon Developer's performance of certain obligations, subject to the following conditions:
 - a. **Well 34-C, Well 35-C and Intertie.** Pursuant to the Third Amendment, Developer delivered the Well Work Deposit to District, satisfying all obligations of Developer to design, construct, equip, complete and connect Well 34-C, Well 35-C and the Intertie or fund the Well 34-C Work and Well 35-C Work. District agrees that it will provide sufficient water and irrigation meters for the construction of up to one hundred eight (108) additional residential units within the phase of the Project known as Village 2 (Hopewell).
 - b. **Well 36-C Design and Well 36-C Work.** In exchange for delivery of the Well 36-C Deposits described in Section 3 below, District agrees Developer shall have satisfied Developer's obligation for the Well 36-C Design as set forth in the Third Amendment and Developer's obligations for set forth in Section 5.1(c) of the Third Amendment, all to District's satisfaction, and District shall provide sufficient water and irrigation meters for the construction of up to four hundred sixty-eight (468) additional residential units within the phases of the Project known as Village 3 and Village 10, with two hundred eight six (286) allocated to Village 3 and one hundred eighty-two (182) allocated to Village 10, as more specifically described in Section 3, below. The total number of residential units provided for under the Agreement and this Fourth Amendment is eight hundred seventy-eight (878).

3. **Deposit.** The Well 36-C Design and Well 36-C Work shall be paid for by Developer as follows (the “**Well 36-C Deposits**”):

a. One Million and No/100 Dollars (\$1,000,000) upon release of 91 water meters in Village 3.

b. One Million and No/100 Dollars (\$1,000,000) upon release of an additional 97 water meters in Village 3.

c. One Million and No/100 Dollars (\$1,000,000) upon release of an additional 98 water meters in Village 3.

d. One Million and No/100 Dollars (\$1,000,000) upon release of a 91 water meters in Village 10.

e. One Million and No/100 Dollars (\$1,000,000) upon release of an additional 91 water meters in Village 10.

4. **Severability.** The provisions of this Fourth Amendment are severable. If any portion, paragraph, sentence or clause of this Fourth Amendment is held invalid by a court of competent jurisdiction, the remainder of the Agreement shall remain in full force and effect unless amended or modified by the mutual consent of the parties.

5. **Headings.** The headings of this Fourth Amendment are for convenience and reference only and shall not define, explain, modify, limit, exemplify, or aid in the interpretation, construction or meaning of any provisions of this Fourth Amendment.

6. **Counterparts.** This Fourth Amendment may be executed in any number of counterparts, each of which when executed and delivered shall be an original, and each such counterpart shall, when combined with all other such counterparts, constitute one agreement binding on the parties hereto.

7. **Survival of Agreement.** Except as otherwise specifically set forth herein, all terms and conditions of the Agreement shall remain and apply to Developer, District, the Project and Improvements required therein. Capitalized terms not specifically defined in this Fourth Amendment shall have the meanings attributed to them in the Agreement.

8. **Binding on Successors.** This Fourth Amendment shall be binding upon and inure to the benefit of the Parties hereto and their respective successors-in-interest and assignees.

9. **Recordation.** This Fourth Amendment shall be recorded in the Official Records of Riverside County, State of California.

[signatures on following page]

IN WITNESS WHEREOF, the Parties have executed this Fourth Amendment as of the day and year first above written.

DISTRICT:
MISSION SPRINGS WATER DISTRICT

DEVELOPER:
SKYBORNE VENTURES, LLC,
a California limited liability company

By: _____

By: _____

Name: _____

Name: _____

Title: _____

Title: _____

**ACKNOWLEDGMENT BY DISTRICT
OF FOURTH AMENDMENT TO PUBLIC WATER SYSTEM IMPROVEMENT AND WATER
SERVICE CONNECTION FEE CREDIT / REIMBURSEMENT AGREEMENT**

STATE OF CALIFORNIA)
)
COUNTY OF _____) ss.

On _____, 2022, before me, _____, a Notary Public in and for said State, personally appeared _____, who proved to me on the basis of satisfactory evidence to be the person(s) whose name(s) is/are subscribed to the within instrument and acknowledged to me that he/she/they executed the same in his/her/their authorized capacity(ies), and that by his/her/their signature(s) on the instrument the persons(s), or the entity upon behalf of which the person(s) acted, executed said instrument.

I certify under PENALTY OF PERJURY under the laws of the State of California that the foregoing paragraph is true and correct.

WITNESS my hand and official seal.

Signature _____ (Seal)

**ACKNOWLEDGMENT BY DEVELOPER
OF FOURTH AMENDMENT TO PUBLIC WATER SYSTEM IMPROVEMENT AND WATER
SERVICE CONNECTION FEE CREDIT / REIMBURSEMENT AGREEMENT**

STATE OF CALIFORNIA)
)
COUNTY OF _____) ss.

On _____, 2022, before me, _____, a Notary Public in and for said State, personally appeared _____, who proved to me on the basis of satisfactory evidence to be the person(s) whose name(s) is/are subscribed to the within instrument and acknowledged to me that he/she/they executed the same in his/her/their authorized capacity(ies), and that by his/her/their signature(s) on the instrument the persons(s), or the entity upon behalf of which the person(s) acted, executed said instrument.

I certify under PENALTY OF PERJURY under the laws of the State of California that the foregoing paragraph is true and correct.

WITNESS my hand and official seal.

Signature _____ (Seal)

Exhibit "A"
[Description of the Property and the Project]

[to be inserted prior to recordation]

Exhibit "A"
[Description of the Property and the Project]

Real property in the City of Desert Hot Springs, County of Riverside, State of California, described as follows:

PARCEL 1: (APN'S: 667-240-042; 667-250-041; AND 043)

LOTS I AND T OF TRACT NO. 32030-1, AS SHOWN BY MAP ON FILE IN BOOK 404 PAGES 67 THROUGH 75 OF MAPS. RECORDS OF RIVERSIDE COUNTY, CALIFORNIA.

EXCEPTING THEREFROM ½ ON ALL OIL, GAS AND OTHER HYDROCARBON SUBSTANCES UNDERLYING SAID LAND AND ½ OF ALL OTHER MINERALS, AS RESERVED IN DEED FROM JOSEPH R. TROTTER, HUSBAND AND WIFE FILED FOR RECORD MARCH 30, 1955.

PARCEL 2: (APN'S: 667-270-007 THROUGH 040, 080, 082 THROUGH 085; 667-280-001 THROUGH 047, 051 THROUGH 070, 072 THROUGH 078, 086 THROUGH 091; 667-290-078, 080, 081, 084 AND 085)

LOTS 7 THROUGH 87, 119 THROUGH 138, 140 THROUGH 146, AND LOTS A AND C, E THROUGH I AND L THROUGH Y OF TRACT NO. 32030-2, AS SHOWN BY MAP ON FILE IN BOOK 404 PAGES 76 THROUGH 84 OF MAPS. RECORDS OF RIVERSIDE COUNTY, CALIFORNIA.

EXCEPTING THEREFROM ½ ON ALL OIL, GAS AND OTHER HYDROCARBON SUBSTANCES UNDERLYING SAID LAND AND ½ OF ALL OTHER MINERALS, AS RESERVED IN DEED FROM JOSEPH R. TROTTER, HUSBAND AND WIFE FILED FOR RECORD MARCH 30, 1955.

PARCEL 3: (APN'S: 667-300-001 THROUGH 054, 058; 667-310-001 THROUGH 084 AND 088; 667-320-001 THROUGH 026, 029 THROUGH 078, 080 THROUGH 083 AND 667-330-001 THROUGH 013, 015 THROUGH 072 AND 076)

LOTS 1 THROUGH 286 AND LETTERED LOTS "O" THROUGH "Z" AND "AA" OF TRACT NO. 32030-3 AS SHOWN ON BY MAP ON FILE IN BOOK 419 PAGES 29 THROUGH 39 OF MAPS, RECORDS OF RIVERSIDE COUNTY, CALIFORNIA.

PARCEL 4: (APN'S: 667-340-001 THROUGH 048 AND 051; 667-350-001 THROUGH 074 AND 078 THROUGH 080; AND 667-360-001 THROUGH 060 AND 064)

LOTS 1 THROUGH 182 AND LETTERED LOTS "H" THROUGH "S" OF TRACT NO. 32030-10, AS SHOWN BY MAP ON FILE IN BOOK 419 PAGES 40 THROUGH 47 OF MAPS, RECORDS OF RIVERSIDE COUNTY, CALIFORNIA.

PARCEL 5: (APN'S: 667-080-006, 667-100-029, 031 AND 038)

TENTATIVE (TRACT) MAP 32030-4, BEING A SUBDIVISION OF THE FOLLOWING DESCRIBED PROPERTY:

PARCEL NO. 1:

THE SOUTH $\frac{1}{2}$ OF THE NORTHWEST $\frac{1}{4}$ OF SECTION 28, TOWNSHIP 2 SOUTH, RANGE 4 EAST, SAN BERNARDINO BASE AND MERIDIAN, STATE OF CALIFORNIA, ACCORDING TO THE OFFICIAL GOVERNMENT PLAT THEREOF.

PARCEL NO. 2:

THE SOUTHWEST $\frac{1}{4}$ OF SECTION 28, TOWNSHIP 2 SOUTH, RANGE 4 EAST, SAN BERNARDINO BASE AND MERIDIAN, STATE OF CALIFORNIA, ACCORDING TO THE OFFICIAL GOVERNMENT PLAT THEREOF.

EXCEPTING THEREFROM THE EAST $\frac{1}{2}$ OF THE SOUTHWEST $\frac{1}{4}$.

ALSO EXCEPTING THEREFROM THE EAST $\frac{1}{2}$ OF THE NORTHEAST $\frac{1}{4}$ OF THE NORTHWEST $\frac{1}{4}$ OF THE SOUTHWEST $\frac{1}{4}$ OF SAID SECTION.

ALSO EXCEPTING THEREFROM THE SOUTHERLY 40 FEET CONVEYED TO THE COUNTY OF RIVERSIDE BY DEED FILED FOR RECORD JULY 26, 1949 AS INSTRUMENT NO. 3081 OF OFFICIAL RECORDS OF RIVERSIDE COUNTY, CALIFORNIA.

EXCEPTING THEREFROM ANY PORTION LYING WITHIN TRACT 32030-1 AS SHOWN ON FILE IN BOOK 404 PAGES 67 THROUGH 75 OF MAPS, RECORDS OF RIVERSIDE COUNTY, CALIFORNIA.

PARCEL NO. 3:

THE EAST $\frac{1}{2}$ OF THE SOUTHWEST $\frac{1}{4}$, AND THE EAST $\frac{1}{2}$ OF THE NORTHEAST $\frac{1}{4}$ OF THE NORTHWEST $\frac{1}{4}$ OF THE SOUTHWEST $\frac{1}{4}$ OF SECTION 28, TOWNSHIP 2 SOUTH, RANGE 4 EAST, SAN BERNARDINO BASE AND MERIDIAN, STATE OF CALIFORNIA, ACCORDING TO THE OFFICIAL GOVERNMENT PLAT THEREOF.

EXCEPTING THEREFROM THE SOUTHERLY 40 FEET AS CONVEYED TO THE COUNTY OF RIVERSIDE, BY DEED RECORDED JULY 26, 1949 AS INSTRUMENT NO. 3081 OF OFFICIAL RECORDS OF RIVERSIDE COUNTY, CALIFORNIA.

EXCEPTING THEREFROM ANY PORTION LYING WITHIN TRACT 32030-1 AS SHOWN ON FILE IN BOOK 404 PAGES 67 THROUGH 75 OF MAPS, RECORDS OF RIVERSIDE COUNTY, CALIFORNIA.

ALSO EXCEPTING THEREFROM ANY PORTION LYING WITHIN TRACT 32030-3 AS SHOWN ON FILE IN BOOK 419 PAGES 29 THROUGH 39 OF MAPS, RECORDS OF RIVERSIDE COUNTY, CALIFORNIA.

PARCEL 6: (APN'S: 667-100-029, 031 AND 038; 667-120-051, 052, 025 THROUGH 027)

TENTATIVE (TRACT) MAP 32030-5, BEING A SUBDIVISION OF THE FOLLOWING DESCRIBED PROPERTY:

PARCEL NO. 1

THE SOUTHWEST $\frac{1}{4}$ OF SECTION 28, TOWNSHIP 2 SOUTH, RANGE 4 EAST, SAN BERNARDINO BASE AND MERIDIAN, STATE OF CALIFORNIA, ACCORDING TO THE OFFICIAL GOVERNMENT PLAT THEREOF.

EXCEPTING THEREFROM THE EAST $\frac{1}{2}$ OF THE SOUTHWEST $\frac{1}{4}$.

ALSO EXCEPTING THEREFROM THE EAST $\frac{1}{2}$ OF THE NORTHEAST $\frac{1}{4}$ OF THE NORTHWEST $\frac{1}{4}$ OF THE SOUTHWEST $\frac{1}{4}$ OF SAID SECTION.

ALSO EXCEPTING THEREFROM THE SOUTHERLY 40 FEET CONVEYED TO THE COUNTY OF RIVERSIDE BY DEED FILED FOR RECORD JULY 26, 1949 AS INSTRUMENT NO. 3081 OF OFFICIAL RECORDS OF RIVERSIDE COUNTY, CALIFORNIA.

ALSO EXCEPTING THEREFROM ANY PORTION LYING WITHIN TRACT 32030-1 AS SHOWN ON FILE IN BOOK 404, PAGES 67 THROUGH 75, OF MAPS, RECORDS OF RIVERSIDE COUNTY, CALIFORNIA.

PARCEL NO. 2:

THE EAST $\frac{1}{2}$ OF THE SOUTHWEST $\frac{1}{4}$, AND THE EAST $\frac{1}{2}$ OF THE NORTHEAST $\frac{1}{4}$ OF THE NORTHWEST $\frac{1}{4}$ OF THE SOUTHWEST $\frac{1}{4}$ OF SECTION 28, TOWNSHIP 2 SOUTH, RANGE 4 EAST, SAN BERNARDINO BASE AND MERIDIAN, STATE OF CALIFORNIA, ACCORDING TO THE OFFICIAL GOVERNMENT PLAT THEREOF.

EXCEPTING THEREFROM THE SOUTHERLY 40 FEET AS CONVEYED TO THE COUNTY OF RIVERSIDE, BY DEED RECORDED JULY 26, 1949 AS INSTRUMENT NO. 3081 OF OFFICIAL RECORDS OF RIVERSIDE COUNTY, CALIFORNIA.

ALSO EXCEPTING THEREFROM ANY PORTION LYING WITHIN TRACT 32030-1 AS SHOWN ON FILE IN BOOK 404, PAGES 67 THROUGH 75, OF MAPS, RECORDS OF RIVERSIDE COUNTY, CALIFORNIA.

ALSO EXCEPTING THEREFROM ANY PORTION LYING WITHIN TRACT 32030-3 AS SHOWN ON FILE IN BOOK 419, PAGES 29 THROUGH 39, OF MAPS, RECORDS OF RIVERSIDE COUNTY, CALIFORNIA.

PARCEL 3:

THAT PORTION OF THE EAST ½ OF SECTION 29, TOWNSHIP 2 SOUTH, RANGE 4 WEST, SAN BERNARDINO BASE AND MERIDIAN, STATE OF CALIFORNIA, ACCORDING TO THE OFFICIAL GOVERNMENT PLAT THEREOF.

COMMENCING AT THE SOUTHEAST CORNER OF SAID SECTION 29; THENCE NORTHERLY ALONG THE EASTERLY BOUNDARY OF SAID SECTION 29, A DISTANCE OF 906 FEET TO THE TRUE POINT OF BEGINNING; THENCE WESTERLY AND PARALLEL THE SOUTHERLY BOUNDARY OF SAID SECTION 29, A DISTANCE OF 528 FEET THENCE NORTHERLY AND PARALLEL WITH THE EASTERLY BOUNDARY OF SAID SECTION 29, A DISTANCE OF 577 FEET; THENCE EASTERLY AND PARALLEL WITH THE SOUTHERLY BOUNDARY OF SAID SECTION 29, A DISTANCE OF 528 FEET TO THE EASTERLY BOUNDARY OF SAID SECTION 29; THENCE SOUTHERLY ALONG THE EASTERLY BOUNDARY OF SAID SECTION 29, A DISTANCE OF 577 FEET TO THE TRUE POINT OF BEGINNING.

PARCEL NO. 4:

THE NORTH 165 FEET OF THE REAL PROPERTY DESCRIBED AS FOLLOWS:

THAT PORTION OF THE EAST ½ OF SECTION 29, TOWNSHIP 2 SOUTH, RANGE 4 EAST, SAN BERNARDINO BASE AND MERIDIAN, STATE OF CALIFORNIA, ACCORDING TO THE OFFICIAL GOVERNMENT PLAT THEREOF.

COMMENCING AT THE SOUTHEAST CORNER OF SAID SECTION 29; THENCE NORTHERLY ALONG THE EASTERLY BOUNDARY OF SAID SECTION, A DISTANCE OF 329.0 FEET TO THE TRUE POINT OF BEGINNING; THENCE WESTERLY AND PARALLEL WITH THE SOUTH BOUNDARY OF SAID SECTION, A DISTANCE OF 528.0 FEET; THENCE NORTHERLY AND PARALLEL WITH THE EASTERLY BOUNDARY OF SAID SECTION, A DISTANCE OF 577.0 FEET; THENCE EASTERLY AND PARALLEL WITH THE SOUTH BOUNDARY OF SAID SECTION A DISTANCE OF 528.0 FEET; THENCE SOUTHERLY ALONG THE EASTERLY BOUNDARY OF SAID SECTION, A DISTANCE OF 577.0 FEET TO THE TRUE POINT OF BEGINNING.

PARCEL NO. 5:

THAT PORTION OF THE EAST ½ OF SECTION 29, TOWNSHIP 2 SOUTH, RANGE 4 EAST, SAN BERNARDINO BASE AND MERIDIAN, STATE OF CALIFORNIA, ACCORDING TO THE OFFICIAL GOVERNMENT PLAT THEREOF

COMMENCING AT THE SOUTHEAST CORNER OF SAID SECTION 29; THENCE NORTHERLY ALONG THE EASTERLY BOUNDARY OF SAID SECTION 29, A DISTANCE OF 329 FEET TO THE TRUE POINT OF BEGINNING; THENCE WESTERLY AND PARALLEL WITH SOUTHERLY BOUNDARY OF SAID SECTION 29, A DISTANCE OF 528 FEET; THENCE NORTHERLY AND PARALLEL WITH THE EASTERLY BOUNDARY OF SAID SECTION 29, A DISTANCE OF 577 FEET; THENCE EASTERLY AND PARALLEL WITH THE SOUTHERLY BOUNDARY OF SAID SECTION 29, A DISTANCE OF 528 FEET; THENCE SOUTHERLY AND ALONG THE EASTERLY BOUNDARY OF SAID SECTION 29, A DISTANCE OF 577 FEET TO THE TRUE POINT OF BEGINNING.

EXCEPTING THEREFROM THE NORTH 165 FEET THEREOF.

PARCEL NO. 6:

THAT PORTION OF THE EAST ½ OF SECTION 29, TOWNSHIP 2 SOUTH, RANGE 4 EAST, SAN BERNARDINO BASE AND MERIDIAN, STATE OF CALIFORNIA, ACCORDING TO THE OFFICIAL GOVERNMENT PLAT THEREOF.

COMMENCING AT THE SOUTHEAST CORNER OF SAID SECTION 29; THENCE WESTERLY ALONG THE SOUTHERLY BOUNDARY OF SAID SECTION 29, A DISTANCE OF 528 FEET TO THE TRUE POINT OF BEGINNING; THENCE CONTINUING WESTERLY ALONG THE SAID SOUTHERLY BOUNDARY OF SAID SECTION 29, A DISTANCE OF 528 FEET; THENCE NORTHERLY AND PARALLEL WITH THE EASTERLY BOUNDARY OF SAID SECTION 29, A DISTANCE OF 2640 FEET; THENCE EASTERLY AND PARALLEL WITH THE SOUTHERLY BOUNDARY OF SAID SECTION 29, A DISTANCE OF 528 FEET; THENCE SOUTHERLY AND PARALLEL WITH THE EASTERLY BOUNDARY OF SAID SECTION 29, A DISTANCE OF 2640 FEET TO THE TRUE POINT OF BEGINNING.

PARCEL 7: (APN'S: 667-080-006; 667-100-029, 031 AND 038; 667-120-051, 052 AND 024)

TENTATIVE (TRACT) MAP 32030-6, BEING A SUBDIVISION OF THE FOLLOWING DESCRIBED PROPERTY:

PARCEL NO. 1:

THE SOUTH ½ OF THE NORTHWEST ¼ OF SECTION 28, TOWNSHIP 2 SOUTH, RANGE 4 EAST, SAN BERNARDINO BASE AND MERIDIAN, STATE OF CALIFORNIA, ACCORDING TO THE OFFICIAL GOVERNMENT PLAT THEREOF.

PARCEL NO. 2:

THE SOUTHWEST $\frac{1}{4}$ OF SECTION 28, TOWNSHIP 2 SOUTH, RANGE 4 EAST, SAN BERNARDINO BASE AND MERIDIAN, STATE OF CALIFORNIA, ACCORDING TO THE OFFICIAL GOVERNMENT PLAT THEREOF.

EXCEPTING THEREFROM THE EAST $\frac{1}{2}$ OF THE SOUTHWEST $\frac{1}{4}$.

ALSO EXCEPTING THEREFROM THE EAST $\frac{1}{2}$ OF THE NORTHEAST $\frac{1}{4}$ OF THE NORTHWEST $\frac{1}{4}$ OF THE SOUTHWEST $\frac{1}{4}$ OF SAID SECTION.

ALSO EXCEPTING THEREFROM THE SOUTHERLY 40 FEET CONVEYED TO THE COUNTY OF RIVERSIDE BY DEED FILED FOR RECORD JULY 26, 1949 AS INSTRUMENT NO. 3081 OF OFFICIAL RECORDS OF RIVERSIDE COUNTY, CALIFORNIA.

EXCEPTING THEREFROM ANY PORTION LYING WITHIN TRACT 32030-1 AS SHOWN ON FILE IN BOOK 404 PAGES 67 THROUGH 75 OF MAPS, RECORDS OF RIVERSIDE COUNTY, CALIFORNIA.

PARCEL NO. 3:

THE EAST $\frac{1}{2}$ OF THE SOUTHWEST $\frac{1}{4}$, AND THE EAST $\frac{1}{2}$ OF THE NORTHEAST $\frac{1}{4}$ OF THE NORTHWEST $\frac{1}{4}$ OF THE SOUTHWEST $\frac{1}{4}$ OF SECTION 28, TOWNSHIP 2 SOUTH, RANGE 4 EAST, SAN BERNARDINO BASE AND MERIDIAN, STATE OF CALIFORNIA, ACCORDING TO THE OFFICIAL GOVERNMENT PLAT THEREOF.

EXCEPTING THEREFROM THE SOUTHERLY 40 FEET AS CONVEYED TO THE COUNTY OF RIVERSIDE, BY DEED RECORDED JULY 26, 1949 AS INSTRUMENT NO. 3081 OF OFFICIAL RECORDS OF RIVERSIDE COUNTY, CALIFORNIA.

EXCEPTING THEREFROM ANY PORTION LYING WITHIN TRACT 32030-1 AS SHOWN ON FILE IN BOOK 404 PAGES 67 THROUGH 75 OF MAPS, RECORDS OF RIVERSIDE COUNTY, CALIFORNIA.

ALSO EXCEPTING THEREFROM ANY PORTION LYING WITHIN TRACT 32030-3 AS SHOWN ON FILE IN BOOK 419 PAGES 29 THROUGH 39 OF MAPS, RECORDS OF RIVERSIDE COUNTY, CALIFORNIA.

PARCEL NO. 4:

THAT PORTION OF THE EAST $\frac{1}{2}$ OF SECTION 29, TOWNSHIP 2 SOUTH, RANGE 3 EAST, SAN BERNARDINO BASE AND MERIDIAN, STATE OF CALIFORNIA, ACCORDING TO THE OFFICIAL GOVERNMENT PLAT THEREOF.

COMMENCING AT THE SOUTHEAST CORNER OF SAID SECTION 29; THENCE NORTHERLY ALONG THE EASTERLY BOUNDARY OF SAID SECTION 29, A DISTANCE

OF 1483 FEET TO THE TRUE POINT OF BEGINNING; THENCE WESTERLY AND PARALLEL WITH THE SOUTHERLY BOUNDARY OF SAID SECTION 29, A DISTANCE OF 528 FEET; THENCE NORTHERLY AND PARALLEL WITH THE EASTERLY BOUNDARY OF SAID SECTION 29, A DISTANCE OF 577 FEET; THENCE EASTERLY LAND PARALLEL WITH THE SOUTHERLY BOUNDARY OF SAID SECTION 29, A DISTANCE OF 528 FEET TO THE EASTERLY BOUNDARY OF SAID SECTION 29; THENCE SOUTHERLY ALONG THE EASTERLY BOUNDARY OF SAID SECTION 29, A DISTANCE OF 577 FEET TO THE TRUE POINT OF BEGINNING.

PARCEL NO. 5:

THAT PORTION OF THE EAST ½ OF SECTION 29, TOWNSHIP 2 SOUTH, RANGE 4 EAST, SAN BERNARDINO BASE AND MERIDIAN, STATE OF CALIFORNIA, ACCORDING TO THE OFFICIAL GOVERNMENT PLAT THEREOF.

COMMENCING AT THE SOUTHEAST CORNER OF SAID SECTION 29; THENCE WESTERLY ALONG THE SOUTHERLY BOUNDARY OF SAID SECTION 29, A DISTANCE OF 528 FEET TO THE TRUE POINT OF BEGINNING; THENCE CONTINUING WESTERLY ALONG THE SAID SOUTHERLY BOUNDARY OF SAID SECTION 29, A DISTANCE OF 528 FEET; THENCE NORTHERLY AND PARALLEL WITH THE EASTERLY BOUNDARY OF SAID SECTION 29, A DISTANCE OF 2640 FEET; THENCE EASTERLY AND PARALLEL WITH THE SOUTHERLY BOUNDARY OF SAID SECTION 29, A DISTANCE OF 528 FEET; THENCE SOUTHERLY AND PARALLEL WITH THE EASTERLY BOUNDARY OF SAID SECTION 29, A DISTANCE OF 2640 FEET TO THE TRUE POINT OF BEGINNING.

PARCEL 8: (APN'S: 667-080-002 THROUGH 004 AND 006)

TENTATIVE (TRACT) MAP 32030-7, BEING A SUBDIVISION OF THE FOLLOWING DESCRIBED PROPERTY:

PARCEL NO. 1

THAT PORTION OF THE NORTHWEST ¼ OF THE NORTHWEST ¼ OF SECTION 28, TOWNSHIP 2 SOUTH, RANGE 4 EAST, SAN BERNARDINO BASE AND MERIDIAN, STATE OF CALIFORNIA, ACCORDING TO THE OFFICIAL GOVERNMENT PLAT THEREOF.

BEGINNING AT THE SOUTHEAST CORNER OF THE NORTHWEST ¼ OF THE NORTHWEST ¼, OF SAID SECTION; THENCE WESTERLY, ON THE SOUTH LINE OF SAID NORTHWEST ¼ OF THE NORTHWEST ¼ 980.5 FEET, TO THE EAST LINE OF THAT CERTAIN 60 FOOT ROAD KNOWN AS 29 PALMS HIGHWAY; THENCE NORTH 23° 01' 13" EAST ON THE EASTERLY LINE OF SAID HIGHWAY, 1498.40 FEET TO THE NORTH

LINE OF SAID SECTION; THENCE EASTERLY, ON THE NORTH LINE OF SAID SECTION 390.71 FEET TO THE NORTHEAST CORNER OF THE NORTHWEST ¼ OF THE NORTHWEST ¼ OF SAID SECTION; THENCE SOUTH 0° 09' 30" EAST, ON THE EAST LINE OF THE SAID NORTHWEST ¼ OF THE NORTHWEST ¼ OF SAID SECTION, 1380.18 FEET, TO THE POINT OF BEGINNING.

EXCEPTING THEREFROM ONE HALF OF ALL OIL, GAS AND OTHER HYDROCARBON SUBSTANCES UNDERLYING SAID LAND AND ½ OF ALL OTHER MINERALS, AS RESERVED IN DEED FROM JOSEPH R. TROTTER, HUSBAND AND WIFE FILED FOR RECORD MARCH 30, 1955 AS BOOK 1715 PAGE 572 OF OFFICIAL RECORDS OF SAID COUNTY.

SAID PROPERTY IS ALSO SHOWN AS PARCEL 2, 3 AND 4 ON RECORD OF SURVEY ON FILE IN BOOK 27 PAGE 65 OF RECORDS OF SURVEY, RECORDS OF RIVERSIDE COUNTY, CALIFORNIA.

PARCEL NO. 2

THE SOUTH ½ OF THE NORTHWEST ¼ OF SECTION 28, TOWNSHIP 2 SOUTH, RANGE 4 EAST, SAN BERNARDINO BASE AND MERIDIAN, STATE OF CALIFORNIA, ACCORDING TO THE OFFICIAL GOVERNMENT PLAT THEREOF.

PARCEL 9: (APN'S: 667-080-006 AND 007)

TENTATIVE (TRACT) MAP 32030-8, BEING A SUBDIVISION OF THE FOLLOWING DESCRIBED PROPERTY:

PARCEL NO. 1

THE NORTHEAST ¼ OF THE NORTHWEST ¼ AND THE NORTH ½ OF THE NORTHEAST ¼ OF SECTION 28, TOWNSHIP 2 SOUTH, RANGE 4 EAST, SAN BERNARDINO BASE AND MERIDIAN, STATE OF CALIFORNIA, ACCORDING TO THE OFFICIAL GOVERNMENT PLAT THEREOF.

EXCEPTING THEREFROM ANY PORTION LYING WITHIN TRACT 32030-10 AS SHOWN ON FILE IN BOOK 419 PAGES 40 THROUGH 47 OF MAPS, RECORDS OF RIVERSIDE COUNTY, CALIFORNIA.

PARCEL NO. 2:

THE SOUTH ½ OF THE NORTHWEST ¼ OF SECTION 28, TOWNSHIP 2 SOUTH, RANGE 4 EAST, SAN BERNARDINO BASE AND MERIDIAN, STATE OF CALIFORNIA, ACCORDING TO THE OFFICIAL GOVERNMENT PLAT THEREOF.

PARCEL 10: (APN'S: 667-080-002 THROUGH 004, 006 AND 007)

TENTATIVE (TRACT) MAP 32030-9, BEING A SUBDIVISION OF THE FOLLOWING DESCRIBED PROPERTY:

PARCEL NO. 1

THAT PORTION OF THE NORTHWEST $\frac{1}{4}$ OF THE NORTHWEST $\frac{1}{4}$ OF SECTION 28, TOWNSHIP 2 SOUTH, RANGE 4 EAST, SAN BERNARDINO BASE AND MERIDIAN, STATE OF CALIFORNIA, ACCORDING TO THE OFFICIAL GOVERNMENT PLAT THEREOF.

BEGINNING AT THE SOUTHEAST CORNER OF THE NORTHWEST $\frac{1}{4}$ OF THE NORTHWEST $\frac{1}{4}$, OF SAID SECTION; THENCE WESTERLY, ON THE SOUTH LINE OF SAID NORTHWEST $\frac{1}{4}$ OF THE NORTHWEST $\frac{1}{4}$ 980.5 FEET, TO THE EAST LINE OF THAT CERTAIN 60 FOOT ROAD KNOWN AS 29 PALMS HIGHWAY; THENCE NORTH $23^{\circ} 01' 13''$ EAST ON THE EASTERLY LINE OF SAID HIGHWAY, 1498.40 FEET TO THE NORTH LINE OF SAID SECTION; THENCE EASTERLY, ON THE NORTH LINE OF SAID SECTION 390.71 FEET TO THE NORTHEAST CORNER OF THE NORTHWEST $\frac{1}{4}$ OF THE NORTHWEST $\frac{1}{4}$ OF SAID SECTION; THENCE SOUTH $0^{\circ} 09' 30''$ EAST, ON THE EAST LINE OF THE SAID NORTHWEST $\frac{1}{4}$ OF THE NORTHWEST $\frac{1}{4}$ OF SAID SECTION, 1380.18 FEET, TO THE POINT OF BEGINNING.

EXCEPTING THEREFROM ONE HALF OF ALL OIL, GAS AND OTHER HYDROCARBON SUBSTANCES UNDERLYING SAID LAND AND $\frac{1}{2}$ OF ALL OTHER MINERALS, AS RESERVED IN DEED FROM JOSEPH R. TROTTER, HUSBAND AND WIFE FILED FOR RECORD MARCH 30, 1955 AS BOOK 1715 PAGE 572 OF OFFICIAL RECORDS OF SAID COUNTY.

SAID PROPERTY IS ALSO SHOWN AS PARCEL 2, 3 AND 4 ON RECORD OF SURVEY ON FILE IN BOOK 27 PAGE 65 OF RECORDS OF SURVEY, RECORDS OF RIVERSIDE COUNTY, CALIFORNIA.

PARCEL NO. 2

THE NORTHEAST $\frac{1}{4}$ OF THE NORTHWEST $\frac{1}{4}$ AND THE NORTH $\frac{1}{2}$ OF THE NORTHEAST $\frac{1}{4}$ OF SECTION 28, TOWNSHIP 2 SOUTH, RANGE 4 EAST, SAN BERNARDINO BASE AND MERIDIAN, STATE OF CALIFORNIA, ACCORDING TO THE OFFICIAL GOVERNMENT PLAT THEREOF.

EXCEPTING THEREFROM ANY PORTION LYING WITHIN TRACT 32030-10 AS SHOWN ON FILE IN BOOK 419 PAGES 40 THROUGH 47 OF MAPS, RECORDS OF RIVERSIDE COUNTY, CALIFORNIA.

PARCEL NO. 3

THE SOUTH ½ OF THE NORTHWEST ¼ OF SECTION 28, TOWNSHIP 2 SOUTH, RANGE 4 EAST, SAN BERNARDINO BASE AND MERIDIAN, STATE OF CALIFORNIA, ACCORDING TO THE OFFICIAL GOVERNMENT PLAT THEREOF.

PARCEL 11: (APN'S: 667-300-055-0, 667-300-056-1, 667-300-057-2, 667-310-085-8, 677-310-086-9, 677-310-087-0, 677-320-027-7, 677-320-028-8, 677-320-079-4, 667-330-014-6, 667-330-073-9, 667-330-074-0 AND 667-330-075-1)

LETTERED LOTS A, B, C, F, G, H, I, J, K, L, M AND N OF TRACT NO. 32030-3 AS SHOWN ON BY MAP ON FILE IN BOOK 419 PAGES 29 THROUGH 39 OF MAPS, RECORDS OF RIVERSIDE COUNTY, CALIFORNIA.

PARCEL 12: (APN'S: 667-340-049-9, 667-340-350-9, 667-350-075-3, 667-350-076-4, 667-360-061-1, 667-360-062-2 AND 667-360-063-3)

LETTERED LOTS A THROUGH F OF TRACT NO. 32030-10, AS SHOWN BY MAP ON FILE IN BOOK 419 PAGES 40 THROUGH 47 OF MAPS, RECORDS OF RIVERSIDE COUNTY, CALIFORNIA.

AGENDA STAFF REPORT

MEETING NAME: REGULAR BOARD MEETING(S)

MEETING DATE(S): AUGUST 11 & 15, 2022

FROM: LEGAL COUNSEL

FOR: ACTION DIRECTION INFORMATION



PROCESS TO FILL BOARD VACANCY

STAFF RECOMMENDATION

Direct staff to notify the county elections official of a board vacancy and to post notice of the vacancy inviting applicants to apply to fill the vacancy, with interviews to be conducted and appointment to be made to fill the board vacancy on or after the September board meeting.

SUMMARY

Director Duncan resigned from the MSWD board of directors effective August 16, 2022. The district must notify the county elections officials of the vacancy no later than 15 days after the effective date of the vacancy. The remaining members of the district board may fill the vacancy either by appointment or by calling a special election. If the board fills the vacancy by appointment, it has 60 days from the date the vacancy became effective (i.e. 60 days from August 16, 2022) to fill the vacancy. Before appointing someone to fill the vacancy, district staff must post a notice of the vacancy in three or more conspicuous places within the district at least 15 days before the district board makes the appointment. Once an appointment has been made to fill the vacancy, the district must notify county elections officials of the appointment no later than 15 days after the appointment. The person appointed to fill the vacancy serves for the balance of director Duncan’s term of office.

ATTACHMENTS

Email dated July 15, 2022, from Director Duncan to President Martin, Arden Wallum and John Pinkney.

John O. Pinkney

From: Randy Duncan <rduncan@mswd.org>
Sent: Friday, July 15, 2022 3:34 PM
To: Russ Martin
Cc: Arden Wallum; Dori Petee; John O. Pinkney
Subject: Resignation request

Dear President Martin,

In my letter of resignation sent to you yesterday, I said that I would be resigning my position with the Board on August 16th.

I would like to ask that you accept this resignation and present it to the Board on Monday, July 18th to be voted on and accepted.

Thank you again,
Randy

**SECOND AMENDMENT TO
GENERAL MANAGER / CHIEF ENGINEER EMPLOYMENT AGREEMENT**

THIS AMENDMENT TO EMPLOYMENT AGREEMENT ("Amendment") is entered into as of the 15th day of August 2022 (the "Effective Date"), between the Mission Springs Water District, a county water district (the "District") and Arden Wallum ("Employee").

RECITALS

A. District and Employee entered into that certain Employment Agreement dated July 1, 2020. Thereafter, District and Employee entered into a First Amendment to the Employment Agreement dated February 16, 2021. The Employment Agreement and First Amendment are referred to collectively herein as the "Agreement".

B. District and Employee wish to further amend the Agreement to change the terms as provided herein. Except as amended herein, all other terms of the Agreement shall remain unchanged and in full force and effect.

AMENDMENT

- A. The above recitals are incorporated herein by this reference.
- B. Section II of the Agreement is hereby amended in its entirety as set forth below:

II. SALARY.

"Base Salary. Commencing on the above Effective Date, Employee's Base Salary shall be two hundred and sixty-five thousand three hundred and fifty six dollars (\$265,356.00) per year, which sum shall continue to be paid pursuant to the same procedures established for management employees as they may be amended by District from time to time. The Board shall annually review the Employee's Base Salary for increase, in an amount to be determined by the Board in its discretion, commencing one year from the above Effective Date and on each annual anniversary thereafter."

IN WITNESS WHEREOF, the parties have executed this Agreement on August 15, 2022.

MISSION SPRINGS WATER DISTRICT

EMPLOYEE

By: _____
Russ Martin, Board President

By: _____
Arden Wallum

APPROVED AS TO FORM

John Pinkney, District Counsel



BOARD OF DIRECTORS REGULAR MEETING STUDY SESSION MINUTES

Thursday, July 14, 2022, at 3:00 PM
Via Teleconference – No Live Attendance

CALL TO ORDER

President Martin called the meeting to order at 3:00 PM

ROLL CALL

BOARD MEMBERS PRESENT: President Russ Martin, Vice President Nancy Wright, Director Randy Duncan, Director Ivan Sewell, Director Steve Grasha

STAFF MEMBERS PRESENT: April Scott, Amanda Lucas, Arturo Ceja, Danny Friend, Eric Weck, Jeannie Bayer, Jeff Nutter, Michael Platt, Oriana Hoffert, Therese Murphy, Brian Macy, Arden Wallum, Kurt Kettenacker, Dori Petee

PUBLIC INPUT

No public input.

EMPLOYEE RECOGNITION

HUMAN RESOURCES REPORT

This item will be acknowledged on Monday.

ACTION ITEMS

RESOLUTION 2022-17 - AMENDING RESOLUTION NO. 2021-18; REVISIONS TO MISSION SPRINGS WATER DISTRICT PERSONNEL RULES AND REGULATIONS

It is recommended to adopt Resolution No. 2022-17 providing for the revisions to Mission Springs Water District Personnel Rules and Regulations.

Oriana Hoffert presented. She explained personnel rules and regulations are reviewed on a regular basis to ensure that the district is in full compliance with laws implemented by state and federal agencies. The last update occurred in December of 2021. The revised MSWD Personnel Rules and Regulations includes updates to existing policies to comply with the law or to clarify policy language. In addition, an education and certification incentive pay (Rule 39) was added to encourage and reward continuous learning for certifications and education which will better prepare MSWD's workforce to assist and serve the customer's needs. Ms. Hoffert noted some additional changes being made that will be reflected in Monday's packet.

President Martin asked for comments from the Board, Director Grasha did not have any comments regarding this item but did want to seek clarification on. He proceeded to announce the District received a letter from the DA's office, declaring Director Duncan's seat had been vacated. There was some back and forth between President Martin and Director Grasha at which time Director Grasha read the letter from the DA aloud. President Martin said he wanted to make two points. He said Director Duncan had

not been convicted of any offense, that these are just charges the DA looked at. Also, Director Grasha is facing a similar investigation from the Attorney General's office for a very similar offense. At this point the subject was dropped.

RESOLUTION 2022-18 - A RESOLUTION OF THE BOARD OF DIRECTORS OF THE MISSION SPRINGS WATER DISTRICT PROCLAIMING A LOCAL EMERGENCY PERSISTS, RE-RATIFYING THE PROCLAMATION OF A STATE OF EMERGENCY BY EXECUTIVE ORDER N-09-21, AND RE-AUTHORIZING REMOTE TELECONFERENCE MEETINGS OF THE LEGISLATIVE BODIES OF THE MISSION SPRINGS WATER DISTRICT FOR THE PERIOD JULY 23, 2022 – AUGUST 22, 2022, PURSUANT TO PROVISIONS OF THE RALPH M. BROWN ACT

It is recommended to approve Resolution 2022-18, continuing teleconferencing meetings for the period of July 23, 2022 - August 22, 2022.

No discussion.

RESOLUTION 2022-19 - CONFLICT OF INTEREST CODE UPDATE

It is recommended to adopt Resolution No. 2022-19 amending the Mission Springs Water District Conflict of Interest Code.

General Manager Wallum noted the changes stemmed from the results of the recent classification and compensation study. This update determines who files an annual Form 700.

VARIOUS AGREEMENTS RELATED TO THE REHABILITATION OF HORTON WASTEWATER TREATMENT FACILITY, THE NORTH BUILDING

It is recommended to authorize the General Manager to enter into the appropriate agreements to facilitate the rehabilitation of Horton Wastewater Treatment Facility, The North Building. This rehabilitation includes the construction and upgrades for two (2) bathrooms, kitchen, and office space for the Wastewater and Collections Departments. The agreements necessary to complete the rehabilitation are with Puro Clean for \$26,582.36 (roofing), Hi Desert Air for \$18,250.00 (air conditioning), Cove Electric for \$35,945.62 (electrical upgrades), and SW Plumbing for \$18,745.00 (plumbing).

Eric Weck presented the proposed upgrades and spoke to the potential outcome of this project. Director Grasha expressed concerns about the bid process. It was explained this process did go to bid, as a complete package, but there were no responses, therefore staff reached out to multiple vendors for the various scopes of work.

FIRST AMENDMENT TO CONTRACT WITH RUHNAU CLARKE ARCHITECTS FOR THE DESIGN OF THE CRITICAL SERVICES CENTER/ADMINISTRATION BUILDING

It is recommended to authorize the General Manager to amend the professional services contract with Ruhnau Clarke Architects for the design of the Critical Services Center/Administration Building. The amendment would increase the contract amount \$788,764 from \$1,072,200 to a not to exceed amount of \$1,860,964 and authorize the General Manager to do all things necessary to complete the project.

Assistant General Manager, Brian Macy, commented this project has evolved significantly since the first plan was brought to the Board last July. Representatives from Ruhnau Clarke presented the amendment to contract and also the changes to current plan/design.

RESOLUTION 2022-20 RECOMMENDING APPROVAL OF SKYBORNE DEVELOPMENT - PARTIAL ASSIGNMENT AND ASSUMPTION AGREEMENT

It is recommended to adopt Resolution No. 2022-20, recommending approval of a Partial Assignment and Assumption of Public Water System Improvement and Water Service Connection Fee Credit/Reimbursement Agreement authorizing Skyborne Ventures, LLC to assign water connection fee credits to Gallery Skyborne Partners, LLC as required by the Third Amendment to the Public Water System Improvement and Water Service Connection Fee Credit / Reimbursement Agreement for Tract No. 32030, and complete with all exhibits.

Assistant General Manager, Brian Macy, addressed some key points and amendments prior to the discussion on this agreement. The Agreement provides that Skyborne Ventures, LLC, is entitled to fee credits against water connection fees based on expenditures made by the developer for certain water infrastructure. Skyborne Ventures, LLC has transferred 108 lots in the project to Lennar Homes of California, LLC and wishes to transfer all its existing water connection fee credits, associated with the 108 lots, in the amount of \$470,124.00 to Lennar Homes of California, LLC, as permitted by the Agreement with the consent of the District.

DISCUSSION ITEMS**MSWD REGIONAL WATER RECLAMATION FACILITY UPDATE**

Steve Ledbetter presented a slide show and time-lapse video that captures the progress being made on construction. He also presented an update on plan checks and bid packages.

CRITICAL SERVICES CENTER AND ADMINISTRATION BUILDING UPDATE

This update took place during the contract amendment discussion.

CONSENT AGENDA**APPROVAL OF MINUTES**

It is recommended to approve the minutes as follows:

June 1, 2022 - Special Meeting/Workshop

June 16, 2022 - Study Session

June 20, 2022- Board Meeting

REGISTER OF DEMANDS

The register of demands totaling \$3,604,639.24

REPORTS**DIRECTOR'S REPORTS**

Directors will give their reports on Monday

GENERAL MANAGER'S REPORT

Mr. Wallum announced there will be four additional items appearing on Monday's agenda. They are mostly procedural but are time sensitive.

COMMENTS

DISTRICT COUNSEL COMMENTS

Visiting Counsel, Peg Battersby, addressed the comments made by Director Grasha at the beginning of the meeting. She noted her office (SBEMP) has been in contact with the District Attorney's Office and reminded the Board of the action they took at the last meeting. She read the motion aloud:

There was a motion in favor of filing a motion to initiate Quo Warranto proceedings on behalf of the District with respect to Director Duncan and Director Grasha, to determine whether they satisfy residency requirements within the division that elected them. She continued by advising, General Counsel has moved forward with preparing those documents and they will be brought forward to the Board at Monday's meeting. She continued by expressing the DA's office is aware of the process that is being followed, and by State Law, it is the exclusive process for determining the qualifications of elected officers to their positions.

DIRECTOR COMMENTS

Director Grasha declined to make comment

Director Sewell declined to make comment

Vice President Wright made comment on the CAMP Investments interest rate.

Director Duncan made the announcement that he will be vacating his seat effective August 16, 2022. He has found a home to purchase, unfortunately it is out of his division. He welcomed the Board to continue verifying his current address and insisted he is residing within his division.

ADJOURN

With no further action, President Martin adjourned the meeting at 4:07 PM

Respectfully,

Arden Wallum
Secretary of the Board of Directors



BOARD OF DIRECTORS REGULAR MEETING MINUTES

Monday, July 18, 2022, at 3:00 PM

Via Teleconference – No Live Attendance

CALL TO ORDER

President Martin called the meeting to order at 3:00 PM

President Martin announced item 17 (RESOLUTION NO. 2022-21 - RESOLUTION OF THE BOARD OF DIRECTORS OF MISSION SPRINGS WATER DISTRICT, DIRECTING THE DISTRICT'S GENERAL COUNSEL TO PREPARE, SERVE AND FILE APPLICATION FOR LEAVE TO SUE AND COMPLAINT IN QUO WARRANTO ON BEHALF OF THE DISTRICT, BASED ON THE VERIFIED STATEMENT OF FACTS OF THE DISTRICT'S GENERAL MANAGER [STEVEN ALAN GRASHA] will be conducted in open session at the conclusion of closed session.

PLEDGE OF ALLEGIANCE

Led by President Martin, moment of silence for Jerry Gladbach, Past President of ACWA.

ROLL CALL

BOARD MEMBERS PRESENT: President Russ Martin, Vice President Nancy Wright, Director Randy Duncan, Director Ivan Sewell, Director Steve Grasha

STAFF MEMBERS PRESENT: April Scott, Amanda Lucas, Arturo Ceja, Danny Friend, Eric Weck, Jeannie Bayer, Jeff Nutter, Michael Platt, Oriana Hoffert, Therese Murphy, Brian Macy, Arden Wallum, Kurt Kettenacker, Dori Petee

RULES OF PROCEDURE

Rules of Procedure were ready by General Counsel, John Pinkney.

First all noticed meetings are conducted using Rosenberg's Rules of Order as procedural guidance. Directors should refrain from responding directly to public comment at meetings of the Board. The President of the Board presides at all meetings and decides all points of order and procedure during meetings. The President is responsible for maintenance and decorum at all Board meetings. No persons shall be allowed to speak who is not first been recognized by the President. All questions and remarks should be addressed to the President as the presiding officer. No member of the Board should speak more than once upon any one subject until every other member on the Board, wishing to speak on the subject shall have been given the opportunity to speak. No Board member shall interfere with the orderly progress of a Board meeting. In order to ensure the orderly progress of Board meetings the Board President regulates the amount of time to be dedicated to a particular agenda item."

PUBLIC INPUT

No public input

EMPLOYEE RECOGNITION

HUMAN RESOURCES REPORT

The Board acknowledged the following employees:

NEW HIRES

Elias Dias	Field Operations Technician I
Adrian Gaona	Field Service Representative I
James Steiner	Field Operations Technician I
Raul Zazueta	Field Operations Technician I

ANNIVERSARIES

Michael Moore Field Operations Technician II

CERTIFICATIONS/EDUCATIONAL ACCOMPLISHMENTS

Tim Owens Water Treatment Operator Grade 2
Theresa Murphy Water Treatment Operator Grade 2

Director Grasha asked to make a statement, he requested to read aloud a letter from the Riverside County District Attorney. President Martin asserted this is not the appropriate time and told Director Grasha he would have to wait for Director comments. Director Grasha announced the audience was only here to hear his statement. There was a back and forth between President Martin and Director Grasha at which point President Martin instructed the District Secretary to mute Director Grasha's mic. General Counsel reminded the Board of the Rules of Procedure, the President of the Board presides at all meetings and decides all points of order and procedure during meetings.

ACTION ITEMS

RESOLUTION 2022-17 - AMENDING RESOLUTION NO. 2021-18; REVISIONS TO MISSION SPRINGS WATER DISTRICT PERSONNEL RULES AND REGULATIONS

The Board adopted Resolution No. 2022-17 providing for the revisions to Mission Springs Water District Personnel Rules and Regulations.

Motion made by President Martin, Seconded by Vice President Wright.

Voting Yea: President Martin, Vice President Wright, Director Duncan, Director Sewell, Director Grasha

RESOLUTION 2022-18 - A RESOLUTION OF THE BOARD OF DIRECTORS OF THE MISSION SPRINGS WATER DISTRICT PROCLAIMING A LOCAL EMERGENCY PERSISTS, RE-RATIFYING THE PROCLAMATION OF A STATE OF EMERGENCY BY EXECUTIVE ORDER N-09-21, AND RE-AUTHORIZING REMOTE TELECONFERENCE MEETINGS OF THE LEGISLATIVE BODIES OF THE MISSION SPRINGS WATER DISTRICT FOR THE PERIOD JULY 23, 2022 – AUGUST 22, 2022, PURSUANT TO PROVISIONS OF THE RALPH M. BROWN ACT

The Board approved Resolution 2022-18, continuing teleconferencing meetings for the period of July 23, 2022 - August 22, 2022.

Motion made by Director Sewell, Seconded by President Martin.

Voting Yea: President Martin, Vice President Wright, Director Duncan, Director Sewell, Director Grasha

RESOLUTION 2022-19 - CONFLICT OF INTEREST CODE UPDATE

The Board adopted Resolution No. 2022-19 amending the Mission Springs Water District Conflict of Interest Code.

Motion made by Vice President Wright, Seconded by Director Sewell.

Voting Yea: President Martin, Vice President Wright, Director Duncan, Director Sewell, Director Grasha

NORTH BUILDING IMPROVEMENT PROJECT AT THE HORTON WASTEWATER TREATMENT PLANT

The Board authorized the General Manager to enter into the appropriate agreements for construction of the North Building Improvement Project at the Horton Wastewater Treatment Plant. This rehabilitation includes the construction and upgrades for two (2) bathrooms, kitchen, and office space for the Wastewater and Collections Departments. The agreements necessary to complete the rehabilitation are with Puro Clean for \$26,582.36 (roofing), Hi Desert Air for \$18,250.00 (air conditioning), Cove Electric for \$35,945.62 (electrical upgrades), and SW Plumbing for \$18,745.00 (plumbing).

General Manager Wallum reiterated that this project did go to bid (in a competitive process) and got no interest, therefore the project was split up.

Motion made by Director Duncan, Seconded by Vice President Wright.

Voting Yea: President Martin, Vice President Wright, Director Duncan, Director Sewell

Voting Nay: Director Grasha

FIRST AMENDMENT TO CONTRACT WITH RUHNAU CLARKE ARCHITECTS FOR THE DESIGN OF THE CRITICAL SERVICES CENTER/ADMINISTRATION BUILDING

The Board authorized the General Manager to amend the professional services contract with Ruhnau Clarke Architects for the design of the Critical Services Center/Administration Building. The amendment would increase the contract amount \$788,764 from \$1,072,200 to a not to exceed amount of \$1,860,964 and authorize the General Manager to do all things necessary to complete the project.

Motion made by Director Sewell, Seconded by Director Duncan.

Voting Yea: President Martin, Vice President Wright, Director Duncan, Director Sewell

Voting Nay: Director Grasha

RESOLUTION 2022-20 RECOMMENDING APPROVAL OF SKYBORNE DEVELOPMENT - ASSIGNMENT AND ASSUMPTION AGREEMENT

The Board adopted Resolution No. 2022-20, recommending approval of an Assignment and Assumption of Public Water System Improvement and Water Service Connection Fee Credit/Reimbursement Agreement authorizing Skyborne Ventures, LLC to assign water connection fee credits to Lennar Homes of California as required by the Third Amendment to the Public Water System Improvement and Water Service Connection Fee Credit / Reimbursement Agreement for Tract No. 32030, and complete with all exhibits.

Motion made by Director Duncan, Seconded by Vice President Wright.

Voting Yea: President Martin, Vice President Wright, Director Duncan, Director Sewell, Director Grasha

ACCEPTANCE OF GRANT OF EASEMENT DEED FOR PUBLIC WATER UTILITIES EASEMENT T.T. GROUP, INC., VINTAGE CAMPER RESORT

The Board authorized the General Manager to sign the Certificate of Acceptance, approving and accepting the Grant of Easement Deed from T.T. Group Inc., dated June 18, 2022, for a public water utilities easement, located on APN: 656-050-011, City of Desert Hot Springs.

Eric Weck presented. He noted during plan check of water improvement plans for the Vintage Camper Resort project, staff discovered there were no formal utility easements recorded for the existing water lines. The water lines currently service two public fire hydrants on the property and have been in service and maintained by MSWD since the initial construction in 1993. The utility easement is required to allow for the construction and relocation of the proposed water line, and for the District to own, operate and maintain the water line and appurtenances in perpetuity. The Developer has requested approval of the attached easement document to allow commencement of construction.

Motion made by Director Sewell, Seconded by Director Duncan.

Voting Yea: President Martin, Vice President Wright, Director Duncan, Director Sewell, Director Grasha

ACCEPTANCE OF THE HORTON WASTEWATER TREATMENT PLANT CHOPPER PUMP INSTALLATION BY VAUGHAN'S INDUSTRIAL REPAIR COMPANY, INC.

The Board accepted the Horton Wastewater Treatment Plans Chopper Pump Installation as complete and authorized the release of retention money held for Vaughan's Industrial Repair Company, Inc., in the amount of \$1,979.41, thirty-five days after filing the Notice of Completion (NOC).

General Manager Wallum noted this item is procedural. Approving this item marks the project as complete.

Motion made by Director Sewell, Seconded by Vice President Wright.

Voting Yea: President Martin, Vice President Wright, Director Duncan, Director Sewell, Director Grasha

APPROVE CHANGE ORDER NO. 1 WITH LEGEND PUMP AND WELL SERVICE, INC. FOR ON-CALL WELL AND BOOSTER MAINTENANCE AND REPAIR SERVICES

The Board authorized the General Manager to approve Change Order No. 1 with Legend Pump and Well Service, Inc. for On-Call Well and Booster Maintenance and Repair Services. The change order increases the contract amount \$200,000 from \$150,000 to a not to exceed amount of \$350,000 and authorizes the General Manager to do all things necessary to complete the project.

Assistant General Manager presented this item. Legend Pump and Well Service, Inc. was awarded a contract for well and booster maintenance and repair services at the February 22, 2022, Board Meeting. Change Order No. 1 increases the agreement amount and allows staff to continue the repairs at Well 22 and begin to repair and rebuild the pumps at Terrace Booster Station. The scope of repair work for Well 22 includes the repair of necessary pumping equipment, disinfection of the well, test pumping, and placing the well back into service. The scope of repair work for Terrace Booster Station starts with the repairs to booster pump #3 which requires a repair seal, rebuilt motor, and reinstallation of the pump.

Motion made by Director Duncan, Seconded by Vice President Wright.

Voting Yea: President Martin, Vice President Wright, Director Duncan, Director Sewell, Director Grasha

PREPARATION OF APPLICATION TO LAFCO FOR THE PROPOSED ANNEXATION OF ASSESSOR'S PARCEL NUMBER 666-330-093 AND ASSESSOR'S PARCEL NUMBER 669-060-024, LOCATED ON GARNET AVENUE, IN THE CITY OF PALM SPRINGS IN THE GARNET HILL SPHERE OF INFLUENCE

The Board authorized staff to initiate the developer funded application to the Local Agency Formation Commission (LAFCO) for annexation of property described as Assessors Parcel Number 666-330-093 and Assessor's Parcel Number 669-060-024 in the City of Palm Springs within the Mission Springs Water District, Garnet Hill Sphere of Influence.

Eric Weck presented. Staff received a formal annexation request letter from the developer on June 6, 2022. The total acreage of the two parcels (APN 666-330-093 and APN 669-060-024) is 3.49 acres. Both parcels are unimproved and are in the Garnet Hill area (south of the interstate 10 freeway, north of the Southern Pacific RR line, and west of Indian Ave.), on Garnet Avenue. The first step for the District is to submit the required application to LAFCO for annexation of the property. Direction for staff to proceed will allow the deposit of funds from the developer to cover staff costs for preparing the application and resolutions required for formal annexation.

Motion made by Director Sewell, Seconded by Director Duncan.

Voting Yea: President Martin, Vice President Wright, Director Duncan, Director Sewell, Director Grasha

ACCEPT RESIGNATION OF DIRECTOR DUNCAN AND DISCUSS APPOINTMENT PROCESS TO FILL VACANT SEAT

President Martin read aloud the resignation letter from Director Duncan.

Director Grasha made a motion to accept the resignation of Director Duncan effective June 13, 2021, as outlined in the letter received by the District Attorney. This motion died for a lack of second.

Director Grasha amended his previous motion to accept the resignation of Director Duncan effective August 16, 2022, and direct the General Manager to determine how much money Director Duncan has been paid by MSWD to the date of the District Attorney's letter and direct the General Manager to take all actions necessary to recover those funds. This motion also died for a lack of second.

President Martin thanked Director Duncan for his years of service to MSWD and wished him luck moving forward. He then made a motion to accept Director Duncan's resignation effective August 16, 2022.

Motion made by President Martin, Seconded by Director Duncan.

Voting Yea: President Martin, Vice President Wright, Director Duncan, Director Sewell

Voting Nay: Director Grasha

General Counsel outlined the legal guidelines for filling the vacancy created by Director Duncan's resignation. After August 16, 2022, the District shall notify the Registrar of Voters office of the vacancy at least 15 days after the date the office was vacated (15 days from August 16, 2022). The remaining members of the District Board may fill the vacancy either by appointment, pursuant to subdivision (d), or by calling an election pursuant to subdivision (e). The remaining Board has sixty (60) days to make the appointment and notify the Registrars Office no later than fifteen (15) days from appointment.

Director Grasha announced he had a comment. He asserted this is all a charade so the Board can avoid calling for an election as filing for this seat would have opened this morning and we would have had time to get this on the ballot for a November election. General Counsel corrected Director Grasha by asserting that the Board doesn't have the power to remove a Director from office that is elected by the residents of this District. (Director Duncan only resigned on Thursday with an effective date of August 16, 2022). The only way to remove an elected official from office, outside of recall efforts from the public, is the Quo Warranto process by the Attorney General's Office.

Director Grasha then interrupted and made a motion to direct legal counsel to add this to the ballot for November and let the public decide on this very important position that we all agree should be held in high esteem among the people that we serve and our staff and tis community that is crying out for justice in these matters. There was a brief discussion about the confusion of holding two separate elections as this would be a special election. The motion died for a lack of second.

There was a statement from Director Duncan and motions kept being made, when General Counsel reminded the Board, this is not an agendized item and the seat has not yet been vacated. There was no further discussion.

DISCUSSION ITEMS

MSWD REGIONAL WATER RECLAMATION FACILITY UPDATE

Nothing new to report

CONSENT AGENDA

Motion made by Director Duncan, Seconded by Director Sewell.

Voting Yea: President Martin, Vice President Wright, Director Duncan, Director Sewell, Director Grasha

APPROVAL OF MINUTES

It is recommended to approve the minutes as follows:

June 1, 2022 - Special Meeting/Workshop

June 16, 2022 - Study Session

June 20, 2022- Board Meeting

REGISTER OF DEMANDS

The register of demands totaling \$3,604,639.24

REPORTS

DIRECTOR'S REPORTS

Vice President Wright reported she attended the following event: 6/24 ACWA Region 9 Tour.

Director Duncan reported he attended the following events: 6/7 DWA Board Meeting, 6/10 Regional Plant Groundbreaking, 6/14 CVWD Board Meeting, 6/21 DWA Board Meeting, 6/28 CVWD Board Meeting.

Director Sewell reported he attended the following events: 6/1 GCVCC Morning Mixer, 6/3 GCVCC Legislative Morning Meeting, 6/10 Regional Plant Groundbreaking,

President Martin reported he attended the following events: 6/2 DVBA Legislative Meeting, 6/7 RivCo Board of Supervisors 6/7, DHS City Council Meeting, 6/9 CVAG~CVCC and E&E Meetings, 6/10 Regional Plant Groundbreaking, 6/14 RivCo Board of Supervisors, 6/21 GCVCC Networking Night, 6/22 Tribal Water Authority Board Meeting, 6/23 DVBA Member Appreciation Night, 6/24 ACWA Region 9 Program

GENERAL MANAGER'S REPORT

A. Finance Report

No finance report due to audit.

B. Public Affairs Report

Marion Champion gave a public relations update.

CORRESPONDENCE

AUDITORS LETTER TO THE BOARD OF DIRECTORS

Arturo Ceja explained this is the letter sent every year to the Board regarding the audit. It explains the audit process. Mr. Ceja also noted there is a copy of this letter in every Board Members mailbox.

COMMENTS

DISTRICT COUNSEL COMMENTS

Mr. Pinkney announced closed session.

DIRECTOR COMMENTS

Director Grasha read a letter only he received from the District Attorney's office regarding complaints against him.

President Martin clarified comments made by Director Grasha.

Director Duncan congratulated the new hires and those recognized during Employee Recognition.

CLOSED SESSION

CONFERENCE WITH LEGAL COUNSEL - ANTICIPATED LITIGATION

potential initiation of litigation pursuant to Government Code 54956.9(d)(4) (two potential cases).

ANNUAL PUBLIC EMPLOYEE PERFORMANCE EVALUATION

Pursuant to Government Code Section 54957

Title: General Manager

REPORT ON ACTION TAKEN DURING CLOSED SESSION

The Board met in closed session on two (2) items:

CONFERENCE WITH LEGAL COUNSEL - ANTICIPATED LITIGATION potential initiation of litigation pursuant to Government Code 54956.9(d)(4) (two potential cases)

Mr. Pinkney noted that prior to the closed session, the Board accepted the resignation of Director Duncan. No reportable action taken at this time.

ANNUAL PUBLIC EMPLOYEE PERFORMANCE EVALUATION

Pursuant to Government Code Section 54957

Title: General Manager

No reportable action taken at this time

RESOLUTION NO. 2022-21 - RESOLUTION OF THE BOARD OF DIRECTORS OF MISSION SPRINGS WATER DISTRICT, DIRECTING THE DISTRICT'S GENERAL COUNSEL TO PREPARE, SERVE AND FILE APPLICATION FOR LEAVE TO SUE AND COMPLAINT IN QUO WARRANTO ON BEHALF OF THE DISTRICT, BASED ON THE VERIFIED STATEMENT OF FACTS OF THE DISTRICT'S GENERAL MANAGER [STEVEN ALAN GRASHA]

The Board approved Resolution No. 2022-21, a Resolution of the Board of Directors of Mission Springs Water District, Directing the District's General Counsel to Prepare, Serve and File Application for Leave to Sue and Complaint in Quo Warranto on Behalf of the District, Based on the Verified Statement of Facts of the District's General Manager [Steven Alan Grasha].

Let the record reflect that Director Grasha left the meeting at 5:15 PM, just after the Board went into Closed Session.

Mr. Pinkney noted Quo Warranto proceedings against Director Duncan is moot now that he has submitted his resignation. He continued, the Resolution before them today reflects the Boards direction that the application for leave to sue and complaint in Quo Warranto be prepared, served and filed with the California Attorney General (AG) to initiate the process for obtaining leave to sue in the name of the people of the State of California for a judicial determination whether Director Grasha was lawfully elected to office and whether the office presently held by Director Grasha has been vacated because he failed to maintain his residence within the District. The AG will make a determination of whether or not there is grounds from an evidentiary standpoint to proceed with the filing of a lawsuit in Quo Warranto and the AG will also consider whether it's in the public interest to allow such a lawsuit to go forward.

Mr. Pinkney read a few of the complaints included in the filings. Members of the Board also read some of the complaints included in the filings. At the conclusion of this reading multiple Board members encouraged Director Grasha to do the right thing and resign and save the District the money they will spend on this investigation.

Russell Betts made public comment. He noted he made a public records request for all Directors home addresses. The information that he received noted Director Duncan's address on Mission Lakes Blvd. He went on to explain the subsequent responses he received. Mr. Betts declared that Director Duncan

most certainly lives in Arizona because he has Arizona license plates on his vehicle. He challenged Director Duncan to state his address right now in this meeting.

Director Duncan addressed the false accusations made by Mr. Betts. There was much back and forth between Director Duncan and Mr. Betts. At this point General Counsel reminded the Board the Resolution in front of them is regarding Director Grasha and not Director Duncan.

Motion made by Vice President Wright, Seconded by Director Sewell.

Voting Yea: President Martin, Vice President Wright, Director Sewell

Voting Abstaining: Director Duncan

Absent: Director Grasha

ADJOURN

With no further business, President Martin adjourned the meeting at 5:43 PM

Respectfully,

Arden Wallum
Secretary of the Board of Directors

CHECK NUMBER	CHECK DATE	PAID TO VENDOR	DISBURSEMENT DESCRIPTION	OPERATING	CAPITAL	TOTAL
75039	07-28-22	J.F. SHEA CONSTRUCTION, INC.	CONSTRUCTION PROG PYMT #3	0.00	1,144,129.65	1,144,129.65
75013	07-28-22	CALIF PUBLIC EMPLOYEES RETIREMENT SYSTEM	PERS UNFUNDED ACCRUED LIABILITY - CLASSIC	585,452.00		585,452.00
			PERS UNFUNDED ACCRUED LIABILITY - PEPPRA			
74905	07-08-22	AToM ENGINEERING CONSTRUCTION, INC.	PROGRESS PAYMENT NO.2	0.00	171,663.10	171,663.10
9999952	07-29-22	WELLS FARGO BANK	AUTO DEPOSIT PPE 07.22	143,273.00		143,273.00
9999712	07-15-22	WELLS FARGO BANK	AUTO DEP PPE 07.08	131,696.08		131,696.08
74988	07-15-22	TKE ENGINEERING, INC	C&M SERVICES FOR MAY	0.00	117,609.92	117,609.92
			CM & INSPECTION SERVICES FOR MAY 2022			
			DESIGN SERVICES FOR MAY 2022			
			PROGRESS PYMT FOR CM & INSPECTION-RWRF			
			WELL 22 REHAB - PP#13			
9999538	07-01-22	WELLS FARGO BANK	AUTO DEP PPE 06.24	110,199.92		110,199.92
75004	07-28-22	ACWA-JPIA HEALTH BENEFITS AUTH.	AUG. 2022 PREPAID INS.	89,319.80		89,319.80
74979	07-15-22	RUHNAU CLARKE ARCHITECTS	MSWD CRITICAL SVCS CTR	0.00	87,048.00	87,048.00
75030	07-28-22	FERGUSON WATERWORKS #1083	13X24 GRAY CI PLYMR RDR LID	56,095.17	6,394.56	62,489.73
			3/4" T10 NEPTUNE METER			
			6" MACH10 METER SP-NEU3E5F1S509			
9999713	07-15-22	WELLS FARGO BANK	FED TAX DEP PPE 07.08	61,856.35		61,856.35
9999953	07-29-22	WELLS FARGO BANK	FED TAX DEP PPE 07.22	61,113.98		61,113.98
9999539	07-01-22	WELLS FARGO BANK	FED TAX DEP PPE 06.24	46,921.70		46,921.70
75017	07-28-22	CITY OF DESERT HOT SPRINGS	UU TAX - JUNE 2022	34,586.83		34,586.83
9999583	07-11-22	CALIF PUBLIC EMPLOYEES RETIREMENT SYSTEM	PERS PPE 06.24.22	29,196.76		29,196.76
9999541	07-01-22	CALIF PUBLIC EMPLOYEES RETIREMENT SYSTEM	PERS PPE 06.24.22	29,107.21		29,107.21
75005	07-28-22	ACWA/JOINT POWERS INSUR AUTH	PREPAID PROPERTY INS. 2022/23	28,341.50		28,341.50
74990	07-15-22	TRI-STAR CONTRACTING II, INC.	REPLACEMENT OF SEWER INFLUENT ML - D.C.	25,665.00		25,665.00
74991	07-15-22	TULE RANCH/MAGAN FARMS	SLUDGE HAULING H+DC - JUNE 2022	21,833.50		21,833.50
75067	07-28-22	TKE ENGINEERING, INC	C&M INSPECTION SERVICES FOR JUNE 2022	12,977.50	7,687.50	20,665.00
			CM & INSPECTION SERVICES FOR JUNE 2022			
			CONSULTANT DESIGN SERVICES			
			GENERAL ENG SVCS FY 21-22			
			WELL 22 REHAB - PP#14			
74977	07-15-22	PLUMBERS DEPOT INC	REP. ITEMS FOR SEWER CLEANING/INSP.	20,294.59		20,294.59
			SECONDARY CAMERA TRANSPORTER			
			WARTHOG NOZZLE OVERHAUL KIT			
75019	07-28-22	COACHELLA VALLEY WATER DISTRICT	COST SHARE CVMC	18,753.53		18,753.53
			COST SHARE CVRWGM			
			COST SHARE TSS PH1			
75038	07-28-22	INLAND WATER WORKS SUPPLY CO.	1"CTS C110 COMPRESSION CPLG MUEL	18,219.88		18,219.88
			1"CTS C110 COMPRESSION CPLG MUEL H15403			
			2"COMP.COUPL. CTS X CTS JONES J2609			
			2"CTS 90 BR.ELL C110 X C110			
			2"MIPT BALL CORP STOP MUELLER B2969			
			6" 6X8 HOLE BREAK-OFF CHECK			
			6" MJ X FLG DI ADAPTER (IN YARD)			
			6" POWERSEAL A/C JOINT CLAMP W/EXTRA GASK15			
			6"FLG BREAK-OFF BOLT/NUT SET			
			6-8"FLG BOLT/NUT SET PLATED CL 150			

CHECK NUMBER	CHECK DATE	PAID TO VENDOR	DISBURSEMENT DESCRIPTION	OPERATING	CAPITAL	TOTAL
			8"X6" DI PIPE REDUCER N/I			
9999537	07-01-22	BERKADIA COMMERCIAL MORTGAGE	AD #7 LOAN PAYABLE	15,631.25		15,631.25
9999955	07-25-22	LINCOLN NATIONAL LIFE INS CO	DEF COMP PPE 07.08.22	14,109.72		14,109.72
74938	07-15-22	CV STRATEGIES	CCR DESIGN & CONTENT	10,990.00	2,906.25	13,896.25
			RWRP OPT - ED			
			SOCIAL MEDIA - JUNE			
74908	07-08-22	CHAMELEON BEVERAGE COMPANY INC	MSWD BOTTLED WATER	12,750.20		12,750.20
75020	07-28-22	CORE & MAIN LP	1"CTS C110 COMPRESSION CPLG MUEL H15403	11,829.68		11,829.68
			1"CTS X 1"MSN A.M. STOP B24258-1 BALL			
			6" DI FLG. R/W GATE VALVE			
			8" MJXFLG DI ADAPTER (IN YARD)			
			CREDIT FOR DEFECTIVE OCTAVE METER			
9999714	07-15-22	STATE OF CA EDD	STATE TAX PPE 07.08	10,668.70		10,668.70
9999542	07-05-22	LINCOLN NATIONAL LIFE INS CO	DEF COMP PPE 06.24	10,491.70		10,491.70
9999954	07-29-22	STATE OF CA EDD	STATE TAX PPE 07.22	10,352.63		10,352.63
PR071522	07-15-22	EMPLOYEES	PAPER PAYROLL CHECKS	10,169.04		10,169.04
74995	07-15-22	USA BLUEBOOK	BYPASS PLUG 8" - HORTON PLANT	7,662.81	2,236.53	9,899.34
			CHERNE BYPASS PLUG HORTON PLANT			
			COLORIMETER FOR PRODUCTION			
			CONDUCTIVITY SOLUTION FOR HORTON PLANT			
			DIGITAL PRESSURE GAUGE			
			HONEYWELL GRAPHS HORTON PLANT			
			LAB SUPPLIES HORTON PLANT			
			PUMP CONTAINMENT ENCLOSURE - PRODUCTION			
			REPLACEMENT PARTS - PRODUCTION			
			SUBMERSIBLE PUMP			
75035	07-28-22	HUNTER JOHNSEN, INC.	CV WATER COUNTS CONSULT SVCS-JULY/AUG	9,383.90		9,383.90
74951	07-15-22	INFOSEND INC	BILLING SERVICES MONTHLY INV215961	9,317.18		9,317.18
			MONTHLY BILLING SERV INV214657			
			MONTHLY SUPPORT FEE JUNE INV216181			
			PDF BILL ARCHIVE FOR PORTAL INV215983			
			QUARTERLY NEWSLETTER - MAY			
74963	07-15-22	MANPOWER US INC.	FIELD SERV TEMP INV37181943	9,264.35		9,264.35
			FRONT OFFICE TEMP INV37181940			
			GENERAL ADMINISTRATIVE SUPPORT - HR			
			GM REPORT/GRANT			
74968	07-15-22	MICHAEL BAKER INTERNATIONAL, INC.	PROFESSIONAL SERVICES ENDING MAY 2022	0.00	8,785.00	8,785.00
75002	07-15-22	WEST YOST & ASSOCIATES, INC.	CONSULTING SVCS FROM 5/7/22 TO 6/3/22	0.00	8,533.50	8,533.50
75033	07-28-22	HEITEC	GENERAL INSPECTIONS	8,122.50		8,122.50
9999540	07-01-22	STATE OF CA EDD	STATE TAX PPE 06.24	8,050.37		8,050.37
74992	07-15-22	UMETECH, INC.	UMETECH DATACENTER/NETWORK SUPPORT	7,813.50		7,813.50
74999	07-15-22	WATERLINE TECHNOLOGIES INC.	MISC. ITEMS FOR CHLORINE MOD.	0.00	7,799.08	7,799.08
75032	07-28-22	GARVER LLC	RWRP - PUBLIC OUTREACH VIDEO	0.00	7,250.00	7,250.00
74901	07-08-22	AECOM TECHNICAL SERVICES INC.	REPACKAGING OF PLANS&SPECS 66% COMPLETE	0.00	7,163.00	7,163.00
74922	07-08-22	MANPOWER US INC.	A.GAONA CONVERSION TO MSWD FEES	6,438.84		6,438.84
			STAFFING SERVICES - TEMP FIELD TECH			
			STAFFING SERVICES - TEMP. CUST. SERVICE REP			

CHECK NUMBER	CHECK DATE	PAID TO VENDOR	DISBURSEMENT DESCRIPTION	OPERATING	CAPITAL	TOTAL
			STAFFING SERVICES ACCT. MANAGER TRANSITION			
			STAFFING SERVICES ACCT. MGR. TRANSITION			
74906	07-08-22	CARL OTTESON'S CERTIFIED BACKFLOW	JUNE 2022 BACKFLOW TESTING	6,420.00		6,420.00
74911	07-08-22	CV STRATEGIES	MAY 2022 GENERAL CONSULTING	3,021.25	3,127.50	6,148.75
			MAY 2022 RWRP GROUNDBREAKING COMM. SERVICES			
			MAY 2022 SOCIAL MEDIA			
75000	07-15-22	WATERSMART SOFTWARE, INC.	WATERSMART PAPERLESS BILLING INTEGRATION	6,000.00		6,000.00
75058	07-28-22	NOBEL SYSTEMS INC.	CORELOGIC ANNUAL SUBSCRIPTION	5,590.00		5,590.00
75001	07-15-22	WEST COAST SAFETY SUPPLY	REPAIR AND REPLACE GAS DETECTORS	5,481.88		5,481.88
			REPAIR/INSPECTION/CERTIFICATION OF EQUIP.			
74924	07-08-22	WATERLINE TECHNOLOGIES INC.	10 DRUMS REFILLED	5,412.41		5,412.41
			6 DRUMS REFILLED			
			9 DRUMS REFILLED			
75053	07-28-22	MCCROMETER INC	12" TOP PLATE DIGITAL VALVE	5,344.62		5,344.62
75040	07-28-22	JACK HENRY & ASSOCIATES, INC.	REMIT PLUS LICENSE/MAINT RENEWAL	5,325.22		5,325.22
74982	07-15-22	SUNPOWER CORPORATION, SYSTEMS	O&M QUARTERLY YEAR 3 - SERVICE FEE	5,152.50		5,152.50
75021	07-28-22	COUNTY OF RIVERSIDE AUDITOR CONTROLLER	FY 2023 LAFCO FEES	5,020.51		5,020.51
74986	07-15-22	THE PC MANAGER LLC	COMPUTER UPGRADES	4,997.24		4,997.24
75051	07-28-22	MANPOWER US INC.	GM REPORT/GRANT-MICHAEL	4,916.57		4,916.57
			GM REPORT/GRNT-MICHAEL			
			TEMP CUST SERV REP INV37218237			
			TEMP FIELD SERV TECH INV37218239			
			TEMP. HELP FOR ACCT. MGR. TRANSITION			
75006	07-28-22	AECOM TECHNICAL SERVICES INC.	REPACKING OF PLANS & SPECS PP#4	0.00	4,852.00	4,852.00
			WELL 42 REDESIGN PROGRESS PAYMNT #16			
75023	07-28-22	CYPRESS DENTAL ADMINISTRATORS	AUGUST 2022 PREPAID INS.	4,481.89		4,481.89
74950	07-15-22	HAAKER EQUIPMENT COMPANY	BOAT NOZZLE SKID FOR SEWER CLEANING	4,459.78		4,459.78
75018	07-28-22	CIVICPLUS LLC	MUNICODE WEB HOSTING	4,400.00		4,400.00
9999536	07-01-22	BERKADIA COMMERCIAL MORTGAGE	AD #4 LOAN PAYABLE	4,227.50		4,227.50
74918	07-08-22	ENVIROGEN TECHNOLOGIES INC	WELL26A URANIUM TREATMENT	4,008.63		4,008.63
75027	07-28-22	ENVIROGEN TECHNOLOGIES INC	WELL 26A URANIUM TREATMENT	4,008.63		4,008.63
74907	07-08-22	CARPI & CLAY. INC	JUNE FEDERAL ADVOCACY	4,000.00		4,000.00
74978	07-15-22	RAY LOPEZ ASSOCIATES	LANDSCAPE INFILL INSPECTION	4,000.00		4,000.00
74946	07-15-22	FORSHOCK	WELL 24 HARDWARE/PLC BOX	0.00	3,871.21	3,871.21
74919	07-08-22	FORSHOCK	GEOSCADA SOFTWARE UPDATE	0.00	3,640.00	3,640.00
75028	07-28-22	EXECUTIVE FACILITIES SERVICES, INC.	DISINFECTION SERVICES - JULY 2022	3,464.58		3,464.58
			JANITORIAL SERVICES - JULY 2022			
74964	07-15-22	MARIEANN HAGEN JOHANSEN	ACCOUNT REFUND 66040 ACOMA AVE	3,387.95		3,387.95
75070	07-28-22	VAUGHAN'S INDUSTRIAL REPAIR CO. INC.	NEW SHAFT FOR DC PLANT - WEST TANK	3,209.44		3,209.44
75071	07-28-22	VERIZON CONNECT FLEET USA LLC	GPS VEHICLE TRACKING SUB.	3,046.74		3,046.74
75031	07-28-22	FORSHOCK	SCADA UPGRADES - PRODUCTION	0.00	3,045.00	3,045.00
74969	07-15-22	MIKE ACEVEDO	TURF REBATE - ACEVEDO	2,902.00		2,902.00
75056	07-28-22	MICHAEL BAKER INTERNATIONAL, INC.	PROFESSIONAL SERVICES	0.00	2,850.00	2,850.00
75024	07-28-22	DESERT FIRE EXTINGUISHER CO., INC	ADMIN FIRE SPRINKLERS	2,586.00		2,586.00
75061	07-28-22	PRECISION GARAGE DOORS & GATES INC	SLIDE GATE OPERATOR BATTERY	2,425.00		2,425.00
74910	07-08-22	COACHELLA VALLEY WATER DISTRICT	WATER AUDIT TRAINING	2,334.00		2,334.00
74930	07-15-22	ARCARO'S AUTO BODY REPAIR, INC.	REPAIRS TO UNIT #404	2,256.85		2,256.85

CHECK NUMBER	CHECK DATE	CHECK PAID TO VENDOR	DISBURSEMENT DESCRIPTION	OPERATING	CAPITAL	TOTAL
75050	07-28-22	MANPOWER US INC.	STAFFING SERVICES - CUST. SERVICE TEMP	2,106.24		2,106.24
			STAFFING SERVICES - FIELD SERVICE			
74920	07-08-22	HOME DEPOT CREDIT SERVICES	HOME DEPOT CC	1,707.61	85.90	1,793.51
75064	07-28-22	SOUTHERN CALIFORNIA FLEET SERVICES, INC.	FLEET MAINTENANCE REPAIRS	1,750.86		1,750.86
			FLEET REPAIRS AND MAINTENANCE			
PR072922	07-29-22	EMPLOYEES	PAPER PAYROLL CHECKS	1,734.93		1,734.93
75072	07-28-22	WATERLINE TECHNOLOGIES INC.	10 DRUMS REFILLED	1,656.98		1,656.98
74943	07-15-22	EXECUTIVE FACILITIES SERVICES, INC.	DESINFECTATION SERVICES - JUNE 2022	1,631.49		1,631.49
75046	07-28-22	KOFF & ASSOCIATES, INC.	MSWD - CLASS COMP	0.00	1,560.00	1,560.00
74903	07-08-22	AMERICAN OUTREACH FOUNDATION	DHS COMMUNITY OUTREACH	1,500.00		1,500.00
75065	07-28-22	SOUTHERN CALIFORNIA FLEET SERVICES, INC.	FLEET SERVICE AND REPAIRS	1,494.48		1,494.48
			FLEET SERVICE MAINT. AND REPAIRS			
			FLEET SERVICE/REPAIR AND MAINT.			
74984	07-15-22	T4 SPATIAL, LLC	CCTV STORAGE - JUNE 2022	1,250.00		1,250.00
74958	07-15-22	KAMAN INDUSTRIAL TECHNOLOGIES	REPLACEMENT MOTORS - DESERT CREST	1,242.96		1,242.96
74981	07-15-22	SOUTHERN CALIFORNIA FLEET SERVICES, INC.	FLEET AND SERVICES REPAIRS	1,226.73		1,226.73
74909	07-08-22	CLINICAL LABORATORY OF SAN BERNARDINO	MAY 2022 BOD TESTING H+DC	1,192.00		1,192.00
			MAY 2022 LAB SERVICES			
75073	07-28-22	WATERLINE TECHNOLOGIES INC.	REFILL 7 DRUMS #5590895	1,159.89		1,159.89
74941	07-15-22	DESERT VALLEY DISPOSAL, INC.	CORP YARD JUNE SERVICE CHARGE	1,138.48		1,138.48
			JUNE SERVICE CHARGE			
75069	07-28-22	USA BLUEBOOK	SOLINST 102 WATER LEVEL METER #96724	1,097.10		1,097.10
75025	07-28-22	DESERT TIRE AND AUTO REPAIR	TIRE REPLACEMENT	1,070.01		1,070.01
75054	07-28-22	MCMaster-CARR	RESTOCK PADLOCKS	878.06		878.06
74921	07-08-22	JOHNSON CONTROLS SECURITY SOLUTIONS LLC	SECURITY FOR HORTON PLANT	824.99		824.99
75036	07-28-22	INFOSEND INC	ADDITIONAL POSTAGE DEPOSIT	802.00		802.00
74916	07-08-22	DESERT WILLOWS PROPERTY OWNERS	DESERT WILLOW TOILET REBATE PROGRAM	800.00		800.00
75011	07-28-22	BABCOCK LABORATORIES, INC.	GROUNDWATER WELL SAMPLING	791.60		791.60
75010	07-28-22	ARAMARK UNIFORM SERVICES, LLC	UNIFORM SERVICES 07.05.22	787.49		787.49
			UNIFORM SERVICES 07.12.22			
75063	07-28-22	SILVER ROCK DEVELOPMENT, INC.	ACCOUNT REFUND N VIA LORETO & FLORA AVE	770.10		770.10
74989	07-15-22	TOPS N BARRICADES, INC	HARD HAT SUNSHADES #HHSSAS1	746.90		746.90
			VINYL MEN WORKING SIGNS WASTE WTR			
74904	07-08-22	ARAMARK UNIFORM SERVICES, LLC	UNIFORM SERVICES 06.14.22	699.42		699.42
			UNIFORM SERVICES 06.21.22			
74949	07-15-22	GUIDE DOGS OF THE DESERT	ACCOUNT REFUND VERNON & DILLON	690.54		690.54
74972	07-15-22	ONYX PAVING COMPANY, INC.	ACCOUNT REFUND MISSION LAKES BLVD & WEST DR. NE CORNER	673.69		673.69
75016	07-28-22	CASEY DOLAN	DIGITAL AD MGMT/CONSULTING-JULY	650.00		650.00
74936	07-15-22	PARAMJIT BEDI	ACCOUNT REFUND 66269 5TH ST	634.20		634.20
75074	07-28-22	WHITE CAP CONSTRUCTION SUPPLY	6 CASES HYDRATION FREEZE POPS	630.41		630.41
			XL MAXIFLEX NITRILE PALM WORKGLOVES			
74915	07-08-22	DESERT TIRE AND AUTO REPAIR	TIRE REPLACEMENT	630.05		630.05
74900	07-08-22	ACWA/JOINT POWERS INSURANCE AUTHORITY	ESPOSITO/PATNEAUDE RESTITUTION	600.00		600.00
75068	07-28-22	USA BLUEBOOK	PUMP CLEANING SOLUTION	582.45		582.45
			REPLACEMENT 4" PRESSURE GAUGE			
			STAINLESS STEEL FITTINGS - PRODUCTION			

CHECK NUMBER	CHECK DATE	PAID TO VENDOR	DISBURSEMENT DESCRIPTION	OPERATING	CAPITAL	TOTAL
74928	07-15-22	ANSAFONE CONTACT CENTERS	ANSAFONE ANSWERING SERVICE	576.47		576.47
74935	07-15-22	CASAMAR GROUP, LLC	CHOPPER PUMPS VAUGHN INDUSTRIAL	0.00	570.15	570.15
74929	07-15-22	ARAMARK UNIFORM SERVICES, LLC	UNIFORM SERVICE	556.43		556.43
			UNIFORM SERVICES 02.15.22			
			UNIFORM SERVICES 06.28.22			
74996	07-15-22	VALLEY LOCK & SAFE	GATE OPENER RESTOCK	429.02		429.02
			NEW DEADBOLT - HORTON PLANT			
74931	07-15-22	BABCOCK LABORATORIES, INC.	E.COLI/TOTAL COLIFORM TESTING	421.16		421.16
			TOTAL N TESTING H+DC - JUNE 2022			
75009	07-28-22	ANSAFONE CONTACT CENTERS	ANSOFONE ANSWERING SERVICE	417.54		417.54
74937	07-15-22	COLANTUONO, HIGHSMITH & WHATLEY, PC	LEGAL CONSULTING CLASS ACTION	403.00		403.00
74925	07-08-22	WEST COAST SAFETY SUPPLY	REPLACEMENT H2S SENSOR-GAS DETECTOR	402.25		402.25
9999715	07-18-22	CALIF PUBLIC EMPLOYEES RETIREMENT SYSTEM	PERS LATE FEES	400.00		400.00
74960	07-15-22	KATHY KLEIN	ACCOUNT REFUND 13855 VERBENA DR	387.34		387.34
74985	07-15-22	TEAIRA WRIGHT	ACCOUNT REFUND 9923 VERBENA DR	385.61		385.61
74912	07-08-22	DAVID WEAVER	D.WEAVER NASSCO CERT REIMB.	375.00		375.00
74940	07-15-22	DESERT ELECTRIC SUPPLY	MISC. ITEMS	345.09		345.09
			WIRE, CONNECTORS, VINYL ELEC TAPE			
75008	07-28-22	ANDY GRUNNET	BOOT ALLOWANCE REIMBURSEMENT - ANDY G.	300.00		300.00
75042	07-28-22	JASON WEEKLEY	BOOT ALLOWANCE REIMBURSEMENT - JASON W.	300.00		300.00
75048	07-28-22	LORENZO JESSE SOTO	BOOT ALLOWANCE REIMBURSEMENT - LORENZO S	300.00		300.00
74948	07-15-22	GRAINGER	20A SUPP PROTECTOR #19YE56	297.73		297.73
			IEC SUPP PROTECTOR - PRODUCTION			
74902	07-08-22	ALEX SERRANO	A.SERRANO BOOT REIMB.	290.91		290.91
75049	07-28-22	M.A. MORTENSON	ACCOUNT REFUND GARNET AVE	286.16		286.16
74954	07-15-22	JEFFREY R NUTTER	WORK BOOTS REIMBURSEMENT - J. NUTTER	274.76		274.76
75059	07-28-22	O'REILLY AUTOMOTIVE, INC.	BATTERY REPLACEMENT AND VOLT METER	269.05		269.05
			PARTS FOR UNIT 399			
74917	07-08-22	DHS EAGLES INC	SPONSORSHIP - DHS EAGLE YOUTH FOOTBALL & CHEER	250.00		250.00
74945	07-15-22	FARMER BROS. CO	ADMIN. COFFEE	243.61		243.61
75012	07-28-22	BRINKS INCORPORATED	MONTHLY TRANSPORTATION FEE	230.52		230.52
			WEEKLY PICK UP FEES			
74947	07-15-22	GLORIA ORTEGA	ACCOUNT REFUND 66124 ACOMA AVE	227.86		227.86
75034	07-28-22	HOWARD H LEE	ACCOUNT REFUND 66146 PIERSON BLVD	226.71		226.71
75062	07-28-22	RAY LOPEZ ASSOCIATES	TURF REDUCTIONS REBATE	220.00		220.00
74942	07-15-22	DORINA WATKINS	ACCOUNT REFUND 64116 APPALACHIAN ST	205.47		205.47
74973	07-15-22	PALM SPRINGS PEST CONTROL, INC.	PEST CONTROL - BAIT BOX AT WWTP	205.00		205.00
			PEST CONTROL SERVICES - JUNE 2022			
75047	07-28-22	KILLER BEE PEST CONTROL	BEE REMOVAL 62923 8TH INV 6289	205.00		205.00
			BEE REMOVAL 66611 EL DORADO INV6290			
			BEE REMOVAL 67447 DESERT VIEW INV 6305			
74974	07-15-22	PARKERS BUILDING SUPPLY	MISC ITEMS	81.44	122.10	203.54
			MISC. ITEMS			
			MISC. ITEMS FOR CHLORINE BUILDING			
			MISC. ITEMS FOR CHLORINE BUILDINGS			
			MISC. ITEMS FOR PLANT MAINTENANCE			
			MISC. MATERIALS FOR LANDSCAPE			

CHECK NUMBER	CHECK DATE	PAID TO VENDOR	DISBURSEMENT DESCRIPTION	OPERATING	CAPITAL	TOTAL
74927	07-15-22	ANDREW VINCENT ALDER-LARUE	TOILET REBATE - ALDER-LARUE	200.00		200.00
74983	07-15-22	SUSAN CRNCIC	TOILET REBATE - CRNCIC	200.00		200.00
74967	07-15-22	MELISSA LOZANO	ACCOUNT REFUND 13135 CACTUS DR	190.22		190.22
74987	07-15-22	THERESA MURPHY	WORK BOOTS REIMBURSEMENT - THERESA M.	174.07		174.07
74926	07-08-22	XEROX CORPORATION	ENG. COPY MACHINE LEASE	172.39		172.39
75066	07-28-22	TERRY GOTTSCHE	ACCOUNT REFUND 8311 MEADOWS WAY	161.12		161.12
75007	07-28-22	AMY MEDINA	ACCOUNT REFUND 66021 BUENA VISTA AVE	158.25		158.25
74997	07-15-22	VERONICA LEE	ACCOUNT REFUND 65977 CAHUILLA AVE	128.75		128.75
75037	07-28-22	INFOSEND INC	MONTHLY FEES API FEE INV216922	125.70		125.70
74961	07-15-22	LEONARDO D MARTINEZ	ACCOUNT REFUND 13878 DEL RAY LN	123.67		123.67
74994	07-15-22	USA-FACT INC	BACKGROUND CHECK FOR NEW EMPLOYEES	122.76		122.76
75045	07-28-22	JOHN SMITH	ACCOUNT REFUND 66939 CAHUILLA AVE	121.22		121.22
75055	07-28-22	MELVIN NEWMAN	ACCOUNT REFUND 66726 BUENA VISTA AVE	114.90		114.90
74952	07-15-22	IVAN SEWELL	MILEAGE REIMBURSEMENT IVAN SEWELL	112.91		112.91
75052	07-28-22	MARIA LEMUS	ACCOUNT REFUND 67943 AVA CT	110.23		110.23
74980	07-15-22	RUSS MARTIN	MILEAGE REIMBURSEMENT RUSS MARTIN	106.47		106.47
74962	07-15-22	LUIS MORGAN	ACCOUNT REFUND 66909 CAHUILLA AVE	104.06		104.06
74939	07-15-22	DAN L SCHNEIDER	ACCOUNT REFUND 15620 AVE MANZANA	100.61		100.61
74944	07-15-22	FAM-WELL LLC	ACCOUNT REFUND 66174 AVE SUENOS	97.07		97.07
75022	07-28-22	CWEA	J.MCELRONE CERT RENEWAL - CSM GRADE II	96.00		96.00
74970	07-15-22	NOEL BALTAZAR	ACCOUNT REFUND 66204 DESERT VIEW AVE	82.00		82.00
74975	07-15-22	PETER WRANGELL	ACCOUNT REFUND 12740 RUSHMORE AVE	82.00		82.00
74993	07-15-22	UNDERGROUND SERVICE ALERT	UNDERGROUND SERVICE ALERT	78.80		78.80
75026	07-28-22	ENRIQUE GALLEGOS	ACCOUNT REFUND 13760 VIA REAL	75.51		75.51
74953	07-15-22	JANET SINE	ACCOUNT REFUND 12074 TAMAR DR	74.96		74.96
75060	07-28-22	PLANIT REPROGRAPHICS	DIGITAL COPIES SCANNED FOR JOB FILE	73.00		73.00
75075	07-28-22	YESENIA LINARES	ACCOUNT REFUND 16060 VIA EL RANCHO	72.48		72.48
74971	07-15-22	O'REILLY AUTOMOTIVE,INC.	AW-68 OIL 5GAL	72.18		72.18
74966	07-15-22	MCMASER-CARR	ROPE CLEAT FOR 1/2" DIA ROPE	68.67		68.67
74959	07-15-22	KASEY PRIVETTE	ACCOUNT REFUND 12675 INAJA ST	67.50		67.50
74933	07-15-22	BRENDA SANDOVAL	ACCOUNT REFUND 15680 VIA MONTANA	62.94		62.94
75029	07-28-22	FELIPE SANCHEZ	ACCOUNT REFUND 12465 RUSHMORE AVE	60.33		60.33
75057	07-28-22	NANCY NISSEN	ACCOUNT REFUND 16900 SUNRISE RD	60.28		60.28
75041	07-28-22	JAIME SANCHEZ	ACCOUNT REFUND 13445 QUINTA WAY	57.54		57.54
74956	07-15-22	JOHN ARGUELLES	ACCOUNT REFUND 12750 HIDALGO ST	54.02		54.02
74998	07-15-22	VICTORIA DIAZ	ACCOUNT REFUND 16040 VIA CORTO E	53.68		53.68
74932	07-15-22	BARBARA SMALL	ACCOUNT REFUND 68265 CALLE CERRITO	52.12		52.12
74923	07-08-22	PARKERS BUILDING SUPPLY	MISC ITEMS FOR WWTP	47.71		47.71
74934	07-15-22	CARL WEED	ACCOUNT REFUND 69380 PARKSIDE DR	46.51		46.51
75003	07-15-22	WHITE CAP CONSTRUCTION SUPPLY	14PACKS SQWINCHER FREEZE POPS	46.06		46.06
74913	07-08-22	DAVID PENA	D.PENA D2 EXAM REIMB.	45.00		45.00
74914	07-08-22	DESERT ELECTRIC SUPPLY	MISC. ITEMS FOR SITE REPAIRS	42.42		42.42
75015	07-28-22	CAROL BOWMAM	ACCOUNT REFUND 11865 AMBROSIO DR	40.43		40.43
74976	07-15-22	PLANIT REPROGRAPHICS	PLANS FOR LITTLE MORONGO INDST. PRK 2	33.00		33.00
73913	07-14-22	JERRICKA HOWELL	STALE DATED	-32.83		-32.83
75043	07-28-22	JERRICKA HOWELL	ACCOUNT REFUND 66805 GRANADA AVE	32.83		32.83
75014	07-28-22	CARMEN COLOCHO	ACCOUNT REFUND 16382 VIA QUEDO	27.93		27.93

CHECK NUMBER	CHECK DATE	PAID TO VENDOR	DISBURSEMENT DESCRIPTION	OPERATING	CAPITAL	TOTAL
74955	07-15-22	JOHN D KORTZ, TRUSTEE	ACCOUNT REFUND 13285 CACTUS DR	23.80		23.80
74067	07-19-22	JESUS ALANIZ	STALE DATED	-21.82		-21.82
75044	07-28-22	JESUS ALANIZ	ACCOUNT REFUND 16800 AVE RAMBLA	21.82		21.82
74957	07-15-22	JUSTIN LAZARD	ACCOUNT REFUND 66845 SAN ARDO RD	8.55		8.55
74965	07-15-22	MARIO MEDRANO	ACCOUNT REFUND 13240 CALLE AMAPOLA	4.26		4.26
PR070122	07-01-22	EMPLOYEES	PAPER PAYROLL CHECKS	0.00		0.00
			CURRENT CHECK TOTAL	1,868,730.7	1,602,929.9	3,471,660.6
TOTAL				1,868,730.73	1,602,929.95	3,471,660.68
197 records listed						

CHECK NUMBER	CHECK DATE	PAID TO VENDOR	DISBURSEMENT DESCRIPTION	OPERATING	CAPITAL	TOTAL
73913	07-14-22	JERRICKA HOWELL	STALE DATED	-32.83		-32.83
74067	07-19-22	JESUS ALANIZ	STALE DATED	-21.82		-21.82
74900	07-08-22	ACWA/JOINT POWERS INSURANCE AUTHORITY	ESPOSITO/PATNEAUDE RESTITUTION	600.00		600.00
74901	07-08-22	AECOM TECHNICAL SERVICES INC.	REPACKAGING OF PLANS&SPECS 66% COMPLETE	0.00	7,163.00	7,163.00
74902	07-08-22	ALEX SERRANO	A.SERRANO BOOT REIMB.	290.91		290.91
74903	07-08-22	AMERICAN OUTREACH FOUNDATION	DHS COMMUNITY OUTREACH	1,500.00		1,500.00
74904	07-08-22	ARAMARK UNIFORM SERVICES, LLC	UNIFORM SERVICES 06.14.22	699.42		699.42
			UNIFORM SERVICES 06.21.22			
74905	07-08-22	AToM ENGINEERING CONSTRUCTION, INC.	PROGRESS PAYMENT NO.2	0.00	171,663.10	171,663.10
74906	07-08-22	CARL OTTESON'S CERTIFIED BACKFLOW	JUNE 2022 BACKFLOW TESTING	6,420.00		6,420.00
74907	07-08-22	CARPI & CLAY, INC	JUNE FEDERAL ADVOCACY	4,000.00		4,000.00
74908	07-08-22	CHAMELEON BEVERAGE COMPANY INC	MSWD BOTTLED WATER	12,750.20		12,750.20
74909	07-08-22	CLINICAL LABORATORY OF SAN BERNARDINO	MAY 2022 BOD TESTING H+DC	1,192.00		1,192.00
			MAY 2022 LAB SERVICES			
74910	07-08-22	COACHELLA VALLEY WATER DISTRICT	WATER AUDIT TRAINING	2,334.00		2,334.00
74911	07-08-22	CV STRATEGIES	MAY 2022 GENERAL CONSULTING	3,021.25	3,127.50	6,148.75
			MAY 2022 RWRf GROUNDBREAKING COMM. SERVICES			
			MAY 2022 SOCIAL MEDIA			
74912	07-08-22	DAVID WEAVER	D.WEAVER NASSCO CERT REIMB.	375.00		375.00
74913	07-08-22	DAVID PENA	D.PENA D2 EXAM REIMB.	45.00		45.00
74914	07-08-22	DESERT ELECTRIC SUPPLY	MISC. ITEMS FOR SITE REPAIRS	42.42		42.42
74915	07-08-22	DESERT TIRE AND AUTO REPAIR	TIRE REPLACEMENT	630.05		630.05
74916	07-08-22	DESERT WILLOWS PROPERTY OWNERS	DESERT WILLOW TOILET REBATE PROGRAM	800.00		800.00
74917	07-08-22	DHS EAGLES INC	SPONSORSHIP - DHS EAGLE YOUTH FOOTBALL & CHEER	250.00		250.00
74918	07-08-22	ENVIROGEN TECHNOLOGIES INC	WELL26A URANIUM TREATMENT	4,008.63		4,008.63
74919	07-08-22	FORSHOCK	GEOCADADA SOFTWARE UPDATE	0.00	3,640.00	3,640.00
74920	07-08-22	HOME DEPOT CREDIT SERVICES	HOME DEPOT CC	1,707.61	85.90	1,793.51
74921	07-08-22	JOHNSON CONTROLS SECURITY SOLUTIONS LLC	SECURITY FOR HORTON PLANT	824.99		824.99
74922	07-08-22	MANPOWER US INC.	A.GAONA CONVERSION TO MSWD FEES	6,438.84		6,438.84
			STAFFING SERVICES - TEMP FIELD TECH			
			STAFFING SERVICES - TEMP. CUST. SERVICE REP			
			STAFFING SERVICES ACCT. MANAGER TRANSITION			
			STAFFING SERVICES ACCT. MGR. TRANSITION			
74923	07-08-22	PARKERS BUILDING SUPPLY	MISC ITEMS FOR WWTP	47.71		47.71
74924	07-08-22	WATERLINE TECHNOLOGIES INC.	10 DRUMS REFILLED	5,412.41		5,412.41
			6 DRUMS REFILLED			
			9 DRUMS REFILLED			
74925	07-08-22	WEST COAST SAFETY SUPPLY	REPLACEMENT H2S SENSOR-GAS DETECTOR	402.25		402.25
74926	07-08-22	XEROX CORPORATION	ENG. COPY MACHINE LEASE	172.39		172.39
74927	07-15-22	ANDREW VINCENT ALDER-LARUE	TOILET REBATE - ALDER-LARUE	200.00		200.00
74928	07-15-22	ANSAFONE CONTACT CENTERS	ANSAFONE ANSWERING SERVICE	576.47		576.47
74929	07-15-22	ARAMARK UNIFORM SERVICES, LLC	UNIFORM SERVICE	556.43		556.43
			UNIFORM SERVICES 02.15.22			
			UNIFORM SERVICES 06.28.22			
74930	07-15-22	ARCARO'S AUTO BODY REPAIR, INC.	REPAIRS TO UNIT #404	2,256.85		2,256.85
74931	07-15-22	BABCOCK LABORATORIES, INC.	E.COLI/TOTAL COLIFORM TESTING	421.16		421.16
			TOTAL N TESTING H+DC - JUNE 2022			

CHECK NUMBER	CHECK DATE	PAID TO VENDOR	DISBURSEMENT DESCRIPTION	OPERATING	CAPITAL	TOTAL
74932	07-15-22	BARBARA SMALL	ACCOUNT REFUND 68265 CALLE CERRITO	52.12		52.12
74933	07-15-22	BRENDA SANDOVAL	ACCOUNT REFUND 15680 VIA MONTANA	62.94		62.94
74934	07-15-22	CARL WEED	ACCOUNT REFUND 69380 PARKSIDE DR	46.51		46.51
74935	07-15-22	CASAMAR GROUP, LLC	CHOPPER PUMPS VAUGHN INDUSTRIAL	0.00	570.15	570.15
74936	07-15-22	PARAMJIT BEDI	ACCOUNT REFUND 66269 5TH ST	634.20		634.20
74937	07-15-22	COLANTUONO, HIGSMITH & WHATLEY, PC	LEGAL CONSULTING CLASS ACTION	403.00		403.00
74938	07-15-22	CV STRATEGIES	CCR DESIGN & CONTENT	10,990.00	2,906.25	13,896.25
			RWRF OPT - ED			
			SOCIAL MEDIA - JUNE			
74939	07-15-22	DAN L SCHNEIDER	ACCOUNT REFUND 15620 AVE MANZANA	100.61		100.61
74940	07-15-22	DESERT ELECTRIC SUPPLY	MISC. ITEMS	345.09		345.09
			WIRE, CONNECTORS, VINYL ELEC TAPE			
74941	07-15-22	DESERT VALLEY DISPOSAL, INC.	CORP YARD JUNE SERVICE CHARGE	1,138.48		1,138.48
			JUNE SERVICE CHARGE			
74942	07-15-22	DORINA WATKINS	ACCOUNT REFUND 64116 APPALACHIAN ST	205.47		205.47
74943	07-15-22	EXECUTIVE FACILITIES SERVICES, INC.	DESINFECTION SERVICES - JUNE 2022	1,631.49		1,631.49
74944	07-15-22	FAM-WELL LLC	ACCOUNT REFUND 66174 AVE SUENOS	97.07		97.07
74945	07-15-22	FARMER BROS. CO	ADMIN. COFFEE	243.61		243.61
74946	07-15-22	FORSHOCK	WELL 24 HARDWARE/PLC BOX	0.00	3,871.21	3,871.21
74947	07-15-22	GLORIA ORTEGA	ACCOUNT REFUND 66124 ACOMA AVE	227.86		227.86
74948	07-15-22	GRAINGER	20A SUPP PROTECTOR #19YE56	297.73		297.73
			IEC SUPP PROTECTOR - PRODUCTION			
74949	07-15-22	GUIDE DOGS OF THE DESERT	ACCOUNT REFUND VERNON & DILLON	690.54		690.54
74950	07-15-22	HAAKER EQUIPMENT COMPANY	BOAT NOZZLE SKID FOR SEWER CLEANING	4,459.78		4,459.78
74951	07-15-22	INFOSEND INC	BILLING SERVICES MONTHLY INV215961	9,317.18		9,317.18
			MONTHLY BILLING SERV INV214657			
			MONTHLY SUPPORT FEE JUNE INV216181			
			PDF BILL ARCHIVE FOR PORTAL INV215983			
			QRTERLY NEWSLETTER - MAY			
74952	07-15-22	IVAN SEWELL	MILEAGE REIMBURSEMENT IVAN SEWELL	112.91		112.91
74953	07-15-22	JANET SINE	ACCOUNT REFUND 12074 TAMAR DR	74.96		74.96
74954	07-15-22	JEFFREY R NUTTER	WORK BOOTS REIMBURSEMENT - J. NUTTER	274.76		274.76
74955	07-15-22	JOHN D KORTZ, TRUSTEE	ACCOUNT REFUND 13285 CACTUS DR	23.80		23.80
74956	07-15-22	JOHN ARGUELLES	ACCOUNT REFUND 12750 HIDALGO ST	54.02		54.02
74957	07-15-22	JUSTIN LAZARD	ACCOUNT REFUND 66845 SAN ARDO RD	8.55		8.55
74958	07-15-22	KAMAN INDUSTRIAL TECHNOLOGIES	REPLACEMENT MOTORS - DESERT CREST	1,242.96		1,242.96
74959	07-15-22	KASEY PRIVETTE	ACCOUNT REFUND 12675 INAJA ST	67.50		67.50
74960	07-15-22	KATHY KLEIN	ACCOUNT REFUND 13855 VERBENA DR	387.34		387.34
74961	07-15-22	LEONARDO D MARTINEZ	ACCOUNT REFUND 13878 DEL RAY LN	123.67		123.67
74962	07-15-22	LUIS MORGAN	ACCOUNT REFUND 66909 CAHUILLA AVE	104.06		104.06
74963	07-15-22	MANPOWER US INC.	FIELD SERV TEMP INV37181943	9,264.35		9,264.35
			FRONT OFFICE TEMP INV37181940			
			GENERAL ADMINISTRATIVE SUPPORT - HR			
			GM REPORT/GRANT			
74964	07-15-22	MARIEANN HAGEN JOHANSEN	ACCOUNT REFUND 66040 ACOMA AVE	3,387.95		3,387.95
74965	07-15-22	MARIO MEDRANO	ACCOUNT REFUND 13240 CALLE AMAPOLA	4.26		4.26
74966	07-15-22	MCMMASTER-CARR	ROPE CLEAT FOR 1/2" DIA ROPE	68.67		68.67

CHECK NUMBER	CHECK DATE	PAID TO VENDOR	DISBURSEMENT DESCRIPTION	OPERATING	CAPITAL	TOTAL
74967	07-15-22	MELISSA LOZANO	ACCOUNT REFUND 13135 CACTUS DR	190.22		190.22
74968	07-15-22	MICHAEL BAKER INTERNATIONAL, INC.	PROFESSIONAL SERVICES ENDING MAY 2022	0.00	8,785.00	8,785.00
74969	07-15-22	MIKE ACEVEDO	TURF REBATE - ACEVEDO	2,902.00		2,902.00
74970	07-15-22	NOEL BALTAZAR	ACCOUNT REFUND 66204 DESERT VIEW AVE	82.00		82.00
74971	07-15-22	O'REILLY AUTOMOTIVE, INC.	AW-68 OIL 5GAL	72.18		72.18
74972	07-15-22	ONYX PAVING COMPANY, INC.	ACCOUNT REFUND MISSION LAKES BLVD & WEST DR. NE CORNER	673.69		673.69
74973	07-15-22	PALM SPRINGS PEST CONTROL, INC.	PEST CONTROL - BAIT BOX AT WWTP	205.00		205.00
			PEST CONTROL SERVICES - JUNE 2022			
74974	07-15-22	PARKERS BUILDING SUPPLY	MISC ITEMS	81.44	122.10	203.54
			MISC. ITEMS			
			MISC. ITEMS FOR CHLORINE BUILDING			
			MISC. ITEMS FOR CHLORINE BUILDINGS			
			MISC. ITEMS FOR PLANT MAINTENANCE			
			MISC. MATERIALS FOR LANDSCAPE			
74975	07-15-22	PETER WRANGELL	ACCOUNT REFUND 12740 RUSHMORE AVE	82.00		82.00
74976	07-15-22	PLANIT REPROGRAPHICS	PLANS FOR LITTLE MORONGO INDST. PRK 2	33.00		33.00
74977	07-15-22	PLUMBERS DEPOT INC	REP. ITEMS FOR SEWER CLEANING/INSP.	20,294.59		20,294.59
			SECONDARY CAMERA TRANSPORTER			
			WARTHOG NOZZLE OVERHAUL KIT			
74978	07-15-22	RAY LOPEZ ASSOCIATES	LANDSCAPE INFILL INSPECTION	4,000.00		4,000.00
74979	07-15-22	RUHNAU CLARKE ARCHITECTS	MSWD CRITICAL SVCS CTR	0.00	87,048.00	87,048.00
74980	07-15-22	RUSS MARTIN	MILEAGE REIMBURSEMENT RUSS MARTIN	106.47		106.47
74981	07-15-22	SOUTHERN CALIFORNIA FLEET SERVICES, INC.	FLEET AND SERVICES REPAIRS	1,226.73		1,226.73
74982	07-15-22	SUNPOWER CORPORATION, SYSTEMS	O&M QUARTERLY YEAR 3 - SERVICE FEE	5,152.50		5,152.50
74983	07-15-22	SUSAN CRNCIC	TOILET REBATE - CRNCIC	200.00		200.00
74984	07-15-22	T4 SPATIAL, LLC	CCTV STORAGE - JUNE 2022	1,250.00		1,250.00
74985	07-15-22	TEAIRA WRIGHT	ACCOUNT REFUND 9923 VERBENA DR	385.61		385.61
74986	07-15-22	THE PC MANAGER LLC	COMPUTER UPGRADES	4,997.24		4,997.24
74987	07-15-22	THERESA MURPHY	WORK BOOTS REIMBURSEMENT - THERESA M.	174.07		174.07
74988	07-15-22	TKE ENGINEERING, INC	C&M SERVICES FOR MAY	0.00	117,609.92	117,609.92
			CM & INSPECTION SERVICES FOR MAY 2022			
			DESIGN SERVICES FOR MAY 2022			
			PROGRESS PYMT FOR CM & INSPECTION-RWRF			
			WELL 22 REHAB - PP#13			
74989	07-15-22	TOPS N BARRICADES, INC	HARD HAT SUNSHADES #HHSSAS1	746.90		746.90
			VINYL MEN WORKING SIGNS WASTE WTR			
74990	07-15-22	TRI-STAR CONTRACTING II, INC.	REPLACEMENT OF SEWER INFLUENT ML - D.C.	25,665.00		25,665.00
74991	07-15-22	TULE RANCH/MAGAN FARMS	SLUDGE HAULING H+DC - JUNE 2022	21,833.50		21,833.50
74992	07-15-22	UMETECH, INC.	UMETECH DATACENTER/NETWORK SUPPORT	7,813.50		7,813.50
74993	07-15-22	UNDERGROUND SERVICE ALERT	UNDERGROUND SERVICE ALERT	78.80		78.80
74994	07-15-22	USA-FACT INC	BACKGROUND CHECK FOR NEW EMPLOYEES	122.76		122.76
74995	07-15-22	USA BLUEBOOK	BYPASS PLUG 8" - HORTON PLANT	7,662.81	2,236.53	9,899.34
			CHERNE BYPASS PLUG HORTON PLANT			
			COLORIMETER FOR PRODUCTION			
			CONDUCTIVITY SOLUTION FOR HORTON PLANT			
			DIGITAL PRESSURE GAUGE			

CHECK NUMBER	CHECK DATE	PAID TO VENDOR	DISBURSEMENT DESCRIPTION	OPERATING	CAPITAL	TOTAL
			HONEYWELL GRAPHS HORTON PLANT			
			LAB SUPPLIES HORTON PLANT			
			PUMP CONTAINMENT ENCLOSURE - PRODUCTION			
			REPLACEMENT PARTS - PRODUCTION			
			SUBMERSIBLE PUMP			
74996	07-15-22	VALLEY LOCK & SAFE	GATE OPENER RESTOCK	429.02		429.02
			NEW DEADBOLT - HORTON PLANT			
74997	07-15-22	VERONICA LEE	ACCOUNT REFUND 65977 CAHUILLA AVE	128.75		128.75
74998	07-15-22	VICTORIA DIAZ	ACCOUNT REFUND 16040 VIA CORTO E	53.68		53.68
74999	07-15-22	WATERLINE TECHNOLOGIES INC.	MISC. ITEMS FOR CHLORINE MOD.	0.00	7,799.08	7,799.08
75000	07-15-22	WATERSMART SOFTWARE, INC.	WATERSMART PAPERLESS BILLING INTEGRATION	6,000.00		6,000.00
75001	07-15-22	WEST COAST SAFETY SUPPLY	REPAIR AND REPLACE GAS DETECTORS	5,481.88		5,481.88
			REPAIR/INSPECTION/CERTIFICATION OF EQUIP.			
75002	07-15-22	WEST YOST & ASSOCIATES, INC.	CONSULTING SVCS FROM 5/7/22 TO 6/3/22	0.00	8,533.50	8,533.50
75003	07-15-22	WHITE CAP CONSTRUCTION SUPPLY	14PACKS SQWINCHER FREEZE POPS	46.06		46.06
75004	07-28-22	ACWA-JPIA HEALTH BENEFITS AUTH.	AUG. 2022 PREPAID INS.	89,319.80		89,319.80
75005	07-28-22	ACWA/JOINT POWERS INSUR AUTH	PREPAID PROPERTY INS. 2022/23	28,341.50		28,341.50
75006	07-28-22	AECOM TECHNICAL SERVICES INC.	REPACKING OF PLANS & SPECS PP#4	0.00	4,852.00	4,852.00
			WELL 42 REDESIGN PROGRESS PAYMNT #16			
75007	07-28-22	AMY MEDINA	ACCOUNT REFUND 66021 BUENA VISTA AVE	158.25		158.25
75008	07-28-22	ANDY GRUNNET	BOOT ALLOWANCE REIMBURSEMENT - ANDY G.	300.00		300.00
75009	07-28-22	ANSAFONE CONTACT CENTERS	ANSOFONE ANSWERING SERVICE	417.54		417.54
75010	07-28-22	ARAMARK UNIFORM SERVICES, LLC	UNIFORM SERVICES 07.05.22	787.49		787.49
			UNIFORM SERVICES 07.12.22			
75011	07-28-22	BABCOCK LABORATORIES, INC.	GROUNDWATER WELL SAMPLING	791.60		791.60
75012	07-28-22	BRINKS INCORPORATED	MONTHLY TRANSPORTATION FEE	230.52		230.52
			WEEKLY PICK UP FEES			
75013	07-28-22	CALIF PUBLIC EMPLOYEES RETIREMENT SYSTEM	PERS UNFUNDED ACCRUED LIABILITY - CLASSIC	585,452.00		585,452.00
			PERS UNFUNDED ACCRUED LIABILITY - PEPRA			
75014	07-28-22	CARMEN COLOCHO	ACCOUNT REFUND 16382 VIA QUEDO	27.93		27.93
75015	07-28-22	CAROL BOWMAM	ACCOUNT REFUND 11865 AMBROSIO DR	40.43		40.43
75016	07-28-22	CASEY DOLAN	DIGITAL AD MGMT/CONSULTING-JULY	650.00		650.00
75017	07-28-22	CITY OF DESERT HOT SPRINGS	UU TAX - JUNE 2022	34,586.83		34,586.83
75018	07-28-22	CIVICPLUS LLC	MUNICODE WEB HOSTING	4,400.00		4,400.00
75019	07-28-22	COACHELLA VALLEY WATER DISTRICT	COST SHARE CVMC	18,753.53		18,753.53
			COST SHARE CVRWGM			
			COST SHARE TSS PH1			
75020	07-28-22	CORE & MAIN LP	1"CTS C110 COMPRESSION CPLG MUEL H15403	11,829.68		11,829.68
			1"CTS X 1"MSN A.M. STOP B24258-1 BALL			
			6" DI FLG. R/W GATE VALVE			
			8" MJXFLG DI ADAPTER (IN YARD)			
			CREDIT FOR DEFECTIVE OCTAVE METER			
75021	07-28-22	COUNTY OF RIVERSIDE AUDITOR CONTROLLER	FY 2023 LAFCO FEES	5,020.51		5,020.51
75022	07-28-22	CWEA	J.MCELRONE CERT RENEWAL - CSM GRADE II	96.00		96.00
75023	07-28-22	CYPRESS DENTAL ADMINISTRATORS	AUGUST 2022 PREPAID INS.	4,481.89		4,481.89
75024	07-28-22	DESERT FIRE EXTINGUISHER CO.,INC	ADMIN FIRE SPRINKLERS	2,586.00		2,586.00
75025	07-28-22	DESERT TIRE AND AUTO REPAIR	TIRE REPLACEMENT	1,070.01		1,070.01

CHECK NUMBER	CHECK DATE	PAID TO VENDOR	DISBURSEMENT DESCRIPTION	OPERATING	CAPITAL	TOTAL
75026	07-28-22	ENRIQUE GALLEGOS	ACCOUNT REFUND 13760 VIA REAL	75.51		75.51
75027	07-28-22	ENVIROGEN TECHNOLOGIES INC	WELL 26A URANIUM TREATMENT	4,008.63		4,008.63
75028	07-28-22	EXECUTIVE FACILITIES SERVICES, INC.	DISINFECTION SERVICES - JULY 2022	3,464.58		3,464.58
			JANITORIAL SERVICES - JULY 2022			
75029	07-28-22	FELIPE SANCHEZ	ACCOUNT REFUND 12465 RUSHMORE AVE	60.33		60.33
75030	07-28-22	FERGUSON WATERWORKS #1083	13X24 GRAY CI PLYMR RDR LID	56,095.17	6,394.56	62,489.73
			3/4" T10 NEPTUNE METER			
			6" MACH10 METER SP-NEU3E5F1S509			
75031	07-28-22	FORSHOCK	SCADA UPGRADES - PRODUCTION	0.00	3,045.00	3,045.00
75032	07-28-22	GARVER LLC	RWRF - PUBLIC OUTREACH VIDEO	0.00	7,250.00	7,250.00
75033	07-28-22	HEITEC	GENERAL INSPECTIONS	8,122.50		8,122.50
75034	07-28-22	HOWARD H LEE	ACCOUNT REFUND 66146 PIERSON BLVD	226.71		226.71
75035	07-28-22	HUNTER JOHNSEN, INC.	CV WATER COUNTS CONSULT SVCS-JULY/AUG	9,383.90		9,383.90
75036	07-28-22	INFOSEND INC	ADDITIONAL POSTAGE DEPOSIT	802.00		802.00
75037	07-28-22	INFOSEND INC	MONTHLY FEES API FEE INV216922	125.70		125.70
75038	07-28-22	INLAND WATER WORKS SUPPLY CO.	1"CTS C110 COMPRESSION CPLG MUEL	18,219.88		18,219.88
			1"CTS C110 COMPRESSION CPLG MUEL H15403			
			2"COMP.COUPL. CTS X CTS JONES J2609			
			2"CTS 90 BR.ELL C110 X C110			
			2"MIPT BALL CORP STOP MUELLER B2969			
			6" 6X8 HOLE BREAK-OFF CHECK			
			6" MJ X FLG DI ADAPTER (IN YARD)			
			6" POWERSEAL A/C JOINT CLAMP W/EXTRA GASK15			
			6"FLG BREAK-OFF BOLT/NUT SET			
			6-8"FLG BOLT/NUT SET PLATED CL 150			
			8"X6" DI PIPE REDUCER N/I			
75039	07-28-22	J.F. SHEA CONSTRUCTION, INC.	CONSTRUCTION PROG PYMT #3	0.00	1,144,129.65	1,144,129.65
75040	07-28-22	JACK HENRY & ASSOCIATES, INC.	REMIT PLUS LICENSE/MAINT RENEWAL	5,325.22		5,325.22
75041	07-28-22	JAIME SANCHEZ	ACCOUNT REFUND 13445 QUINTA WAY	57.54		57.54
75042	07-28-22	JASON WEEKLEY	BOOT ALLOWANCE REIMBURSEMENT - JASON W.	300.00		300.00
75043	07-28-22	JERRICKA HOWELL	ACCOUNT REFUND 66805 GRANADA AVE	32.83		32.83
75044	07-28-22	JESUS ALANIZ	ACCOUNT REFUND 16800 AVE RAMBLA	21.82		21.82
75045	07-28-22	JOHN SMITH	ACCOUNT REFUND 66939 CAHUILLA AVE	121.22		121.22
75046	07-28-22	KOFF & ASSOCIATES, INC.	MSWD - CLASS COMP	0.00	1,560.00	1,560.00
75047	07-28-22	KILLER BEE PEST CONTROL	BEE REMOVAL 62923 8TH INV 6289	205.00		205.00
			BEE REMOVAL 66611 EL DORADO INV6290			
			BEE REMOVAL 67447 DESERT VIEW INV 6305			
75048	07-28-22	LORENZO JESSE SOTO	BOOT ALLOWANCE REIMBURSEMENT - LORENZO S	300.00		300.00
75049	07-28-22	M.A. MORTENSON	ACCOUNT REFUND GARNET AVE	286.16		286.16
75050	07-28-22	MANPOWER US INC.	STAFFING SERVICES - CUST. SERVICE TEMP	2,106.24		2,106.24
			STAFFING SERVICES - FIELD SERVICE			
75051	07-28-22	MANPOWER US INC.	GM REPORT/GRANT-MICHAEL	4,916.57		4,916.57
			GM REPORT/GRNT-MICHAEL			
			TEMP CUST SERV REP INV37218237			
			TEMP FIELD SERV TECH INV37218239			
			TEMP. HELP FOR ACCT. MGR. TRANSITION			
75052	07-28-22	MARIA LEMUS	ACCOUNT REFUND 67943 AVA CT	110.23		110.23

CHECK NUMBER	CHECK DATE	CHECK PAID TO VENDOR	DISBURSEMENT DESCRIPTION	OPERATING	CAPITAL	TOTAL
75053	07-28-22	MCCROMETER INC	12" TOP PLATE DIGITAL VALVE	5,344.62		5,344.62
75054	07-28-22	MCMASTER-CARR	RESTOCK PADLOCKS	878.06		878.06
75055	07-28-22	MELVIN NEWMAN	ACCOUNT REFUND 66726 BUENA VISTA AVE	114.90		114.90
75056	07-28-22	MICHAEL BAKER INTERNATIONAL, INC.	PROFESSIONAL SERVICES	0.00	2,850.00	2,850.00
75057	07-28-22	NANCY NISSEN	ACCOUNT REFUND 16900 SUNRISE RD	60.28		60.28
75058	07-28-22	NOBEL SYSTEMS INC.	CORELOGIC ANNUAL SUBSCRIPTION	5,590.00		5,590.00
75059	07-28-22	O'REILLY AUTOMOTIVE,INC.	BATTERY REPLACEMENT AND VOLT METER	269.05		269.05
			PARTS FOR UNIT 399			
75060	07-28-22	PLANIT REPROGRAPHICS	DIGITAL COPIES SCANNED FOR JOB FILE	73.00		73.00
75061	07-28-22	PRECISION GARAGE DOORS & GATES INC	SLIDE GATE OPERATOR BATTERY	2,425.00		2,425.00
75062	07-28-22	RAY LOPEZ ASSOCIATES	TURF REDUCTIONS REBATE	220.00		220.00
75063	07-28-22	SILVER ROCK DEVELOPMENT, INC.	ACCOUNT REFUND N VIA LORETO & FLORA AVE	770.10		770.10
75064	07-28-22	SOUTHERN CALIFORNIA FLEET SERVICES, INC.	FLEET MAINTENANCE REPAIRS	1,750.86		1,750.86
			FLEET REPAIRS AND MAINTENANCE			
75065	07-28-22	SOUTHERN CALIFORNIA FLEET SERVICES, INC.	FLEET SERVICE AND REPAIRS	1,494.48		1,494.48
			FLEET SERVICE MAINT. AND REPAIRS			
			FLEET SERVICE/REPAIR AND MAINT.			
75066	07-28-22	TERRY GOTTSCH	ACCOUNT REFUND 8311 MEADOWS WAY	161.12		161.12
75067	07-28-22	TKE ENGINEERING, INC	C&M INSPECTION SERVICES FOR JUNE 2022	12,977.50	7,687.50	20,665.00
			CM & INSPECTION SERVICES FOR JUNE 2022			
			CONSULTANT DESIGN SERVICES			
			GENERAL ENG SVCS FY 21-22			
			WELL 22 REHAB - PP#14			
75068	07-28-22	USA BLUEBOOK	PUMP CLEANING SOLUTION	582.45		582.45
			REPLACEMENT 4" PRESSURE GAUGE			
			STAINLESS STEEL FITTINGS - PRODUCTION			
75069	07-28-22	USA BLUEBOOK	SOLINST 102 WATER LEVEL METER #96724	1,097.10		1,097.10
75070	07-28-22	VAUGHAN'S INDUSTRIAL REPAIR CO. INC.	NEW SHAFT FOR DC PLANT - WEST TANK	3,209.44		3,209.44
75071	07-28-22	VERIZON CONNECT FLEET USA LLC	GPS VEHICLE TRACKING SUB.	3,046.74		3,046.74
75072	07-28-22	WATERLINE TECHNOLOGIES INC.	10 DRUMS REFILLED	1,656.98		1,656.98
75073	07-28-22	WATERLINE TECHNOLOGIES INC.	REFILL 7 DRUMS #5590895	1,159.89		1,159.89
75074	07-28-22	WHITE CAP CONSTRUCTION SUPPLY	6 CASES HYDRATION FREEZE POPS	630.41		630.41
			XL MAXIFLEX NITRILE PALM WORKGLOVES			
75075	07-28-22	YESENIA LINARES	ACCOUNT REFUND 16060 VIA EL RANCHO	72.48		72.48
9999536	07-01-22	BERKADIA COMMERCIAL MORTGAGE	AD #4 LOAN PAYABLE	4,227.50		4,227.50
9999537	07-01-22	BERKADIA COMMERCIAL MORTGAGE	AD #7 LOAN PAYABLE	15,631.25		15,631.25
9999538	07-01-22	WELLS FARGO BANK	AUTO DEP PPE 06.24	110,199.92		110,199.92
9999539	07-01-22	WELLS FARGO BANK	FED TAX DEP PPE 06.24	46,921.70		46,921.70
9999540	07-01-22	STATE OF CA EDD	STATE TAX PPE 06.24	8,050.37		8,050.37
9999541	07-01-22	CALIF PUBLIC EMPLOYEES RETIREMENT SYSTEM	PERS PPE 06.24.22	29,107.21		29,107.21
9999542	07-05-22	LINCOLN NATIONAL LIFE INS CO	DEF COMP PPE 06.24	10,491.70		10,491.70
9999583	07-11-22	CALIF PUBLIC EMPLOYEES RETIREMENT SYSTEM	PERS PPE 06.24.22	29,196.76		29,196.76
9999712	07-15-22	WELLS FARGO BANK	AUTO DEP PPE 07.08	131,696.08		131,696.08
9999713	07-15-22	WELLS FARGO BANK	FED TAX DEP PPE 07.08	61,856.35		61,856.35
9999714	07-15-22	STATE OF CA EDD	STATE TAX PPE 07.08	10,668.70		10,668.70
9999715	07-18-22	CALIF PUBLIC EMPLOYEES RETIREMENT SYSTEM	PERS LATE FEES	400.00		400.00
9999952	07-29-22	WELLS FARGO BANK	AUTO DEPOSIT PPE 07.22	143,273.00		143,273.00

CHECK NUMBER	CHECK DATE	PAID TO VENDOR	DISBURSEMENT DESCRIPTION	OPERATING	CAPITAL	TOTAL
9999953	07-29-22	WELLS FARGO BANK	FED TAX DEP PPE 07.22	61,113.98		61,113.98
9999954	07-29-22	STATE OF CA EDD	STATE TAX PPE 07.22	10,352.63		10,352.63
9999955	07-25-22	LINCOLN NATIONAL LIFE INS CO	DEF COMP PPE 07.08.22	14,109.72		14,109.72
PR070122	07-01-22	EMPLOYEES	PAPER PAYROLL CHECKS	0.00		0.00
PR071522	07-15-22	EMPLOYEES	PAPER PAYROLL CHECKS	10,169.04		10,169.04
PR072922	07-29-22	EMPLOYEES	PAPER PAYROLL CHECKS	1,734.93		1,734.93
			CURRENT CHECK TOTAL	1,868,730.7	1,602,929.9	3,471,660.6
TOTAL				1,868,730.73	1,602,929.95	3,471,660.68
197 records listed						

AGENDA REPORT

REGULAR BOARD MEETINGS AUGUST 11 & 15, 2022

DIRECTOR REPORTS

DIRECTOR REPORTS

(Per GC 53232.3(d) brief reports on meetings attended for which a daily stipend was claimed)

Date	Event	Attendees
7/5/2022	DHS CITY COUNCIL MEETING	MARTIN
7/5/2022	DWA BOARD MEETING	DUNCAN
7/7/2022	DVBA LEGISLATIVE MEETING	MARTIN
7/9/2022	CORBS DINNER	MARTIN
7/12/2022	RIVCO BOARD OF SUPERVISORS MEETING	MARTIN
7/12/2022	CVWD BOARD MEETING	DUNCAN
7/19/2022	DWA BOARD MEETING	DUNCAN
7/21/2022	COUNTY WIDE OVERSIGHT BOARD	MARTIN
7/26/2022	RIVCO BOARD OF SUPERVISORS MEETING	MARTIN
7/26/2022	ACWA GW COMMITTEE MEETING	WRIGHT
7/26/2022	CVWD BOARD MEETING	DUNCAN
7/28/2022	DVBA MIXER	MARTIN
7/26/2022	RIVCO SPECIAL DISTRICT MEETING	WRIGHT

(OTHER) MEETINGS ATTENDED (*no daily stipend was claimed)

Date	Event	Attendees
7/9/2022	CORBS DINNER	WRIGHT



General Manager's Report August 2022



Table of Contents

ADMINISTRATION 1

- Customer Service Department 1
- Finance and Accounting Department..... 4
- Innovation and Technology Department 6
- Purchasing Department 7

ENGINEERING AND OPERATIONS..... 8

- Engineering Department..... 8
- Operations & Maintenance..... 11
- Water Resources 18

PUBLIC AFFAIRS..... 19

APPENDIX A - Federal Update from Carpi & Clay

APPENDIX B – Wastewater and Water Production Tables

APPENDIX C – Public Affairs Information

ADMINISTRATION

Customer Service Department

Disconnections Due to Non-Payment

After suspending disconnections, the past two years due to the COVID pandemic, MSWD announced that it will resume disconnection of past due accounts, beginning in April 2022. To avoid disconnection, customers who have past due balances are strongly encouraged to contact the District before March 31, 2022, to set up a payment plan and learn about available assistance programs. To assist residential and commercial customers with past due balances related to COVID, the District applied for and received funds from the California Water and Wastewater Arrearage Payment Program to cover past-due drinking water balances that were accrued between March 4, 2020, and June 15, 2021.



As of April 5th, 2022 disconnections have resumed. The July monthly delinquency process began with 422 auto-dialer calls, 101 door hangers, technicians were able to make contact with 31 customers to either pay, set up payment plan with the office, or to get information for bill assistance: this process reduced delinquencies to only 13 disconnections in July.

426 payment plans set for MSWD customers, pending balance of payment plans - \$310,063.54

Customer Bill Assistance Programs

The United Way Customer Bill Assistance Program continues to be utilized by those customers who need assistance one billing period annually, paying \$100 per approved customer.

United Lift has assisted customers by paying \$2301.72 on customer accounts in July 2022. State Arrearages Program This one-time payment was applied to eligible accounts January 24th, 2022, totaling 1,253,914.00.

Riverside County's LIHWAP Care Program (Riverside County Program) launching June 2, 2022, this will provide customers a one-time payment towards their water and/or sewer bill up to \$2,000. This program will only run through August 2023. The program has started

strong, LIHWAP has paid \$7628.65 in customer assistance since it opened to the public in June 2022.



Ways to Pay Bills

MSWD Customer Service continues to provide customers multiple options for bill payment.

- Customers can drop payments (check or money order) in the drop box
- Customers can pay at 7-11 or Walmart in Desert Hot Springs and must have their bills present. The addition of Walgreen's will be coming soon.
- Payment Portal on MSWD.org
- Customers can call in and pay through the IVR system, or with Customer Service Representative assistance
- Paypal, Google Pay, Apple Pay, and the QR code on the back of the bill. Customers can pay directly from their smartphone

Lobby Open by Appointment Only and COVID-19 Response

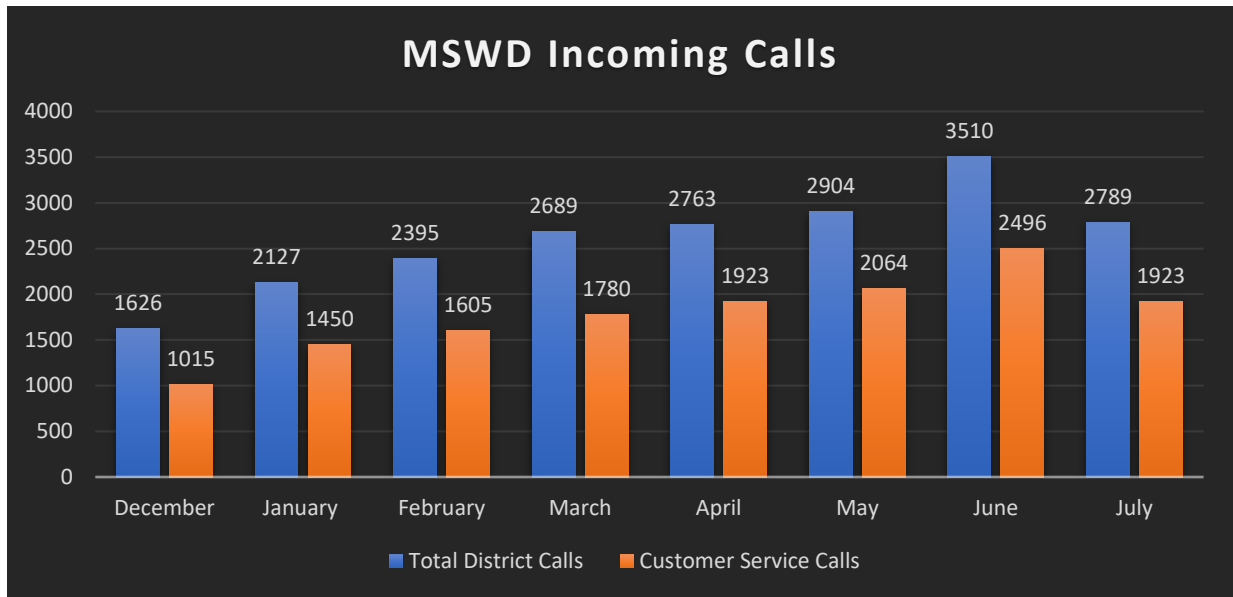
As part of the COVID-19 response, the MSWD lobby continues to be open by appointment only. The District had five appointments in June 2022 to assist customers in person.

MSWD Customer Service Representatives continue to assist our customers with minimal disruption. Staff continues to find creative ways to assist those customers who may have unique requests including those customers who do not have internet access.

- All Customer Service staff is working in office with distancing
- All Field Service Technicians are working to serve customers in individual trucks
- Applications available on MSWD.org
- Mailing paper applications to customers that are unable or uncomfortable with online processes

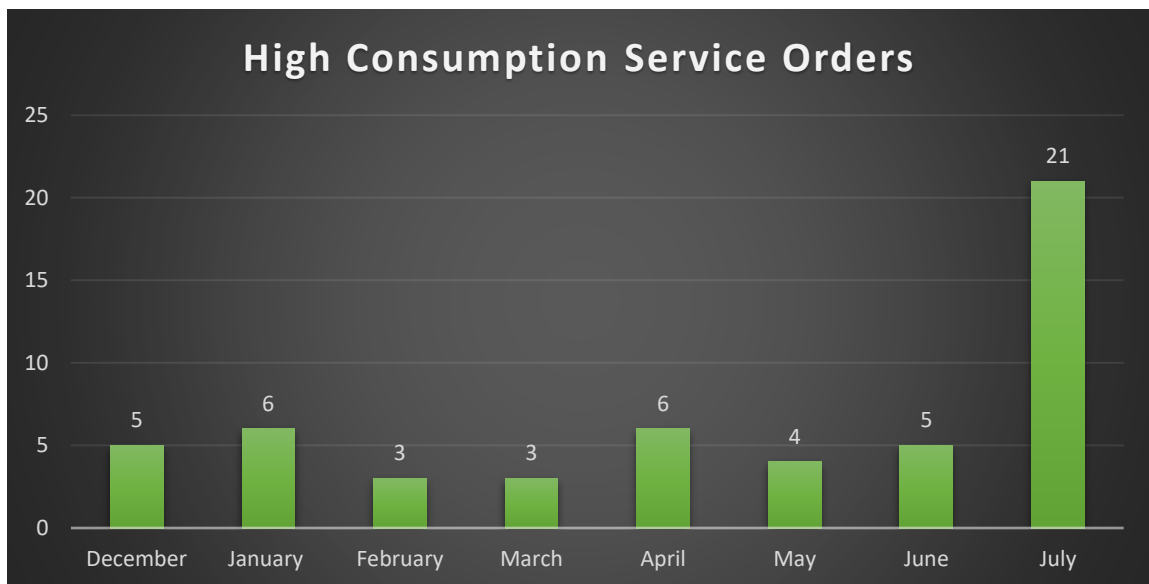
Calls into the Customer Service Department

The District is seeing an increase in the number of calls. Most calls are related to delinquency letters received, sewer pre-payments, payment plans, bill assistance information, demand/lien release requests, new property start/stop service, and account balance requests. The chart below represents MSWD incoming calls and those received by the Customer Service staff. There were 136 roll-over/"new" customer accounts in June 2022.



High Bill Investigation Requests Versus 13,675 Accounts

The District continues to leverage the new AMI infrastructure and Neptune 360 portal, resulting in consistently less high bill service orders. The District continues to see a return on investment through savings of administrative time resulting from consistently less high bill investigations, and a reduction in Field Technician travel and investigation time.



Finance and Accounting Department

The Finance and Accounting Department continues to work with its vendors to complete the yearly and necessary tasks to meet State and Federal reporting requirements and the strategic goals established by the MSWD Board of Directors. Below are project highlights and summaries for July 2022.

Current Work Priorities

The main priority for Finance and Accounting was the FY22/23 budget, and implementing the following changes:

- Entered the new budget amounts to the accounting system to begin utilizing in FY22/23.
- Created the new capital jobs approved by the Board
- Updated the service contracts for the new fiscal year as needed.
- Completed the staff changes from the classification and compensation plan:
 - Several employees became non-exempt as their duties changed.
 - Several employees had to relinquish District vehicles as their duties changed and the vehicles could be repurposed for other employees
- Reviewed information from the 2020 Statewide Community Infrastructure Program (SCIP) Financing that is looking to complete an additional 77 homes in 2023.
- Completed the final review of the Long Range Financial Plan RFQ which will be posted for consultant consideration in August.
- Continued to update the procurement policy to meet District needs while ensuring it meets State and Federal laws.
- Continued to work with Wells Fargo to implement the payment manager program to help with credit card, ACH, and check payment process.

Accounting continues to support other departments as needed as indicated below;

Human Resources

- Implemented the certificate and education pay incentive. Accounting made the necessary changes in the payroll system to implement this policy update.
- Implemented all the changes from the Classification and Compensation Study, from changing employee titles, salaries, purchasing approvals to updating the retirement records for the increase in salaries.
- Update the District's Conflict of Interest Policy due to the change in employee titles.
- Director of Finance attended an online webinar on Diversity, Equity and Inclusion in the Workplace.
- Provided guidance on meal per diem amounts to provide to employees while they attend the Tri-State training in August.
- Implemented a new employee benefit, Aflac supplemental insurance. The cost of Aflac supplemental insurance is borne by the employees.

Customer Service

- Submitted final arrearage data requested by the State to close the grant provided to help with customer delinquent accounts.
- Completed the sewer on property tax review to send to the County.
- Provided several corrections to customer service for customer accounts.
- Entered and provided the new meter job tracking for field service employees to use when installing new meters.

Public Relations

- Completed the Integrated Regional Water Management toilet and turf rebate grant reimbursement through June 30, 2022
- Helped to compile the annual accomplishments list
- Entered a new job for the CV Water Counts campaign that will be administered by the District for the 2023 fiscal year. Several deposits came in from the other participating water agencies for their cost share of the project.
- Compiled the information for the public records requests

Engineering and Construction and Maintenance

- Established two (2) new reimbursable jobs were requested by Engineering
 - Relax Hotel & Spa
 - Golden Lake Business Park

Budget

Budget transfers in July amounted to \$12,521 due to recoding expenses that occurred early in the year.

Cash

Total cash receipts for the month of June amounted to \$1,584,109 with the majority being normal bill payments, sewer prepayments, grant cost share payments and the final property tax collections for the 2022 fiscal year.

Cash disbursements for the month of July 2022 amounted to \$3,459,757, with the largest payments going to:

- J.F. Shea Construction – \$1,144,130
- CalPERS Unfunded Liability Prepayment – \$585,452
- TKE Engineering – \$117,610
- AToM Engineering – \$171,663
- Ruhnau Clarke Architects – \$87,048
- Net Payroll – \$609,977
- Payroll Taxes – \$169,892
- Berkadia AD #5 and #7 debt
 - AD #5 – \$4,228 – final payment.
 - AD #7 – \$15,631

Innovation and Technology Department

The Innovation and Technology Department (IT) continues to work with staff and vendors to achieve technological enhancement and meet innovation goals established by the MSWD Board of Directors. Below are project highlights and summaries for July 2022.

Technology Improvements

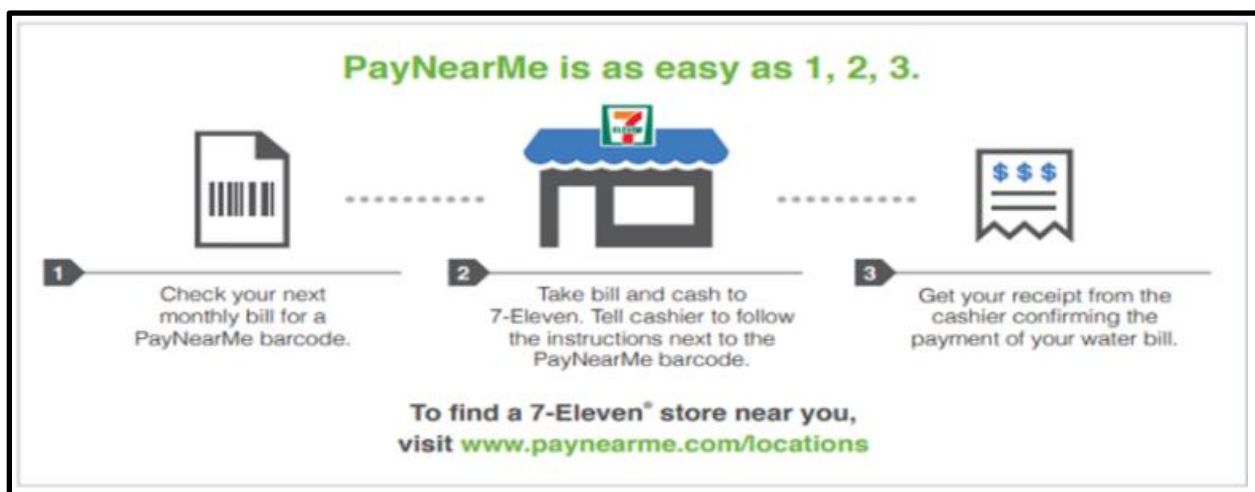
- IT is continuing with a system upgrade project with the Wastewater Department to enhance the data collection and availability of our collections inspections. Implementation with our onboarding specialists is expected to begin in mid-July 2022.
- MSWD continues its push toward paperless operations with the expansion of Laserfiche forms which staff are currently using for managing budgets and submitting overtime. Additional forms are in development along with continuous improvements in current forms.
- Desktop computers and laptop upgrades continue as needed

On-Going Cyber Security Training

IT continues the monthly anti-phishing training scenarios with staff and Board members. Staff has been diligent in reporting suspicious emails or contacting the IT Manager for review of suspicious emails before acting.

WaterSmart Customer Portal

Improvements continue to be made on the Customer Portal regarding eBilling and balance update speed. Staff has put a message on the old portal to inform customers that it will no longer be active in August 2022. Staff is currently planning on redirecting all traffic from the old portal to the new WaterSmart portal in mid-August 2022.



Purchasing Department

Staff continues to source sanitization supplies to ensure wipes, hand sanitizer, and disinfectants are available to all District buildings and vehicles for the safety of the staff.

Price increases and supply chain issues continue to surface within our industry. Specifically, PVC pipe and fittings, ductile iron pipe and fittings, restraints, hydrants, and valves, as well as many other products, are experiencing significant shortages that could lead to extended lead times. Along with these supply chain problems, pricing continues to escalate. These problems exist with both domestic and import materials. Staff will continue to monitor the situation and perform due diligence in getting all the material that is needed to maintain the water systems.

Staff are still experiencing some supply chain issues with shipping and delivery of some products, but nothing too extreme to halt any of our production.

Storage Containers/Master Meters

- We currently have emptied out three of the storage shipping containers that were used for the old Master meters.
- We are in the process of getting two of the empty shipping containers moved for the Wastewater Department; one will be moved to the Desert Crest plant, and the other will stay at the Horton Plant in a different location.



ENGINEERING AND OPERATIONS

Engineering Department

Below is a list of Capital Projects and status updates.

Well 42 Project

Construction is still on-hold due to revisions to the pumping and electrical equipment.

The Construction Management (CM) Team identified the revised 400 HP pump that best meets the project requirements. The CM Team will update the project specifications and issue a bulletin to the contractor in June 2022 to move forward with equipment procurement.

Construction will likely be on-hold for several more weeks while the equipment submittals are processed and the equipment is ordered, fabricated, and delivered to the site for construction and installation.

AD-18 – GQPP Sewer Project Areas “H” & “I”

Staff has received the appraisal for a required sewer easement and is reviewing. Staff anticipates meeting with the property owner for the proposed easement area for the pipe alignment in the coming weeks.

The consultant, TKE Engineering, completed work on the required final completion report for submission to the California Department of Water Resources (DWR) for grant closeout.

Well 22 Rehabilitation

The design consultant, TKE Engineering, continued working on the final design package, specifically incorporating provisions for a water lubricated well in-lieu of oil lubricated. Staff anticipates receiving the final design package in the coming weeks and bidding the project thereafter.

Following Board approval in July, staff is contracting with one of the on-call well contractors (Legend) to complete the well casing and equipment rehabilitation to meet increased demands.

Water and Wastewater System Comprehensive Master Plan Updates

Staff is in the process of reviewing the draft water and sewer master plans.

AD-18 GQPP Sewer Project Area “D3-1”

Due to current construction costs, the project is on-hold, with the intent to repurpose the grant funding to the GQPP Area M2 project in the coming months.

Horton Effluent Filtration System

The design consultant, TKE Engineering, is continuing work on the 100% design submittal, specifically the added shade structure, wind break, and maintenance scaffolding system. Staff expects to receive the updated plan set in the coming weeks.

Horton Odor Control Project

Trench paving is to be completed on August 3, 2022. A drain was added to the project per no-cost Change Order 4. Staff and consultant are working to set a final job walk with the contractor. The odor control unit start up is scheduled for August 15, 2022 with contract completion to be accomplished by the end of August.



On-Call Professional Services for Construction Management and Inspection of Capital and Development Projects RFP

Staff received proposals from eleven (11) firms to provide construction management and inspection services for the District. Staff is going through the qualification review and selection process and anticipates awarding contract(s) at the September 2022 Board of Directors meeting.

Backup Generators for Well Sites 27-32 and 37 Projects

Staff is working with the selected engineering consultant to begin the design the control panels and select generator which will meet the Air Quality Management District (AQMD) requirements for use in California.

Regional Water Reclamation Facility

Through the month of July, JF Shea completed forming and pouring the Plant Drain Pump Station walls, continued progress on forming and pouring the SBR Tank slabs, including all reinforcements, conduits, and construction joints, and continued progress on the electrical conduits, water lines, and sewer lines for the administration building.



Staff continued the process of contacting property owners to acquire right-of-way along 20th Avenue to construct the third required monitoring well, to be constructed at a later date. Staff and the consultant (TKE Engineering) finalized and submitted the final parcel map to the City for approval.

Staff continues to monitor progress on the SRF/Grant funding application with the SWRCB. The Final Funding Agreement is expected in the next 2-months.

Operations & Maintenance

Construction & Maintenance

Staff completed approximately 370 water line location requests. Staff continues to use iPads with the GeoViewer Mobile app to streamline and manage line locations.



Other keys items staff completed in July are;

- replaced 15 water service lines with copper
- repaired 25 service line leaks and six mainline leaks
- exercised 180 ground valves
- flushed 56 fire hydrants to ensure water quality in areas where historical data shows low flow
- installed 6 new water service lines
- conducted 11 fire flow tests with Engineering Department to support local development projects

Fleet and Facility Maintenance

All District buildings continue to be cleaned and disinfected weekly, Tuesday through Friday, by our janitorial company. Disinfection is completed four times per week and routine janitorial services are completed twice a week. Starting the first week August the District will be using a new janitorial company, Eternal Love, LLC. They were the lowest and responsive bidder from our bid process in late-May.

Building Maintenance:

- A security cage was installed over new gate controller at the Administration Building to help prevent another theft.
- AC unit number 4 for the Administration Building was repaired due to not cooling.
- Several light bulbs and fixtures were replaced in various locations throughout the Admin. Building.
- Standby Generator Monthly Maintenance Program: Staff did not find any issues during the monthly testing of our standby generators. This testing ensures the generators are functioning correctly and ready to be used when needed.

The District continues to utilize Southern California Fleet Services for contract maintenance and repairs of District vehicles and equipment. Below is a listing of services that were provided this month:

- Services were completed on units 389, 418, 404, 388 and 420
- Battery was replaced in units 389 and 390
- Front brakes were replaced in unit 388
- Pump in unit 385 was repaired
- Rear brake lights were replaced in small dump trailer
- Both front rims were replaced on the Case skip loader along with both front tires
- Tires on trailer 395 were replaced

Collections

No Sanitary Sewer Overflows (SSOs) occurred in the collection system during July 2022. No problems occurred at the Dos Palmas Lift Station. The operators continued to visit the site each day to check proper pump operation, ensure the SCADA system is working properly, and check site security.

Staff completed 351 sewer line location requests and inspected 2,640 feet of 8-inch mainline using the CCTV truck. Staff continues to use iPads with the GeoViewer mobile application to streamline and manage line locations.

Collections staff assisted wastewater with the cleaning of the outfalls from Aeration Tanks 4 & 5, removing rags and debris headworks, and replaced the main hose reel on the GapVax.



Wastewater Treatment

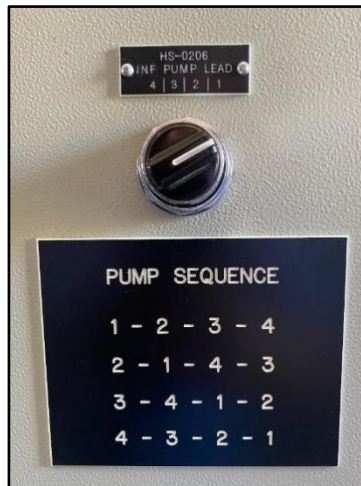

Staff spent a combined 469 hours performing routine plant maintenance, equipment maintenance, and plant operations at the Horton and Desert Crest Wastewater Treatment Plants (WWTPs). Also, during this timeframe staff spent 173 hours operating the sludge belt filter press, including filling and removing 14 trailers of sludge from the Horton and Desert Crest WWTPs.

Staff collected 40 samples and spent 60 hours performing laboratory duties and analysis for process control and regulatory reporting purposes. Both wastewater treatment plants are producing an effluent that meets the District's discharge requirement.



Staff completed the following maintenance tasks in July;

- Cleaned and rehabilitated Ponds 2, 3, 4, 5, 6, 7 and 8
- Cleaned and removed grit from the headworks as part of our annual maintenance
- Used the Kubota to rehabilitate the ponds, wasting beds, scum beds and the area around the Desert Crest WWTP.
- Cleared a blockage in the raw activated sludge pipe at the Desert Crest WWTP
- Began inhouse performance testing on all analysts that perform certain field testing within the Horton Wastewater Laboratory. The inhouse performance testing is required once a year to ensure analysts are performing laboratory procedures correctly.
- Continued weekly “Wastewater Training” as part of a District facilitated program to ensure all operators safely use of all the testing equipment in the laboratory. This month’s training included:
 - Influent Pump Cycling
 - Composite Sampling Program Setup
 - Laboratory Fortified Blank .01 M KCl



Through continued development in the Desert Hot Springs area, and at the request of new consumers, sanitary services are always being added to the collection system. Below is a summary of new sanitary service connections by month.

New Sanitary Service Connections to Collection System

	2022/23	2021/22	2020/21	2019/20	2018/19	2017/18
July	4	18	8	7	9	51
Aug.		20	4	1	8	53
Sep.		20	5	2	12	8
Oct.		36	9	4	8	12
Nov.		29	50	10	9	7
Dec.		12	9	3	3	64
Jan.		14	21	7	1	16
Feb.		7	23	5	1	42
Mar.		17	48	1	0	23
Apr.		7	18	3	3	15
May		16	17	11	3	20
June		2	21	7	3	6
Annual Total	4	198	233	61	60	317

Additional sanitary service connection information is provided in Appendix B.

The following table shows the average daily flow and peak daily flow for the Horton and Desert Crest WWTPs.

Monthly Wastewater Flows

WASTEWATER FLOW MGD				
2022/23	HORTON PLANT		DESERT CREST	
	Avg. Daily Flow	Peak 24 hr. Flow	Avg. Daily Flow	Peak 24 hr. Flow
July	1.980020	2.086591	0.038856	0.045610
Aug.				
Sep.				
Oct.				
Nov.				
Dec.				
Jan.				
Feb.				
Mar.				
Apr.				
May				
June				

Additional wastewater flow information is provided in Appendix B.

Water Production

Staff collected 45 routine bacteriological (Bac-T) samples, six general physical samples, and uranium samples at Well 26A for analysis in June 2022. Staff works closely with the laboratory when changing sampling dates or taking grab Bac-T samples for any mainline shutdowns. The MSWD Monthly Coliform Monitoring Reports for July 2022 were sent out to the State Water Resources Control Board on August 4, 2022.



Staff monitors chlorine levels and makes sure that all wells have a sufficient level of chlorine. Weekly chlorine deliveries to all well sites continue and is typically done on Thursdays.

Staff continues to conduct routine chlorine pump maintenance and inspections at all well sites, making necessary adjustments to all chlorine pumps and/or their related equipment, ensuring proper operation and repairing/rebuilding as needed.

During daily pump run and site checks, staff monitors the system, and addresses site vandalism and water theft routinely. Staff continues to do a great job reporting and making repairs as needed.




Staff continues to oversee the landscape contract for 36 sites throughout the District. A new landscaping contractor (Urban Habitat) is now completing work for the District. They have already made several irrigation repairs at some of our water production sites.

Specific site work completed in July 2022 included;

- Fire pump testing at Gateway Reservoir: This test is performed monthly to confirm the fire pump is in good operating condition and works properly when required. Staff performs this test from the onsite 4" fire hydrant and ran the water into the adjacent drainage channel.
- Multiphase rehabilitation project for Well 22: We have recently contracted Legend Pump to install a test pump so that we can confirm water quality and determine proper pumping rates. The test pump is scheduled to be installed on August 3, 2022.
- Upgrades to the Low Northridge booster station. K.S.M. Electric (through an on-call services contract) has been asked to install two motor saver devices on our existing electrical system. We anticipate this installation to be completed mid-August.



- Thermal Imaging at all sites: Staff is beginning to implement thermal imaging on all our electrical panels, motors, and other pumping related equipment. This month, Staff began collecting thermal images on approximately 75% of our electrical equipment and motors. This is an ongoing project and Staff is adjusting their workflow to ensure that we are collecting the correct information for trending purposes.
- Repairs to Terrace Booster Pump #3: The pump was pulled for repairs in July with the repaired pump expected to be installed in August. Once the pump installation is complete, we will move onto an additional pump at the Terrace booster station to continue with our maintenance project.
- Installation of Chlorine Analyzers: Staff installed MSWD's first automatic chlorine analyzer at the Valley View Reservoir/Booster Station. The new analyzer now reports chlorine residual levels directly to our SCADA system and has been working great. We have had to make a few minor adjustments, but it is currently working as desired. A dry well was installed for the drain water. Additional parts have been ordered to complete the installation of two more analyzers in our system.



- Sanitary Survey: Staff is working on completing the required Sanitary Survey response items and will be responding to the State before the August 15, 2022 deadline.
- Well 33 Solar Site: Staff continues to monitor the performance of the solar system. The June performance report is unavailable and will be reported with July's information next month.

New Service Connections to the Water System

	2022/23	2021/22	2020/21	2019/20	2018/19	2017/18
July	6	18	7	4	5	7
August		19	6	10	5	3
September		23	18	2	14	4
October		33	13	3	21	8
November		27	10	16	4	0
December		9	2	17	3	3
January		14	15	6	3	20
February		8	13	8	5	11
March		19	16	2	3	6
April		6	11	1	3	7
May		19	15	12	5	11
June		1	24	11	2	8
Annual Total	6	196	150	92	73	88
Avg./ Mo.	0.50	16.33	12.50	7.67	6.08	7.33

Additional water service connection information is provided in Appendix B.

As expected, the new water services increase the amount of water needed to be pumped; however, the weather and water conservation continue to be the primary factor in MSWD water production. The following table summarizes the MSWD water production for each month.

Monthly Water Production

	FY	Variance		FY	FY	FY	FY
	2022/23	from prior	%	2021/22	2020/21	2019/20	2018/19
	AF	year		AF	AF	AF	AF
		AF					
July	751.79	-44.78	-5.6%	796.57	857.77	853.23	857.20
August		0.00	0.0%	839.93	885.31	795.18	806.47
September		0.00	0.0%	738.65	784.80	757.08	689.47
October		0.00	0.0%	665.18	755.84	709.39	709.81
November		0.00	0.0%	679.85	690.13	619.87	631.75
December		0.00	0.0%	565.48	588.32	537.23	502.16
January		0.00	0.0%	580.28	537.96	553.20	570.20
February		0.00	0.0%	527.34	495.61	520.85	415.49
March		0.00	0.0%	601.44	625.80	557.73	490.92
April		0.00	0.0%	624.07	649.34	573.02	635.08
May		0.00	0.0%	745.36	723.62	698.99	598.36
June		0.00	0.0%	730.02	761.63	806.02	710.39
TOTAL		-44.78	-5.6%	8094.17	8356.13	7981.79	7617.30

Additional water production information is provided in Appendix B.

Water Resources

Below is a list of water resources related activities for July 2022:

Integrated Regional Water Management Planning

The Coachella Valley Regional Water Management Group (CVRWMG) met to discuss on-going grant funded projects and upcoming grant opportunities. The CVRWMG implements the Integrated Regional Water Management (IRWM) Plan for the Coachella Valley IRWM Region.

The CVRWMG has completed the Call for Projects process under the Proposition 1, Round 2, IRWM Implementation grant program. The Project Partners voted to fund all six projects that applied for funding. The slate of projects includes regional conservation funding and MSWD's GQPP Area D-3 Septic to Sewer project.

Mission Creek Subbasin Sustainable Groundwater Management Act Compliance

The public comment period for the 2022 Alternative Plan Update for the Mission Creek Subbasin is closed and no comments were received. The Plan is still with the California Department of Water Resources (DWR) for review, however, DWR doesn't anticipate completing reviews of alternative plans until 2024.

Staff continued to coordinate with the USGS and CVWD regarding the land subsidence study efforts for the Mission Creek Subbasin.

San Geronio Pass Subbasin Sustainable Groundwater Management Act Compliance

DWR is currently reviewing the 2022 Groundwater Sustainability Plan for the San Geronio Pass Subbasin.

Indio Subbasin Sustainable Groundwater Management Act Compliance

DWR is currently reviewing the 2022 Indio Subbasin Water Management Plan; however, DWR doesn't anticipate completing reviews of alternative plans until 2024.

Salt and Nutrient Management Planning

The Coachella Valley (CV) Salt and Nutrient Management Plan (SNMP) agencies have prepared the First Supplement to the MOU. Following Board approval in June 2022, MSWD executed the First Supplement to the MOU with the CV SNMP Agencies. The consultant, West Yost, is scheduling a kick-off meeting for the CV SNMP Update in early August 2022.

Staff continues to coordinate with CVWD on the Technical Support Services grant application with DWR to construct monitoring wells within the Mission Creek and Desert Hot Springs Subbasins.

PUBLIC AFFAIRS

Below is a list of Public Affairs activities:

Past Sponsorships / Events

MSWD Blood Drive, Jul. 13

As part of the 9 Cities Blood Challenge, MSWD hosted LifeStream blood bank in July. MSWD had more than 15 life-saving donations during the event that counted toward the Desert Hot Springs tally. Open through Aug. 31, 2022, Palm Desert currently leads the competition with 110 pints collected.



Upcoming Sponsorships / Events

Cabot Yerxa Elementary School: Back to School Night, Aug. 9, 6-7 p.m.

On Tuesday, Aug. 9, MSWD staff will be at Cabot Yerxa Elementary School sharing conservation and program information with parents and students as they make their way to a special back-to-school night.

CSDA Annual Conference Aug 22-25, 2022

The California Special District Association Annual Conference will occur at the JW Marriott Resort in Palm Desert. Packed with educational and networking experiences, the event will allow leaders to come together with others and hear from the best in special district-specific topics.

MSWD Blood Drive Sept. 14, 2022

MSWD will host the LifeStream bloodmobile again on Sept. 14. Watch your email or the District's social media for appointment information.

Water 101 Community Workshops: Oct. 20, Nov. 10, Dec. 8, and Jan. 19

We have secured the Desert Hot Springs Library for another round of Water 101 community meetings. Designed to give attendees a broad understanding of the District and our operations, the sessions are free and open to the public. The Public Affairs team will start soliciting sign-ups in the coming month.

ACWA Fall Conference Nov. 29 - Dec. 1, 2022

The ACWA 2022 Fall Conference & Exhibition is set to take place at the Renaissance Esmeralda and Hyatt Regency in Indian Wells. Sessions will cover various topics, including water management, innovation, public communication, affordable drinking water, energy, finance, federal forum, and more.

Public Outreach

Customer Connect Portal Outreach

We continue to promote the portal through bill messaging, email blasts, the MSWD website, social media, and public meetings. As a result, 21% of eligible accounts have signed up for the portal.

MSWD Community Calendar Drawing Contest

MSWD is again launching a children's drawing contest, soliciting local students' artwork that illustrates water conservation and groundwater protection. K-12 students throughout the District are being encouraged to participate. In addition, the Public Affairs team is promoting the contest through our local schools, social media, and our Summer customer newsletter. Twelve winners will receive an Amazon gift card and have their artwork showcased in the District's 2023



community calendar. The deadline for submission is Oct. 3, 2022. More information and a copy of the entry form are available on the District's website at www.mswd.org/drawingcontest.

MSWD Summer Newsletter

The Summer issue of the MSWD Customer Newsletter, Water Matters, will feature topics such as the Regional Water Reclamation Facility, Drought/ Water Conservation Information, the Customer Connect Portal, Rebates, the Calendar Drawing Contest, and the new Low Income Household Water Assistance Program.

Conservation – Hotels and Restaurants

In support of our local hotels and restaurants, the District continues to reach out to them and is offering free table tents and materials with water conservation messaging. We will continue to market to these businesses in the coming months.



MSWD Digital Advertising

The District featured three Google and Facebook/Instagram ads promoting Water Conservation, Customer Portal and Water Quality. Together, those three ads had almost 158,000 impressions and garnered 803 clicks to our website or video. A full report is included in Appendix C.



Social Media

A copy of the July 2022 social media report can be found in Appendix C. This report highlights activities and posts on the District's social media platforms. Overall, (across all platforms) impressions were down; however, engagement was up 27%, and Post Clicks were up 261%. Following are samples from our Facebook account.

Post Title	Date	Total Engagements	Reactions	Comments	Shares	Post Link Clicks	Other Post Clicks
District News: MSWD Operator Named 2021 Operator and Laboratory Person of the Year	Wed 7/27/2022 8:00 am...	327	161	36	3	1	126
Work continues on MSWD's new Regional Water Reclamation Facility! Once...	Thu 7/21/2022 5:54 pm ...	18	7	0	1	—	10
Please join us in welcoming Jacob Mosqueda, MSWD's new Wastewater Treatment Plant...	Fri 7/8/2022 2:47 pm PDT	18	16	0	2	—	0

CV Water Counts

Pageviews were up 73% from June on the CVWC website. The jump is due to the significant increase in clicks and impressions of the Ad campaigns – primarily due to the increase in budget for monthly advertising, plus the 2021-2022 FY launch of the display ad campaign that ran at the beginning of the month.



The Paid Search advertising continues to perform well, with the keywords "water rebates," "water agency," and "turf rebate programs" leading the way. The July e-Newsletter, which features MSWD, had an open rate of nearly 53%.

The CV Water Counts Outreach report for July can be found in Appendix C.

Rebates & Conservation

The Public Affairs team continued to promote rebates and conservation throughout our service territory during the month.

Toilet Rebates

We funded 2 new toilet rebate applications in July (4 toilets) totaling \$400.

Conservation Kits

In July, we received 32 new requests for conservation kits and have distributed 119 since the beginning of the year.

Turf Rebates

We funded one new turf rebate in July for \$2,902 and still have one pending turf rebate totaling \$2,200.

Bottled Water Tracking Report

Water Donations for July 2022

Date Supplied	Requests Filled	Event or Purpose	# Cases Requested
7/6/2022	City of DHS	Council/Commission Meetings/Walk-in Guest	25
7/14/2022	St. Elizabeth's Church	Knights of Columbus Mtgs	2
	Total Cases		27

APPENDIX A –
Federal Update from Carpi & Clay

Mission Springs Water District Federal Update

August 1, 2022

Senators Schumer and Manchin Reach Deal on Reconciliation

Senate Majority Leader Chuck Schumer (D-NY) and Senator Joe Manchin (D-WV) announced that they have reached a deal on the long-awaited Senate reconciliation package. Formerly known as Build Back Better (which passed the House last November), the new package entitled the “[Inflation Reduction Act of 2022](#)” is much smaller in size and scope than the House-passed version. The bill aims to:

- Allow Medicare to negotiate for prescription drug prices and extend the expanded Affordable Care Act program through 2025.
- Invest approximately \$300 billion in Deficit Reduction and \$369 billion in energy security and climate change programs over the next ten years.
- Reduce carbon emissions by roughly 40 percent by 2030.

As far as timing, the current plan is for the Senate to vote on the bill prior to adjourning for the August Congressional recess. To secure Senate passage, Democratic leadership needs to get all 50 Senators on board with the bill and present to vote. Since there is no remote voting option in the Senate, Senators must be present to vote, and with a couple of Senator Democrats currently isolating with COVID, the timing is a bit up in the air.

FY 2023 Appropriations Update

On July 20th, the House passed a six-bill Fiscal Year (FY) 2023 minibus appropriations package by a vote of 220–207. The package includes the following bills: the Departments of Transportation, Housing and Urban Development, Agriculture, Interior, and Veterans Affairs along with funding Rural Development, Energy and Water Development, Financial Services and General Government, and Military Construction ([H.R. 8924](#)). Additionally, the House Appropriations Committee [released the list](#) of Member community projects that were included in all the appropriations bills. The chart below displays the status of all twelve bills in the House.

Appropriations Bill	FY 2023 House Funding Level (in billions)	Status
Agriculture	\$27.2	Passed by the full House as a part of a six-bill minibus package on 7/20/22.

Commerce, Justice, Science	\$85.7	Approved by full Appropriations Committee on 6/28/22.
Defense	\$761.681	Approved by full Appropriations Committee on 6/22/22.
Energy and Water	\$56.275	Passed by the full House as a part of a six-bill minibuss package on 7/20/22.
Financial Services	\$29.8	Passed by the full House as a part of a six-bill minibuss package on 7/20/22.
Homeland Security	\$60.3	Approved by full Appropriations Committee on 6/24/22.
Interior and the Environment	\$44.8	Passed by the full House as a part of a six-bill minibuss package on 7/20/22.
Labor, HHS, Education	\$242.1	Approved by full Appropriations Committee on 6/30/22.
Legislative Branch	\$5.702	Approved by full Appropriations Committee on 6/22/22.
MilCon/VA	\$314.1	Passed by the full House as a part of a six-bill minibuss package on 7/20/22.
State/Foreign Ops	\$64.57	Approved by full Appropriations Committee on 6/29/22.
Transportation, Housing, and Urban Development	\$90.9	Passed by the full House as a part of a six-bill minibuss package on 7/20/22.

The Senate just released its FY 2023 appropriations bills. The bills largely reflect Democrat priorities and will not be considered by the full Committee. The topline numbers for each bill are included below.

Appropriations Bill	FY 2023 Senate Funding Level (in billions)
Agriculture	\$27.1
Commerce, Justice, Science	\$85.8
Defense	\$792.1
Energy and Water	\$57.54
Financial Services	\$29.45
Homeland Security	\$59.9

Interior and the Environment	\$42.21
Labor, HHS, Education	\$216.1
Legislative Branch	\$4.78
MilCon/VA	\$317
State/Foreign Ops	\$64.56
Transportation, Housing, and Urban Development	\$89.05

Bill texts, summaries, and Committee explanatory statements for all twelve bills can be found [HERE](#).

House Passes Wildfire and Drought Response Package

Prior to adjourning for the August Congressional recess, the House passed the “*Wildfire Response and Drought Resiliency Act*” ([H.R. 5118](#)) by a vote of 218-199. This bill is a legislative package containing forty-eight different pieces of legislation seeking to address the issues of wildfire and drought. The package is a wide-ranging bill that addresses safeguarding water resources, drought mitigation efforts, water recycling and desalination, land and water reclamation projects, wildfire mitigation efforts, and creates a new federal job classification for wildland firefighters to address the pay disparity between federal and state agency firefighters. The bill text can be found [HERE](#).

Federal Funding Opportunities/Announcements

Reclamation Announces Water Supply Safeguard Funding. The Bureau of Reclamation (Reclamation) announced \$26.7 million in investments for twelve states and Puerto Rico to safeguard local water supplies in the wake of the record droughts. Twenty-seven projects will be funded to protect watersheds impacted by wildfires, restore aquatic habitats and stream beds, and advance other environmental restoration projects to mitigate drought-related impacts. More information can be found [HERE](#).

Federal Agency Personnel/Regulatory Announcements

White House Announces Talent Pipeline Challenge. In July, Senior Advisor to the President and White House Infrastructure Implementation Coordinator Mitch Landrieu announced the Biden Administration’s Talent Pipeline Challenge. The Challenge aims to help spur efforts to recruit, train, and support a skilled and ready workforce to implement BIL. More information can be found [HERE](#).

EPA Announces 30 Members to Serve on Environmental Financial Advisory Board. The Environmental Protection Agency (EPA) announced the appointment of 30 members to the agency’s Environmental Financial Advisory Board (EFAB). EFAB provides advice to the EPA Administrator, agency programs, and regional offices on ways to lower costs while increasing investments in environmental and public health protection. More information and the list of EFAB members can be found [HERE](#).

Interagency Working Group Releases Heat Tracker Website. The Department of Commerce, National Oceanic and Atmospheric Administration, the Department of Health and Human Services, and the Centers for Disease Control and Prevention released www.heat.gov, a collaborative effort to share federal data on the prevalence and dangers of extreme heat with the public. The website is the culmination of work by the Extreme Heat Interagency Working Group established by President Biden in 2021.

USDA Proposes Buy America Waiver for De Minimis, Small Grants, and Minor Components. USDA is proposing to issue departmentwide public interest waivers for De Minimis, Small Grants, and Minor Components to recipients of Federal financial assistance from application of the Buy America provisions as applied to the iron, steel, manufactured products, and construction materials requirement of the Build America, Buy America Act (BABA). Comments are due August 2nd, and more information can be found [HERE](#).

USDA Rural Development Proposes Build America, Buy America Waiver. USDA's Office of Rural Development announced it is seeking a public interest waiver to allow additional time to implement BABA, pursuant to guidance issued by OMB. The comment period closed on July 18th. More information can be found [HERE](#).

##

APPENDIX B – Wastewater and Water Production Tables

WASTEWATER REPORT

SEWER CONNECTION SUMMARY											
	2022/23	2021/22	2020/21	2019/20	2018/19	2017/18	2016/17	2015/16	2014/15	2013/14	2012/13
July	4	18	8	7	9	51	2	1	139	2	0
Aug.		20	4	1	8	53	2	4	214	4	0
Sep.		20	5	2	12	8	11	2	90	2	1
Oct.		36	9	4	8	12	4	21	65	8	2
Nov.		29	50	10	9	7	7	1	52	18	7
Dec.		12	9	3	3	64	1	0	86	22	11
Jan.		14	21	7	1	16	8	3	27	3	11
Feb.		7	23	5	1	42	0	3	5	46	6
Mar.		17	48	1	0	23	5	0	31	16	2
Apr.		7	18	3	3	15	30	0	8	95	14
May		16	17	11	3	20	45	7	13	98	3
June		2	21	7	3	6	70	4	4	72	2
Annual Total	4	198	233	61	60	317	185	46	734	386	59

Connections to Sewer Collection System:

As of June 30, 2022 8665

Plus YTD 4

Total Sewer Connections = 8669

WASTEWATER FLOW MGD				
2022/23	HORTON PLANT		DESERT CREST	
	Avg. Daily Flow	Peak 24 hr. Flow	Avg. Daily Flow	Peak 24 hr. Flow
July	1.980020	2.086591	0.038856	0.045610
Aug.				
Sep.				
Oct.				
Nov.				
Dec.				
Jan.				
Feb.				
Mar.				
Apr.				
May				
June				

WASTEWATER FLOW MGD				
2021/22	HORTON PLANT		DESERT CREST	
	Avg. Daily Flow	Peak 24 hr. Flow	Avg. Daily Flow	Peak 24 hr. Flow
July	1.987088	2.104457	0.042128	0.058130
Aug.	2.059728	2.224424	0.052436	0.064940
Sep.	2.061448	2.234327	0.049729	0.066370
Oct.	2.081568	2.223453	0.046618	0.051660
Nov.	2.084749	2.213652	0.048180	0.053880
Dec.	2.024843	2.311905	0.051887	0.068500
Jan.	1.984410	2.131439	0.048326	0.054720
Feb.	2.009623	2.139096	0.045334	0.052130
Mar.	2.028970	2.171029	0.045059	0.055840
Apr.	1.980131	2.131250	0.041919	0.046130
May	1.975843	2.097045	0.039858	0.047940
June	1.966058	2.095268	0.037201	0.047720

WATER REPORT

WATER CONNECTION SUMMARY														
	2022/23	2021/22	2020/21	2019/20	2018/19	2017/18	2016/17	2015/16	2014/15	2013/14	2012/13	2011/12	2010/11	2009/10
July	6	18	7	4	5	7	2	0	0	1	0	0	0	1
August		19	6	10	5	3	2	2	0	1	0	0	2	1
September		23	18	2	14	4	13	3	0	2	2	0	0	1
October		33	13	3	21	8	3	20	0	5	1	1	4	2
November		27	10	16	4	0	7	3	0	1	0	1	1	5
December		9	2	17	3	3	2	0	0	2	0	0	0	0
January		14	15	6	3	20	1	1	2	2	0	0	1	1
February		8	13	8	5	11	1	0	1	0	1	0	0	1
March		19	16	2	3	6	5	0	12	0	0	4	5	0
April		6	11	1	3	7	11	2	7	0	1	4	1	12
May		19	15	12	5	11	9	8	2	0	1	2	0	0
June		1	24	11	2	8	2	10	1	0	0	0	1	1
Annual Total	6	196	150	92	73	88	58	49	25	14	6	12	15	25
Avg./ Mo.	0.50	16.33	12.50	7.67	6.08	7.33	4.83	4.08	2.08	1.17	0.50	1.00	1.25	2.08

Connections to Water System:

As of June 30, 2022 13,337
 Plus YTD 6
Total Water Connections = 13,343

WATER PRODUCTION														
	FY 2022/23	Variance from prior year		FY 2021/22	FY 2020/21	FY 2019/20	FY 2018/19	FY 2017/18	FY 2016/17	FY 2015/16	FY 2014/15	FY 2013/14	FY 2012/13	FY 2011/12
	AF	AF	%	AF	AF	AF	AF	AF	AF	AF	AF	AF	AF	AF
July	751.79	-44.78	-5.6%	796.57	857.77	853.23	857.20	835.87	714.50	659.11	859.00	942.82	911.87	838.49
August		0.00	0.0%	839.93	885.31	795.18	806.47	829.93	808.54	706.62	730.71	828.60	853.85	959.02
September		0.00	0.0%	738.65	784.80	757.08	689.47	712.40	679.54	657.37	800.67	813.20	723.92	826.46
October		0.00	0.0%	665.18	755.84	709.39	709.81	733.86	678.33	575.86	716.30	716.09	788.55	789.71
November		0.00	0.0%	679.85	690.13	619.87	631.75	642.41	601.89	582.22	533.69	557.05	672.3	654.77
December		0.00	0.0%	565.48	588.32	537.23	502.16	584.24	520.63	503.10	590.83	633.09	520.3	575.27
January		0.00	0.0%	580.28	537.96	553.20	570.20	599.52	465.10	431.38	526.86	582.86	609.45	616.19
February		0.00	0.0%	527.34	495.61	520.85	415.49	512.79	453.39	483.92	506.49	522.87	507.31	561.24
March		0.00	0.0%	601.44	625.80	557.73	490.92	536.09	549.50	514.05	614.94	603.89	559.02	583.70
April		0.00	0.0%	624.07	649.34	573.02	635.08	644.06	540.56	502.36	622.58	664.05	744.77	645.93
May		0.00	0.0%	745.36	723.62	698.99	598.36	697.15	731.81	601.83	590.28	708.18	786.79	763.12
June		0.00	0.0%	730.02	761.63	806.02	710.39	688.74	732.68	685.93	706.34	812.96	780.86	794.00
TOTAL		-44.78	-5.6%	8094.17	8356.13	7981.79	7617.30	8017.06	7476.47	6,903.75	7,798.69	8,385.66	8,458.99	8,607.90

APPENDIX C – Public Affairs Information



MSWD Digital Marketing and Website Report

Website, Social, and Marketing Performance

July, 2022

Casey Dolan

Casey Dolan Consulting

Google Ads Campaigns

 **IMPRESSIONS**
MSWD


157,970

 **CLICKS**
MSWD


803

 **CTR**
MSWD

0.51%

 **GOOGLE ADS CAMPAIGN PERFORMANCE**
MSWD

Campaign	Impr.	Clicks	CTR
MSWD Customer Connect July 2022	82,278	493	0.6%
MSWD Water Quality Video July 2022	17,328	240	1.39%
MSWD Save July, 2022	58,364	70	0.12%
	157,970	803	0.51%

 **VIDEO PERFORMANCE**
MSWD

Video	Video views	View rate	Clicks	Video played to 100%	Video played to 75%	Video played to 50%	Video played to 25%
Understanding Your Water Quality Report	1,192	13.71%	124	9.33%	11.73%	14.65%	20.43%
MSWD Customer Connect Water Portal Preview	1,225	14.19%	116	15.55%	20.35%	25.73%	43.37%
	2,417	13.95%	240	12.86%	16.61%	20.92%	33.42%

Facebook Ad Campaigns

 **FACEBOOK AD GROUP PERFORMANCE**
MSWD


Ad preview	Campaign Name	Link Clicks	Impr.	Reach	Frequency	Page Likes
	MSWD Water Quality Report - July 2022	338	25,129	6,530	3.85	0


Understanding Your Water Quality Report

MSWD is proud to serve some of the best-tasting drinking water in the world, drawn from the Mission Creek Subbasin aquifer.


The District is committed to serving pure, clean water and to responsible stewardship of that water, guided by its mission statement, "To Provide, Preserve and Protect our most valuable resource – water."

522	78,277	28,840	2.71	0
-----	--------	--------	------	---

Ad preview	Campaign Name	Link Clicks	Impr.	Reach	Frequency	Page Likes
 <p>MSWD CustomerConnect www.mswd.org Our CustomerConnect water portal provides a wealth of information and insights about your water use.</p> <p>It's now easier than ever to pay bills and manage automatic payments; set and receive leak alerts; identify water waste; access account information instantly - from anywhere; and more.</p>	MSWD Customer Connect - July 2022	179	31,404	5,548	5.66	0

 <p>MSWD - Rebates Available www.mswd.org Our rebate programs are designed to assist homeowners, HOAs, and commercial customers who want to reduce their indoor and outdoor water usage.</p> <p>MSWD is offering incentives to upgrade or replace ineffective toilets and to reduce outdoor water usage by converting lawns to desert-friendly landscaping.</p> <p>Click to learn more.</p>	MSWD Save Money - July 2022	5	21,744	20,684	1.05	0
--	-----------------------------	---	--------	--------	------	---

522 78,277 28,840 2.71 0

 VIDEO PERFORMANCE
MSWD

Campaign	Video Plays	Video Plays at 25%	Video Plays at 50%	Video Plays at 75%	Video Plays at 100%	Video Average Play Time	Link Clicks
MSWD Water Quality Report - July 2022	19,130	130	63	39	36	4s	338
MSWD Save Money - July 2022	0	0	0	0	0	0s	5
MSWD Customer Connect - July 2022	0	0	0	0	0	0s	179
	19,130	130	63	39	36	4s	522

Website Information

PAGEVIEWS
WWW.MSWD.ORG - HTTP://WWW.MSWD.ORG - MSWD

26,625

NEW VISITOR
WWW.MSWD.ORG - HTTP://WWW.MSWD.ORG - MSWD

6,100

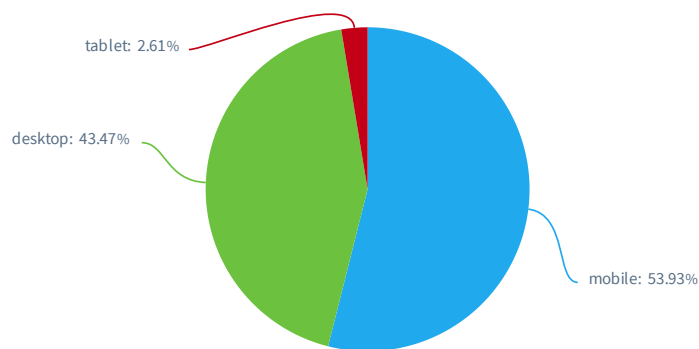
USERS
WWW.MSWD.ORG - HTTP://WWW.MSWD.ORG - MSWD

2,591

PAGEVIEWS
WWW.MSWD.ORG - HTTP://WWW.MSWD.ORG - MSWD

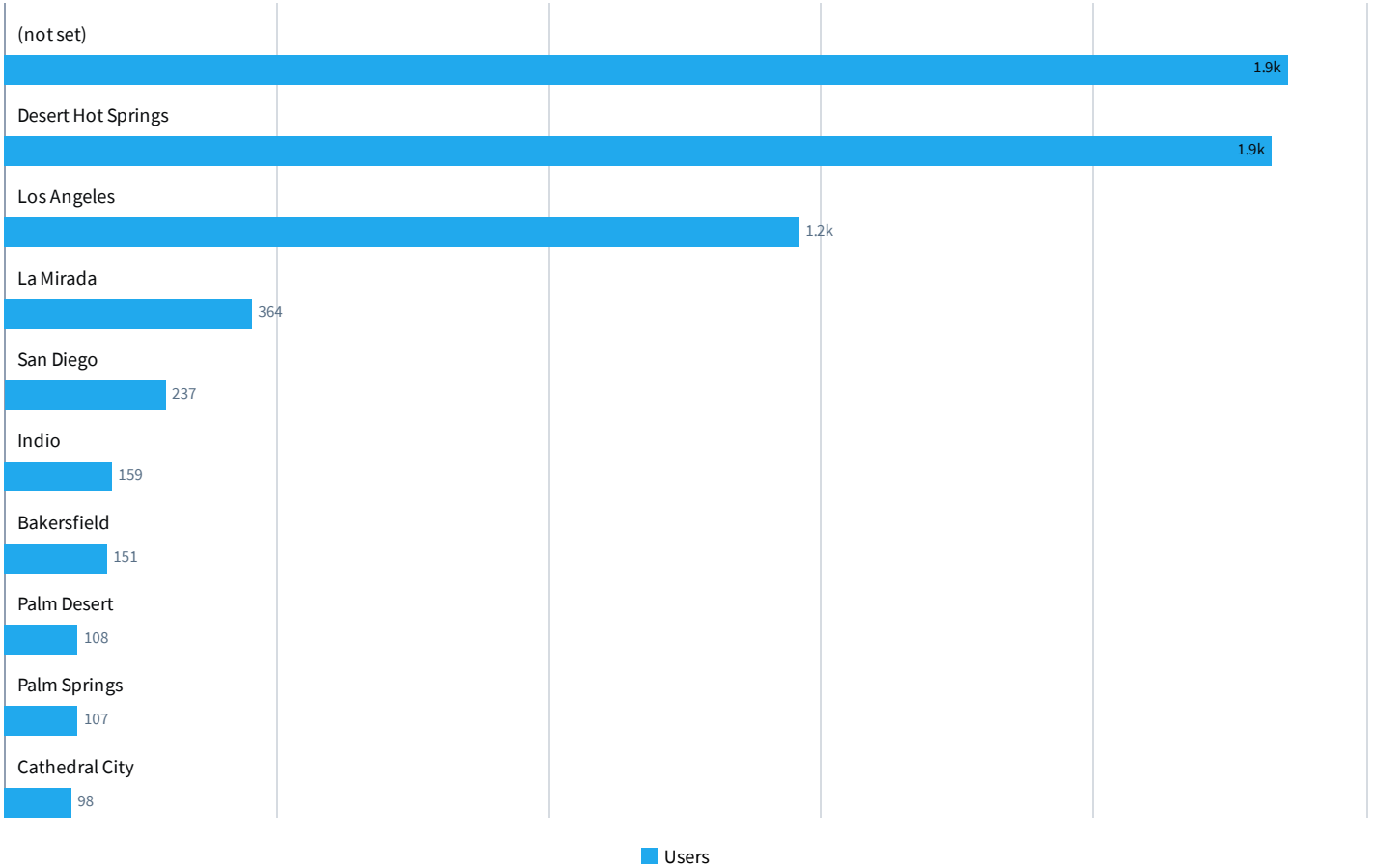
Page Title	Pageviews
New Customer Portal Mission Springs Water District CA	7,639
Mission Springs Water District Home Page Mission Springs Water District CA	7,262
Bill Pay Options Mission Springs Water District CA	2,131
Job Opportunities Mission Springs Water District CA	688
Application for Water Service Mission Springs Water District CA	533
New Water Bill Assistance Program Mission Springs Water District CA	500
Careers Mission Springs Water District CA	498
Search Mission Springs Water District CA	441
Job Descriptions Mission Springs Water District CA	409
Start/Stop Water Service Mission Springs Water District CA	405
	26,625

SESSIONS / DEVICE CATEGORY
WWW.MSWD.ORG - HTTP://WWW.MSWD.ORG - MSWD



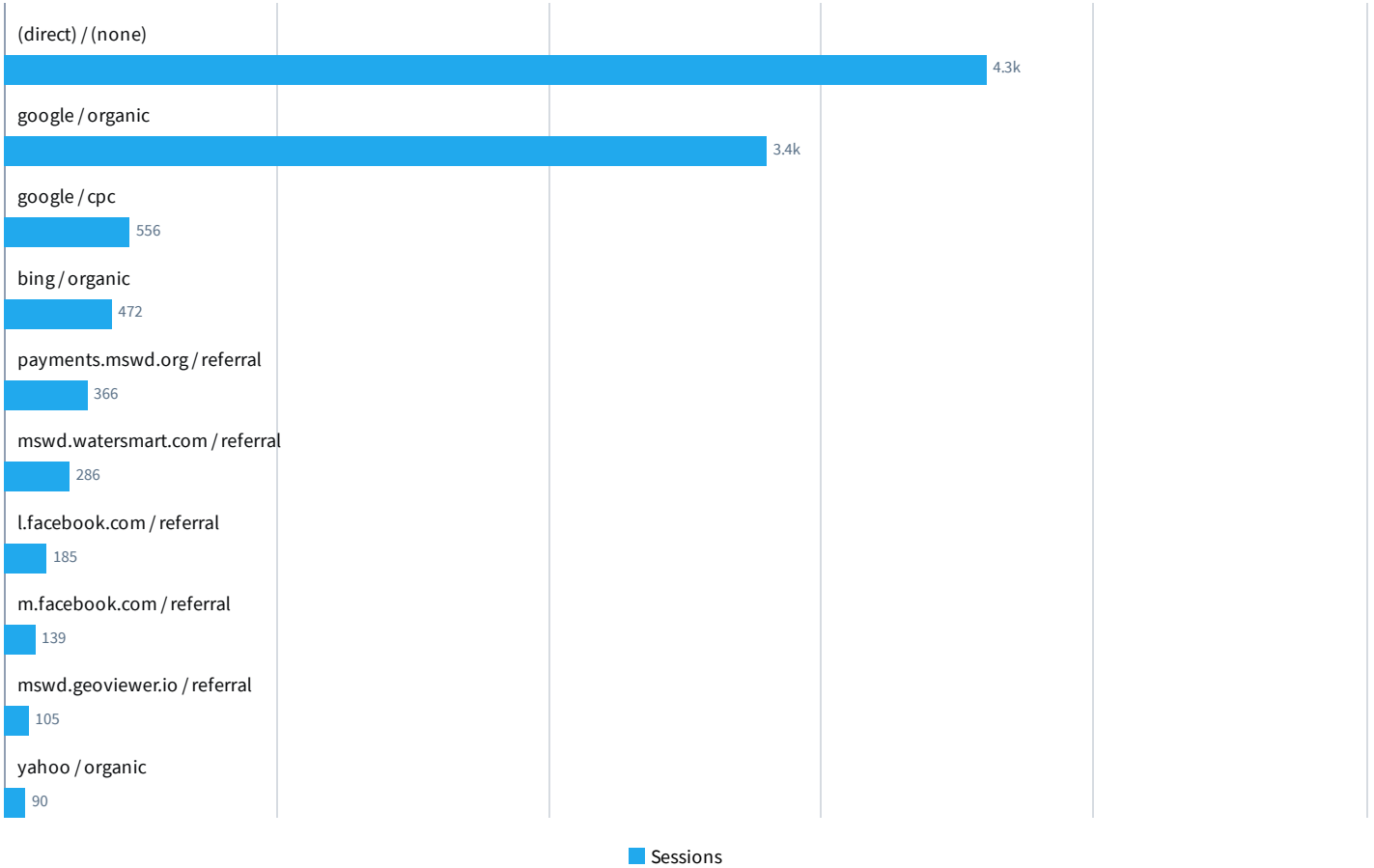
Item 17.

USERS BY CITY
WWW.MSWD.ORG - HTTP://WWW.MSWD.ORG - MSWD



Item 17.

USER REFERRERS
WWW.MSWD.ORG - HTTP://WWW.MSWD.ORG - MSWD



AVG. SESSION DURATION
WWW.MSWD.ORG - HTTP://WWW.MSWD.ORG - MSWD

1m 46s

PAGES / SESSION
WWW.MSWD.ORG - HTTP://WWW.MSWD.ORG - MSWD

2.5

BOUNCE RATE
WWW.MSWD.ORG - HTTP://WWW.MSWD.ORG - MSWD

36.17%




MSWD Social Analytics

July 2022

Mission Springs Water District Social Media Analytics

Included in this Report

 @MSWaterDistrict

 missionspringswaterdistrict

 Mission Springs Water District

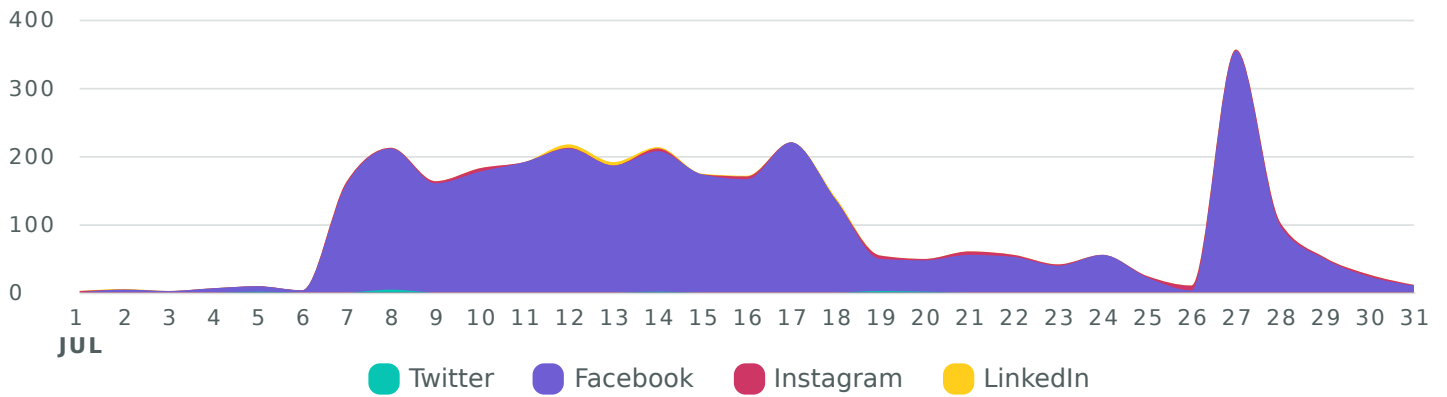
 Mission Springs Water District

Cross-Network Engagement

See how people are engaging with your posts during the reporting period.

Profile
Reporting Period
All Profiles
All Twitter Post Types

Engagements, by Day



Engagement Metrics	Totals	% Change
Total Engagements	3,156	↗ 26.3%
Twitter Engagements	9	↘ 60.9%
Facebook Engagements	3,067	↗ 27.2%
Instagram Engagements	62	↗ 169.6%
LinkedIn Engagements	18	↘ 55%
Engagement Rate (per Impression)	3.6%	↗ 241.5%

Cross-Network Performance Summary

View your key profile performance metrics from the reporting period.

- Profile
- Reporting Period**
- All Profiles
- All Twitter Post Types

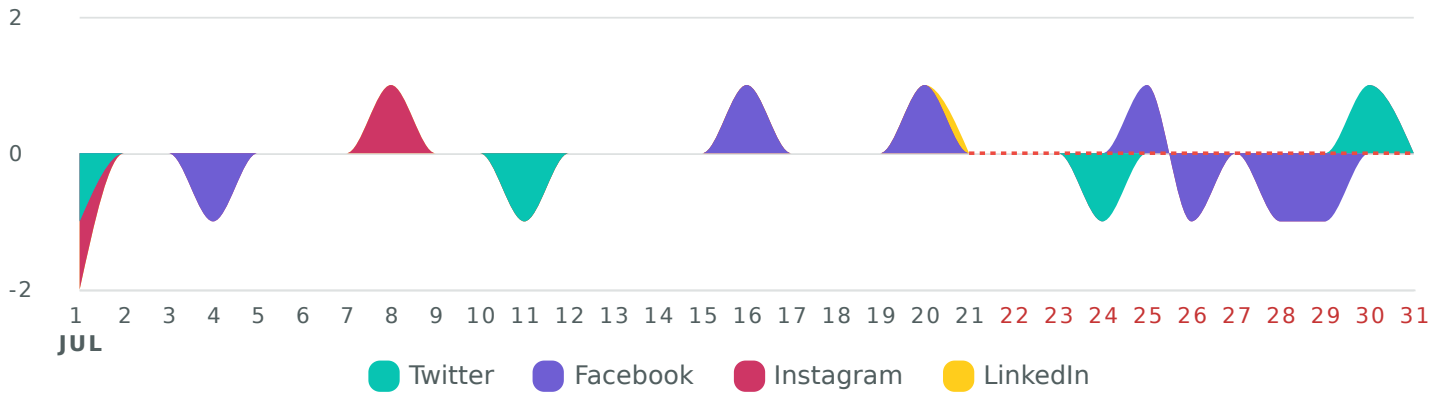
Impressions 88,422 ↘63%	Engagements 3,156 ↗26.3%	Post Link Clicks 541 ↗238.1%
-----------------------------------	------------------------------------	--

Cross-Network Audience Growth

See how your audience grew during the reporting period.

Profile
Reporting Period
All Profiles
All Twitter Post Types

Net Audience Growth, by Day



Audience Metrics	Totals	% Change
Total Audience	1,554	↘0.1%
Total Net Audience Growth	-2	↘120%
Twitter Net Follower Growth	-2	↘300%
Facebook Net Page Likes	-2	↘300%
Instagram Net Follower Growth	1	→0%
LinkedIn Net Follower Growth	1	↘85.7%

FACEBOOK

Facebook Performance Summary

View your key profile performance metrics from the reporting period.

 Profile  Reporting Period  Mission Springs Water District

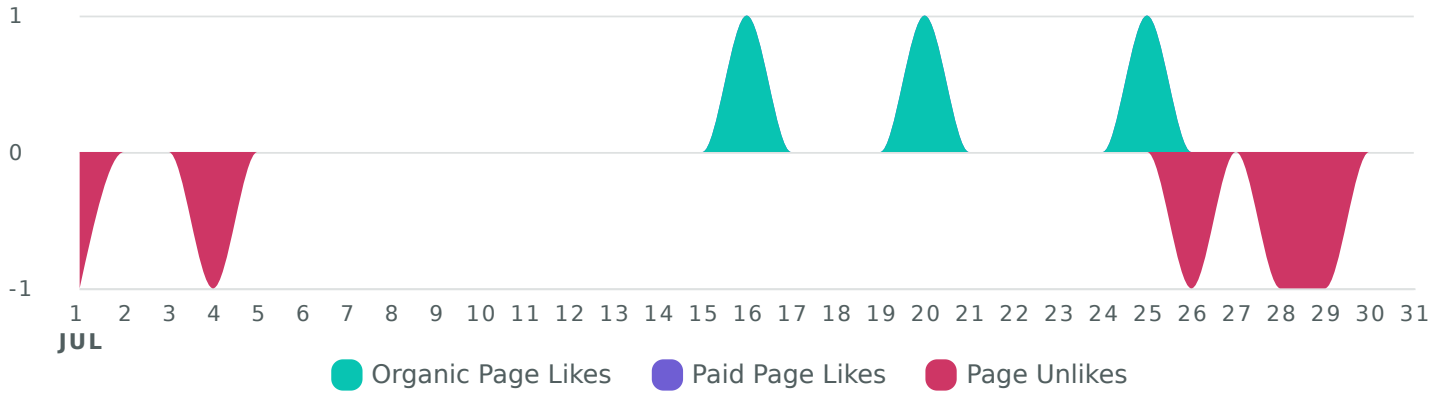
<p>Impressions</p> <p>82,410 ↘65.4%</p>	<p>Engagements</p> <p>3,067 ↗27.2%</p>	<p>Post Link Clicks</p> <p>532 ↗261.9%</p>
--	---	---

Facebook Audience Growth

See how your audience grew during the reporting period.

Profile
Reporting Period
Mission Springs Water District

Net Page Likes Breakdown, by Day



Audience Metrics	Totals	% Change
Fans	1,142	↘0.2%
Net Page Likes	-2	↘300%
Organic Page Likes	3	↘40%
Paid Page Likes	0	→0%
Page Unlikes	5	↗25%

Facebook Top Posts

Review your top posts published during the selected time period, based on the post's lifetime performance.

📌 Post
📌 Lifetime
📌 Mission Springs Water District

Descending by Lifetime Engagements



Mission Spring...

Wed 7/27/2022 8:00 am...

District News: MSWD Operator Named 2021 Operator and Laboratory Person of the Ye...



Total Engagements	327
Reactions	161
Comments	36
Shares	3
Post Link Clicks	1
Other Post Clicks	126




Mission Spring...

Thu 7/21/2022 5:54 pm ...

Work continues on MSWD's new Regional Water Reclamation Facility! Once...




Total Engagements	18
Reactions	7
Comments	0
Shares	1
Post Link Clicks	—
Other Post Clicks	10



Mission Spring...

Fri 7/8/2022 2:47 pm PDT

Please join us in welcoming Jacob Mosqueda, MSWD's new Wastewater Treatment Plant...



Total Engagements	18
Reactions	16
Comments	0
Shares	2
Post Link Clicks	—
Other Post Clicks	0

INSTAGRAM

Instagram Performance Summary

View your key profile performance metrics from the reporting period.

 Profile  Reporting Period  missionspringswaterdistrict

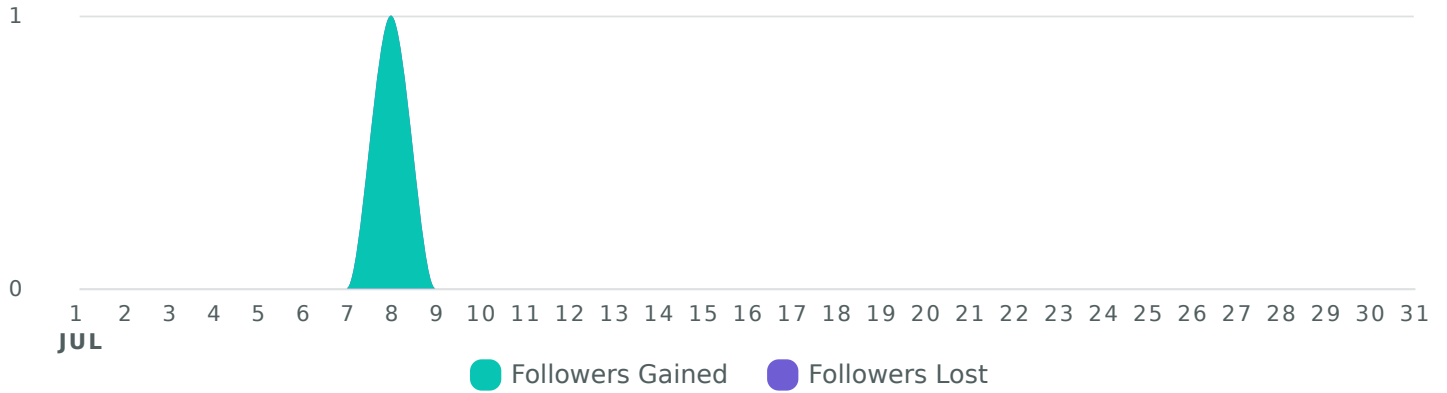
<p>Impressions</p> <p>5,752 ↗2,095.4%</p>	<p>Engagements</p> <p>62 ↗169.6%</p>	<p>Profile Actions</p> <p>0 →0%</p>
--	---	--

Instagram Audience Growth

See how your audience grew during the reporting period.

Profile
Reporting Period
missionspringswaterdistrict

Net Follower Growth Breakdown, by Day












Audience Metrics	Totals	% Change
Followers	225	↗0.4%
Net Follower Growth	1	→0%
Followers Gained	1	→0%
Followers Lost	0	→0%

Instagram Top Posts

Review your top posts, stories, and reels published during the selected time period, based on the post, story, or reel's lifetime performance.

📌 Post
📌 Lifetime
📷 missionspringswaterdistrict

Descending by Lifetime Engagements

Post	Date	Total Engagements	Likes	Comments	Saves
  missionsprings... Wed 7/27/2022 8:00 am... District News: MSWD Operator Named 2021 Operator and Laboratory Person of the Ye... 	Wed 7/27/2022 8:00 am...	10	9	1	0
  missionsprings... Wed 7/20/2022 8:45 am... Providing reliable water service is no small task. Replacing valves and pipes... 	Wed 7/20/2022 8:45 am...	6	6	0	0
  missionsprings... Mon 7/18/2022 10:50 a... A nice, cold drink of water can provide the perfect refreshment on a hot summ... 	Mon 7/18/2022 10:50 a...	6	6	0	0

TWITTER

Twitter Performance Summary

View your key profile performance metrics from the reporting period.

Profile Reporting Period @MSWaterDistrict All Twitter Post Types

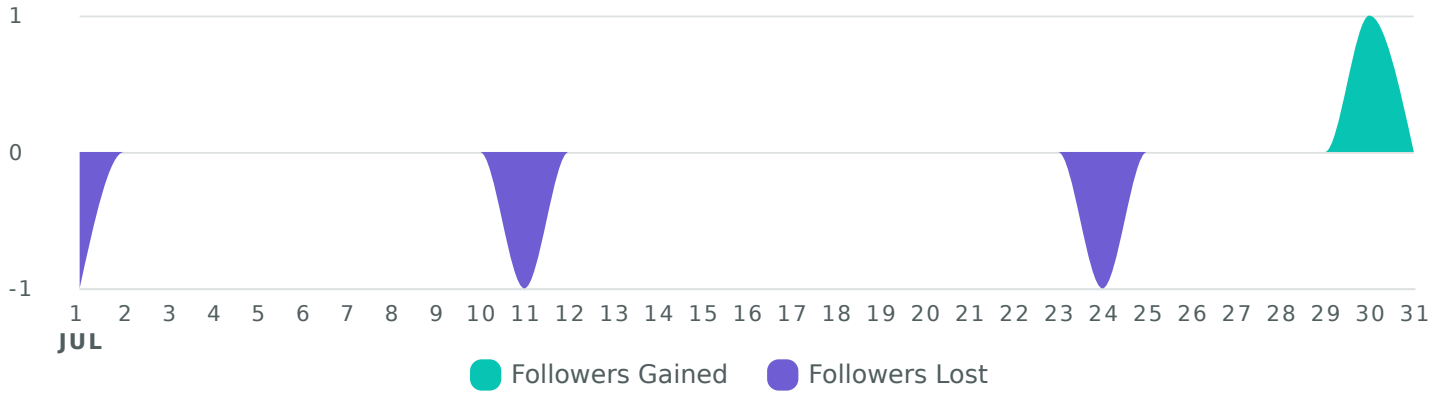
Impressions 95 ↘ 69.2%	Engagements 9 ↘ 60.9%	Post Link Clicks 3 ↘ 25%
----------------------------------	---------------------------------	------------------------------------

Twitter Audience Growth

See how your audience grew during the reporting period.

Profile
Reporting Period
@MSWaterDistrict
All Twitter Post Types

Net Follower Growth Breakdown, by Day



Audience Metrics	Totals	% Change
Followers	81	↘2.4%
Net Follower Growth	-2	↘300%
Followers Gained	1	→0%
Followers Lost	3	↗—
Following	100	→0%

LinkedIn Performance Summary

View your key profile performance metrics from the reporting period.

 Profile  Reporting Period  Mission Springs Water District

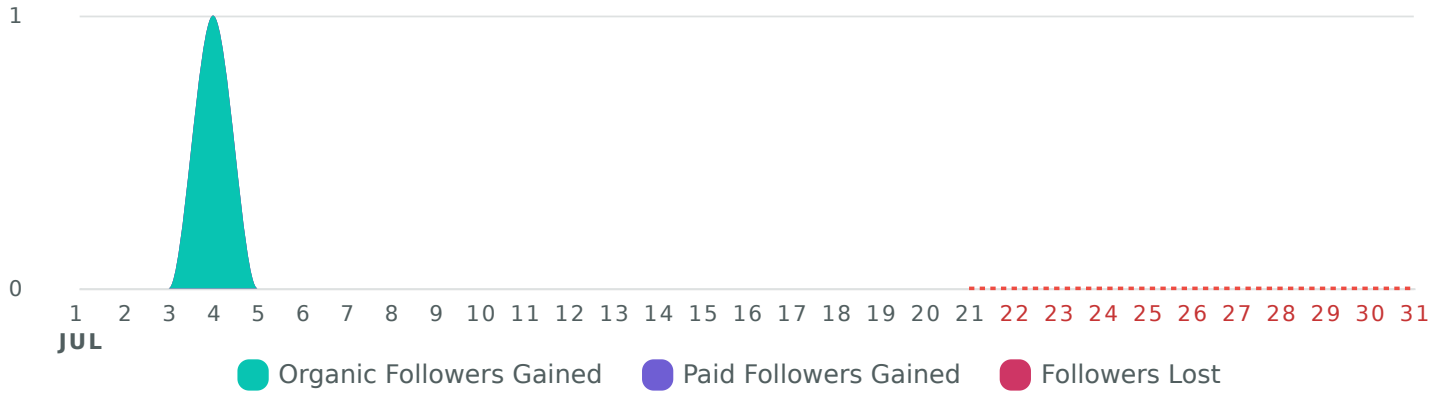
Impressions 165 ↘ 53.4%	Engagements 18 ↘ 55%	Post Clicks (All) 6 ↘ 33.3%
-----------------------------------	--------------------------------	---------------------------------------

LinkedIn Audience Growth

See how your audience grew during the reporting period.

Profile
Reporting Period
Mission Springs Water District

Net Follower Growth Breakdown, by Day



Audience Metrics	Totals	% Change
Followers	106	↗ 1%
Net Follower Growth	1	↘ 85.7%
Organic Followers Gained	1	↘ 85.7%
Paid Followers Gained	0	→ 0%
Followers Lost	0	→ 0%

LinkedIn Top Posts

Review your top posts published during the selected time period, based on the post's lifetime performance.

🚩 Post
🚩 Lifetime
🌐 Mission Springs Water District

Descending by Lifetime Engagements

in Mission Spring...

Tue 7/12/2022 6:45 pm ...

We're building for the future! W is now underway on the new Regional Water Reclamation...

Regional Water Recla...

Total Engagements	15
Reactions	7
Comments	0
Shares	3
Post Link Clicks	5

in Mission Spring...

Thu 7/21/2022 11:24 p...

Work continues on MSWD's new Regional Water Reclamation Facility! Once...

Total Engagements	1
Reactions	1
Comments	0
Shares	0
Post Link Clicks	0



CVWC Digital Marketing Report

Website, Social, and Marketing Performance

July, 2022

by Hunter | Johnsen

Google Ads Campaigns

 **DISPLAY AD IMPRESSIONS**
CV WATER COUNTS

406,910

 **SEARCH AD IMPRESSIONS**
CV WATER COUNTS

1,429

 **VIDEO IMPRESSIONS**
CV WATER COUNTS

79,145

 **CLICKS**
CV WATER COUNTS

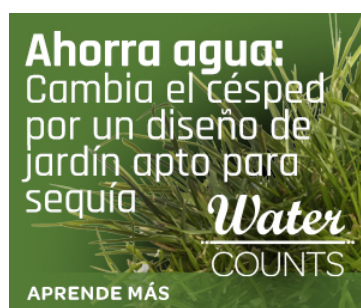
3,024

 **CTR**
CV WATER COUNTS

0.62%

 **GOOGLE PROGRAMMATIC DISPLAY AD CAMPAIGN PERFORMANCE**
CV WATER COUNTS

Campaign	Clicks	Impr.
2021-2022 FY Launch Programmatic Display	1,040	270,287
2021-2022 FY Launch	1,040	270,287
CV Water Counts July 2022	896	83,616
Now More than Ever	660	60,379
Swap Grass	236	23,237
CV Water Counts July 2022 SPANISH	723	53,007
Swap Grass (Spanish)	520	35,772
Now More Than Ever (Spanish)	203	17,235
	2,659	406,910



 **GOOGLE YOUTUBE VIDEO AD CAMPAIGN PERFORMANCE**
CV WATER COUNTS

Account name	Impr.	Engagements	Video views	Clicks
CV Water Counts	79,145	24,715	12,317	133
CVWC Water Saving Tips YouTube Spanish July 2022	40,329	14,762	7,769	43
CVWC Water Saving Tips English YouTube July 2022	38,816	9,953	4,548	90
	79,145	24,715	12,317	133



GOOGLE ADS PAID SEARCH CAMPAIGN PERFORMANCE

CV WATER COUNTS

Campaign	Clicks	Impr.
CVWC Search Campaign 2022	232	1,429
	232	1,429


KEYWORDS PERFORMANCE

CV WATER COUNTS

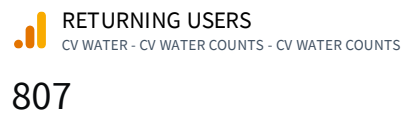
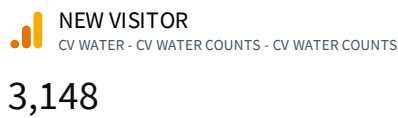
Account name	Clicks	Impr.	CTR
CV Water Counts	217	1,273	17.05%
water rebates	89	323	27.55%
water agency	58	542	10.7%
turf rebate programs	51	172	29.65%
water company	14	207	6.76%
water agency map	2	17	11.76%
toilet rebate	2	5	40%
washing machine rebate	1	3	33.33%
water saving tips	0	1	0%
save water	0	1	0%
water preservation	0	2	0%
	217	1,306	16.62%

Facebook Ad Campaigns

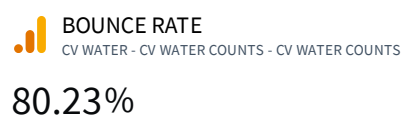
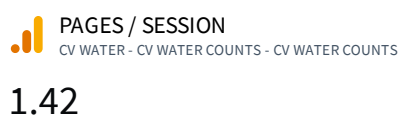
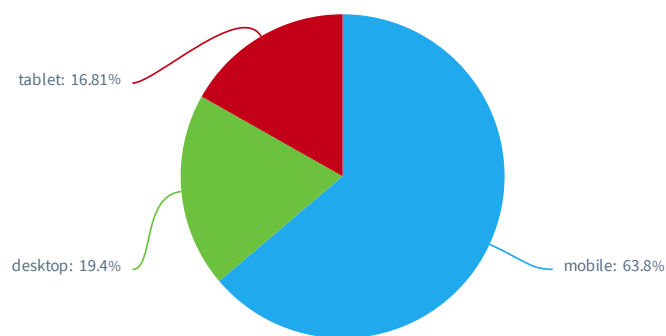
FACEBOOK AD PERFORMANCE
HUNTER JOHNSEN

Ad preview	Link Clicks	Impr.	Reach	Frequency	Page engagement
 <p>Save 15%! Swap grass for drought-friendly landscape</p> <p><i>Water</i> COUNTS</p> <p>We're in a drought. We all need to reduce ... We're in a drought. We all need to reduce our water use by 15%. That's about 12 gallons per person per day. It's easier than you think. Visit our SAVE page for conservation tips, a handy outdoor watering guide, rebates offered by your water agency, and more!</p> <p>https://cwwatercounts.com/save/</p>	167	46,596	21,660	2.15	253
	167	46,596	21,660	2.15	253

Website Information

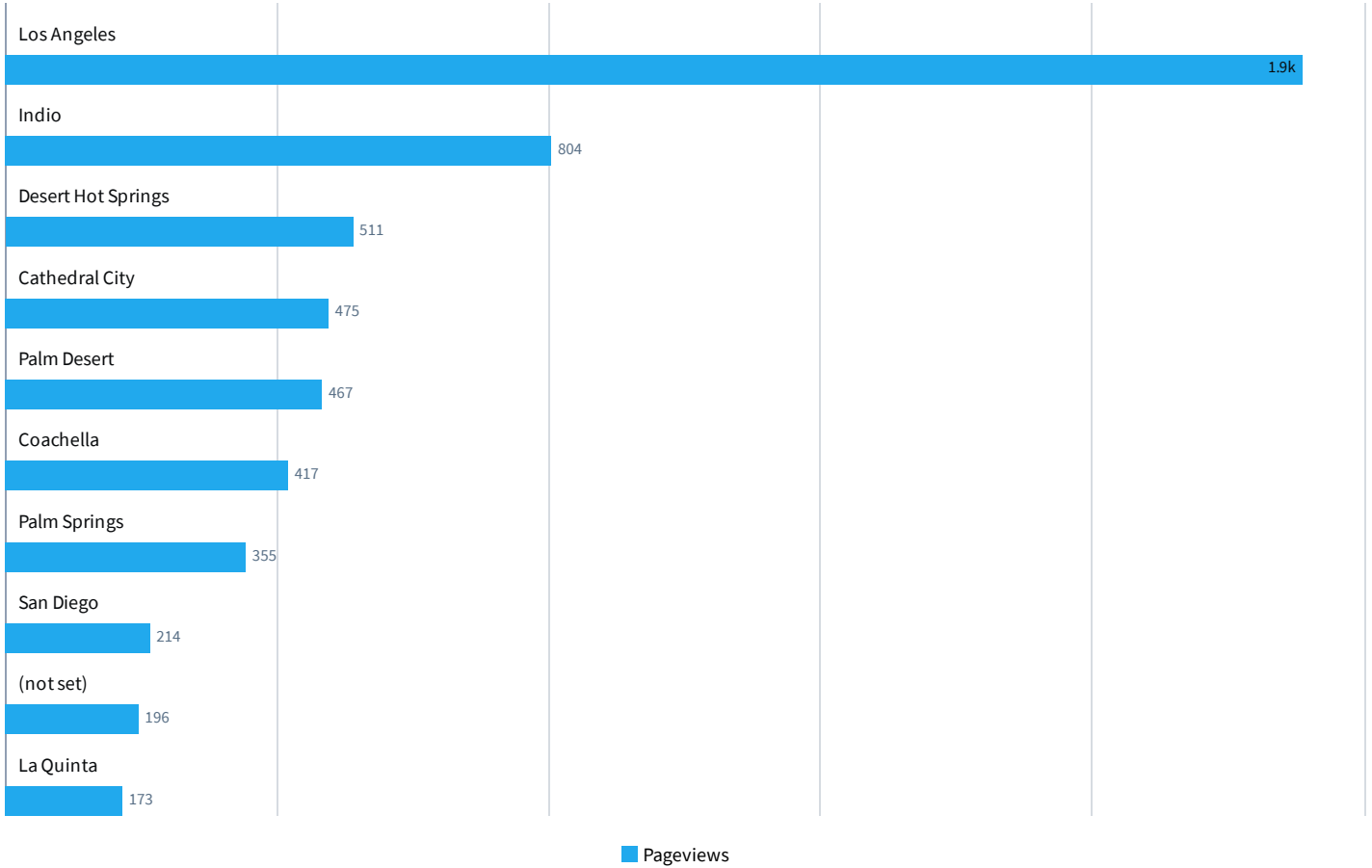


Page path	Pageviews
/	2,313
/conservation-tips/	1,122
/making-every-drop-count-matters-more-now/	1,112
/rebates/	472
/water-map/	272
/save/	123
/plant-of-the-month-trailing-lantana-lantana-montevicensis/	79
/plant-of-the-month-red-yucca-hesperaloe-parviflora/	66
/two-dozen-vegetables-to-plant-by-mid-october-in-palm-springs-and-the-cochella-valley/	65
/about/	64
	6,855



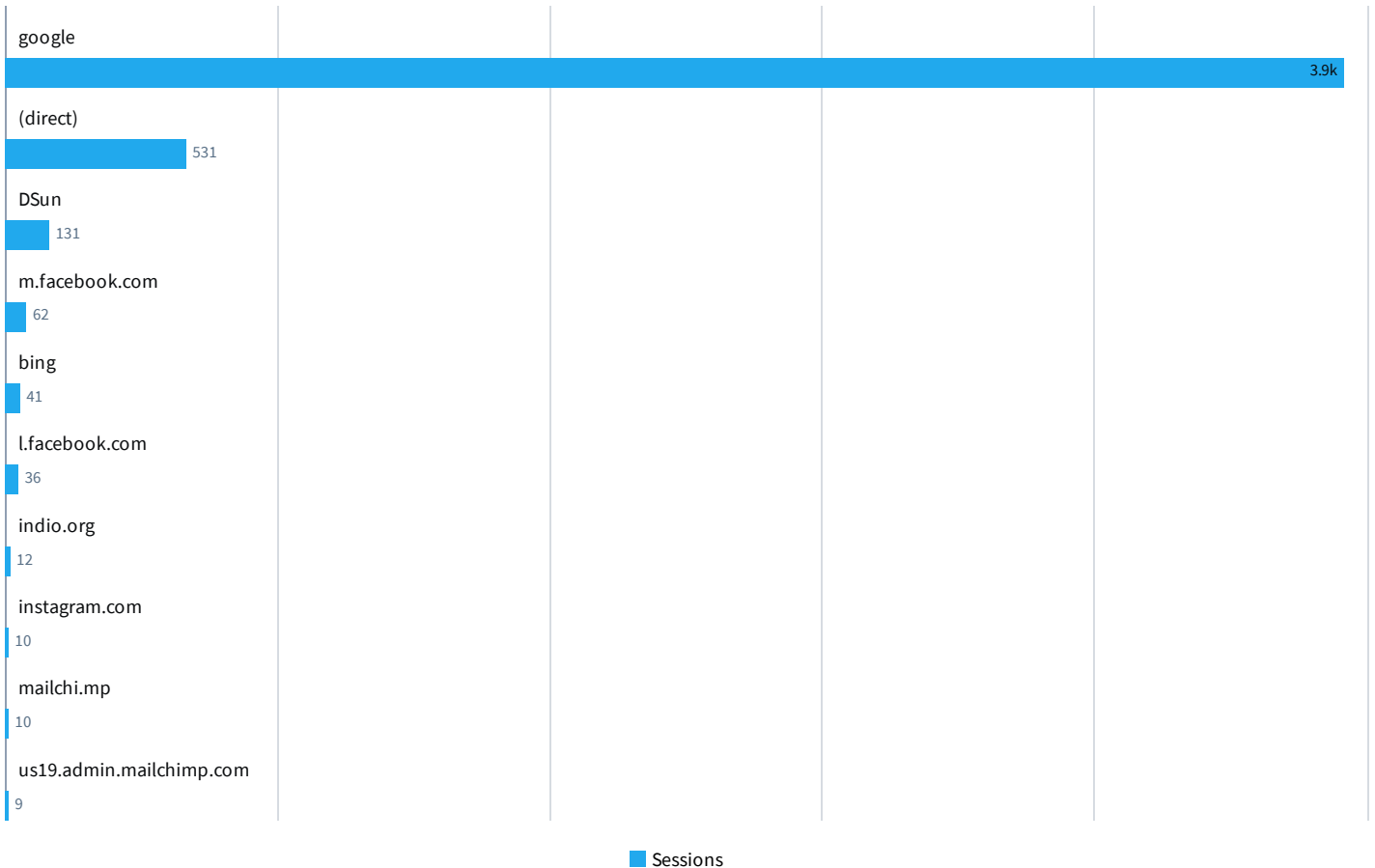
Item 17.

PAGEVIEWS BY CITY
CV WATER - CV WATER COUNTS - CV WATER COUNTS



Item 17.

USER REFERRERS
CV WATER - CV WATER COUNTS - CV WATER COUNTS



HISTORY
PAST 13 MONTH: CV WATER - CV WATER COUNTS - CV WATER COUNTS

Month	Sessions	Users	Pageviews	Pages / session	Avg. session duration	Bounce rate	% new sessions
July 2022	4,831	3,293	6,855	1.42	53s	80.23%	65.16%
June 2022	2,927	2,203	3,959	1.35	50s	83.64%	71.47%
May 2022	3,491	2,715	5,002	1.43	46s	71.7%	68.81%
April 2022	3,383	2,545	5,096	1.51	36s	63.38%	71.5%
March 2022	2,476	1,859	3,453	1.39	42s	83.04%	69.55%
February 2022	2,654	1,912	3,625	1.37	44s	81.2%	67.48%
January 2022	8,388	6,410	10,465	1.25	43s	86.27%	74.61%
December 2021	5,138	4,105	6,353	1.24	37s	87.5%	77.29%
November 2021	6,014	4,869	7,628	1.27	34s	86.51%	79.12%
October 2021	2,133	1,588	2,825	1.32	37s	84.2%	70.46%
September 2021	2,035	1,501	2,791	1.37	49s	83.59%	70.37%
August 2021	2,090	1,439	2,877	1.38	56s	82.82%	65.17%
July 2021	2,278	1,553	3,216	1.41	56s	83.01%	63.48%
	47,838	34,287	64,145	1.34	44s	82.02%	71.71%

Organic Search

TOP KEYWORDS CVWATERCOUNTS.COM/

Query	Impr.	Clicks	CTR	Avg. position
lake cahuilla	1,924	0	0%	4.89
salvia clevelandii	1,533	3	0.2%	2.2
lantana montevidensis	1,345	0	0%	6.74
hesperaloe parviflora	839	1	0.12%	5.93
lantana ground cover	733	6	0.82%	2.42
conserve water	638	0	0%	12.6
trailing lantana	512	4	0.78%	13.35
cleveland sage	394	0	0%	3.5
water pledge	382	0	0%	11.98
cv water	332	5	1.51%	7.15
	8,632	19	0.22%	7.08

TOP PAGES CVWATERCOUNTS.COM/

Page	Impr.	Clicks	CTR	Avg. position
https://cvwatercounts.com/plant-of-the-month-trailing-lantana-lantana-montevidensis/	4,295	34	0.79%	13.36
https://cvwatercounts.com/plant-of-the-month-cleveland-sage-chaparral-sage-salvia-clevelandii/	2,836	6	0.21%	4.28
https://cvwatercounts.com/lake-cahuilla-recreation-and-reliability/	2,669	1	0.04%	6.94
https://cvwatercounts.com/plant-of-the-month-red-yucca-hesperaloe-parviflora/	1,370	2	0.15%	17.19
https://cvwatercounts.com/take-the-pledge-to-conserve-water-for-your-new-years-resolution/	1,234	2	0.16%	11.4
https://cvwatercounts.com/wp-content/uploads/2019/02/Golf-and-Recycled-Water.pdf	1,205	23	1.91%	29.1
https://cvwatercounts.com/where-does-the-coachella-valley-water-come-from/	940	10	1.06%	24.11
https://cvwatercounts.com/save-water-pledge/	924	2	0.22%	6.43
https://cvwatercounts.com/eco-friendly-car-washes-in-the-coachella-valley/	856	1	0.12%	51.59
https://cvwatercounts.com/plant-of-the-month-mexican-bush-sage-salvia-leucantha/	795	2	0.25%	46.55
	17,124	83	0.48%	21.1

Item 17.

Facebook Information

f IMPRESSIONS
CV WATER COUNTS

49,228

f REACH
CV WATER COUNTS

23,411

f NEW PAGE LIKES
CV WATER COUNTS

2

f ENGAGED USERS
CV WATER COUNTS

397





f PAGE VIEWS
CV WATER COUNTS

56







f LIFETIME PAGE LIKES
CV WATER COUNTS

3,985

f POSTS
CV WATER COUNTS

Post	Created at	Post reach	Engaged users	Post engagement rate	Likes	Comments
 Preserving our local w...	July 31, 2022	33	1	3%	0	1
 Mission Springs Water ...	July 29, 2022	22	0	0%	0	0
 Use a broom instead o...	July 28, 2022	165	6	4%	1	0
 If you or someone you...	July 24, 2022	479	7	1%	1	0
		24,314	425	2%	53	10







Item 17.

Post	Created at	Post reach	Engaged users	Post engagement rate	Likes	Comments
 <p>Replacing turf with low...</p>	July 22, 2022	57	2	4%	1	0
 <p>Give your irrigation sys...</p>	July 21, 2022	40	1	3%	1	0
	July 18, 2022	29	1	3%	1	0
 <p>This fast-growing shrub...</p>	July 17, 2022	47	2	4%	2	0
 <p>Whether heading out f...</p>	July 17, 2022	47	4	9%	4	0
	July 15, 2022	22	2	9%	1	0

24,314 425 2% 53 10

187

Item 17.

Post	Created at	Post reach	Engaged users	Post engagement rate	Likes	Comments
 <p>Turf conversion rebate \$3 per square foot</p>	July 15, 2022	49	1	2%	1	0
 <p>Save 15%! Swap grass for drought-friendly landscape</p> <p>Water COUNTS</p> <p>We're in a drought. We ...</p>	July 12, 2022	22,892	383	2%	30	9
 <p>As we head into the su...</p>	July 10, 2022	35	1	3%	1	0
 <p>Like most water users i...</p>	July 9, 2022	24	1	4%	1	0
 <p>Test your toilet for lea...</p>	July 7, 2022	52	3	6%	1	0
 <p>Save water: Swap grass for drought-friendly landscape</p> <p>CV Water Counts upda...</p>	July 5, 2022	55	1	2%	1	0

24,314 425 2% 53 10

188

Item 17.

Post	Created at	Post reach	Engaged users	Post engagement rate	Likes	Comments
	July 5, 2022	129	6	5%	3	0
 <p>Happy Fourth of July!</p>	July 4, 2022	93	2	2%	2	0
 <p>July is Smart Irrigation...</p>	July 1, 2022	44	1	2%	1	0
		24,314	425	2%	53	10

Instagram Information

 **IMPRESSIONS**
CV WATER COUNTS

12,079



 **LIKES**
CV WATER COUNTS

2

 **FOLLOWERS (TOTAL)**
CV WATER COUNTS

229

 **MEDIA PERFORMANCE**
CV WATER COUNTS

Media	Impr.	Engagement	Reach	Saved	Video views
 <p>Happy Fourth of July!</p>	18	1	13	0	0
 <p>UPGRADE YOUR APPLIANCES TO MORE WATER EFFICIENT MODELS</p>	15	1	13	0	0
	33	2	26	0	0

Twitter Information

Jul 2022 · 31 days

TWEET HIGHLIGHTS

Top Tweet earned 167 impressions

Give your irrigation system a checkup regularly to ensure it's working efficiently. For more water-saving tips, visit CVWaterCounts.com/Conservation-T... **#WaterWiseWednesday** pic.twitter.com/i2i0Er5O5s



2 replies 3 likes

[View Tweet activity](#) [View all Tweet activity](#)

Top Follower followed by 193 people



Water Conditioning & Purification

@WCPonline [FOLLOWS YOU](#)

The voice of professional excellence in POU/POE water treatment for over six decades, WC&P is committed to the water treatment industry.

[View profile](#)

Top media Tweet earned 75 impressions

We're in a drought. We all need to reduce our water use by 15%. That's about 12 gallons per person per day. It's easier than you think. Visit our SAVE page for conservation tips, a handy outdoor watering guide, rebates offered by your water agency, & more

cvwatercounts.com/save/ pic.twitter.com/1VzQOFQbzj



1 reply 1 like

[View Tweet activity](#) [View all Tweet activity](#)

JUL 2022 SUMMARY

Tweets	Tweet impressions
13	760
Profile visits	New followers
186	3

E-Blast Information

CAMPAIGN PERFORMANCE
CV WATER COUNTS

Campaign	Send Time	Emails Sent	Total Opens	Open Rate	Industry Open Rate	Total Clicks	Click Rate	Industry Click Rate	Hard Bounces	Unsubscribe Count
CV Water Counts July 2022	Wednesday, July 6, 2022 5:15 PM	519	528	52.99%	15.99%	83	9.63%	0.77%	1	2
		519	528	52.99%	15.99%	83	9.63%	0.77%	1	2